

# NEW ENGLAND PATRIOTS

# GAME RELEASE

## REGULAR SEASON WEEK 4

## NEW ENGLAND PATRIOTS VS. CAROLINA PANTHERS

### MEDIA SCHEDULE

#### WEDNESDAY, SEPTEMBER 27

8:00 a.m.	Media Workroom Opens
8:45-9:00 a.m.	Patriots Head Coach Bill Belichick Press Availability
Approx. 12:00 p.m.	Media Availability at Practice (Lower Practice Field - Park in Lot 6 and Enter South End of Field)
3:30-4:15 p.m.	Player Availability (Open Locker Room)
TBD	Tom Brady Press Availability

#### THURSDAY, SEPTEMBER 28

11:00 a.m.	Media Workroom Opens
Approx. 12:15 p.m.	Media Availability at Practice (Lower Practice Field - Park in Lot 6 and Enter South End of Field)
3:30-4:15 p.m.	Patriots player availability (Open Locker Room)

#### FRIDAY, SEPTEMBER 29

8:00 a.m.	Media Workroom Opens
8:45-9:00 a.m.	Patriots Head Coach Bill Belichick Press Availability
Approx. 11:55 a.m.	Media Availability at Practice (Lower Practice Field - Park in Lot 6 and Enter South End of Field)
1:30-2:15 p.m.	Player Availability (Open Locker Room)

#### SATURDAY, SEPTEMBER 30

Team Walkthrough - No Media Availability

#### SUNDAY, OCTOBER 1

1:00 p.m. Patriots vs. Carolina Panthers

### 2017 PATRIOTS SCHEDULE

#### REGULAR SEASON (2-1)

Thu, Sept. 7	at Kansas City	27-42	L
Sun, Sept. 17	at New Orleans	36-20	W
Sun, Sept. 24	at Houston	36-33	W
Sun, Oct. 1	at Carolina	1:00 p.m.	FOX
Thu, Oct. 5	at Tampa Bay	8:25 p.m.	
		CBS/NFLN/AMAZON	
Sun, Oct. 15	at N.Y. Jets	1:00 p.m.	CBS*
Sun, Oct. 22	at Atlanta	8:30 p.m.	NBC*
Sun, Oct. 29	at L.A. Chargers	1:00 p.m.	CBS*
Sun, Nov. 5		BYE WEEK	
Sun, Nov. 12	at Denver	8:30 p.m.	NBC*
Sun, Nov. 19	at Oakland (Mexico City)	4:25 p.m.	CBS
Sun, Nov. 26	at Miami	1:00 p.m.	CBS*
Sun, Dec. 3	at Buffalo	1:00 p.m.	CBS*
Mon, Dec. 11	at Miami	8:30 p.m.	ESPN
Sun, Dec. 17	at Pittsburgh	4:25 p.m.	CBS*
Sun, Dec. 24	at Buffalo	1:00 p.m.	CBS
Sun, Dec. 31	at N.Y. Jets	1:00 p.m.	CBS*

### 2017 AFC EAST FINAL STANDINGS

TEAM	W	L	T	PCT.	PF	PA
Buffalo Bills	2	1	0	.667	50	37
NEW ENGLAND	2	1	0	.667	99	95
Miami Dolphins	1	1	0	.500	25	37
New York Jets	1	2	0	.333	52	72

### GAME SUMMARY

#### NEW ENGLAND PATRIOTS (2-1) vs. CAROLINA PANTHERS (2-1)

Sunday, Oct. 1, 2017 • Gillette Stadium (65,878) • 1:00 p.m. ET

The New England Patriots closed out the first month of the season with a 2-1 record and begin the month of October at home when they host the Carolina Panthers this Sunday at Gillette Stadium. The Patriots are an NFL-best 53-17 in the month of October since 2000. Last season, the Patriots finished with a 4-1 October record.

This Sunday's game will be the Patriots' second against an NFC team. In Week 2, the Patriots traveled to New Orleans and beat the Saints, 36-20. New England owns a 49-12 (.803) record vs. NFC teams since realignment in 2002, the best inter-conference record in the NFL during that time. Pittsburgh is second with a 41-20 record.

QB Tom Brady has thrown for 825 yards and eight touchdowns in the last two games with 447 yards and three touchdowns at the Saints and 378 yards and five touchdowns vs. Houston.

### BROADCAST INFORMATION

**TELEVISION:** This week's game will be broadcast by FOX and can be seen on WFXT Channel 25. Joe Buck will handle play-by-play duties with Troy Aikman as the color analyst. Erin Andrews will work from the sidelines. The game will be produced by Richie Ziyontz and directed by Rich Russo.

**NATIONAL RADIO:** This week's game will be broadcast to a national audience on ESPN Radio. Adam Amin and Chris Canty will call the game.

**RADIO:** 98.5 FM, The Sports Hub, is the flagship station for the Patriots Radio Network. A complete listing of the network's 40 stations can be found in this press release. Play-by-play broadcaster Bob Socci will call the action along with former Patriots quarterback Scott Zolak, who will provide color analysis. The games are produced by Marc Cappello.

### OCTOBER FEST

The Patriots are an NFL-best 53-17 in the month of October since the 2000 season. The Patriots are 30-5 at home during that time in October and 23-12 on the road.

#### MOST WINS IN OCTOBER SINCE 2000

Team	W	L	T	Pct.
New England Patriots	53	17	0	.757
Pittsburgh Steelers	46	20	0	.697
New York Giants	44	22	0	.667
New Orleans Saints	43	25	0	.632
Indianapolis Colts	41	24	0	.631
Green Bay Packers	40	23	0	.635
Denver Broncos	40	27	0	.597

### WEEK 4 HIGHLIGHTS

**PAGE 13:** New England Patriots versus Carolina Panthers matchup notes

**PAGE 23:** The Patriots own the NFL's best inter-conference record since 2002.

**PAGE 32:** Tom Brady can tie Brett Favre and Peyton Manning for most regular season wins in NFL history.

**PAGE 43:** Tom Brady and Rob Gronkowski's on field connection is approaching a new personal mark.

### MEDIA CONTACTS

#### PATRIOTS MEDIA RELATIONS OFFICE: 508-384-4203

Stacey James, Vice President of Media Relations, staceyj@patriots.com, 508-326-6868  
 Aaron Salkin, Director of Media Relations, aarons@patriots.com, 508-326-6870  
 Michael Jurovaty, Asst. Director of Media Relations, mjurovaty@patriots.com, 508-326-6187  
 Cecily Faenza, Social Media Manager, cecilyf@patriots.com, 774-254-7917  
 Mark Robbins, Media Relations Coordinator, markr@patriots.com, 508-431-7175  
 Anne Noland, Media Relations Coordinator, annen@patriots.com, 508-431-7773

GILLETTE STADIUM • ONE PATRIOT PLACE • FOXBOROUGH, MA 02035

TEL: 508-384-9105 • FAX: 508-543-9053

PATRIOTS.COM • HTTP://MEDIA.PATRIOTS.COM





# 2017 OFFENSIVE STATISTICS

## WON 2, LOST 1

09/07	L 27-42	Kansas City	65,878
09/17	W 36-20	at New Orleans	73,168
09/24	W 36-33	Houston	65,878
10/01		Carolina	
10/05		at Tampa Bay	
10/15		at N.Y. Jets	
10/22		Atlanta	
10/29		L.A. Chargers	
11/12		at Denver	
11/19		at Oakland	
11/26		Miami	
12/03		at Buffalo	
12/11		at Miami	
12/17		at Pittsburgh	
12/24		Buffalo	
12/31		N.Y. Jets	

	N.E.	Opp.
TOTAL FIRST DOWNS	75	69
Rushing	19	20
Passing	46	45
Penalty	10	4
3rd Down: Made/Att	17/40	14/37
3rd Down Pct.	42.5	37.8
4th Down: Made/Att	0/2	1/2
4th Down Pct.	0.0	50.0
POSSESSION AVG.	30:25	29:35
TOTAL NET YARDS	1322	1383
Avg. Per Game	440.7	461.0
Total Plays	206	195
Avg. Per Play	6.4	7.1
NET YARDS RUSHING	302	391
Avg. Per Game	100.7	130.3
Total Rushes	86	76
NET YARDS PASSING	1020	992
Avg. Per Game	340.0	330.7
Sacked/Yards Lost	10/72	6/33
Gross Yards	1092	1025
Att./Completions	110/71	113/77
Completion Pct.	64.5	68.1
Had Intercepted	0	2
PUNTS/AVERAGE	15/41.7	13/47.5
NET PUNTING AVG.	15/37.3	13/42.8
PENALTIES/YARDS	20/190	30/234
FUMBLES/BALL LOST	5/1	5/1
TOUCHDOWNS	12	11
Rushing	4	2
Passing	8	8
Returns	0	1

* SCORE BY PERIODS	Q1	Q2	Q3	Q4	OT	PTS
TEAM	34	34	20	11	0	99
OPPONENTS	20	27	14	34	0	95

* SCORING	TD-Ru	Pa	Rt	K-PAT	FG	S	PTS
Gostkowski	0	0	0	0	10/11	5/	5 0 25
Gillislee	4	4	0	0			0 24
Hogan	3	0	3	0			0 18
Cooks	2	0	2	0			0 14
Gronkowski	2	0	2	0			0 12
Burkhead	1	0	1	0			0 6
TEAM	12	4	8	0	10/11	5/	5 0 99
OPPONENTS	11	2	8	1	11/11	6/	7 0 95

2-Pt Conv: Cooks, TM 1-1, OPP 0-0  
 SACKS: T. Flowers 3, Wise 2, Marsh 1, TM 6,  
 OPP 10  
 FUM/LOST: Brady 3/1, Amendola 1/0,  
 Gronkowski 1/0

* RUSHING	No.	Yds	Avg	Long	TD
Gillislee	45	145	3.2	16	4
White	17	66	3.9	10	0
D. Lewis	8	28	3.5	13	0
Burkhead	5	18	3.6	14	0
Hogan	3	17	5.7	13	0
Brady	5	15	3.0	7	0
Dorsett	1	7	7.0	7	0
Cooks	2	6	3.0	13	0
TEAM	86	302	3.5	16	4
OPPONENTS	76	391	5.1	58	2

* RECEIVING	No.	Yds	Avg	Long	TD
Gronkowski	16	238	14.9	53t	2
White	12	126	10.5	26	0
Cooks	10	256	25.6	54	2
Hogan	10	154	15.4	47t	3
Amendola	9	148	16.4	27	0
Burkhead	4	49	12.3	19t	1
D. Lewis	4	23	5.8	11	0
Dorsett	3	68	22.7	38	0
J. Hollister	2	24	12.0	19	0
Develin	1	6	6.0	6	0
TEAM	71	1092	15.4	54	8
OPPONENTS	77	1025	13.3	78t	8

* INTERCEPTIONS	No.	Yds	Avg	Long	TD
Gilmore	1	39	39.0	39	0
Harmon	1	12	12.0	12	0
TEAM	2	51	25.5	39	0
OPPONENTS	0	0	---	---	0

* PUNTING	No.	Yds	Avg	Net	TB	In	Lg	B
R. Allen	15	625	41.7	37.3	1	6	60	0
TEAM	15	625	41.7	37.3	1	6	60	0
OPPONENTS	13	617	47.5	42.8	0	7	68	0

* PUNT RETURNS	Ret	FC	Yds	Avg	Long	TD
Amendola	3	4	61	20.3	33	0
Chung	1	3	0	0.0	0	0
TEAM	4	7	61	15.3	33	0
OPPONENTS	8	1	46	5.8	16	0

* KICKOFF RETURNS	No.	Yds	Avg	Long	TD
D. Lewis	5	93	18.6	26	0
TEAM	5	93	18.6	26	0
OPPONENTS	13	275	21.2	34	0

* FIELD GOALS	1-19	20-29	30-39	40-49	50+
Gostkowski	0/ 0	4/ 4	1/ 1	0/ 0	0/ 0
TEAM	0/ 0	4/ 4	1/ 1	0/ 0	0/ 0
OPPONENTS	0/ 0	0/ 0	4/ 4	2/ 3	0/ 0
Gostkowski: (25G,32G) (28G,24G,27G) ()					
OPP: () (46G,35G,49N) (39G,40G,31G,36G)					

* PASSING	Att	Cmp	Yds	Cmp%	Yds/Att	TD	TD%	Int	Int%	Long	Sack/Lost	Rating
Brady	110	71	1092	64.5	9.93	8	7.3	0	0.0	54	10/	72 121.5
TEAM	110	71	1092	64.5	9.93	8	7.3	0	0.0	54	10/	72 121.5
OPPONENTS	113	77	1025	68.1	9.07	8	7.1	2	1.8	78t	6/ 33	112.9



# 2017 DEFENSIVE STATISTICS

Tackle Statistics based on Play-by-Play

PLAYER Name	TACKLES			SACKS			INTERCEPTIONS				FUMBLES				SP. TEAMS				
	TT	UT	A	S	Yds	QH	Int	Yds	TD	PD	FF	FR	Yds	TD	TT	UT	A	FF	FR
Devin McCourty	25	22	3	0.0	0.0	0	0	0	0	3	0	1	0	0	1	1	0	0	0
Kyle Van Noy	21	17	4	0.0	0.0	0	0	0	0	0	0	0	0	0	0	0	0	0	0
Elandon Roberts	17	13	4	0.0	0.0	0	0	0	0	0	0	0	0	0	0	0	0	0	0
Trey Flowers	13	8	5	3.0	6.0	5	0	0	0	0	0	0	0	0	0	0	0	0	0
Patrick Chung	12	11	1	0.0	0.0	0	0	0	0	1	0	0	0	0	1	1	0	0	0
Malcom Brown	12	9	3	0.0	0.0	0	0	0	0	0	0	0	0	0	0	0	0	0	0
Lawrence Guy	10	7	3	0.0	0.0	2	0	0	0	0	0	0	0	0	0	0	0	0	0
Stephon Gilmore	10	9	1	0.0	0.0	0	1	39	0	2	0	0	0	0	0	0	0	0	0
Malcolm Butler	9	8	1	0.0	0.0	0	0	0	0	1	0	0	0	0	0	0	0	0	0
Cassius Marsh	7	6	1	1.0	7.0	1	0	0	0	0	1	0	0	0	2	1	1	0	0
Jordan Richards	6	5	1	0.0	0.0	0	0	0	0	0	1	0	0	0	2	2	0	0	0
Deatrich Wise, Jr.	5	4	1	2.0	20.0	9	0	0	0	1	0	0	0	0	0	0	0	0	0
Duron Harmon	5	4	1	0.0	0.0	0	1	12	0	1	0	0	0	0	0	0	0	0	0
Jonathan Jones	5	5	0	0.0	0.0	0	0	0	0	2	0	0	0	0	1	1	0	0	0
Eric Rowe	4	4	0	0.0	0.0	0	0	0	0	0	0	0	0	0	1	1	0	0	0
Adam Butler	4	2	2	0.0	0.0	0	0	0	0	0	0	0	0	0	0	0	0	0	0
Alan Branch	2	2	0	0.0	0.0	0	0	0	0	0	0	0	0	0	0	0	0	0	0
Dont'a Hightower	2	1	1	0.0	0.0	0	0	0	0	0	0	0	0	0	0	0	0	0	0
David Harris	1	0	1	0.0	0.0	0	0	0	0	0	0	0	0	0	0	0	0	0	0
Marquis Flowers	1	0	1	0.0	0.0	0	0	0	0	0	0	0	0	0	2	2	0	0	0
Harvey Langi	0	0	0	0.0	0.0	0	0	0	0	0	0	0	0	0	1	1	0	0	0
Johnson Bademosi	0	0	0	0.0	0.0	0	0	0	0	0	0	0	0	0	3	3	0	0	0
Geneo Grissom	0	0	0	0.0	0.0	0	0	0	0	0	0	0	0	0	1	1	0	0	0
Rob Gronkowski	0	0	0	0.0	0.0	0	0	0	0	1	0	0	0	0	0	0	0	0	0
Nate Ebner	0	0	0	0.0	0.0	0	0	0	0	0	0	0	0	0	2	1	1	0	0
Brandon Bolden	0	0	0	0.0	0.0	0	0	0	0	0	0	0	0	0	2	2	0	0	0
Brandon King	0	0	0	0.0	0.0	0	0	0	0	0	0	0	0	0	1	0	1	0	0
Joe Cardona	0	0	0	0.0	0.0	0	0	0	0	0	0	0	0	0	3	1	2	0	0
<b>TOTALS</b>	<b>171</b>	<b>137</b>	<b>34</b>	<b>6.0</b>	<b>33.0</b>	<b>17</b>	<b>2</b>	<b>51</b>	<b>0</b>	<b>12</b>	<b>2</b>	<b>1</b>	<b>0</b>	<b>0</b>	<b>23</b>	<b>18</b>	<b>5</b>	<b>0</b>	<b>0</b>

FUMBLES - LOST (5-1)				
No.	Lost	Own		O.B.
		Rec		
Danny Amendola	1	0	0	0
David Andrews	0	0	2	0
Tom Brady	3	1	0	0
Rob Gronkowski	1	0	0	1
Shaq Mason	0	0	1	0
<b>TOTALS</b>	<b>5</b>	<b>1</b>	<b>3</b>	<b>1</b>

MISC. OFFENSIVE STATS				
Tkl	Ast	FF	FR	

KEY	
TT-Total Tackles	Int/Yds-Interceptions/Yards Returned
UT-Unassisted Tackles	PD-Passes Defensed
A-Assisted Tackles	FF-Forced Fumbles

BLOCKED KICKS			
XP	FG	P	
<b>Totals</b>	<b>0</b>	<b>0</b>	<b>0</b>



# NEW ENGLAND PATRIOTS 2017 STATS PACK

## PATRIOTS PARTICIPATION

Player	Regular Season																			
	GP	GS	DNP	INA	KC	at NO	HOU	CAR	at TB	at NYJ	ATL	LAC	DET	at OAK	MIA	at BUF	at MIA	at PIT	BUF	NYJ
Allen, Dwayne	3	2	0	0	TE	TE	sub													
Allen, Ryan	3	0	0	0	sub	sub	sub													
Amendola, Danny	2	0	0	1	sub	X	sub													
Andrews, David	3	3	0	0	C	C	C													
Bademosi, Johnson	3	0	0	0	sub	sub	sub													
Bolden, Brandon	3	0	0	0	sub	sub	sub													
Brady, Tom	3	3	0	0	QB	QB	QB													
Branch, Alan	3	1	0	0	DT	sub	sub													
Brown, Malcom	3	3	0	0	DT	DT	DT													
Burkhead, Rex	2	2	0	1	RB	RB	X													
Butler, Adam	3	2	0	0	sub	DE	DT													
Butler, Malcolm	3	2	0	0	LCB	sub	LCB													
Cannon, Marcus	2	2	0	1	RT	RT	X													
Cardona, Joe	3	0	0	0	sub	sub	sub													
Chung, Patrick	3	2	0	0	S	S	sub													
Cooks, Brandin	3	2	0	0	WR	sub	WR													
Croston, Cole	0	0	0	3	X	X	X													
Develin, James	3	0	0	0	sub	sub	sub													
Dorsett, Phillip	3	0	0	0	sub	sub	sub													
Ebner, Nate	1	0	0	2	X	X	sub													
Fleming, Cameron	2	1	0	1	X	sub	LT													
Flowers, Marquis	3	0	0	0	sub	sub	sub													
Flowers, Trey	3	3	0	0	DE	DE	DE													
Garoppolo, Jimmy	0	0	3	0	DNP	DNP	DNP													
Gilmore, Stephon	3	3	0	0	RCB	RCB	RCB													
Gillisle, Mike	3	1	0	0	sub	sub	RB													
Gostkowski, Stephen	3	0	0	0	sub	sub	sub													
Grissom, Geneo	1	0	0	0			sub													
Gronkowski, Rob	3	3	0	0	TE	TE	TE													
Guy, Lawrence	3	2	0	0	sub	DT	DE													
Harmon, Duron	3	3	0	0	DB	DB	DB													
Harris, David	3	0	0	0	sub	sub	sub													
Hightower, Dont'a	1	1	0	2	DE	X	X													
Hogan, Chris	3	3	0	0	WR	WR	WR													
Hollister, Jacob	2	1	0	1	X	TE	sub													
Jones, Jonathan	3	0	0	0	sub	sub	sub													
Karras, Ted	3	0	0	0	sub	sub	sub													
King, Brandon	3	0	0	0	sub	sub	sub													
Langi, Harvey	1	0	0	2	X	sub	X													
Lewis, Dion	3	0	0	0	sub	sub	sub													
Marsh, Cassius	3	1	0	0	sub	sub	LB													
Mason, Shaq	3	3	0	0	RG	RG	RG													
McCourt, Devin	3	3	0	0	S	S	S													
Richards, Jordan	3	1	0	0	DB	sub	sub													
Roberts, Elandon	3	2	0	0	sub	LB	LB													
Rowe, Eric	2	1	0	1	sub	LCB	X													
Slater, Matthew	0	0	0	3	X	X	X													
Solder, Nate	3	3	0	0	LT	LT	TE													
Thuney, Joe	3	3	0	0	LG	LG	LG													
Valentine, Vincent	0	0	0	2	X	X														
Van Noy, Kyle	3	3	0	0	LB	LB	LB													
Waddle, LaAdrian	2	1	0	1	sub	X	RT													
White, James	3	0	0	0	sub	sub	sub													
Wise, Deatrich Jr.	3	0	0	0	sub	sub	sub													
<b>Totals</b>	135	66	3	21																

X - inactive / CAPS - starters / sub - played / dnp - did not play / PS - Practice Squad

**KEY:**

Not on active roster





# NEW ENGLAND PATRIOTS 2017 STATS PACK

## GAME-BY-GAME STARTERS

2017 OFFENSIVE STARTERS BY GAME												
Date	Opponent	WR	LT	LG	C	RG	RT	TE	WR	QB	RB	TE
09/07	Kansas City	B. Cooks	N. Solder	J. Thuney	D. Andrews	S. Mason	M. Cannon	R. Gronkowski	C. Hogan	T. Brady	R. Burkhead	D. Allen
09/17 at	New Orleans	J. Hollister (TE)	N. Solder	J. Thuney	D. Andrews	S. Mason	M. Cannon	R. Gronkowski	C. Hogan	T. Brady	R. Burkhead	D. Allen
09/24	Houston	B. Cooks	C. Fleming	J. Thuney	D. Andrews	S. Mason	L. Waddle	R. Gronkowski	C. Hogan	T. Brady	M. Gillislee	N. Solder
10/01	Carolina											
10/05 at	Tampa Bay											
10/15 at	N.Y. Jets											
10/22	Atlanta											
10/29	L.A. Chargers											
11/12 at	Denver											
11/19 at	Oakland											
11/26	Miami											
12/03 at	Buffalo											
12/11 at	Miami											
12/17 at	Pittsburgh											
12/24	Buffalo											
12/31	N.Y. Jets											

2017 DEFENSIVE STARTERS BY GAME												
Date	Opponent	LE	DT	DT	RE	LB	LB	LB	LCB	RCB	S	S
09/07	Kansas City	T. Flowers	A. Branch	M. Brown	D. Hightower	K. Van Noy	J. Richards (DB)	D. Harmon (DB)	M. Butler	S. Gilmore	P. Chung	D. McCourty
09/17 at	New Orleans	T. Flowers	L. Guy	M. Brown	A. Butler	K. Van Noy	E. Roberts	D. Harmon (DB)	E. Rowe	S. Gilmore	P. Chung	D. McCourty
09/24	Houston	L. Guy	A. Butler	M. Brown	T. Flowers	K. Van Noy	E. Roberts	C. Marsh	M. Butler	S. Gilmore	D. Harmon	D. McCourty
10/01	Carolina											
10/05 at	Tampa Bay											
10/15 at	N.Y. Jets											
10/22	Atlanta											
10/29	L.A. Chargers											
11/12 at	Denver											
11/19 at	Oakland											
11/26	Miami											
12/03 at	Buffalo											
12/11 at	Miami											
12/17 at	Pittsburgh											
12/24	Buffalo											
12/31	N.Y. Jets											



# 2017 NEW ENGLAND PATRIOTS ROSTER

AS OF SEPTEMBER 26, 2017

## ALPHABETICAL ROSTER

#	NAME	POS	HT	WT	BORN	YR	COLLEGE	H.S. HOMETOWN
83	Allen, Dwayne	TE	6-3	265	2/24/1990	6	Clemson	Fayetteville, N.C.
6	Allen, Ryan	P	6-2	220	2/28/1990	5	Louisiana Tech	Salem, Ore.
80	Amendola, Danny	WR	5-11	190	11/2/1985	9	Texas Tech	The Woodlands, Texas
60	Andrews, David	C	6-3	295	7/10/1992	3	Georgia	Johns Creek, Ga.
29	Bademosi, Johnson	CB	6-0	206	7/23/1990	6	Stanford	Silver Springs, Md.
38	Bolden, Brandon	RB	5-11	220	1/26/1990	6	Mississippi	Baton Rouge, La.
12	Brady, Tom	QB	6-4	225	8/3/1977	18	Michigan	San Mateo, Calif.
97	Branch, Alan	DL	6-6	350	12/29/1984	11	Michigan	Rio Ranch, N.M.
90	Brown, Malcom	DL	6-2	320	2/2/1994	3	Texas	Brenham, Texas
34	Burkhead, Rex	RB	5-10	210	7/2/1990	5	Nebraska	Plano, Texas
70	Butler, Adam	DL	6-5	300	4/12/1994	R	Vanderbilt	Duncanville, Texas
21	Butler, Malcolm	CB	5-11	190	3/2/1990	4	West Alabama	Vicksburg, Miss.
61	Cannon, Marcus	OL	6-6	335	5/6/1988	7	Texas Christian	Odessa, Texas
49	Cardona, Joe	LS	6-3	245	4/16/1992	3	Navy	El Cajon, Calif.
23	Chung, Patrick	S	5-11	215	8/19/1987	9	Oregon	Rancho Cucamonga, Calif.
14	Cooks, Brandin	WR	5-10	189	9/25/1993	4	Oregon State	Stockton, Calif.
74	Croston, Cole	OL	6-5	315	12/25/1993	R	Iowa	Sergeant Bluff, Iowa
46	Develin, James	FB	6-3	255	7/23/1988	5	Brown	Gilbertsville, Pa.
13	Dorsett, Phillip	WR	5-10	185	1/5/1993	3	Miami (Fla.)	Ft. Lauderdale, Fla.
43	Ebner, Nate	DB	6-0	220	12/14/1988	6	Ohio State	Dublin, Ohio
71	Fleming, Cameron	OL	6-6	320	9/3/1992	4	Stanford	Houston, Texas
59	Flowers, Marquis	LB	6-3	250	2/16/1992	4	Arizona	Phoenix, Ariz.
98	Flowers, Trey	DL	6-2	265	8/16/1993	3	Arkansas	Huntsville, Al.
10	Garoppolo, Jimmy	QB	6-2	225	11/2/1991	4	Eastern Illinois	Arlington, Ill.
35	Gillisle, Mike	RB	5-11	219	11/1/1990	5	Florida	DeLand, Fla.
3	Gilmore, Stephon	CB	6-1	190	9/19/1990	6	South Carolina	Rock Hill, S.C.
24	Gostkowski, Stephen	K	6-1	215	1/28/1984	12	Memphis	Madison, Miss.
92	Grisson, Geneo	DL	6-4	265	6/4/1992	3	Oklahoma	Hutchinson,, Kan.
87	Gronkowski, Rob	TE	6-6	265	5/14/1989	8	Arizona	Pittsburgh, Pa.
93	Guy, Lawrence	DL	6-4	305	3/17/1990	7	Arizona State	Las Vegas, Nev.
30	Harmon, Duron	DB	6-1	205	1/24/1991	5	Rutgers	Magnolia, Del.
45	Harris, David	LB	6-2	250	1/21/1984	11	Michigan	Grand Rapids, Mich.
54	Hightower, Dont'a	LB	6-3	265	3/12/1990	6	Alabama	Lewisburg, Tenn.
15	Hogan, Chris	WR	6-1	210	10/24/1988	5	Monmouth	Wykoff, N.J.
47	Hollister, Jacob	TE	6-4	239	11/18/1993	R	Wyoming	Bend, Ore.
31	Jones, Jonathan	DB	5-10	190	9/20/1993	2	Auburn	Carrollton, Ga.
75	Karras, Ted	OL	6-4	305	3/15/1993	2	Illinois	Indianapolis, Ind.
36	King, Brandon	DB	6-2	220	6/8/1993	3	Auburn	Alabaster, Ala.
48	Langi, Harvey	LB	6-2	252	9/24/1992	R	Brigham Young	South Jordan, Utah
33	Lewis, Dion	RB	5-8	195	9/27/1990	6	Pittsburgh	Blairtown, N.J.
55	Marsh, Cassius	DE	6-4	245	7/7/1992	4	UCLA	Westlake Village, Calif.
69	Mason, Shaq	OL	6-1	310	8/28/1993	3	Georgia Tech	Columbia, Tenn.
32	McCourty, Devin	DB	5-10	195	8/13/1987	8	Rutgers	Montvale, N.J.
37	Richards, Jordan	DB	5-11	210	1/21/1993	3	Stanford	Folsom, Calif.
52	Roberts, Elandon	LB	6-0	235	4/22/1994	2	Houston	Port Arthur, Texas
25	Rowe, Eric	DB	6-1	205	10/3/1992	3	Utah	Klein, Texas
18	Slater, Matthew	WR	6-0	205	9/9/1985	10	UCLA	Anaheim, Calif.
77	Solder, Nate	T	6-8	325	4/12/1988	7	Colorado	Buena Vista, Colo.
62	Thuney, Joe	OL	6-5	305	11/18/1992	2	North Carolina State	Centerville, Ohio
53	Van Noy, Kyle	LB	6-3	243	3/26/1991	4	Brigham Young	Reno, Nev.
68	Waddle, LaAdrian	OL	6-6	315	7/21/1991	5	Texas Tech	Columbus, Texas
28	White, James	RB	5-10	205	2/3/1992	4	Wisconsin	Ft. Lauderdale, Fla.
91	Wise, Jr., Deatrich	DL	6-5	271	7/26/1994	R	Arkansas	Carrollton, Texas

## NUMERICAL ROSTER

#	NAME	POS
3	Stephen Gostkowski	K
6	Ryan Allen	P
10	Jimmy Garoppolo	QB
12	Tom Brady	QB
13	Phillip Dorsett	WR
14	Brandin Cooks	WR
15	Chris Hogan	WR
18	Matthew Slater	WR
21	Malcolm Butler	CB
23	Patrick Chung	S
24	Stephon Gilmore	CB
25	Eric Rowe	DB
28	James White	RB
29	Johnson Bademosi	CB
30	Duron Harmon	DB
31	Jonathan Jones	DB
32	Devin McCourty	DB
33	Dion Lewis	RB
34	Rex Burkhead	RB
35	Mike Gillislee	RB
36	Brandon King	DB
37	Jordan Richards	DB
38	Brandon Bolden	RB
43	Nate Ebner	DB
45	David Harris	LB
46	James Develin	FB
47	Jacob Hollister	TE
48	Harvey Langi	LB
49	Joe Cardona	LS
52	Elandon Roberts	LB
53	Kyle Van Noy	LB
54	Dont'a Hightower	LB
55	Cassius Marsh	DE
59	Marquis Flowers	LB
60	David Andrews	C
61	Marcus Cannon	OL
62	Joe Thuney	OL
68	LaAdrian Waddle	OL
69	Shaq Mason	OL
70	Adam Butler	DL
71	Cameron Fleming	OL
74	Cole Croston	OL
75	Ted Karras	OL
77	Nate Solder	T
80	Danny Amendola	WR
83	Dwayne Allen	TE
87	Rob Gronkowski	TE
90	Malcom Brown	DL
91	Deatrich Wise, Jr.	DL
92	Geneo Grissom	DL
93	Lawrence Guy	DL
97	Alan Branch	DL
98	Trey Flowers	DL

## PRACTICE SQUAD

#	NAME	POS	HT	WT	BORN	YR	COLLEGE	H.S. HOMETOWN
94	Blackson, Angelo	DL	6-4	318	11/14/1992	3	Auburn	Wilmington, Del.
64	Ferentz, James	OL	6-2	285	6/5/1989	3	Iowa	Iowa City, Iowa
8	Heinicke, Taylor	QB	6-1	210	3/15/1993	3	Old Dominion	Suwanee, Ga.
81	Hollister, Cody	WR	6-4	209	11/18/1993	R	Arkansas	Bend, Ore.
26	Jones, David	DB	6-3	210	12/4/1993	R	Richmond	St. Petersburg, Fla.
72	King, Jason	OL	6-4	310	11/18/1993	R	Purdue	Little Rock, Ark.
27	Lewis, Ryan	CB	6-0	200	4/15/1994	R	Pittsburgh	Seattle, Wash.
84	McCarron, Riley	WR	5-9	185	6/16/1993	R	Iowa	Dubuque, Iowa
39	Travis, Damarius	DB	6-2	215	4/19/1994	R	Minnesota	Pensacola, Fla.
42	Wiltz, Jomal	CB	5-10	180	10/23/1994	R	Iowa State	Houston Texas

## PRACTICE SQUAD

#	NAME	POS
8	Taylor Heinicke	QB
26	David Jones	DB
27	Ryan Lewis	CB
39	Damarius Travis	DB
42	Jomal Wiltz	CB
64	James Ferentz	OL
72	Jason King	OL
81	Cody Hollister	WR
84	Riley McCarron	WR
94	Angelo Blackson	DL

## RESERVE/INJURED LIST

#	NAME	POS	HT	WT	BORN	YR	COLLEGE	H.S. HOMETOWN
11	Edelman, Julian	WR	5-10	200	5/22/1986	9	Kent State	Redwood City, Calif.
41	Jones, Cyrus	CB	5-10	200	11/29/1993	2	Alabama	Baltimore, Md.
58	McClellin, Shea	LB	6-3	250	8/1/1989	6	Boise State	Marsing, Idaho
19	Mitchell, Malcolm	WR	6-1	200	7/20/1993	2	Georgia	Valdosta, Ga.
95	Rivers, Derek	DE	6-5	250	5/9/1994	R	Youngstown State	Kinston, N.C.
99	Valentine, Vincent	DT	6-3	320	2/23/1994	2	Nebraska	Edwardsville, Ill.

## RESERVE/INJURED LIST

#	NAME	POS
11	Julian Edelman	WR
19	Malcolm Mitchell	WR
41	Cyrus Jones	CB
58	Shea McClellin	LB
95	Derek Rivers	DE
99	Vincent Valentine	DT

## RESERVE/NON-FOOTBALL INJURY

#	NAME	POS	HT	WT	BORN	YR	COLLEGE	H.S. HOMETOWN
51	Davis, Keionta	DL	6-4	260	3/1/1994	R	Tennessee-Chattanooga	Chattanooga, Tenn.
76	Jelks, Andrew	OL	6-6	307	12/6/1993	R	Vanderbilt	Paris, Tenn.

## RESERVE/NON-FOOTBALL INJURY

#	NAME	POS
51	Keionta Davis	DL
76	Andrew Jelks	OL

## RESERVE/NON-FOOTBALL ILLNESS

#	NAME	POS	HT	WT	BORN	YR	COLLEGE	H.S. HOMETOWN
63	Garcia, Tony	OL	6-7	302	12/10/1993	R	Troy	Riverdale, Ga.

## RESERVE/NON-FOOTBALL ILLNESS

#	NAME	POS
63	Tony Garcia	OL

## HEAD COACH: BILL BELICHICK

**ASSISTANTS:** Steve Belichick, Safeties; Josh Boyer, Cornerbacks; Moses Cabrera, Head Strength and Conditioning; Nick Caley, Tight Ends; Brendan Daly, Defensive Line; Ivan Fears, Running Backs; Brian Flores, Linebackers; James Hardy, Assistant Strength and Conditioning; Joe Judge, Special Teams; Josh McDaniels, Offensive Coordinator/Quarterbacks; Chad O'Shea, Wide Receivers; Matt Patricia, Defensive Coordinator; Dante Scarnecchia, Offensive Line; Jerry Schuplinski, Assistant Quarterbacks; Ray Ventrone, Asst. Special Teams.



# 2017 NUMERICAL ROSTER

September 26, 2017

#	NAME	POS	HT	WT	AGE	YR	COLLEGE	HOW ACQ.
3	Stephen Gostkowski	K	6-1	215	33	12	Memphis	D4b-06
6	Ryan Allen	P	6-2	220	27	5	Louisiana Tech	FA-13
10	Jimmy Garoppolo	QB	6-2	225	25	4	Eastern Illinois	D2-14
12	Tom Brady	QB	6-4	225	40	18	Michigan	D6b-00
13	Phillip Dorsett	WR	5-10	185	24	3	Miami (Fla.)	TR (IND)-17
14	Brandin Cooks	WR	5-10	189	24	4	Oregon State	TR (NO)-17
15	Chris Hogan	WR	6-1	210	28	5	Monmouth	RFA (BUF)-16
18	Matthew Slater	WR	6-0	205	32	10	UCLA	D5-08
21	Malcolm Butler	CB	5-11	190	27	4	West Alabama	FA-14
23	Patrick Chung	S	5-11	215	30	9	Oregon	FA-13
24	Stephon Gilmore	CB	6-1	190	27	6	South Carolina	UFA (BUF)-17
25	Eric Rowe	DB	6-1	205	24	3	Utah	TR (PHI)-16
28	James White	RB	5-10	205	25	4	Wisconsin	D4b-14
29	Johnson Bademosi	CB	6-0	206	27	6	Stanford	TR (DET)-17
30	Duron Harmon	DB	6-1	205	26	5	Rutgers	D3b-13
31	Jonathan Jones	DB	5-10	190	24	2	Auburn	FA-16
32	Devin McCourty	DB	5-10	195	30	8	Rutgers	D1-10
33	Dion Lewis	RB	5-8	195	26	6	Pittsburgh	FA-15
34	Rex Burkhead	RB	5-10	210	27	5	Nebraska	UFA (CIN)-17
35	Mike Gillislee	RB	5-11	219	26	5	Florida	RFA (BUF)-17
36	Brandon King	DB	6-2	220	24	3	Auburn	FA-15
37	Jordan Richards	DB	5-11	210	24	3	Stanford	D2-15
38	Brandon Bolden	RB	5-11	220	27	6	Mississippi	FA-12
43	Nate Ebner	DB	6-0	220	28	6	Ohio State	D6-12
45	David Harris	LB	6-2	250	33	11	Michigan	FA-17
46	James Develin	FB	6-3	255	29	5	Brown	FA-12
47	Jacob Hollister	TE	6-4	239	23	R	Wyoming	FA-17
48	Harvey Langi	LB	6-2	252	25	R	Brigham Young	FA-17
49	Joe Cardona	LS	6-3	245	25	3	Navy	D5-15
52	Elandon Roberts	LB	6-0	235	23	2	Houston	D6b-16
53	Kyle Van Noy	LB	6-3	243	26	4	Brigham Young	TR (DET)-16
54	Dont'a Hightower	LB	6-3	265	27	6	Alabama	D1b-12
55	Cassius Marsh	DE	6-4	245	25	4	UCLA	TR (SEA)-17
59	Marquis Flowers	LB	6-3	250	25	4	Arizona	TR (CIN)-17
60	David Andrews	C	6-3	295	25	3	Georgia	FA-15
61	Marcus Cannon	OL	6-6	335	29	7	Texas Christian	D5a-11
62	Joe Thuney	OL	6-5	305	24	2	North Carolina State	D3a-16
68	LaAdrian Waddle	OL	6-6	315	26	5	Texas Tech	CW (DET)-15
69	Shaq Mason	OL	6-1	310	24	3	Georgia Tech	D4c-15
70	Adam Butler	DL	6-5	300	23	R	Vanderbilt	FA-17
71	Cameron Fleming	OL	6-6	320	25	4	Stanford	D4c-14
74	Cole Croston	OL	6-5	315	23	R	Iowa	FA-17
75	Ted Karras	OL	6-4	305	24	2	Illinois	D6c-16
77	Nate Solder	T	6-8	325	29	7	Colorado	D1-11
80	Danny Amendola	WR	5-11	190	31	9	Texas Tech	UFA (STL)-13
83	Dwayne Allen	TE	6-3	265	27	6	Clemson	TR (IND)-17
87	Rob Gronkowski	TE	6-6	265	28	8	Arizona	D2a-10
90	Malcom Brown	DL	6-2	320	23	3	Texas	D1-15
91	Deatrich Wise, Jr.	DL	6-5	271	23	R	Arkansas	D4-17
92	Geneo Grissom	DL	6-4	265	25	3	Oklahoma	D3-15
93	Lawrence Guy	DL	6-4	305	27	7	Arizona State	UFA (BAL)-17
97	Alan Branch	DL	6-6	350	32	11	Michigan	FA-14
98	Trey Flowers	DL	6-2	265	24	3	Arkansas	D4a-15

## PRACTICE SQUAD

#	NAME	POS	HT	WT	AGE	YR	COLLEGE	HOW ACQ.
8	Taylor Heinicke	QB	6-1	210	24	3	Old Dominion	FA-17
26	David Jones	DB	6-3	210	23	R	Richmond	FA-17
27	Ryan Lewis	CB	6-0	200	23	R	Pittsburgh	FA-17
39	Damarius Travis	DB	6-2	215	23	R	Minnesota	FA-17
42	Jomal Wiltz	CB	5-10	180	22	R	Iowa State	FA-17
64	James Ferentz	OL	6-2	285	28	3	Iowa	FA-17
72	Jason King	OL	6-4	310	23	R	Purdue	FA-17
81	Cody Hollister	WR	6-4	209	23	R	Arkansas	FA-17
84	Riley McCarron	WR	5-9	185	24	R	Iowa	FA-17
94	Angelo Blackson	DL	6-4	318	24	3	Auburn	FA-17

## RESERVE/INJURED LIST

#	NAME	POS	HT	WT	AGE	YR	COLLEGE	(IR DATE)
11	Julian Edelman	WR	5-10	200	31	9	Kent State	(9/2/2017)
19	Malcolm Mitchell	WR	6-1	200	24	2	Georgia	(9/7/2017)
41	Cyrus Jones	CB	5-10	200	23	2	Alabama	(9/2/2017)
58	Shea McClellin	LB	6-3	250	28	6	Boise State	(9/5/2017)
95	Derek Rivers	DE	6-5	250	23	R	Youngstown State	(9/2/2017)
99	Vincent Valentine	DT	6-3	320	23	2	Nebraska	9/22/2017

## RESERVE/NON-FOOTBALL INJURY

#	NAME	POS	HT	WT	AGE	YR	COLLEGE	(DATE)
51	Keionta Davis	DL	6-4	260	23	R	Tennessee-Chattanooga	(9/2/2017)
76	Andrew Jelks	OL	6-6	307	23	R	Vanderbilt	(9/2/2017)

## RESERVE/NON-FOOTBALL ILLNESS

#	NAME	POS	HT	WT	AGE	YR	COLLEGE	(DATE)
63	Tony Garcia	OL	6-7	302	23	R	Troy	(9/2/2017)



# 2017 POSITIONAL ROSTER

September 26, 2017

DEFENSE (25)								
#	NAME	POS	HT	WT	BORN	YR	COLLEGE	H.S. HOMETOWN
<b>DEFENSIVE LINE (8)</b>								
97	Branch, Alan	DL	6-6	350	12/29/1984	11	Michigan	Rio Rancho, N.M.
90	Brown, Malcom	DL	6-2	320	2/2/1994	3	Texas	Brenham, Texas
70	Butler, Adam	DL	6-5	300	4/12/1994	R	Vanderbilt	Duncanville, Texas
98	Flowers, Trey	DL	6-2	265	8/16/1993	3	Arkansas	Huntsville, Ala.
92	Grissom, Geneo	DL	6-4	265	6/4/1992	3	Oklahoma	Hutchinson, Kan.
93	Guy, Lawrence	DL	6-4	305	3/17/1990	7	Arizona State	Las Vegas, Nev.
55	Marsh, Cassius	DE	6-4	245	7/7/1992	4	UCLA	Westlake Village, Calif.
91	Wise Jr., Deatrich	DL	6-5	271	7/26/1994	R	Arkansas	Carrollton, Texas
<b>LINEBACKER (6)</b>								
59	Flowers, Marquis	LB	6-3	250	2/16/1992	4	Arizona	Phoenix, Ariz.
45	Harris, David	LB	6-2	250	1/21/1984	11	Michigan	Grand Rapids, Mich.
54	Hightower, Dont'a	LB	6-3	265	3/12/1990	6	Alabama	Lewisburg, Tenn.
48	Langi, Harvey	LB	6-2	252	9/24/1992	R	Brigham Young	South Jordan, Utah
52	Roberts, Elandon	LB	6-0	235	4/22/1994	2	Houston	Port Arthur, Texas
53	Van Noy, Kyle	LB	6-3	243	3/26/1991	4	Brigham Young	Reno, Nev.
<b>DEFENSIVE BACK (11)</b>								
29	Bademosi, Johnson	CB	6-0	206	7/23/1990	6	Stanford	Silver Spring, Md.
21	Butler, Malcolm	CB	5-11	190	3/2/1990	4	West Alabama	Vicksburg, Miss.
23	Chung, Patrick	S	5-11	215	8/19/1987	9	Oregon	Rancho Cucamonga, Calif.
43	Ebner, Nate	DB	6-0	220	12/14/1988	6	Ohio State	Dublin, Ohio
24	Gilmore, Stephon	CB	6-1	190	9/19/1990	6	South Carolina	Rock Hill, South Carolina
30	Harmon, Duron	DB	6-1	205	1/24/1991	5	Rutgers	Magnolia, Del.
31	Jones, Jonathan	DB	5-10	190	9/20/1993	2	Auburn	Carrollton, Ga.
36	King, Brandon	DB	6-2	220	6/8/1993	3	Auburn	Alabaster, Ala.
32	McCourt, Devin	DB	5-10	195	8/13/1987	8	Rutgers	Montvale, N.J.
37	Richards, Jordan	DB	5-11	210	1/21/1993	3	Stanford	Folsom, Calif.
25	Rowe, Eric	DB	6-1	205	10/3/1992	3	Utah	Klein, Texas
OFFENSE (25)								
#	NAME	POS	HT	WT	BORN	YR	COLLEGE	H.S. HOMETOWN
<b>OFFENSIVE LINE (9)</b>								
60	Andrews, David	C	6-3	295	7/10/1992	3	Georgia	Johns Creek, Ga.
61	Cannon, Marcus	OL	6-6	335	5/6/1988	7	Texas Christian	Odessa, Texas
74	Croston, Cole	OL	6-5	315	12/25/1993	R	Iowa	Sergeant Bluff, Iowa
71	Fleming, Cameron	OL	6-6	320	9/3/1992	4	Stanford	Houston, Texas
75	Karras, Ted	OL	6-4	305	3/15/1993	2	Illinois	Indianapolis, Ind.
69	Mason, Shaq	OL	6-1	310	8/28/1993	3	Georgia Tech	Columbia, Tenn.
77	Solder, Nate	T	6-8	325	4/12/1988	7	Colorado	Buena Vista, Co.
62	Thuney, Joe	OL	6-5	305	11/18/1992	2	North Carolina State	Centerville, Ohio
68	Waddle, LaAdrian	OL	6-6	315	7/21/1991	5	Texas Tech	Columbus, Texas
<b>QUARTERBACK (2)</b>								
12	Brady, Tom	QB	6-4	225	8/3/1977	18	Michigan	San Mateo, Calif.
10	Garoppolo, Jimmy	QB	6-2	225	11/2/1991	4	Eastern Illinois	Arlington Heights, Ill.
<b>WIDE RECEIVER (5)</b>								
80	Amendola, Danny	WR	5-11	190	11/2/1985	9	Texas Tech	The Woodlands, Texas
14	Cooks, Brandin	WR	5-10	189	9/25/1993	4	Oregon State	Stockton, Calif.
13	Dorsett, Phillip	WR	5-10	185	1/5/1993	3	Miami (Fla.)	Ft. Lauderdale, Fla.
15	Hogan, Chris	WR	6-1	210	10/24/1988	5	Monmouth	Wykoff, N.J.
18	Slater, Matthew	WR	6-0	205	9/9/1985	10	UCLA	Anaheim, Calif.
<b>RUNNING BACK (6)</b>								
38	Bolden, Brandon	RB	5-11	220	1/26/1990	6	Mississippi	Baton Rouge, La.
34	Burkhead, Rex	RB	5-10	210	7/2/1990	5	Nebraska	Plano, Texas
46	Develin, James	FB	6-3	255	7/23/1988	5	Brown	Gilbertsville, Pa.
35	Gillisle, Mike	RB	5-11	219	1/1/1990	5	Florida	DeLand, Fla.
33	Lewis, Dion	RB	5-8	195	9/27/1990	6	Pittsburgh	Blairtown, N.J.
28	White, James	RB	5-10	205	2/3/1992	4	Wisconsin	Ft. Lauderdale, Fla.
<b>TIGHT END (3)</b>								
83	Allen, Dwayne	TE	6-3	265	2/24/1990	6	Clemson	Fayetteville, N.C.
87	Gronkowski, Rob	TE	6-6	265	5/14/1989	8	Arizona	Pittsburgh, Pa.
47	Hollister, Jacob	TE	6-4	239	11/18/1993	R	Wyoming	Bend, Ore.
SPECIALISTS (3)								
#	NAME	POS	HT	WT	BORN	YR	COLLEGE	H.S. HOMETOWN
<b>SPECIALISTS (3)</b>								
6	Allen, Ryan	P	6-2	220	2/28/1990	5	Louisiana Tech	Salem, Ore.
49	Cardona, Joe	LS	6-3	245	4/16/1992	3	Navy	El Cajon, Calif.
3	Gostkowski, Stephen	K	6-1	215	1/28/1984	12	Memphis	Madison, Miss.
RESERVE/INJURED (6)								
#	NAME	POS	HT	WT	BORN	YR	COLLEGE	H.S. HOMETOWN
<b>RESERVE/INJURED (6)</b>								
11	Edelman, Julian	WR	5-10	200	5/22/1986	9	Kent State	Redwood City, Calif.
41	Jones, Cyrus	CB	5-10	200	11/29/1993	2	Alabama	Baltimore, Md.
58	McClellin, Shea	LB	6-3	250	8/1/1989	6	Boise State	Marsing, Idaho
19	Mitchell, Malcolm	WR	6-1	200	7/20/1993	2	Georgia	Valdosta, Ga.
95	Rivers, Derek	DE	6-5	250	5/9/1994	R	Youngstown State	Kinston, N.C.
99	Valentine, Vincent	DT	6-3	320	2/23/1994	2	Nebraska	Edwardsville, Ill.
RESERVE/NON-FOOTBALL INJURY (2)								
#	NAME	POS	HT	WT	BORN	YR	COLLEGE	H.S. HOMETOWN
<b>NON-FOOTBALL INJURY (2)</b>								
51	Davis, Keionta	DL	6-4	260	3/1/1994	R	Tennessee-Chattanooga	Chattanooga, Tenn.
76	Jelks, Andrew	OL	6-6	307	12/6/1993	R	Vanderbilt	Paris, Tenn.
RESERVE/NON-FOOTBALL ILLNESS (1)								
#	NAME	POS	HT	WT	BORN	YR	COLLEGE	H.S. HOMETOWN
<b>NON-FOOTBALL ILLNESS (1)</b>								
63	Garcia, Tony	OL	6-7	302	12/10/1993	R	Troy	Riverdale, Ga.



# HOW THE PATRIOTS WERE BUILT

UPDATED: September 26, 2017

<u>YEAR</u>	<u>DRAFTEES (23)</u>	<u>VETERAN FREE AGENTS (10)</u>	<u>WAIVERS (1) / TRADES (8)</u>	<u>ROOKIE AND FIRST-YEAR FREE AGENTS (11)</u>
2000	Tom Brady (6b)			
2006	Stephen Gostkowski (4b)			
2008	Matthew Slater (5)			
2010	Devin McCourty (1) Rob Gronkowski (2a)			
2011	Nate Solder (1) Marcus Cannon (5a)			
2012	Dont'a Hightower (1b) Nate Ebner (6)			Brandon Bolden (fa) James Develin (fa) (CIN)
2013	Duron Harmon (3b)	Danny Amendola (fa) (DAL)		Ryan Allen (fa)
2014	Jimmy Garoppolo (2) James White (4b) Cameron Fleming (4c)	Alan Branch (2) (ARI) Patrick Chung (2) (NE)		Malcolm Butler (fa)
2015	Malcom Brown (1) Jordan Richards (2) Geneo Grissom (3) Trey Flowers (4a) Shaq Mason (4c) Joe Cardona (5)	Dion Lewis (5) (PHI)	LaAdrian Waddle (fa) CW (DET)	David Andrews (fa) Brandon King (fa)
2016	Joe Thuney (3a) Elandon Roberts (6b) Ted Karras (6c)	Chris Hogan (fa) (SF)	Eric Rowe (2) (tr-PHI) Kyle Van Noy (2) (tr-DET)	Jonathan Jones (fa)
2017	Deatrich Wise, Jr. (4)	Rex Burkhead (6) (CIN) Mike Gillislee (5) (BUF) Stephon Gilmore (1) (BUF) Lawrence Guy (7) (GB) David Harris (2) (NYJ)	Dwayne Allen (3) (tr-IND) Johnson Bademosi (fa) (tr-DET) Brandin Cooks (1) (tr-NO) Phillip Dorsett (1) (tr-IND) Marquis Flowers (6) (tr-CIN) Cassius Marsh (4) (tr-SEA)	Adam Butler (fa) Cole Croston (fa) Jacob Hollister (fa) Harvey Langi (fa)
<b>NOTE:</b> Team in parenthesis is the player's prior team (#) – indicates round drafted (fa) – indicates non-drafted free agents			<b><u>RESERVE/NON-FOOTBALL INJURY</u></b> Keionta Davis (fa) Andrew Jelks (fa)	<b><u>RESERVE/INJURED (6)</u></b> Julian Edelman (7a) Cyrus Jones (2) Malcolm Mitchell (4) Shea McClellin (1) (CHI) Derek Rivers (3a) Vincent Valentine (3c)
			<b><u>RESERVE/NON-FOOTBALL ILLNESS</u></b> Tony Garcia (3b)	





# UNOFFICIAL DEPTH CHART

Unofficial depth chart compiled by Patriots media relations

## OFFENSE

<b>WR:</b>	14 Brandin Cooks	80 Danny Amendola	18 Matthew Slater
<b>LT:</b>	77 Nate Solder	68 LaAdrian Waddle	
<b>LG:</b>	62 Joe Thuney	<u>74 Cole Croston</u>	
<b>C:</b>	60 David Andrews	75 Ted Karras	
<b>RG:</b>	69 Shaq Mason	75 Ted Karras	
<b>RT:</b>	61 Marcus Cannon	71 Cameron Fleming	
<b>TE:</b>	87 Rob Gronkowski	83 Dwayne Allen	<u>47 Jacob Hollister</u>
<b>WR:</b>	15 Chris Hogan	13 Phillip Dorsett	
<b>QB:</b>	12 Tom Brady	10 Jimmy Garoppolo	
<b>RB:</b>	33 Dion Lewis	34 Rex Burkhead	46 James Develin
<b>RB:</b>	28 James White	35 Mike Gillislee	38 Brandon Bolden

## DEFENSE

<b>LE:</b>	93 Lawrence Guy	<u>91 Deatrich Wise, Jr.</u>	
<b>DT:</b>	97 Alan Branch	<u>70 Adam Butler</u>	
<b>DT:</b>	90 Malcom Brown	<u>70 Adam Butler</u>	
<b>RE:</b>	98 Trey Flowers	55 Cassius Marsh	92 Geneo Grissom
<b>LB:</b>	53 Kyle Van Noy	59 Marquis Flowers	
<b>LB:</b>	54 Dont'a Hightower	52 Elandon Roberts	
<b>LB:</b>	45 David Harris	<u>48 Harvey Langi</u>	
<b>RCB:</b>	24 Stephon Gilmore	25 Eric Rowe	29 Johnson Bademosi
<b>LCB:</b>	21 Malcolm Butler	31 Jonathan Jones	
<b>S:</b>	23 Patrick Chung	37 Jordan Richards	43 Nate Ebner
<b>S:</b>	32 Devin McCourty	30 Duron Harmon	36 Brandon King

## SPECIAL TEAMS

<b>K:</b>	3 Stephen Gostkowski		
<b>P:</b>	6 Ryan Allen		
<b>H:</b>	6 Ryan Allen		
<b>PR:</b>	80 Danny Amendola	13 Phillip Dorsett	
<b>KR:</b>	33 Dion Lewis	18 Matthew Slater	80 Danny Amendola
<b>LS:</b>	49 Joe Cardona		

## PRONUNCIATION GUIDE

Danny Amendola	am-men-DOLE-uh	Geneo Grissom	GEE-no
Johnson Bademosi	BAH-da-mo-see	Dont'a Hightower	don-TAY
Joe Cardona	car-DOAN-a	Ted Karras	CARE-us
Phillip Dorsett	door-SET	Harvey Langi	LONG-ee
Marquis Flowers	mar-KEECE	Cassius Marsh	CASH-iss
Mike Gillislee	gil-is-LEE	Joe Thuney	TOO-nee
Stephon Gilmore	steph-AHN	Deatrich Wise, Jr.	DEE-tritch
Stephen Gostkowski	gost-COW-ski		



# 2017 TRANSACTIONS

**UPDATED: September 26, 2017**

## FEBRUARY, 2017

2/7/2017	Barker, Chris	Signed to a future contract
2/7/2017	Bates, Trevor	Signed to a future contract
2/7/2017	Douglas, Jamil	Signed to a future contract
2/7/2017	Farris, Chase	Signed to a future contract
2/7/2017	Gaffney, Tyler	Signed to a future contract
2/7/2017	Hamilton, Woodrow	Signed to a future contract
2/7/2017	Kilgo, Darius	Signed to a future contract
2/7/2017	Lucien, Devin	Signed to a future contract
2/14/2017	Gronkowski, Glenn	Signed to a future contract

## MARCH, 2017

3/3/2017	Vollmer, Sebastian	Released
3/9/2017	Allen, Dwayne	Acquired Via Trade (Indianapolis)
3/10/2017	Gilmore, Stephon	Signed
3/10/2017	Harmon, Duron	Re-signed
3/10/2017	Williams, Michael	Re-signed
3/11/2017	Cooks, Brandin	Acquired Via Trade (New Orleans)
3/11/2017	Ealy, Kony	Acquired Via Trade (Carolina)
3/13/2017	Guy, Lawrence	Signed
3/14/2017	Burkhead, Rex	Signed
3/16/2017	Hightower, Dont'a	Re-signed
3/16/2017	Coleman, Justin	Re-signed
3/20/2017	Gaffney, Tyler	Released

## APRIL, 2017

4/5/2017	Bolden, Brandon	Re-signed
4/10/2017	Branch, Alan	Re-signed
4/10/2017	Fleming, Cameron	Re-signed
4/12/2017	King, Brandon	Re-signed
4/18/2017	Butler, Malcolm	Re-signed
4/18/2017	Lengel, Matt	Re-signed
4/18/2017	Jackson, Tre'	Released
4/24/2017	Gillislee, Mike	Signed
4/28/2017	Rivers, Derek	Drafted
4/28/2017	Garcia, Tony	Drafted
4/29/2017	O'Shaughnessy, James	Acquired Via Trade (Kansas City)
4/29/2017	Wise Jr., Deatrich	Drafted
4/29/2017	McDermott, Conor	Drafted

## MAY, 2017

5/2/2017	Street, Devin	Claimed off Waivers (IND)
5/5/2017	McDermott, Conor	Signed/Draft Choice
5/5/2017	Augusta, Josh	Signed
5/5/2017	Butler, Adam	Signed
5/5/2017	Carr, Austin	Signed
5/5/2017	Croston, Cole	Signed
5/5/2017	Daniels Jr., LeShun	Signed
5/5/2017	Ellis, Brooks	Signed
5/5/2017	Hollister, Cody	Signed
5/5/2017	Hollister, Jacob	Signed
5/5/2017	Jelks, Andrew	Signed
5/5/2017	Jones, David	Signed
5/5/2017	Killings, D.J.	Signed
5/5/2017	King, Jason	Signed
5/5/2017	Langi, Harvey	Signed
5/5/2017	Moore, Kenny II	Signed
5/5/2017	Rich, Max	Signed
5/5/2017	Thomas, Dwayne	Signed
5/5/2017	Thompson, Jason	Signed
5/5/2017	Travis, Damarius	Signed
5/5/2017	Vereen, Corey	Signed
5/12/2017	Williams, Michael	Released
5/17/2017	Housler, Rob	Released
5/18/2017	Cotton, Sam	Signed
5/18/2017	Ferentz, James	Signed
5/18/2017	Wise Jr., Deatrich	Signed/Draft Choice
5/18/2017	Barker, Chris	Released
5/22/2017	White, DeAndrew	Signed
5/24/2017	Street, Devin	Released
5/25/2017	Hawkins, Andrew	Signed

## JUNE, 2017

6/5/2017	Garcia, Tony	Signed/Draft Choice
6/5/2017	Likely, Will	Signed
6/5/2017	Vereen, Corey	Released
6/6/2017	Vereen, Corey	Placed on Reserve/Injured
6/8/2017	Rivers, Derelk	Signed/Draft Choice
6/22/2017	Harris, David	Signed
6/22/2017	White, DeAndrew	Released

## JULY, 2017

7/20/2017	Farris, Chase	Released
7/26/2017	Hawkins, Andrew	Reserve/Retired

## JULY, 2017 (Continued)

7/27/2017	Kidder, Caleb	Signed
7/27/2017	Washington, Tony	Signed
7/30/2017	Ninkovich, Rob	Reserve/Retired
7/30/2017	Maye, K.J.	Signed

## AUGUST, 2017

8/13/2017	Davis, Keionta	Signed
8/13/2017	Thomas, Dwayne	Released
8/26/2017	Ealy, Kony	Released
8/27/2017	Lengel, Matt	Released
8/27/2017	Kidder, Caleb	Released
8/28/2017	Bart, Michael	Signed
8/28/2017	Kuntz, Christian	Signed
8/28/2017	Usher, Nick	Signed
8/29/2017	Flowers, Marquis	Acquired Via Trade (Cincinnati)
8/29/2017	Kuntz, Christian	Released

## SEPTEMBER, 2017

9/1/2017	Coleman, Justin	Traded to Seattle
9/2/2017	Brissett, Jacoby	Traded to Indianapolis
9/2/2017	Dorsett, Phillip	Acquired Via Trade (Indianapolis)
9/2/2017	Bademosi, Johnson	Acquired Via Trade (Detroit)
9/2/2017	Marsh, Cassius	Acquired Via Trade (Seattle)
9/2/2017	Edelman, Julian	Placed Reserve/Injured
9/2/2017	Jones, Cyrus	Placed Reserve/Injured
9/2/2017	Rivers, Derek	Placed Reserve/Injured
9/2/2017	Jelks, Andrew	Placed on Reserve/Non-Football Injury
9/2/2017	Davis, Keionta	Placed on Reserve/Non-Football Injury
9/2/2017	Garcia, Antonio	Placed on Reserve/Non-Football Illness
9/2/2017	Augusta, Josh	Released
9/2/2017	Bart, Michael	Released
9/2/2017	Bates, Trevor	Released
9/2/2017	Bolden, Brandon	Released
9/2/2017	Carr, Austin	Released
9/2/2017	Cotton, Sam	Released
9/2/2017	Daniels, LeShun	Released
9/2/2017	Douglas, Jamil	Released
9/2/2017	Ellis, Brooks	Released
9/2/2017	Ferentz, James	Released
9/2/2017	Foster, D.J.	Released
9/2/2017	Freemy, Jonathan	Released
9/2/2017	Grissom, Geneo	Released
9/2/2017	Gronkowski, Glenn	Released
9/2/2017	Hamilton, Woodrow	Released
9/2/2017	Hollister, Cody	Released
9/2/2017	Jones, David	Released
9/2/2017	Karras, Ted	Released
9/2/2017	Kilgo, Darius	Released
9/2/2017	Killings, D.J.	Released
9/2/2017	King, Jason	Released
9/2/2017	Likely, Will	Released
9/2/2017	Lucien, Devin	Released
9/2/2017	Maye, K.J.	Released
9/2/2017	McDermott, Conor	Released
9/2/2017	Moore, Kenny II	Released
9/2/2017	O'Shaughnessy, James	Released
9/2/2017	Rich, Max	Released
9/2/2017	Thompson, Jason	Released
9/2/2017	Travis, Damarius	Released
9/2/2017	Usher, Nick	Released
9/2/2017	Washington, Tony	Released
9/3/2017	Bates, Trevor	Signed to the practice squad
9/3/2017	Ferentz, James	Signed to the practice squad
9/3/2017	Foster, D.J.	Signed to the practice squad
9/3/2017	Grissom, Geneo	Signed to the practice squad
9/3/2017	Hollister, Cody	Signed to the practice squad
9/3/2017	Jones, David	Signed to the practice squad
9/3/2017	Karras, Ted	Signed to the practice squad
9/3/2017	Kilgo, Darius	Signed to the practice squad
9/3/2017	Travis, Damarius	Signed to the practice squad
9/4/2017	Bolden, Brandon	Signed
9/4/2017	McClellin, Shea	Placed on Reserve/Injured
9/4/2017	Ayers, Demarcus	Signed to the practice squad
9/4/2017	Blackson, Angelo	Signed to the practice squad
9/4/2017	Kilgo, Darius	Released from the practice squad
9/5/2017	Beavers, Willie	Signed to the practice squad
9/5/2017	Bates, Trevor	Released from the practice squad
9/7/2017	Mitchell, Malcolm	Placed on Reserve/Injured
9/7/2017	Karras, Ted	Signed from the practice squad
9/7/2017	Wiltz, Jomal	Signed to the practice squad
9/13/2017	Lewis, Ryan	Signed to the practice squad
9/16/2017	Beavers, Willie	Released from the practice squad
9/19/2017	Nelson, Jr., Robert	Signed to the practice squad
9/20/2017	King, Jason	Signed to the practice squad
9/20/2017	Wiltz, Jomal	Released from the practice squad



# 2017 TRANSACTIONS

---

## SEPTEMBER, 2017 (Continued)

9/22/2017	Grissom, Geneo	Signed from the practice squad
9/22/2017	McCarron, Riley	Signed to the practice squad
9/22/2017	Valentine, Vincent	Placed on Reserve/Injured
9/23/2017	Heinicke, Taylor	Signed to the practice squad
9/23/2017	Ayers, Demarcus	Released from the practice squad
9/25/2017	Wilz, Jomal	Signed to the practice squad
9/25/2017	Nelson Jr., Robert	Released from the practice squad



# PATRIOTS

## vs. Panthers

### SERIES HISTORY



The New England Patriots and the Carolina Panthers will meet for the first time in the regular season since 2013 and for the first time at Gillette Stadium in a regular season game since the 2009 season. The 2009 matchup, a 20-10 Patriots win, was Carolina's only regular season game played between the two teams at Gillette Stadium.

The teams last played in the regular season in 2013 in a competitive Monday Night Football contest on Nov. 18, 2013 when a Tom Brady pass to TE Rob Gronkowski fell incomplete on the last play of the game to give Carolina a 24-20 win at Bank of America.

Carolina holds the edge in the regular season with a 3-2 margin.

The Patriots and Panthers met in Super Bowl XXXVIII on Feb. 2, 2004. The Patriots-Panthers Super Bowl is widely believed to be among the most entertaining Super Bowls ever played, as the Panthers took a fourth-quarter lead only to see the Patriots came up with a game winning field goal to clinch the seesaw battle in the final seconds.

#### REGULAR SEASON - PANTHERS 3, PATRIOTS 2

Date	Result	Score	H/A	Stadium
10/29/95	L	17-20	H	Foxboro Stadium
01/06/02	W	38-6	A	Ericsson Stadium
9/18/05	L	17-27	A	Bank of America Stadium
12/13/09	W	20-10	H	Gillette Stadium
11/18/13	L	20-24	A	Bank of America Stadium

#### POSTSEASON - PATRIOTS 1, PANTHERS 0

Date	Result	Score	H/A	Stadium
02/01/04*	W	32-29	N	Reliant Stadium

\* = Super Bowl XXXVIII in Houston, Texas

### SERIES HISTORY

Overall Record (including playoffs).....	3-3
Record in Foxborough .....	1-1
Record in Charlotte .....	1-2
Record in Houston.....	1-0
Total Points in the Series .....	Patriots 144, Panthers 116
Patriots' Largest Margin of Victory .....	32 points (01/06/02)
Patriots' Largest Margin of Defeat.....	10 points (09/18/05)
Highest Combined Point Total.....	61 points (02/01/04)
Lowest Combined Point Total .....	37 points (10/29/95)
Games Decided by Seven or Fewer Points .....	3
Games Decided by 21 or More Points.....	1
Current Win Streak .....	Panthers, one game

### DID YOU KNOW

The New England Patriots and the Carolina Panthers are two of only three NFL teams that are not named after a specific city or state. The other team is the Tampa Bay Buccaneers.

### LAST REGULAR SEASON MEETING: PANTHERS 24, PATRIOTS 20

November 18, 2013 ★ Bank of America Stadium

	1	2	3	4	Final
New England Patriots	0	3	7	10	— 20
Carolina Panthers	7	3	7	7	— 24

The Carolina Panthers topped the visiting New England Patriots, 24-20, in a Monday Night Football matchup at Bank of America Stadium.

Carolina QB Cam Newton threw his third touchdown of the night with a 25-yard pass to WR Ted Ginn, Jr. with 59 seconds left. Newton drove the Panthers 83 yards on 13 plays for the go ahead touchdown, but the Patriots still had a chance to get the win.

QB Tom Brady moved the Patriots to the Carolina 18-yard line and fired a pass into the end zone on the final play. The pass was intercepted by S Robert Lester, but the officials threw a flag after it appeared that LB Luke Kuechly had interfered with TE Rob Gronkowski by grabbing him with both hands. The officials quickly gathered together and waved off the penalty and the game ended. Faced with a fourth-and-10 from their own 20-yard line with 47 seconds to play, Brady completed a 23-yard pass to Gronkowski to keep the drive alive.

Brady was 29-of-40 for 296 yards and one touchdown, while Newton completed 19 of 28 passes for 209 yards and three touchdowns. He also ran seven times for 62 yards.

Both teams had just seven offensive series, including just one series each in the third quarter. After Carolina built a 10-0 lead, the Patriots answered with a field goal right before the half and then took their second half kick and engineered an 8-play, 70-yard drive that ended when Brady connected with Gronkowski for a 9-yard touchdown pass to tie the game at 10.

Carolina answered with a 13-play, 81-yard drive that ended with a 15-yard touchdown pass from Newton to TE Greg Olsen to take a 17-10 lead. That drive was kept alive when Newton scrambled on a third-and-7 play, breaking numerous tackles to convert on a 14-yard run. Newton completed all seven of his pass attempts on that drive for 77 yards.

The Patriots scored on their next two possessions, with a 1-yard touchdown run by RB Stevan Ridley to tie the game at 17 and a 26-yard field goal by K Stephen Gostkowski that gave the Patriots a 20-17 lead. The scoring drives were sandwiched around a key three-and-out defensive series that included a 7-yard sack by DE Rob Ninkovich, his second of the night.

Newton and the Panthers came right down the field before hitting Ginn on a hitch route. Ginn escaped a few defenders before racing down the sidelines and into the end zone.

The Patriots were two-for-five in the red zone, including the last play of the game. In the second quarter, the Patriots reached the Carolina 13-yard line before a Ridley fumble ended the drive. Then in the fourth quarter, the Patriots reached the Carolina 8-yard line before being forced to settle for a field goal.

The Patriots ended a streak of 36 straight games with at least one take-away, a streak that began in October of 2011.

### TALE OF THE TAPE

2017 Regular Season	New England	Carolina
Record	2-1	2-1
Divisional Standings	1stT	2nd
Total Yards Gained	1,322	830
Total Offense (Rank)	440.7 (1)	276.7 (28)
Rush Offense	100.7 (16)	108.3 (13)
Pass Offense	340.0 (1)	168.3 (30)
Points Per Game	33.0 (2)	15.0 (29)
Total Yards Allowed	1,383	755
Total Defense (Rank)	461.0 (32)	251.7 (1)
Rush Defense	130.3 (26)	89.7 (15)
Pass Defense	330.7 (32)	162.0 (3)
Points Allowed/Game	31.7 (32)	13.3 (2)
Possession Avg.	30:25	34:02
Sacks Allowed/Yards Lost	10/72	10/78
Sacks Made/Yards	6/33	8/52
Total Touchdowns Scored	12	3
Penalties Against/Yards	20/190	12/85
Punts/Avg.	15/41.7	12/44.4
Turnover Differential	+2 (7t)	-3 (26t)



# PATRIOTS

## vs. Panthers

### CONNECTIONS

#### NEW ENGLAND TIES

- ★ Panthers **LB Luke Kuechly** attended Boston College and played in 38 games with 37 starts. He finished his career with an Atlantic Coast Conference (ACC) and school-record 532 tackles, 35½ tackles for loss, 2½ sacks, two forced fumbles, four fumble recoveries, seven interceptions and 10 passes defended.
- ★ Panthers **linebackers coach Al Holcomb** worked as the linebackers coach, assistant track coach and physical education instructor at Maine's Colby College in 1997.
- ★ Panthers **defensive line coach Eric Washington** was commissioned as a Naval Reserve Officer in 1998 and assigned to the Naval Academy Preparatory School in Newport, R.I., where he served as the defensive coordinator of the football team for three years.
- ★ Panthers **assistant defensive backs/safeties coach Richard Rodgers** worked at Holy Cross, first as the secondary coach in 2005 and later as the defensive coordinator from 2006-11.

#### CAROLINA TIES

- ★ Patriots **TE Dwayne Allen** hails from Fayetteville N.C., where he attended Terry Sanford High School. He went on to play at Clemson University in Clemson, S.C., from 2008-11.
- ★ Patriots **CB Stephon Gilmore** grew up in Rock Hill, S.C., and was named "Mr. Football" for the state of South Carolina for helping South Point High School to a perfect 15-0 record and a state title as a senior in 2008. Gilmore continued his education at the University of South Carolina.

#### FORMER PATRIOTS

- ★ Panthers **DT Kyle Love** was signed as an undrafted rookie free agent by New England in 2010 and played for the Patriots until 2012. In 2011, Love appeared in 16 games and made 13 starts while posting 55 tackles, three sacks, five quarterback pressures and one fumble recovery. In 2012, Love played in 16 games with 11 starts for New England and compiled 40 tackles, 1.5 sacks and one quarterback pressure.

#### FORMER NFL TEAMMATES

- ★ Panthers **head coach Ron Rivera** was the defensive quality control coach for the Bears when Patriots running backs coach Ivan Fears coached the receivers at Chicago. Carolina offensive coordinator Mike Shula also coached in Chicago when Fears worked for the Bears.
- ★ Panthers **RB Fozzy Whittaker** was teammates with Patriots RB Dion Lewis at Cleveland in 2013.
- ★ Patriots **RB Dion Lewis** also played with Panthers S Kurt Coleman at Philadelphia in 2011 and 2012.
- ★ Patriots **WR Brandin Cooks** and Panthers **TE Chris Manhertz** played together at New Orleans for a portion of the 2015 and 2016 seasons.
- ★ Panthers **S Mike Adams** played with Patriots **TE Dwayne Allen**, **WR Phillip Dorsett** and **RB Dion Lewis** at Indianapolis. Allen, along with Patriots **DL Lawrence Guy**, also played with Panthers **DE Mario Addison** at the Colts.
- ★ Patriots **CB Stephon Gilmore** and **RB Mike Gillislee** played with Panthers **CB Kevon Seymour** at Buffalo in 2016.
- ★ Patriots **DL Alan Branch** and Panthers **QB Derek Anderson** were teammates for one season (2010) at Arizona.
- ★ Patriots **wide receivers coach Chad O'Shea** and defensive line coach **Brendan Daly** worked with Panthers **assistant defensive backs/nickels coach Jeff Imamura** at Minnesota from 2006-08. Daly returned to the Vikings in 2012-13 and also worked with Panthers **T Matt Kalil** and Panthers **assistant quarterbacks coach Cameron Turner** then.
- ★ Patriots **LB David Harris** played with Panthers **assistant wide receivers coach Jericho Cotchery** at the Jets. Panthers **special teams coordinator Thomas McGaughey** and **wide receivers coach Lance Taylor** were also on staff when Harris was at New York.

#### FORMER NFL TEAMMATES

- ★ Panthers **head coach Ron Rivera** was the defensive quality control coach for the Bears when Patriots running backs coach Ivan Fears coached the receivers at Chicago. Carolina offensive coordinator Mike Shula also coached in Chicago when Fears worked for the Bears.
- ★ Panthers **RB Fozzy Whittaker** was teammates with Patriots **RB Dion Lewis** at Cleveland in 2013.
- ★ Patriots **RB Dion Lewis** also played with Panthers **S Kurt Coleman** at Philadelphia in 2011 and 2012.
- ★ Patriots **WR Brandin Cooks** and Panthers **TE Chris Manhertz** played to-

### CONNECTIONS (CONT'D)

gether at New Orleans for a portion of the 2015 and 2016 seasons.

- ★ Panthers **S Mike Adams** played with Patriots **TE Dwayne Allen**, **WR Phillip Dorsett** and **RB Dion Lewis** at Indianapolis. Allen, along with Patriots **DL Lawrence Guy**, also played with Panthers **DE Mario Addison** at the Colts.
- ★ Patriots **CB Stephon Gilmore** and **RB Mike Gillislee** played with Panthers **CB Kevon Seymour** at Buffalo in 2016.
- ★ Patriots **DL Alan Branch** and Panthers **QB Derek Anderson** were teammates for one season (2010) at Arizona.
- ★ Patriots **wide receivers coach Chad O'Shea** and defensive line coach **Brendan Daly** worked with Panthers **assistant defensive backs/nickels coach Jeff Imamura** at Minnesota from 2006-08. Daly returned to the Vikings in 2012-13 and also worked with Panthers **T Matt Kalil** and Panthers **assistant quarterbacks coach Cameron Turner** then.
- ★ Patriots **LB David Harris** played with Panthers **assistant wide receivers coach Jericho Cotchery** at the Jets. Panthers **special teams coordinator Thomas McGaughey** and **wide receivers coach Lance Taylor** were also on staff when Harris was at New York.

#### FORMER COLLEGE TEAMMATES

- ★ Patriots **S Patrick Chung** played with Panthers **TE Ed Dickson** and **RB Jonathan Stewart** at Oregon.
- ★ Patriots **WR Phillip Dorsett** played with Panthers **QB Brad Kaaya** and Panthers **CB LaDarius Gunter** at the University of Miami. In Dorsett's final season (2014), Kaaya quarterbacked the Hurricanes as a true freshman. Individually, the two led the ACC that year - Kaaya with 26 passing touchdowns and Dorsett with 10 receiving touchdowns. Dorsett also posted a 24.2 yard per catch average that year, which ranked second in the nation.
- ★ Patriots **DB Nate Ebner** played with Panthers **S Kurt Coleman**, **G Andrew Norwell** and **LB Jeremy Cash** at Ohio State.
- ★ Patriots **CB Stephon Gilmore** played one season (2011) with Panthers **WR Damiere Byrd** at South Carolina.
- ★ Patriots **DBs Jonathan Jones** and **Brandon King** played with Panthers **RB Cameron Artis-Payne** at Auburn.
- ★ Panthers **RB Christian McCaffrey** and Patriots **DB Jordan Richards** were teammates at Stanford in 2014. McCaffrey's running backs coach at Stanford was current Panthers **wide receivers coach Lance Taylor**, who was also on staff when Richards played for the Cardinal.
- ★ Panthers **DT Vernon Butler** was a freshman at Louisiana Tech in 2012 when Patriots **P Ryan Allen** was a senior on the team.
- ★ Patriots **OL Marcus Cannon** played with Panthers **S Colin Jones** at TCU from 2008-10.
- ★ Patriots **DB Eric Rowe**, Panthers **DT Star Lotulelei** and Panthers **LB Jared Norris** played together at Utah.
- ★ Patriots **C David Andrews** and Panthers **T John Theus** played in the trenches together at Georgia from 2012-14.
- ★ Patriots **wide receivers coach Chad O'Shea** and Panthers **special teams coordinator Thomas McGaughey** played together at the University of Houston from 1994-95 and were co-captains on the team their senior year. They also coached together for the Cougars in 1997.
- ★ Patriots **TE Rob Gronkowski** played at Arizona when Panthers **head strength and conditioning coach Joe Kenn** directed the sports performance program for the Wildcats.
- ★ Patriots **LB Dont'a Hightower** was a freshman at Alabama when Panthers **wide receivers coach Lance Taylor** was a graduate assistant for the Crimson Tide.
- ★ Patriots **head strength and conditioning coach Moses Cabrera** was an assistant on the strength staff when Panthers **LB Ben Jacobs** played at Fresno State.
- ★ Panthers **C Tyler Larsen** attended Utah State when Patriots **coaching assistant Cole Popovich** was a graduate assistant with the team.
- ★ Patriots **special teams coach Joe Judge** was a member of the coaching staff at Mississippi State when Panthers **DT Kyle Love** played for the Bulldogs.
- ★ Patriots **coaching assistant Cole Popovich** and Panthers **assistant defensive backs/nickels coach Jeff Imamura** worked together at Minot State in 2014.

#### ADDITIONAL CONNECTION

- ★ Patriots **head coach Bill Belichick's father, Steve Belichick**, was an assistant coach at the United States Naval Academy for 34 years from 1956-89. Panthers **running game coordinator John Matsko** was also an assistant coach at Navy and worked alongside the elder Belichick in 1985.





# PATRIOTS

## Last Game

### PATRIOTS 36, TEXANS 33

September 24, 2017 ★ Gillette Stadium

	1	2	3	4	Final
Houston Texans	10	10	7	6	— 33
New England Patriots	7	14	7	8	— 36

Wide receiver Brandin Cooks caught a 25-yard toe-tapping touchdown with 23 seconds to play and then added a two-point play to give the Patriots a 36-33 come-from-behind victory over the visiting Houston Texans.

The New England defense stopped Houston on a third-and-1 play when they tried to run the ball up the middle from the New England 18-yard line with 2:34 left, forcing the Texans to settle for a field goal that gave them a 33-28 lead with 2:28 to play.

QB Tom Brady, who finished 25-of-35 for 378 yards and five touchdowns, led the Patriots on the game winning drive that began at the 25-yard line. Brady completed two big third downs to keep the drive alive. Faced with a third-and-12, he connected on a 15-yard pass to TE Rob Gronkowski and then when faced with a third-and-18 from his own 48-yard line, connected with WR Danny Amendola to the Houston 25-yard line. On the next play, Brady went deep to Cooks for the game winner.

Cooks finished the game with five receptions for 131 yards and two touchdowns. He also caught two 40-yard passes, including a 42-yard touchdown pass in the third quarter.

The Patriots defense struggled against rookie QB Deshaun Watson, who rushed for 41 yards and passed for 301 yards with two touchdowns. Despite the struggles, the Patriots defense was able to hold Houston to field goals on drives to the New England 13 and 18-yard line in the fourth quarter.

New England opened the game with a seven-play, 51-yard drive that ended with a 5-yard touchdown pass from Brady to Gronkowski for a 7-0 lead. The Patriots were set up with good field position following a 33-yard punt return by Amendola to midfield. Houston responded with a field goal drive and later in the first quarter took just two plays to take a 10-7 lead. After starting a drive at midfield, Watson connected on a 15-yard pass followed by a 29-yard touchdown strike to take the lead.

The two teams exchanged leads in the second quarter. CB Stephon Gilmore intercepted Watson and returned the pick 39 yards to the Houston 12-yard line. That helped get in position for a 7-yard touchdown pass from Brady to WR Chris Hogan to make it 14-10.

However, Houston scored on the game's next two possessions with a field goal and then a strip sack that resulted in a 22-yard touchdown by LB Jadeveon Clowney for a 20-14 Houston lead.

Brady threw deep to Hogan on a 47-yard touchdown pass on the next series to give the Patriots a 21-20 lead at halftime.

The Patriots opened the second half with a 42-yard touchdown pass from Brady to Cooks to extend their lead to 28-20. Houston scored 13 straight points to take a 33-28 lead in the fourth quarter before the Patriots comeback effort.



### PATRIOTS HOME DOMINANCE

Since Gillette Stadium opened in 2002, the Patriots own the NFL's best record at home overall. The Patriots own an overall record of 102-20 (.836) at home in regular season games and a 118-23 (.837) record including playoffs. The Patriots are an NFL-best 162-47 at home since 1994 when Robert Kraft purchased the team.

#### BEST HOME RECORDS SINCE 2002 (INCLUDING PLAYOFFS)

Team	W	L	T	Pct.
New England	118	23	0	.837
Seattle	96	36	0	.727
Indianapolis	95	38	0	.714
Pittsburgh	94	36	1	.721

### PATS BREAK HOUSTON D STREAK

The Patriots ended Houston's streak of 31 straight games (including the postseason) without allowing a 300-yard passer after throwing for 337 yards against the Texans. It was the first against Houston since the Jaguars had 331 yards at Jacksonville on Oct. 18, 2015.



### BRADY APPROACHES WINS RECORD

While Brady is the all-time overall NFL leader with 210 career wins as a starting quarterback, Brady is one of three NFL quarterbacks with at least 180 regular season career wins, earning his 185th win against Houston. He is two regular season wins from tying Brett Favre and Peyton Manning and three wins away from becoming the all-time leader.

#### (REGULAR SEASON ONLY)

RK	NAME	W	L	T	PCT.
1t.	Brett Favre	186	112	0	.624
1t.	Peyton Manning	186	79	0	.702
3.	<b>Tom Brady</b>	<b>185</b>	<b>53</b>	<b>0</b>	<b>.777</b>
4.	John Elway	148	82	0	.643

### BRADY NEARING MARK FOR WINS OVERALL

Tom Brady has the most wins by an NFL quarterback with 210 overall career wins. His 210 wins are tied with Gary Anderson for the fourth most among all players.

#### MOST WINS BY AN NFL PLAYER (INCLUDING POSTSEASON GAMES)

Player	Wins
Adam Vinatieri	221
George Blanda	218
Jerry Rice	211
<b>Tom Brady</b>	<b>210</b>
Gary Anderson	210
Peyton Manning	201
Brett Favre	201
Morten Andersen	194

### 4-PLUS TDS

Tom Brady threw for five touchdowns in a game for the 27th time in team history, the third-most four-touchdown games in NFL history. He set an NFL record with his 22nd game with four or more touchdowns and no interceptions. It is Brady's sixth game with five or more touchdowns, tied with Dan Marino for the third-most all-time. Drew Brees has 10 games and Peyton Manning has nine such games. It is his sixth game with five or more touchdowns and no interceptions, second to Drew Brees (7).

#### MOST GAMES WITH 4+ TOUCHDOWN PASSES

Player	4+ TD Games
Peyton Manning	35
Drew Brees	31
<b>Tom Brady</b>	<b>27</b>
Brett Favre	23

#### MOST GAMES WITH 4+ TOUCHDOWN PASSES AND NO INTERCEPTIONS

Player	4+ TD Games
<b>Tom Brady</b>	<b>22</b>
Drew Brees	21
Peyton Manning	18

### 67 DIFFERENT TARGETS

Tom Brady connected with WR Brandin Cooks on a 42-yard touchdown pass in the third quarter. Brady has thrown a touchdown pass to 67 different players.

#### MOST TOUCHDOWN TARGETS BY AN NFL QUARTERBACK

QUARTERBACK	TD TARGETS
Vinny Testaverde	70
<b>Tom Brady</b>	<b>67</b>
Steve DeBerg	62
Brett Favre	61



# PATRIOTS

## Last Game

### BRADY FOLLOWS 400 WITH 300

Tom Brady followed a 447-yard effort the week before at New Orleans with a 378-yard effort against Houston. He has now followed a 400-yard game with a 300-yard game six times. [2002, 2011, 2013, 2015 and 2016].

### 825 YARDS IN LAST 2 GAMES

Brady had 447 yards at New Orleans and 378 yards against Houston for 825 yards in the last two weeks. It is the second-most yards in team history in a two-week span. Brady had 940 yards [517 and 423] to start the 2011 season with 517 at Miami on Sept. 12, 2011, followed by 423 yards vs. San Diego on Sept. 18 2011. Brady's 940 yards ranks second all-time in consecutive games to Phil Simms, who holds the record with 945 yards [432 yards and 513 yards].

### SIX STRAIGHT WITH PICKS

Tom Brady had his sixth straight game with no interceptions. He now has a streak of 215 straight pass attempts without an interception.

#### BRADY'S MOST CONSECUTIVE STARTS WITHOUT AN INT.

11 Tom Brady [10/24/10-01/02/11]

6 Tom Brady [12/18/16-present]

#### BRADY CONSECUTIVE PASSES WITHOUT AN INTERCEPTION

358\* (NFL Record)

215

201

196

190

183

### COOKS HAS A DAY

WR Brandin Cooks had his first 100-yard game as a member of the Patriots, finishing with five receptions for 131 yards and two touchdowns. It is his eighth career 100-yard game.

#### WR BRANDIN COOKS SCORES FIRST PATS TD ON A 42-YARD TD; SCORES GAME-WINNER ON A 25-YARDER

WR Brandin Cooks scored his first touchdown with the Patriots on a 42-yard reception in the third quarter. Cooks scored the game-winning touchdown on a 25-yarder from Tom Brady with 29 seconds to play. It marked his fifth career two-touchdown game.

#### COOKS HAS TWO 40-YARD PASSES

Cooks finished with two 40-yard receptions. He had a 44-yard reception in the first quarter to set up the Patriots first touchdown and then caught a 42-yard touchdown in the third quarter. Cooks now has three receptions of over 40 yards. He caught a 54-yard pass in the season-opener vs. Kansas City in the third quarter.

### BRADY TO GRONK ON REPEAT

TE Rob Gronkowski and QB Tom Brady connected for a five-yard touchdown in the first quarter for the 69th time the two of connected for a touchdown, second among connections between a quarterback and a tight end and the 6th most all-time.

### FASTEST TE TO 70 TDS

Rob Gronkowski scored his 70th career touchdown reception on a five-yard pass from QB Tom Brady in the first quarter and became the fastest tight end to reach 70 career touchdown receptions, doing so in his 91st career game.

#### FEWEST GAMES TO REACH 70 TD RECEPTIONS AMONG ALL NFL TIGHT ENDS

Rob Gronkowski 91

Antonio Gates 122

Tony Gonzalez 183

#### FEWEST GAMES TO REACH 70 TD RECEPTIONS OVERALL

Lance Alworth 80

Jerry Rice 81

Don Hutson 85

Randy Moss 89

Rob Gronkowski 91

Marvin Harrison 102

#### GRONK JOINS ELITE GROUP TO REACH 70 TD RECEPTIONS IN FIRST 100 GAMES

Gronkowski joins and elite group that reached 70 touchdown receptions in their first 100 games.

#### PLAYER RECEIVING TOUCHDOWNS THROUGH 100 GAMES

Jerry Rice 87

Don Hutson 86

Randy Moss 84

Lance Alworth 78

Rob Gronkowski (91 games) 70

Dez Bryant 68

#### GRONK CLOSE TO HAVING MOST RECEIVING YARDS FROM BRADY

Rob Gronkowski has 6,258 receiving yards from Tom Brady and needs 43 more yards to move past Wes Welker (6,300) for the most receiving yards from Brady.

Wes Welker 6,300

Rob Gronkowski 6,258

### HOGAN HAS A RECORD DAY

WR Chris Hogan scored on a seven-yard touchdown and a 47-yarder in the second quarter for his first career two-touchdown game in the regular season. He has his first ever two-touchdown game in the 2016 AFC Championship Game vs. Pittsburgh on Jan. 22, 2017.

### AMENDOLA RETURN GAME IS STRONG

WR Danny Amendola returned to action after missing the second game of the season and had a 33-yard punt return to help set up the Patriots first touchdown. It marks his 10th career punt return of 30 or more yards and his third punt return of 30 or more yards as a member of the Patriots.

### GILMORE'S 1ST PICK AS A PAT

CB Stephon Gilmore has his first interception as a member of the Patriots in the second quarter that he returned to the Houston 12-yard line to set up a Patriots touchdown.

### HARMON SECURES THE WIN

S Duron Harmon picked off Houston QB Deshaun Watson in the end zone as time expired to secure the in. It is the third time that he has picked off a pass in the end zone to secure a win. He picked off Miami QB Ryan Tannehill in the end zone with nine seconds to play to secure the Patriots 31-24 win on Sept. 18, 2016, and Harmon intercepted a Joe Flacco pass in the end zone with 1:39 left to preserve the Patriots 35-31 lead in an AFC Divisional win vs. Baltimore on Jan. 10, 2015.

### TWO SCORE 2 TDS

The Patriots had two players finish with two touchdowns with WR Chris Hogan and WR Brandin Cooks each scoring on two passes. It is the first time the Patriots have had two players finish with two touchdowns since Oct. 28, 2012 when TE Rob Gronkowski and WR Wes Welker each had two touchdown receptions.

#### GAMES UNDER TOM BRADY WHERE THE PATRIOTS HAD TWO PLAYERS WITH AT LEAST TWO TOUCHDOWN RECEPTIONS

##### GAME PLAYERS WITH AT LEAST TWO TOUCHDOWN RECEPTIONS

Sept. 24, 2017 vs. Houston Brandin Cooks (2) and Chris Hogan (2)

Oct. 28, 2012 at St. Louis Rob Gronkowski (2) and Brandon Lloyd (2)

Sept. 25, 2011 at Buffalo Rob Gronkowski (2) and Wes Welker (2)

Nov. 25, 2010 at Detroit Deion Branch (2) and Wes Welker (2)

Oct. 18, 2009 vs. Tennessee Randy Moss (3) and Wes Welker (2)

Oct. 21, 2007 at Miami Randy Moss (2) and Wes Welker (2)

### LINEUP NOTES

#### LAADRIAN WADDLE MAKES FIRST START FOR PATRIOTS

LaAdrian Waddle made his first start as a member of the Patriots when he started at right tackle in place of Marcus Cannon, who was inactive due to an injury. It was his 25th NFL start at right tackle. He started eight games at right tackle in 2013, 10 in 2014 and six in 2015, all while with the Detroit Lions.

#### CAMERON FLEMING STARTS AT LEFT TACKLE FOR MARCUS CANNON

Cameron Fleming started at left tackle in place with Nate Solder moving to the tackle-eligible tight end spot. It marked his 15th NFL start and his third at left tackle. He started at left tackle at Miami [1/3/16] and at Arizona [9/11/16].

#### GENEO GRISSOM MAKES 2017 DEBUT

DL Geneo Grissom made his 2017 debut after being signed from the practice squad to the 53-man roster on the Friday before the game.

#### CASSIUS MARSH MAKES FIRST STARTS WITH THE PATRIOTS

DE Cassius Marsh made his second NFL start and his first as a member of the Patriots. He recorded his first sack on a 7-yard drop in the third quarter.

#### S NATE EBNER MAKES 2017 DEBUT

S Nate Ebner made his 2017 season debut after missing the first two games due to injury. He had a solo tackle and an assist on special teams.

#### LB MARQUIS FLOWERS SEES FIRST ACTION ON DEFENSE

LB Marquis Flowers, who was acquired on Aug. 29 in a trade with Cincinnati, saw his first action on defense against Houston.



# WHAT TO WATCH FOR

## 2017

### PATRIOTS

\*The Patriots are tied with Dallas and San Francisco with five Super Bowl wins and need one more Super Bowl win to tie the Pittsburgh Steelers (6) for the most Super Bowl wins in NFL history.

\*The Patriots have played in the most Super Bowls in NFL history with nine.

\*The Patriots set an NFL record with eight straight division titles (2009-16) and look to add to that number in 2017.

\*The Patriots set an NFL record by reaching six straight conference title games (2011-16) and look to add to that total in 2017.

\*The Patriots are tied with the Dallas Cowboys (1991-96 – 12 wins) for the most consecutive seasons with at least one playoff win (2011-16 – 11 wins) with six straight and look to set the NFL record with a playoff win in 2017.

\*The Patriots have had a winning record for 16 straight seasons (2001-16), tied with San Francisco and Dallas for the most consecutive winning seasons since the 1970 merger and need to have a winning record in 2017 to have the most consecutive winning seasons since the 1970 merger.

\*The Patriots have made the playoffs for eight straight seasons (2009-16), tied with Green Bay (2009-16), Pittsburgh (1972-79), Los Angeles Rams (1973-80), Dallas (1966-73) and San Francisco (1983-90), and if they make the playoffs in 2017 they will tie Dallas (1975-83) and Indianapolis (2002-10) for the most in NFL history.

### PATRIOTS 2017 CAPTAINS

The Patriots 2017 team captains were elected by their teammates.

#### OFFENSE

★ C David Andrews, QB Tom Brady and TE Rob Gronkowski,

#### DEFENSE

★ DB Duron Harmon, LB Dont'a Hightower and DB Devin McCourty,

#### SPECIAL TEAMS

★ Matthew Slater

Brady was chosen as a captain for the 16th straight season. McCourty and Slater are captains for the seventh time. Gronkowski and Hightower were named captains for the second time, while Andrews and Harmon were elected captains for the first time.

### BILL BELICHICK

\*Belichick has an NFL-best five Super Bowl championships as a head coach. If he wins one more championship he will join George Halas and Curly Lambeau as the only NFL coaches with six championships since the league began postseason play in 1933.

\*Belichick is tied with Tom Landry and Don Shula for the most postseason games as a head coach with 36 and needs to coach in one more postseason game to set the NFL record.

\*Belichick set a postseason mark by leading his team to advancement in the playoffs for six straight seasons (2011-16) and looks to add to that mark in 2017.

\*Belichick is in fourth place with 265 career victories overall and needs six victories to move past Tom Landry (270) into third place all-time, behind Don Shula (347) and George Halas (324).

\*Belichick will look to win back-to-back championships for a second time in his career (2003-04) – a feat so rare it's been achieved by only two other coaches in history. Chuck Noll did it with the Pittsburgh Steelers in the 1970s (1974-75, 1978-79), and Vince Lombardi did it with the Green Bay Packers in the 1960s (1961-62, 1966-67).

Belichick (16 straight winning seasons) has the second-most consecutive winning seasons all time, trailing only Tom Landry with 20.

### TOM BRADY

\*If Brady reaches 30 or more touchdowns passes in 2017, he will become just the fourth player in NFL history with 30 or more touchdown passes in seven seasons, joining Brett Favre (9), Peyton Manning (9) and Drew Brees (9).

\*Brady is tied with Peyton Manning, Drew Brees and Aaron Rodgers with four seasons with 35 or more touchdowns and needs to reach 35 touchdowns in 2017 for his fifth season with 35 or more touchdowns, for the most in NFL history.

\*Brady has passed for 4,000 yards eight times in his career and if he reaches 4,000 yards in 2017, he will be the third player to reach nine seasons with 4,000 yards, joining Peyton Manning (14) and Drew Brees (11).

\*Brady led the NFL with 36 touchdowns passes in 2015, his fourth time leading the NFL in passing touchdowns. He tied Drew Brees, Len Dawson, Brett Favre, Peyton Manning, Johnny Unitas and Steve Young for most seasons leading the NFL in touchdown passes.

\*Brady has 185 regular season wins and needs two more wins to move past Peyton Manning (186) and Brett Favre (186) for the most regular season wins in NFL history by an NFL starting quarterback.

\*Brady has led the Patriots to eleven 12-win seasons, tied with Peyton Manning for the most 12-win seasons in NFL history and needs to lead the Patriots to a 12-win season in 2017 to set the NFL record.

\*Tom Brady has 28 Player of the Week awards after winning the award in Week 2 of the 2017 season and moved past Peyton Manning (27) for the most Player of the Week honors.

\*Brady is tied with Joe Montana with nine games in the postseason with three or more touchdown passes and needs one more to set the NFL record.

\*Brady moved past Peyton Manning (51) in the win at New Orleans (9/17) and now has an NFL record of 53 career games with three touchdown passes and no interceptions.

\*The 2017 season is Brady's 18th season with the Patriots, the most seasons with one team by any NFL quarterback. He had been tied with John Brodie (San Francisco) and Dan Marino (Miami) with 17 seasons.

\*Brady has started 238 regular season games at quarterback. With three more starts in 2017 he will move into third all-time for most regular-season starts by a quarterback behind only Brett Favre (298) and Peyton Manning (265). He needs two starts to pass Fran Tarkenton (239) and three to pass Dan Marino (240).

\*Brady has played in 240 NFL regular season games, which is seventh all-time among NFL quarterbacks. If he plays in all 16 games in 2017 he will move into fifth place all-time with 253 games played among NFL quarterbacks, behind George Blanda (340), Brett Favre (302), Peyton Manning (266) and Earl Morrall (255).

\*Brady (12) needs one more Pro Bowl berth to join Tony Gonzalez (14), Peyton Manning (14), Bruce Matthews (14), Ray Lewis (13), Jerry Rice (13) and Reggie White (13) as the only NFL players with at least 13 Pro Bowl berths.



# WHAT TO WATCH FOR

## 2017

### STEPHEN GOSTKOWSKI

\*If Stephen Gostkowski leads the league in scoring in 2017, he will set the NFL mark for most seasons leading the league in scoring with six, moving past Don Hutson (5) and Gino Cappelletti (5). Gostkowski has led the NFL in scoring in 2008, 2012-15.

\*In 2015, Gostkowski became the first NFL player with four seasons of 150 or more points and can add to that in 2017.

\*Gostkowski (4) needs one more 30-field goal season to tie David Akers (5) and John Carney (5) for the most in NFL history with five seasons of 30 or more field goals.

\*Gostkowski has led the NFL in field goals three times (2008, 2013 and 2014) and if he leads the NFL in field goals in 2017, he will join Lou Groza (5), Jack Monders (4), Ward Cuff (4) and Mark Moseley (4) as the only NFL players to lead the NFL in field goals in at least four seasons.

\*Gostkowski (1,482) is 21st in NFL history in total points scored and needs 38 points to reach the top 20.

\*Gostkowski (160) is third all-time in postseason points, behind Adam Vinatieri (234) and David Akers (175) and will look to add to those numbers in 2017.

### MATTHEW SLATER

\*Matthew Slater has earned six Pro Bowls (2011-16) as a special teams player and needs one more special teams Pro Bowl invitations to match Steve Tasker (1987, 1990-95) for the most special teams Pro Bowl honors in NFL history.

### ROB GRONKOWSKI

\*Gronkowski (3) needs one more 1,000-yard season to join Tony Gonzalez and Jason Witten for the most 1,000-yard seasons by an NFL tight end with four.

\*Gronkowski has an NFL-leading five seasons with 10 or more touchdowns by a tight end and can add to his record in 2017.

\*Gronkowski has twenty-four 100 yard games, tied with Kellen Winslow for second place in NFL history among tight ends behind Tony Gonzalez (31). His twenty-four 100 yard games are third in Patriots history, behind the 38 by Stanley Morgan and the 28 by Wes Welker.

\*Gronkowski and Tom Brady have connected on 69 touchdown passes, second among all quarterback and tight end combinations to the 85 by Philip Rivers and Antonio Gates. The Brady to Gronkowski connection is sixth all-time.

\*Gronkowski has 6,333 receiving yards, 13th all-time among NFL tight ends and needs 237 yards to move into the top 10 among all tight ends in NFL history.

\*Gronkowski has 6,333 receiving yards and is fourth in Patriots history and needs 34 yards to move past Troy Brown (6,366) into third all-time.

\*Gronkowski is third all-time among NFL tight ends with 70 receiving touchdowns, behind the 112 by Antonio Gates and the 111 by Tony Gonzalez.

\*Gronkowski enters the 2017 season first among all NFL tight ends with nine postseason touchdowns. Dave Casper and Vernon Davis are second with seven.

\*Gronkowski is tied with Dallas Clark with three postseason 100-yard games and needs one more to tie Vernon Davis and Keith Jackson for the most 100-yard games by a tight end in postseason history with four.

\*Gronkowski (3) needs one more 100-yard game in the postseason to tie Deion Branch and Julian Edelman for the most in New England postseason history with four.

\*Gronkowski enters the 2017 season fourth all-time among NFL tight ends with 754 postseason receiving yards, behind Dallas Clark (847), Keith Jackson (834) and Shannon Sharpe (814).

\*Gronkowski enters the 2017 season fifth all-time among NFL tight ends with 52 postseason receptions, behind Dallas Clark (64), Jay Novacek (62), Shannon Sharpe (62) and Brent Jones (60).

# INDIVIDUAL & TEAM NOTES







# ROBERT KRAFT

## News & Notes

Since Robert Kraft purchased the team in 1994, the Patriots have experienced one of the most dramatic turnarounds in the history of sports. Now in his 24th season of ownership, Kraft has transformed one of the league's least successful clubs into what observers view as a model NFL franchise. In the five seasons immediately preceding his purchase (1989-93), the Patriots were a moribund team, winning just 19 of 80 games (.238 pct.) and logging the worst record in the NFL over that span. When he bought the franchise on Jan. 21, 1994, Kraft announced his intention to bring a championship to New England, a tall order considering the team's previous success rate. But under Kraft's leadership, the Patriots have won more division titles (16), conference crowns (8) and Super Bowl championships (5) than any other NFL team. Super Bowl LI was the eighth Super Bowl appearance since Kraft purchased the team, a period during which no other team has earned more than four berths. In Kraft's 23 seasons, the Patriots have qualified for the playoffs 18 times, more than doubling the franchise's accomplishments during its first 34 seasons. In 2016, Kraft earned his 20th winning season in 23 years of owning the franchise.



	<b>Pre-Kraft 1960-93</b>	<b>Pre-Kraft 1989-93</b>	<b>Kraft Era 1994-16</b>
Overall Record	225-276-9	19-61	285-127
Winning Pct.	.450	.238	.692
Super Bowl Titles	0	0	5
Conference Titles	1	0	8
Division Titles	3	0	16
Playoff Seasons	6	0	18
Playoff Record	4-6	-	28-13
Home Playoff Games	1	0	23
Home Playoff Record	0-1	-	20-3

## A CHAMPIONSHIP TRADITION

### MULTIPLE LEAGUE CHAMPIONSHIPS SINCE 2001

TEAM	LEAGUE	TITLES
New England Patriots	NFL	5
Los Angeles Galaxy	MLS	5
Los Angeles Lakers	NBA	4
San Antonio Spurs	NBA	4
Boston Red Sox	MLB	3
San Francisco Giants	MLB	3

### HIGHEST WINNING PERCENTAGE IN MAJOR PROFESSIONAL SPORTS SINCE 1994 (Regular Season)

TEAM	LEAGUE	PCT
New England Patriots	NFL	.693
San Antonio Spurs	NBA	.693
Detroit Red Wings	NHL	.645
Green Bay Packers	NFL	.643
Pittsburgh Steelers	NFL	.632
Denver Broncos	NFL	.609

## 255 GAME SELLOUT STREAK

In the early 1990's, the Patriots seemed destined for relocation until Robert Kraft's purchase of the team rejuvenated local interest. In 1991, the season ticket base was just 17,635, barely enough to support the club. Now, the season tickets are capped and more than 50,000 fans are on a season ticket waiting list. The Patriots have sold out 255 consecutive home games, including playoff and preseason games (dating back to the 1994 season opener).

## SINCE ROBERT KRAFT PURCHASED THE TEAM IN 1994

### TOTAL VICTORIES SINCE 1994 (Regular Season)

New England Patriots	257
Green Bay Packers	238
Pittsburgh Steelers	234
Denver Broncos	226
Indianapolis Colts	222

### TOTAL VICTORIES SINCE 1994 (Incl. Postseason)

New England Patriots	285
Green Bay Packers	258
Pittsburgh Steelers	254
Denver Broncos	240
Indianapolis Colts	236
Philadelphia Eagles	213
Seattle Seahawks	212

### MOST HOME VICTORIES SINCE 1994 (Incl. Postseason)

New England Patriots	162
Green Bay Packers	153
Pittsburgh Steelers	145
Denver Broncos	141
Indianapolis Colts	132
Seattle Seahawks	132

### WINNING PERCENTAGE SINCE 1994 (Incl. Postseason)

TEAM	W	L	T	PCT.
New England Patriots	285	127	0	.692
Green Bay Packers	258	148	1	.635
Pittsburgh Steelers	254	149	1	.630
Denver Broncos	240	154	0	.609
Indianapolis Colts	236	164	0	.590
Baltimore Ravens	198	163	1	.548

### SUPER BOWL CHAMPIONSHIPS SINCE 1994

New England Patriots	5
Denver Broncos	3
Baltimore Ravens	2
Green Bay Packers	2
Pittsburgh Steelers	2
N.Y. Giants	2

### CONFERENCE CHAMPIONSHIPS SINCE 1994

New England Patriots	8
Pittsburgh Steelers	4
Denver Broncos	4
Green Bay Packers	3
N.Y. Giants	3
Seattle Seahawks	3

### DIVISION CHAMPIONSHIPS SINCE 1994

New England Patriots	16
Green Bay Packers	12
Pittsburgh Steelers	12
Indianapolis Colts	10

### PLAYOFF VICTORIES SINCE 1994

New England Patriots	28
Pittsburgh Steelers	20
Green Bay Packers	20
Baltimore Ravens	15
Denver Broncos	14
Indianapolis Colts	14
Seattle Seahawks	13
San Francisco 49ers	12

### PLAYOFF GAMES PLAYED SINCE 1994

New England Patriots	41
Green Bay Packers	36
Pittsburgh Steelers	33
Indianapolis Colts	29
Seattle Seahawks	24
Philadelphia Eagles	23
Baltimore Ravens	23
Denver Broncos	23
San Francisco 49ers	21

### PLAYOFF SEASONS SINCE 1994

New England Patriots	18
Green Bay Packers	18
Indianapolis Colts	16
Pittsburgh Steelers	15
Philadelphia Eagles	12
Denver Broncos	12
Seattle Seahawks	12

### PLAYOFF WINNING PERCENTAGE SINCE 1994

TEAM	W	L	PCT.
New England Patriots	28	13	.683
Baltimore Ravens	15	8	.652
Denver Broncos	14	9	.609
Pittsburgh Steelers	20	13	.606
St. Louis Rams	6	4	.600
N.Y. Giants	10	7	.588
New Orleans Saints	7	5	.583



# ROBERT KRAFT

## Chairman & CEO

### ESTABLISHING A WINNING TRADITION

Kraft's winning percentage with the Patriots (.692) since taking over the team in 1994 is the highest among all owners/ownership groups with at least 200 wins (regular and postseason) with one team. He is just one of five owners with at least 200 wins and a winning percentage over .600.

OWNER	TEAM	YEARS	WINNING PCT.
<b>Robert Kraft</b>	<b>Patriots</b>	<b>1994-present</b>	<b>.692</b>
Eddie DeBartalo, Jr.	49ers	1977-1999	.636
Clint Murchison, Jr.	Cowboys	1960-1983	.634
Pat Bowlen	Denver	1984-present	.610
Joe Robbie	Dolphins	1966-1989	.609

### ALL-TIME POSTSEASON WINS BY AN OWNER

Robert Kraft has 28 career postseason wins, which are the third-most in NFL history.

WINS	OWNERSHIP
36	The Rooney Family, Pittsburgh (1933-present)
34	Green Bay Packers (1919-present)
<b>28</b>	<b>Robert Kraft, New England (1994-present)</b>
24	the Mara Family, N.Y. Giants (1925-present)
22	Eddie DeBartalo, Jr., San Francisco (1977-1999)
21	Al Davis, Oakland/Los Angeles (1972-2011)
21	Bowlen Family, Denver (1984-present)

### MOST CONFERENCE CHAMPIONSHIPS

The 2016 AFC Championship is the eighth conference championship for Robert Kraft as Patriots owner, more than any other owner in NFL history in the Super Bowl Era (since 1966).

#### MOST CONFERENCE CHAMPIONSHIPS BY AN OWNER IN SUPER BOWL ERA

Owner	Team(s)	Super Bowl Appearances
<b>Robert Kraft</b>	<b>New England</b>	<b>8</b>
Pat Bowlen	Denver	7
Jack Kent Cooke	Washington	5
Al Davis	Oakland/L.A. Raiders	5
Eddie DeBartolo	San Francisco	5
Clint Murchison	Dallas	5
Packers Stockholders	Green Bay	5
Joe Robbie	Miami	5

### A MODEL OF CONSISTENCY

With Bill Belichick in his 18th season as head coach, the Patriots have had just three head coaches since 1994, the fewest number by far of any AFC East team.

AFC EAST TEAM	HEAD COACHES SINCE 1994
<b>New England</b>	<b>3</b>
N.Y. Jets	8
Buffalo	10
Miami	11

### COACHING CONSISTENCY

Since Kraft took ownership of the team in 1994, the Patriots have had just three head coaches - Bill Parcells (1994-1996), Pete Carroll (1997-1999) and current head coach Bill Belichick (2000-present). The only team with fewer head coaches since 1994 is the Pittsburgh Steelers, who have had two - Bill Cowher (1992-2006) and Mike Tomlin (2007-present).

TEAM	HEAD COACHES SINCE 1994
Pittsburgh	2
<b>New England</b>	<b>3</b>
Baltimore Ravens*	3
* Since 1996	

NFL Average of new head coaches per team since 1994	Patriots
6.4	3

### TWO DECADES OF WINNING

Robert Kraft has earned 20 winning seasons in 23 years of owning the New England Patriots.

### MILESTONE WIN FOR KRAFT

The victory over the New York Jets (12/21/14) was the 250th win under Robert Kraft. His 250 wins in his first 368 total games tied Chicago's George Halas for the fastest an owner has reached 250 victories.

### CONTINUITY BREEDS SUCCESS

New England is the first team in NFL history to win five Super Bowls with the same owner (Robert Kraft), head coach (Bill Belichick) and quarterback (Tom Brady).

### KRAFT PRODUCES MORE WINS THAN EVERY OTHER PATRIOTS OWNER COMBINED

The Patriots have 285 wins overall under Robert Kraft. He has produced more victories than every other Patriots owner combined. Under Kraft, the Patriots are 285-127 overall since he purchased the team in 1994. Kraft's predecessors in the owner's office went 225-276-9 in the 34 years prior to his purchase of the team.



# PATRIOTS

## Team Notes



### DECADE-PLUS OF DOMINANCE

The Patriots regular season record of 150-45 (.769) over the past 14 seasons is the best in the NFL. Over the past 14 years, only five NFL teams have posted a winning percentage of .600 or better. The Patriots are the only team over .700.

#### BEST RECORDS SINCE 2005

Team	W	L	T	Pct.
<b>New England</b>	<b>150</b>	<b>45</b>	<b>0</b>	<b>.769</b>
Indianapolis	127	68	0	.651
Pittsburgh	124	71	0	.636
Green Bay	120	74	1	.618
Denver	118	77	0	.605
Seattle	112	82	1	.577
Dallas	112	83	0	.574
Baltimore	111	84	0	.569
Atlanta	107	88	0	.549
New York Giants	107	88	0	.549

### DIVISIONAL DOMINANCE

The New England Patriots own a 76-22 (.776) record in regular season AFC East games since the beginning of the 2001 season, compiling the best intra-division record of any team in the NFL.

#### NFL'S TOP DIVISIONAL RECORDS SINCE 2001

Team	W	L	T	Pct.
<b>New England</b>	<b>76</b>	<b>22</b>	<b>0</b>	<b>.776</b>
Indianapolis	70	28	0	.714
Pittsburgh	70	31	0	.693
Green Bay	69	28	1	.709

#### AFC EAST DIVISIONAL RECORDS SINCE 2001

Team	W	L	T	Pct.	Div. Titles	Years
<b>New England</b>	<b>76</b>	<b>22</b>	<b>0</b>	<b>.776</b>	<b>14</b>	<b>2001, 03-07, 09-16</b>
N.Y. Jets	46	54	0	.460	1	2002
Miami	41	58	0	.414	1	2008
Buffalo	36	63	0	.363	0	—

The New England Patriots have won 13 division titles and have 13 playoff berths since realignment in 2002, most in the NFL.

#### MOST DIVISION TITLES SINCE 2002 REALIGNMENT

Team	Division Titles	Playoff Berths
<b>New England</b>	<b>13</b>	<b>13</b>
Green Bay	9	12
Indianapolis	9	12
Seattle	8	11
Pittsburgh	7	10
Philadelphia	6	8

### EIGHT STRAIGHT DIV. TITLES

The Patriots have won eight straight AFC East titles, the longest streak in NFL history. The Patriots have won 14 of the last 16 AFC East division crowns.

#### MOST CONSECUTIVE DIVISION TITLES

Team	Division	Titles	Years
<b>New England Patriots</b>	<b>AFC East</b>	<b>8</b>	<b>2009-16</b>
Los Angeles Rams	NFC West	7	1973-79
Pittsburgh Steelers	AFC Central	6	1974-79
Minnesota Vikings	NFC Central	6	1973-78
Dallas Cowboys	NFL Capitol/NFC East	6	1966-71
Cleveland Browns	American/Eastern Conf.	6	1950-55
<b>New England Patriots</b>	<b>AFC East</b>	<b>5</b>	<b>2003-07</b>
Denver Broncos	AFC West	5	2011-15
Indianapolis Colts	AFC South	5	2003-07
Dallas Cowboys	NFC East	5	1992-96
San Francisco 49ers	NFC West	5	1986-90
Chicago Bears	NFC Central	5	1984-88
Oakland Raiders	AFC West	5	1972-76

## ROAD WARRIORS I

Since the start of the 1994 season when Robert Kraft purchased the team, the Patriots have the best regular season road record in the NFL. New England finished with an 8-0 road record in 2016 for the second time in team history. The 2007 team also finished 8-0 on the road.

TEAM	RECORD	PCT.
<b>New England</b>	<b>115-70</b>	<b>.622</b>
Pittsburgh	102-84	.548
Indianapolis	98-87	.530
Green Bay	96-89	.519
Denver	94-91	.508

## ROAD WARRIORS II

The 2016 Patriots finished 8-0 on the road for the second time in team history. The only other season the Patriots went undefeated on the road was in 2007 with an 8-0 record. The Patriots join San Francisco (3 times) as the only NFL teams with two 8-0 undefeated road seasons.

#### NFL TEAMS THAT HAVE FINISHED WITH AN 8-0 ROAD RECORD

Team	Year
<b>New England</b>	<b>2016</b>
Dallas	2014
<b>New England</b>	<b>2007</b>
St. Louis	2001
San Francisco	1990
San Francisco	1989
San Francisco	1984

## WINNING THE CLOSE ONES

Since 2001, the New England Patriots own the NFL's best record (including postseason) in games decided by three points or fewer. The Patriots are the only team with a winning percentage above .700 in those games. New England is 7-2 in those close games in the playoffs, the only defeats are a 17-14 loss to the N.Y. Giants in Super Bowl XLII and a 20-18 loss in the 2015 AFC Championship game at Denver.

#### BEST RECORD IN GAMES DECIDED BY 3 POINTS OR FEWER (SINCE 2001; Playoffs Included)

Team	W	L	T	Win Pct
<b>New England Patriots</b>	<b>40</b>	<b>16</b>	<b>0</b>	<b>.714</b>
Indianapolis Colts	41	21	0	.661
Denver Broncos	37	24	0	.607
Chicago Bears	30	23	0	.566
Atlanta Falcons	35	28	1	.556

## 1ST AFL TEAM TO REACH 500

The Patriots have the most overall wins among the original eight AFL teams. They are the first original AFL team to reach 500 victories.

#### OVERALL VICTORY TOTAL OF ORIGINAL AFL TEAMS (REGULAR AND POSTSEASON)

TEAM	W	L	T
<b>New England Patriots</b>	<b>510</b>	<b>403</b>	<b>9</b>
Denver Broncos	490	413	10
Oakland Raiders	483	421	11



# PATRIOTS

## Team Notes

### MOST 14-WIN SEASONS

The 2016 Patriots finished with a 14-2 record. The Patriots have now won 14 or games in a season five times, the most in NFL history.

#### PATRIOTS 14-WIN SEASONS

2003-14-2  
2004-14-2  
2007-16-0  
2010-14-2  
**2016-14-2**

#### MOST SEASONS WITH 14 OR MORE WINS

Team	14-plus win seasons
New England	5
San Francisco	4
Chicago	2
Indianapolis	2
Miami	2
Pittsburgh	2
Washington	2

### BOUNCE BACK PATS

Since the beginning of 2003, the Patriots are 43-6 (.877) in regular season games following a loss. They have dropped back-to-back regular season games in 2006, 2009, 2011, 2012 and 2015 (twice). As a starter in his career, Tom Brady is 43-10 in games following a loss.

### SUCCESS WITH BALL SECURITY

The 2016 New England Patriots had just 11 turnovers (2 interceptions and 9 fumbles), tied with the 2016 Atlanta team for the second fewest turnovers in a 16-game season. The 2010 Patriots and 2011 San Francisco team own the record with 10 turnovers.

#### FEWEST GIVEAWAYS IN 16-GAME SEASON

2011 San Francisco	10
2010 New England	10
<b>2016 New England</b>	<b>11</b>
2016 Atlanta	11
2016 Buffalo	12
2014 Green Bay	13
2014 New England	13
2008 Miami	13
2008 New York Giants	13

### PROTECTING THE BALL

Since 2008, the Patriots lead the NFL with 61 games without turning the ball over. The Patriots are 55-6 in those games.

#### ZERO TURNOVER GAMES (SINCE 2008)

Rk	Team	Zero-Turnover Games
1.	New England	61
2.	Green Bay	52
3.	Kansas City	48
4.	San Francisco	46
5.	Seattle	42
6.	Indianapolis	39
7.	Carolina	39
8.	Baltimore	38

### STRONG SECOND HALF

Since Robert Kraft purchased the franchise in 1994, the New England Patriots own the NFL's best record in the second half of the season. The Patriots are the only team with a winning percentage over .700 over that span.

#### MOST WINS IN THE SECOND HALF SINCE 1994 (REGULAR SEASON ONLY)

Team	G	W	L	T	Pct.
New England	184	134	50	0	.728
Green Bay	184	123	60	1	.671
Pittsburgh	184	118	65	1	.644
Indianapolis	184	113	71	0	.614
Denver	184	108	76	0	.587
Seattle	184	105	79	0	.571

### STELLAR INTER-CONFERENCE RECORD

The New England Patriots own a 49-12 (.803) record vs. NFC teams since realignment in 2002, the best inter-conference record in the NFL during that time.

#### NFL'S BEST INTER-CONFERENCE RECORD SINCE 2002

Team	W	L	T	Pct.
New England	49	12	0	.803
Pittsburgh	41	20	1	.669
Indianapolis	39	23	0	.629
Denver	38	23	0	.623
Tennessee	36	25	0	.590
Baltimore	35	25	0	.583
Cincinnati	35	23	3	.598
Atlanta	34	25	1	.575
Dallas	34	27	0	.557
Green Bay	34	27	0	.557
Philadelphia	34	26	1	.566

### UNDEFEATED MONTHS

The Patriots have 23 undefeated months since 2000, the most in the NFL during that time period. Indianapolis is second with 15 undefeated months during that time.

#### PATRIOTS UNDEFEATED MONTHS SINCE THE 2000 SEASON (NOT INCLUDING JANUARY)

2001 - December  
2003 - October, November, December  
2004 - September, November  
2005 - December  
2006 - October  
2007 - September, October, November, December  
2008 - December  
2010 - October, December  
2011 - December  
2012 - November  
2013 - September  
2014 - October  
2015 - September, October  
**2016 - September, December**



### DEFENSE DOMINATES AGAIN

The Patriots defense allowed an NFL-low of 15.6 points per game in 2016, marking the 11th season since 2001 that the team kept opponents under 20 points per game, the most in the NFL over that span. The only other time the Patriots led the NFL in this category was in 2003 when they finished by allowing just 14.9 points per game.

#### SEASONS ALLOWING 20 POINTS PER GAME OR FEWER SINCE 2001

Team	Seasons	Years
New England	11	2001, 2003-04, 2006-10, 2014-16
Baltimore	10	2001, 2003-06, 2008-11, 2014
Pittsburgh	10	2001, 2004-08, 2010-12, 2015
Miami	8	2001-03, 2005-06, 2008, 2011-12
Seattle	8	2005, 2007, 2011-16

### LOW POINT MARK

The Patriots allowed a NFL-low 250 points in 2016

#### FEWEST POINTS ALLOWED BY THE PATRIOTS IN A SEASON

157 in 1982 (9 games)  
217 in 1977  
236 in 1976  
237 in 2006  
238 in 2003  
**250 in 2016**  
257 in 1963



# PATRIOTS

## Team Notes

### STELLAR SCORING DEFENSE

The 2016 Patriots defense allowed just 27 touchdowns, second only to the New York Giants, who allowed 26 touchdowns. It is the seventh time in team history that the Patriots have allowed under 30 touchdowns in a season.

#### FEWEST TOUCHDOWNS ALLOWED IN A SEASON/PATRIOTS HISTORY

1982 - 18 (nine game season)

2003 - 23

2006 - 24

1977 - 26

2001 - 26

**2016 - 27**

1976 - 29

### DEFENSE DENIES I

The Patriots defense held its opponents under 20 points in 11 games in 2016, tied for the most under Bill Belichick. The Patriots held their opponents under 20 points 11 times in 2001 and 2006.

### DEFENSE DENIES II

The Patriots led the NFL by allowing just six rushing touchdowns in 2016, tied for the second-lowest total in Patriots history. The Patriots did not allow a rushing touchdown in the final eight games of the 2016 regular season.

#### Fewest Rushing Touchdowns Allowed by the Patriots in a Season

5 - 1991

6 - 2016, 2014, 2009 and 1999

7 - 2007, 2001, 1966

8 - 2015, 2008, 1998, 1977

### RUSH DEFENSE HOLDS STRONG

New England held Cleveland (10/9/16) to just 27 yards rushing for a 1.2-yard average after they entered the game first in the NFL in rushing with an average of 149.3 yards per game. Browns RB Isaiah Crowell entered the game third in the NFL in rushing yards and was held to 22 yards on 13 carries for a 1.7-yard average. The Patriots have held the opponent under 30 yards rushing 17 times in team history.

#### FEWEST RUSHING YARDS ALLOWED IN PATRIOTS HISTORY

DATE	OPP	ATT	YDS	AVG.
12/17/61	SD	16	2	0.1
10/11/98	KC	11	14	1.3
12/11/05	BUF	12	14	1.2
10/29/15	MIA	13	15	1.2
11/1/63	HOU	12	19	1.6
11/16/14	IND	16	19	1.2
12/4/88	SEA	19	20	1.1
9/9/12	TEN	16	20	1.3
9/22/63	OAK	10	24	2.4
12/11/77	MIA	19	25	1.3
<b>10/9/16</b>	<b>CLE</b>	<b>22</b>	<b>27</b>	<b>1.2</b>
12/9/61	OAK	10	27	2.7
11/17/68	KC	26	27	1.0
11/4/84	DEN	18	28	1.6
10/2/66	NYJ	18	29	1.6
11/15/70	SD	28	29	1.0
9/22/96	JACK	11	29	2.6

### A SAFETY FIRST

The Patriots recorded a safety in back-to-back games for the first time in team history in 2016. LB Dont'a Hightower dropped Cincinnati (10/16/16) QB Andy Dalton in the end zone for an 8-yard sack for a safety. At Cleveland (10/9/16) the previous week, Browns QB Cody Kessler fumbled the ball out of the end zone for a safety, forced by a strong rush by Dont'a Hightower. The Patriots recorded their team-record third safety of the 2016 season when DL Malcom Brown registered a tackle in the end zone vs. Baltimore on Dec. 12.

### BLOCK PARTY

LB Shea McClellin blocked a first quarter field goal attempt vs. Baltimore on Dec. 12, 2016 for the Patriots third blocked kick of the 2016 season. McClellin blocked an extra point attempt vs. Seattle on Nov. 13 and DL Alan Branch blocked a field goal at the New York Jets on Nov. 27. The block was the first miss of the 2016 season by Baltimore K Justin Tucker. The Patriots three blocked kicks are the most blocked kicks New England has recorded since 2014 when the team recorded five on the year (4 field goals and 1 punt). The Patriots' record for most kicks blocked in a season sits at six in 1975 (2 extra points, 3 field goals and 1 punt), while they have tallied five in season on two occasions (2014 and 1973) and four in a season four times (1974, 1977, 1986, 2002).

### DEFENSE NETS THIRD SAFETY

The Patriots set a new franchise mark with three safeties in 2016. The defense registered safeties in back-to-back games - at Cleveland (10/9) when QB Cody Kessler fumbled out of the end zone and when LB Dont'a Hightower registered one in the win vs. Cincinnati (10/16) when he sacked QB Andy Dalton in the end zone. DL Malcom Brown then registered the third safety when he dropped Baltimore RB Kenneth Dixon in the end zone on Dec. 12, 2016. The Patriots had two safeties in a season six previous times (1963, 1965, 1967, 1969, 1978 and 1985). The NFL record for most safeties in a season is four by many teams.

### FOURTH IN BLOCKED KICKS SINCE 2014

#### MOST BLOCKED KICKS / SINCE 2014

Baltimore Ravens	12
Philadelphia Eagles	10
Miami Dolphins	10
<b>New England Patriots</b>	<b>9 (6 FGS, 2 XPs and 1 punt)</b>
Oakland Raiders	9



### TAKING CARE OF BALL PAYS OFF

Since 2002, the Patriots are an NFL-best 117-17 when throwing no interceptions.

TEAM	GAMES WITH 0 INTS	W-L-T	WIN PCT.
<b>New England</b>	<b>134</b>	<b>117-17-0</b>	<b>.873</b>
Kansas City	119	78-41-0	.655
San Francisco	109	74-34-1	.683
Jacksonville	108	65-43-0	.602
Philadelphia	106	75-31-0	.708
Indianapolis	104	88-16-0	.846
Denver	99	76-23-0	.768
LA Chargers	99	73-26-0	.737
Tennessee	99	71-28-0	.717
Baltimore	95	78-17-0	.821





# PATRIOTS

## Team Notes

### SCORING PACE

The 2016 Patriots finished tied with Green Bay for third with 51 overall touchdowns and 3rd with 441 total points.

#### MOST PATRIOTS TD/SEASON

75 in 2007  
67 in 2012  
65 in 2010  
61 in 2011  
52 in 2014  
52 in 2015  
52 in 1980  
52 in 1961  
**51 in 2016**  
50 in 2009

#### MOST PATRIOTS PTS /SEASON

589 in 2007  
557 in 2012  
518 in 2010  
513 in 2011  
468 in 2014  
465 in 2015  
444 in 2013  
**441 in 2016**  
441 in 1980

### RECORD SCORING STREAK

The Patriots set an NFL record by scoring in 38 consecutive quarters from Week 1 to Week 11 in 2015.

#### THE MOST CONSECUTIVE REGULATION QUARTERS WITH AT LEAST ONE POINT:

Team	Year(s)	Consec. quarters with points scored
New England	2015	38
St. Louis	1999-2000	31
Indianapolis	2005	31
New England	1993-94	27
Kansas City	2002	27
Oakland	2002	27

### RUSH TO VICTORY

Since 2000, New England is 45-1 in the regular season when a Patriot eclipses 100 yards rushing. The only loss during the Bill Belichick era came at Miami on Dec. 20, 2004, when Corey Dillon rushed for 121 yards on 26 carries and the Patriots lost to the Dolphins, 29-28. Since then, New England is 32-0 with a 100-yard rusher.

### TOP-10 TEAM

The 2016 Patriots ranked fourth in offense and eighth in defense. It is the ninth time in team history and the second straight season that both the offense and defense have finished in the top 10.

#### PATRIOTS SEASONS WITH A TOP 10 OFFENSE AND TOP 10 DEFENSE (SINCE 1970 MERGER)

2016	Offense-4	Defense-8
2015	Offense-6	Defense-9
2008	Offense-5	Defense-10
2007	Offense-1	Defense-4
2004	Offense-7	Defense-9
1985	Offense-9	Defense-7
1980	Offense-10	Defense-8
1979	Offense-8	Defense-3
1978	Offense-1	Defense-9

### INT STREAK ENDS

The Patriots threw their first interception of the 2016 season vs. Seattle in their ninth game, falling one game shy of the NFL record for most games without an interception to start a season.

#### MOST CONSECUTIVE GAMES TO START A SEASON WITHOUT AN INTERCEPTION

9	1960 Cleveland Browns
<b>8</b>	<b>2016 New England Patriots</b>
8	2008 Washington Redskins

### PATS SET INT RECORD

The 2016 Patriots set an NFL record by going 258 pass attempts to start the season without an interception to surpass the 2008 Washington Redskins, who went 251 pass attempts without an interception to start the season. Jacoby Brissett (55), Jimmy Garoppolo (60) and Tom Brady (143) combined for the record.

#### MOST PASS ATTEMPTS TO START A SEASON WITHOUT AN INTERCEPTION

Team	Pass Attempts
<b>New England Patriots (2016)</b>	<b>258</b>
Washington Redskins (2008)	251

### PATS SET NEW NFL PICK RECORD

The Patriots set an NFL record by throwing just two interceptions in 2016. The previous NFL record for fewest interceptions thrown in a season by an NFL team since the 1970 merger was five. The 2016 Patriots had just two interceptions in 550 pass attempts.

#### FEWEST INTERCEPTIONS IN A SEASON

Year	Team	Int.	Pass Attempts
<b>2016</b>	<b>New England</b>	<b>2</b>	<b>550</b>
2010	New England	5	507
2011	San Francisco	5	451
1990	Kansas City	5	449
1990	NY Giants	5	398
1966	Green Bay	5	318
1960	Cleveland	5	264

### BEST TD/INT PCT. IN HISTORY

The 2016 Patriots threw 32 touchdowns and had just two interceptions for an NFL record TD/INT. percentage of 16.0

#### BEST TOUCHDOWN TO INTERCEPTION PERCENTAGE IN A SINGLE SEASON

Year	Team	TDs	INT.	TD/INT Percentage
<b>2016</b>	<b>Patriots</b>	<b>32</b>	<b>2</b>	<b>16.00</b>
2010	Patriots	37	5	7.40
2011	Green Bay	51	8	6.38
2014	Green Bay	38	6	6.33
2016	Dallas	24	4	6.00
2007	Patriots	50	9	5.56



# HIGHLIGHTS

## 2016

### PATRIOTS

\*The Patriots passed the Oakland Raiders (5 - 1973-1977) to become the only team to advance to six straight conference championship games.

\*The Patriots have won eight straight division titles (2009-16) to move past the Los Angeles Rams (7-1973-79) for the most consecutive division titles in NFL history.

\*The Patriots have 16 straight winning seasons to tie the San Francisco 49ers (1983-98) and the Dallas Cowboys (1970-85) for the most consecutive winning seasons since the 1970 merger.

\*The Patriots have qualified for the playoffs for eight straight seasons and become one of six teams in NFL history to play in a postseason game in at least eight consecutive seasons in 2016.

\*The Patriots have advanced in the postseason for six straight seasons (2011-2016) to match the record of six straight seasons of postseason advancement by the Dallas Cowboys (1991-96).

### 2016 HONORS & AWARDS

#### P RYAN ALLEN

★ AFC Special Teams Player of the Week (Wk. 3 vs. Houston)

#### RB LEGARRETTE BLOUNT

★ AFC Defensive Player of the Month (September)

★ NFL Pro Bowl (1st Selection)

#### QB TOM BRADY

★ NFL Pro Bowl (12th selection)

★ Associated Press All-Pro: Second Team

★ *Sporting News* Offensive Player of the Year

★ *Sporting News* All-Pro: First Team

★ AFC Offensive Player of the Week (Wk 5 at Clev. and Wk 11 SF)

★ AFC Offensive Player of the Month (October)

★ PFWA All-AFC Team

#### CB MALCOLM BUTLER

★ Associated Press All-Pro: Second Team

★ NFL Pro Bowl (2nd selection)

#### OL MARCUS CANNON

★ Associated Press All-Pro: Second Team

#### DB NATE EBNER

★ Associated Press All-Pro: Second Team

#### WR JULIAN EDELMAN

★ AFC Offensive Player of the Week (Wk. 17 at Mia.)

#### K STEPHEN GOSTKOWSKI

★ AFC Special Teams Player of the Week (Wk. 1 at Ari. and Week 13 vs. LA)

#### LB DONT'A HIGHTOWER

★ NFL Pro Bowl (1st selection)

★ Associated Press All-Pro: Second Team

★ AFC Defensive Player of the Week (Week 6 vs. Cincinnati)

★ PFWA All-AFC Team

#### DB DEVIN MCCOURTY

★ NFL Pro Bowl (3rd selection)

★ Associated Press All-Pro: Second Team

★ PFWA All-AFC Team

#### ST MATTHEW SLATER

★ NFL Pro Bowl (6th selection)

★ Associated Press All-Pro: First Team

★ 2017 Bart Starr Award Winner

★ PFWA All-NFL Team

★ PFWA All-AFC Team

#### G JOE THUNEY

★ PFWA All-Rookie Team

### BILL BELICHICK

\*Bill Belichick reached his seventh Super Bowl in 2016 to move past Don Shula (6) for the most conference titles as a head coach.

\*Belichick has five Super Bowl wins as a head coach to move past Pittsburgh's Chuck Noll for the most Super Bowl wins by a head coach in Super Bowl history.

\*Belichick won his 14th division title to move past Tom Landry and Don Shula (13) to set the record for most among all head coaches.

\*Bill Belichick now has 239 regular seasons wins. He is behind Don Shula (328), George Halas (318) and Tom Landry (250).

\*Belichick set the postseason mark with his six straight season of playoff advancement (2011-2016). Belichick (2003-07), John Harbaugh (2008-12), Mike Holmgren (1993-97), John Madden (1973-77) and Andy Reid (2000-04) won a playoff game in five consecutive seasons.

### TOM BRADY

\*Tom Brady has 210 wins overall (185 in the regular season and 25 in the postseason) and passed Peyton Manning (200: 186 in the regular season and 14 in the postseason) to become the all-time leader for most wins by an NFL quarterback.

\*Brady (185) is just the third NFL quarterback with 180 career regular season wins, joining Brett Favre (186) and Peyton Manning (186).

\*Brady threw 28 touchdowns and only two interceptions in 2016 for a TD/INT. ratio of 14.00, the best ever in a single season.

\*Brady threw just two interceptions in 432 pass attempts in 2016 for an interception percentage of 0.46, the fourth lowest in NFL history.

\*Brady became the fifth NFL quarterback to reach 60,000 passing yards in the win at the NY Jets (11/27/16). He now has 62,674 passing yards, fourth in NFL history.

\*Brady has 28 AFC Offensive Player of the Week honors, the most in NFL history.

\*Brady is now in his 18th season. He had his 17th season in 2016 and became the longest tenured Patriots player, surpassing the 16 seasons by Steve Grogan (1975-90).

\*Brady's 18 seasons with one team are the most by an NFL quarterback with John Brodie (San Francisco) and Dan Marino (Miami) second with 17 seasons.

### NATE EBNER

\*DB Nate Ebner had a team-leading and career best 19 special teams tackles in 2016, which was tied with Miami's Michael Thomas (19) for the NFL lead. He has had 10 or more special teams tackles in each of his five NFL seasons.

### JULIAN EDELMAN

\*WR Julian Edelman had his second career 1,000-yard receiving season after setting a single season best with 1,106 yards in 2016. He joined Wes Welker (5), Rob Gronkowski (3), Randy Moss (3), Stanley Morgan (3) and Terry Glenn (2) as the only Patriots players with at least two 1,000-yard seasons. Edelman had 1,056 yards receiving in 2013.



# PATRIOTS

## Sustaining Success

### PATRIOTS ARE MOST FREQUENT SUPER BOWL TEAM OVER LAST 33 YEARS

The Patriots have won nine conference championships since the 1984 season and have more conference titles than any other team over the last 33 years (since 1984). Additionally, the Patriots' eight conference titles over the last 28 years are three more than the next closest team and New England's seven conference titles over the last 18 years are more than any other team.

#### Most Super Bowl Wins in Last 13 Seasons (2004-2016)

<b>New England</b>	<b>3</b>
Pittsburgh	2
N.Y. Giants	2
6 Other Teams	1

#### Most Super Bowl Wins in Last 23 Seasons (1994-2016)

<b>New England</b>	<b>5</b>
Denver	3
Pittsburgh	2
Green Bay	2
N.Y. Giants	2
Baltimore	2
7 Other Teams	1

#### Most Super Bowl Wins in Last 33 Seasons (1984-2016)

<b>New England</b>	<b>5</b>
N.Y. Giants	4
San Francisco	4
Dallas	3
Denver	3
4 Other Teams	2
6 Other Teams	1

#### Most Conference Championships in Last 10 Seasons (2007-2016)

<b>New England</b>	<b>4</b>
Denver	2
Pittsburgh	2
N.Y. Giants	2
Seattle	2
7 Other Teams	1

#### Most Conference Championships in Last 13 Seasons (2004-2016)

<b>New England</b>	<b>5</b>
Pittsburgh	3
Seattle	3
Denver	2
Indianapolis	2
N.Y. Giants	2
8 Other Teams	1

#### Most Conference Championships in Last 18 Seasons (1999-2016)

<b>New England</b>	<b>7</b>
Pittsburgh	3
N.Y. Giants	3
Seattle	3
5 other teams	2

#### Most Conference Championships in Last 23 Seasons (1994-2016)

<b>New England</b>	<b>8</b>
Pittsburgh	4
Denver	4
Green Bay	3
N.Y. Giants	3
Seattle	3
5 Other Teams	2

#### Most Conference Championships in Last 28 Seasons (1989-2016)

<b>New England</b>	<b>8</b>
Denver	5
Buffalo	4
N.Y. Giants	4
Pittsburgh	4
3 Other Teams	3

#### Most Conference Championships in Last 33 Seasons (1984-2016)

<b>New England</b>	<b>9</b>
Denver	7
N.Y. Giants	5
San Francisco	5
Buffalo	4
Pittsburgh	4
3 Other Teams	3

### WHAT HAVE YOU DONE FOR ME LATELY?

Since the 2011 season, the Patriots have maintained their spot atop the NFL in terms of regular season winning percentage and regular season points scored. Since the beginning of the 2011, 2012 and 2013 season, the Patriots have the NFL's highest winning percentage and scored the most points in the NFL.

#### HIGHEST WINNING PERCENTAGE SINCE 2011

TEAM	W	L	T	PCT.	PF	PA
<b>New England</b>	<b>77</b>	<b>22</b>	<b>0</b>	<b>0.778</b>	<b>2987</b>	<b>2987</b>
Denver	69	30	0	0.697	2648	2648
Green Bay	68	30	1	0.692	2763	2763
Seattle	64	34	1	0.652	2369	2369
Pittsburgh	62	37	1	0.626	2362	2362
Cincinnati	58	39	2	0.596	2307	2307
Arizona	55	43	1	0.571	2214	2214
Carolina	55	43	1	0.561	2382	2382

#### HIGHEST WINNING PERCENTAGE SINCE 2012

TEAM	W	L	T	PCT.	PF	PA
<b>New England</b>	<b>64</b>	<b>19</b>	<b>0</b>	<b>0.771</b>	<b>2474</b>	<b>1833</b>
Denver	61	22	0	0.735	2339	1699
Seattle	57	25	1	0.693	2048	1358
Green Bay	53	29	1	0.645	2203	1890
Cincinnati	49	32	2	0.602	1963	1623
Indianapolis	50	33	0	0.602	2003	1982
Pittsburgh	50	33	0	0.602	2037	1748
Carolina	49	33	1	0.596	1976	1728

#### HIGHEST WINNING PERCENTAGE SINCE 2013

TEAM	W	L	T	PCT.	PF	PA
<b>New England</b>	<b>52</b>	<b>15</b>	<b>0</b>	<b>0.776</b>	<b>1917</b>	<b>1502</b>
Denver	48	19	0	0.716	1858	1410
Seattle	46	20	1	0.694	1636	1113
Kansas City	46	21	0	0.687	1670	1241
Arizona	42	24	1	0.634	1652	1430
Carolina	42	24	1	0.634	1619	1365
Green Bay	42	24	1	0.634	1770	1554

#### MOST POINTS SCORED SINCE 2011

Team	Points
<b>New England</b>	<b>2987</b>
New Orleans	2773
Green Bay	2763
Denver	2648
Atlanta	2521
Philadelphia	2413
Dallas	2411
Carolina	2382
Seattle	2369

#### MOST POINTS SCORED SINCE 2012

Team	Points
<b>New England</b>	<b>2474</b>
Denver	2339
New Orleans	2226
Green Bay	2203
Atlanta	2119
Seattle	2048
Dallas	2042
Pittsburgh	2037

#### MOST POINTS SCORED SINCE 2013

Team	Points
<b>New England</b>	<b>1917</b>
Denver	1858
Green Bay	1770
New Orleans	1765
Philadelphia	1737
Pittsburgh	1701
Atlanta	1700



# INSIDE

## The Numbers

### BY THE NUMBERS

2  
WR Brandin Cooks caught two 40-yard [44 and 42] vs. Houston [9/24/17] to become the first Patriots player to do so since WR Chris Hogan caught two 40-yard passes (63 and 43) at Cleveland (10/9/16).

3  
James White finished third in the NFL among running backs with 60 receptions and 551 yards in 2016.

4  
Stephen Gostkowski executed a successful onside kick vs. Washington (11/08/15) and vs. Philadelphia (12/06/15). It was his third (Cleveland - 12/08/13) and the fourth in team history. The first came when Jim Lee Hunt recovered a Gino Cappelletti kick at the end of the first half in a 26-10 win vs. the NY Jets (9/27/64).

4  
The 2017 Patriots have four rookie free agents on the team - DL Adam Butler, OL Cole Croston, TE Jacob Hollister and LB Harvey Langi. It is the third-most rookie free agents in the Bill Belichick era. The Patriots had six rookie free agents in 2013 and five in 2000.

4  
DL Trey Flowers is tied with Atlanta's Vic Beasley, Jr. for the most two-sack games over the last two seasons with four two-sack games.

5.7  
RB Mike Gillislee led the NFL with 5.7 yards per carry while with the Buffalo Bills in 2016.

7  
The Patriots became the first team in NFL history in 2014 to earn five straight first-round byes and extended that record with their seventh straight bye in 2016. Dallas and San Francisco earned four straight byes from 1992 through 1995 and Denver earned four straight from 2012-15.

8  
The Patriots and Green Bay Packers are the only teams that have made the playoffs in each of the last eight seasons (2009-16).

9  
RB James White is tied with Detroit's Theo Riddick for the most touchdown receptions by a running back since 2015 with nine touchdown receptions.

14  
The Patriots have had a rookie free agent make the 53-man roster for 14 straight seasons, the third most, behind the Chargers (21) and Colts (19).

16  
The Patriots have gone 16 straight seasons without being swept by a division opponent after beating each of the AFC East teams in 2016, extending the longest such streak since the 1970 NFL merger.

16  
The Patriots have won nine or more games in 16 straight seasons, the most seasons of nine or more wins since 2001 in the NFL.

16  
The Patriots have 16 first-team All-Pro selections via the draft since 2000, which ranks behind only Carolina (18) and Seattle (17). The Patriots 63 Pro Bowl selections via the draft since 2000 is a league-leading total, followed by Dallas (62).

17.9  
Patriots WR Chris Hogan finished tied for first in the NFL with Washington's DeSean Jackson with a 17.9-yard average in 2016.

19  
Nate Ebner finished tied for first in the NFL with Miami's Michael Thomas (19) with a career best 19 special teams tackles.

20  
The Patriots have scored on the final possession of the first half and the opening possession of the second half 20 times since 2009, first in the NFL. New Orleans is second with 15 such scoring drives.

23  
Following a 3-0 record in September and a 4-0 record in December in 2016, the Patriots now have 23 undefeated months since 2000, the most in the NFL. Indianapolis is second with 15.

49  
The Patriots are 49-12 (.803) against NFC teams since re-alignemnt in 2002, the best inter-conference record in the NFL during that time.

69  
Rob Gronkowski and Tom Brady have connected on 69 touchdown passes. It is the second most connections between a quarterback and a tight end in NFL history and is sixth overall.

### TOM BRADY BY THE NUMBERS

0.8  
Tom Brady has the lowest interception percentage since 2015 with a 0.8 percentage. He has thrown just nine interceptions on 764 pass attempts during that time.

### TOM BRADY BY THE NUMBERS (continued)

5  
Brady is the only QB with five Super Bowl wins. He joined Hall of Fame DL Charles Haley (5) as the only other NFL player with five Super Bowl wins.

7  
Brady won his seventh conference title in 2016 and moved past DL Mike Lodish for the most Super Bowls played with seven in Super Bowl LI. Lodish played in six (four with Buffalo and two with Denver).

11  
Brady played in his 11th conference championship game in 2016 to move past Gene Upshaw and George Blanda (10) for the most conference championship game appearances.

16  
Brady set a Super Bowl record with 16 straight pass completions in Super Bowl XLVI vs. the New York Giants.

19  
The longest streak of consecutive pass completions by Brady in a regular season game (Sept. 10, 2015 vs. Pittsburgh), a team record.

90.6  
The percent of quarterback keepers converted by Brady (106 of 117) for first downs (80-of-87 on third-and-2 or less and 26-of-30 on fourth-and-2 or less).

185  
Brady has 185 career regular season wins with the Patriots, the most wins by a starting quarterback with one team. Brett Favre is second with 160 with Green Bay.

### THE KRAFT ERA

5  
The number of Super Bowl championships the Patriots have won since Robert Kraft purchased the team in 1994. That mark is the highest total in the NFL over that span.

8  
The number of conference championships the Patriots have won since Robert Kraft purchased the team in 1994, an NFL record for most conference championships as an owner.

16  
The number of division championships won by the Patriots since Kraft purchased the team in 1994.

18  
The number of playoff seasons earned by the Patriots in the 23 seasons since Robert Kraft purchased the team.

41  
The number of playoff games the Patriots have appeared in since 1994, the most in the NFL. Green Bay has the second most with 36.

255  
The number of consecutive home games that have been sold out, including all playoff and preseason games dating back to the 1994 season opener.

285  
The number of games the Patriots have won since Robert Kraft purchased the franchise in 1994. Prior to Kraft's ownership, the team had won 225 total games in its entire 34-year history from 1960-93.

### THE BELICHICK ERA

5  
Bill Belichick has won five Super Bowls as a head coach, the most Super Bowl wins by a head coach in NFL history.

4  
Bill Belichick is the first coach to lead his team to four 500-point seasons (2007, 2010-12).

4  
Bill Belichick (265 wins) passed Curly Lambeau (229 wins) for sole possession of fourth place on the NFL wins list.

5  
The number of 14-win seasons by Bill Belichick, the most among all NFL coaches.


10  
Super Bowl LI was Belichick's 10th Super Bowl overall, including seven as a head coach and three as an assistant coach.





# BILL BELICHICK

## NEWS & NOTES



### 23RD SEASON AS HEAD COACH • 43RD NFL SEASON

**Overall Record:** 265-126 (.678) • **Regular Season:** 239-116 (.673) • **Postseason:** 26-10 (.722)

**With Patriots overall (2000-17):** 228-81 (.738)

**Super Bowl Titles:** 7 (86, 90, 01, 03, 04, 14, 16) • **Conf. Titles:** 10 (86, 90, 96, 01, 03, 04, 07, 11, 14, 16)

**Division Titles:** 21 (75, 78, 86, 89, 90, 96, 98, 01, 03, 04, 05, 06, 07, 09, 10, 11, 12, 13, 14, 15, 16)

Bill Belichick is the only head coach in NFL history to win five Super Bowl titles. He won more regular season games (123) and more games overall (136) during a 10-year stretch (2002-11) than any other coach in NFL history. In the 2007 season, Belichick led the Patriots to the fourth undefeated and untied regular season in NFL history and the first since the NFL established a 16-game schedule in 1978. His 43 consecutive years as an NFL coach are second in NFL history to 45 by Tennessee's Dick LeBeau.

### AMONG THE GREATS

Bill Belichick has recorded 265 career wins, which are fourth in NFL history. Belichick owns a career winning percentage of .678 which is second all-time, behind George Halas (.682).

#### TOP WINNING PERCENTAGE AMONG HEAD COACHES WITH AT LEAST 160 WINS (INCL. POSTSEASON)

HEAD COACH	TEAM(S)	YEARS	W	L	T	PCT.
George Halas	CHI	1920-29, 33-41, 46-55, 58-67	324	151	31	.682
<b>BILL BELICHICK</b>	<b>CLE/NE</b>	<b>1991-95, 00-17</b>	<b>265</b>	<b>126</b>	<b>0</b>	<b>.678</b>
Don Shula	BAL/MIA	1963-95	347	173	6	.666
Curly Lambeau	GB/CHI/WAS	1921-53	229	134	22	.630

NOTE: Winning percentage calculated using current NFL rules, counting a tie as a half-win, half-loss.

### MOVING ON UP

Bill Belichick is in fourth place on the NFL wins list with 264 career wins.

#### MOST WINS NFL COACHES

HEAD COACH	TEAM(S)	YEARS	W	L	T
Don Shula	BAL/MIA	1963-95	347	173	6
George Halas	CHI	1920-29, 33-41, 46-55, 58-67	324	151	31
Tom Landry	DAL	1960-88	270	178	6
<b>BILL BELICHICK</b>	<b>CLE/NE</b>	<b>1991-95, 00-16</b>	<b>265</b>	<b>126</b>	<b>0</b>
Curly Lambeau	GB/CHI/WAS	1921-53	229	134	22

NOTE: Winning percentage calculated using current NFL rules, counting a tie as a half-win, half-loss.

## SUPER SUCCESS

Bill Belichick has won five Super Bowls, the most by a head coach.

#### MOST SUPER BOWL VICTORIES

HEAD COACH	TEAM	TITLES	SEASONS
<b>Bill Belichick</b>	<b>New England</b>	<b>5</b>	<b>2001, 2003, 2004, 2014, 2016</b>
Chuck Noll	Pittsburgh	4	1974, 1975, 1978, 1979
Joe Gibbs	Washington	3	1982, 1987, 1991
Bill Walsh	San Francisco	3	1981, 1984, 1988

NOTE: Sorted by most recent championship. Super Bowls have determined NFL champion since 1966.

### MOST CONSEC. DIVISION TITLES

Bill Belichick is the first NFL coach to lead his team to eight consecutive division titles. Paul Brown (1950-55), Tom Landry (1966-71), Bud Grant (1973-78) and Chuck Noll (1974-79) led their teams to six straight titles.

#### NFL COACHES WITH THE MOST CONSECUTIVE DIVISION TITLES

Head Coach	Teams	Consecutive Division Titles
<b>Bill Belichick</b>	<b>Patriots</b>	<b>8 (2009-2016)</b>
Paul Brown	Cleveland	6 (1950-1955)
Tom Landry	Dallas	6 (1966-1971)
Bud Grant	Minnesota	6 (1973-1978)
Chuck Noll	Pittsburgh	6 (1974-1979)

### ELITE COMPANY

Bill Belichick is one of four NFL head coaches to win five or more championships since the league began postseason play in 1933, but the only one to win five Super Bowls. Belichick joined an exclusive club in which each of the four other members has been enshrined in the Pro Football Hall of Fame.

#### HEAD COACHES WITH FOUR OR MORE NFL TITLES (Listed alphabetically)

HEAD COACH	CHAMPIONSHIP TEAM(S)
<b>Bill Belichick</b>	<b>5- Patriots (SB XXXVI, XXXVIII, XXXIX, XLIX, LI)</b>
Vince Lombardi	5- Green Bay Packers (1961, 62, 65, SB I, II)
George Halas	6- Chicago Bears (1921, 33, 40, 41, 46, 63)
Curly Lambeau	6- Green Bay Packers (1929, 30, 31, 36, 39, 44)

### 3X COACH OF THE YEAR

The Associated Press named Bill Belichick the NFL's Coach of the Year in 2010, the third time that Belichick earned the honor. He was also named Coach of the Year following the 2003 and 2007 seasons, joining Don Shula (4-time winner) and Chuck Knox as the only three-time winners.





# BILL BELICHICK

## NEWS & NOTES

### 200 WINS WITH PATS

Bill Belichick now has 2023 career regular season wins with the Patriots, becoming the fifth NFL coach to reach 200 regular season wins with one team.

#### NFL HEAD COACHES WITH THE MOST WINS WITH ONE TEAM

George Halas (Chicago) – 318-148  
Don Shula (Miami) – 257-133-2  
Tom Landry (Dallas) – 250-162  
Curly Lambeau (Green Bay) – 209-104-21  
**Bill Belichick (Patriots) – 203-72**  
Chuck Noll (Pittsburgh) – 193-148-1

### CAREER MILESTONE FOR BELICHICK

Belichick (239) is just the sixth NFL head coach to reach 200 career regular-season victories, joining Don Shula (328), George Halas (318), Tom Landry (250), Curly Lambeau (226) and Marty Schottenheimer (200).

#### NUMBER OF GAMES TO 200 REGULAR-SEASON WINS

282 Don Shula  
288 George Halas  
300 Curly Lambeau  
**306 Bill Belichick**  
319 Tom Landry  
327 Marty Schottenheimer

Head Coach	Teams	W-L-T (regular season)
Don Shula	Colts/Dolphins	328-156-6
George Halas	Bears	318-148-6
Tom Landry	Cowboys	250-162-6
<b>Bill Belichick</b>	<b>Browns/Patriots</b>	<b>239-116-0</b>
Curly Lambeau	Packers/Cardinals/Redskins	226-132-22

### BETTER THAN AVERAGE

Bill Belichick has led the Patriots to 16 straight winning seasons (2001-2016), second all-time, behind 20 by Tom Landry (1966-85).

#### MOST CONSECUTIVE SEASONS WITH A WINNING RECORD

HEAD COACH	TEAM	YEARS
Tom Landry	Dallas	20 – 1966-1985
<b>Bill Belichick</b>	<b>New England</b>	<b>16 – 2001-2016</b>
Curly Lambeau	Green Bay	14 – 1934-1947
Curly Lambeau	Green Bay	12 – 1921-1932
George Halas	Chicago	10 – 1933-1942
John Madden	Oakland	10 – 1969-1978

### 10-WIN SEASONS

Bill Belichick has coached the Patriots to 14 straight seasons with 10 or more wins, adding to his NFL record streak. In 2011, Belichick became the first coach in NFL history with nine straight seasons with at least 10 victories. George Seifert has the second most consecutive 10-win seasons with eight from 1989-1996 for San Francisco.

### 11 ON 14

Bill Belichick passed Don Shula (13) for most 11 win seasons in NFL history after leading the Patriots to 11 wins in 2016, his 14th 11-win season. Belichick has thirteen 11-win seasons with New England and one with Cleveland.

#### NFL HEAD COACHES WITH THE MOST 11-WIN SEASONS

<b>Bill Belichick</b>	<b>14</b>
Don Shula	13
Tom Landry	10

### A DOZEN TIMES 11

Bill Belichick owns the NFL record among head coaches with 11 seasons of 12 or more wins. He owns the record with seven consecutive 11 win seasons (2010-16). Tony Dungy (2003-08) and Tom Landry (1976-81) are second with six straight 11-win seasons.

#### NFL HEAD COACHES WITH THE MOST 12-WIN SEASONS

Head Coach	Team(s)	12-win Seasons
<b>Bill Belichick</b>	<b>NE</b>	<b>11</b>
Don Shula	BAL, MIA	8
Tony Dungy	IND	6
Tom Landry	DAL	6
Marty Schottenheimer	CLE, KC, SD	5

### FIRST WITH 14 WINS IN 5 SEASONS

Bill Belichick guided the Patriots to an NFL-best 14-2 record in 2016, becoming the first head coach ever to win at least 14 regular-season games in five separate seasons. Only four other coaches — San Francisco's George Seifert (3), Washington's Joe Gibbs (2), Chicago's Mike Ditka (2) and Miami's Don Shula (2) — have more than one 14-win season.

### BELICHICK'S DIVISIONAL SUCCESS

#### HEAD COACHES WITH THE HIGHEST WINNING PERCENTAGE AGAINST DIVISION OPPONENTS (SINCE 1970 - MINIMUM 60 GAMES)

Head Coach	Teams	W-L-T	Win Pct.
Mike McCarthy	Green Bay	48-17-1	.735
George Allen	LA Rams/Washington	42-18-2	.700
Bud Grant	Minnesota	69-31-1	.688
Tom Landry	Dallas	101-46-0	.687
<b>Bill Belichick</b>	<b>Cleveland/New England</b>	<b>93-45-0</b>	<b>.674</b>
Marty Schottenheimer	CLE/KC/SD/WAS	95-51-0	.651

#### THE HEAD COACHES WITH THE MOST WINS AGAINST DIVISION OPPONENTS SINCE 1970

Head Coach	Teams	Wins vs. Div. Opponents
Don Shula	Miami	132
Tom Landry	Dallas	101
Dan Reeves	DEN/NYG/ATL	95
Marty Schottenheimer	CLE/KC/SD/WAS	95
<b>Bill Belichick</b>	<b>CLE/NE</b>	<b>93</b>



# BILL BELICHICK

## NEWS & NOTES

### DIVISION TITLES RECORD

Bill Belichick guided the Patriots to the AFC East title in 2016. His 14 division titles are the most by a head coach since the 1970 merger. Don Shula is second with 11 division titles since the merger. Overall, Belichick's 14 division titles are the most in NFL history among NFL head coaches. Shula and Tom Landry are second with 13 titles.

### BELICHICK'S PATRIOTS RENAISSANCE

Once head coach Bill Belichick implemented his coaching design on the Patriots, his approach has given him the best record of any NFL head coach who has coached over 40 games since 2001 (including the postseason).

#### NFL COACHES' RECORDS SINCE 2001

COACH	TEAM	W	L	T	PCT.
<b>Bill Belichick</b>	<b>New England</b>	<b>223</b>	<b>70</b>	<b>0</b>	<b>.761</b>
Tony Dungy	Tampa Bay/Indianapolis	101	41	0	.711
Jim Harbaugh	San Francisco	49	22	1	.688
Bill Cowher	Pittsburgh	70	35	1	.665
Mike McCarthy	Green Bay	126	70	1	.642
Mike Tomlin	Pittsburgh	113	64	0	.638
Pete Carroll	Seattle	80	48	1	.624
Bruce Arians	Arizona	43	26	1	.621
Mike Martz	St. Louis	46	29	0	.613
Andy Reid	PHIL/KC	170	109	0	.609
John Harbaugh	Baltimore	97	65	0	.599

### ABOVE THE CENTURY MARK

Bill Belichick has an overall record of 265-126. He joins Don Shula and George Halas as the only coaches with 100 more wins than losses.

#### MOST WINS NFL COACHES

HEAD COACH	TEAM(S)	RECORD
Don Shula	BAL, MIA	347-173-6
George Halas	Chicago	324-151-31
<b>Bill Belichick</b>	<b>CLE, NE</b>	<b>265-126-0</b>

### 500+ FOR THREE STRAIGHT YEARS

Bill Belichick is the first head coach in NFL history to lead a team to three straight 500-point seasons (2010-12). The Patriots are the first franchise in NFL history to score 500 or more points in four seasons (2007-589, 2010-518, 2011-513 and 2012-557). St. Louis is the only other team to have done it three times (1999-526, 2000-540, 2001-503).

### 1ST-TIME QBS 6-0 UNDER BELICHICK

Under head coach Bill Belichick, quarterbacks are 6-0 in their first career starts.

QB	Game	Score
Todd Philcox	Cleveland at LA Rams (9/20/93)	28-16 (W)
Eric Zeier	Cleveland at Cincinnati (10/29/95)	29-26 (W)
Tom Brady	Patriots vs. Indianapolis (9/30/01)	44-13 (W)
Matt Cassel	Patriots at NY Jets (9/14/08)	19-10 (W)
Jimmy Garoppolo	Patriots at Arizona (9/11/16)	23-21 (W)
Jacoby Brissett	Patriots vs. Houston (9/22/16)	27-0 (W)

### POSTSEASON PROWESS

#### BEST POSTSEASON RECORDS IN NFL HISTORY (minimum of 10 games)

COACH	TEAM(S)	W	L	PCT.
Vince Lombardi	GB/WAS	9	1	.900
Tom Flores	Oakland	8	3	.727
<b>Bill Belichick</b>	<b>CLE/NE</b>	<b>26</b>	<b>10</b>	<b>.722</b>
Bill Walsh	San Francisco	10	4	.714
Joe Gibbs	Washington	17	7	.708
Jimmy Johnson	DAL/MIA	9	4	.692

#### MOST POSTSEASON GAMES AS A HEAD COACH

HEAD COACH	GAMES
<b>Bill Belichick (Cleveland/New England)</b>	<b>36</b>
Tom Landry (Dallas)	36
Don Shula (Baltimore/Miami)	36

### PLAYOFF SUCCESS

#### MOST PLAYOFF WINS BY AN NFL HEAD COACH

HEAD COACH	TEAM(S)	WINS
<b>Bill Belichick</b>	<b>Cleveland Browns, NE Patriots</b>	<b>26</b>
Tom Landry	Dallas Cowboys	20
Don Shula	Baltimore Colts, Miami Dolphins	19
Joe Gibbs	Washington Redskins	17
Chuck Noll	Pittsburgh Steelers	16

### TEN SB APPEARANCES ARE A RECORD

Super Bowl LI was Bill Belichick's 10th Super Bowl in his career, the most appearances by an NFL coach in history.

#### MOST SUPER BOWL APPEARANCES AS A HEAD COACH OR ASSISTANT

HEAD COACH	SUPER BOWLS
<b>Bill Belichick</b>	<b>10 (seven as a head coach)</b>
Dan Reeves	7 (four as a head coach)
Don Shula	6 (six as head coach)
Tom Landry	5 (five as a head coach)
Chuck Noll	5 (four as a head coach)
Marv Levy	5 (four as a head coach)

### 11 CONFERENCE CHAMPIONSHIP GAMES

Bill Belichick reached his 11th conference championship game as a head coach in 2016, to move past Tom Landry (10) for the most since the 1970 merger.

Head Coach	Conference Championships
<b>Bill Belichick</b>	<b>11</b>
Tom Landry	10
Don Shula	7
Chuck Noll	7
John Madden	6
Bill Cowher	6


### SUPER COMEBACK

Bill Belichick coached the Patriots back from a 25-point deficit to win Super Bowl LI. A comeback of that magnitude is extremely rare. There had been 2,656 games where a team led by 25 points or more in NFL history, including the postseason. Teams are 2,647-7-2, a winning percentage of .997.



# TOM BRADY

## NEWS & NOTES



### CAREER NOTES

Tom Brady has quarterbacked the Patriots to victories in 185 of his 238 career regular season starts, compiling a .777 winning percentage and giving him the best record of any quarterback in the Super Bowl era (since 1966). Brady's 155 career wins in his first 200 starts are the most in NFL history. Peyton Manning is second with 136 wins in his first 200 career starts.

### RECORDING SUCCESS

#### TOP WINNING PERCENTAGE IN SUPER BOWL ERA (Since 1966, Minimum 50 Starts, Regular Season Only)

PLAYER	TEAM(S)	YEARS	W	L	T	PCT.
<b>TOM BRADY</b>	<b>NE</b>	<b>2000-17</b>	<b>185</b>	<b>53</b>	<b>0</b>	<b>.777</b>
Roger Staubach	DAL	1969-79	85	29	0	.746
Joe Montana	SF/KC	1979-94	117	47	0	.713
Russell Wilson	SEA	2012-17	57	25	1	.692

#### ACTIVE QUARTERBACKS WINNING PERCENTAGE

Minimum 32 Starts (two full seasons), Regular Season Only

QUARTERBACK	TEAM(S)	W	L	T	PCT.
<b>TOM BRADY</b>	<b>NE</b>	<b>185</b>	<b>53</b>	<b>0</b>	<b>.777</b>
Russell Wilson	SEA	57	25	1	.692
Ben Roethlisberger	PIT	125	61	0	.672
Aaron Rodgers	GB	92	46	0	.667
Andrew Luck	IND	43	27	0	.614
Matt Ryan	ATL	88	57	0	.607
Joe Flacco	BAL	85	56	0	.603
Andy Dalton	CIN	56	38	2	.594
Alex Smith	SF/KC	82	56	1	.594
Cam Newton	CAR	53	41	1	.563
Drew Brees	SD/NO	132	103	0	.562

#### 11 AFC CHAMPIONSHIP GAME APPEARANCES

The Patriots have reached 11 conference championship games in the Tom Brady - Bill Belichick era (since 2001 with Brady starting at QB). By omitting the season Brady missed due to injury in 2008, the Patriots have made 11 title games in the 15 seasons with Brady as the starter.



### BRADY ALL-TIME LEADER

#### MOST CAREER WINS BY AN NFL QUARTERBACK (REGULAR SEASON AND POSTSEASON)

Quarterback	Teams	Wins
<b>Tom Brady</b>	<b>NE</b>	<b>210 (185 reg. season/25 postseason)</b>
Peyton Manning	IND/DEN	200 (186 reg. season/14 postseason)
Brett Favre	ATL/GB/NYJ/MIN	199 (186 reg. season/13 postseason)
John Elway	DEN	162 (148 reg. season/14 postseason)

#### MOST GAMES OVER .500 (INCLUDING PLAYOFFS)

Games Over .500	Quarterback	W	L	T
<b>148</b>	<b>Tom Brady</b>	<b>210</b>	<b>62</b>	<b>0</b>
108	Peyton Manning	200	92	0

### SIX 30-TD SEASONS

Brady has six 30-touchdown seasons overall. The only other Patriots quarterback to have a 30-touchdown season was Vito "Babe" Parilli in 1964 when he led the AFL with 31. Brady is one of five quarterbacks in NFL history to have 30 or more touchdown passes in at least six seasons and one of six quarterbacks in NFL history with three or more straight seasons with 30 or more touchdowns.

#### MOST SEASONS WITH 30-PLUS TOUCHDOWN PASSES

Brett Favre	9
Peyton Manning	9
Drew Brees	9
<b>TOM BRADY</b>	<b>6</b>
Aaron Rodgers	6
Philip Rivers	5
Dan Marino	4
Tony Romo	4
Eli Manning	3
Kurt Warner	3

#### THREE-PLUS STRAIGHT 30 TOUCHDOWN SEASONS

Drew Brees	9 (2008-2016)
Brett Favre	5 (1994-98)
Peyton Manning	5 (2009-10, 12-14)
<b>TOM BRADY</b>	<b>3 (2010-2012)</b>
Dan Marino	3 (1984-86)
Aaron Rodgers	3 (2014-2016)

### PILING UP THE WINS

Brady is one of three NFL quarterbacks with at least 180 career wins.  
(Regular season only)

RK	NAME	W	L	T	PCT.
1t.	Brett Favre	186	112	0	.624
1t.	Peyton Manning	186	79	0	.702
<b>3.</b>	<b>Tom Brady</b>	<b>185</b>	<b>53</b>	<b>0</b>	<b>.777</b>
4.	John Elway	148	82	1	.643
5.	Dan Marino	147	93	0	.613
6.	Drew Brees	132	103	0	.562
7.	Ben Roethlisberger	125	61	0	.672
8.	Fran Tarkenton	124	109	6	.531
9.	Johnny Unitas	119	64	4	.647
10.	Joe Montana	117	47	0	.713
11.	Eli Manning	108	94	0	.535
12.	Terry Bradshaw	107	51	0	.677
13.	Warren Moon	102	101	0	.510

### FOUR 35-TD SEASONS

Brady, who led the NFL in 2015 with 36 touchdowns, is one of four NFL quarterbacks with at least 35 touchdown passes in four different seasons.

#### QBS WITH THE MOST 35+ PASSING TOUCHDOWNS IN NFL HISTORY

PLAYER	35+ TD SEASONS
<b>Tom Brady</b>	<b>4 (50-2007, 36-2010, 39-2011, 36-2015)</b>
Peyton Manning	4 (49-2004, 37-2012, 55-2013, 39-2014)
Drew Brees	4 (46-2011, 43-2012, 39-2013, 37-2016)
Aaron Rodgers	4 (45-2011, 39-2012, 38-2014, 40-2016)
Brett Favre	3 (38-1995, 39-1996, 35-1997)





# TOM BRADY

## NEWS & NOTES

### BRADY ONE OF 11

#### NFL PLAYERS TO AVG. 250 YARDS PER GAME

PLAYER	TEAM	YARDS/GAME
Drew Brees.....	SD/NO	283.8
Matthew Stafford.....	DET	276.6
Peyton Manning.....	IND/DEN	270.5
Matt Ryan.....	ATL	266.0
<b>Tom Brady.....</b>	<b>NE</b>	<b>261.1</b>
Kurt Warner.....	STL/ARI	260.8
Aaron Rodgers.....	GB	260.6
Philip Rivers.....	LA CHAR.	254.6
Carson Palmer.....	CIN/OAK/ARI	253.9
Dan Marino.....	Miami	253.6
Ben Roethlisberger.....	PITT	253.0

### BRADY AT 4,000

Brady reached 4,000 passing yards for the eighth time in his career in 2015.

#### ALL-TIME 4,000 YARD PASSING SEASONS

14	Peyton Manning
11	Drew Brees
<b>8</b>	<b>Tom Brady</b>
7	Philip Rivers
6	Dan Marino
6	Brett Favre
6	Matt Ryan
6	Aaron Rodgers
6	Carson Palmer, Eli Manning and Matthew Stafford

#### PATRIOTS TOP PASSING YARDS/SEASON

Yards	Player	Year
5,235	Tom Brady	2011
4,827	Tom Brady	2012
4,806	Tom Brady	2007
<b>4,770</b>	<b>Tom Brady</b>	<b>2015</b>
4,555	Drew Bledsoe	1994
4,398	Tom Brady	2009
4,343	Tom Brady	2013
4,110	Tom Brady	2005
4,109	Tom Brady	2014
4,086	Drew Bledsoe	1996

### 27 CAREER 4-TD GAMES

Brady has thrown four or more touchdowns in 27 games - 21 four-TD games, four five-TD games and two six-TD games. The Patriots are 26-1 when Brady throws four or more TD passes. He had two 4-TD games in 2016.

#### MOST GAMES WITH 4+ TOUCHDOWN PASSES

PLAYER	4+ TD GAMES
1. Peyton Manning	35
2. Drew Brees	31
<b>3. Tom Brady</b>	<b>27</b>
4. Brett Favre	23
5. Dan Marino	21
6. Aaron Rodgers	20

#### MOST GAMES WITH 4+ TDS AND NO INTERCEPTIONS

PLAYER	GAMES
<b>Tom Brady</b>	<b>22</b>
Drew Brees	21
Peyton Manning	18
Aaron Rodgers	15
Brett Favre	12

### SIX FOR SIX-PLUS

Brady has thrown six touchdowns in a game two times and is one of eight NFL players to have thrown at least six touchdowns in a game two times. Brady threw six touchdowns at Miami (10/21/07) and vs. Tennessee (10/18/09).

#### NFL PLAYERS WITH AT LEAST TWO 6+TD GAMES

PLAYER	6+ TD GAMES
Peyton Manning	3 (Two 6 TD games and one 7 TD Game)
George Blanda	2 games with 7 touchdowns
Y.A. Tittle	2 (1 game with 7 and 1 with 6 TDs)
Drew Brees	2 (1 game with 7 and 1 with 6 TDs)
<b>Tom Brady</b>	<b>2 games with 6 touchdowns</b>
Charley Johnson	2 games with 6 touchdowns
Ben Roethlisberger	2 games with 6 touchdowns
Aaron Rodgers	2 games with 6 touchdowns



## 60,000 YARDS

Tom Brady (62,674) became the fifth NFL player to reach 60,000 passing yards and is fourth all-time on the NFL's passing list.

Player	Passing yards
1. Peyton Manning	71,940
2. Brett Favre	71,838
3. Drew Brees	66,978
<b>4. Tom Brady</b>	<b>62,674</b>
5. Dan Marino	61,361
6. John Elway	51,475
7. Warren Moon	49,325
8. Eli Manning	49,039
9. Ben Roethlisberger	47,555
10. Fran Tarkenton	47,003

### A GOOD RATIO

Brady ranks first in touchdown-to-interception ratio among quarterbacks with 400 career TD passes. He ranks third in TD-to-INT ratio overall, behind only Aaron Rodgers and Russell Wilson.

#### BRADY TOPS 400 CLUB IN TD/INT RATIO

##### NFL All-Time Rank in Parentheses

Player	Touchdowns	Interceptions	Ratio
<b>Tom Brady</b>	<b>464 (4)</b>	<b>152 (57)</b>	<b>3.05 (2)</b>
Peyton Manning	539 (1)	251 (9)	2.15 (7)
Drew Brees	471 (3)	220 (18t)	2.14 (8)
Dan Marino	420 (5)	252 (8)	1.67 (26)
Brett Favre	508 (2)	336 (1)	1.51 (34)

### 400-TD CLUB

Tom Brady is one of five NFL players with at least 400 career touchdowns.

#### MOST CAREER TOUCHDOWN PASSES (regular season only) Bold active players

RANK	NAME	TOUCHDOWNS
1.	Peyton Manning	539
2.	Brett Favre	508
3.	Drew Brees	471
<b>4.</b>	<b>Tom Brady</b>	<b>464</b>
5.	Dan Marino	420
6.	Fran Tarkenton	342
7.	Eli Manning	324
8.	Philip Rivers	318
9.	Ben Roethlisberger	306
10.	Aaron Rodgers	303
11..	John Elway	300

### ONE OF THREE WITH 500 TOTAL TDS; HAS RECORD FOR TD PASSES WITH ONE TEAM

Brady is third in NFL history in all-time touchdown passes (regular season and playoffs) and ranks first for most touchdowns with one team.

#### ALL-TIME TOUCHDOWN PASS LEADERS (INCLUDING PLAYOFFS)

Player	Years	Team(s)	Total TD	Reg. Season	Playoffs
Peyton Manning	1998-Present	IND/DEN	579	539	40
Brett Favre	1991-2010	ATL/GB/NYJ/MIN	552	508	44
<b>Tom Brady</b>	<b>2000-Present</b>	<b>NE</b>	<b>527</b>	<b>464</b>	<b>63</b>
Drew Brees	2001-present	SD/NO	495	471	24
Dan Marino	1983-1999	MIA	452	420	32
Fran Tarkenton	1961-1978	MIN/NYG	353	342	11
Eli Manning	2004-present	NYG	342	324	18
Aaron Rodgers	2005-present	GB	339	303	36
Roethlisberger	2004-present	PITT	331	306	25

#### MOST TOUCHDOWN PASSES WITH ONE TEAM (INCLUDING PLAYOFFS)

Player	Years	Team(s)	Total TD	Reg. Season	Playoffs
<b>Tom Brady</b>	<b>2000-Present</b>	<b>NE</b>	<b>527</b>	<b>464</b>	<b>63</b>
Brett Favre	1992-2007	GB	481	442	39
Dan Marino	1983-1999	MIA	452	420	32
Peyton Manning	1998-2010	IND	428	399	29



# TOM BRADY

## NEWS & NOTES

### ECLIPSING 3K

Brady (3,554) once again reached 3,000 yards in 2016 for his 14th 3,000-yard season.

#### NFL RECORD FOR MOST 3,000-YARD SEASONS

18	Brett Favre
16	Peyton Manning
14	<b>Tom Brady</b>
14	Drew Brees
13	Dan Marino
12	John Elway
12	Eli Manning

### FRANCHISE LEADING PASSER

#### PATRIOTS ALL-TIME LEADING PASSERS

PLAYER	YEARS	ATT	COMP	YARDS
<b>Tom Brady</b>	<b>2000-17</b>	<b>8,334</b>	<b>5,315</b>	<b>62,674</b>
Drew Bledsoe	1993-01	4,518	2,544	29,657
Steve Grogan	1975-90	3,593	1,879	26,886

### NFL FRANCHISE WINS LEADER

Tom Brady has 185 career regular season wins with the Patriots, the most by a starting quarterback with one team. Brady made his 208th career start against Pittsburgh (9/10/15) when he won his 161st game. It took Brett Favre 253 starts to reach 160 wins with Green Bay.

#### MOST WINS AS A STARTING QUARTERBACK FOR ONE TEAM

Player	Wins	Team
<b>Tom Brady</b>	<b>185</b>	<b>New England</b>
Brett Favre	160	Green Bay
John Elway	148	Denver
Dan Marino	147	Miami
Peyton Manning	141	Indianapolis

### BRADY NEARING MARK FOR WINS OVERALL

Tom Brady has the most wins by an NFL quarterback with 210 overall career wins. His 210 wins are tied with Gary Anderson for the fourth most among all players.

#### MOST WINS BY AN NFL PLAYER (INCLUDING POSTSEASON GAMES)

Player	Wins
Adam Vinatieri	222
George Blanda	218
Jerry Rice	211
<b>Tom Brady</b>	<b>210</b>
Gary Anderson	210
Peyton Manning	201
Brett Favre	201
Morten Andersen	194

### BRADY 300-YARD GAMES

Brady has 78 NFL games with 300 or more yards passing and the Patriots are 65-13 in those games. He is one of three players with seventy 300-yard games.

#### NFL QUARTERBACK 300-YARD GAMES (\* ACTIVE)

PLAYER	300-YARD GAMES
Drew Brees*	107
Peyton Manning	93
<b>Tom Brady*</b>	<b>78</b>
Dan Marino	63
Brett Favre	62
Kurt Warner	52
Philip Rivers*	52

Brady had a career-best eleven 300-yard games in the 2011 season, tied for third in NFL history behind Drew Brees (13 in 2011) and Peyton Manning (12 in 2013). He had seven 300-yard games in 2015.

#### TOP QB HOME STARTING RECORDS (MIN. 75 STARTS) SINCE 1970 MERGER (INCLUDES POSTSEASON)

PLAYER	TEAM(S)	W	L	T	PCT.
<b>Tom Brady</b>	<b>NE</b>	<b>119</b>	<b>20</b>	<b>0</b>	<b>.857</b>
Terry Bradshaw	PIT	75	14	0	.843
John Elway	DEN	104	25	0	.806

### 41 GAME-WINNING DRIVES

Brady has 41 game-winning drives in the fourth quarter or overtime in the regular season.

#### MOST GAME WINNING DRIVES IN THE FOURTH QUARTER OR OVERTIME

(Regular Season since 1970)

PLAYER	TEAMS	4TH QTR GAME-WINNING DRIVES
1. Peyton Manning	IND/DEN	54
2. Dan Marino	Miami	47
3. Brett Favre	GB/NYJ/MIN	43
<b>4t. Tom Brady</b>	<b>New England</b>	<b>41</b>
4t. John Elway	Denver	40
6. Drew Brees	SD/NO	38
7. Warren Moon	HOU/MIN/SEA/KC	35

### BRADY'S COMEBACKS

Brady has engineered 52 career game winning performances to lead his team to a victory from a fourth quarter deficit or tie.

DATE	OPP.	SCORE	TIME REMAINING		PASSING STATISTICS						
			IN REG.	ATT	CMP	YDS	TD	INT	FINAL		
09/24/17	HOU	28-33	2:24	7	5	93	1	0	36-33		
02/05/17	ATL**	9-28	15:00	27	21	246	1	0 (ot)	34-28		
11/27/16	at NYJ	13-17	10:17	15	10	132	1	0	22-17		
11/15/15	at NYG	17-23	15:00	18	11	193	1	1	27-26		
10/25/15	NYJ	16-17	15:00	17	14	150	2	0	30-23		
02/01/15	SEA**	14-24	15:00	15	13	124	2	0	28-24		
01/10/15	BAL*	28-28	15:00	8	9	72	1	0	35-31		
12/21/14	at NYJ	10-13	15:00	6	3	26	0	1	17-13		
12/07/14	at SD	13-14	15:00	8	7	112	1	0	23-14		
12/08/13	CLE	3-19	15:00	20	16	142	2	0	27-26		
12/01/13	at HOU	21-24	15:00	12	8	87	0	0	34-31		
11/24/13	DEN	21-24	15:00	19	12	100	1	0 (ot)	34-31		
10/13/13	NO	23-27	1:13	5	7	70	1	0	30-27		
09/08/13	at BUF	20-21	4:31	7	7	36	0	0	23-21		
10/21/12	NYJ	23-26	1:37	9	13	95	0	0 (ot)	29-26		
09/30/12	at BUF	21-21	15:00	7	4	78	2	0	52-28		
01/22/12	BAL*	16-20	15:00	6	3	20	0	1	23-20		
12/24/11	MIA	17-17	15:00	11	8	120	0	0	27-24		
10/16/11	DAL	13-16	5:13	9	11	87	1	0	20-16		
12/19/10	GB	21-27	13:49	6	5	82	1	0	31-27		
11/25/10	at DET	24-24	15:00	5	5	86	2	0	45-24		
10/17/10	BAL	10-20	14:53	24	16	156	1	1 (ot)	23-20		
09/14/09	BUF	13-24	5:32	13	11	112	2	0	25-24		
12/29/07	at NYG	23-28	15:00	12	8	130	1	0	38-35		
12/03/07	at BAL	17-24	14:25	17	7	113	1	0	27-24		
11/25/07	PHI	24-28	15:00	16	11	109	0	0	31-28		
11/04/07	at IND	10-20	9:42	10	8	144	2	0	24-20		
01/14/07	at SD*	13-21	8:35	14	9	122	1	1	24-21		
12/03/06	DET	13-21	13:07	15	14	101	0	0	28-21		
11/26/06	CHI	10-10	14:46	7	6	98	1	0	17-13		
09/10/06	BUF	14-17	15:00	6	3	58	0	1	19-17		
11/13/05	at MIA	15-16	2:53	2	2	76	1	0	23-16		
10/30/05	BUF	7-16	10:07	4	4	69	0	0	21-16		
10/09/05	at ATL	28-28	3:52	2	2	17	0	0	31-28		
09/25/05	at PIT	10-13	14:19	12	12	167	0	0	23-20		
02/06/05	PHI**	14-14	15:00	4	2	33	0	0	24-21		
10/03/04	at BUF	17-17	15:00	4	2	8	1	0	31-17		
02/01/04	CAR**	29-29	1:08	5	4	47	0	0	32-29		
01/10/04	TEN*	14-14	15:00	11	6	27	0	0	17-14		
11/30/03	at IND	31-31	10:21	6	3	31	1	0	38-34		
11/23/03	at HST	13-20	3:11	14	10	133	1	0 (ot)	23-20		
11/03/03	at DEN	23-26	2:51	4	5	58	1	0	30-26		
10/19/03	at MIA	13-13	15:00	10	7	147	1	0 (ot)	19-13		
10/05/03	TEN	24-27	4:40	1	1	15	0	0	38-30		
12/29/02	MIA	13-24	4:59	13	8	69	1	0 (ot)	27-24		
11/10/02	at CHI	19-30	5:16	14	9	116	2	0	33-30		
09/22/02	KC	38-38	0:00	5	4	46	0	0 (ot)	41-38		
02/03/02	STL**	17-17	1:21	8	5	53	0	0	20-17		
01/19/02	OAK*	3-13	15:00	27	20	138	0	0 (ot)	16-13		
12/16/01	at BUF	6-9	5:57	13	9	116	0	0 (ot)	12-9		
12/02/01	at NYJ	14-16	15:00	7	6	56	0	0	17-16		
10/14/01	SD	16-26	8:48	18	13	130	1	0 (ot)	29-26		

^Statistics are from the time noted until the end of the game \* Divisional Playoffs \*\* Super Bowl





# TOM BRADY

## NEWS & NOTES

### LATE GAME WINNER

Brady now has eight career games in which he threw a game-winning touchdown pass in the final minute of the game to turn a Patriots deficit into a Patriots win.

**11/10/02 at Chicago\* W 33-30**

The Patriots trailed 30-25 when Brady threw a 20-yard touchdown to David Patten with 21 seconds left to give the Patriots a 33-30 win.

\*-Champaign, Ill.

**11/3/03 at Denver W 30-26**

The Patriots trailed 26-23 when Brady threw an 18-yard touchdown to David Givens with 30 seconds left to give the Patriots a 30-26 win.

**12/3/07 at Baltimore W 27-24**

The Patriots trailed 24-20 when Brady threw an 8-yard touchdown to Jabar Gaffney with 44 seconds left to give the Patriots a 27-24 win.

**9/14/09 vs. Buffalo W 25-24**

The Patriots trailed 24-19 when Brady threw a 16-yard touchdown to Ben Watson with 50 seconds left to give the Patriots a 25-24 win.

**10/16/11 vs. Dallas W 20-16**

The Patriots trailed 16-13 when Brady threw an 8-yard touchdown pass to Aaron Hernandez with 22 seconds left to give the Patriots a 20-16 win.

**10/13/13 vs. New Orleans W 30-27**

The Patriots trailed 27-23 when Brady threw a 17-yard touchdown pass to Kenbrell Thompson with five seconds left to give the Patriots a 30-27 win.

**12/08/13 vs. Cleveland W 27-26**

The Patriots trailed 26-21 when Brady threw a 1-yard touchdown pass to Danny Amendola with 31 seconds left to give the Patriots a 27-26 win.

**09/24/17 vs. Houston W 36-33**

The Patriots trailed 33-28 with 2:24 to play when Brady threw a 25-yard touchdown pass to WR Brandin Cooks with 23 seconds to play give the Patriots the lead and then added a two-point play to Cooks for a 36-33 victory.

### 53 - THREE TD; NO INT

Tom Brady had his 53rd game with at least three touchdowns and no interceptions in the win vs. Houston (09/24/17) The Patriots are 51-2 (.962) in such games.

**PLAYER MOST GAMES WITH 3+ TD PASSES AND 0 INT.**

<b>Tom Brady</b>	<b>53</b>
Peyton Manning	51
Drew Brees	42
Aaron Rodgers	39
Brett Favre	36

### TOM BRADY'S RECORD AS A STARTER

	REG. SEASON	PLAYOFFS	TOTAL
<b>Overall</b>	<b>185-53</b>	<b>25-9</b>	<b>210-62</b>
Home:.....	102-17	17-3	119-20
Road:.....	83-36	8-6*	91-42
<b>By Yardage Total</b>			
Less than 200:.....	36-16	4-1	40-17
200-299:.....	84-24	12-5	96-29
300 or more:.....	65-13	9-3	74-16
<b>Other Records</b>			
On Artificial Turf:.....	116-18	14-5	130-23
Temp Below 40:.....	38-6	13-2	51-8
Thanksgiving or later:.....	69-17	25-9	94-26
Leading at Halftime:.....	144-17	17-4	161-21
Leading after 3 Qtrs:.....	154-10	16-3	170-13
Overtime:.....	9-4	2-0	11-4
Passer rating >100.0:.....	106-6	12-0	118-6

\*-Includes seven Super Bowls at neutral sites

### 12-WIN SEASONS

Since entering the NFL in 2000, Tom Brady's teams have reached 12 regular-season wins in 11 different seasons, tied with Peyton Manning for the most. **STARTING QB'S WITH THE MOST 12-WIN REGULAR SEASONS IN NFL HISTORY**

PLAYER	SEASONS
<b>Tom Brady</b>	<b>11</b>
Peyton Manning	11
Brett Favre	6
John Elway	4
Jim Kelly	4

### RECORD TITLE HOLDER

Tom Brady earned his NFL record 14th division championship in 2016.

QUARTERBACK	CAREER DIVISION TITLES
<b>Tom Brady</b>	<b>14</b>
Peyton Manning	12
Joe Montana	9

### MOST WINS IN 200 STARTS

Brady had 155 career regular season wins in his first 200 regular-season starts (.775 win pct.). Peyton Manning is second with 136 victories in his first 200 starts.

**MOST WINS BY A STARTING QB THROUGH 200 REGULAR SEASON STARTS**

Quarterback	Wins Through 200 Starts
<b>Tom Brady</b>	<b>155</b>
Peyton Manning	136
Dan Marino	125
John Elway	124

### FOURTH TO REACH 5,000 COMPLETIONS

Tom Brady now has the fourth-most completions by an NFL quarterback,

**MOST PASS COMPLETIONS IN NFL HISTORY**

1. Brett Favre	6,300
2. Peyton Manning	6,125
3. Drew Brees	5,912
<b>4. Tom Brady</b>	<b>5,315</b>
5. Dan Marino	4,967
6. Eli Manning	4,158
7. John Elway	4,123

### THIRD-BEST QB RATING

PLAYER	YEARS	TEAM	RATING
Aaron Rodgers	2005-17	Green Bay	103.8
Russell Wilson	2012-17	Seattle	99.2
<b>Tom Brady</b>	<b>2000-17</b>	<b>New England</b>	<b>97.5</b>
Tony Romo	2004-16	Dallas	97.1
Steve Young	1985-99	TB/SF	96.8
Peyton Manning	1998-15	IND/DEN	96.5
Drew Brees	2001-17	SD/NO	96.5
Philip Rivers	2004-17	LA Chargers	94.9



# TOM BRADY

## NEWS & NOTES

### MOST TD THROWS COACH/QB TANDEM

Tom Brady has thrown 464 career touchdowns under head coach Bill Belichick, the most touchdowns among any head coach/starting quarterback tandem.

#### MOST TDS/QB TANDEMS (Regular Season Only)

Quarterback/Head Coach	Team	Touchdowns
<b>Tom Brady/Bill Belichick</b>	<b>NE</b>	<b>464</b>
Dan Marino/Don Shula	MIA	352
Drew Brees/Sean Payton	NO	348
Aaron Rodgers/Mike McCarthy	GB	303

### BRADY UNDEFEATED AGAINST 7

Brady is undefeated against seven teams – Atlanta (4-0), Chicago (4-0), Dallas (4-0), Detroit (4-0), Jacksonville (5-0), Minnesota (4-0) and Tampa Bay (3-0). Brady is most successful against Buffalo, with a 26-3 career record and the non-divisional team he has beaten the most is Indianapolis (9-3).

### NO PLACE LIKE HOME

Tom Brady made his 100th career home start against Chicago on Oct. 26, 2014. The win over Chicago gave Brady an 87-13 home record in his first 100 home starts, the best in NFL history since the merger for a quarterback with at least 50 starts.

#### BEST HOME REGULAR SEASON STARTING RECORDS (MINIMUM 40 STARTS)

Player	Record
<b>Tom Brady</b>	<b>102-17 (.857)</b>
Terry Bradshaw	67-12 (.848)
Roger Staubach	49-10 (.831)
John Elway	95-23 (.805)
Aaron Rodgers	55-14 (.797)
Joe Flacco	54-16 (.771)

#### BEST HOME REGULAR SEASON STARTING RECORD IN FIRST 100 STARTS

Player	Record
<b>Tom Brady</b>	<b>87-13 (.870)</b>
Brett Favre	82-18 (.820)
John Elway	77-23 (.770)
Peyton Manning	74-26 (.740)

### WINNINGEST COACH/QB TANDEM

Bill Belichick and Tom Brady have the best winning percentage and most wins for a head coach/starting quarterback tandem since the 1970 merger.

#### WINNINGEST COACH/QB TANDEMS SINCE 1970 (Regular Season Only – by winning percentage)

Quarterback/Head Coach	Team	W	L	T	Pct.
<b>Tom Brady/Bill Belichick</b>	<b>NE</b>	<b>185</b>	<b>53</b>	<b>0</b>	<b>.777</b>
Peyton Manning/Tony Dungy	IND	85	27	0	.759
Ken Stabler/John Madden	OAK	60	19	1	.756
Jim McMahon/Mike Ditka	CHI	46	15	0	.754

#### WINNINGEST COACH/QB TANDEMS SINCE 1970 (Regular Season Only – by victories)

Quarterback/Head Coach	Team	W	L	T	Pct.
<b>Tom Brady/Bill Belichick</b>	<b>NE</b>	<b>185</b>	<b>53</b>	<b>0</b>	<b>.777</b>
Terry Bradshaw/Chuck Noll	PIT	107	51	0	.677
Dan Marino/Don Shula	MIA	116	68	0	.630

#### WINNINGEST COACH/QB TANDEMS (Notable Combinations)

Quarterback/Head Coach	Wins	Playoff Apps	NFL Titles
<b>Tom Brady/Bill Belichick</b>	<b>184</b>	<b>14</b>	<b>5</b>
Dan Marino/Don Shula	116	7	0
Terry Bradshaw/Chuck Noll	107	10	4
Roger Staubach/Tom Landry	85	10	2
Bart Starr/Vince Lombardi	77	6	5
Joe Montana/Bill Walsh	75	7	3

### BRADY EXTENDS DIV. TITLE MARK

Tom Brady extended his NFL record by leading the Patriots to their eighth straight division title in 2016.

#### NFL RECORD FOR MOST CONSECUTIVE DIVISION TITLES BY A STARTING QB

Player	Team	Consecutive Division Titles
<b>Tom Brady</b>	<b>Patriots</b>	<b>8 (2009-2016)</b>
Terry Bradshaw	Steelers	6 (1974-1979)
Fran Tarkenton	Vikings	6 (1973-1978)

#### NFL RECORD FOR MOST DIVISION TITLES

Player	Career Division Titles
<b>Tom Brady</b>	<b>14</b>
Peyton Manning	12
Joe Montana	9
Brett Favre	8
Terry Bradshaw	7
John Elway	7

### FRIENDLY CONFINES

Brady is 52-2 at home against the AFC since 2007. His only losses at home against AFC opponents since 2007 was the season finale in 2014 when the Patriots lost to Buffalo, 17-9, on Dec. 28, 2014 and the 2017 season-opener. Since 2007, Brady is 65-7 overall at home in the regular season. That is more wins than four teams have (home and away) combined during that span.

Oakland – 62  
Jacksonville – 55  
Cleveland – 48  
Los Angeles Rams – 48

### MOST STARTS UNDER ONE HC

Tom Brady made his 185th career start at Carolina on Nov. 18, 2013, all under Bill Belichick. It is the most starts by a quarterback under one head coach in NFL history. Brady surpassed Dan Marino, who had 184 career starts under head coach Don Shula. Brady now has 238 career starts under Belichick.

### 15 GAMES WITH 300 YARDS, 4 TDS & 0 INTS

Tom Brady had his 15th NFL game with 300 yards, four touchdowns and no interceptions vs. Houston (9/24/17), second in NFL history to the 18 such games by Drew Brees.

### NFL RECORD FOR ATTEMPTS BETWEEN INTS

Tom Brady attempted 358 consecutive regular-season passes without an interception, a streak spanning from Oct. 17, 2010-Sept. 1, 2011. Brady eclipsed Bernie Kosar's record on Dec. 26, 2010 at Buffalo.

#### MOST CONSECUTIVE PASS ATTEMPTS WITHOUT AN INTERCEPTION

358	Tom Brady (Patriots)	2010-11
312	Alex Smith (Kansas City)	2015
308	Bernie Kosar (Cleveland)	1990-91
305	Drew Brees (New Orleans)	2015-16
294	Bart Starr (Green Bay)	1964-65
279	Jeff George (IND/ATL)	1993-94
277	Rich Gannon (Oakland)	2001
272	Matt Ryan (Atlanta)	2011-12

### FIRST IN DISTINCT HONOR

Tom Brady earned his NFL-record 28th Player of the Week honor when he was named AFC Player of the Week for his performance in the Patriots' 36-20 win at New Orleans (9/17/17) after a 447, 3-TD game. Brady was named Offensive Player of the Month for October in 2016. It is his 9th Player of the Month award, surpassing Peyton Manning (8) for the most in NFL history.

#### CAREER PLAYER OF THE WEEK AWARDS

Player	Career	Team	POW Awards
<b>Tom Brady</b>	<b>2000-present</b>	<b>Patriots</b>	<b>28</b>
Peyton Manning	1998-present	Colts/Broncos	27
Dan Marino	1983-1999	Dolphins	18
Brett Favre	1991-2010	Packers, Jets, Vikings	16
John Elway	1983-1998	Broncos	15



# TOM BRADY

## NEWS & NOTES

### BEST TD/INT RATIO IN NFL HISTORY

Tom Brady threw 28 touchdown passes and just two interceptions in 2016 for an NFL-best TD/INT ratio of 14.0.

(MINIMUM OF 20 TOUCHDOWNS)

PLAYER	TD/INT	RATIO
<b>Tom Brady (NE-2016)</b>	<b>28/2</b>	<b>14.00</b>
Nick Foles (Philadelphia-2013)	27/2	13.50
Tom Brady (NE-2010)	36/4	9.00
Aaron Rodgers (GB-2014)	38/5	7.60
Aaron Rodgers (GB-2011)	45/6	7.50
Tom Brady (NE-2007)	50/8	6.25

### MOST GAMES PLAYED AS A PATRIOT

Tom Brady passed Bruce Armstrong at Dallas (10/11/15) with his 213th game played in a Patriot uniform.

Player	Games Played
<b>Tom Brady</b>	<b>240</b>
Bruce Armstrong	212
Julius Adams	206

### SECOND PATRIOT WITH 200 STARTS

Tom Brady (238) is the second New England Patriots player to start in at least 200 games. Patriots Hall of Fame OL Bruce Armstrong started in 212 games during his career.

### 200-PLUS STARTS

Tom Brady is one of ten NFL quarterbacks with at least 200 career starts in the regular season.

#### MOST NFL STARTS BY AN NFL QUARTERBACK

Player	Starts
Brett Favre	298
Peyton Manning	265
Dan Marino	240
Fran Tarkenton	239
<b>Tom Brady</b>	<b>238</b>
Drew Brees	235
John Elway	231
Vinny Testaverde	214
Warren Moon	203
Eli Manning	202

### ELITE COMPANY

Tom Brady (238 starts in the regular season and 34 postseason starts) and Pro Football Hall of Famer Jerry Rice (284 regular season starts and 29 postseason starts) are the only NFL players with at least 200 regular-season starts and at least 25 postseason starts.

### MOST VALUABLE PLAYERS

#### MOST ASSOCIATED PRESS NFL MVP AWARDS

Peyton Manning 5  
Brett Favre 3

#### Tom Brady 2\* (2007 and 2010)

Joe Montana 2  
Aaron Rodgers 2\*  
Johnny Unitas 2  
Kurt Warner 2  
Steve Young 2

\*Active

### BRADY BEATS BUFFALO

Tom Brady owns a 26-3 record against the Buffalo Bills. He has more wins against Buffalo than any other NFL team. The New York Jets are second with 23 wins on Brady's list. Brady's 26 wins against Buffalo are the tied with Brett Favre (26 wins against Detroit) for the most against a single opponent.

#### MOST WINS BY A STARTING QUARTERBACK AGAINST AN OPPONENT (REGULAR SEASON)

Player	Wins
<b>Tom Brady</b>	<b>26 wins against Buffalo</b>
Brett Favre	26 wins against Detroit
<b>Tom Brady</b>	<b>23 wins against New York Jets</b>
Brett Favre	23 wins against Chicago
Dan Marino	22 wins against Indianapolis

### 40 YEAR-OLD QUARTERBACKS

Tom Brady joined just 12 other quarterbacks since the 1970 merger to start an NFL game past the age of 40. The oldest player to attempt a pass in a game was George Blanda at age 48 as a member of the Oakland Raiders in the final game of his career on Dec. 21, 1975. Blanda finished with one completion on three attempts for 11 yards. Brady is the fourth Patriots player to play at 40, joining Doug Flutie (43-2005), Vinny Testaverde (43-2006) and Junior Seau (40-2009).

#### 40 YEAR OLDS TO START AT QB SINCE 1970

Player	Age at Last Start	Date of Last Start
Steve DeBerg/ATL	44 years, 9 mos.	10/25/1998 at NYJ
Warren Moon/KC	44 years, 0 mos.	11/26/2000 at SD
Vinny Testaverde/CAR	44 years, 0 mos.	12/9/2007 at JAX
Doug Flutie/SD	42 years, 2 mos.	1/2/2005 vs. KC
Earl Morrall/MIA	41 years, 6 mos.	12/1/1975 vs. NE
Brett Favre/MIN	41 years, 2 mos.	12/20/2010 vs. CHI
Len Dawson/KC	40 years, 5 mos.	12/7/1975 vs. SD
Vince Evans/OAK	40 years, 5 mos.	12/3/1995 vs. KC
Johnny Unitas/SD	40 years, 5 mos.	10/7/1973 at PIT
Matt Hasselbeck/IND	40 years, 3 mos.	12/27/2015 at MIA
Sonny Jurgensen/WAS	40 years, 3 mos.	12/15/1974 vs. CHI
Brad Johnson/DAL	40 years, 1 mos.	11/2/2008 at NYG

In NFL history, 13 other QBs aged 40+ have started at least 1 game.

#### STARTING QUARTERBACKS AT AGE 40-OR-OLDER NFL HISTORY

Player	W-L	TD-INT	Rating
Sonny Jurgensen	3-1	11-5	94.5
Brett Favre	13-12	36-25	90.2
Len Dawson	1-4	5-4	90.0
Matt Hasselbeck	5-3	9-5	84.0
Warren Moon	11-14	37-25	80.4
Doug Flutie	3-3	10-4	80.4
Steve DeBerg	0-1	3-1	80.4
Earl Morrall	2-0	6-6	74.2
Vinny Testaverde	8-17	24-32	72.3
Vince Evans	1-2	6-8	71.5
Charlie Conerly	2-1	7-6	61.8
Johnny Unitas	1-3	3-7	40.0
Brad Johnson	1-2	2-5	50.5



### BRADY HAS LOW INTERCEPTION PCT.

Tom Brady threw just two interceptions in 432 pass attempts in 2016 for an int PCT of 0.46, fourth best ever in a single season.

#### NFL INTERCEPTION PERCENTAGE (150 MIN ATTEMPTS)

Rank	Player	Int. Pct.
1.	Brian Hoyer (CHI) 2016 (200-0)	0.00
2.	Damon Huard (KC) 2006 (244-1)	0.41
3.	Josh McCown (CHI) 2013 (224-1)	0.45
4.	<b>Tom Brady (NE) 2016 (432-2)</b>	<b>0.46</b>
5.	David Garrard (JAC) 2005 (168-1)	0.60
6.	Nick Foles (PHI) 2013 (317-2)	0.63
7.	Joe Ferguson (BUF) 1976 (151-1)	0.66
8.	Sam Bradford (MIN) 2016 (519-4)	0.77
9.	<b>Tom Brady (NE) 2010 (492-4)</b>	<b>0.81</b>
10.	Dak Prescott (DAL) 2016 (459-4)	0.87
11t.	Steve DeBerg (KC) 1990 (444-4)	0.90
11t.	Sam Bradford (MIN) 2016 (552-5)	0.90

### BRADY AT 4,000 YARDS

Brady owns eight of the 10 4,000-yard passing seasons in Patriots history.

#### PATRIOTS TOP PASSING YARDS/SEASON

YARDS	PLAYER	YEAR
5,235	Tom Brady	2011
4,827	Tom Brady	2012
4,806	Tom Brady	2007
4,770	Tom Brady	2015
4,555	Drew Bledsoe	1994
4,398	Tom Brady	2009
4,343	Tom Brady	2013
4,110	Tom Brady	2005
4,109	Tom Brady	2014
4,086	Drew Bledsoe	1996



# TOM BRADY

## NEWS & NOTES

### BRADY WINS TOUCHDOWN CROWN

Tom Brady finished the 2015 season with an NFL-leading 36 touchdowns. Brady has led the league in touchdown passes four times in his career (2002-28 tds, 2007-50 tds, 2010-36-tds and 2015-36-tds) and ties Drew Brees, Len Dawson, Brett Favre, Peyton Manning, Johnny Unitas and Steve Young for the most seasons leading the league in touchdown passes with four.

### CAREER HIGH COMPLETIONS

Tom Brady set a career high in completions in 2015 with 402. Brady's previous best was 401 completions in 2011 and 2012. Brady (3) joins Drew Brees (9), Matt Ryan (4) and Peyton Manning (3) for the most seasons with 400 completions.



### BRADY THROWS FOR SECOND-HIGHEST TOTAL

Tom Brady threw for 466 yards at Buffalo (9/20/15), the second-highest single-game mark of his career and the most ever against Buffalo, eclipsing the 464 yards by George Blanda in 1961.

#### MOST PASSING YARDS IN A GAME IN PATRIOTS HISTORY

Player	Date	Opp	Att	Cmp	Yds	TD	Int
Tom Brady	9/12/11	MIA	48	32	517	4	1
Tom Brady	9/20/15	BUF	59	38	466	3	0
Tom Brady	9/17/17	NO	39	30	447	3	0
Tom Brady	12/16/12	SF	65	36	443	1	2
Tom Brady	11/03/13	PITT	33	23	432	4	0
Drew Bledsoe	11/13/94	MIN	70	45	426	3	0
Drew Bledsoe	11/23/98	MIA	54	28	423	2	2
Tom Brady	9/18/11	SD	40	31	423	3	0

### 50-YARD DOUBLE DOWN

Brady has thrown at least two 50-yard passes in the same game 11 times in his career. His career best came in 2009 with three 50-yard strikes in one game.

#### BRADY'S GAMES WITH AT LEAST TWO 50-YARD PASSES

10/9/05 @ Atlanta

- 55t (3Q) Bethel Johnson
- 51 (1Q) Deion Branch

1/14/06 @ Denver \*AFC Divisional Playoff Round

- 73 (4Q) Deion Branch
- 51 (2Q) Andre' Davis

12/31/06 @ Tennessee

- 62t (3Q) Reche Caldwell
- 52 (1Q) Corey Dillon

12/9/07 vs. Pittsburgh

- 63t (2Q) Randy Moss
- 56t (3Q) Jabar Gaffney >Flea-flicker w/R. Moss

11/15/09 @ Indianapolis

- 63t (2Q) Randy Moss
- 55 (1Q) Randy Moss

12/06/09 @ Miami

- 58t (1Q) Randy Moss
- 58 (2Q) Wes Welker
- 81t (3Q) Sam Aiken

11/22/12 @ NY Jets

- 83t (2Q) Shane Vereen
- 56t (2Q) Julian Edelman

11/03/13 vs. Pittsburgh

- 57 (2Q) Danny Amendola
- 81t (4Q) Aaron Dobson

11/15/15 at New York Giants

- 76t (4Q) Rob Gronkowski
- 54 (4Q) Brandon LaFell

10/30/16 at Buffalo

- 53t (1Q) Chris Hogan
- 53t (2Q) Rob Gronkowski

12/04/16 vs. Baltimore

- 61 (2Q) James White
- 79t (4Q) Chris Hogan

### PASSING YARD PACE

Tom Brady owns one of the nine 5,000-yard passing seasons in NFL history.

#### MOST PASSING YARDS IN A SEASON

Player	Yards
Peyton Manning (2013)	5,477
Drew Brees (2011)	5,476
<b>Tom Brady (2011)</b>	<b>5,235</b>
Drew Brees (2016)	5,208
Drew Brees (2012)	5,177
Drew Brees (2013)	5,162
Dan Marino (1984)	5,084
Drew Brees (2008)	5,069
Matthew Stafford (2011)	5,038

### SPREADING THE WEALTH

Brady completed passes to 10 different receivers in the win at Buffalo (10/12/14). It was the 10th time in his career he has completed passes to 10 different receivers in a game and the first time since 12/8/13 vs. Cleveland.

### BRADY TD PASS RATE

Tom Brady threw for 50 touchdown passes in 2007.

#### QUARTERBACKS WITH 40 OR MORE TOUCHDOWN PASSES IN A SEASON

Player	Touchdown Passes
Peyton Manning (2013)	55
<b>Tom Brady (2007)</b>	<b>50</b>
Peyton Manning (2004)	49
Dan Marino (1984)	48
Drew Brees (2011)	46
Aaron Rodgers (2011)	45
Dan Marino (1986)	44
Drew Brees (2012)	43
Matthew Stafford (2011)	41
Kurt Warner (1999)	41
Aaron Rodgers (2016)	40
Andrew Luck (2014)	40

### THE BRADY SIX

Tom Brady was the seventh quarterback selected in the 2000 NFL Draft

#### QUARTERBACKS TAKEN IN THE 2000 NFL DRAFT

Rd	Pick	Player	Taken By
1	18	Chad Pennington	NY Jets
3	65	Giovanni Carmazzi	San Francisco
3	75	Chris Redman	Baltimore
5	163	Tee Martin	Pittsburgh
6	168	Marc Bulger	New Orleans
6	183	Spergon Wynn	Cleveland
<b>6</b>	<b>199</b>	<b>Tom Brady</b>	<b>New England</b>

### BRADY HANGS 50

Brady and the Patriots knocked off Jacksonville, 51-17, on Sept. 27, 2015, the eighth time that New England scored at least 50 points in a game started by Brady, the most in NFL history. Pro Football Hall of Famer Len Dawson (6) is second. Brady's eight 50-point games are more than 20 current teams have in their entire history.

Date	Opponent	Score
10/28/07	vs. Washington	52-7
11/18/07	at Buffalo	56-10
10/18/09	vs. Tennessee	59-0
9/30/12	at Buffalo	52-28
11/18/12	vs. Indianapolis	59-24
11/03/13	vs. Pittsburgh	55-31
10/26/14	vs. Chicago	51-23
9/27/15	vs. Jacksonville	51-17

### 300 IN A HALF

Brady had his fifth 300-yard half and his second 300-yard first half after throwing for 302 yards in the first half at New Orleans (09-17-17)

YARDS	GAME	HALF
367	vs. San Francisco (12-16-12)	2nd half
345	vs. Tennessee (10-18-09)	1st half
323	vs. Cleveland (12-08-13)	2nd half
306	at Miami (9-12-11)	2nd half
302	at New Orleans (9-17-17)	1st half





# TOM BRADY

## PLAYOFF NOTES

### BRADY TOPS POSTSEASON STATS LISTS

Tom Brady threw three touchdown passes in the 2014 AFC Divisional Playoff game vs. Baltimore (01/10/15) to move past Joe Montana (45) for the most touchdown passes in the postseason. Brady now had 63 postseason touchdowns. Brady is also the all-time leading passer in the postseason.

#### NFL ALL-TIME LEADERS: POSTSEASON TOUCHDOWN PASSES

PLAYER	TEAM	TOUCHDOWNS
Tom Brady	New England	63
Joe Montana	San Fran./Kansas City	45
Brett Favre	Green Bay/Minnesota	44
Peyton Manning	Indianapolis/Denver	40
Aaron Rodgers	Green Bay	36
Dan Marino	Miami	32
Kurt Warner	St. Louis/Arizona	31

#### NFL ALL-TIME LEADERS: POSTSEASON TD PASSES, SINGLE GAME

PLAYER	TEAM	GAME	TOUCHDOWNS
Tom Brady	NE	AFC-D: NE vs. DEN '11	6
Daryle Lamonica	OAK	AFC-D: OAK vs. HOU '69	6
Steve Young	SF	SB: SF vs. SD '94	6

#### NFL ALL-TIME LEADERS: POSTSEASON PASSING YARDS

PLAYER	TEAM	YARDS
Tom Brady	New England	9,094
Peyton Manning	Indianapolis/Denver	7,339
Brett Favre	Green Bay/Minnesota	5,855
Joe Montana	San Fran./Kansas City	5,772
John Elway	Denver	4,964
Ben Roethlisberger	Pittsburgh	4,787

#### NFL ALL-TIME LEADERS: POSTSEASON COMPLETIONS

PLAYER	TEAM	COMPLETIONS
Tom Brady	New England	831
Peyton Manning	Indianapolis/Denver	649
Brett Favre	Green Bay/Minnesota	481
Joe Montana	San Fran./Kansas City	460

#### NFL ALL-TIME LEADERS: POSTSEASON COMP. PCT., SINGLE GAME

PLAYER	TEAM	GAME	COMP. PCT.
Tom Brady	NE	AFC-D: NE vs. JAX '07	92.9 (26-28)
Phil Simms	NYG	SB: NYG vs. DEN, '86	88.0 (22-25)
Kurt Warner	ARI	NFC-WC: ARI vs. GB '09	87.9 (29-33)

#### MOST 300-YARD GAMES, POSTSEASON HISTORY

PLAYER	TEAM	300-YARD GAMES
Tom Brady	New England	12
Peyton Manning	Indianapolis/Denver	9
Aaron Rodgers	Green Bay	6
Joe Montana	SF/Kansas City	6
Kurt Warner	STL/Arizona	6
Drew Brees	San Diego/New Orleans	6
Dan Fouts	San Diego	5

#### NFL ALL-TIME LEADERS: POSTSEASON TD PASSES, CONSECUTIVE GAMES

PLAYER	TEAM	GAMES
Brett Favre	GB/MIN	20 (1995-2009)
Tom Brady	NE	18 (2001-2011)
Dan Marino	MIA	13 (1983-1995)

### BRADY IN POSTSEASON

With the win in Super Bowl LI and another MVP award, Brady now has the most Super Bowl wins by a quarterback and the most Super Bowl MVP Awards.

#### QB's WITH 3 OR MORE SUPER BOWL VICTORIES

PLAYER	TEAM	WINS
Tom Brady	NE	5
Terry Bradshaw	PIT	4
Joe Montana	SF	4
Troy Aikman	DAL	3

#### PLAYERS WITH MULTIPLE SUPER BOWL MVP AWARDS

PLAYER	TEAM	MVPS
Tom Brady	NE	4
Joe Montana	SF	3
Terry Bradshaw	PIT	2
Bart Starr	GB	2
Eli Manning	NYG	2

### BRADY HAS MOST PLAYOFF WINS

Tom Brady is the winningest quarterback in NFL playoff history among signal callers who have made at least 10 starts.

#### MOST PLAYOFF WINS BY STARTING QB IN NFL HISTORY

PLAYER	TEAM	PLAYOFF WINS
Tom Brady	New England	25
Joe Montana	San Fran./K.C.	16
Terry Bradshaw	Pittsburgh	14
John Elway	Denver	14
Peyton Manning	Indianapolis/Denver	14
Brett Favre	Green Bay	13
Ben Roethlisberger	Pittsburgh	12
Troy Aikman	Dallas	11
Roger Staubach	Dallas	11

#### HIGHEST PLAYOFF WIN PCT. BY STARTING QB IN NFL HISTORY

(Minimum 10 Starts)

PLAYER	TEAM	W	L	PCT
Bart Starr	Green Bay	9	1	.900
Jim Plunkett	Oak./L.A. Raiders	8	2	.800
Terry Bradshaw	Pittsburgh	14	5	.737
Tom Brady	New England	25	9	.735
Troy Aikman	Dallas	11	4	.733
Joe Montana	San Fran./K.C.	16	7	.696
Kurt Warner	St. Louis/Arizona	9	4	.692
Russell Wilson	Seattle	8	4	.667
John Elway	Denver	14	7	.667
Joe Flacco	Baltimore	10	5	.667
Eli Manning	NY Giants	8	4	.667

#### MOST PLAYOFF STARTS BY A QUARTERBACK

PLAYER	TEAM	STARTS
Tom Brady	New England	34
Peyton Manning	Indianapolis/Denver	27
Brett Favre	Green Bay/Minnesota	24
Joe Montana	San Fran./Kansas City	23
John Elway	Denver	21

### BRADY IN THE SUPER BOWL

Brady is the all-time leader in Super Bowl passing yards (2,071), completions (207), pass attempts (309) and touchdowns (15). Brady's start in Super Bowl LI was his NFL record seventh Super Bowl start, the most among all NFL players.

#### SUPER BOWL PASSING YARDS

PLAYER	ATT	COMP	YARDS
Tom Brady	309	207	2,071
Kurt Warner	132	83	1,156
Joe Montana	122	83	1,142
John Elway	152	76	1,128
Peyton Manning	155	103	1,001
Terry Bradshaw	84	49	932

#### SUPER BOWL PASSING TOUCHDOWNS

PLAYER	APPEARANCES	TDs
Tom Brady	7	15
Joe Montana	4	11
Terry Bradshaw	4	9
Roger Staubach	4	8
Kurt Warner	3	6
Steve Young	2	6

#### SUPER BOWL STARTS BY A QUARTERBACK

STARTING QB	TEAM	#	APPEARANCES
Tom Brady	NE	7	XXXVI, XXXVIII, XXXIX, XLII, XLVI, XLIX, LI
John Elway	DEN	5	XXI, XXII, XXIV, XXXII, XXXIII
Terry Bradshaw	PIT	4	IX, X, XIII, XIV
Jim Kelly	BUF	4	XXV, XXVI, XXVII, XXVIII
Peyton Manning	IND/DEN	4	XLI, XLIV, XLVIII, 50
Joe Montana	SF	4	XVI, XIX, XXIII, XXIV
Roger Staubach	DAL	4	VI, X, XII, XIII





# TOM BRADY

## PLAYOFF NOTES

### BRADY'S SEVEN CONFERENCE TITLES ARE THE MOST OF ANY STARTING QB IN SUPER BOWL ERA

The 2016 AFC Championship is Tom Brady's seventh conference title, the most conference titles in NFL history during the Super Bowl Era [since 1966].

#### MOST CONFERENCE CHAMPIONSHIPS AS A STARTING QUARTERBACK IN SUPER BOWL ERA

STARTING QB	TEAM	#	SEASONS	SUPER BOWL APPEARANCES
Tom Brady	New England	7	2001, 2003, 2004, 2007, 2011, 2014, 2016	XXXVI, XXXVIII, XXXIX, XLII, XLVI, XLIX, LI
John Elway	Denver	5	1986, 1987, 1989, 1997, 1998	XXI, XXII, XXIV, XXXII, XXXIII
Terry Bradshaw	Pittsburgh	4	1974, 1975, 1978, 1979	IX, X, XIII, XIV
Jim Kelly	Buffalo	4	1990, 1991, 1992, 1993	XXV, XXVI, XXVII, XXVIII
Joe Montana	San Francisco	4	1981, 1984, 1988, 1989	XVI, XIX, XXIII, XXIV
Roger Staubach	Dallas	4	1971, 1975, 1977, 1978	VI, X, XII, XIII
Peyton Manning	Indianapolis/Denver	4	2006, 2009, 2013, 2015	XLI, XLIV, XLVIII, 50
Troy Aikman	Dallas	3	1992, 1993, 1995	XXXVII, XXXVIII, XXX
Bob Griese	Miami	3	1971, 1972, 1973	VI, VII, VIII
Ben Roethlisberger	Pittsburgh	3	2005, 2008, 2010	XL, XLIII, XLV
Fran Tarkenton	Minnesota	3	1973, 1974, 1976	VII, IX, XI
Kurt Warner	St. Louis/Arizona	3	1999, 2001, 2008	XXXIV, XXXVI, XLIII

### SUPER COMBINATION

New England head coach Bill Belichick and quarterback Tom Brady won their seventh conference championship together in 2016. Three other coach/quarterback duos have qualified for four Super Bowls - Dallas' Tom Landry and Roger Staubach; Buffalo's Marv Levy and Jim Kelly; and Pittsburgh's Chuck Noll and Terry Bradshaw.

#### MOST CONFERENCE CHAMPIONSHIPS BY A HEAD COACH-QUARTERBACK TANDEM

QUARTERBACK	HEAD COACH	TEAM	CONFERENCE TITLES	YEARS
Tom Brady	Bill Belichick	New England	7	2001, 2003, 2004, 2007, 2011, 2014, 2016
Roger Staubach	Tom Landry	Dallas	4	1971, 1975, 1977, 1978
Jim Kelly	Marv Levy	Buffalo	4	1990, 1991, 1992, 1993
Terry Bradshaw	Chuck Noll	Pittsburgh	4	1974, 1975, 1978, 1979

## DIVISION TITLES

# 14

Tom Brady added to his NFL record with his 14th division championship in 2016. Peyton Manning has the second-most with 12 division titles.

Quarterback	Career Division Titles
Tom Brady	14
Peyton Manning	12
Joe Montana	9
Brett Favre	8
Terry Bradshaw	7
John Elway	7

### BRADY OWNS NFL RECORD FOR MOST CONSECUTIVE DIVISION TITLES

Tom Brady extended an NFL record by leading the Patriots to their eighth straight division title in 2016.

Player	Team	Cons. Division Titles
Tom Brady	Patriots	8 (2009-16)
Terry Bradshaw	Steelers	6 (1974-79)
Fran Tarkenton	Vikings	6 (1973-78)

### BRADY SET NFL RECORD FOR MOST CONSECUTIVE COMPLETIONS IN SUPER BOWL HISTORY

In Super Bowl XLVI, Brady completed a record 16 straight passes to set a new Super Bowl record. The previous record was held by Joe Montana, who had 13 straight completions in Super Bowl XXIV.

### BRADY SET NFL RECORD WITH HIS 11TH CONFERENCE CHAMPIONSHIP

Tom Brady appeared in his NFL-record 11th conference championship game in 2016, moving past Gene Upshaw and George Blanda, who played in 10 conference championship games.

### BRADY POSTSEASON GAMES

Tom Brady leads the NFL with 34 postseason games.

Player	Teams	Postseason Games
Tom Brady	Patriots	34
Adam Vinatieri	NE/IND	30
Jerry Rice	SF/OAK/SEA	29
D.D. Lewis	Dallas	27
Peyton Manning	IND/DEN	27

### GOOD THINGS COME IN THREES

Tom Brady threw three TD passes in the 2016 AFC Championship Game to tie Joe Montana for the most games with three or more touchdowns in the postseason. New England is 9-0 in those games.

#### Most 3 TD Pass Playoff Games - Since Merger

Tom Brady	9
Joe Montana	9
Aaron Rodgers	7
Peyton Manning	6
Brett Favre	6



# PATRIOTS OFFENSIVE NOTES

## C DAVID ANDREWS

### FOOTBALL FAMILY

David Andrews is the nephew of long-time NFL head coach and player Dan Reeves.

Andrews said the bond between the two is still strong and he still seeks Reeves' advice.

"Not many people in my family know what it's like to play in the NFL," he told the *Boston Globe*. "So he's kind of the only one I can bounce things off or someone who might understand what it's like, so it's definitely cool."

## WR DANNY AMENDOLA

### WEARING TROY BROWN'S #80 JERSEY

When Danny Amendola joined the Patriots in the 2013 offseason, he was assigned jersey #80, the same number worn by Patriots' Hall of Famer Troy Brown, who finished his career as the team's all-time leading receiver and punt returner.

Said Amendola on wearing Brown's jersey #80: "I talked to [Troy Brown] a little bit before I came here. I told him he's one of the greatest ever, and it's an honor to wear No. 80. I'm going to try to represent it the best I can."

## RB BRANDON BOLDEN

### BETTER THAN AVERAGE

RB Brandon Bolden's 8.6-yard average at Buffalo (9/30/12) is tied for the third highest ever in a single game for the Patriots among running backs with at least 15 rushing attempts. Bolden earned the FedEx Ground Player of the Week for his performance.

#### HIGHEST RUSHING AVERAGE/SINGLE GAME (MIN. 15 RUSHING ATTEMPTS)

Player	Average
Curtis Martin	9.6 [17-164 vs. Washington, Oct. 13, 1996]
Tony Collins	9.2 [23-212 vs. N.Y. Jets, Sept. 18, 1983]
Sammy Morris	8.6 [16-138 vs. Denver, Oct. 20, 2008]
Jim Nance	8.6 [17-146 at Houston, Dec. 11, 1966]
<b>Brandon Bolden</b>	<b>8.6 [16-137 at Buffalo, Sept. 30, 2012]</b>
Stevan Ridley	8.5 [15-127 at St. Louis, Oct. 28, 2012]

### BOLDEN FORCES THE ISSUE

RB Brandon Bolden forced a fumble on a first-quarter kickoff vs. Houston (9/22/16) that was recovered by S Duron Harmon. It was Bolden's third career forced fumble on a kickoff.

He forced a fumble on a kickoff vs. Cincinnati (10/5/14) that was returned 9-yards for a touchdown by DB Kyle Arrington. He also forced a fumble on a kickoff at the New York Giants (11/15/15).

### FOOTBALL FAMILY TRADITION

Bolden's grandfather, Frank Pitts, played 10 years in the NFL (1965-74) as a receiver for Kansas City, Cleveland and Oakland. He was with Kansas City for two Super Bowls, losing Super Bowl I and winning Super Bowl IV. Said Bolden about his grandfather, "I remember being six years old, him popping in a high-light film of Super Bowl I and IV. I've seen that tape at least 500 times."

### BOLDEN BLOCK PARTY

Brandon Bolden blocked his first NFL punt in the win at San Diego (12/7/14) to give the Patriots a first down at the Chargers 25-yard line. It was the Patriots first blocked punt since Patrick Chung blocked a punt at Miami on Oct. 4, 2010.

## RB REX BURKHEAD

### OVERCOMING ADVERSITY

As a junior at the University of Nebraska, Rex formed a close bond with a 5-year old fan of his, Jack Hoffman, who had been diagnosed with brain cancer. During that 2011 season, Rex wore a wristband with the phrase "Team Jack - Pray" which helped bring pediatric brain cancer into the national spotlight. Burkhead hosted Hoffman for a lunch, provided a personal tour of Memorial Stadium and has since joined the board of directors of the "Team Jack Foundation," which has raised more than \$4 million dollars to fight pediatric brain cancer since 2013. Rex recently hosted a fund raiser this past offseason at his high school alma mater that raised roughly \$45,000. In 2013, Jack Hoffman's touchdown run during Nebraska's spring football scrimmage went viral and earned him an ESPY award.

## OL MARCUS CANNON

### OVERCOMING ADVERSITY

On April 20, 2011, just days before Texas Christian offensive line prospect Marcus Cannon was to enter the NFL Draft, he was diagnosed with non-Hodgkin's lymphoma, a treatable form of cancer found in lymph tissue. A little more than one week later, the Patriots selected Cannon in the fifth round (138th overall) of the draft with the knowledge of his illness. The Patriots placed Cannon on the Reserve/Non Football Injury list to start the 2011 season while he received treatment and recovered. Cannon was activated to the 53-man roster later that year and is now in his seventh season with the team. Cannon made a full recovery and was named the Patriots 2011 Ed Block Courage Award winner - an annual award presented to select players in the National Football League who are voted by their teammates as role models of inspiration, sportsmanship and courage.

## WR BRANDIN COOKS

### OVERCOMING ADVERSITY

Brandin Cooks, the youngest of four children, lost his father to a heart attack at the age of six. His mother was forced to pick up a second job at an after school program on top of her regular 3:00 a.m. shift at a local warehouse in order to keep food on the table for the boys. Eager to take some of the burden of raising four boys off his mother, Brandin committed himself to athletics where he excelled at both track and field, as well as football, on his way to earning a scholarship to Oregon State University.

## QB JIMMY GARAPPOLO

### GAROPPOLO MAKES FIRST START

Jimmy Garoppolo became just the fifth quarterback in the last 31 years to make his first regular season start in a season opening night game (Sept. 11, 2016 vs. Cardinals). Aaron Rodgers was the last (2008, win vs. Minnesota), with Philip Rivers (2006), David Carr (2002) and Brian Griese (1999) before him. Garoppolo finished 24-of-33 for 264 yards with one touchdown.



# PATRIOTS OFFENSIVE NOTES

## TE ROB GRONKOWSKI

### RECEIVING YARDS RECORD



Rob Gronkowski finished the 2011 season with 1,327 receiving yards, surpassing San Diego's Kellen Winslow's 1980 record of 1,290 receiving yards for most receiving yards in a season by a tight end. Gronkowski (1,176) reached 1,000 yards for the third time in 2015 and had 11 touchdowns in 2015 for his fifth season with 10 or more touchdowns. The 1,176 yards led all tight ends in 2015 and is 10th all-time for a tight end in NFL history.

### RECEIVING YARDS RECORD (CONT'D)

#### MOST RECEIVING YARDS BY TIGHT END IN THE NFL

Player	Yards	Year
<b>Rob Gronkowski</b>	<b>1,327</b>	<b>2011</b>
Jimmy Graham (NO)	1,310	2011
Kellen Winslow (SD)	1,290	1980
Tony Gonzalez (KC)	1,258	2004
Todd Christensen (Raiders)	1,247	1983
Jimmy Graham (NO)	1,215	2013
Jackie Smith (STL)	1,205	1967
Tony Gonzalez (KC)	1,203	2000
Pete Retzlaff (PHI)	1,190	1965
<b>Rob Gronkowski</b>	<b>1,176</b>	<b>2015</b>

#### MOST RECEIVING YARDS BY A PATRIOTS TIGHT END

Player	Yards	Year
<b>Rob Gronkowski</b>	<b>1,327</b>	<b>2011</b>
<b>Rob Gronkowski</b>	<b>1,176</b>	<b>2015</b>
Ben Coates	1,174	1994
<b>Rob Gronkowski</b>	<b>1,158</b>	<b>2015</b>
<b>Rob Gronkowski</b>	<b>1,124</b>	<b>2014</b>
Ben Coates	915	1995
Aaron Hernandez	910	2011
Marv Cook	808	1991
Don Hasselbeck	808	1981

#### MOST RECEPTIONS BY A PATRIOTS TIGHT END

Player	Rec.	Year
Ben Coates	96	1994
<b>Rob Gronkowski</b>	<b>90</b>	<b>2011</b>
Ben Coates	84	1999
<b>Rob Gronkowski</b>	<b>82</b>	<b>2014</b>
Marv Cook	82	1991

### GRONKOWSKI JOINS ELITE TE CLUB

Rob Gronkowski eclipsed 1,000 yards receiving and 10+ touchdowns for the third time in his career in 2015 and is the only tight end in NFL history with three 1,000-yard and double-digit TD seasons.

#### TIGHT ENDS WITH TWO 1,000-YARD RECEIVING AT 10+TD SEASONS

Player, Team	Season	Rec. Yards	Touchdowns
<b>Rob Gronkowski, NE</b>	<b>2011</b>	<b>1,327</b>	<b>17</b>
Jimmy Graham, NO	2011	1,310	11
Jimmy Graham, NO	2013	1,215	16
<b>Rob Gronkowski, NE</b>	<b>2015</b>	<b>1,176</b>	<b>11</b>
<b>Rob Gronkowski, NE</b>	<b>2014</b>	<b>1,124</b>	<b>12</b>

### GRONKOWSKI DOUBLE-DIGIT TDS

Gronkowski became the first tight end in NFL history to have five seasons with 10 or more touchdowns after reaching double-digit touchdowns in 2015.

#### NFL TIGHT ENDS WITH MOST 10-PLUS TOUCHDOWN SEASONS

<b>Rob Gronkowski</b>	<b>5 - 2010 (10), 2011 (18), 2012 (11), 2014 (11), 2015 (11)</b>
Antonio Gates	4
Tony Gonzalez	3
Jimmy Graham	3
Dallas Clark	2
Vernon Davis	2
Shannon Sharpe	2
Wesley Walls	2
Julius Thomas	2

#### MOST 10-PLUS TOUCHDOWN SEASONS / PATRIOTS HISTORY

<b>5 Rob Gronkowski - 2010-12, 2014-15</b>
3 Randy Moss - 2007-09
3 Corey Dillon - 2004-06
2 BenJarvus Green-Ellis - 2010-11
2 Curtis Martin - 1995-96
2 Stanley Morgan - 1979, 1986

### GRONKOWSKI REACHES 1,000 YARDS

Rob Gronkowski (1,176) reached 1,000 yards in 2015 for the third time in his career. he is one of six NFL tight ends with at least three 1,000-yard seasons.

#### NFL TIGHT ENDS WITH AT LEAST TWO 1,000-YARD SEASONS

Tony Gonzalez	4
Jason Witten	4
<b>Rob Gronkowski</b>	<b>3</b>
Kellen Winslow, Sr.	3
Shannon Sharpe	3
Todd Christensen	3
Greg Olsen	3
Antonio Gates	2
Jimmy Graham	2
Ozzie Newsome	2



# PATRIOTS OFFENSIVE NOTES

## TIGHT END TD RECORD

Gronkowski set an NFL record for most touchdowns by a tight end with 18 overall touchdowns in 2011 (17 receiving and 1 rushing).

### MOST TOTAL TDs BY A TIGHT END IN A SINGLE NFL SEASON

18	Rob Gronkowski	NE	2011	(17 pass, 1 rush)
16	Jimmy Graham	NO	2013	(16 pass)
13	Tyler Eifert	CIN	2015	(13 pass)
13	Vernon Davis	SF	2013	(13 pass)
13	Vernon Davis	SF	2009	(13 pass)
13	Antonio Gates	SD	2004	(13 pass)

### MOST TD RECEPTIONS BY A TIGHT END IN A SINGLE NFL SEASON

17	Rob Gronkowski	NE	2011
16	Jimmy Graham	NO	2013
13	Tyler Eifert	CIN	2015
13	Vernon Davis	SF	2013
13	Vernon Davis	SF	2009
13	Antonio Gates	SD	2004

## TE TD CLUB

Gronkowski now has 70 career touchdown receptions, third all-time by a tight end.

### MOST TOUCHDOWN RECEPTIONS BY AN NFL TIGHT END

Player	Total Career TDs
Antonio Gates	112
Tony Gonzalez	111
<b>Rob Gronkowski</b>	<b>70</b>
Jason Witten	65
Shannon Sharpe	62
Jerry Smith	60
Jimmy Graham	59
Vernon Davis	58

## BRADY TO GRONK ON REPEAT

### THE MOST TD CONNECTIONS BETWEEN A QB AND A TE IN NFL HISTORY

Quarterback	Tight End	Team	TD Connections
<b>Tom Brady</b>	<b>Rob Gronkowski</b>	<b>New England</b>	<b>69</b>
Drew Brees	Jimmy Graham	New Orleans	51
Drew Bledsoe	Ben Coates	New England	45
Peyton Manning	Dallas Clark	Indianapolis	44
Sonny Jurgensen	Jerry Smith	Washington	43
Dan Fouts	Kellen Winslow	San Diego	41
John Elway	Shannon Sharpe	Denver	41
Ben Roethlisberger	Heath Miller	Pittsburgh	41

### BRADY TO GRONK - 6TH PLACE ALL-TIME

Quarterback	Receiver	Touchdown Connections
Peyton Manning	Marvin Harrison	112
Steve Young	Jerry Rice	85
Philip Rivers	Antonio Gates	85
Dan Marino	Mark Clayton	79
Drew Brees	Marques Colston	72
<b>Tom Brady</b>	<b>Rob Gronkowski</b>	<b>69</b>
Peyton Manning	Reggie Wayne	67
Jim Kelly	Andre Reed	65
Johnny Unitas	Raymond Berry	63
Aaron Rogers	Jordy Nelson	62
Brett Favre	Antonio Freeman	57

## SPECIAL CONNECTION

Rob Gronkowski has 6,258 receiving yards from Tom Brady and needs 43 more yards to move past Wes Welker (6,300) for the most receiving yards from Brady.

### MOST RECEIVING YARDS FROM TOM BRADY

Player	Receiving Yards
Wes Welker	6,300
<b>Rob Gronkowski</b>	<b>6,258</b>

## DOUBLE-DIGIT TD SEASONS

Gronkowski is the first tight end in NFL history to have three straight 10-plus touchdown seasons.

### CONSECUTIVE 10-PLUS TD SEASON BY A TE/NFL HISTORY

<b>3 Rob Gronkowski</b>	<b>10 in 2010, 18 in 2011, 11 in 2012</b>
2 Antonio Gates	13 in 2004 and 10 in 2005

## THREE STRAIGHT 10-TD SEASONS

Gronkowski had three straight 10-touchdown seasons (10 in 2010, 18 in 2011 and 11 in 2012). Gronkowski joins Randy Moss (2007, 2008 and 2009) and Corey Dillon (2004, 2005, 2006) as the only Patriots with three straight 10-plus touchdown seasons. He is the first Patriots with five 10-plus touchdown seasons overall after reaching 11 touchdowns in 2015.

### CONSECUTIVE 10-PLUS TD SEASONS / PATRIOTS HISTORY

#### 3 Rob Gronkowski - 2010, 2011, 2012

3 Randy Moss	2007, 2008, 2009
3 Corey Dillon	2004, 2005, 2006
2 BenJarvus Green-Ellis	2010, 2011
2 Curtis Martin	1995, 1996

### MOST 10-PLUS TOUCHDOWN SEASONS / PATRIOTS HISTORY

#### 5 Rob Gronkowski - 2010, 2011, 2012, 2014 and 2015

3 Randy Moss	2007, 2008, 2009
3 Corey Dillon	2004, 2005, 2006
2 BenJarvus Green-Ellis	2010, 2011
2 Curtis Martin	1995, 1996
2 Stanley Morgan	1979, 1986

## GRONK THIRD FASTEST 60 TD REC.

Rob Gronkowski scored his 70th career touchdown reception on a five-yard pass from QB Tom Brady in the first quarter and became the fastest tight end to reach 70 career touchdown receptions, doing so in his 91st career game. He was the fastest tight end to reach 60 touchdowns (71 games).

### FEWEST GAMES TO REACH 70 TD RECEPTIONS AMONG ALL NFL TIGHT ENDS

<b>Rob Gronkowski</b>	<b>91</b>
Antonio Gates	122
Tony Gonzalez	183

### FEWEST GAMES TO REACH 70 TD RECEPTIONS OVERALL

Lance Alworth	80
Jerry Rice	81
Don Hutson	85
Randy Moss	89
<b>Rob Gronkowski</b>	<b>91</b>
Marvin Harrison	102

### GRONK JOINS ELITE GROUP TO REACH 70 TD RECEPTIONS IN FIRST 100 GAMES

Gronkowski joins an elite group that reached 70 touchdown receptions in their first 100 games.

### PLAYER RECEIVING TOUCHDOWNS THROUGH 100 GAMES

Jerry Rice	87
Don Hutson	86
Randy Moss	84
Lance Alworth	78
<b>Rob Gronkowski</b>	<b>70 (91 games)</b>



# PATRIOTS OFFENSIVE NOTES

## GRONK GOES OVER 100 AGAIN

Gronkowski matched his personal best with five 100-yard games in 2015. He also had five in 2011. The NFL record for most 100-yard games in a season by a tight end is six by Tony Gonzalez (2004 and 2000) and Jimmy Graham (2013). The Patriots record for most 100-yard games in a season is nine by Randy Moss (2007) and Stanley Morgan (1986). Gronkowski has three 100-yard games so far in 2016.

### MOST 100-YARD RECEIVING GAMES IN A SINGLE SEASON BY A TE

Player	Season	100-Yard Games
Tony Gonzalez	2004	6
Tony Gonzalez	2000	6
Jimmy Graham	2013	6
<b>Rob Gronkowski</b>	<b>2015</b>	<b>5</b>
<b>Rob Gronkowski</b>	<b>2011</b>	<b>5</b>

## MOST TD CATCHES BY A PATS TE

### MOST TD CATCHES IN A SEASON BY A PATRIOTS TE

Player	Year	Rec	Yds	Avg	Lg	TD
<b>Rob Gronkowski</b>	<b>2011</b>	<b>90</b>	<b>1,327</b>	<b>14.7</b>	<b>52t</b>	<b>17</b>
<b>Rob Gronkowski</b>	<b>2014</b>	<b>82</b>	<b>1,124</b>	<b>13.7</b>	<b>46t</b>	<b>12</b>
<b>Rob Gronkowski</b>	<b>2015</b>	<b>72</b>	<b>1,176</b>	<b>16.3</b>	<b>76T</b>	<b>11</b>
<b>Rob Gronkowski</b>	<b>2012</b>	<b>55</b>	<b>790</b>	<b>14.4</b>	<b>41</b>	<b>11</b>
<b>Rob Gronkowski</b>	<b>2010</b>	<b>42</b>	<b>546</b>	<b>13</b>	<b>28</b>	<b>10</b>
Ben Coates	1996	62	682	11	84t	9

Gronkowski finished the 2011 season with 90 receptions, posting the 15th season with 90 or more receptions by a tight end in NFL history

## IN GOOD COMPANY

In 2011, Rob Gronkowski joined Dallas Clark, Jimmy Graham, Tony Gonzalez and Todd Christensen, as the only tight ends in NFL history with 90-plus receptions, 1,000-plus yards and 10-plus touchdown receptions in a single season.

### TIGHT ENDS WITH 90-PLUS RECEPTIONS, 1000-PLUS YARDS AND 10-PLUS TOUCHDOWNS IN A SEASON

Player	Rec.	Yards	TDs	Year
<b>Rob Gronkowski (NE)</b>	<b>90</b>	<b>1,327</b>	<b>17</b>	<b>2011</b>
Jimmy Graham (NO)	99	1,310	11	2011
Dallas Clark (IND)	100	1,106	10	2009
Tony Gonzalez (KC)	96	1,058	10	2008
Todd Christensen (LAR)	92	1,247	12	1983

## GRONK NETS 24th 100-YD GAME

Gronkowski finished with 116 yards in the win at New Orleans (09/17/17) for his 24th 100-yard receiving game, tied with Kellen Winslow for the second most by a tight end in NFL history.

### MOST 100-YARD RECEIVING GAMES IN PATRIOTS HISTORY

Stanley Morgan	38
Wes Welker	28
<b>Rob Gronkowski</b>	<b>24</b>
Randy Moss	18

### MOST 100-YARD GAMES BY A PATRIOTS TIGHT END

Player	100-Yard Games
<b>Rob Gronkowski</b>	<b>24</b>
Ben Coates	9

### MOST 100-YARD GAMES BY A TIGHT END IN NFL HISTORY

Player	100-Yard Games
Tony Gonzalez	31
<b>Rob Gronkowski</b>	<b>24</b>
Kellen Winslow	24
Jackie Smith	22
Antonio Gates	21
Jason Witten	21
Shannon Sharpe	19

## SECOND TO ONE

Gronkowski finished the 2011 season with 18 overall touchdowns (17 receiving, 1 rushing), passing Curtis Martin (17 overall in 1996) for the second highest single season total in Patriots history.

### PATRIOTS RECORD BOOK / MOST TOUCHDOWNS IN A SEASON

Player	Season	TDs
Randy Moss	2007	23
<b>Rob Gronkowski</b>	<b>2011</b>	<b>18</b>
LeGarrette Blount	2016	18
Curtis Martin	1996	17

## FINDING A WAY TO SCORE

Rob Gronkowski has the second highest touchdown per reception percentage in NFL history among players with at least 200 receptions since the 1970 merger.

Player, Team	Rec	TD	Pct
Mike Quick, Philadelphia	363	61	16.8
<b>Rob Gronkowski, New England</b>	<b>421</b>	<b>70</b>	<b>16.6</b>
Wesley Walker, New York Jets	438	71	16.2
Randy Moss, MIN, OAK, NE, TEN, SF	982	156	15.9





# PATRIOTS OFFENSIVE NOTES

## ALL-PURPOSE PLAYER

In 2011, Gronkowski became the second tight end in NFL history to rush for a touchdown, catch a touchdown, record a tackle and return a kickoff in the same season. Bo Scaife was the first to accomplish the feat in 2006 with Tennessee.

## END ZONE DOUBLE DOWN

Gronkowski's seven games with two or more touchdowns in 2011 are an NFL record for a tight end. Antonio Gates (San Diego in 2004) and Jerry Smith (Washington in 1967) each had four two-touchdown games. Gronkowski has 14 such games in his NFL career.

### MOST GAMES WITH 2+ TD RECEPTIONS/SEASON

8	Randy Moss (Patriots)	2007
<b>7</b>	<b>Rob Gronkowski (Patriots)</b>	<b>2011</b>
7	Cris Carter (Minnesota)	1995
7	Jerry Rice (San Francisco)	1987

## MOST TDS SINCE 2010

Gronkowski's 70 touchdown receptions since the start of the 2010 season are the most in the NFL. His 71 overall touchdowns are the most during that time.

### MOST TOUCHDOWN RECEPTIONS SINCE 2010

Player	Touchdowns
<b>Rob Gronkowski</b>	<b>70</b>
Dez Bryant	68
Calvin Johnson	62
Jordy Nelson	62
Jimmy Graham	59

### MOST TOUCHDOWNS RECEPTIONS BY A TIGHT END SINCE 2010

Player	Touchdowns
<b>Rob Gronkowski</b>	<b>70</b>
Jimmy Graham	59
Antonio Gates	53
Jason Witten	38
Greg Olsen	37
Vernon Davis	36
Julius Thomas	33

## FOUR 3+ TD GAMES

With his three touchdowns against Pittsburgh (9/10/15), Gronkowski tied the Patriots record for most games with three or more touchdowns (4). His four three-touchdown performances are also most in the NFL since 2010.

### MOST GAMES WITH THREE OR MORE TDS (REGULAR SEASON)

<b>4</b>	<b>Rob Gronkowski</b>
4	Randy Moss
2	LeGarrette Blount
2	Billy Lott
2	Curtis Martin
2	Larry Garron
2	Sam Cunningham

### MOST THREE-TD GAMES SINCE 2010

Player	Team	Games with three or more Rec. TDs.
<b>Rob Gronkowski</b>	<b>Patriots</b>	<b>3</b>
Doug Baldwin	Seahawks	3
Odell Beckham Jr.	NY Giants	2
Michael Crabtree	Oakland	2
Victor Cruz	NY Giants	2
Vincent Jackson	San Diego	2
Calvin Johnson	Detroit	2
Brandon Marshall	Chicago	2
Jordy Nelson	Green Bay	2
Demaryius Thomas	Denver	2

## WR CHRIS HOGAN

### UNCONVENTIONAL JOURNEY

Despite a successful three year lacrosse career at Penn State, Hogan, also a standout football player in high school, said that playing college football was always in the back of his mind. Having redshirted his sophomore year of lacrosse, Hogan had an extra year of athletic eligibility following his fourth academic year at Penn State. As the football itch still lurked in the back of his mind, Chris played his final year of eligibility with the Monmouth football team, and at the end of the season, joined in on some workouts with teammates who were training for the NFL Combine.

"I honestly didn't know if I had what it took to play in the NFL," Hogan wrote in the Tribune. "Still, it was one of those things where I didn't want to look back in five years and be like, 'Man, I wish I would've tried.'"

Chris did not get invited to compete in that year's Combine, but turned heads during a Pro Day held at Fordham. Later that summer, he signed with the San Francisco 49ers as an undrafted free agent.

## OL SHAQ MASON

### UNCONVENTIONAL JOURNEY

A noted sports fan and basketball enthusiast, Shaq's mother, Alicia McGuire, named him Shaquille Olajuwon Mason in 1993 after her two favorite NBA stars at the time, Shaquille O'Neal and Hakeem Olajuwon. The Tennessee native had the opportunity to meet one of his namesakes at a Memphis Grizzlies game while O'Neal was a member of the Miami Heat, receiving a special meet-and-greet and having his jersey signed.

## WR MALCOLM MITCHELL

### UNCONVENTIONAL JOURNEY

While at the University of Georgia, Malcolm Mitchell used time away from football while rehabbing an injury to discover a new off-field passion. Eager to become a more avid reader outside of football, Mitchell made friends with a group of women hosting a book club where he gained the confidence to take on books outside of his comfort zone. By his senior year, Mitchell had authored his own children's book, "The Magician's Hat," and through his Read With Malcolm initiative has toured schools both nationally and locally here in New England to promote the benefits of reading at an early age.

## WR MATTHEW SLATER

### LIKE FATHER LIKE SON

Matthew Slater is one of 10 sons of Hall of Fame members to be drafted in NFL history.

#### HALL OF FAME FATHERS WITH SONS DRAFTED IN THE NFL

**Jackie Slater (class of 2001) – son, Matthew Slater (NE)**

Bobby Bell (class of 1983) – son, Bobby Bell (NYJ)

Tony Dorsett (class of 1994) – son, Anthony Dorsett (HOU)

Bob Griese (class of 1990) – son, Brian Griese (DEN)

Russ Grimm (class of 2010) – son, Cody Grimm (TB)

Howie Long (class of 2000) – son, Chris Long (STL)

son, Kyle Long (CHI)

Bruce Matthews (class of 2007) – son, Jake Matthews (ATL)

Don Shula (class of 1997) – son, Mike Shula (TB)

Kellen Winslow (class of 1995) – son, Kellen Winslow (CLE)



# PATRIOTS OFFENSIVE NOTES

## ALL-STAR COMBINATION

Matthew Slater was voted to his sixth straight Pro Bowl in 2016. His father, Jackie Slater, went to seven Pro Bowls. The Slater family's 13 combined Pro Bowls are the second most among father-son contingents to have been voted to at least one Pro Bowl each.

### MOST FATHER AND SON PRO BOWL SELECTIONS

Players	Pro Bowls
Archie (2), Peyton (14) and Eli Manning (4)	20
<b>Jackie (7) and Matthew Slater (6)</b>	<b>13</b>

## ELECTED TEAM LEADER

Patriots wide receiver Matthew Slater has been named to six straight Pro Bowls (2011-16) for his special teams work, but perhaps more revealing of his value to New England is the fact that he was elected a captain by his teammates for the seven straight season in 2017.

The special teams ace was willing to share his advice on being a great captain with high school football players in a story published by *The Boston Globe*. "I think first and foremost, you have to be able to put others before yourself. Being a captain and leadership is about serving, and to me, that means a great deal of sacrifice – putting aside personal agendas for the greater common goal. Leadership is equated with sacrifice. I think you have to be willing to do whatever it takes for the unit to succeed. I think you need to lead by example. A lot of times, it's about what you do, not what you say."

## SLATER'S EMERGENCE WAS SPECIAL

Bill Belichick acknowledged Matthew Slater's role as a gunner on special teams: "Matt is one of the best in the league," Belichick said. "Any time the punt return team has to double somebody, that makes it one less guy they can use somewhere else in the return. He almost always draws two guys out there unless they're in an eight-man rush. Most of the time, there's two guys out there – fourth-and-short, where they're trying to protect the box – but he draws a lot of double teams, and deservedly so. He does an outstanding job of covering punts."

## OL JOE THUNEY

### LIKE FATHER LIKE SON

An Ohio native, Joe Thuney was told he may not have the size to play offensive line in the Big Ten conference for his hometown Ohio State Buckeyes. Settling on North Carolina State, Thuney went on to become a mainstay on the offensive line while also earning his bachelor's degree in accounting in just three years, added an internal affairs degree and also minored in Spanish.

## RB JAMES WHITE

### WHITE CATCHES TD PASSES

RB James White is tied with Detroit's Theo Riddick for the most touchdown receptions by a running back in the NFL since 2015 with nine.

#### RUNNING BACK WITH THE MOST RECEIVING TD SINCE 2015

<b>James White (Patriots)</b>	<b>9</b>
Theo Riddick (Detroit)	9
Davod Johnson (Arizona)	8
Danny Woodhead (Chargers/Ravens)	7

## WHITE HAS CAREER DAY

James White set career regular season highs with 10 receptions and 115 receiving yards vs. Philadelphia (12/6/15). White's 115 receiving yards are the second-highest such total for a Patriots running back since the 1970 AFL-NFL merger, trailing only Shane Vereen's team-record 153 receiving yards vs. Cleveland on Dec. 8, 2013. White's 10 catches are the third highest such total of the Bill Belichick era for a running back (since 2000), trailing only Shane Vereen's club record 12 catches vs. Cleveland on Dec. 8, 2013, and Kevin Faulk's 11 catches vs. Tampa Bay on Sept. 3, 2000.

### PATRIOTS HISTORY / MOST RECEIVING YARDS IN A GAME BY A RUNNING BACK

Player	Date	Opp	Rec
Shane Vereen	12/8/2013	Cle	153
Dick Christy	11/4/1960	Oak	124
Joe Johnson	11/25/1960	Hou	123
<b>James White</b>	<b>12/6/2015</b>	<b>Phi</b>	<b>115</b>
Larry Garron	12/11/1966	Hou	113
Tony Collins	10/27/1985	TB	109
Kevin Faulk	11/10/2002	Chi	109
Kevin Faulk	11/23/2003	Hou	108
Billy Lott	10/22/1961	Buf	108

### PATRIOTS HISTORY / MOST RECEPTIONS IN A GAME BY A RUNNING BACK

Player	Date	Opp	Rec
Shane Vereen	12/8/2013	CLV	12
Tony Collins	11/29/1987	PHI	11
Kevin Faulk	9/3/2000	TB	11
Leroy Thompson	11/13/1994	MIN	11
<b>James White</b>	<b>12/6/2015</b>	<b>PHI</b>	<b>10</b>
Tony Collins	11/16/1986	LA Rams	10
Tony Collins	9/28/1986	DEN	9
Kevin Faulk	12/29/2002	MIA	9

## SUPER BOWL RECORD SETTER

James White set a Super Bowl record with 14 receptions for 110 yards. The previous high was 13 receptions by WR Demaryius Thomas of Denver in Super Bowl XLVII.

### MOST RECEPTIONS IN A SUPER BOWL/GAME

<b>14 James White - Super Bowl LI</b>
13 Demaryius Thomas - Super Bowl XLVII
11 Dan Ross - Super Bowl XVI
11 Jerry Rice - Super Bowl XXIX
11 Wes Welker - Super Bowl XLII
11 Shane Vereen - Super Bowl XLIX

White also set a Super Bowl record by scoring 20 points with two rushing touchdowns, one touchdown reception and one two-point conversion.

### MOST POINTS SCORED IN A SUPER BOWL/GAME

<b>20 James White - Super Bowl LI</b>
18 Roger Craig - Super Bowl XIX
18 Jerry Rice - Super Bowl XXIV
18 Ricky Watters - Super Bowl XXIX
18 Terrell Davis - Super Bowl XXXII

### MOST TOUCHDOWNS IN A SUPER BOWL/GAME

<b>3 James White, Super Bowl LI - (2 rushing and 1 receiving)</b>
3 Roger Craig, Super Bowl XIX - (1 rushing, 2 receiving)
3 Jerry Rice, Super Bowl XXIV - (3 receiving)
3 Ricky Watters, Super Bowl XXIX - (1 rushing, 2 receiving)
3 Terrell Davis, Super Bowl XXXII - (3 rushing)



# PATRIOTS DEFENSIVE NOTES

## DL ADAM BUTLER

### CAREER DEFINING CONTEST

Adam Butler arrived at Vanderbilt as an accomplished high school offensive lineman and spent his freshman season redshirting as a backup at center and guard. During his first offseason, Butler entered a rib eating contest, which judges ruled his team had lost. Butler disagreed and began arguing with the judges.

Then Commodore defensive coordinator Bob Shoop was in attendance and witnessed Butler's demeanor and was impressed with his competitive attitude. Shoop convinced then head coach James Franklin to ask Butler to transition to defense.

"Coach Franklin brought me into his office and he asked me what I wanted, and I wanted whatever was best for the team. Because we were so short on defensive linemen at that time, that's how it happened."

## CB MALCOLM BUTLER

### WHAT'S IN A NAME

During his rookie season in 2014, Malcolm Butler was nicknamed "Strap" by former teammate Jamie Collins, alluding to his ability to so closely cover receivers on the field. In 2015, some teammates started calling him "Scrap" for his scrappy style of play, giving Butler two unique, albeit similar-sounding, nicknames.

### BUTLER HAS FIRST TWO-PICK GAME

CB Malcolm Butler had his first career two-interception game in the win vs. NY Jets (12/24/16). It is the first time a Patriots player has had two picks in a game since CB Logan Ryan had two interceptions at Baltimore on Dec. 22, 2013.

### THE BUTLER DID IT - THREE TIMES

Butler had three total takeaways with two interceptions and a fumble recovery in the second quarter vs. the NY Jets (12/24/16). It is the first time that a Patriots player has had three takeaways in the same game since Steve Gregory had two fumble recoveries and an interception at N.Y. Jets (11/22/12).

## DB NATE EBNER

### MAKING THE OLYMPICS



Nate Ebner was selected to the 2016 U.S. Olympic Rugby squad and after he was given an excused leave of absence from his football obligations in Foxboro, suited up for Team USA in Rio de Janeiro last August. The Dublin, Ohio native was introduced to the sport of rugby around the age of six and developed a passion and a talent that stemmed from his father and role model, Jeff Ebner, who played the game at the University of Minnesota. Nate did not play football in high school but was a two-time MVP of the USA Rugby team at the Junior World Cup and a standout on the U19 and U20 national teams.

Although his parents were divorced, Nate and his father remained very close. "We were super tight," Nate told the *Boston Globe*. "I would put my father-son relationship against anyone's. He taught me how to be a man." The two often spent time working together at the family's auto reclamation business, Ebner & Sons in Springfield, Ohio, and would also train in the gym together behind the motto, "Finish Strong," - a message Jeff always preached to his son.

Nate played rugby at Ohio State during his first two years of college, but as an All-American on the school's club team, he decided to walk on to the Buckeyes football team and finish his career with his sights set on reaching the NFL.

### WON CHAMPIONSHIP/OLYMPIANS

Player	Olympics	Event/ Results	Pro Football Champs.
<b>Jim Thorpe</b>	Stockholm 1912	Pentathlon, decathlon 2x Gold Medal	1916, 17, 1919 w/ Canton Bulldogs
<b>Jack Torrance</b>	Berlin 1936	Shot put, Placed 5th	1940 w/ Chicago Bears
<b>Clyde Scott</b>	London 1948	110 hurdles, Silver Medal	1948, 1949 w/ Philadelphia
<b>Bob Hayes</b>	1964 Tokyo	100m, 4x100m relay 2xew Gold Medal	1971 Super Bowl w/ Dallas
<b>Michael Carter</b>	1984 Los Angeles	Shot put, Silver Medal	1985, 1989, 1990 SBs w/ San Francisco
<b>James Trapp</b>	1992 Barcelona	4x100, alternate	2000 SB w/ Baltimore
<b>Nate Ebner</b>	2016 Rio	U.S. Rugby team	14 and 16 SB w/ New England

### SPECIAL TEAMS LEADER

Nate Ebner had a team-leading and career-high 19 special teams tackles in 2016, which tied for the NFL lead with Miami's Michael Thomas (19). Ebner has had 10 or more tackles in each of his five NFL seasons. (2012-17, 2013-11, 2014-11, 2015-11 and 2016-19).

## DL TREY FLOWERS

### FLOWERS DOUBLES DOWN AGAIN

DL Trey Flowers had three two-sack games in 2016 and in the second-half of last season, he moved into a starting role and was sixth in the NFL with seven sacks in the second half of the year.

#### Most Sacks in Second Half of 2016

Vic Beasley, Jr.	9
Cameron Wake	8.5
Danielle Hunter	8.5
Khalil Mack	8
Oliver Vernon	7.5
<b>Trey Flowers</b>	<b>7</b>

### MULTI-SACK GAMES

#### MOST GAMES WITH 2+ SACKS 2016-17

Name	Multi-Sack Games
<b>Trey Flowers (Patriots)</b>	<b>4</b>
Vic Beasley Jr. (Atlanta)	4
Joey Bosa (SD/LAC)	3
Calais Campbell (ARI/JAX)	3
Dee Ford (Kansas City)	3
Markus Golden (Arizona)	3
Everson Griffen (Minnesota)	3
Akiem Hicks (Chicago)	3
Von Miller (Denver)	3
Brian Orakpo (Tennessee)	3
Terrell Suggs (Baltimore)	3

## LB DONT'A HIGHTOWER

### WEARING BRUSCHI'S JERSEY #54

As a first round draft pick, Dont'a Hightower is used to high expectations. Hightower went to training camp with jersey #45 but was switched to jersey #54 prior to the start of his rookie year in 2012. Former LB Tedy Bruschi wore #54 for 13 seasons.

Hightower understands the importance of the number and hopes to live up to its legacy. "I definitely feel honored to be able to wear this number," Hightower said. "I've read that Tedy didn't want it to be retired and he hoped another linebacker would come in and be able to wear this number and be able to play as well. I feel honored. Tedy was a great player, and he means a lot to this organization. I'm definitely proud to be able to wear this number."





# PATRIOTS DEFENSIVE/SPECIAL TEAMS NOTES

## HIGHTOWER SETS CAREER HIGH

LB Dont'a Hightower registered a 9-yard sack of Green Bay QB Aaron Rodgers (11/30/14) in the second quarter to set a career high with 4½ sacks in 2014. He finished the year with six. His previous best was four sacks as a rookie in 2012.

## WINNER ON MULTIPLE LEVELS

Dont'a Hightower and Russell Maryland (2 national championships at University of Miami and three Super Bowl Championships with Dallas) are the only two players with two national championships and two Super Bowl wins.

## DB DEVIN McCOURTY

### DOUBLE TROUBLE: DB DEVIN McCOURTY

After being selected by the Patriots in the first round of the 2010 NFL Draft, DB Devin McCourty became part of a select group in league history. McCourty's identical twin brother, Jason, is a cornerback now with Cleveland and was selected in the sixth round of the 2009 NFL Draft by Tennessee. The two are the 12th set of twins to play in the NFL. Devin redshirted for the 2005 season and therefore was a year behind his brother in eligibility. McCourty is the second twin to suit up for the Patriots, after CB Kato Serwanga was a member of the team from 1998-2000. His twin brother, Wasswa, played for San Francisco and Minnesota from 1999-2001. According to McCourty's mother, the two can only be told apart by tiny scars on their faces left by chickenpox. The McCourty twins are one of two active sets of twins playing in the NFL.

Current Twins Playing in the NFL

**Devin (NE) and Jason McCourty (CLE)**

Maurkice (PIT) and Mike Pouncey (MIA)

## McCOURTY GOES LONG

Devin McCourty had a 104-yard kickoff return for a touchdown vs. N.Y. Jets (10/21/12), the second longest kickoff return in team history. Ellis Hobbs has the longest in team history with a 108-yard return for a touchdown at N.Y. Jets on Sept. 9, 2007. He was named AFC Special Teams Player of the Week for his performance.

Longest Kickoff return in Patriots History

Ellis Hobbs 108TD at New York Jets (9-9-07)

**Devin McCourty 104TD vs. New York Jets (10-21-12)**

## IN GOOD COMPANY

Devin McCourty earned Associated Press All-Pro Second Team honors at safety in 2013 and 2016. He also earned Second Team All-Pro Honors as a rookie in 2010 when he played cornerback. McCourty joins Pro Football Hall of Famers Rod Woodson and Ronnie Lott as the only NFL players to earn All-Pro honors at both safety and cornerback.


## BROTHERS TEAM UP FOR A CAUSE

Devin, along with twin brother and Cleveland Browns defensive back Jason McCourty, has seen first-hand the effects of sickle cell disease. Both their aunt and uncle lived with the disease while their father carried the trait. Devin and Jason partnered with Embrace Kids Foundation to form their own "Tackle Sickle Cell" campaign aiming to educate the public, increase blood donations and raise money and awareness for the fight against sickle cell disease. Devin's work with the local Boston Children's Hospital has helped advance research of the disease with doctors now as close as they've ever been to a cure.

## K STEPHEN GOSTKOWSKI

### FRANCHISE SCORING LEADER

K Stephen Gostkowski became the Patriots all-time leader in points, passing Adam Vinatieri in 2014.



Player	Points
<b>Stephen Gostkowski</b>	<b>1,482</b>
Adam Vinatieri	1,158
Gino Cappelletti	1,130

### NFL SCORING LEADER

Stephen Gostkowski finished first in the NFL in 2015 with 151 points. Gostkowski led the NFL in scoring for four straight seasons (2012-15) and is the first NFL player with four seasons of 150 or more points.

Patriots Record for Most Points in a Season

**158 Stephen Gostkowski, 2013**

**156 Stephen Gostkowski, 2014**

155 Gino Cappelletti, 1964 (includes 7 TDs)

**153 Stephen Gostkowski, 2012**

**151 Stephen Gostkowski, 2015**

**148 Stephen Gostkowski, 2008**

147 Gino Cappelletti, 1961

**143 Stephen Gostkowski, 2011**

NFL Record for Most Points by a Kicker

166 David Akers (SF) in 2011

164 Gary Anderson (MIN) in 1998

163 Jeff Wilkins (STL) in 2003

161 Mark Moseley (WAS) in 1983

158 Matt Bryant (ATL) in 2016

**158 Stephen Gostkowski (NE) in 2013**

157 Mike Vanderjagt (Indianapolis) in 2003

**156 Stephen Gostkowski (NE) in 2014**

**153 Stephen Gostkowski (NE) in 2012**

**151 Stephen Gostkowski (NE) in 2015**

## TEAM FG RECORD

Stephen Gostkowski moved past Adam Vinatieri (263) to become the Patriots all-time leader with 308 career field goals.

MOST FIELD GOALS IN PATRIOTS HISTORY

<b>Stephen Gostkowski</b>	<b>308</b>
Adam Vinatieri	263
Gino Cappelletti	176
John Smith	128



# PATRIOTS SPECIAL TEAMS NOTES

## CONSECUTIVE EXTRA POINTS

Stephen Gostkowski is first in NFL history for most consecutive extra points made in the regular season.

### Most Consecutive [Kicking] PATS

<b>478</b>	<b>Stephen Gostkowski, NE, 2006-2016</b>
422	Matt Stover, BAL., IND 1996-2009
371	Jason Elam, DEN, 1993-2002
371	Jeff Wilkins, STL, 1999-2007
360	Jay Feely, ATL, NYG, MIA, NYJ, ARZ, CHI, 2002-14

## DISTANCE

### PROFICIENCY

**73.1%**

Stephen Gostkowski has made 73.1 percent of his field goals (19-for-26) from 50 yards or more, converting the third highest percentage of 50-plus yard field goal attempts in NFL history (minimum 15 attempts).

### HIGHEST FIELD GOAL PERCENTAGE FROM 50 YARDS

Player	FGM	FGA	Pct.
Matt Prater	40	49	81.6
Robbie Gould	23	31	74.2
<b>Stephen Gostkowski</b>	<b>19</b>	<b>26</b>	<b>73.1</b>
Jeff Wilkins	26	36	72.2

## EVEN STEPHEN

Gostkowski has connected on 87.3 percent of his regular-season field goal attempts in his career, the best percentage in Patriots history. Additionally, Gostkowski's 87.3 field goal percentage is third-best among NFL kickers all-time.

### PATRIOTS ALL-TIME LEADERS / FIELD GOAL PCT.

(Minimum 50 Attempts)

Player	Years	FGM	FGA	Pct.
<b>Stephen Gostkowski</b>	<b>2006-17</b>	<b>308</b>	<b>353</b>	<b>.873</b>
Adam Vinatieri	1996-05	263	321	.819
Matt Bahr	1993-95	55	72	.764

### NFL ALL-TIME LEADERS / FIELD GOAL PCT.

(Minimum 50 Attempts)

Player	Years	FGM	FGA	Pct.
Dan Bailey	2011-17	176	196	89.8
Justin Tucker	2012-17	171	191	89.5
<b>Stephen Gostkowski</b>	<b>2006-17</b>	<b>308</b>	<b>353</b>	<b>87.3</b>
Steven Hauschka	2008-17	196	225	87.1
Mike Vanderjagt	1998-06	230	266	86.5
Nate Kaeding	2004-12	181	210	86.2
Robbie Gould	2005-17	292	339	86.1
Matt Bryant	2002-17	342	398	85.9
Rob Bironas	2005-13	239	279	85.7
Shayne Graham	2001-15	277	324	85.5

## GOSTKOWSKI HAS TEAM MARK

Gostkowski scored at least one point in 142 straight games, a franchise record. He set the new record in a win vs. Denver on Nov. 24, 2013. The record ended in the shutout loss vs. Buffalo on Oct. 2, 2016.

### Patriots Record for Most Consecutive Games Scored

<b>142</b>	<b>Stephen Gostkowski (12/17/06-10/02/16)</b>
101	Adam Vinatieri [11/24/96-12/29/02]
101	John Smith [09/28/75-10/02/80]

## 1,000-POINT BENCHMARK

Stephen Gostkowski (1,482) reached the 1,000 point mark in only his 119th career game. He is the only kicker in NFL history to reach 1,000 career points in fewer than 120 career games played.

### KICKERS TO REACH 1,000 POINTS IN FEWEST GAMES:

Player	Points	Games
<b>Stephen Gostkowski</b>	<b>1,009</b>	<b>119</b>
Mike Vanderjagt	1,004	126
Jason Elam	1,003	132
Ryan Longwell	1,002	136
Jan Stenerud	1,002	136

## GOSTKOWSKI PILING ON

Stephen Gostkowski is the Patriots' all-time leading scorer in the post-season and is third for the most postseason points all-time.

### Most Kicking Points in the Postseason

1. Adam Vinatieri	234
2. David Akers	175
<b>3. Stephen Gostkowski</b>	<b>160</b>
4. Gary Anderson	153
5. Mason Crosby	137
6. George Blanda	115
7. Matt Stover	106
8. Matt Bahr	103

### MOST FIELD GOALS IN THE POSTSEASON

Adam Vinatieri - 56
David Akers - 39
Gary Anderson - 32
<b>Stephen Gostkowski - 31</b>
Mason Crosby - 26

### Most Points in the Postseason

1. Adam Vinatieri	234
2. David Akers	175
<b>3. Stephen Gostkowski</b>	<b>160</b>
4. Gary Anderson	153
5. Mason Crosby	137
6. Jerry Rice	132
7t. Emmitt Smith	126
7t. Thurman Thomas	126
9. George Blanda	115
10. Matt Stover	106
11. Matt Bahr	103
12. Franco Harris	102

## FIVE-TIME LEAGUE LEADER

Gostkowski led the NFL in scoring for the fourth straight season in 2015. He led the NFL with 151 points in 2015, 156 points in 2014, 158 points in 2013, 153 points in 2012 and 148 points in 2008. He joins Don Hutson and Gino Cappelletti as the only players to lead the NFL in scoring five times.

### NFL Record for Most Seasons Leading the League in Scoring

<b>5 Stephen Gostkowski (2008, 2012-15)</b>
5 Don Hutson Green Bay (1940-44)
5 Gino Cappelletti Patriots (1961, 1963-66)
3 Earl Clark, Portsmouth (1932), Detroit (1935-36)
3 Pat Harder, Chicago Cardinals (1947-49)
3 Paul Hornung, Green Bay (1959-61)





# PATRIOTS SPECIAL TEAMS NOTES

## GOSTKOWSKI GAME WINNERS

Gostkowski has seven career regular-season game-winning kicks and one in the playoffs.

### GOSTKOWSKI'S CAREER GAME-WINNING FIELD GOALS

TIME LEFT	DISTANCE	FINAL SCORE	OPP	DATE
3:44 4th	32	23-21	ARI	09/11/2016
0:01 4th	54	27-16	NYG	11/15/2015
3:12 4th	53	34-31	HOU	12/01/2013
1:56, OT	31	34-31	DEN	11/24/2013
0:05, 4th	35	23-21	BUF	09/08/2013
1:56, OT	35	23-20	BAL	10/17/2010
11:02 OT	48	29-26	NYJ	10/21/2012
1:10, 4th	31	24-21	SD	01/14/2007*

\*Postseason

## GOSTKOWSKI DRILLS 300TH FG

K Stephen Gostkowski's 29-yard field goal in the first quarter vs. NY Jets (12/24/16) was his 300th career field goal. He is the 30th NFL player to reach 300 career field goals.

### Most Field Goals Among Active NFL Kickers

Adam Vinatieri	534
Sebastian Janikowski	414
Phil Dawson	408
Matt Bryant	342
<b>Stephen Gostkowski</b>	<b>308</b>

## GOSTKOWSKI BREAKS HIS OWN TEAM RECORD

Gostkowski set a Patriots franchise record with 38 field goals in 2013 and now owns the top four field goal seasons in team history.

### MOST FIELD GOALS MADE IN A SEASON/PATRIOTS

Player	Field Goals	Year
<b>Stephen Gostkowski</b>	<b>38</b>	<b>2013</b>
<b>Stephen Gostkowski</b>	<b>36</b>	<b>2008</b>
<b>Stephen Gostkowski</b>	<b>35</b>	<b>2014</b>
<b>Stephen Gostkowski</b>	<b>33</b>	<b>2015</b>
Tony Franklin	32	1986
Adam Vinatieri	31	2004
Adam Vinatieri	31	1998

## ON THE MARK

Gostkowski made 94.6 percent of his field goals in 2014 (35-of-37), setting a new team record for field goal percentage in a single season.

### PATRIOTS BEST FIELD GOAL PCT./SEASON

(Minimum 30 Attempts)

Player	Years	FGM	FGA	Pct.
<b>Stephen Gostkowski</b>	<b>2014</b>	<b>35</b>	<b>37</b>	<b>.946</b>
Adam Vinatieri	2004	31	33	.939
<b>Stephen Gostkowski</b>	<b>2013</b>	<b>38</b>	<b>41</b>	<b>.927</b>
<b>Stephen Gostkowski</b>	<b>2015</b>	<b>33</b>	<b>36</b>	<b>.917</b>
<b>Stephen Gostkowski</b>	<b>2008</b>	<b>36</b>	<b>40</b>	<b>.900</b>
Adam Vinatieri	2002	27	30	.900

## GOSTKOWSKI KICKS CAREER-LONG FG

Gostkowski connected on a career-long 57-yard field goal at Dallas on Oct. 11, 2015, to tie a franchise record. Adam Vinatieri kicked a 57-yarder at Chicago on Nov. 10, 2002. Gostkowski's previous long was a 54-yarder vs. New Orleans (10/13/13).

## MOST 50-YARD FIELD GOALS IN TEAM HISTORY

Gostkowski has the most 50-yard field goals in New England history.

### PATRIOTS RECORD FOR MOST 50 YARD FIELD GOALS

Player	Years	FGM	FGA	Pct.
<b>Stephen Gostkowski</b>	<b>2006-16</b>	<b>19</b>	<b>26</b>	<b>73.1</b>
Adam Vinatieri	1996-2005	8	17	47.1
Tony Franklin	1984-87	3	6	50.0

## 30-PLUS FIELD GOAL SEASONS

Stephen Gostkowski is one of seven players in NFL history to make 30 or more field goals in at least four different seasons after reaching 30 field goal for the third straight season in 2015.

### MOST 30 FIELD GOAL SEASONS

Player	Team	Years	Seasons
John Carney	NYG/NO/SD	1993-94, 1999, 2002, 08	5
David Akers	SF/PHI	2002, 2008-11	5
<b>Stephen Gostkowski</b>	<b>NE</b>	<b>2008, 2013-15</b>	<b>4</b>
Adam Vinatieri	IND/NE	1998, 2004, 2013-14	4
Jay Feely	ARI/NYJ/NYG/ATL	2002, 05, 09, 13	4
Matt Stover	BAL	2000-01, 03, 05	4
Justin Tucker	BAL	2012-13, 2015-16	4

## FIFTH-MOST FGs IN A SEASON

### MOST FIELD GOALS MADE IN A SEASON/NFL

Player	Field Goals	Year
David Akers (San Francisco)	44	2011
Neil Rackers (Arizona)	40	2005
Olindo Mare (Miami)	39	1999
Jeff Wilkins (St. Louis)	39	2003
<b>Stephen Gostkowski (Patriots)</b>	<b>38</b>	<b>2013</b>
Justin Tucker (Baltimore)	38	2016
Justin Tucker (Baltimore)	38	2013

## MOST 50-YARD FGs IN A SEASON

Gostkowski was 5-of-6 on 50 yard field goals in 2013, the most by a Patriots player in a single season and was 4-of-5 from 50 yards in 2015. The NFL record for most successful 50-yard field goals in a season is 10 by Blair Walsh in 2012 with Minnesota.

## KICKING A CAREER HIGH

Stephen Gostkowski made five field goals vs. Cincinnati (10/5/14), setting a new single-game career high. Gostkowski's five field goals tied the second highest single-game total in Patriots history, trailing only Gino Cappelletti's six successful field goals on Oct. 4, 1964. The last time a Patriots player had five field goals in a game was on Nov. 14, 2004, when Adam Vinatieri had five field goals vs. Buffalo.

## TWO FROM 50-PLUS

Gostkowski drilled a 51-yard field goal and a 53-yarder vs. Arizona (9/16/12) and connected on two 53-yard field goals at Houston on (12/1/13). He is the first Patriots player to have two 50-yard field goals in the same game.

## RYAN COMES UP BIG

P Ryan Allen had six of his seven punts downed inside the 20-yard line and helped hold Houston (9/22/16) to no punt return yards. He landed punts at the 11, 10, 10 14, 5 and 4. His only punt that did not land inside the 20, was downed at the 20-yard line. Ryan's previous best was five punts inside the 20-yard line on Oct. 6, 2013, at Cincinnati. He was named AFC Special Teams Player of the Week for his performance.



# PATRIOTS REFERENCE NOTES

## CONSECUTIVE PLAYOFF SEASONS

The Patriots have made the playoffs for eight consecutive seasons, one behind the NFL record held by Dallas and Indianapolis

### MOST CONSECUTIVE PLAYOFF SEASONS/NFL HISTORY

9	Dallas Cowboys (1975-83) Indianapolis Colts (2002-10)
8	<b>New England Patriots (2009-16)</b> Green Bay Packers (2009-16) Pittsburgh Steelers (1972-79) Los Angeles Rams (1973-80) Dallas (1966-73) San Francisco (1983-90) Houston Oilers (1987-93) San Francisco 49ers (1992-98)
7	

## PATRIOTS REACH DOUBLE-DIGIT W'S

New England reached at least 10 regular-season wins for 14 consecutive seasons, joining San Francisco (16) as the only teams to accomplish the feat.

Team	Years	Consecutive Seasons with 10+ Wins
San Francisco	1983-1998	16
<b>New England</b>	<b>2003-2016</b>	<b>14</b>
Indianapolis	2002-2010	9
Dallas	1975-1981	7

## DIVISIONAL DOMINANCE I

The Patriots have the highest winning percentage vs. division opponents from November until the end of the season since 2002.

Team	W	L	T	Pct.
<b>New England</b>	<b>38</b>	<b>11</b>	<b>0</b>	<b>.776</b>
Indianapolis	39	13	0	.750
Green Bay	40	16	1	.714
Pittsburgh	42	18	0	.700
Seattle	34	17	0	.667

## TOP 10 OFFENSE

Since the 1970 merger, the Patriots offense has finished in the top 10 a total of 21 times, including 11 times under Bill Belichick.

Year	Rank
2016	4 (386.3)
2015	6 (374.4)
2013	7 (384.5)
2012	1 (427.9)
2011	2 (428.0)
2010	8 (363.8)
2009	3 (397.3)
2008	5 (365.4)
2007	1 (411.3)
2005	7 (352.0)
2004	7 (411.3)

## FORCING THE ISSUE

The Patriots lead the NFL with a +189 turnover margin since the 1994 season.

### NFL TURNOVER MARGIN SINCE 1994

Rank	Team	Turnover Margin
1.	<b>New England</b>	<b>+189</b>
2.	Kansas City	+122
3.	Green Bay	+99

## STRONG IN THE SECOND HALF

Since 2001, the Patriots have done a remarkable job of finishing the season strong, compiling an NFL-best 98-27 (.784) record in games on or after Thanksgiving.

### PATRIOTS BEFORE AND AFTER THANKSGIVING SINCE 2001

Season	Pre-Thanksgiving	Post-Thanksgiving	Overall
2001	5-5 (.500)	9-0 (1.000)	14-5*
2002	6-5 (.545)	3-2 (.600)^	9-7
2003	9-2 (.818)	8-0 (1.000)	17-2*
2004	9-1 (.900)	8-1 (.889)	17-2*
2005	6-4 (.600)	5-3 (.625)	11-7*
2006	7-3 (.700)	7-2 (.777)	14-5*
2007	10-0 (1.000)	8-1 (.889)	18-1*
2008	7-4 (.636)	4-1 (.800)	11-5
2009	7-3 (.700)	3-4 (.429)	10-7*
2010	8-2 (.800)	6-1 (.857)^	14-3*
2011	7-3 (.700)	8-1 (.889)	15-4*
2012	7-3 (.700)	6-2 (.750)^	13-5*
2013	8-3 (.727)	5-2 (.833)	13-5*
2014	9-2 (.818)	6-2 (.750)	15-4*
2015	10-0 (1.000)	3-5 (.375)	13-5*
2016	8-2 (.800)	9-0 (1.000)	17-2*
<b>Totals</b>	<b>123-42 (.745)</b>	<b>98-27 (.784)</b>	<b>221-69</b>

\*-Includes playoffs ^Includes games played on Thanksgiving

### BEST RECORDS ON OR AFTER THANKSGIVING SINCE 2001 (Includes regular-season and playoff games)

Team	W	L	T	Pct.
<b>New England</b>	<b>98</b>	<b>27</b>	<b>0</b>	<b>.784</b>
Pittsburgh	80	36	0	.690
Green Bay	74	42	0	.638
Indianapolis	71	44	0	.617
Seattle	68	47	0	.591

## NFL'S BEST AT HOME

Since Gillette Stadium opened in 2002, the Patriots own the NFL's best record at home overall. The Patriots own an overall record of 102-20 (.836) at home in regular season games and a 118-23 (.837) record including playoffs. The Patriots are an NFL-best 162-47 at home since 1994 when Robert Kraft purchased the team.

### BEST HOME RECORDS SINCE 2002 (including playoffs)

Team	W	L	T	Pct.
<b>New England</b>	<b>118</b>	<b>23</b>	<b>0</b>	<b>.837</b>
Seattle	96	36	0	.727
Indianapolis	95	38	0	.714
Pittsburgh	94	36	1	.721
Green Bay	92	39	1	.701
Baltimore	91	34	0	.728
Denver	89	42	0	.679
Minnesota	79	46	0	.632
Atlanta	77	50	0	.606
Philadelphia	77	53	0	.592
LA Chargers	76	51	0	.598
Arizona	75	49	1	.604

## SHARP AT GILLETTE

The Patriots concluded a 20-game home winning streak with a 24-20 loss to the New York Giants on Nov. 6, 2011. It was the longest home win streak in team history. The Patriots own an overall record of 102-20 (.836) at Gillette Stadium in regular season games. The NFL record for most consecutive home victories is 27, achieved by Miami from 1971-74.

### HIGHEST HOME WINNING PCT. SINCE 1970 (MINIMUM 25 GAMES):

Team	Stadium	W-L-T	WIN PCT.
<b>New England</b>	<b>Gillette Stadium</b>	<b>102-20-0</b>	<b>.836</b>
Miami	Orange Bowl	101-22-1	.819
Minnesota	Metropolitan Stadium	64-23-1	.733
Pittsburgh	Heinz Field	94-34-1	.733
LA Rams	Memorial Coliseum	53-20-2	.726

### LONGEST HOME WINNING STREAK/PATRIOTS HISTORY (REG. SEASON)

Streak	First Win	Last Win
20	Dec. 21, 2008	Oct. 16, 2011
18	Dec. 29, 2002	Sept. 8, 2005
16	Dec. 30, 2012	Dec. 28, 2014
12	Nov. 26, 2006	Sept. 7, 2008
10	Sept. 18, 1976	Oct. 30, 1977



# PATRIOTS REFERENCE NOTES

## WHAT'S THE POINT?

During the past 17 seasons, the Patriots defense has always ranked higher in points allowed than in yards allowed except for 2007, when both ranked fourth and in 2015.

	<u>Avg. Points Allowed</u>	<u>Avg. Yds Allowed</u>
2016	15.6 (1)	326.4 (8)
2015	19.7 (10)	339.4 (9)
2014	19.5 (8)	344.1 (13)
2013	21.1 (10)	373.1 (26)
2012	20.7 (9t)	373.3 (25)
2011	21.4 (15)	411.1 (31)
2010	19.6 (8)	365.5 (25)
2009	17.8 (5)	320.2 (11)
2008	19.3 (8)	309.0 (10)
2007	17.1 (4)	288.3 (4)
2006	14.8 (2)	294.4 (6)
2005	21.1 (17)	330.2 (26)
2004	16.3 (2t)	310.6 (9)
2003	14.9 (1)	291.6 (7)
2002	21.6 (17)	336.1 (23)
2001	17.0 (6)	334.5 (24)
2000	21.1 (17)	334.6 (20)

## TOP OFFENSE

The Patriots had finished in the top-10 in offense for seven straight seasons (2007-13), second only to the 11 straight by New Orleans (2006-16).

The NFL record for the most consecutive seasons finishing in the top-10 in offense since the merger in 1970 is the San Francisco 49ers with 15 (1982-96).

## IN A RUSH FOR THE END ZONE

Since 2003, the Patriots and Kansas City are the only teams to average more than one rushing touchdown per game. The Patriots have 248 rushing touchdowns in 227 games.

### RUSHING TOUCHDOWNS SINCE 2003 (REGULAR SEASON)

<b>New England</b>	<b>248</b>
Kansas City	230
Minnesota	215
Philadelphia	214
Carolina	212
LA Chargers	212
Atlanta	207
New Orleans	203

## HISTORIC SCORING CLIP

The Patriots had a historic scoring output over a three-game span in October and November 2014. New England tied a team record by scoring 40 or more points in three consecutive games from Oct. 26 to Nov. 16. The Patriots also scored 40 or more in three straight games in 2007. The Patriots have scored 40 or more points 62 times in team history, including 35 times since Bill Belichick became head coach in 2000, and 19 times since 2010.

### PATRIOTS HISTORY / MOST CONSECUTIVE GAMES WITH 40+ POINTS

Gm	Year	Game 1	Game 2	Game 3
3	2014	10/26/14 (51-23 v. CHI)	11/02/14 (43-21 v. DEN)	11/16/14 (42-20 @ IND)
3	2007	10/14/07 (48-27 @ DAL)	10/21/07 (49-28 @ MIA)	10/28/07 (52-7 v. WAS)
2	1962	09/21/62 (41-16 v. DEN)	10/06/62 (43-14 @ NYT)	
2	2002	09/15/02 (44-7 @ NYJ)	09/22/02 (41-38 v. KC)	
2	2008	12/14/08 (49-26 @ OAK)	12/21/08 (47-7 v. ARZ)	
2	2010	11/25/10 (45-24 @ DET)	12/06/10 (45-3 v. NYJ)	
2	2012	11/18/12 (59-24 v. IND)	11/22/12 (49-19 @ NYJ)	
2	2015	09/20/15 (40-32 @ BUF)	09/27/15 (51-17 vs. JACK)	

## SCORING FLURRY

The Patriots scored three touchdowns in a 57-second span during the final two minutes of the first half against Chicago on Oct. 26, 2014 to turn a 17-7 lead into a 38-7 cushion. It was the fastest three-touchdown flurry in the NFL since the Patriots had three touchdowns in 52 seconds against the New York Jets on Nov. 22, 2012. The Patriots are one of three teams to score three touchdowns in under a minute since the 1970 merger, and are the only team to have achieved the feat twice.

### NFL TEAMS TO SCORE THREE TDs IN LESS THAN 1 MINUTE

2014 New England Patriots vs. Chicago Bears (10-26-14)

2012 New England Patriots at New York Jets (11-22-12)

2002 Seattle Seahawks vs. Minnesota Vikings (9-29-02)

1998 Atlanta Falcons vs. Carolina Panthers (10-4-98)

### HOW THE PATRIOTS SCORED THREE TOUCHDOWNS IN 57 SECONDS:

★ Rob Gronkowski got the scoring started by hauling in a 2-yard touchdown pass from Tom Brady with 1:57 left in the first half to make the score 24-7 and cap off a 10-play, 80-yard drive.

★ After the Patriots defense forced a quick three-and-out, a 42-yard Julian Edelman punt return gave New England possession at the Chicago 9-yard line, and Brady found Brandon LaFell for a 9-yard touchdown on the next play to give the Patriots a 31-7 lead with 1:07 left in the first half.

★ On the Bears' first play following the LaFell touchdown, Zach Moore forced a Jay Cutler fumble that was recovered by Rob Ninkovich and returned for a 15-yard touchdown and a 38-7 Patriots lead with 55 seconds left in the first half.

## A COMEBACK FOR THE AGES

The Patriots came back from a 24-point deficit to defeat the Broncos, 34-31, in overtime in a Sunday Night Football matchup on Nov. 24, 2013, marking the largest regular season comeback win in team history, after trailing 24-0 at half-time.

New England's previous best comeback win was from a 23-0 deficit to win, 38-23, vs. Seattle (9/16/84). The Patriots also came back from 22 points down to win at the New York Giants, 23-22 (12/21/96). The Patriots have come from 21 points down to win four times, most recently vs. Buffalo (1/1/12).



# PATRIOTS

## PLAYOFF NOTES

### PATRIOTS IN THE PLAYOFFS

The Patriots have qualified for the playoffs 24 times in their 57-year history. Eighteen of those playoff berths have come in the 23 seasons since Robert Kraft purchased the team in 1994, a dramatic contrast to the six total playoff berths the team earned in its first 34 years of existence. The Patriots have won 19 division crowns, including 14 in the last 16 seasons, and have qualified as a Wild Card team four times (1976, 1985, 1994 and 1998). The Patriots also qualified for the playoffs in 1982 during the strike season.

#### PATRIOTS PLAYOFF SEASONS (24)

Year	How Qualified	Seed	Record	Result
2016	Division Champions	1	3-0	Super Bowl Champions
2015	Division Champions	2	1-1	AFC Championship Game
2014	Division Champions	1	3-0	Super Bowl Champions
2013	Division Champions	2	1-1	AFC Championship Game
2012	Division Champions	2	1-1	AFC Championship Game
2011	Division Champions	1	2-1	AFC Champions
2010	Division Champions	1	0-1	AFC Divisional Round
2009	Division Champions	3	0-1	Wild Card Round
2007	Division Champions	1	2-1	AFC Champions
2006	Division Champions	4	2-1	AFC Championship Game
2005	Division Champions	4	1-1	AFC Divisional Round
2004	Division Champions	2	3-0	Super Bowl Champions
2003	Division Champions	1	3-0	Super Bowl Champions
2001	Division Champions	2	3-0	Super Bowl Champions
1998	Wild Card	6	0-1	Wild Card Round
1997	Division Champions	3	1-1	AFC Divisional Round
1996	Division Champions	2	2-1	AFC Champions
1994	Wild Card	5	0-1	Wild Card Round
1986	Division Champions	3	0-1	AFC Divisional Round
1985	Wild Card	5	3-1	AFC Champions
1982*	16-Team Format	7	0-1	First Round
1978	Division Champions	2	0-1	AFC Divisional Round
1976	Wild Card	4	0-1	AFC Divisional Round
1963	Division Champions	-	1-1	AFL Championship Game

\*Strike Year

32-19 Record

### MOST PLAYOFF WINS IN A DECADE

The Patriots won 14 playoff games in the decade from 2000-09, tying the 1970s Pittsburgh Steelers and Dallas Cowboys for the most playoff victories by any NFL team in either the 1930s, 1940s, 1950s, 1960s, 1970s, 1980s, 1990s or 2000s.

#### MOST PLAYOFF VICTORIES IN A DECADE

Team	Decade	Playoff Wins	Championships
New England	2000s	14	2001, 2003, 2004
Dallas	1970s	14	1971, 1977
Pittsburgh	1970s	14	1974, 1975, 1978, 1979
San Francisco	1980s	13	1981, 1984, 1988, 1989
Dallas	1990s	12	1992, 1993, 1995
New England	2009-present	11	2014, 2016
Washington	1980s	11	1982, 1987
Buffalo	1990s	10	-
Pittsburgh	2000s	10	2005, 2008

### SUSTAINED PLAYOFF SUCCESS

The Patriots won 11 playoff games from 2003-07, tying the NFL's highest playoff victory total over a five-season span.

#### MOST PLAYOFF VICTORIES IN A FIVE-YEAR SPAN

Team	5-Year Span	Playoff Wins	SB Wins
New England Patriots	2003-07	11	2
Dallas Cowboys	1991-95	11	3
Dallas Cowboys	1992-96	11	3
New England Patriots	2001-05	10	3
Pittsburgh Steelers	1974-78	10	3
Pittsburgh Steelers	1975-79	10	3
New England Patriots	2012-16	9	2
Buffalo Bills	1990-94	9	0
Green Bay Packers	1993-97	9	1
Baltimore Ravens	2008-12	9	1

### PATS REACH 50 PLAYOFF GAMES

The Patriots played in their 50th postseason game in the AFC Title Game against Pittsburgh on Jan. 22, 2017 and are now one of five NFL teams with 50 postseason games. Super Bowl 51 was the Patriots 51st playoff game.

#### MOST POSTSEASON GAMES PLAYED

Team	Postseason Games Played
Dallas	61
Pittsburgh	60
Green Bay	56
New England	51
San Francisco	50

### PATRIOTS AT HOME IN THE PLAYOFFS

The Patriots are 20-4 (.833) at home in the playoffs in their history. Twenty-three of the franchise's 24 home playoff games have taken place since Robert Kraft purchased the team 23 years ago. After Kraft bought the team, the Patriots won 11 consecutive home playoff games before experiencing a home loss.

#### PATRIOTS AT HOME IN THE PLAYOFFS (20-4)

Date	Round	Opponent	W/L	Score
01/22/17	AFC Championship	Pittsburgh	W	36-17
01/14/17	AFC Divisional	Houston	W	34-16
01/16/16	AFC Divisional	Kansas City	W	27-20
01/18/15	AFC Championship	Indianapolis	W	45-7
01/10/15	AFC Divisional	Baltimore	W	35-31
01/11/14	AFC Divisional	Indianapolis	W	43-22
01/20/13	AFC Championship	Baltimore	L	13-28
01/13/13	AFC Divisional	Houston	W	41-28
01/22/12	AFC Championship	Baltimore	W	23-20
01/14/12	AFC Divisional	Denver	W	45-10
01/16/11	AFC Divisional	N.Y. Jets	L	21-28
01/10/10	AFC Wild Card	Baltimore	L	14-33
01/20/08	AFC Championship	San Diego	W	21-12
01/12/08	AFC Divisional	Jacksonville	W	31-20
01/07/07	AFC Wild Card	N.Y. Jets	W	37-16
01/07/06	AFC Wild Card	Jacksonville	W	28-3
01/16/05	AFC Divisional	Indianapolis	W	20-3
01/18/04	AFC Championship	Indianapolis	W	24-14
01/10/04	AFC Divisional	Tennessee	W	17-14
01/19/02	AFC Divisional	Oakland	W	16-13 (OT)
12/28/97	AFC Wild Card	Miami	W	17-3
01/12/97	AFC Championship	Jacksonville	W	20-6
01/05/97	AFC Divisional	Pittsburgh	W	28-3
12/31/78	AFC Divisional	Houston	L	14-31

### PATRIOTS AT HOME IN THE PLAYOFFS

#### NFL LONGEST CONSECUTIVE HOME PLAYOFF WINNING STREAKS

Team	Wins	Seasons
Green Bay Packers	13	1939-2001
New England Patriots	11	1996-2008
Buffalo Bills	9	1988-1995
Washington Redskins	8	1942-1983

## HOME DOMINANCE

The Patriots have a 20-4 (.833) all-time record in home playoff games. The Patriots' .833 winning percentage at home in the postseason is second among teams with at least 10 home playoff games. The Patriots are now one of four teams with at least 20 wins at home. Pittsburgh has 21 home wins in the postseason, followed by the Patriots (20), Dallas (20) and San Francisco (20).

TEAM	RECORD	PCT.
Seattle	12-2	.857
New England	20-4	.833
Oakland	19-5	.792
Green Bay	18-5	.783
Denver	17-5	.773
Buffalo	10-3	.769
Washington	13-5	.722
Dallas	20-9	.690
San Francisco	20-9	.690

### PATRIOTS AT HOME IN THE PLAYOFFS

#### NFL LONGEST CONSECUTIVE HOME PLAYOFF WINNING STREAKS

Team	Wins	Seasons
Green Bay Packers	13	1939-2001
New England Patriots	11	1996-2008
Buffalo Bills	9	1988-1995
Washington Redskins	8	1942-1983



# PATRIOTS

## PLAYOFF NOTES

### ALL-TIME PLAYOFF RESULTS

The Patriots have compiled a 32-19 record in their 51 playoff games and their .627 playoff winning percentage is second-best in NFL history among teams that have played at least 15 playoff games.

#### PATRIOTS PLAYOFF RECORD BY ROUND

Round	Record
First Round*	0-1
Wild Card Round	4-3
Divisional Round	14-6
AFC Championship	9-4
AFL Championship	0-1
Super Bowl	5-4
<b>Total</b>	<b>32-19</b>

\*1982 Strike Season

#### ALL-TIME BEST NFL PLAYOFF RECORDS (Minimum 15 Postseason Games)

Team	Wins	Losses	Win Pct.
Baltimore Ravens	15	8	.652
<b>New England Patriots</b>	<b>32</b>	<b>19</b>	<b>.627</b>
Green Bay Packers	34	22	.607
Pittsburgh Steelers	36	24	.600
San Francisco 49ers	30	20	.600
Oakland/L.A. Raiders	25	19	.568
Carolina Panthers	9	7	.563
Dallas Cowboys	34	27	.557

#### MOST POSTSEASON WINS ALL-TIME

Team	Wins
Pittsburgh Steelers	36
Dallas Cowboys	34
Green Bay Packers	34
<b>New England Patriots</b>	<b>32</b>
San Francisco 49ers	30
Oakland Raiders	25

### PATRIOTS PLAYOFF TRENDS

#### PATRIOTS PLAYOFF TRENDS (SINCE 1970 NFL MERGER)

All-Time (31-18)	Record
vs. AFC	26-14
vs. NFC	5-4
Home	20-4
Away	6-10
Leading at Halftime	23-4
Trailing at Halftime	5-12
Tied at Halftime	3-2
Leading After 3 Quarters	23-4
Tied After 3 Quarters	3-0
Trailing After 3 Quarters	5-14
Decided by 7 Points or Fewer	13-9
Decided by 3 Points or Fewer	7-4
When Scoring First	23-7
When Not Scoring First	8-11
Positive Turnover Ratio	21-1
Even Turnover Ratio	4-4
Negative Turnover Ratio	6-13
Winning or Even Penalty Ratio	24-3
Losing Penalty Ratio	7-15
With a 100-Yard Rusher	9-0
Without a 100-Yard Rusher	22-18
With a 100-Yard Receiver	16-7
Without a 100-Yard Receiver	15-12
When Allowing a 100-Yard Rusher	4-5
When Not Allowing a 100-Yard Rusher	27-13
When Allowing a 100-Yard Receiver	7-7
When Not Allowing a 100-Yard Receiver	24-10
With a 300-Yard Passer	9-3
Without a 300-Yard Passer	22-15
Allowing a 300-Yard Passer	8-2
Not Allowing a 300-Yard Passer	24-16

### PATRIOTS CLINCH PLAYOFF SPOT FOR 18th TIME IN KRAFT'S 23 YEARS OF OWNERSHIP

New England has qualified for the playoffs 24 times in its 57-year history. The Patriots have earned 18 of those playoff berths in the 23 seasons since Robert Kraft purchased the team in 1994. New England has won 19 division crowns overall (18 AFC East crowns) and has qualified as a Wild Card team on four occasions (1998, 1994, 1985 and 1976). The Patriots also qualified for the playoffs in 1982 as part of a 16-team tournament following a players' strike.



### ANNUAL ACHIEVEMENTS

The Patriots won more than half of their games for the 16th straight year with a 14-2 record in 2016. They are the first team to win more than half of their games in 16 straight seasons since free agency began in 1993.

The Patriots are the third team to win more than half of their games in 16 straight seasons since the 1970 AFL-NFL merger, joining the 49ers (16 straight from 1983-98) and the Cowboys (16 straight from 1970-85).

The Patriots have now won nine or more games in 20 of the 23 seasons Robert Kraft has owned the team.

#### MOST CONSECUTIVE WINNING SEASONS (SINCE 1970 NFL MERGER)

Team	Winning Seasons
<b>New England Patriots (2001-16)</b>	<b>16</b>
San Francisco 49ers (1983-98)	16
Dallas Cowboys (1970-85)	16
Oakland Raiders (1970-80)	11

#### MOST CONSECUTIVE WINNING SEASONS ALL-TIME

Dallas (1966-85)	20
<b>New England (2001-16)</b>	<b>16</b>
San Francisco (1983-98)	16
Oakland (1965-80)	16
Chicago (1930-44)	15
Green Bay (1934-47)	14
Cleveland (1957-69)	13

### PATRIOTS NEAR THE TOP WITH 31 WINNING SEASONS SINCE THE NFL MERGER

The Patriots have 31 winning seasons since the 1970 merger.

#### MOST WINNING SEASONS SINCE THE 1970 MERGER

Pittsburgh	34
<b>New England</b>	<b>31</b>
Dallas	31
Miami	30
Denver	29
Minnesota	28
San Francisco	26

### CONTINUED ADVANCEMENT

#### TEAMS TO WIN AT LEAST ONE PLAYOFF GAME IN CONSECUTIVE SEASONS

Team	Consecutive Seasons	Years	Wins
<b>New England Patriots</b>	<b>6</b>	<b>2011-16</b>	<b>11</b>
Dallas Cowboys	6	1991-96	12
Seattle Seahawks	5	2012-16	8
New England Patriots	5	2003-07	11
Baltimore Ravens	5	2008-12	9
Philadelphia Eagles	5	2000-04	7
Green Bay Packers	5	1993-97	9
Oakland Raiders	5	1973-77	7





# PATRIOTS

## PLAYOFF NOTES

### 2016 AFC EAST CHAMPIONS

The Patriots claimed the AFC East Division title for the eighth consecutive season and for the 16th time under Robert Kraft.

#### DIVISION CHAMPIONSHIPS SINCE 1994

New England Patriots	16
Pittsburgh Steelers	12
Green Bay Packers	12
Indianapolis Colts	10

### SIX STRAIGHT CONFERENCE CHAMPIONSHIP GAMES

The Patriots advanced to the AFC Championship for the sixth straight season in 2016, the most consecutive Conference Title appearances by an NFL team in history.

#### NFL TEAMS WITH AT LEAST THREE CONSECUTIVE CONFERENCE CHAMPIONSHIP GAME APPEARANCES SINCE 1970 MERGER

Team	Years	Results
New England Patriots	(6) 2011-2016	(3-3) W, L, L, W, L, W
Oakland Raiders	(5) 1973-1977	(1-4) L, L, L, W, L
Philadelphia Eagles	(4) 2001-2004	(1-3) L, L, L, W
Buffalo Bills	(4) 1990-1993	(4-0) W, W, W, W
Dallas Cowboys	(4) 1970-1973	(2-2) W, W, L, L
Dallas Cowboys	(4) 1992-1995	(3-1) W, W, L, W
San Francisco 49ers	(3) 2011-2013	(1-2) L, W, L
Dallas Cowboys	(3) 1980-1982	(0-3) L, L, L
Green Bay Packers	(3) 1995-1997	(2-1) L, W, W
Miami Dolphins	(3) 1971-1973	(3-0) W, W, W
Pittsburgh Steelers	(3) 1974-1976	(2-1) W, W, L
San Francisco 49ers	(3) 1992-1994	(1-2) L, L, W
San Francisco 49ers	(3) 1988-1990	(2-1) W, W, L
St. Louis Rams	(3) 1974-1976	(0-3) L, L, L

### PATRIOTS EARN ANOTHER BYE

The Patriots secured a first round playoff bye in 2016 for the 11th time since 2001—a feat unmatched by any team in the NFL in the last 16 years.

#### MOST SEASONS EARNING A BYE SINCE 2001

New England	11
Denver	5
Atlanta	4
Chicago	4
Pittsburgh	4
Seattle	3
Indianapolis	3
Philadelphia	3

### NFL MARK FOR MOST FIRST-ROUND BYES

The Patriots earned a first-round bye in the 2016 NFL playoffs and lead the NFL with 12 first-round byes since the current NFL playoff format was instituted in 1990. The Patriots earned a first-round bye for the seventh consecutive season, becoming the first team in NFL history to do so. Dallas and San Francisco earned four straight byes from 1992 through 1995.

#### MOST SEASONS EARNING A BYE SINCE 12-TEAM PLAYOFF FORMAT IN 1990

New England	12
Denver	8
Pittsburgh	8
San Francisco	8

#### MOST FIRST ROUND BYES SINCE 2001

New England	11
Denver	5
Atlanta	4
Chicago	4
Pittsburgh	4
Indianapolis	3
Philadelphia	3
Seattle	3

### TITLE TOWN

The Patriots topped the Los Angeles Rams (1973-79) as the only team to win eight straight division titles. Los Angeles won seven straight NFC West titles.

#### MOST CONSECUTIVE DIVISION TITLES

Team	Division	Titles	Years
New England Patriots	AFC East	8	2009-16
Los Angeles Rams	NFC West	7	1973-79
Pittsburgh Steelers	AFC Central	6	1974-79
Minnesota Vikings	NFC Central	6	1973-78
Dallas Cowboys	NFL Capitol/NFC East	6	1966-71
Cleveland Browns	American/Eastern Conf.	6	1950-55
New England Patriots	AFC East	5	2003-07
Denver Broncos	AFC West	5	2011-15
Indianapolis Colts	AFC South	5	2003-07
Dallas Cowboys	NFC East	5	1992-96
San Francisco 49ers	NFC West	5	1986-90
Chicago Bears	NFC Central	5	1984-88
Oakland Raiders	AFC West	5	1972-76

The Patriots have won the AFC East for eight straight seasons, besting the five straight the team won from 2003-07 for the longest streak in AFC East division history. The Patriots have won 14 of the last 16 division crowns. The Patriots have won 16 division titles in the 23 seasons since Robert Kraft bought the team in 1994.

#### MOST CONSECUTIVE AFC EAST TITLES

Team	Streak	Years
New England Patriots	8	2009-16
New England Patriots	5	2003-07
Buffalo Bills	4	1988-91
Miami Dolphins	4	1981, 1983-85*
Miami Dolphins	4	1971-74
Baltimore Colts	3	1975-77
Buffalo Bills	3	1964-66@

\* Due to 1982 strike, the NFL played just a nine-game season and the standings were not divided into divisions that season.

@AFL

### ALL-TIME SUPER BOWL BERTHS

New England advanced to its ninth Super Bowl in franchise history in 2016, a total that is the most Super Bowl berths.

#### TEAM SUPER BOWLS

New England Patriots	9
Dallas Cowboys	8
Denver Broncos	8
Pittsburgh Steelers	8
San Francisco 49ers	6
GB, NYG, OAK, WAS, MIA	5

## WINNING TANDEM

Bill Belichick and Tom Brady are the winningest coach and quarterback tandem in the postseason and continued to build on their success in 2016.

Quarterback/Head Coach	Postseason wins
Bill Belichick/Tom Brady	25
Chuck Noll/Terry Bradshaw	14
Tom Landry/Roger Staubach	11



# PATRIOTS FOOTBALL Network

The **Patriots Football Network (PFN)** is the full portfolio of media offerings from the three-time Super Bowl Champion New England Patriots. PFN provides Patriots content produced both in-house and with media partners spanning print, television, radio and the Internet.

## PATRIOTS ALL ACCESS

The Emmy Award-winning "Patriots All-Access" airs weekly throughout the season on WBZ-TV Channel 4 in Boston and regional affiliates in Hartford, Providence and Springfield, MA, Burlington, VT Portland and Bangor ME. "Patriots All-Access" features exclusive behind-the-scenes access and in-depth weekly features on Patriots players and personnel. Hosted by WBZ's Steve Burton, the show features weekly sit-downs with Bill Belichick including the popular "Belestrator" segment where the coach breaks down upcoming opponents with Scott Zolak. The program airs Fridays from 7 p.m.-8 p.m. on WBZ-TV and Sunday from 9 a.m.-10 a.m. on myTV38 in Boston. Check local listings for airtime.



"Patriots All-Access" airs Fridays from 7-8 p.m. on **WBZ-TV** and Sunday from 9-10 a.m. on **myTV38** in Boston. **Check local listings for airtime.**  
Check your local listings for airtime.

## PATRIOTS THIS WEEK

**PATRIOTS THIS Week:** Insider information. Passionate debate. Timely analysis. That's what "Patriots This Week" delivers. The show, hosted by Bob Socci with former Patriots Scott Zolak and Matt Chatham, is a fast-paced, half-hour of football talk. From breaking down the previous contest to game planning the next opponent, there's no better way to get ready for football than "Patriots This Week" — every Saturday night at 10:30 p.m. on Comcast SportsNet

## PATRIOTS.COM

### NEWS

Patriots.com features daily updates and exclusive content from the writers of *Patriots Football Weekly*, offering everything from breaking news to player features and the popular "Ask PFV" postings.

### VIDEO

The Patriots offer video ready for any device with a screen. Live video includes every Coach Belichick and Tom Brady press conference, the Dunkin Donuts pregame and Xbox One postgame shows and other events such as special episodes of Patriots All Access and the Patriots Hall of Fame induction ceremony. On demand video ranges from daily news updates, special features, player interviews, game highlights and Patriots Cheerleaders. Video offerings also include exclusive content such as postgame locker room celebrations and "Belichick Break-downs" where Coach gives his unique insight into opponents and plays.

### AUDIO

Live, original radio shows and on demand podcasts produced from the studios at Gillette Stadium are available on Patriots.com, the Patriots app, TuneIn Radio, iTunes and other podcast platforms. The line-up includes "PFV in Progress," the team's flagship show featuring the writers from Patriots Football Weekly, "Patriots Playbook" with John Rooke, The Bob Socci Show, Fantasy Football Champs and the Cover 2 Podcast with Don Banks and Chris Price.

Additional audio content includes, every press conference and conference call, player interviews, Training Camp-cast, Patriots Roster Report, Patriots Prospect Reports and special live NFL Draft shows. Wherever there's a speaker, there's Patriots audio, anytime, anywhere. Check Patriots.com for in-season and out of season schedules.

### PHOTOS

The Patriots in-house photographers produce the largest selection of Patriots game action and behind-the-scenes photos in the world. Hundreds of player and cheerleader galleries will keep you clicking!

### LIFESTYLE

The action doesn't stop with the final whistle. That's why the Patriots started its Lifestyle section a few years ago. Find out what the players are doing off the field plus features on fans, fashion, food and fun!

## PATRIOTS MONDAY ON WEEI

WEEI Sports Radio broadcasts Patriots Monday each week, offering fans unique insight and analysis from Coach Belichick and Tom Brady in addition to other Patriots players. WEEI will broadcast Patriots Monday live from Gillette Stadium each Monday, kicking off with Kirk & Callahan at 6 a.m.

## PATRIOTS FRIDAY ON WAAF

WAAF broadcasts Patriots Friday each week, offering fans a look ahead at the weekend's game, match ups and rivalries. Various Patriots players will be featured on air. WAAF will broadcast Patriots Fridays each week throughout the season with Greg Hill from the Hill-Man Morning Radio Show.

## 98.5 THE SPORTS HUB PATRIOTS RADIO NETWORK

98.5 The Sports Hub is the Patriots' flagship station, broadcasting every Patriots game across its FM radio network and featuring broadcasting duo Bob Socci and Scott Zolak. Three hours prior to kickoff, during halftime and after the game, Marc Bertrand and Chris Gasper will be serving up all the pregame and postgame news and notes, including live sound from the postgame press conferences.

BOSTON'S HOME FOR SPORTS



### FLAGSHIP STATION

WBZ-FM...Boston	98.5 FM
<b>Massachusetts</b>	
WBZ-FM...Boston	98.5 FM
WAGY...Springfield	102.1 FM
WBEC...Pittsfield	1420 AM
WPKE...Fitchburg	1280 AM
WNAW...North Adams	1230 AM
WBSM...New Bedford	1420 AM
WPVQ...Greenfield	95.3 FM
WSAR...Fall River	1480 AM
WWFX...Worcester	100.1 FM
WXTK...Hyannis	95.1 FM
WMRC...Milford	1490 AM

### Maine

WBLM...Portland	102.9 FM
WEBB...Augusta	98.5 FM
WEZQ...Bangor	92.9 FM
WEGP...Presque Isle	1390 AM

### Connecticut

WTIC...Hartford	1080 AM
WINY...Putnam	1350 AM
WMOS...New London	102.3 FM
WGCH...Greenwich	1490 AM
WINE...Brookfield	940 AM

### New Hampshire

WFNQ...Nashua	106.3 FM
WPKQ...North Conway	103.7 FM
WSAK...Hampton	102.1 FM
WSHK...Portsmouth/Dover	105.3 FM
WNNH...Concord	99.1 FM
WLNH...Laconia	98.3 FM
WEMJ...Laconia	1490 AM
WINQ...Keene	98.7 FM
WXXK...Lebanon	100.5 FM

### Vermont

WCPV...Burlington	101.3 FM
WDVT...Rutland	94.5 FM
WIKI...Newport	1490 AM
WKVT...Brattleboro	92.7 FM
WRFK...Barre/Montpelier	107.1 FM
WSTJ...St. Johnsbury	1340 AM

### Rhode Island

WPRO...Providence	630 AM
WEAN...Providence	99.7 FM

### New York

WINU...Albany	104.9 FM
WENU...Glens Falls	1410 AM
WHTK...Rochester	1280 AM



# WINNINGEST PRO SPORTS TEAM SINCE 1994

## PATRIOTS ARE WINNINGEST PRO SPORTS FRANCHISE SINCE 1994

Since the 1994 season, the Patriots have won 69.3 percent of their regular season games (257-114), which is tied for the highest winning percentage in major American professional sports over that period. Since 1994, there have been 147 franchises that have fielded teams in the five major American sports leagues (NFL, MLB, NBA, NHL and MLS).

### HIGHEST WINNING PERCENTAGE IN MAJOR AMERICAN PROFESSIONAL SPORTS, 1994-PRESENT

(Regular Season – Includes National Football League, Major League Baseball, National Basketball Association, National Hockey League and Major League Soccer)

Records updated through games of September 25, 2017

Rk.	Records since 1994	Lg.	W	L	T/OTL	PCT.
<b>T1</b>	<b>New England Patriots</b>	<b>NFL</b>	<b>257</b>	<b>114</b>	<b>0</b>	<b>0.693</b>
T1	San Antonio Spurs	NBA	1275	564	0	0.693
3	Detroit Red Wings	NHL	996	494	246	0.645
4	Green Bay Packers	NFL	238	132	1	0.643
5	Pittsburgh Steelers	NFL	234	136	1	0.632
6	Denver Broncos	NFL	226	145	0	0.609
7	Atlanta United FC	MLS	14	8	7	0.603
8	Indianapolis Colts	NFL	222	149	0	0.598
9	New Jersey Devils	NHL	900	598	238	0.587
10	Dallas Stars	NHL	897	602	237	0.585
11	New York Yankees	MLB	2228	1583	0	0.585
12	Los Angeles Lakers	NBA	1070	768	0	0.582
13	Philadelphia Flyers	NHL	867	591	265	0.580
14	Utah Jazz	NBA	1064	774	0	0.579
15	Seattle Sounders FC	MLS	134	89	71	0.577
16	St. Louis Blues	NHL	878	618	239	0.575
17	Oklahoma City/Seattle Thunder	NBA	1054	784	0	0.573
18	Pittsburgh Penguins	NHL	886	639	210	0.571
19	Miami Heat	NBA	1038	790	0	0.568
20	San Jose Sharks	NHL	868	638	230	0.566
21	Colorado Avalanche/Quebec Nordiques	NHL	875	648	213	0.565
22	Boston Bruins	NHL	852	625	259	0.565
23	Dallas Mavericks	NBA	1038	800	0	0.565
24	Washington Capitals	NHL	863	640	232	0.564
25	Houston Rockets	NBA	1034	804	0	0.563
26	Los Angeles Galaxy	MLS	314	233	145	0.559
27	Atlanta Braves	MLB	2111	1702	0	0.554
28	Ottawa Senators	NHL	842	657	237	0.553
29	Indiana Pacers	NBA	1015	822	0	0.553
30	Anaheim Ducks	NHL	832	663	241	0.549
31	Vancouver Canucks	NHL	829	664	243	0.548
32	Nashville Predators	NHL	686	550	196	0.547
33	Philadelphia Eagles	NFL	202	167	1	0.547
34	Chicago Blackhawks	NHL	821	658	248	0.547
35	Boston Red Sox	MLB	2087	1729	0	0.547
36	Minnesota Wild	NHL	607	494	177	0.544
37	Phoenix Suns	NBA	1000	838	0	0.544
38	New York Rangers	NHL	838	685	213	0.544
39	Montreal Canadiens	NHL	824	678	234	0.542
40	Dallas Cowboys	NFL	201	170	0	0.542
41	St. Louis Cardinals	MLB	2065	1748	0	0.542
42	Baltimore Ravens	NFL	183	155	1	0.541
43	Portland TrailBlazers	NBA	991	847	0	0.539
44	Los Angeles Dodgers	MLB	2053	1763	0	0.538
45	Seattle Seahawks	NFL	199	171	1	0.538
46	Minnesota Vikings	NFL	197	173	1	0.532
47	Cleveland Indians	MLB	2020	1791	0	0.530
48	Kansas City Chiefs	NFL	195	176	0	0.526
49	New York City FC	MLS	40	35	23	0.526
50	Los Angeles/Anaheim/CA Angels	MLB	2001	1816	0	0.524

**NOTES:** This analysis uses NFL rules when calculating winning percentage, counting ties as a half-win and a half-loss. For NHL teams, overtime losses (OTL) and ties from 2001-2004 (the NHL abolished ties in 2005-2006 and instituted a shootout system) are counted as ties when calculating winning percentage.

*\*The Miami Fusion were contracted following the 2001 MLS season.*

### HIGHEST WINNING PERCENTAGE AMONG BOSTON-AREA MAJOR PROFESSIONAL SPORTS TEAMS, 1994-PRESENT

(Rankings listed below are each team's overall ranking among the 147 major American pro sports teams)

Records updated through games of September 25, 2017

Rank	Team	Lg.	W	L	T/OTL	Pct.
<b>1</b>	<b>New England Patriots</b>	<b>NFL</b>	<b>257</b>	<b>114</b>	<b>0</b>	<b>0.693</b>
22	Boston Bruins	NHL	852	625	259	0.565
35	Boston Red Sox	MLB	2087	1729	0	0.547
79	Boston Celtics	NBA	920	917	0	0.501
104	New England Revolution	MLS	261	295	137	0.475