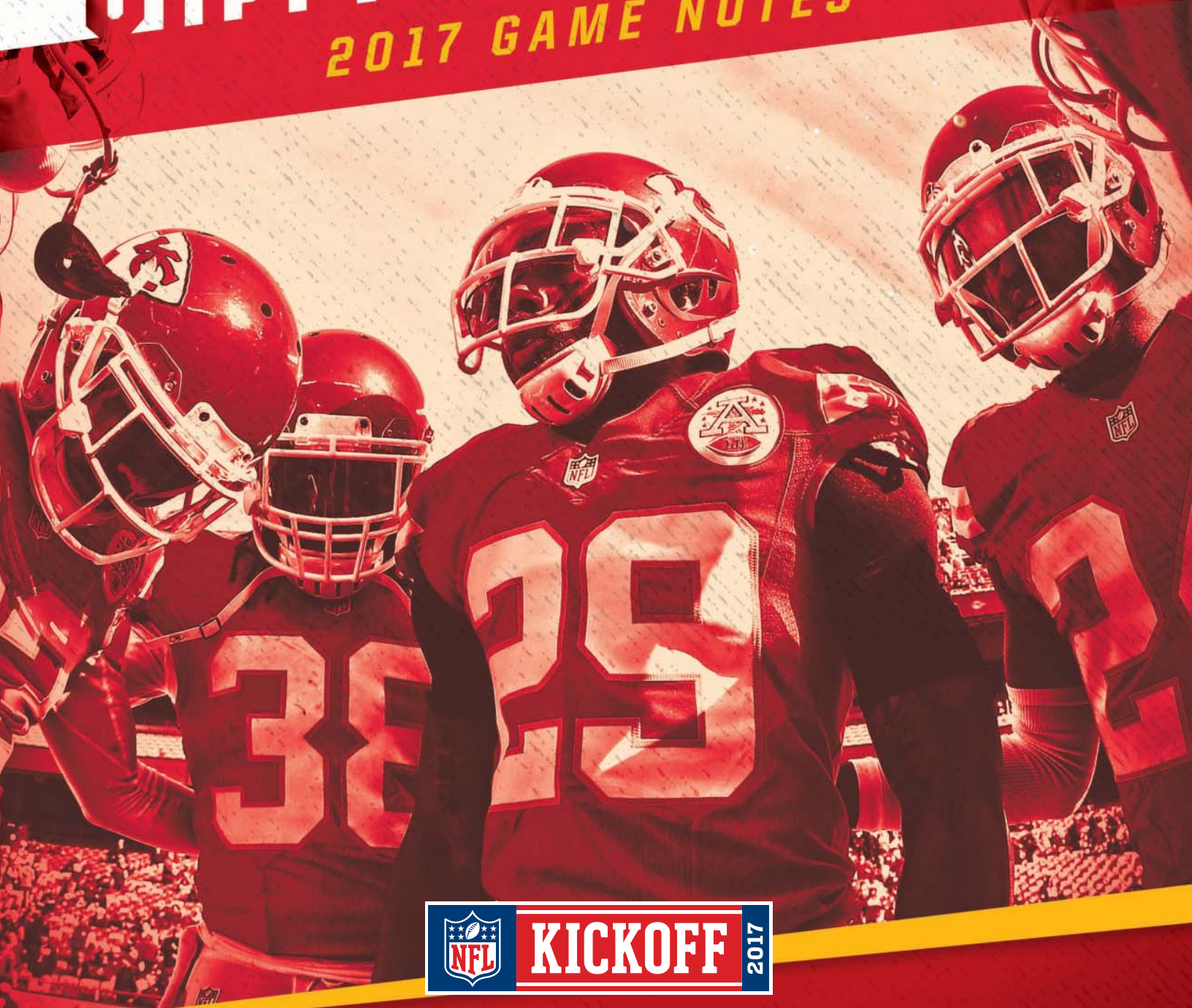




# CHIEFS KINGDOM

2017 GAME NOTES



CHIEFS vs. PATRIOTS

Regular Season Game 1 • September 7, 2017





# CHIEFS

REGULAR SEASON GAME 1

## CHIEFS COMMUNICATIONS STAFF CONTACT INFORMATION


Ted Crews  
Brad Gee  
Luke Shanno  
Cydney Ricker

Vice President of Communications  
Director of Football Communications  
Corporate Communications Manager  
Communications Coordinator

(816) 920-4359  
(816) 920-4349  
(816) 920-4351  
(816) 920-4352

tcrows@chiefs.nfl.com  
bgee@chiefs.nfl.com  
lshanno@chiefs.nfl.com  
cricker@chiefs.nfl.com

## CHIEFS FACE PATRIOTS IN NFL KICKOFF GAME ON THURSDAY NIGHT



The Kansas City Chiefs travel to New England to take on the Patriots at Gillette Stadium on Thursday, Sept. 7. Kickoff is slated for 7:30 p.m. CT on NBC. This contest marks the first time in franchise history the Chiefs have been featured in the NFL's opening game.

Chiefs Head Coach Andy Reid enters his fifth season with the club after recording 43 wins in his first four seasons, marking the highest combined win total of any head coach in franchise history in that timeframe. This season, Reid will be joined by new General Manager Brett Veach, who was named the leader of the team's personnel department on July 10.

The Chiefs have won 11 consecutive AFC West Division games and 22 of their last 26 regular season contests, the best record in the NFL over that stretch. In 2016, Reid's team earned the number two seed in the AFC Playoffs and a first-round bye after finishing 12-4. Reid moved into the top-10 on the all-time wins chart with his 184th victory last season (regular and post-season combined). He trails only Bill Belichick (263) among active coaches for most combined wins. The Chiefs owned a +16 turnover differential last season (33 takeaways, 17 giveaways), tied for the best mark in the NFL. KC scored 105 points off turnovers, the third-best total in the NFL, and forced a league-best eight red zone takeaways. KC led the league in miscellaneous touchdowns scored with eight (four INTs, one fumble, one kickoff return, two punt returns), including two pick-sixes by S Eric Berry and three special teams returns by WR Tyreek Hill. The rookie receiver had 12 total touchdowns last season (three rushing, three returning, six receiving) and 860 scrimmage yards (10.1 yards per touch).

The Chiefs defense allowed an average of only 19.4 points per game. LB Dee Ford led the team with 10.0 sacks last season and CB Marcus Peters tied for second in the NFL with six interceptions. Offensively, tight end Travis Kelce led the club with 85 receptions for 1,125 yards and four TDs. He had six 100+ yard receiving games. RB Spencer Ware had 921 rushing yards and three rushing TDs in 2016. QB Alex Smith completed 328 passes for 3,502 yards with 15 touchdowns and eight interceptions. He has 13 career rushing touchdowns and is 11-2 in those contests. Smith became the franchise's all-time leading rusher among QBs last season (1,317 yards). On special teams, Tyreek Hill led the league in punt return yards (592) and average (15.2). K Cairo Santos was 31 of 35 on field goal attempts, including two game-winning kicks (at CAR & at DEN). P Dustin Colquitt ranked second in the NFL with 38 punts inside the opponents' 20-yard line. The Chiefs led the league with four special teams takeaways.

Kansas City returns six players that were named to the 2017 Pro Bowl including Berry, Colquitt, Hill, Kelce, Peters and Smith. The team's 2017 schedule features seven games against six playoff teams from the 2016 season. The club's 2017 opponents boasted a combined winning percentage of .576 last season, second toughest in the NFL heading into 2017 (Oakland - .578).

Kansas City Chiefs (0-0) at New England Patriots (0-0)

Thursday, Sept. 7, 2017 • 7:30 p.m. CT

Gillette Stadium • Foxborough, Mass. • NBC

### THIS WEEK'S MEDIA AVAILABILITY

Date	Practice	Coach	Media	Players
Sunday, Sept. 3	2:20 p.m.	Reid	12:40 p.m.	12:40 p.m.
Monday, Sept. 4	1:20 p.m.	Coords.	11:40 a.m.	11:40 a.m.
Tuesday, Sept. 5	11:45 a.m.	Reid	1:00 p.m.	1:00 p.m.
Wednesday, Sept. 6	No Media Availability			
Thursday, Sept. 7	Chiefs at Patriots - Foxborough - 7:30 p.m. CT			
Sept. 8 - Sept. 10	No Media Availability			

\* All times are approximate and subject to change with little or no notice. OC Nagy, DC Sutton and ST Toub will speak to the media Monday.

### BROADCAST INFORMATION

**TV Coverage**  
NBC (KSHB Local)

**Play-by-Play:** Al Michaels  
**Analyst:** Cris Collinsworth  
**Sideline:** Michele Tafoya

**Tico Sports (Kansas City)**  
**KCTO 1160 AM / 100.5 FM**  
Spanish Radio Broadcast

**Play-by-Play:** Enrique Morales  
**Color:** Oscar Monterroso  
**Sideline:** Leo Prieto

**Chiefs FOX Football Radio Network**  
KCFX (101.1 FM)

**Play-by-Play:** Mitch Holthus  
**Color:** Kendall Gammon  
**Sideline:** Dani Welniak

**Chiefs Pregame & Postgame Show**  
KCFX (101.1 FM)

**Hosts:** Art Hains, Dan Israel and Len Dawson

**Chiefs Twitter Accounts:** @Chiefs  
@ChiefsReporter @ChiefsPR

### CHIEFS MEDIA WEBSITE INFORMATION

The Kansas City Chiefs 2017 Media Guide is available on the Chiefs media information website, NFLONG.com. In 2015, the club introduced an improved interactive online media guide that features an in-game statistics monitoring platform, in addition to the weekly press materials such as transcripts, weekly releases, bios, additional stats and more. The club's guide is updated weekly throughout the season to reflect the most up-to-date information. Media members can also access the Chiefs credential application through the site. To login, the username is **chiefsmedia** and the password is **chiefs**.

### DID YOU KNOW?

On Sept. 29, 2014, the Chiefs faced the Patriots at Arrowhead Stadium on Monday Night Football. Kansas City defeated New England 41-14 in a game that featured Chiefs fans breaking the world record for loudest outdoor stadium (142.2 decibels). The Chiefs are one of only three teams during the Bill Belichick era (since 2000) to score 41 or more points on the Patriots (SF in 2012 and SD in 2005).

## CHIEFS VS. PATRIOTS 2016 TEAM COMPARISON

	 Chiefs	 Patriots
Record .....	12-4	14-2
Division Standing .....	1st (AFCW)	1st (AFCE)
Turnover Margin (NFL Rank) .....	+16 (T-1st)	+12 (3rd)

### Offense (NFL Rank)

Net Yards Per Game .....	343.0 (20th)	386.3 (4th)
Yards Per Play .....	5.54 (16th)	5.85 (6th)
Points Per Game .....	24.3 (13th)	27.6 (3rd)
Possession Average .....	29:59 (19th)	31:13 (6th)
Net Rushing Yards Per Game .....	109.3 (15th)	117.0 (7th)
Net Passing Yards Per Game .....	233.8 (19th)	269.3 (4th)
Had Intercepted/Yards .....	8/237	2/16
Sacks Allowed/Yards .....	32/174.0 (T-11th)	24/148 (5th)
Fumbles/Lost .....	18/9	27/9
Third Down Pct. ....	38.0% (T-18th)	45.8% (4th)
Red Zone TD Pct. ....	45.5% (30th)	63.3 (8th)
Giveaways .....	17 (T-8th)	11 (T-1st)

### Defense (NFL Rank)

Net Yards Per Game .....	368.5 (24th)	326.4 (8th)
Yards Per Play .....	5.55 (17th)	5.23 (10th)
Points Per Game .....	19.4 (7th)	15.6 (1st)
Net Rushing YdsPer Game .....	121.1 (26th)	88.6 (T-3rd)
Net Passing Yards Per Game .....	247.4 (18th)	237.9 (12th)
Intercepted By/Yards .....	18/271	13/109
Sacks For/Yards .....	28/162 (28th)	34/227 (T-16th)
Opponent Fumbles/Lost .....	27/15	26/10
Third Down Pct. ....	43.2% (27th)	36.9% (7th)
Red Zone TD Pct. ....	49.1% (5th)	52.3 (T-8th)
Takeaways .....	33 (1st)	23 (T-14th)



### Special Teams (NFL Rank)

Punts-Average Yards (Gross) .....	45.1 (19th)	44.7 (22nd)
Punts-Average Yards (Net) .....	40.7 (12th)	41.4 (7th)
Punt Returns-Average Per .....	14.8 (1st)	6.9 (25th)
Punt Returns-Average Per Allowed .....	5.2 (3rd)	5.0 (2nd)
Kickoff Returns-Average Per .....	23.6 (9th)	18.7 (27th)
Kickoff Returns-Avg. Per Allowed .....	24.1 (29th)	19.3 (3rd)
Field Goals Made/Attempted .....	31/35 (6th)	27/32 (T-18th)

### Penalties (NFL Rank)

Penalties Against/Yards .....	109/848 (T-18th)	93/819 (T-4th)
Opp. Penalties Against/Yds .....	109/797 (T-13th)	113/930 (T-9th)

## CHIEFS VS. PATRIOTS 2016 IND. COMPARISON

	 Chiefs	 Patriots
	<b>PASSING YARDS</b>	
Smith .....	3,502	Brady..... 3,554

### RUSHING YARDS

Ware .....	921	Blount..... 1,161
West .....	293	Lewis..... 283
Hill.....	267	White..... 166

### RECEIVING YARDS

Kelce.....	1,125	Edelman..... 1,106
Hill.....	593	Bennett..... 701
Maclin .....	536	Hogan..... 680

### POINTS SCORED

Santos .....	129	Gostkowski..... 127
Hill.....	72	Blount..... 108
Two Tied .....	30	Bennett..... 42

### INTERCEPTIONS

Peters.....	6	Butler..... 4
Berry .....	4	Ryan..... 2
Sorensen .....	3	Collins Sr. .... 2

### SACKS

Ford .....	10.0	Flowers..... 7.0
Houston .....	4.0	Sheard..... 5.0
Hali .....	3.5	Ninkovich..... 4.0

### DEFENSIVE TACKLES

Johnson .....	90	Ryan..... 92
Berry .....	77	Chung..... 87
R. Wilson .....	76	McCourty..... 78

### KICKOFF RETURNS (AVG.)

Thomas.....	15 (22.5)	Jones..... 8 (22.5)
Hill.....	14 (27.4)	Amendola..... 5 (25.8)

### PUNT RETURNS (AVG.)

Hill.....	39 (15.2)	Amendola..... 18 (6.7)
-----------	-----------	------------------------

### FIELD GOALS

Santos .....	31/35 (88.6%)	Gostkowski..... 27/32 (84.4%)
--------------	---------------	-------------------------------

### PUNTS (GROSS/NET AVG.)

Colquitt .....	76 (45.1/40.7)	Allen..... 72 (44.7/41.4)
----------------	----------------	---------------------------

## CHIEFS VS. PATRIOTS SERIES HISTORY

- Kansas City leads New England 17-13-3 all-time in regular season play. In the Chiefs last regular season meeting with the Patriots, KC won 41-14 and broke the Guinness World Record for loudest crowd roar at an outdoor stadium at Arrowhead Stadium.

- The Chiefs have intercepted Tom Brady seven times and sacked him 13.0 times in six career games.

- The Chiefs last vist to Gillette Stadium was a close divisional-round matchup in the 2015 playoffs, with the Chiefs falling 27-20.

- This is the first apperance in the NFL Kickoff game for Kansas City, and the first of a league-leading six primetime games for the Chiefs in 2017.

### CHIEFS VS. PATRIOTS SERIES HISTORY - LAST 10 GAMES

Date	Result	Of Note
10/11/98	L, 40-10	NE: D. Bledsoe 226 pass yards, 3 TDs.
10/10/99	W, 16-14	KC: D. Thomas 1.0 sack, FF.
12/4/00	L, 30-24	NE: T. Brown, 12 recs., 119 yds., TD.
9/22/02*	L, 41-38	NE: T. Brady 39-54, 410 yds., 4 TDs.
11/22/04	L, 27-19	NE: C. Dillon 98 rush yards, 2 TDs.
11/27/05	W, 26-16	KC: L. Tynes four FGs.
9/7/08*	L, 17-10	NE: R. Moss 116 rec. yards, TD.
11/21/11*	L, 34-3	NE: R. Gronkowski 96 rec. yards, 2 TDs.
9/29/14	W, 41-14	KC: J. Charles 3 total TDs; H. Abdullah 39-yd. pick-six.
1/16/16*	L, 27-20	NE: R. Gronkowski 2 TD receptions

\*at Gillette Stadium

## CHIEFS HEAD COACH ANDY REID



Reid enters his 26th NFL season, 19th as a head coach and fifth with the Chiefs. In his first four seasons with the club he's tallied 43 wins, more victories than any other head coach in franchise history in that timeframe.

Under Reid, the Chiefs have made the playoffs three of his four seasons. In 2016, Kansas City went 12-4 and won the AFC West, earning a first-round bye in the playoffs.

In 2015 the Chiefs won their first playoff game since 1994, defeating the Texans 30-0. The team finished 11-5 after a 1-5 start in 2015. It was the greatest turnaround in a single-season in NFL history. In 2013, Reid led the Chiefs to an 11-5 record marking the greatest single-season turnaround in franchise history after the team finished 2-14 in 2012.

Reid boasts a career record of 173-114-1 (.602) in the regular season. He also owns an 11-12 postseason record. Prior to joining the Chiefs, Reid led the Eagles to a 130-93-1 (.583) regular season record during his 14 seasons as head coach. He led the Eagles franchise to one Super Bowl appearance. When you include his time as an NFL assistant coach, his teams have made the playoffs 18 times (20-17 record), and he has coached in three Super Bowls and eight NFC Championships.

Reid spent seven seasons as an assistant coach with the Green Bay Packers under Head Coach Mike Holmgren. Prior to joining the NFL ranks, Reid's final collegiate stop was the University of Missouri (1989-91). Prior to his stint with the Tigers, Reid spent two years working with the offensive line at the University of Texas – El Paso, and before that, he held the same position with Northern Arizona.

In 1983, Reid took the position of offensive coordinator and offensive line coach at San Francisco State (1983-85). A tackle/guard at Brigham Young University from 1979-81, Reid entered the coaching ranks as a graduate assistant at BYU in 1982.

<b>NFL Head Coach:</b>	19th Year	<b>Record w/ KC:</b>	43-21 (.672)
<b>NFL Coach Overall:</b>	26th Year	<b>Record w/ PHI:</b>	130-93-1 (.583)
<b>NFL Overall:</b>	184-126-1 (.593)	<b>Record vs. NE:</b>	2-3 (.400)
<b>Reg. Season:</b>	173-114-1 (.602)	<b>College:</b>	BYU ('81)
<b>Postseason:</b>	11-12 (.478)	<b>Hometown:</b>	Los Angeles

### ANDY REID'S CAREER PATH

1979-82	BYU	Tackle/Guard ('79-81) Graduate Assistant ('82)
1983-85	San Francisco State	Offensive Coordinator/ Offensive Line
1986	Northern Arizona	Offensive Line
1987-88	Texas-El Paso	Offensive Line
1989-91	Missouri	Offensive Line
1992-98	Green Bay Packers	Tight Ends / Offensive Line ('92-96) Quarterbacks ('97-98)
1999-12	Philadelphia Eagles	Head Coach ('99-00) HC/Exec. V.P. Football Ops ('01-12)
2013-17	Kansas City Chiefs	Head Coach



### ANDY REID'S HARDWARE



Super Bowls

96 97 04  
Conference Titles

95 96 97 01 02  
03 04 06 10 16  
Division Titles

## PATRIOTS HEAD COACH BILL BELICHICK



Bill Belichick enters his 43rd season as an NFL coach and his 18th season as head coach of the New England Patriots in 2017. Belichick became the Patriots 14th head coach in franchise history on Jan. 7, 2000.

In 17 seasons, he has delivered five Super Bowl championships, seven conference titles, 14 division crowns and 25 playoff victories. In 2016, Belichick won his fifth Super Bowl as head coach of the Patriots, surpassing Pittsburgh's Chuck Noll for most Super Bowl wins by a head coach. He enters 2017 with the most wins among all active coaches and is currently fourth all-time with 263 victories as a head coach.

Belichick's recent accomplishments are the latest triumphs in an NFL coaching career that began in 1975 during which he has helped produce seven Super Bowl titles, 10 conference championships and 21 division titles. Belichick's coaching journey includes one other stint as a head coach with the Cleveland Browns, where at 38 he became the NFL's youngest head coach at the time.

Prior to joining the Patriots in 2000, Belichick spent 12 seasons with the New York Giants (1979-90) in multiple roles before becoming the head coach of the Browns. He later joined Bill Belichick for several seasons as the assistant head coach/secondary with New England (1996) and held the same role with the New York Jets (1997-99).

Belichick lettered in football, lacrosse and squash while attending college at Wesleyan University. He was inducted into the Wesleyan University Athletics Hall of Fame as part of its inaugural class in 2008. Belichick was raised in Annapolis, Md., where his father, Steve Belichick, a former fullback for the Detroit Lions, coached for 33 years at the Naval Academy.

<b>NFL Head Coach:</b>	23rd Year	<b>Record w/ NE:</b>	201-71 (.723)
<b>NFL Coach Overall:</b>	43rd Year	<b>Record vs. KC:</b>	5-2 (.714)
<b>NFL Overall:</b>	263-125 (.678)	<b>College:</b>	Wesleyan ('75)
<b>Regular Season:</b>	237-115 (.673)	<b>Hometown:</b>	Annapolis, Md.
<b>Postseason:</b>	26-10 (.722)		

### BILL BELICHICK'S CAREER PATH

1971-74	Wesleyan University	Center/Tight End
1975	Baltimore Colts	Special Assistant
1976-77	Detroit Lions	Asst. Special Teams ('76) Asst. Special Teams/TEs/WRs ('77)
1978	Denver Broncos	Asst. Special Teams/Asst. to Defensive Coord.
1979-90	New York Giants	Special Teams ('79-80) Special Teams/Linebackers ('81-82) Linebackers ('83-84) Defensive Coordinator ('85-88) Def. Coordinator/Secondary ('89-90)
1991-95	Cleveland Browns	Head Coach
1996	New England Patriots	Asst. Head Coach/Secondary
1997-99	New York Jets	Asst. Head Coach/Secondary
2000-17	New England Patriots	Head Coach



### BILL BELICHICK'S HARDWARE



Super Bowls



86 90 01  
04 07 11 14 16  
Conference Titles

Conference Titles



75 78 86 89 90 96 98  
01 03 04 05 06 07 09  
10 11 12 13 14 15 16  
Division Titles



## 2016 CHIEFS TEAM STATS & RANKINGS

CATEGORY	TOTAL		
Total Offense.....	343.0	10th	20th
Rush Offense.....	109.3	10th	15th
Pass Offense.....	233.8	8th	19th
Total Defense.....	368.5	12th	24th
Rush Defense.....	121.1	12th	26th
Pass Defense.....	247.4	11th	18th
Points/Game.....	24.3	7th	13th
Opp. Pts./Game.....	19.4	3rd	7th

## 2016 CHIEFS INDIVIDUAL STATS & RANKINGS

CATEGORY	PLAYER	TOTAL		
Scoring (NK)	Hill	72	T-3rd	T-9th
Rushing Yards	Ware	921	10th	16th
QB Rating	Smith	91.2	8th	16th
Receptions	Kelce	85	8th	15th
Rec. Yards	Kelce	1,125	5th	12th
Interceptions	Peters	6	T-2nd	T-2nd
Punting Avg.	Colquitt	45.1	11th	19th
Punt Ret. Avg.	Hill	15.2	1st	1st
KO Ret. Avg.	Hill	27.4	7th	13th
Sacks	Ford	10.0	8th	T-15th



## CHIEFS ALL-TIME VS. AFC WEST OPPONENTS

### OVERALL (REG. SEASON)

Team	Record	Pct.	Longest Win Streak
Denver	59-54-0	.522	11 (1964-1969)
Oakland	60-51-2	.540	9 (2003-2007)
San Diego	58-54-1	.518	6 (2014-Current)

### AT HOME (REG. SEASON)

Team	Record	Pct.	Longest Win Streak
Denver	37-19-0	.661	14 (1960-1973)
Oakland	32-24-1	.570	10 (1989-1998)
San Diego	34-23-0	.596	7 (1997-2003)

### ON THE ROAD (REG. SEASON)

Team	Record	Pct.	Longest Win Streak
Denver	22-35-0	.386	5 (1965-1969)
Oakland	28-27-1	.509	7 (2003-2009)
San Diego	24-31-1	.438	6 (1972-1977)

## 2016 FINAL AFC WEST STANDINGS

Team	W	L	Pct.	PF	PA	Streak
Kansas City Chiefs - z	12	4	.750	389	311	Won 2
Oakland Raiders - x	12	4	.750	416	385	Lost 1
Denver Broncos	9	7	.563	333	297	Won 1
San Diego Chargers	5	11	.313	410	423	Lost 5

## CHIEFS 2017 SCHEDULE

### PRESEASON

Date	Opponent	Time	Result
Aug. 11	San Francisco	8:00 p.m.	L, 17-27
Aug. 19	at Cincinnati	6:00 p.m.	W, 30-12
Aug. 25	at Seattle	7:00 p.m.	L, 13-26
Aug. 31	Tennessee	7:30 p.m.	W, 30-6

### REGULAR SEASON

Date	Opponent	Time	Network
Sept. 7	at New England	7:30 p.m.	NBC
Sept. 17	Philadelphia	Noon	FOX
Sept. 24	at LA Chargers	3:25 p.m.	CBS
Oct. 2	Washington	7:30 p.m.	ESPN
Oct. 8	at Houston*	7:30 p.m.	NBC
Oct. 15	Pittsburgh*	3:25 p.m.	CBS
Oct. 19	at Oakland	7:25 p.m.	CBS/NFLN
Oct. 30	Denver	7:30 p.m.	ESPN
Nov. 5	at Dallas*	3:25 p.m.	CBS
Nov. 12	BYE WEEK	---	---
Nov. 19	at NY Giants*	Noon	CBS
Nov. 26	Buffalo*	Noon	CBS
Dec. 3	at NY Jets*	Noon	CBS
Dec. 10	Oakland*	Noon	CBS
Dec. 16	LA Chargers	7:25 p.m.	NFLN
Dec. 24	Miami	Noon	CBS
Dec. 31	at Denver*	3:25 p.m.	CBS

Home games in **bold**; all kickoffs are Central Time.

\* Subject to Flexible Scheduling

Flexible scheduling will be used in Weeks 10-15 and 17. Additionally, in Weeks 5-9, flexible scheduling may be used in no more than two weeks.

## NFL REGULAR SEASON SCHEDULE WEEK 1

### Thursday, Sept. 7

Kansas City at New England..... 7:30 p.m.

### Sunday, Sept. 10

New York Jets at Buffalo..... 12 p.m.  
 Atlanta at Chicago ..... 12 p.m.  
 Baltimore at Cincinnati..... 12 p.m.  
 Pittsburgh at Cleveland ..... 12 p.m.  
 Arizona at Detroit..... 12 p.m.  
 Jacksonville at Houston..... 12 p.m.  
 Tampa Bay at Miami..... 12 p.m.  
 Oakland at Tennessee..... 12 p.m.  
 Philadelphia at Washington..... 12 p.m.  
 Indianapolis at Los Angeles Rams ..... 3:05 p.m.  
 Seattle at Green Bay ..... 3:25 p.m.  
 Carolina at San Francisco ..... 3:25 p.m.  
 New York Giants at Dallas ..... 7:30 p.m.

### Monday, Sept. 11

New Orleans at Minnesota ..... 6:10 p.m.  
 Los Angeles Chargers at Denver..... 9:20 p.m.



## CHIEFS ALL-TIME IN SEASON OPENERS

Kansas City owns a 30-27 record in season openers. Kansas City's highest score in an opening contest is 59 points, when the Chiefs defeated the Broncos 59-7 in Denver on Sept. 7, 1963. That game just so happened to be the club's first-ever season opener as the Chiefs (first year in Kansas City after the team moved from Dallas).

The Chiefs are 104-84-2 in the month of September. The Chiefs are 17-14 in road game season openers.

<u>Date</u>	<u>Opponent</u>	<u>Score</u>
<b>Sept. 11, 2016</b>	<b>SAN DIEGO CHARGERS</b>	<b>W, 33-27</b>
Sept. 13, 2015	at Houston Texans	W, 27-20
<b>Sept. 7, 2014</b>	<b>TENNESSEE TITANS</b>	<b>L, 10-26</b>
Sept. 8, 2013	at Jacksonville Jaguars	W, 28-2
<b>Sept. 9, 2012</b>	<b>ATLANTA FALCONS</b>	<b>L, 24-40</b>
<b>Sept. 11, 2011</b>	<b>BUFFALO BILLS</b>	<b>L, 7-41</b>
<b>Sept. 13, 2010</b>	<b>SAN DIEGO CHARGERS</b>	<b>W, 21-14</b>
Sept. 13, 2009	at Baltimore Ravens	L, 24-38
Sept. 7, 2008	at New England Patriots	L, 10-17
Sept. 9, 2007	at Houston Texans	L, 3-20
<b>Sept. 10, 2006</b>	<b>CINCINNATI BENGALS</b>	<b>L, 10-23</b>
<b>Sept. 11, 2005</b>	<b>N.Y. JETS</b>	<b>W, 27-7</b>
Sept. 12, 2004	at Denver Broncos	L, 24-34
<b>Sept. 7, 2003</b>	<b>SAN DIEGO CHARGERS</b>	<b>W, 27-14</b>
Sept. 8, 2002	at Cleveland Browns	W, 40-39
<b>Sept. 9, 2001</b>	<b>OAKLAND RAIDERS</b>	<b>L, 24-27</b>
<b>Sept. 3, 2000</b>	<b>INDIANAPOLIS COLTS</b>	<b>L, 14-27</b>
Sept. 12, 1999	at Chicago Bears	L, 17-20
<b>Sept. 6, 1998</b>	<b>OAKLAND RAIDERS</b>	<b>W, 28-8</b>
Aug. 31, 1997	at Denver Broncos	L, 3-19
Sept. 1, 1996	at Houston Texans	W, 20-19
Sept. 3, 1995	at Seattle Seahawks	W, 34-10
Sept. 4, 1994	at New Orleans Saints	W, 30-17
Sept. 5, 1993	at Tampa Bay Buccaneers	W, 27-3
Sept. 6, 1992	at San Diego Chargers	W, 24-10
<b>Sept. 1, 1991</b>	<b>ATLANTA FALCONS</b>	<b>W, 14-3</b>
<b>Sept. 9, 1990</b>	<b>MINNESOTA VIKINGS</b>	<b>W, 24-21</b>
Sept. 10, 1989	at Denver Broncos	L, 20-34
<b>Sept. 4, 1988</b>	<b>CLEVELAND BROWNS</b>	<b>L, 3-6</b>
<b>Sept. 13, 1987</b>	<b>SAN DIEGO CHARGERS</b>	<b>W, 20-13</b>
<b>Sept. 7, 1986</b>	<b>CINCINNATI BENGALS</b>	<b>W, 24-14</b>
Sept. 8, 1985	at New Orleans Saints	W, 47-27
Sept. 2, 1984	at Pittsburgh Steelers	W, 37-27
<b>Sept. 4, 1983</b>	<b>SEATTLE SEAHAWKS</b>	<b>W, 17-13</b>
Sept. 12, 1982	at Buffalo Bills	L, 9-14
Sept. 6, 1981	at Pittsburgh Steelers	W, 37-33
<b>Sept. 7, 1980</b>	<b>OAKLAND RAIDERS</b>	<b>L, 14-27</b>
<b>Sept. 2, 1979</b>	<b>BALTIMORE RAVENS</b>	<b>W, 14-0</b>
Sept. 3, 1978	at Cincinnati Bengals	W, 24-23
Sept. 18, 1977	at New England Patriots	L, 17-21
<b>Sept. 12, 1976</b>	<b>SAN DIEGO CHARGERS</b>	<b>L, 16-30</b>
Sept. 21, 1975	at Denver Broncos	L, 33-37
<b>Sept. 15, 1974</b>	<b>N.Y. JETS</b>	<b>W, 24-16</b>
<b>Sept. 16, 1973</b>	<b>L.A. RAMS</b>	<b>L, 13-23</b>
<b>Sept. 17, 1972</b>	<b>MIAMI DOLPHINS</b>	<b>L, 10-20</b>
Sept. 19, 1971	at San Diego Chargers	L, 14-21
Sept. 20, 1970	at Minnesota Vikings	L, 10-27
Sept. 14, 1969	at San Diego Chargers	W, 27-9
Sept. 10, 1968	at Houston Oilers	W, 26-21
Sept. 9, 1967	at Houston Oilers	W, 25-20
Sept. 11, 1966	at Buffalo Bills	W, 42-20
Sept. 12, 1965	at Oakland Raiders	L, 10-37
Sept. 13, 1964	at Buffalo Bills	L, 17-34
Sept. 7, 1963	at Denver Broncos	W, 59-7
<b>Sept. 8, 1962</b>	<b>BOSTON PATRIOTS</b>	<b>W, 42-28</b>
<b>Sept. 10, 1961</b>	<b>SAN DIEGO CHARGERS</b>	<b>L, 10-26</b>
<b>Sept. 10, 1960</b>	<b>L.A. CHARGERS</b>	<b>L, 20-21</b>

## REID IN SEASON OPENERS

Kansas City Chiefs Head Coach Andy Reid is 10-8 in season openers as a head coach. He is 3-1 with the Chiefs in season openers. Reid is 7-3 when opening the season on the road. This Thursday's game at New England marks the first time in his career Reid will open a season against the Patriots. Below is a look at Reid's all-time season openers.

<u>Date</u>	<u>Opponent</u>	<u>Score</u>
<b>Sept. 11, 2016</b>	<b>SAN DIEGO CHARGERS</b>	<b>W, 33-27</b>
Sept. 13, 2015	at Houston Texans	W, 27-20
<b>Sept. 7, 2014</b>	<b>TENNESSEE TITANS</b>	<b>L, 10-26</b>
Sept. 8, 2013	at Jacksonville Jaguars	W, 28-2
Sept. 9, 2012	at Cleveland Browns	W, 17-16
Sept. 11, 2011	at St. Louis Rams	W, 31-13
<b>Sept. 12, 2010</b>	<b>GREEN BAY PACKERS</b>	<b>L, 20-27</b>
Sept. 13, 2009	at Carolina Panthers	W, 38-10
<b>Sept. 7, 2008</b>	<b>ST. LOUIS RAMS</b>	<b>W, 38-3</b>
Sept. 9, 2007	at Green Bay Packers	L, 13-16
Sept. 10, 2006	at Houston Texans	W, 24-10
Sept. 12, 2005	at Atlanta Falcons	L, 10-14
<b>Sept. 12, 2004</b>	<b>NEW YORK GIANTS</b>	<b>W, 31-17</b>
<b>Sept. 8, 2003</b>	<b>TAMPA BAY BUCCANEERS</b>	<b>L, 0-17</b>
Sept. 8, 2002	at Tennessee Titans	L, 24-27
<b>Sept. 9, 2001</b>	<b>ST. LOUIS RAMS</b>	<b>L, 17-20</b>
Sept. 3, 2000	at Dallas Cowboys	W, 41-14
<b>Sept. 12, 1999</b>	<b>ARIZONA CARDINALS</b>	<b>L, 24-26</b>



## THE NEW GUYS (AS OF SEPT. 2)

The 2017 Kansas City Chiefs 53-man opening week roster was determined following preseason play. This year, 43 members return to the club that were on the roster in 2016. Kansas City has 10 new faces on the roster. The average age of the club's 53-man roster is 25.9 years.

### New Faces Joining the Club

Jehu Chesson	WR	2017 NFL Draft Pick
Ukeme Eligwe	LB	2017 NFL Draft Pick
Cameron Erving	OL	Via Trade with Cleveland
Kareem Hunt	RB	2017 NFL Draft Pick
Tanoh Kpassagnon	LB	2017 NFL Draft Pick
Bennie Logan	DT	Via Free Agency
Patrick Mahomes	QB	2017 NFL Draft Pick
Roy Miller	DT	Via Free Agency
Kevin Pierre-Louis	LB	Via Trade with Seattle
Reggie Ragland	LB	Via Trade with Buffalo



## AMONG THE BEST IN CHIEFS HISTORY

In his first four seasons as head coach of the Chiefs, Andy Reid coached his team to a 43-21 record in the first 64 games. His 67.2 winning percentage is the top mark in franchise history for any coach in his first four seasons leading the club. Marty Schottenheimer is second on that list, leading his Chiefs teams to a 39-24-1 (60.9%) record in his first four seasons.

### Most Regular Season Wins, First 4 Years with Team

Rk. Name	Yr. 1	Yr. 2	Yr. 3	Yr. 4	Tot. Rec.	Win %
1. Reid	11-5	9-7	11-5	12-4	43-21	67.2%
2. Schottenheimer	8-7-1	11-5	10-6	10-6	39-24-1	60.9%
3. Vermeil	6-10	8-8	13-3	8-8	35-29	54.7%
4. Stram	8-6	6-8	11-3	6-7-2	31-24-2	54.4%
5. Mackovic	6-10	8-8	6-10	10-6	30-34	46.9%

In Reid's 64 total games with the Chiefs, he has registered a 23-9 (71.9%) record at home and a 20-12 (62.5%) record on the road.



## HE WINS AT HOME AND ON THE ROAD

No matter where his team is playing, home or away, Chiefs Head Coach Andy Reid is consistent. Through 18 seasons and 288 games, Coach Reid has a nearly identical record on the road as he does at home.

### Home Record

88-56 (.611)

### Road Record

85-58-1 (.591)

### Total

173-114-1 (.602)

## 2017 CHIEFS PRO BOWL PLAYERS

Seven members of the Kansas City Chiefs were selected to participate in the 2017 NFL Pro Bowl, six of them return to the Chiefs roster in 2017. Safety Eric Berry, tight end Travis Kelce, cornerback Marcus Peters and rookie return man Tyreek Hill qualified to represent KC in the NFL's All-Star game. P Dustin Colquitt and QB Alex Smith represented the club as Pro Bowl alternates. Kelce earned the game's offensive MVP award.

It marked Berry's fifth Pro Bowl nomination, Kelce, Colquitt, Smith and Peters' second and Hill's first.



## CHIEFS ASSISTANT COACHES

### OFFENSIVE STAFF

#### Brad Childress

Assistant Head Coach

#### Matt Nagy

Offensive Coordinator

#### Eric Bieniemy

Running Backs

#### Andy Heck

Offensive Line

#### Greg Lewis

Wide Receivers

#### Tom Melvin

Tight Ends

#### Corey Mattheai

Assistant Quarterbacks

#### Joe Bleymaier

Offensive Quality Control

#### Mike Kafka

Offensive Quality Control

### DEFENSIVE STAFF

#### Bob Sutton

Defensive Coordinator

#### Britt Reid

Defensive Line

#### Gary Gibbs

Linebackers

#### Emmitt Thomas

Defensive Backs

#### Al Harris

Secondary/Cornerbacks

#### Mark DeLeone

Assistant Linebackers

#### Mike Smith

Assistant Defensive Line

#### Terry Bradden

Defensive Assistant

### SPECIAL TEAMS STAFF

#### Dave Toub

Special Teams Coordinator

#### Rod Wilson

Assistant Special Teams

### MISCELLANEOUS

#### Barry Rubin

Head Strength and Conditioning

#### Travis Crittenden

Assistant Strength and Conditioning

#### Ryan Reynolds

Assistant Strength and Conditioning

#### Devin Woodhouse

Assistant Strength and Conditioning

#### Tommy Brasher

Special Projects

#### Mike Frazier

Statistical Analysis Coordinator

#### Porter Ellett

Senior Assistant to Head Coach

### 2016 CHIEFS DEFENSIVE RANKINGS

Category	NFL Rank	Value
1st and Goal Inside 5 Takeaways	1st	3 takeaways
Fumble Recoveries	1st	15 recoveries
Fumble Returns of 20+ Yards	1st	3 returns
Goal-to-Go Takeaways	1st	4 takeaways
Opp. Passing Inside the 30	2nd	78.3 rating
Interception Returns of 20+ Yards	T-5th	5 returns
Miscellaneous Touchdowns Allowed	T-4th	1 touchdown
Offensive Points Allowed	6th	304 points
Opp. Field Goal Percentage	10th	83.3%
Opp. Avg. Starting Field Position	3rd	26.5 yard line
Opp. Avg. Starting Field Position-Away	3rd	25.8 yard line
Opp. Punt Returns of 20+ Yards	T-1st	0 returns
Opp. Red Zone 3rd Down Conv.	T-10th	33.3%
Opp. Offensive Touchdowns Scored	T-6th	33 touchdowns
Opp. Two-Point Conversion Pct.	7th	25.0%
Opp. Yards per Play inside the 30	3rd	3.13 yards
Opp. Yards per Play in the Red Zone	5th	2.44 yards
Opp. 1st and Goal Inside 5 TD Eff.	T-8th	75.0%
Opp. 2nd Down Conversions	9th	30.2%
Opp. 3rd and 10+ Conversions	8th	17.5%
Opp. Completions of 20+ Yards	T-10th	47 passes
Opp. Scoring Inside the 30 Efficiency	5th	42.2%
Opp. Yards After Catch	9th	1,614 yards
Opp. Passing for 4+ Yds on 1st Down	2nd	46.1%
Opp. Red Zone Scoring Efficiency	5th	49.1%
Opp. Rushing Plays of 20+ Yards	T-3rd	5 rushes
Opp. Rushing Plays of 50+ Yards	T-1st	0 rushes
Opp. Scoring Outside the Red Zone	8th	77 points
Opp. Avg. Gain on 1st Down	9th	5.12 yards
Opp. Kickoff Touchback Percentage	2nd	42.3%
Opp. Plays of 20+ Yards	7th	52 plays
Opp. Plays of 20+ Yards (Last 8 Games)	T-6th	24 plays
Opp. Punt Return Average	3rd	5.2 yards
Opp. Turnover Pct. on Drive <4 Plays	T-10th	6.1%
Opp. Total Points Scored	7th	311 points
Opp. Scoring Efficiency	8th	32.0%
Opp. Touchdown Drives	T-5th	33 drives
Opp. Passer Rating	3rd	79.8 rating
Passing Defense on 1st Down	2nd	75.4 rating
Passing Defense on 2nd Down	7th	80.7 rating
Opp. Red Zone Successful Plays	4th	38.5%
Red Zone Takeaways	1st	8 takeaways
Opp. Drives Starting Inside Own 20	T-4th	48 drives
Takeaway Points Scored	3rd	105 points
Takeaways	1st	33 takeaways
Total Points Allowed	7th	311 points
Total Points Allowed (Last 8 Games)	8th	160 points

### 2016 CHIEFS OFFENSIVE RANKINGS

Category	NFL Rank	Value
Avg. Gain on 1st Down	9th	5.71 yards
3rd and 1 Conversions	10th	71.4%
4th Down Conversions	5th	71.4%
4th and 6+ Conversions	1st	100.0%
Passer Rating in Blitz Situations	8th	104.41 rating
Field Goal Percentage	6th	88.6%
Avg. Starting Field Position	6th	30.1 yard line
Avg. Starting Field Position-Away	5th	30.6 yard line
Avg. Starting Field Position-Home	10th	29.6 yard line
Total Giveaways	T-8th	17 giveaways
Kickoff Return Average	9th	23.6 yards
Kickoff Returns of 20+ Yards	3rd	70.0%
Miscellaneous Touchdowns Scored	1st	8 touchdowns
Yards After Catch	5th	1,982 yards
Points on Possessions after Takeaways	9th	69 points
Punt Return Avg.	1st	14.8 yards
Punt Returns of 20+ Yards	T-1st	8 returns
Turnover Pct. on Drives <4 Plays	T-9th	3.4%
Red Zone Drives	T-10th	55 drives
Rushing Plays of 20+ Yards	T-7th	12 rushes
Rushing Plays of 50+ Yards	T-1st	3 rushes
Scoring Differential	4th	+78 points
Points Scored at the End of Half	8th	67 points
Drives Starting Inside Opp.'s 50	T-7th	22 drives
Takeaway Totals	1st	33 takeaways
Total Points Scored (Last 8 Games)	8th	204 points
Turnover Differential	T-1st	+16
Two-Minute Offense Points	7th	26 points
Two-Point Conversion Percentage	T-1st	100.0%

### 2017 DRAFT CLASS ON ROSTER

**QB Patrick Mahomes** was selected 10th overall by the Chiefs after they traded with the Bills to move up 17 spots. Mahomes was the second quarterback drafted. At Texas Tech, Mahomes threw for 11,252 yards and 93 touchdowns. He ran for another 845 yards with 22 touchdowns. Mahomes was the first quarterback the Chiefs have taken in the first round since Todd Blackledge in 1983.

**DE Tanoh Kpassagnon** was selected in the second round, 59th overall. He finished his career at Villanova with 22.0 sacks and 105 tackles (65 solo). Kpassagnon set his career-high in sacks (11.0) and tackles (45) in 2016. He was the first player the Chiefs drafted out of Villanova in team history.

**RB Kareem Hunt** was drafted 86th overall in the third round. He is Toledo's all-time leading rusher with 4,945 yards. Hunt scored 44 touchdowns, which ranked second in school history. He averaged 6.3 yards per carry for his career, with a career-high 8.0 yards per carry his sophomore year. Hunt was the first player out of Toledo the Chiefs have ever drafted.

**WR Jehu Chesson** was drafted 139th overall in the fourth round. At Michigan, Chesson caught 114 passes for 1,639 yards and 12 touchdowns. He had a breakout season in 2015 with 12 total touchdowns (9 receiving, two rushing, one returning). Chesson was one of 11 Michigan players selected in the 2017 draft, which was the most for any school.

**LB Ukeme Eligwe** was drafted in the fifth round, 183rd overall. In his one season at Georgia Southern, he had 104 tackles (64 solo), 9.5 tackles for loss, and forced four turnovers. In the season finale versus Troy, Eligwe had 18 tackles (13 solo) and a sack. Eligwe was the lone player selected out of Georgia Southern in the 2017 draft. Prior to attending Georgia Southern, he played football at Florida State.





## CHIEFS VS. PATRIOTS CONNECTIONS

### Professional

- New England Asst. Special Teams Coach Bubba Ventrone (2009-12) was on the roster for Cleveland as a safety/special teams specialist for one season with Kansas City T Mitchell Schwartz (2012-15). Ventrone and Schwartz were both with Kansas City Asst. Head Coach Brad Childress while he served as Cleveland's Offensive Coordinator for the 2012 season.
- Chiefs Offensive Line Coach Andy Heck (1994-98) was on the Bears roster as a tackle while Patriots Running Backs Coach Ivan Fears (1993-98) served as the wide receivers coach.
- Patriots Defensive Line Coach Brendan Daly (2009-11) and Offensive Coordinator/Quarterbacks Coach Josh McDaniels (2011) served in the same roles on the St. Louis Rams staff while Chiefs Secondary/Cornerbacks Coach Al Harris (2011) was on the roster as a cornerback for one season and Patriots WR Danny Amendola was on the roster from 2009-11.
- Kansas City Asst. Head Coach Brad Childress (2006-10) and Running Backs Coach Eric Bieniemy (2006-10) and New England Defensive Line Coach Brendan Daly (2006-08) and Wide Receivers Coach Chad O'Shea (2006-08) all spent multiple years together on Minnesota's coaching staff. Bieniemy held the same role while Childress was the head coach, Daly was the defensive assistant/defensive line coach and O'Shea was the offensive assistant/wide receivers coach.
- Patriots LB Shea McClellin (2012-15) played one season under Chiefs Special Teams Coordinator Dave Toub (2004-12) while he served in the same role for the Bears.
- New England RB Dion Lewis (2011-12) and Kansas City Offensive Quality Control Coach Mike Kafka (2010-12) played for multiple members of Kansas City's staff in Philadelphia: General Manager Brett Veach (2007-12), Head Coach Andy Reid (1999-2012), Offensive Coordinator Matt Nagy (2012-12), Tight Ends Coach Tom Melvin (1999-2012), Asst. Quarterbacks Coach Corey Matthaui (2008-12), Asst. Strength & Conditioning Coach Travis Crittenden (2012), Statistical Analysis Coordinator Mike Frazier (2003-12), Strength & Conditioning Coach Barry Rubin (2008-12) and Head Athletic Trainer Rick Burkholder (1999-2012).
- Chiefs Wide Receivers Coach Greg Lewis played with Patriots WR Danny Amendola while he was on the Eagles practice squad for the 2008 season. Both Lewis and Amendola were listed as wide receivers.
- Patriots LB Shea McClellin (2012-2015) spent a stint with the Bears with Chiefs CB Terrance Mitchell (2014-2015) and DL Jarvis Jenkins (2015).
- Chiefs DT Bennie Logan (2013-2017) and Patriots DB Eric Rowe (2015) spent a season together with the Eagles with three members of the Chiefs personnel staff including: Salary Cap and Legal Executive Chris Shea (2015-16) and Area Scouts Michael Davis (2013-16) and David Hinson (2015-16).
- Chiefs T Bryan Witzmann (2015) spent time playing with Patriots WR Brandin Cooks (2014-2016) while playing for the New Orleans Saints.
- Patriots DL Alan Branch (2011-2012) played with Chiefs DB Ron Parker (2011-2012) at the Seattle Seahawks.
- Patriots LB David Harris (2007-2016) spent a season playing at the New York Jets with Chiefs DL Jarvis Jenkins (2016).
- Chiefs LB Frank Zombo (2010-2012) and Patriots DL Lawrence Guy (2011) spent a season playing together for the Green Bay Packers.
- New England Asst. Special Teams Coach Bubba Ventrone (2013-14) spent one season on San Francisco's roster as a safety/special teams specialist with Kansas City's CB Kenneth Aker (2014-15).

### Former Patriots

- Chiefs Offensive Quality Control Coach Mike Kafka was on the Patriots roster as a quarterback in 2013.

- Kansas City Special Projects Coach Tommy Brasher was the defensive line coach in New England from 1982-84.

- Chiefs G Jordan Devey (2013-2014) spent time with the Patriots.

### Former Chiefs

- Patriots Wide Receivers Coach Chad O'Shea was on the Chiefs coaching staff from 2003-05 as a volunteer/assistant special teams coach in 2003 and the assistant special teams/linebackers coach from 2004-05.

### College

- New England Linebackers Coach Brian Flores (2000-03) played one season with Kansas City Director of College Scouting Ryan Poles (2003-07) and Area Scout Trey Koziol (2003-07) at Boston College. Flores was listed as a linebacker, Poles was a tackle and Koziol was a tight end.

- Chiefs Defensive Asst. Terry Bradden was the quality control/special teams coach at Florida Atlantic while Patriots Tight Ends Coach Nick Caley was the secondary coach for the 2014 season.

- Patriots Offensive Line Coach Dante Scarnecchia (1980-81) and Chiefs Special Projects Coach Tommy Brasher (1977-81) spent two seasons together at Southern Methodist University. Scarnecchia served in the same role while Brasher served as the defensive line coach.

- Chiefs LB Derrick Johnson (2001-2004), DT Roy Miller (2005-2008), and Patriots DT Malcom Brown (2012-2014) all played defense at Texas.

- Chiefs DL Jarvis Jenkins (2007-2010) was teammates with Patriots TE Dwayne Allen (2008-2011) at Clemson.

- Patriots WR Malcolm Mitchell (2011-2015) and Chiefs WR Chris Conley (2011-2014) were teammates for four seasons together at Georgia.

- Chiefs CB Steven Nelson (2013-2014) was teammates with Patriots WR Brandin Cooks (2011-2013) for one season at Oregon State.

- Kansas City QB Patrick Mahomes (2014-2016), New England WR Danny Amendola (2004-2007) and OL LaAdrian Waddle (2009-2012) all played at Texas Tech.

- New England S Patrick Chung (2004-08), Kansas City CB Terrance Mitchell (2010-13) and WR De'Anthony Thomas (2011-13) all played at Oregon.

- Chiefs LB Reggie Ragland and Patriots LB Dont'a Hightower both played linebacker at Alabama.

- Kansas City rookie WR Jehu Chesson (2012-2016) played at Michigan, as did three Patriots including: QB Tom Brady (1995-1999), DT Alan Branch (2007-11) and LB David Harris (2003-06).

### Hometown

- Chiefs Head Coach Andy Reid and WR De'Anthony Thomas and Patriots Offensive Line Coach Dante Scarnecchia are all from Los Angeles.

- Patriots WR Julian Edelman and Chiefs Tight Ends Coach Tom Melvin both call Redwood City, Calif., home.

- Kansas City President Mark Donovan and Area Scout Matt Donahoe and New England Asst. Special Teams Coach Bubba Ventrone all hail from Pittsburgh, Pa.

- Three members of the Chiefs personnel staff hail from Massachusetts. Both Director of Player Personnel Mike Borgonzi and Pro Scout Jim Noel are from Everett, Mass., and Salary Cap and Legal Executive Chris Shea is from Belmont, Mass.

- Chiefs FB Anthony Sherman is from North Attleborough, Mass., and went to high school at North Attleborough High School just 15 minutes from Gillette Stadium in Foxborough, Mass.

## HEAD COACH ANDY REID NOTES



### REID CAREER HIGHLIGHTS

- Career record of 173-114-1 in the regular season, as well as an 11-12 postseason record. Reid's 184 combined wins rank 10th in NFL history. Reid ranks second among active coaches in regular season and postseason wins. He has defeated all 32 NFL teams as a head coach.
- His 43 regular season wins in his first four seasons with Kansas City are more than any other head coach in franchise history in their initial four seasons. The Chiefs finished 12-4 in 2016, earning the number two seed and a first-round bye in the playoffs.
- Reid guided Kansas City to its first playoff win in 22 years in 2015. The club finished 11-5 after a 1-5 start, the greatest turnaround in a single season.
- The 2013 Chiefs, led by Head Coach Andy Reid, orchestrated the greatest single-season turnaround in franchise history after an 11-5 finish. In 2012, the team finished 2-14, a +9 turnaround in his first season with the club.
- During Reid's 14 seasons in Philadelphia, his teams made the postseason nine times, which ranked third in the NFL behind Indianapolis' 12 and New England's 10.
- Including his time as an assistant coach, Reid's teams have now made 18 playoff appearances, as well as three Super Bowl appearances after playing in a combined eight NFC Championships. Reid's .602 regular season winning percentage ranks 14th all-time among coaches with at least 200 games.
- Has three career Super Bowl appearances and won Super Bowl XXXI as an assistant in Green Bay. Reid owns three NFC titles and 10 division titles in his career dating back to his days as an assistant.
- Mentored Hall of Fame quarterback Brett Favre while with the Packers along with QB Donovan McNabb with the Eagles.

### REID VIA THE NFL DRAFT - HIS 1ST ROUND PICKS

Chiefs Head Coach Andy Reid has had 16 first-round selections as a head coach in the NFL. Prior to 2013, Reid's team selected as high as second overall (1999) and as late as 31st overall (2005).

Yr.	No. (Overall)	Selection (School)
1999	2	QB Donovan McNabb (Syracuse)
2000	6	DT Corey Simon (Florida State)
2001	25	WR Freddie Mitchell (UCLA)
2002	26	CB Lito Sheppard (Florida)
2003	15	DE Jerome McDougle (Miami)
2004	16	T Shawn Andrews (Arkansas)
2005	31	DT Mike Patterson (Southern California)
2006	14	DT Brodrick Bunkley (Florida State)
2007	--	No First-Round Selection
2008	--	No First-Round Selection
2009	19	WR Jeremy Maclin (Missouri)
2010	13	DE Brandon Graham (Michigan)
2011	21	G Danny Watkins (Baylor)
2012	12	DT Fletcher Cox (Mississippi State)
2013 (KC)	1	T Eric Fisher (Central Michigan)
2014	23	LB Dee Ford (Auburn)
2015	18	CB Marcus Peters (Washington)
2016	--	No First-Round Selection
2017	10	QB Patrick Mahomes (Texas Tech)

### REID'S COACHING TREE

Throughout his time in the NFL, Andy Reid has constructed quality coaching staffs to assist him. A number of those assistants have since gone on to coordinator or head coaching responsibilities for other NFL franchises. Below is a list of notable coaches who have come from Andy Reid's Philadelphia or Kansas City staffs.

Coach	Team	Years	Position
John Harbaugh	BAL	2008-present	Head Coach
Ron Rivera	CAR	2011-present	Head Coach
Leslie Frazier	BAL	2016-present	DB Coach/Form. MIN HC
Steve Spagnuolo	NYG	2015-present	DC/Form. STL HC
Pat Shurmur	MIN	2016-present	TE Coach/Form. CLE HC
Brad Childress	KC	2013-present	Asst. HC/Form. MIN HC
Todd Bowles	NYJ	2015-present	Head Coach
Doug Pederson	PHI	2016-present	Head Coach
Sean McDermott	BUF	Hired in 2017	Head Coach



### ANDY REID'S COACHING RECORD

Year	Reg. Season	Pct.	Postseason	Overall	Result
1999	5-11	.313	0-0	5-11	5th in NFC East
2000	11-5	.688	1-1	12-6	2nd in NFC East; reached divisional playoffs
2001	11-5	.688	2-1	13-6	1st in NFC East; reached NFC Championship Game
2002	12-4	.750	1-1	13-5	1st in NFC East; reached NFC Championship Game
2003	12-4	.750	1-1	13-5	1st in NFC East; reached NFC Championship Game
2004	13-3	.813	2-1	15-4	1st in NFC East; reached Super Bowl XXXIX
2005	6-10	.375	0-0	6-10	4th in NFC East
2006	10-6	.625	1-1	11-7	1st in NFC East; reached divisional playoffs
2007	8-8	.500	0-0	8-8	4th in NFC East
2008	9-6-1	.594	2-1	11-7-1	2nd in NFC East; reached NFC Championship Game
2009	11-5	.688	0-1	11-6	2nd in NFC East; reached wild card round
2010	10-6	.625	0-1	10-7	1st in NFC East; reached wild card round
2011	8-8	.500	0-0	8-8	2nd in NFC East
2012	4-12	.250	0-0	4-12	4th in NFC East
2013	11-5	.688	0-1	11-6	2nd in AFC West; reached wild card round
2014	9-7	.563	0-0	9-7	2nd in AFC West
2015	11-5	.688	1-1	12-6	2nd in AFC West, reached divisional playoffs
2016	12-4	.750	0-1	12-5	1st in AFC West, reached divisional playoffs
2017	0-0	.000	0-0	0-0	TBD
<b>TOTALS</b>	<b>173-114-1</b>	<b>.602</b>	<b>11-12</b>	<b>184-126-1</b>	<b>12 Playoff Berths, 7 Div. Titles, 1 NFC Title</b>



## REID AS A HEAD COACH VS. THE NFL

Below is Chiefs Head Coach Andy Reid's record against the NFL as a head coach. He is 173-114-1 in the regular season, as well as 11-12 in the post-season. Reid has 184 total career wins as a head coach.

Opponent	Reg. Season	Postseason	Total
vs. Denver Broncos	4-6	0-0	4-6
vs. Kansas City Chiefs	3-0	0-0	3-0
vs. Oakland Raiders	8-3	0-0	8-3
vs. San Diego Chargers	8-3	0-0	8-3
<b>vs. AFC West</b>	<b>23-12</b>	<b>0-0</b>	<b>23-12</b>
vs. Baltimore Ravens	3-1	0-0	3-1
vs. Cincinnati Bengals	1-3-1	0-0	1-3-1
vs. Cleveland Browns	6-0	0-0	6-0
vs. Pittsburgh Steelers	3-4	0-1	3-5
<b>vs. AFC North</b>	<b>13-8-1</b>	<b>0-1</b>	<b>13-9-1</b>
vs. Houston Texans	5-1	1-0	6-1
vs. Indianapolis Colts	2-4	0-1	2-5
vs. Jacksonville Jaguars	3-2	0-0	3-2
vs. Tennessee Titans	1-6	0-0	1-6
<b>vs. AFC South</b>	<b>11-13</b>	<b>1-1</b>	<b>12-14</b>
vs. Buffalo Bills	5-2	0-0	5-2
vs. Miami Dolphins	4-1	0-0	4-1
vs. New England Patriots	2-3	0-2	2-5
vs. New York Jets	5-0	0-0	5-0
<b>vs. AFC East</b>	<b>16-6</b>	<b>0-2</b>	<b>16-8</b>
vs. Dallas Cowboys	18-11	0-1	18-12
vs. New York Giants	16-13	2-1	18-14
vs. Washington Redskins	18-11	0-0	18-11
vs. Philadelphia Eagles	1-0	0-0	1-0
<b>vs. NFC East</b>	<b>53-35</b>	<b>2-2</b>	<b>55-37</b>
vs. Arizona Cardinals	5-7	0-1	5-8
vs. San Francisco 49ers	6-4	0-0	6-4
vs. Seattle Seahawks	4-3	0-0	4-3
vs. St. Louis Rams	6-2	0-1	6-3
<b>vs. NFC West</b>	<b>21-16</b>	<b>0-2</b>	<b>21-18</b>
vs. Atlanta Falcons	7-3	2-0	9-3
vs. Carolina Panthers	5-2	0-1	5-3
vs. Tampa Bay Buccaneers	4-4	2-1	6-5
vs. New Orleans Saints	4-3	0-1	4-4
<b>vs. NFC South</b>	<b>20-12</b>	<b>4-3</b>	<b>24-15</b>
vs. Chicago Bears	5-5	1-0	6-5
vs. Detroit Lions	4-1	0-0	4-1
vs. Green Bay Packers	4-4	1-1	5-5
vs. Minnesota Vikings	3-2	2-0	5-2
<b>vs. NFC North</b>	<b>16-12</b>	<b>4-1</b>	<b>20-13</b>

## MOST OVERALL WINS; ACTIVE NFL HEAD COACHES

Andy Reid is one of seven active NFL head coaches with over 100 victories. He has 184 overall wins and is one of three active coaches with 10 or more postseason victories.

Rk.	Coach	Reg.	Post	Total
1.	Bill Belichick, NE/CLE	237	26	263
2.	<b>Andy Reid, KC/PHI</b>	<b>173</b>	<b>11</b>	<b>184</b>
3.	John Fox, CHI/DEN/CAR	128	8	136
4.	Mike McCarthy, GB	114	10	124
5.	Marvin Lewis, CIN	118	0	118
6.	Pete Carroll, SEA	103	10	113
7.	Mike Tomlin, PIT	103	8	111

Reid defeated the Tennessee Titans in 2013, giving him wins against all 32 NFL teams. He became only the sixth head coach in NFL history to accomplish that feat. Below is a look at all the coaches who have done it.

Bill Belichick (NE)	Bill Parcells (Retired)
Tony Dungy (Retired)	<b>Andy Reid (KC)</b>
Mike Shanahan (No Current Team)	John Fox (CHI)

## MOST NFL WINS AS HEAD COACH

Rk.	Head Coach	Win Total
1.	Don Shula	347
2.	George Halas	324
3.	Tom Landry	270
4.	<b>Bill Belichick</b>	<b>263</b>
5.	Curly Lambeau	229
6.	Chuck Noll	209
7.	Marty Schottenheimer	205
8.	Dan Reeves	201
9.	Chuck Knox	193
10.	<b>Andy Reid</b>	<b>184</b>
11.	Bill Parcells	183
12.	Tom Coughlin	182
13t.	Jeff Fisher	178
	Mike Shanahan	178
15.	Mike Holmgren	174
16.	Joe Gibbs	171
17.	Paul Brown	170
18.	Bud Grant	168
19.	Bill Cowher	161
20.	Steve Owen	153
21.	Marv Levy	154
22.	Tony Dungy	148
23t.	<b>John Fox</b>	<b>136</b>
	Hank Stram	136
25.	Weeb Ewbank	134

- Playoffs Included

\* Bold Denotes Active NFL Coaches



## REID'S HEAD COACHING CAREER WHEN...

- Scoring on opening drive: 76-23
- Scoring first: 109-35
- Leading at half: 139-28
- Leading after three quarters: 137-27
- Winning time of possession: 109-32-1
- Winning turnover battle: 104-23
- Out-rushing opponent: 105-44-1
- Out-passing opponent: 101-45-1
- Out-gaining opponent: 117-38-1
- 40%+ 3rd down conversions: 87-34
- 50%+ 3rd down conversions: 50-11
- Not throwing an INT: 92-38
- Having a 300-yard passer: 32-16-1
- Having a 100+ yard rusher: 49-18
- Having a 100+ yard receiver: 57-23
- Having two 100+ yard receivers: 8-1
- Having no turnovers: 48-17
- Scoring 20+ points: 141-41
- Scoring 30+ points: 74-5
- Rushing for 150+ yards: 53-15
- Having 20+ first downs: 97-42
- Not allowing a sack: 18-9
- Allowing two or fewer sacks: 107-51-1
- Recording 2+ INTs: 67-16
- Recording 3+ turnovers: 68-12
- Opp. less than 40% on 3rd down: 130-47-1
- Opp. less than 30% on 3rd down: 87-15-1
- Scoring a defensive TD: 42-9
- Recording 3+ sacks: 98-29-1
- Recording 5+ sacks: 40-5-1
- Allowing 17 or fewer points: 122-22-1
- Not allowing a 100-yard rusher: 138-80-1
- Not allowing a 100-yard receiver: 118-79
- Not allowing a 300-yard passer: 154-89-1
- Not allowing a rushing TD: 119-42-1
- Not allowing a passing TD: 53-17
- Not allowing an offensive TD: 32-3
- Having a KR or PR TD: 15-5

## CHIEFS GENERAL MANAGER BRETT VEACH



### QUICK FACTS ON CHIEFS GM BRETT VEACH

- Brett Veach was named the seventh general manager in Kansas City Chiefs history on July 10, 2017. Veach is in his first season as an NFL general manager and his 11th year in the National Football League.
- Prior to being elevated, he previously served as the Chiefs Co-Director of Player Personnel.
- Veach reports directly to Chiefs Chairman & CEO Clark Hunt, who had this to say upon hiring him; "Brett has a sharp football mind, a tremendous work ethic and a keen eye for finding talent. Over the last four seasons he's played a critical role in building our football team."
- He is in his fifth season with the Chiefs after originally joining the club in 2013. He was promoted to Co-Director of Player Personnel prior to the 2015 season after serving two seasons as the club's Pro and College Personnel Analyst (2013-14).
- The Mount Carmel, Pennsylvania, native, served as a Southeast Regional Scout for the Philadelphia Eagles (2011-12) after originally joining Philadelphia's Player Personnel Department as a Pro and College Scout in 2010.
- Prior to entering the scouting department, Veach was the Assistant to Head Coach Andy Reid for three seasons in Philadelphia (2007-09).
- Before joining the Eagles, Veach was the Supervisor of Intercollegiate Athletic Events at his alma mater, the University of Delaware (2005-06). He was a four-year letterman as a wide receiver for the Blue Hens, catching 99 passes for 1,470 yards (14.8 avg.). He left Delaware as the school's all-time leader in kickoff return yards with 1,558 yards.
- He was a standout running back for Mount Carmel High School.
- Wife - Alison; Children - twin sons, Elijah and Wylen, and a daughter, Ella.

### VEACH IN THE NFL DRAFT AS PERSONNEL MAN

Since entering the NFL, Chiefs GM Brett Veach has been a part of personnel staffs that have drafted the below first-round picks.

<u>Yr.</u>	<u>No. (Overall)</u>	<u>Selection (School)</u>
2007 (PHI)	--	No First-Round Selection
2008	--	No First-Round Selection
2009	19	WR Jeremy Maclin (Missouri)
2010	13	DE Brandon Graham (Michigan)
2011	21	G Danny Watkins (Baylor)
2012	12	DT Fletcher Cox (Mississippi State)
2013 (KC)	1	T Eric Fisher (Central Michigan)
2014	23	LB Dee Ford (Auburn)
2015	18	CB Marcus Peters (Washington)
2016	--	No First-Round Selection
2017	10	QB Patrick Mahomes (Texas Tech)

### VEACH & NAGY GO WAY BACK

Chiefs GM Brett Veach and Offensive Coordinator Matt Nagy have a special relationship that dates back to high school. Veach attended high school in Mount Carmel, Pennsylvania, and Nagy attended Manheim Central High School just 62 miles away. They knew of each other then, but their relationship grew as both attended the University of Delaware to play football. Nagy was Veach's college quarterback. Following their college careers, different paths eventually led them back together, as both worked underneath Coach Reid for the Philadelphia Eagles. In 2013, both Nagy and Veach joined the Kansas City Chiefs alongside Reid and have climbed the ranks with the club.



### VEACH'S NFL RECORD

Year	Reg. Season	Pct.	Playoffs	Overall	Result
2007	8-8	.500	0-0	8-8	4th in NFC East
2008	9-6-1	.594	2-1	11-7-1	2nd in NFC East; reached NFC Championship Game
2009	11-5	.688	0-1	11-6	2nd in NFC East; reached Wild Card Playoffs
2010	10-6	.625	0-1	10-7	1st in NFC East; reached Wild Card Playoffs
2011	8-8	.500	0-0	8-8	2nd in NFC East
2012	4-12	.250	0-0	4-12	4th in NFC East
2013	11-5	.688	0-1	11-6	2nd in AFC West; Reached Wild Card Playoffs
2014	9-7	.563	0-0	9-7	2nd in AFC West
2015	11-5	.688	1-1	12-6	2nd in AFC West; Reached Divisional Playoffs
2016	12-4	.750	0-1	12-5	1st in AFC West; Reached Divisional Playoffs
2017	0-0	.000	0-0	0-0	TBD
<b>TOTALS</b>	<b>93-66-1</b>	<b>.584</b>	<b>3-6</b>	<b>96-72-1</b>	<b>6 Playoff Appearances, 2 Div. Titles</b>



## 2016 OFFENSIVE NOTES

### HILL FINDING THE ENDZONE

Chiefs WR Tyreek Hill ranked first among all NFL receivers in overall touchdowns after Week 10 of the 2016 season. The rookie WR accounted for three rushing, two receiving and three return scores in the second half of his rookie campaign.

#### NFL Leaders (2016)

##### Overall Touchdowns by a WR After Week 10

Rk.	Name	Touchdowns
1.	Tyreek Hill	8
2.	Jordy Nelson	7
3t.	Davante Adams	6
	Antonio Brown	6
	Dez Bryant	6
	Kenny Stills	6



### HILL'S 2016 SEASON

Rookie WR Tyreek Hill had six receiving touchdowns in 16 games ranking him tied for first in franchise history for most receiving touchdowns by a rookie. Below is a look at the Chiefs rookie record book for receiving TDs.

Rk.	Player	TD	Season
1t.	Tyreek Hill	6	2016
	Fred Arbanas	6	1962
	Stephone Paige	6	1983
4t.	Chris Burford	5	1960
	Otis Taylor	5	1965
	Bill Jones	5	1990
	Tim Barnett	5	1991
	Dwayne Bowe	5	2007

Hill found a knack for returning punts early in his career. Through 16 games, the newcomer led the NFL in punt return yards with 592 total yards.

Rk.	Player	Team	Ret.	Yards	Avg.
1.	Tyreek Hill	KC	39	592	15.2
2.	Tavon Austin	LA	44	364	8.3
3.	Jamison Crowder	WAS	27	328	12.1
4.	Jalen Richard	OAK	34	306	9.0
5.	Brandon Tate	BUF	26	301	11.6

• According to ESPN Stats & Info, Hill became the first player with a rushing TD, receiving TD and kick return TD in a single game since Gale Sayers (1965 Bears against Vikings) with his performance against the Denver Broncos on Nov. 27, 2016.

• According to the National Football League, during Hill's kickoff return touchdown vs. Denver on Nov. 27, Hill reached a maximum speed of 22.77 miles per hour on his TD run, the fastest by a ball carrier in the NFL last season. Hill was clocked at 23.24 MPH in a kickoff return against Houston on Sept. 18, 2016, but the play was nullified by penalty.

### MITCHELL SCHWARTZ ON A STREAK

Chiefs T Mitchell Schwartz ranks third among offensive tackles with 80 consecutive games started in his career. He has not missed a snap since entering the league.

#### NFL Leaders, Consecutive Games Started, Offensive Tackles

Rk.	Games	Player	Team
1.	160	Joe Thomas	CLE
2.	156	Donald Penn	TB/OAK
3.	80	Mitchell Schwartz	CLE/KC

### PROTECTING THE FOOTBALL UNDER REID

Dating back to Chiefs Head Coach Andy Reid's arrival in 2013, the Kansas City offense has remained among the NFL's top-five teams when it comes to protecting the football. The Chiefs have just 67 turnovers in that span, tied with Seattle and trailing only New England (58).

Rk.	Team	G	TOs
1.	NE	64	58
2t.	KC	64	67
	SEA	64	67
4.	GB	64	72
5.	BUF	64	81

### RACKING UP THE POINTS

Since Andy Reid was named Head Coach in 2013, the Chiefs have had at least four games each season where they've scored 30 or more points. Last year, KC had five games of 30 or more points.

#### Most 30-Point Games, Season

Rk.	Games	Seasons
1.	8	1966, 2002, 2004
2.	7	1999, 2003
3.	6	1960, 1967, 2010
4.	5	1962, 1965, 1968, 1983, 1994, 2005, 2006, 2015, 2016
5.	4	1961, 1963, 1969, 1980, 1984, 1985, 1990, 1997, 1998, 2013, 2014

### KELCE DOWN THE STRETCH

Chiefs TE Travis Kelce ranked second among all players in the NFL in receiving yards since Week Eight of the 2016 season. Kelce's second-half stretch is highlighted by 849 yards on 58 receptions.

#### NFL Leaders (2016)

##### Receiving Yards Since Week Eight

Rk.	Pos.	Name	Rec.	Yards	Avg.
1.	WR	Jordy Nelson	70	936	13.4
2.	TE	Travis Kelce	58	849	14.6
3.	WR	Julian Edelman	61	785	12.9
4.	WR	Mike Evans	56	776	13.9
5.	WR	T.Y. Hilton	46	759	16.5
6.	WR	Odell Beckham Jr.	61	737	12.1

### ANTHONY SHERMAN ON A STREAK

Chiefs FB Anthony Sherman has been one of the most consistent players in the NFL. Sherman ranks tied for first among fullbacks in the NFL for consecutive games played.

#### NFL Leaders, Consecutive Games Played, Fullbacks

Rk.	Games	Player	Team
1t.	64	Anthony Sherman	Chiefs
		Kyle Juszczyk	Ravens
3.	62	Patrick DiMarco	Bills
4.	61	John Kuhn	New Orleans

## 2016 OFFENSIVE NOTES & RECORD WATCH

### CONSISTENT KELCE

Chiefs TE Travis Kelce led the league in receiving yards and was second in receptions among all tight ends in 2016. Kelce had six games of 100 or more receiving yards in 2016. He ranked third in the NFL in YAC.

#### 2016 Receiving Leaders - Yards - TEs

Rk.	Player	Team	Rec	Yds	Avg
1.	Travis Kelce	KC	85	1125	13.2
2.	Greg Olsen	CAR	80	1073	13.4
3.	Jimmy Graham	SEA	65	923	14.2

#### 2016 Reception Leaders - TEs

Rk.	Player	Team	G	Rec
1.	Dennis Pitta	BAL	16	86
2.	Travis Kelce	KC	16	85
3.	Kyle Rudolph	MIN	16	83

#### 2016 Receiving Leaders - Yards After Catch - All Players

Rk.	Pos.	Player	Team	Rec	Yds	YAC
1.	RB	Le'Veon Bell	PIT	75	616	685
2.	RB	David Johnson	ARI	80	879	659
3.	TE	Travis Kelce	KC	85	1125	653

### GLOBAL TIES

The 2017 Chiefs roster has several global ties, including seven internationally born players.

- **LB Tamba Hali** hails from Monrovia, Liberia. He moved to Teaneck, N.J., at the age of 10. Similarly, rookie **WR Jehu Chesson** also was born in Monrovia, Liberia, and moved to St. Louis at the age of five.

- **OL Laurent Duvernay-Tardif** is from Hillaire, Quebec, where he attended McGill University and became just the second player out of McGill to be drafted into the NFL.

- A native of Sao Paulo, Brazil, **K Cairo Santos** joined the team as a CFA in 2014. He attended St. Joseph's Academy in Miami, Florida, as a foreign exchange student where he learned to play American football.

- **DL Rakeem Nunez-Roches** was drafted by the Chiefs in the sixth round (217th overall) of the 2015 NFL Draft. Nunez-Roches was born in Dangriga, Belize, and moved to the U.S. at the age of eight.

- **WR Chris Conley**, was born in Adana, Turkey, while his father was stationed there with the Air Force.

- **LB Dadi Nicolas** was born in Port-au-Prince, Haiti, and moved to Delray Beach, Florida, when he was five years old.

- Despite not being born internationally, **DL Tanoh Kpassagnon** spent his summers visiting his father, an economist from the Ivory Coast.

- After **S Daniel Sorensen's** freshman season at BYU in 2008, he missed the next two football seasons while he was serving in the Costa Rica San Jose Mission in 2010-11.



### CHIEFS RECORD BOOK

#### CHIEFS RECORD BOOK LOWEST PERCENTAGE, PASSES HAD INTERCEPTED, SEASON

1.	0.41	Damon Huard (244-1)	2006
2.	0.90	Steve DeBerg (444-4)	1990
3.	1.29	Alex Smith (464-6)	2014
4.	1.37	Alex Smith (508-7)	2013
5.	1.49	Alex Smith (470-7)	2015

#### CHIEFS RECORD BOOK MOST PUNTS INSIDE THE 20, CAREER

1.	391	Dustin Colquitt	2005-17
2.	117	Louie Aguiar	1994-98
3.	62	Bryan Barker	1990-93
4.	58	Jim Arnold	1983-85
5.	54	Kelly Goodburn	1987-90

#### CHIEFS RECORD BOOK MOST SACKS, CAREER

1.	126.5	Derrick Thomas	1989-99
2.	89.5	Tamba Hali	2006-17
3.	85.5	Neil Smith	1988-96
4.	73.0	Art Still	1978-87
5.	60.5	Justin Houston	2011-17

#### CHIEFS RECORD BOOK MOST SACKS, DEFENSIVE BACK, CAREER

1.	7.0	Ron Parker	2013-17
2.	6.5	Reggie Tongue	1996-99
3t.	6.0	James Hasty	1995-00
		Greg Wesley	2000-07
5.	5.5	Eric Berry	2010-17

#### CHIEFS RECORD BOOK MOST INTERCEPTION RETURN TOUCHDOWNS, CAREER

1.	6	Bobby Bell	1963-74
2t.	5	Jim Kearney	1967-75
		Emmitt Thomas	1966-78
		Eric Berry	2010-17
5t.	4	Derrick Johnson	2005-17
	4	Lloyd Burruss	1981-91
7t.		Eight Tied	

#### CHIEFS RECORD BOOK HIGHEST PASSER RATING, CAREER (MIN 1,000 ATTEMPTS)

1.	92.2	Alex Smith	2013-17
2.	87.3	Trent Green	2001-06
3.	83.2	Len Dawson	1962-75
4.	81.8	Steve DeBerg	1988-91
5.	80.6	Elvis Grbac	1997-2000

#### CHIEFS RECORD BOOK FIELD GOALS MADE PCT, CAREER (MIN 100 ATTEMPTS)

1.	84.3	Cairo Santos	2014-17
2.	81.0	Ryan Succop	2009-13
3.	80.9	Pete Stoyanovich	1996-2000
4.	80.2	Nick Lowery	1980-93
5.	64.0	Jan Stenerud	1967-79



## CHIEFS QUARTERBACK ALEX SMITH



### SMITH HAS HISTORY OF PROTECTING FOOTBALL

Since 2010, Chiefs QB Alex Smith has thrown the second fewest interceptions in the NFL among active starting quarterbacks with at least 2,000 regular-season pass attempts. Smith had only eight interceptions last season.

Player	INTs Since 2010
1. Russell Wilson.....	45
2. Alex Smith.....	48
3. Aaron Rodgers.....	51
4. Tom Brady.....	53
5. Sam Bradford.....	57

### SMITH WITH 100+ RATING

Chiefs quarterback Alex Smith has had 31 career games as a starter where he has recorded over a 100.0 rating. Smith is 30-1 in those contests. In Week 15, 2013 vs. the Raiders, Smith posted a perfect passer rating with five TD passes and no interceptions on 20 attempts and 17 completions.

Date	Opp.	Att.	Comp.	Rtg.
12/15/13	@OAK	20	17	158.3
10/7/12	BUF	24	18	156.3
9/29/14	NE	26	20	144.4
12/4/11	STL	23	17	142.3
9/21/14	MIA	25	19	136.0
12/12/10	SEA	27	17	130.9
10/23/16	NO	24	17	126.0
9/9/12	@GB	26	20	125.6
12/4/16	@ATL	25	21	125.0
12/6/15	@OAK	22	16	123.7
12/8/13	@WAS	20	14	122.3
9/13/15	@HOU	33	22	118.6
12/14/14	OAK	30	18	115.6
1/1/17	SD	28	21	112.8
11/29/15	BUF	30	19	112.5
10/2/11	@PHI	33	21	112.1
11/6/11	@WAS	24	17	109.7
10/16/16	@OAK	22	19	109.1
11/22/15	@SD	25	20	108.8
11/01/15	DET	26	18	108.7
12/20/15	@BAL	25	21	108.5
1/2/11	ARI	29	15	107.8
9/16/12	DET	31	20	107.7
11/1/14	NYJ	31	21	106.8
11/24/13	SD	38	26	106.7
11/19/06	SEA	25	19	105.9
9/25/16	NYJ	33	25	105.2
10/19/14	@SD	28	19	103.4
9/17/06	STL	22	11	103.0
12/14/06	@SEA	25	14	102.4
10/27/13	CLE	36	24	102.2

### SMITH VS. THE NFL

Opponent	Reg. Season	Postseason	Total
vs. Denver Broncos	4-5	0-0	4-5
vs. Kansas City Chiefs	0-2	0-0	0-2
vs. Oakland Raiders	9-1	0-0	9-1
vs. San Diego Chargers	5-3	0-0	5-3
<b>vs. AFC West</b>	<b>18-11</b>	<b>0-0</b>	<b>18-11</b>
vs. Baltimore Ravens	1-1	0-0	1-1
vs. Cincinnati Bengals	1-1	0-0	1-1
vs. Cleveland Browns	3-0	0-0	3-0
vs. Pittsburgh Steelers	2-3	0-1	2-4
<b>vs. AFC North</b>	<b>7-5</b>	<b>0-0</b>	<b>7-6</b>
vs. Houston Texans	3-2	1-0	4-2
vs. Indianapolis Colts	1-3	0-1	1-4
vs. Jacksonville Jaguars	2-1	0-0	2-1
vs. Tennessee Titans	1-3	0-0	1-3
<b>vs. AFC South</b>	<b>7-9</b>	<b>1-1</b>	<b>8-10</b>
vs. Buffalo Bills	4-0	0-0	4-0
vs. Miami Dolphins	1-0	0-0	1-0
vs. New England Patriots	1-0	0-1	1-1
vs. New York Jets	3-0	0-0	3-0
<b>vs. AFC East</b>	<b>9-0</b>	<b>0-1</b>	<b>9-1</b>
<b>vs. AFC</b>	<b>41-25</b>	<b>1-4</b>	<b>42-28</b>
vs. Dallas Cowboys	1-1	0-0	1-1
vs. New York Giants	2-1	0-1	2-2
vs. Philadelphia Eagles	2-4	0-0	2-4
vs. Washington Redskins	2-1	0-0	2-1
<b>vs. NFC East</b>	<b>7-7</b>	<b>0-1</b>	<b>7-8</b>
vs. Arizona Cardinals	6-6	0-0	6-6
vs. Seattle Seahawks	7-5	0-0	7-5
vs. San Francisco 49ers	0-1	0-0	0-1
vs. St. Louis Rams	7-2-1	0-0	7-2-1
<b>vs. NFC West</b>	<b>20-14-1</b>	<b>0-0</b>	<b>20-14-1</b>
vs. Atlanta Falcons	1-2	0-0	1-2
vs. Carolina Panthers	1-1	0-0	1-1
vs. Tampa Bay Buccaneers	1-1	0-0	1-1
vs. New Orleans Saints	1-3	1-0	2-3
<b>vs. NFC South</b>	<b>4-7</b>	<b>1-0</b>	<b>5-7</b>
vs. Chicago Bears	1-2	0-0	1-2
vs. Detroit Lions	5-0	0-0	5-0
vs. Green Bay Packers	1-3	0-0	1-3
vs. Minnesota Vikings	1-2	0-0	1-2
<b>vs. NFC North</b>	<b>8-7</b>	<b>0-0</b>	<b>7-7</b>
<b>vs. NFC</b>	<b>39-35-1</b>	<b>1-1</b>	<b>40-36-1</b>



### CHIEFS QB ALEX SMITH'S CAREER WHEN...

Throwing one or more TD passes: 58-35-1  
 Throwing two or more TD passes: 35-14  
 Throwing three or more TD passes: 10-4  
 Throwing four or more TD passes: 1-0  
 Not throwing an INT: 59-20-1  
 With a passer rating of 95.0 or more: 44-7-1  
 With a passer rating of 105.0 or more: 29-2-1  
 Throwing for 150 or more yards: 61-45  
 Throwing for 200 or more yards: 42-28  
 Throwing for 250 or more yards: 17-16

Throwing for 300 or more yards: 2-4  
 Rushing for a TD: 11-2  
 Attempting 20 or more passes: 72-54  
 Attempting 30 or more passes: 33-35  
 Attempting 40 or more passes: 4-14  
 Rushing for 30 or more yards: 15-9  
 Completing 15 or more passes: 63-45  
 Completing 20 or more passes: 29-26  
 Completing 25 or more passes: 6-12  
 Completing 30 or more passes: 1-3

Throwing one or more INTs: 21-41  
 Throwing two or more INTs: 3-18  
 Throwing three or more INTs: 0-8  
 Sacked one or more times: 66-53-1  
 Sacked two or more times: 50-46-1  
 Sacked three or more times: 29-34  
 Sacked four or more times: 14-25  
 Losing one or more fumbles: 10-15  
 Losing two or more fumbles: 0-3  
 With a passer rating of 90.0 or lower: 31-48

## SMITH'S YEARS WITH CHIEFS

Smith ranks second in franchise history for most games started in the first four years of being with the team with 61 starts, trailing only Trent Green (64).

### CHIEFS RECORD BOOK

#### MOST REGULAR SEASON STARTS, QB, FIRST FOUR YEARS

1.	64	Trent Green	2001-04
2.	<b>61</b>	<b>Alex Smith</b>	<b>2013-16</b>
3.	53	Len Dawson	1962-65
4.	52	Steve DeBerg	1988-91
5.	47	Matt Cassel	2010-13

Smith has won 41-of-61 games (67.2%) in his first four seasons with the club, marking the second-best winning percentage by any Chiefs quarterback with a minimum of 20 starts in his first four years with the club.

### CHIEFS RECORD BOOK

#### HIGHEST REGULAR SEASON WINNING PCT. QB, FIRST FOUR YEARS WITH TEAM (MIN. 20 STARTS)

1.	68.0	Joe Montana	1993-94
2.	<b>67.2</b>	<b>Alex Smith</b>	<b>2013-16</b>
3.	64.9	Steve Bono	1994-96
4.	64.3	Dave Krieg	1992-93
5.	56.8	Todd Blackledge	1983-86



## CHIEFS PASSER RATINGS

Of Chiefs quarterbacks to start at least 16 games in their Kansas City careers, Alex Smith possesses the highest quarterback rating with a 92.2 mark. Smith has started 61 regular-season games in his Chiefs career and has thrown 76 touchdowns and only 28 interceptions.

Player	Year	Rating
<b>Alex Smith</b>	<b>2013-16</b>	<b>92.2</b>
Trent Green	2001-06	87.3
Joe Montana	1993-94	85.0
Damon Huard	2006-08	83.3
Len Dawson	1962-75	83.2
Steve DeBerg	1988-91	81.8
Rich Gannon	1995-98	81.7
Elvis Grbac	1997-00	80.6
Dave Krieg	1992-93	80.4
Matt Cassel	2009-12	77.5
Bill Kenney	1980-88	77.0
Steve Bono	1994-96	74.3
Steve Fuller	1979-82	69.4
Mike Livingston	1968-79	63.3
Todd Blackledge	1983-87	62.0
Cotton Davidson	1960-61	61.9

## ALEX SMITH OVER FOUR YEARS

Alex Smith's 41 wins rank first all-time on the Chiefs franchise list for most wins in a starting quarterback's first four seasons.

Rk.	Player	Years	Wins
1.	<b>Alex Smith</b>	<b>2013-16</b>	<b>41</b>
2.	Trent Green	2001-04	34
3.	Steve DeBerg	1988-91	31
4.	Len Dawson	1962-65	29

## ALEX SMITH COMPLETION PERCENTAGE

Through 61 regular-season games with the Chiefs, Alex Smith is the most accurate passer in Chiefs history. His 64.5 completion percentage is top among all passers with at least 700 attempts.

Rk.	Player	G	Comp.	Att.	Pct.
1.	<b>Alex Smith</b>	<b>61</b>	<b>1,246</b>	<b>1,931</b>	<b>64.5</b>
2.	Trent Green	88	1,720	2,777	61.9
3.	Joe Montana	25	480	791	60.7
4.	Elvis Grbac	49	897	1,548	57.9
5.	Steve DeBerg	57	934	1,616	57.8

## SMART DECISION MAKER

Smith's seven interceptions on 470 pass attempts gave him a 1.49 interception percentage in 2015, ranking as the fifth-best single-season mark in franchise history.

### CHIEFS RECORD BOOK, LOWEST INT. PERCENTAGE, SEASON

1.	0.41	Damon Huard (244-1)	2006
2.	0.90	Steve DeBerg (444-4)	1990
3.	<b>1.29</b>	<b>Alex Smith (464-6)</b>	<b>2014</b>
4.	<b>1.37</b>	<b>Alex Smith (508-7)</b>	<b>2013</b>
5.	<b>1.49</b>	<b>Alex Smith (470-7)</b>	<b>2015</b>

Smith's 1.45 Int. % from 2013-16 ranks third in the NFL for passers with over 1,000 regular-season attempts in that span.

### NFL LEADERS, INT PERCENTAGE 2013-16

Rk.	Player	Team	Att.	INT	INT Pct
1.	Tom Brady	Patriots	2,266	29	1.28
2.	Aaron Rodgers	Packers	1,992	26	1.31
3.	<b>Alex Smith</b>	<b>Chiefs</b>	<b>1,931</b>	<b>28</b>	<b>1.45</b>
4.	Sam Bradford	Vikings	1,346	23	1.71
5.	Derek Carr	Raiders	1,732	31	1.79

## THROUGH THE AIR

Smith's 328 completions in 2016 marked a single-season career-high, passing his old mark of 308 set in the 2013 season. The team record for most completions in a single season is 369, set by Trent Green in 2004.

### ALEX SMITH, MOST COMPLETIONS, SINGLE SEASON

1.	<b>328</b>	<b>2016</b>
2.	308	2013
3.	307	2015
4.	303	2014
5.	273	2011

## SMITH'S BIG GAME

In the Chiefs 26-10 victory over the Oakland Raiders in Week 6 of 2016, Alex Smith went 19-of-22 for 224 yards. His 86.4 completion percentage was the highest for a single game in team history (minimum 20 attempts), and it breaks his previous mark set in 2014 versus the St. Louis Rams.

Rk.	Player	Date	Opponent	Comp.	Att.	Pct.
1.	<b>Alex Smith</b>	<b>10/16/16</b>	<b>Raiders</b>	<b>19</b>	<b>22</b>	<b>86.4</b>
2.	<b>Alex Smith</b>	<b>10/26/14</b>	<b>Rams</b>	<b>26</b>	<b>29</b>	<b>86.2</b>
3.	<b>Alex Smith</b>	<b>12/15/13</b>	<b>Raiders</b>	<b>17</b>	<b>20</b>	<b>85.0</b>
4t.	<b>Alex Smith</b>	<b>12/04/16</b>	<b>Falcons</b>	<b>21</b>	<b>25</b>	<b>84.0</b>
	<b>Alex Smith</b>	<b>12/20/15</b>	<b>Ravens</b>	<b>21</b>	<b>25</b>	<b>84.0</b>



## BY THE NUMBERS - ALEX SMITH VS. THE NFL

Chiefs quarterback Alex Smith is in his 13th NFL season. Statistically, his best games have come against AFC East and NFC West opponents. History shows he has played particularly well against the Oakland Raiders, recording a 105.9 rating in 10 games against the club with 19 touchdowns and only four interceptions. Below is a breakdown of how Smith has fared against his opponents.

AFC West								
Team	G	Att.	Comp.	Yds.	TD	Int.	Pct.	Rtg.
Broncos	9	320	189	1984	10	6	59.1	79.6
Chargers	8	250	174	1965	11	6	69.6	97.5
Chiefs	2	67	36	324	1	3	53.7	53.3
Raiders	10	263	166	2113	19	4	63.1	105.9
<b>Total</b>	<b>29</b>	<b>900</b>	<b>565</b>	<b>6386</b>	<b>41</b>	<b>19</b>	<b>62.8</b>	<b>90.6</b>

AFC East								
Team	G	Att.	Comp.	Yds.	TD	Int.	Pct.	Rtg.
Bills	4	112	73	859	5	0	65.2	103.2
Dolphins	1	25	19	186	3	0	76.0	136.0
Jets	3	85	58	579	3	0	68.2	99.1
Patriots	1	26	20	248	3	0	76.9	144.4
<b>Total</b>	<b>9</b>	<b>258</b>	<b>170</b>	<b>1872</b>	<b>14</b>	<b>0</b>	<b>65.9</b>	<b>105.3</b>

AFC North								
Team	G	Att.	Comp.	Yds.	TD	Int.	Pct.	Rtg.
Bengals	2	75	51	587	0	0	68.0	91.4
Browns	3	82	54	527	5	1	65.9	99.0
Ravens	2	49	36	311	1	1	73.5	88.1
Steelers	5	193	117	1,245	5	2	60.6	84.0
<b>Total</b>	<b>12</b>	<b>399</b>	<b>258</b>	<b>2,670</b>	<b>11</b>	<b>4</b>	<b>64.7</b>	<b>89.1</b>

AFC South								
Team	G	Att.	Comp.	Yds.	TD	Int.	Pct.	Rtg.
Colts	4	102	53	552	2	6	51.9	50.1
Jaguars	3	99	56	528	4	1	56.6	80.7
Texans	5	155	96	1034	7	3	61.9	88.5
Titans	4	147	83	896	3	8	56.5	58.8
<b>Total</b>	<b>16</b>	<b>503</b>	<b>288</b>	<b>3010</b>	<b>16</b>	<b>18</b>	<b>57.3</b>	<b>70.4</b>

AFC	G	Att.	Comp.	Yds.	TD	Int.	Pct.	Rtg.
<b>Total</b>	<b>66</b>	<b>2,050</b>	<b>1,281</b>	<b>13,938</b>	<b>82</b>	<b>41</b>	<b>62.5</b>	<b>87.5</b>

NFC East								
Team	G	Att.	Comp.	Yds.	TD	Int.	Pct.	Rtg.
Cowboys	2	60	37	402	4	1	61.7	96.7
Eagles	6	191	115	1343	7	5	60.2	82.9
Giants	3	101	62	730	4	6	61.4	71.8
Redskins	3	60	39	429	3	1	65.0	95.8
<b>Total</b>	<b>14</b>	<b>412</b>	<b>253</b>	<b>2904</b>	<b>18</b>	<b>13</b>	<b>61.4</b>	<b>84.0</b>

NFC North								
Team	G	Att.	Comp.	Yds.	TD	Int.	Pct.	Rtg.
Bears	3	78	46	434	2	3	59.0	66.9
Lions	5	140	89	862	6	1	63.6	92.0
Packers	4	128	72	929	7	4	56.3	84.4
Vikings	3	93	59	591	2	2	63.5	79.6
<b>Total</b>	<b>15</b>	<b>439</b>	<b>266</b>	<b>2816</b>	<b>17</b>	<b>10</b>	<b>60.5</b>	<b>82.7</b>

NFC South								
Team	G	Att.	Comp.	Yds.	TD	Int.	Pct.	Rtg.
Buccaneers	2	50	35	431	4	1	70.0	114.7
Falcons	3	95	59	607	2	5	62.1	65.4
Panthers	2	57	34	307	1	1	59.6	72.7
Saints	4	127	76	850	5	5	59.8	76.6
<b>Total</b>	<b>11</b>	<b>329</b>	<b>204</b>	<b>2195</b>	<b>12</b>	<b>12</b>	<b>62.0</b>	<b>78.6</b>

NFC West								
Team	G	Att.	Comp.	Yds.	TD	Int.	Pct.	Rtg.
49ers	1	31	17	175	2	1	54.8	79.4
Cardinals	12	332	195	2216	11	8	58.7	79.8
Rams	10	212	142	1765	7	2	66.9	99.6
Seahawks	12	303	178	1857	9	4	58.7	80.9
<b>Total</b>	<b>35</b>	<b>878</b>	<b>532</b>	<b>5993</b>	<b>28</b>	<b>15</b>	<b>60.6</b>	<b>84.5</b>

NFC	G	Att.	Comp.	Yds.	TD	Int.	Pct.	Rtg.
<b>Total</b>	<b>75</b>	<b>2,058</b>	<b>1,452</b>	<b>13,908</b>	<b>75</b>	<b>50</b>	<b>70.6</b>	<b>91.1</b>

## 2016 DEFENSIVE NOTES

### PETERS TAKES IT AWAY

Chiefs CB Marcus Peters ranked first in the NFL in interceptions through the 2015-16 seasons, owning 14 total interceptions in 31 regular-season games.

#### NFL, 2015-16 NFL Interception Leaders

Rk.	Player	G	INT.	Yards	Avg.	Long	TD
1.	Marcus Peters	31	14	343	24.5	90t	2
2.	Reggie Nelson	32	13	189	14.5	40	0
3.	Kurt Coleman	30	11	146	13.3	37	2
4.	D. Rodgers-Cromartie	30	9	100	11.1	58	1

### PETERS CONTINUES TO SHINE

Coming off of a rookie campaign which garnered Defensive Rookie of the Year honors in 2015, Chiefs CB Marcus Peters picked up right where he left off in 2016. The second-year corner ranked tied-second in the league with six interceptions through Week 17 of the 2016 season.

Rk.	Player	Team	G	Int.	Int. Yards	Avg.
1.	Casey Hayward	SD	16	7	102	14.6
2t.	Marcus Peters	KC	15	6	63	10.5
	Quintin Demps	HOU	13	6	54	9.0
	D. Rodgers-Cromartie	NYG	15	6	28	4.7



### PETERS NO FLY ZONE - PASSES DEFENSED

CB Marcus Peters, now in his third year with the Chiefs, ranked among the NFL's best in defending the pass in 2016. Peters ranked first in the league in passes defended with 46 through the 2015-16 seasons.

#### NFL Statistics, 2015-16 NFL Passes Defended Leaders

Rk.	Player	G	PD	Int	TD
1.	Marcus Peters	31	46	14	2
2.	David Amerson	31	42	6	1
3.	Brent Grimes	31	38	8	1
4.	Josh Norman	32	37	7	2

### GET YOUR HANDS DIRTY

Getting after the opposing quarterback has been a point of pride for the Kansas City Chiefs. In fact, 13 different players recorded at least a partial sack in 2015. The Chiefs totaled 47.0 team sacks in 2015. The Chiefs had 28.0 sacks in 2016 by 11 different players.

Dee Ford (10.0)	Derrick Johnson (1.0)
Justin Houston (4.0)	Daniel Sorensen (1.0)
Tamba Hali (3.5)	Frank Zombo (1.0)
Chris Jones (2.0)	Kendall Reyes (1.0)
Dontari Poe (1.5)	Rakeem Nunez-Roches (0.5)
Jaye Howard (1.0)	Team Sack (1.0)



### 2016 RED ZONE TAKEAWAYS

The Chiefs defense led the NFL in red zone takeaway percentage. In 53 red zone opportunities, Kansas City forced eight turnovers in 2016.

Rk.	Team	Drives	Takeaways	%RZ Takeaways
1.	KC	53	8	15.1
2.	BAL	47	5	10.6
3.	SD	66	6	9.1
4t.	BUF	57	5	8.8
	PIT	57	5	8.8

### 2016 POINTS OFF TURNOVERS

In 2016, the Chiefs scored 105 of their 389 total points (27.0%) off turnovers, which ranked third in the league.

#### 2016 NFL Team Leaders, Takeaway Points

Rk.	Team	Takeaways	Takeaway Points	Total Points	% of Points off Takaway
1.	DEN	27	117	333	35.1
2.	ARI	28	108	418	25.8
3.	KC	33	105	389	27.0
4.	CAR	27	95	369	25.7
5.	NE	23	93	441	21.1

### CHIEFS TAKEAWAYS UNDER REID

Dating back to 2013, when Chiefs Head Coach Andy Reid arrived in Kansas City, the Chiefs defense ranks first in the AFC and third in the NFL when it comes to forcing opponent turnovers, tallying 112 total takeaways.

Rk.	Team	G	Takeaways
1.	CAR	64	122
2.	ARI	64	116
3.	KC	64	112
4.	PHI	64	111
5t.	TB	64	108
	NYG	64	108

### INTS SINCE 2013

The Chiefs rank third in the AFC and fifth in the NFL with 67 interceptions since 2013.

Rk.	INTs	Team
1.	78	Cincinnati Bengals
2.	75	Carolina Panthers
3t.	71	Arizona Cardinals
	71	Buffalo Bills
5.	67	Kansas City Chiefs

### FEWEST YARDS PER PASS ATTEMPT ALLOWED

In the past four seasons, the Chiefs have allowed just under seven yards per pass attempt. They rank fifth in the NFL and fourth in the AFC.

Rk.	YPA	Team
1.	6.29	Denver Broncos
2.	6.45	Cincinnati Bengals
3.	6.50	Seattle Seahawks
4.	6.68	Houston Texans
5.	6.78	Kansas City Chiefs

### PASSES DEFENSED

Since 2013, the club ranks first in the NFL for most passes defended with 369 passes defended.

Rk.	Team	PD
1.	Kansas City Chiefs	369
2.	Cincinnati Bengals	364
3.	Denver Broncos	355



## 2016 DEFENSIVE NOTES

### SACKS SINCE 2013

Since 2013, Defensive Coordinator Bob Sutton's unit ranks fourth in the AFC and tied-fifth in the NFL for most sacks with 168.0 QB takedowns.

Rk.	Team	Sacks
1.	Carolina Panthers	191.0
2.	Denver Broncos	176.0
3t.	Buffalo Bills	171.0
	New England Patriots	171.0
5t.	<b>Kansas City Chiefs</b>	<b>168.0</b>
	Green Bay Packers	168.0

### POINTS PER GAME ALLOWED

Dating back to 2013, Kansas City's defense ranks second in the NFL in allowing opposing teams to score just 18.5 points per game.

Rk.	Team	PPG
1.	Seattle Seahawks	16.5
2.	<b>Kansas City Chiefs</b>	<b>18.5</b>
3.	New England Patriots	19.0
4.	Cincinnati Bengals	19.4
5.	Arizona Cardinals	20.3



### OPPONENT COMPLETION PERCENTAGE

Dating back to 2013, Kansas City's pass defense is allowing opposing quarterbacks to complete just 57.7 percent of passes, ranking first in the NFL.

Rk.	Comp. %	Team
1.	<b>57.7</b>	<b>Kansas City Chiefs</b>
2.	58.2	Buffalo Bills
3.	59.1	Denver Broncos
4.	59.5	Houston Texans
5.	59.7	New England Patriots

### OPPONENT PASSER RATING

Since 2013, the Chiefs are holding opposing teams to an 80.0 passer rating, placing them fourth in the AFC and fifth in the NFL.

Rk.	Passer Rtg	Team
1.	76.7	Seattle Seahawks
2.	77.9	Cincinnati Bengals
3.	79.1	Denver Broncos
4.	79.6	Buffalo Bills
5.	<b>80.0</b>	<b>Kansas City Chiefs</b>



### JOHNSON MOVES UP CAREER TACKLE CHART

In the Chiefs Monday Night Football game at Green Bay on Sept. 28, 2015, LB Derrick Johnson recorded eight solo tackles and became the first player in franchise history to record 1,000 career tackles. Johnson now owns 1,191 career stops, which places him atop the franchise's history book in the tackle category, passing Chiefs Hall of Fame LB Gary Spani's former record of 999 tackles. In 2011, Johnson set a Chiefs single-season record with 179 tackles (131 solo). In 2010, 2011, 2012, 2013, 2015 and 2016, Johnson led the team in total tackles.

### CHIEFS RECORD BOOK, TACKLES, CAREER

Rk.	Player	Tackles
1.	<b>Derrick Johnson</b>	<b>1,191</b>
2.	Gary Spani	999
3.	Art Still	992
4.	Deron Cherry	927
5.	Donnie Edwards	883

### JOHNSON'S 100 TACKLE SEASONS

Year	Tackles	Solo	Assists	Team Rank
2005	110	87	23	Third
2007	107	91	16	Third
2010	147	107	40	First
2011	179	131	48	First
2012	125	110	15	First
2013	107	95	12	First
2015	116	95	21	First
2016	90	70	20	First

### RUSHING TOUCHDOWNS ALLOWED

In the past four seasons, the Chiefs have allowed a league-low 30 rushing touchdowns.

Rk.	Team	Rushing TDs Allowed
1.	<b>Kansas City Chiefs</b>	<b>30</b>
2.	New England Patriots	31
3.	New York Jets	34
4.	Baltimore Ravens	35
5.	Seattle Seahawks	38

## SACK CITY

Chiefs linebackers Tamba Hali and Justin Houston take pride in their abilities in getting after the opposing team's quarterback. The two have combined for 149.5 total sacks. Hali passed Neil Smith for second in team history in that category. Below is a breakdown of how each player has fared against each opponent and opposing QBs.



### Hali Sacks by QB

Quarterback	Sacks
Philip Rivers	13.5
Kyle Orton	6.0
Alex Smith	4.5
Ryan Fitzpatrick	4.5
Aaron Rodgers	4.0
Jason Campbell	3.5
Joe Flacco	3.0
Eli Manning	3.0
Peyton Manning	3.0
Terrelle Pryor	2.5
Case Keenum	2.5
Robert Griffin III	2.0
Kelly Holcomb	2.0
Donovan McNabb	2.0
Brandon Weeden	2.0
Tom Brady	2.0
Landry Jones	2.0
Brett Favre	1.5
Jake Plummer	1.5
Andrew Luck	1.5
Kyle Boller	1.0
Todd Bouman	1.0
Derek Carr	1.0
Kellen Clemens	1.0
Kerry Collins	1.0
Daunte Culpepper	1.0
Andy Dalton	1.0
Josh Freeman	1.0
David Garrard	1.0
Caleb Hanie	1.0
Matt Leinart	1.0
Brandon Marshall	1.0
Mark Sanchez	1.0
Trevor Siemian	1.0
Michael Vick	1.0
Andrew Walter	1.0
Ryan Tannehill	1.0
Russell Wilson	1.0
Tyrod Taylor	1.0
Brock Osweiler	1.0
Trevor Siemian	1.0
Matt Ryan	1.0
Carson Palmer	0.5
JaMarcus Russell	0.5
Vince Young	0.5
Matthew Stafford	0.5

### Hali Sacks By Team

Team	Sacks
San Diego	13.5
Denver	10.5
Oakland	9.5
Buffalo	4.5
Green Bay	4.5
San Francisco	4.5
Minnesota	4.0
Baltimore	3.0
Indianapolis	3.5
N.Y. Giants	3.0
N.Y. Jets	3.0
Washington	3.0
Houston	3.5
Tennessee	2.5
Cleveland	2.0
Jacksonville	2.0
New England	2.0
Pittsburgh	2.0
Cincinnati	1.5
Atlanta	1.0
Arizona	1.0
Chicago	1.0
Philadelphia	1.0
Tampa Bay	1.0
Miami	1.0
Seattle	1.0
Detroit	0.5



### Houston Sacks by QB

Quarterback	Sacks
Michael Vick	6.5
Peyton Manning	5.0
Philip Rivers	5.0
Drew Brees	3.0
Caleb Hanie	3.0
Blaine Gabbert	3.0
Austin Davis	3.0
Trevor Siemian	3.0
Derek Carr	2.0
Joe Flacco	2.0
Jake Locker	2.0
Drew Stanton	2.0
Ben Roethlisberger	2.0
Matt Ryan	2.0
Tim Tebow	1.5
Matthew Stafford	1.5
Mark Sanchez	1.0
Cam Newton	1.0
Ryan Fitzpatrick	1.0
Terrelle Pryor	1.0
Jason Campbell	1.0
Ryan Tannehill	1.0
Tom Brady	1.0
Jimmy Garoppolo	1.0
Colin Kaepernick	1.0
Brian Hoyer	1.0
Teddy Bridgewater	1.0
Brock Osweiler	2.0
Case Keenum	0.5

### Houston Sacks by Team

Team	Sacks
Denver	11.5
San Diego	5.0
Philadelphia	4.5
Oakland	3.0
Tennessee	3.0
Chicago	3.0
New Orleans	3.0
Jacksonville	3.0
St. Louis	3.0
N.Y. Jets	3.0
Baltimore	2.0
New England	2.0
Arizona	2.0
Pittsburgh	2.0
Atlanta	2.0
Houston	1.5
Detroit	1.5
Carolina	1.0
Cleveland	1.0
Miami	1.0
San Francisco	1.0
Minnesota	1.0

### HOUSTON WE HAVE A PROBLEM

LB Justin Houston owns seven 3.0-plus sack games in his career. Houston has recorded 60.0 sacks in 75 career games played, averaging over a half sack per game (0.80).

Date	Opponent	Opposing QB	Result	Total
12/4/11	@ Chicago	Caleb Hanie	W, 10-3	3.0 (-15.0 yds)
9/23/12	@ New Orleans	Drew Brees	W, 27-24 OT	3.0 (-25.0 yds)
9/8/13	@ Jacksonville	Blaine Gabbert	W, 28-2	3.0 (-27.0 yds.)
9/19/13	@ Philadelphia	Michael Vick	W, 26-16	4.5 (-28.0 yds.)
10/26/14	vs. St. Louis	Austin Davis	W 34-7	3.0 (-17.0 yds.)
12/28/14	vs. San Diego	Philip Rivers	W 19-7	4.0 (-21.0 yds.)
11/28/16	@ Denver	Trevor Siemian	W, 30-27 OT	3.0 (-17.0 yds)



## 2016 DEFENSIVE NOTES

### JUSTIN HOUSTON BY THE NUMBERS

LB Justin Houston has 17 career multi-sack games, including a career-high six such performances in 2014. He has 10 multi-sack games in his past three seasons.

#### CHIEFS RECORD BOOK MOST MULTI-SACK GAMES, CAREER

1.	27	Derrick Thomas	1989-99
2.	20	Tamba Hali	2006-16
3.	19	Neil Smith	1988-96
4.	17	Justin Houston	2011-16
5.	13	Jared Allen	2004-07

Since 2011 (Houston's first NFL season), he trails only Houston's J.J. Watt, Denver's Von Miller and Miami's Cameron Wake for most QB takedowns.

#### NFL LEADERS SACKS, SINCE 2011 (HOUSTON'S FIRST NFL SEASON)

1.	76.0	J.J. Watt	Houston
2.	73.5	Von Miller	Denver
3.	62.0	Cameron Wake	Miami
4.	60.0	Justin Houston	Kansas City
5.	58.5	Ryan Kerrigan	Washington

### HOUSTON IN NFL RECORD BOOK

Justin Houston's franchise record 22.0 sacks in 2014 was just 0.5 sack shy of Michael Strahan's NFL record 22.5 set in 2001. Houston's 22.0 sacks tie him with four other players, including Pro Football Hall of Famers Reggie White and Chris Doleman.

Rk.	Player	Year	Sacks
1.	Michael Strahan*	2001	22.5
2t.	Justin Houston	2014	22.0
	Jared Allen	2011	22.0
	Chris Doleman*	1989	22.0
	Reggie White*	1987	22.0
	Mark Gastineau	1984	22.0

\*Pro Football Hall of Famer

### WHERE HE RANKS IN CHIEFS HISTORY

In 2014, Justin Houston broke the Chiefs franchise record for sacks in a single season with 22.0. Houston's 22.0 sacks were two more than Pro Football Hall of Famer Derrick Thomas' 20.0 more than two decades prior in 1990.

Rk.	Player	Year	Sacks
1.	Justin Houston	2014	22.0
2.	Derrick Thomas*	1990	20.0
3.	Jared Allen	2007	15.5
4.	Neil Smith	1993	15.0
5t.	Tamba Hali	2010	14.5
	Neil Smith	1992	14.5
	Art Still	1984	14.5
	Derrick Thomas*	1992	14.5

\*Pro Football Hall of Famer



### CHIEFS DEFENSE NO STRANGER TO END ZONE

In 2016, KC's defense found the end zone four times. The Chiefs found the end zone six times on defense in 2015. In 2014, the Chiefs had one returned TD on defense. In 2013, the Chiefs defense found the end zone six times. Below is a look at Kansas City's most recent defensive touchdowns.

Kansas City is 104-26-1 (.798) in games with a defensive touchdown.

#### Most Recent Defensive Scores

Date	Opponent	Defensive Score	Result
12/4/16	@ ATL	S Eric Berry 37-yd INT return	W, 29-28
11/13/16	@ CAR	S Eric Berry 42-yd INT return	W, 20-17
10/23/16	NO	S Daniel Sorensen 48-yd INT return	W, 27-21
9/25/16	NYJ	LB Derrick Johnson 55-yd INT return	W, 24-3
12/20/15	@ Bal	CB Marcus Peters 90-yd INT return	W, 34-14
12/20/15	@ Bal	S Tyvon Branch 73-yd fumble return	W, 34-14
12/6/15	@ Oak	S Tyvon Branch 38-yd INT return	W, 34-20
11/22/15	SD	LB Justin Houston 17-yd INT return	W, 33-3
10/11/15	CHI	LB Ramik Wilson FR in endzone	L, 18-17
9/17/15	DEN	CB Marcus Peters 55-yd INT return	L, 31-24
9/29/14	NE	S Husain Abdullah 39-yd INT return	W, 41-14
12/15/13	@ Oak	S Eric Berry 47-yard INT return	W, 56-31
11/3/13	@ Buf	LB Tamba Hali 11-yard fumble return	W, 23-13
11/3/13	@ Buf	CB Sean Smith 100-yd INT return	W, 23-13
10/13/13	OAK	S Husain Abdullah 44-yd INT return	W, 24-7
9/19/13	@ Phi	S Eric Berry 38-yd INT return	W, 26-16
9/8/13	@ Jax	LB Tamba Hali 10-yd INT return	W, 28-2
9/23/12	@ NO	LB Justin Houston safety (Drew Brees)	W, 27-24OT
10/23/11	@ Oak	CB Brandon Flowers 58-yd INT return	W, 28-0
10/23/11	@ Oak	S Kendrick Lewis 59-yd INT return	W, 28-0
12/26/10	TEN	S Eric Berry 54-yd INT return	W, 34-14
10/24/10	JAX	LB Derrick Johnson 15-yd INT return	W, 42-20
9/19/10	@ Cle	CB Brandon Flowers 33-yd INT return	W, 16-14
1/3/10	@ Den	LB Derrick Johnson 60-yd INT return	W, 44-24
1/3/10	@ Den	LB Derrick Johnson 45-yd INT return	W, 44-24
10/18/09	@ Was	LB Tamba Hali safety (Todd Collins)	W, 14-6

### HALI'S SACK STATS

LB Tamba Hali has 89.5 sacks (-591.5 yards) for his career to rank second in franchise history. He owns 20 career multi-sack games.

#### CHIEFS RECORD BOOK: MOST SACKS, CAREER

Rk.	Sacks	Player	Years
1.	126.5	Derrick Thomas	1989-99
2.	89.5	Tamba Hali	2006-16
3.	85.5	Neil Smith	1988-96
4.	73.0	Art Still	1978-87
5.	60.0	Justin Houston	2011-16



## CHIEFS DEFENSIVE /SPECIAL TEAMS NOTES



### CHIEFS EXCEL WHEN SACKING THE QB

The Chiefs and Defensive Coordinator Bob Sutton have placed an emphasis on putting pressure on opposing quarterbacks. The Chiefs have recorded 6.0 or more team sacks 58 times in team history. In those 58 games, Kansas City has a 52-5-1 (.905) record and has outscored its opponents 1,702-699.

#### Record When Recording 6.0 or More Team Sacks

Date	Opponent	Sacks	Yds	Result
12/4/1960	Houston	7.0	54	W, 24-0
12/18/1960	Buffalo	6.0	37	W, 24-7
9/23/1962	@ Oakland	6.0	67	W, 26-16
12/8/1963	Denver	6.0	47	W, 52-21
12/14/1963	Boston	6.0	54	W, 35-3
11/8/1964	Oakland	7.0	65	W, 42-7
10/31/1965	Oakland	6.0	62	W, 14-7
10/8/1967	Miami	7.0	77	W, 41-0
9/28/1968	@ Miami	6.0	55	W, 48-3
11/10/1968	@ Cincinnati	6.0	35	W, 16-9
12/8/1968	@ San Diego	6.0	61	W, 40-3
12/14/1968	@ Denver	7.0	78	W, 30-7
10/26/1969	Cincinnati	6.0	23	W, 42-22
11/2/1969	@ Buffalo	9.0	93	W, 29-7
9/28/1970	@ Baltimore	7.0	73	W, 44-24
12/6/1970	Denver	6.0	45	W, 16-0
10/1/1972	@ Denver	8.0	63	W, 45-24
11/12/1973	Chicago	6.0	64	W, 19-7
12/2/1973	Cleveland	7.0	50	T, 20-20
9/23/1979	Oakland	7.0	55	W, 35-7
10/5/1980	@ Oakland	6.0	54	W, 31-17
11/13/1983	Cincinnati	7.0	49	W, 20-15
11/27/1983	@ Seattle	6.0	40	L, 48-51 (OT)
9/30/1984	Cleveland	11.0	78	W, 10-6
12/8/1985	Atlanta	7.0	53	W, 38-10
9/21/1986	Houston	7.0	42	W, 27-13
9/23/1990	@ Green Bay	6.0	35	W, 17-3
10/7/1990	@ Indianapolis	7.0	62	L, 19-23
11/11/1990	Seattle	9.0	70	L, 16-17
12/2/1990	@ New England	6.0	44	W, 37-7
10/7/1991	Buffalo	6.0	43	W, 33-6
11/17/1991	Denver	6.0	47	L, 20-24
10/11/1992	Philadelphia	6.0	39	W, 24-17
11/8/1992	San Diego	6.0	56	W, 16-14
12/27/1992	Denver	6.0	56	W, 42-20
10/3/1993	LA Raiders	6.0	46	W, 24-9
10/17/1994	@ Denver	6.0	30	W, 31-28
10/1/1995	@ Arizona	7.0	68	W, 24-3
9/15/1996	@ Seattle	7.0	18	W, 35-17
11/16/1997	Denver	6.0	38	W, 24-22
12/7/1997	Oakland	6.0	45	W, 30-0
12/14/1997	@ San Diego	7.0	34	W 29-7
9/6/1998	Oakland	10.0	58	W, 28-8
12/26/1998	@ Oakland	6.0	44	W, 31-24
9/17/2000	San Diego	6.0	31	W, 42-10
11/26/2000	@ San Diego	6.0	28	L, 16-17
12/10/2000	Carolina	6.0	18	W, 15-14
12/8/2002	St. Louis	7.0	49	W, 49-10
12/4/2011	Chicago	7.0	45	W, 10-3
9/8/2013	@ Jacksonville	6.0	50	W, 28-2
9/19/2013	@ Philadelphia	6.0	34	W, 26-16
10/13/2013	Oakland	9.0	63	W, 24-7
12/8/2013	@ Washington	6.0	31	W, 45-10
10/26/2014	St. Louis	7.0	44	W, 34-7
12/28/2014	San Diego	7.0	42	W, 19-7
11/1/2015	Detroit	6.0	32	W, 45-10
1/3/2016	Oakland	6.0	37	W, 23-17
10/30/2016	@ Indianapolis	6.0	38	W, 30-14

### KICK RETURN RECORD

The NFL record for highest kickoff return average in a single season was previously 29.4, set by the 1972 Chicago Bears. The Chiefs took over the top mark in NFL history in 2013 averaging 29.9 yards per return.

#### NFL RECORD BOOK - KICKOFF RETURN AVERAGE, SEASON

Rk.	Team	Avg.	Year
1.	Kansas City	29.9	2013
2.	Chicago	29.4	1972
3.	Pittsburgh	28.9	1952
4t.	Baltimore	28.3	2014
	Minnesota	28.3	2015

### SANTOS GOES LONG

K Cairo Santos owns seven career field goals of 50 or more yards, the fourth-best mark in franchise history. He needs three more 50+ yard field goals to pass K Ryan Succop for third place in franchise history.

#### Chiefs Record Book, Most Field Goals, 50 or More Yards, Career

Rk.	Kicker	50+ Yard FGs	Years
1.	Nick Lowery	20	1980-93
2.	Jan Stenerud	12	1967-79
3.	Ryan Succop	9	2009-13
4.	Cairo Santos	7	2014-16
5.	Lawrence Tynes	6	2004-06

### COLQUITT PINS OPPONENTS

Chiefs P Dustin Colquitt finished tied for first in the NFL for most punts inside the 20-yard line with 35 in 2013. Colquitt set a personal single-season career high, a team record and was one punt shy of tying an NFL record for most punts inside the 20 with 45 in 2012. In 2014, 30 of his 66 punts landed inside the 20. He had 37 in 2015. In 2016, he landed 37 inside the 20.

He is the Chiefs all-time leader in punts inside the 20 with 391, which is over three times as many as the next closest player in team history.

#### NFL RECORD BOOK: PUNTS INSIDE 20, SINGLE SEASON

Rank	Inside 20	Player	Year
1.	51	Johnny Hekker	2016
2.	46	Dave Zastudil (ARI)	2012
3.	45	Dustin Colquitt (KC)	2012
4t.	42	Ben Graham (ARI)	2009

#### CHIEFS RECORD BOOK: PUNTS INSIDE 20, CAREER

Rank	Inside 20	Player	Years
1.	391	Dustin Colquitt	2005-16
2.	117	Louie Aguiar	1994-98
3.	62	Bryan Barker	1990-93
4.	58	Jim Arnold	1983-85
5.	54	Kelly Goodburn	1987-90





## SPECIAL TEAMS/MISC. NOTES

### QUALITY SPECIAL TEAMS PLAY

Over the past four seasons (2013-16) under Special Teams Coordinator Dave Toub, the Chiefs special teams units have performed consistently. In fact, over the four-year span, the club leads the league in kick return average and punt return average. Additionally, the Chiefs have a combined eight return touchdowns, which ranks tied-second in the league.

Rk.	Team	KR	Yds.	Avg.	TDs
1.	Kansas City	170	4,480	26.4	5
2.	Baltimore	144	3,733	25.9	2
3.	Minnesota	195	4,911	25.2	4
4.	Indianapolis	156	3,927	25.2	1
5.	Cincinnati	157	3,924	25.0	1

Rk.	Team	PR	Yds.	Avg.	TDs
1.	Kansas City	194	2,247	11.6	4
2.	Philadelphia	125	1,391	11.1	4
3.	Minnesota	117	1,297	11.1	5
4.	Baltimore	147	1,597	10.9	2
5.	Atlanta	99	1,017	10.3	0

Rk.	Team	PR TDs	KR TDs	Tot TDs
1t.	Kansas City	5	4	9
	Minnesota	4	5	9
3.	Philadelphia	4	4	8
4t.	Baltimore	2	2	4
	Detroit	3	1	4
	Los Angeles	4	0	4

### COLQUITT INSIDE THE 20

Dating back to 2005, Chiefs P Dustin Colquitt leads all NFL punters in pinning opponents inside the 20. His current mark of 391 stands as a Chiefs franchise record.

Rk.	Player	TM	Punts	Avg	In. 20	Net Avg.
1.	Dustin Colquitt	KC	966	44.8	391	39.6
2.	Donnie Jones	Phi	1,017	45.7	337	39.6
3.	Shane Lechler	Hou	992	48.0	323	39.9
4.	Andy Lee	Car	951	46.8	318	40.0
5.	Sam Koch	Bal	862	45.2	317	39.4



### THE DOCTOR IS IN THE HOUSE

To some, playing in the National Football League is the second-most impressive accomplishment on Laurent Duvernay-Tardif's resume.

Duvernay-Tardif, a practicing medical student, was finishing his third year of med school at McGill University in Montreal at the time of the 2014 NFL Draft. With hopes of being selected on the second night, Duvernay-Tardif was unable to follow along live. Not that he didn't want to, he was just preoccupied in the ER assisting an emergency C-section for a premature newborn.

Though he wasn't selected on that second night, the Chiefs eventually used the 200th overall pick to acquire Duvernay-Tardif in the sixth round.

While spending much of his rookie season learning from the sidelines, Duvernay-Tardif appeared in 16 games while starting 13 in 2015 and 14 in 2016. His offseasons are spent back in Montreal at various hospitals on rotations, where patients have begun to recognize the Canadian standout.

While football remains his number one priority right now, Duvernay-Tardif plans to finish medical school next offseason and someday pursue his medical goals of specializing as an Emergency Room doctor.



### COACH REID HITS MILESTONE 300 GAMES

Chiefs Head Coach Andy Reid coached his 300th career game, regular season and postseason combined, on Sunday, Oct. 23, 2016 against the Saints at Arrowhead Stadium. The Chiefs won 27-21. There have been more than 400 head coaches in NFL history and only 14 of them have had the longevity to reach the 300+ mark. Below is the all-time list of NFL head coaches to reach that milestone. Reid has won 184 of his 310 games (tied once) thus far (.594).

#### Head Coaches in NFL to Reach 300+ Games

Bill Belichick  
Tom Coughlin  
Jeff Fisher  
George Halas  
Chuck Knox  
Curly Lambeau  
Tom Landry  
Chuck Noll  
Bill Parcells  
Dan Reeves  
Marty Schottenheimer  
Mike Shanahan  
Don Shula  
**Andy Reid**

Reid is the second active head coach to join this list behind Belichick. Of the 14 head coaches above, six are in the Pro Football Hall of Fame (Halas, Lambeau, Landry, Noll, Parcells and Shula).

## 2017 OFFSEASON NOTES

### BERRY AND HILL HONORED BY CHIEFS

After the season, the club announced safety Eric Berry was named the winner of the club's Derrick Thomas Award and wide receiver/return specialist Tyreek Hill earned the team's Mack Lee Hill Award for the 2016 season.

This marks Berry's third postseason recognition after being awarded the Derrick Thomas Award last season alongside quarterback Alex Smith as well as earning the Mack Lee Hill Award after his rookie season in 2010. Both honors were voted on by all Chiefs players and were officially presented at the 47th annual 101 Awards.

The Derrick Thomas Award serves as the team's vote for most valuable player and the Mack Lee Hill Award is given to the club's top rookie performer.

### CHIEFS S ERIC BERRY SIGNS EXTENSION

The Kansas City Chiefs announced on Feb. 28 that safety Eric Berry signed a long-term contract.

"I'm very happy for Eric and his family. He has put in the hard work and preparation, and is without question one of the backbones of our defense and a team leader. He's a special player and an exceptional human being." - Head Coach Andy Reid.

Berry (6-0, 212) has compiled 429 tackles (361 solo), 28 tackles for loss, 5.5 sacks, 14 quarterback pressures, three forced fumbles, 14 interceptions and five defensive touchdowns in his six seasons with the Chiefs. In five career postseason contests (five starts), Berry has recorded 36 total tackles (28 solo), six passes defended, one forced fumble and two interceptions. The Fairburn, Ga., native originally entered the NFL as the Chiefs first-round pick (fifth overall) in the 2010 NFL Draft.

### CHIEFS SIGN DT BENNIE LOGAN

The Kansas City Chiefs announced on March, 14, that the club signed defensive tackle Bennie Logan.

Logan (6-2, 315) has played in 59 games (51 starts) in four NFL seasons with the Philadelphia Eagles (2013-16). His career numbers include 121 tackles (78 solo), 27 tackles for loss and 14 quarterback pressures. He has 5.5 sacks along with three forced fumbles and two fumble recoveries. Logan was originally drafted in the third round (67th overall) of the 2013 NFL Draft by the Eagles.

### CHIEFS EXTEND THREE KEY PLAYERS

The club extended the contracts of three key contributors from 2016: Guard Laurent Duvernay-Tardif, safety Daniel Sorensen, and long snapper James Winchester.

Duvernay-Tardif (6-5, 321) has played in 30 games (27 starts) in three NFL seasons with the Kansas City Chiefs (2015-16). He originally entered the NFL as a sixth-round draft pick (200th overall) of the Chiefs in the 2014 NFL Draft. The Canadian-born Duvernay-Tardif became just the second player out of McGill to be selected in the NFL Draft.

Sorensen (6-2, 208) has played in 41 games (one start) in three NFL seasons with the Chiefs (2014-16). His career numbers include 70 tackles (61 solo), five tackles for loss, 2.0 sacks (-15.0 yards), two forced fumbles and three fumble recoveries. He owns three career interceptions, all occurring during the 2016 season, including a pick-six against the Saints on Oct. 23. On special teams, Sorensen has recorded 23 tackles (20 solo), finishing among the team's top-five special teams tacklers in all three seasons.

The Riverside, California, native, originally entered the NFL as an undrafted rookie with the Chiefs in May of 2014. He played collegiately at BYU.

Winchester (6-3, 240) is a third-year long snapper with Kansas City in 2017. He originally entered the NFL as a free agent with the Philadelphia Eagles in 2013 and has started the last two years for the Chiefs. He logged his first career fumble recovery at Denver in Week 12 of the 2016 season coming off a Denver muffed punt return.

### COACHING STAFF CHANGES

The club continued to add to the coaching staff by hiring Greg Lewis to serve as the team's wide receivers coach, Mike Kafka as the Offensive Quality Control Coach and Rod Wilson as the Assistant Special Teams coach.

Lewis joins the Chiefs after spending last season as the Philadelphia Eagles Wide Receivers Coach (2016).

Kafka joins the Chiefs coaching staff after six seasons as an NFL quarterback with the Philadelphia Eagles (2010-12), New England Patriots (2013), Jacksonville Jaguars (2013), Tampa Bay Buccaneers (2014), Minnesota Vikings (2015), Tennessee Titans (2015) and Cincinnati Bengals (2015).

Wilson joins the Chiefs coaching staff after his stint as the linebackers coach at Furman University. Prior to coaching at Furman, he spent four years at Charleston Southern as the inside linebackers coach. Wilson transitioned into coaching after a six-year NFL playing career with the Chicago Bears (2005-08 and 2011), Tampa Bay Buccaneers (2008-10) and Jacksonville Jaguars (2010).

Additionally, this offseason, the club promoted Brad Childress to Assistant Head Coach after serving as co-offensive coordinator for the last four seasons. After serving as Co-Offensive Coordinator in 2016, Matt Nagy was named the lone Offensive Coordinator for 2017.

### CHIEFS NAME VEACH GM

Chairman and CEO Clark Hunt and the Kansas City Chiefs announced on July 10 that the club had named Brett Veach the seventh General Manager in franchise history.

"After a comprehensive search process, I am pleased to announce that we have hired Brett Veach to serve as the next General Manager of the Kansas City Chiefs," Chairman and CEO Clark Hunt said. "Brett has a sharp football mind, a tremendous work ethic and a keen eye for finding talent. Over the last four seasons he's played a critical role in building our football team. I look forward to working with him to continue to build on the strong foundation we have in place."

Veach enters his first season as an NFL General Manager and his 11th year in the National Football League. He will report directly to Hunt on all player personnel matters. Prior to being elevated, he previously served as the Chiefs Co-Director of Player Personnel.

Veach is entering his fifth season with the Chiefs after originally joining the club in 2013. He was promoted to Co-Director of Player Personnel prior to the 2015 season after serving two seasons as the club's Pro and College Personnel Analyst (2013-14). He joined the Chiefs after spending six years with the Philadelphia Eagles (2007-12).





## CHIEFS MISCELLANEOUS NOTES

### OWNERSHIP OF 50+ YEARS

The Chiefs are one of only six current NFL franchises that have been owned by the same individual family for over 50 years.

<u>Ownership</u>	<u>Franchise</u>	<u>Years</u>
Halas Family	Chicago Bears	96
Bidwill Family	Arizona Cardinals	85
Rooney Family	Pittsburgh Steelers	84
<b>Hunt Family</b>	<b>Kansas City Chiefs</b>	<b>58</b>
Adams Family	Tennessee Titans	58
Ford Family	Detroit Lions	54



### THE FIRST LADY OF FOOTBALL

Norma Hunt continues to play an integral part of the Chiefs in Kansas City. She owns the distinction of being the only woman known to have attended all 51 Super Bowls and was selected to preside over the coin toss at Super Bowl XLI along with Pro Football Hall of Fame quarterback Dan Marino. She is involved in numerous philanthropic and civic efforts in Kansas City and Texas. Her late husband, Lamar Hunt, was the guiding force behind the formation of the Kansas City Chiefs and the American Football League and was inducted into the Pro Football Hall of Fame in 1972. He, with the help of his family, coined the term "Super Bowl."

Hunt, along with her daughter-in-law Tavia Hunt (wife of Chiefs Chairman & CEO Clark Hunt), participate in the NFL Women's Apparel advertising campaigns. The Hunts have been featured alongside other female NFL leaders such as Charlotte Jones Anderson (Dallas Cowboys Executive Vice President/Chief Brand Officer and NFL Foundation chair), Suzanne Johnson (wife of New York Jets owner Woody Johnson) and Tanya Snyder (wife of Washington Redskins owner Dan Snyder).



### BY THE NUMBERS

**2**

Super Bowl appearances

**4**

AFL Championship appearances

**9**

Division championships

**456**

Franchise wins including Postseason

**11**

Pro Football Hall of Famers

**47**

Chiefs Hall of Famers

**211**

Number of Chiefs wins vs. AFC West opponents, the most of any other AFC West team in inter-division affairs

**10**

Retired Chiefs numbers

**58**

The club is in its 58th season of existence

**82,893**

Largest crowd (regular season)

**142.2**

Highest decibel level at Arrowhead Stadium

**184**

Games won by Head Coach Andy Reid

**1,191**

Number of tackles by Chiefs LB Derrick Johnson, a franchise high for career tackles

**27,846**

Career Passing Yards by Chiefs QB Alex Smith

**46**

Seasons at Arrowhead Stadium

## CHIEFS ALL-TIME YEAR-BY-YEAR RESULTS

YEAR	PRESEASON	REG. SEASON	PLAYOFFS
1960	6-0	8-6	0-0
1961	4-1	6-8	0-0
1962	2-3	11-3	1-0
1963	3-2	5-7-2	0-0
1964	4-1	7-7	0-0
1965	3-2	7-5-2	0-0
1966	4-0	11-2-1	1-1 (S.B. loss)
1967	4-1	9-5	0-0
1968	4-1	12-2	0-1
1969	6-0	11-3	3-0 (S.B. win)
1970	4-3	7-5-2	0-0
1971	4-1-1	10-3-1	0-1
1972	5-2	8-6	0-0
1973	2-4	7-5-2	0-0
1974	3-3	5-9	0-0
1975	3-3	5-9	0-0
1976	2-4	5-9	0-0
1977	3-3	2-12	0-0
1978	2-2	4-12	0-0
1979	3-1	7-9	0-0
1980	3-1	8-8	0-0
1981	1-3	9-7	0-0
1982	2-1-1	3-6	0-0
1983	2-2	6-10	0-0
1984	1-3	8-8	0-0
1985	3-1	6-10	0-0
1986	2-2	10-6	0-1
1987	4-1	4-11	0-0
1988	2-1-1	4-11-1	0-0
1989	1-3	8-7-1	0-0
1990	1-3	11-5	0-1
1991	2-2	10-6	1-1
1992	1-3	10-6	0-1
1993	3-1	11-5	2-1
1994	2-3	9-7	0-1
1995	3-1	13-3	0-1
1996	3-1	9-7	0-0
1997	1-3	13-3	0-1
1998	2-3	7-9	0-0
1999	2-2	9-7	0-0
2000	0-4	7-9	0-0
2001	2-2	6-10	0-0
2002	3-1	8-8	0-0
2003	3-2	13-3	0-1
2004	1-3	7-9	0-0
2005	0-4	10-6	0-0
2006	2-2	9-7	0-1
2007	0-4	4-12	0-0
2008	2-2	2-14	0-0
2009	0-4	4-12	0-0
2010	1-3	10-6	0-1
2011	0-4	7-9	0-0
2012	1-3	2-14	0-0
2013	2-2	11-5	0-1
2014	1-3	9-7	0-0
2015	4-0	11-5	1-1
2016	2-2	12-4	0-1
2017	2-2	0-0	0-0

## PRO FOOTBALL HALL OF FAME EMMITT THOMAS

Pro Football Hall of Fame Cornerback Emmitt Thomas is in his eighth season as defensive backs coach with the Kansas City Chiefs. Thomas works alongside former NFL Cornerback Al Harris, who joined the Chiefs as a defensive assistant/secondary coach in 2013. Harris was promoted to Secondary/Cornerbacks Coach in 2016.

One of the best defenders in Chiefs history, Thomas finished his career with 58 interceptions – a Chiefs record – as well as five defensive touchdowns in 181 games, all with Kansas City. Thomas holds the Chiefs record for interception return yardage with 938 yards.

Thomas was a member of the Chiefs Super Bowl IV Championship squad and was elected to the Chiefs Hall of Fame in 1986 and the Pro Football Hall of Fame in 2008.



## NFL IMPORTANT DATES

### 2017

Sept. 2 ..... Rosters Cut to 53 Players  
 Sept. 3 ..... Clubs May Establish 10 Practice Squad Players  
 Sept. 7, 10-11 ..... NFL Regular Season Opens  
 Sept. 24 ..... NFL London (Ravens vs. Jaguars)  
 Oct. 1 ..... NFL London (Saints vs. Dolphins)  
 Mid Oct. .... Clubs May Begin Practicing Reserve/PUP Players  
 Oct. 17-18 ..... Fall League Meetings (New York)  
 Oct. 22 ..... NFL London (Cardinals vs. Rams)  
 Oct. 29 ..... NFL London (Vikings vs. Browns)  
 Oct. 31 ..... All Trading Ends for 2017  
 Nov. 14 ..... Signing Period Ends  
 Nov. 19 ..... NFL Mexico (Patriots vs. Raiders)  
 Dec. 13 ..... League Meetings (Irving, Texas)  
 Dec. 31 ..... Final Regular Season Week

### 2018

Jan. 1 ..... Option Exercise Period Begins  
 Jan. 6-7 ..... Wild Card Playoffs  
 Jan. 13-14 ..... Divisional Playoffs  
 Jan. 20 ..... East-West Shrine Game  
 Jan. 21 ..... AFC & NFC Championship Games  
 Jan. 27 ..... Senior Bowl, Ladd Peebles Stadium  
 Jan. 28 ..... NFL Pro Bowl (Orlando)  
 Feb. 4 ..... Super Bowl LII (Minnesota)  
 Feb. 20 ..... First Day to Designate Franchise Player  
 Feb. 27-March 5 ..... NFL Combine  
 March 6 ..... Deadline to Designate Franchise Player  
 March 14 ..... 2018 League Year Begins  
 March 25-28 ..... Annual League Meeting (Orlando)  
 April 16 ..... Clubs May Begin Offseason Workout Program  
 April 26-28 ..... NFL Draft (Site TBD)



## CHIEFS HONOR MEMORY OF COACH ERIC DRISKELL

The Kansas City Chiefs have announced that the Kansas High School Coach of the Year Award has been renamed in memory of Eric Driskell, the reigning award recipient and former head coach at Blue Valley High School.

Driskell passed away from a sudden brain aneurysm in mid-February at the age of 43. The former Blue Valley High School coach was a three-time winner of the award (2011, 2014, 2016), tied with Olathe South's Gene Weir (2000-02) and Driskell's former mentor and Blue Valley coach Steve Rampy (1998, 2003, 2006).

"Earlier this year, the Kansas City community lost an outstanding football coach and a great man," Chiefs Chairman and CEO Clark Hunt said. "While Coach Driskell may be recognized for what he did on the field, his character, leadership and unwavering dedication to his family and his community left a legacy that continues. My family and the entire Chiefs organization are honored to commemorate his life and celebrate his service with the Chiefs Eric Driskell Kansas High School Coach of the Year Award."



"We are honored that the Kansas City Chiefs want to play such an incredible role in keeping Eric's legacy alive in the coaching community," Kari Driskell said, on behalf of the entire Driskell family. "This is something our children can share with their children and grandchildren, that their dad was such an influential coach that the Chiefs renamed an award in his honor, and that their daddy was indeed, a big deal."

In 2016, Driskell led the Tigers to an undefeated regular season, an Eastern Kansas League Championship and the No. 1 seed in the 6A west bracket. Blue Valley advanced to their second-consecutive Class 6A state title game this past postseason, falling to Derby High School, 17-14. It was the fifth time Blue Valley had been to a state championship game since Driskell took over in 2010. Since then, the Tigers have won two Class 5A championships (2010 and 2013).

An alumnus of Blue Valley High School, Driskell honed his skills from 1996-2009 as a coach under former Blue Valley coaching legend and current Pittsburg State Offensive Coordinator, Steve Rampy. In that time as an assistant under Rampy, Driskell was part of a Blue Valley team that won three state titles in six championship appearances. He succeeded Rampy in 2010 and immediately guided the Tigers to a 5A Kansas state title with an 11-2 record. Driskell also played for Rampy and was part of the 1991 Tiger squad that claimed the 5A Kansas Title. In addition to coaching the football team, Driskell served as the head coach of the boys' track and field teams at Blue Valley for 14 years.

Fueled by Gatorade, the Kansas City Chiefs High School Coach of the Week/Coach of the Year program enters its 21st season in 2017. It is a joint initiative of the Kansas City Chiefs and the National Football League, designed to recognize and reward Kansas City area high school coaches on both sides of the state line who are shaping today's youth and tomorrow's leaders, with a focus on coaches who champion philosophies which advance and promote player health and safety. Both the Missouri and Kansas Coach of the Week honorees will earn a player health and safety grant from the Hunt Family Foundation for their school. In addition, Gatorade will supply each coach's winning school with a sideline kit that includes coolers, bottles and Gatorade products.

The first Chiefs Coaches of the Week Fueled by Gatorade will be named on Tuesday, September 5.

## CHIEFS COUNTDOWN TO RED FRIDAY



The Kansas City Chiefs are set to celebrate the 26th annual Red Friday on Sept. 15, leading up to the 2017 regular season home opener against the Philadelphia Eagles on Sunday, Sept. 17.

Since the inception of Red Friday, newspaper, magazine and flag sales have raised over \$1 million for local charities, with an emphasis on assisting youth in need. For the fourth year in a row all net proceeds of Red Friday flag sales will be donated to Ronald McDonald House Charities of Kansas City. Last year alone, the sales of "Chiefs Kingdom" flags resulted in a donation of nearly \$240,000 to Ronald McDonald House Charities of Kansas City, the largest Red Friday donation in the history of the event.

Last year following Red Friday, over \$37,000 was raised through the Hunt Family Foundation 50/50 Raffle at the Chiefs home opener against the San Diego Chargers also benefiting Ronald McDonald House Charities.

Fans can purchase the limited edition Chiefs Kingdom flag at area McDonald's locations for a minimum donation of five dollars.

## CHIEFS EMBRACING NEW HELMET TECHNOLOGY

The Kansas City Chiefs were among the league-leaders when it came to the number of orders placed for the new Vics ZERO1 helmet, according to Chiefs' Director of Equipment, Allen Wright.

The helmet consists of technology that's new to the industry.

The "ZERO1" features a soft outer shell and an underlying layer of columns designed to mitigate collisions from multiple directions.

It's the first helmet that's made of a flexible polymer on the outside that deforms upon impact, much like that of a bumper on a car. It reduces the overall impact to the head, and it's being used by many players around the league and the Chiefs, including Alex Smith, Bennie Logan, Chris Conley and Mitch Morse, among others.

In collaboration with the NFL and the NFLPA, the 2017 helmet laboratory testing performance results chart, which is posted in locker rooms across the NFL, has the ZERO1 ranked as the best helmet on the market to reduce head impact severity.





**CHIEFS FANS SET WORLD RECORD**



On Monday, Sept. 29, 2014, Kansas City defeated the New England Patriots 41-14, and Chiefs fans set a Guinness World Record for Loudest Crowd Roar at a Sports Stadium (Outdoors). Chiefs fans reached a peak decibel reading of 142.2 as Guinness World Records adjudicator Philip Robertson monitored the sound levels. The mark was set early in the contest while the club was on defense. The Arrowhead Stadium record passed the old record of 137.5 decibels and broke Seattle's record of 137.6.



**TOP CROWDS AT ARROWHEAD**

(Regular Season and Playoffs)

Date	Opponent	Attendance
Oct. 2, 2000	Seattle	82,893*
Nov. 5, 1972	Oakland	82,094
Sept. 11, 1994	San Francisco	79,907
Sept. 17, 1972	Miami	79,829
Nov. 23, 2006	Denver	79,484
Sept. 22, 1996	Denver	79,439
Oct. 26, 1998	Pittsburgh	79,431
Oct. 9, 1995	San Diego	79,288
Sept. 8, 1996	Oakland	79,281
Nov. 10, 1996	Green Bay	79,281
Oct. 7, 1996	Pittsburgh	79,189
Jan. 11, 2004	Indianapolis	79,159

**THE ARROWHEAD ADVANTAGE**

"The fans, they're phenomenal. 142.2 decibels, I never thought I would be fired up (for) decibel levels but I'm fired up for them. My ears are still ringing, I mean it was loud, loud down there. Like incredibly loud."

- Chiefs Head Coach Andy Reid

"I think these fans are special fans and they proved it tonight again. They're the best in the country. This doesn't happen anywhere else like this and I think they're feeding off, the whole town is feeding off it a little bit."

- QB Alex Smith

"It's a great feeling (playing at Arrowhead). On 3rd-and-long when you hear the crowd and you see the opposing quarterback yelling, trying to change the play and struggling to communicate with the offensive linemen. That's a great feeling because you know your percentage of getting a sack just went up. I love playing in front of our fans."

- LB Justin Houston





# 2016 FINAL STANDINGS

AFC East												
Team	W	L	T	PCT	PF	PA	Home	Road	AFC	NFC	DIV	Streak
New England	14	2	0	.875	441	250	6-2	8-0	11-1	3-1	5-1	Won 7
Miami	10	6	0	.625	363	380	6-2	4-4	7-5	3-1	4-2	Lost 1
Buffalo	7	9	0	.438	399	378	4-4	3-5	4-8	3-1	1-5	Lost 2
New York Jets	5	11	0	.313	275	409	2-6	3-5	4-8	1-3	2-4	Won 1

AFC North												
Team	W	L	T	PCT	PF	PA	Home	Road	AFC	NFC	DIV	Streak
Pittsburgh	11	5	0	.688	399	327	6-2	5-3	9-3	2-2	5-1	Won 7
Baltimore	8	8	0	.500	343	321	6-2	2-6	7-5	1-3	4-2	Lost 2
Cincinnati	6	9	1	.406	325	315	4-3-1	2-6	5-7	1-2-1	3-3	Won 1
Cleveland	1	15	0	.063	264	452	1-7	0-8	1-11	0-4	0-6	Lost 1

AFC South												
Team	W	L	T	PCT	PF	PA	Home	Road	AFC	NFC	DIV	Streak
Houston	9	7	0	.563	279	328	7-1	2-6	7-5	2-2	5-1	Lost 1
Tennessee	9	7	0	.563	381	378	5-3	4-4	6-6	3-1	2-4	Won 1
Indianapolis	8	8	0	.500	411	392	4-4	4-4	5-7	3-1	3-3	Won 1
Jacksonville	3	13	0	.188	318	400	2-6	1-7	2-10	1-3	2-4	Lost 1

AFC West												
Team	W	L	T	PCT	PF	PA	Home	Road	AFC	NFC	DIV	Streak
Kansas City	12	4	0	.750	389	311	6-2	6-2	9-3	3-1	6-0	Won 2
Oakland	12	4	0	.750	416	385	6-2	6-2	9-3	3-1	3-3	Lost 1
Denver	9	7	0	.563	333	297	5-3	4-4	6-6	3-1	2-4	Won 1
San Diego	5	11	0	.313	410	423	3-5	2-6	4-8	1-3	1-5	Lost 5

NFC East												
Team	W	L	T	PCT	PF	PA	Home	Road	NFC	AFC	DIV	Streak
Dallas	13	3	0	.813	421	306	7-1	6-2	9-3	4-0	3-3	Lost 1
New York Giants	11	5	0	.688	310	284	7-1	4-4	8-4	3-1	4-2	Won 1
Washington	8	7	1	.531	396	383	4-4	4-3-1	6-6	2-1-1	3-3	Lost 1
Philadelphia	7	9	0	.438	367	331	6-2	1-7	5-7	2-2	2-4	Won 2

NFC North												
Team	W	L	T	PCT	PF	PA	Home	Road	NFC	AFC	DIV	Streak
Green Bay	10	6	0	.625	432	388	6-2	4-4	8-4	2-2	5-1	Won 6
Detroit	9	7	0	.563	346	358	6-2	3-5	7-5	2-2	3-3	Lost 3
Minnesota	8	8	0	.500	327	307	5-3	3-5	5-7	3-1	2-4	Won 1
Chicago	3	13	0	.188	279	399	3-5	0-8	3-9	0-4	2-4	Lost 4

NFC South												
Team	W	L	T	PCT	PF	PA	Home	Road	NFC	AFC	DIV	Streak
Atlanta	11	5	0	.688	540	406	5-3	6-2	9-3	2-2	5-1	Won 4
Tampa Bay	9	7	0	.563	354	369	4-4	5-3	7-5	2-2	4-2	Won 1
New Orleans	7	9	0	.438	469	454	4-4	3-5	6-6	1-3	2-4	Lost 1
Carolina	6	10	0	.375	369	402	4-4	2-6	5-7	1-3	1-5	Lost 2

NFC West												
Team	W	L	T	PCT	PF	PA	Home	Road	NFC	AFC	DIV	Streak
Seattle	10	5	1	.656	354	292	7-1	3-4-1	6-5-1	4-0	3-2-1	Won 1
Arizona	7	8	1	.469	418	362	4-3-1	3-5	6-5-1	1-3	4-1-1	Won 2
Los Angeles	4	12	0	.250	224	394	1-7	3-5	3-9	1-3	2-4	Lost 7
San Francisco	2	14	0	.125	309	480	1-7	1-7	2-10	0-4	2-4	Lost 1



# **CHIEFS**

***CUMULATIVE STATS & GAME SUMMARIES***

**THIS IS CHIEFS KINGDOM**



WON 12, LOST 4										* RUSHING										No. Yds Avg Long TD																			
09/11 W 33-27 OT San Diego										73,238 Ware										214 921 4.3 46 3																			
09/18 L 12-19 at Houston										71,890 West										88 293 3.3 28 1																			
09/25 W 24- 3 New York Jets										71,587 Hill										24 267 11.1 70t 3																			
10/02 L 14-43 at Pittsburgh										61,278 A. Smith										48 134 2.8 24 5																			
10/16 W 26-10 at Oakland										54,211 A. Wilson										2 50 25.0 55t 1																			
10/23 W 27-21 New Orleans										76,282 Charles										12 40 3.3 17 1																			
10/30 W 30-14 at Indianapolis										65,417 Thomas										4 29 7.3 23 0																			
11/06 W 19-14 Jacksonville										73,294 Davis LG										18 28 1.6 6 0																			
11/13 W 20-17 at Carolina										74,181 Davis TM										13 23 1.8 6 0																			
11/20 L 17-19 Tampa Bay										72,277 Poe										1 1 1.0 1t 1																			
11/27 W 30-27 OT at Denver										76,819 Maclin										1 -1 -1.0 -1 0																			
12/04 W 29-28 at Atlanta										69,879 Foles										4 -4 -1.0 -1 0																			
12/08 W 21-13 Oakland										75,191 Kelce										1 -5 -5.0 -5 0																			
12/18 L 17-19 Tennessee										68,084 TEAM										412 1748 4.2 70t 15																			
12/25 W 33-10 Denver										76,671 OPPONENTS										437 1938 4.4 44 10																			
01/01 W 37-27 at San Diego										54,915 * RECEIVING										No. Yds Avg Long TD																			
K.C.										Opp.										Kelce										85 1125 13.2 80t 4									
TOTAL FIRST DOWNS										305 342										Hill										61 593 9.7 49 6									
Rushing										86 102										Maclin										44 536 12.2 44 2									
Passing										197 209										Conley										44 530 12.0 39 0									
Penalty										22 31										Ware										33 447 13.5 46t 2									
3rd Down: Made/Att										81/213 96/222										A. Wilson										31 279 9.0 42 2									
3rd Down Pct.										38.0 43.2										West										28 188 6.7 28 2									
4th Down: Made/Att										10/14 10/20										D. Harris										17 123 7.2 13 1									
4th Down Pct.										71.4 50.0										Thomas										7 35 5.0 15 0									
POSSESSION AVG.										29:59 30:01										Davis LG										5 25 5.0 11 0									
TOTAL NET YARDS										5488 5896										Davis TM										3 21 7.0 11 0									
Avg. Per Game										343.0 368.5										Sherman										4 11 2.8 6 0									
Total Plays										990 1063										Travis										3 15 5.0 6 0									
Avg. Per Play										5.5 5.5										Charles										2 14 7.0 16 0									
NET YARDS RUSHING										1748 1938										O'Shaughnessy										2 -1 -.5 0 0									
Avg. Per Game										109.3 121.1										A. Smith										1 3 3.0 3 0									
Total Rushes										412 437										Fisher										0 -5 --- -5 0									
NET YARDS PASSING										3740 3958										TEAM										365 3914 10.7 80t 19									
Avg. Per Game										233.8 247.4										OPPONENTS										350 4120 11.8 76t 23									
Sacked/Yards Lost										32/174 28/162										* INTERCEPTIONS										No. Yds Avg Long TD									
Gross Yards										3914 4120										Peters										6 63 10.5 28 0									
Att./Completions										546/365 598/350										Berry										4 98 24.5 42t 2									
Completion Pct.										66.8 58.5										Sorensen										3 48 16.0 48t 1									
Had Intercepted										8 18										D. Johnson										1 55 55.0 55t 1									
PUNTS/AVERAGE										76/45.1 69/44.6										R. Wilson										1 6 6.0 6 0									
NET PUNTING AVG.										76/40.7 69/34.2										Parker										1 1 1.0 1 0									
PENALTIES/YARDS										109/848 109/797										Gaines										1 0 0.0 0 0									
FUMBLES/BALL LOST										18/9 27/15										White										1 0 0.0 0 0									
TOUCHDOWNS										42 34										TEAM										18 271 15.1 55t 4									
Rushing										15 10										OPPONENTS										8 237 29.6 90t 1									
Passing										19 23										* PUNTING										No. Yds Avg Net TB In Lg B									
Returns										8 1										Colquitt										76 3427 45.1 40.7 9 38 64 0									
* SCORE BY PERIODS										Q1 Q2 Q3 Q4 OT PTS										TEAM										76 3427 45.1 40.7 9 38 64 0									
TEAM										88 117 61 111 12 389										OPPONENTS										69 3075 44.6 34.2 6 15 62 0									
OPPONENTS										76 103 44 85 3 311										* PUNT RETURNS										Ret FC Yds Avg Long TD									
* SCORING										TD-Ru-Pa-Rt K-PAT FG S PTS										Hill										39 8 592 15.2 95t 2									
Santos										0 0 0 0 36/39 31/35 0 129										Alexander										1 0 0 0.0 0 0									
Hill										12 3 6 3 0 72										TEAM										40 8 592 14.8 95t 2									
A. Smith										5 5 0 0 0 30										OPPONENTS										30 27 157 5.2 16 0									
Ware										5 3 2 0 0 30										* KICKOFF RETURNS										No. Yds Avg Long TD									
Kelce										4 0 4 0 0 26										Thomas										15 338 22.5 41 0									
West										3 1 2 0 0 18										Hill										14 384 27.4 86t									

* PASSING	Att	Cmp	Yds	Cmp%	Yds/Att	TD	TD%	Int	Int%	Long	Sack/Lost	Rating
A. Smith	489	328	3502	67.1	7.16	15	3.1	8	1.6	80t	28/ 140	91.2
Foles	55	36	410	65.5	7.45	3	5.5	0	0.0	49	4/ 34	105.9
Maclin	1	0	0	0.0	0.00	0	0.0	0	0.0	---	0/ 0	39.6
Poe	1	1	2	100.0	2.00	1	100.0	0	0.0	2t	0/ 0	118.8
TEAM	546	365	3914	66.8	7.17	19	3.5	8	1.5	80t	32/ 174	93.2
OPPONENTS	598	350	4120	58.5	6.89	23	3.8	18	3.0	76t	28/ 162	79.8



# Defensive Stats

## 2016 REGULAR SEASON KANSAS CITY CHIEFS DEFENSIVE STATS (Through Week 17)

POS.	PLAYER	SOLO	ASST.	TOTAL	TFL	SACKS/YDS.	PR	FR	FF	INT/YDS.	PD
ILB	Johnson, Derrick	70	20	90	8	1.0/8	2	0	0	1/55	3
SS	Berry, Eric	62	15	77	2	0.0/0	0	0	1	4/98	9
LB	Wilson, Ramik	61	15	76	3	0.0/0	0	2	1	1/6	3
DB	Nelson, Steven	58	6	64	4	0.0/0	1	2	0	0/0	16
DB	Parker, Ron	52	9	61	1	0.0/0	0	0	2	1/1	12
DB	Sorensen, Daniel	47	7	54	4	1.0/8	3	2	2	3/48	6
DB	Peters, Marcus	35	10	45	0	0.0/0	0	3	1	6/63	20
DB	Gaines, Phillip	41	2	43	1	0.0/0	0	0	2	1/0	7
OLB	Zombo, Frank	28	11	39	3	1.0/5	4	0	1	0/0	2
DE	Ford, Dee	25	13	38	12	10.0/53	17	0	1	0/0	2
OLB	Hali, Tamba	24	10	34	4	3.5/25	9	1	0	0/0	0
DL	Jones, Chris	17	11	28	5	2.0/19	10	0	0	0/0	4
DT	Poe, Dontari	18	9	27	1	1.5/3	9	0	1	0/0	3
DT	Howard, Jaye	18	5	23	2	1.0/8	7	0	0	0/0	0
DL	Nunez-Roches, Rakeem	14	9	23	5	1.0/8	3	0	0	0/0	0
LB	March-Lillard, Justin	15	7	22	1	0.0/0	0	0	0	0/0	2
LB	Houston, Justin	20	1	21	6	4.0/17	6	0	1	0/0	1
DB	Mitchell, Terrance	17	2	19	0	0.0/0	0	0	0	0/0	6
CB	Acker, Kenneth	16	0	16	0	0.0/0	0	0	0	0/0	3
DE	Reyes, Kendall	12	3	15	3	1.0/4	4	0	0	0/0	1
DB	White, D.J.	10	1	11	0	0.0/0	0	0	0	1/0	3
DE	Bailey, Allen	5	2	7	1	0.0/0	0	0	0	0/0	0
LB	Alexander, D.J.	5	0	5	1	0.0/0	0	0	0	0/0	0
DE	Jenkins, Jarvis	5	0	5	0	0.0/0	1	0	0	0/0	0
DE	Williams, Nicholas	4	1	5	0	0.0/0	0	0	0	0/0	0
DB	Murray, Eric	3	0	3	0	0.0/0	0	1	0	0/0	0
LB	Smith, Terrance	2	0	2	0	0.0/0	0	0	0	0/0	0
DT	Barnes, T.J.	1	0	1	0	0.0/0	0	0	0	0/0	0
LB	Moses, Dezman	0	1	1	0	0.0/0	0	0	0	0/0	0
LB	Nicolas, Dadi	0	0	0	0	0.0/0	0	0	0	0/0	1
<b>TOTALS</b>		<b>685</b>	<b>170</b>	<b>855</b>	<b>67</b>	<b>27.0/157</b>	<b>76</b>	<b>11</b>	<b>13</b>	<b>18/271</b>	<b>104</b>

## 2016 REGULAR SEASON CHIEFS SPECIAL TEAMS STATS

POS.	PLAYER	TKIS.	ASST.	TOTAL
LB	Alexander, D.J.	9	3	12
FB	Sherman, Anthony	9	0	9
DB	Sorensen, Daniel	8	1	9
TE	O'Shaughnessy, James	5	2	7
WR	Hill, Tyreek	4	2	6
DB	Murray, Eric	6	0	6
TE	Harris, Demetrius	4	0	4
WR	Robinson, Demarcus	4	0	4
WR	Thomas, De'Anthony	2	1	3
K	Santos, Cairo	2	0	2
WR	Wilson, Albert	1	1	2
LS	Winchester, James	2	0	2
OLB	Zombo, Frank	2	0	2
CB	Acker, Kenneth	0	1	1
DB	Gaines, Phillip	1	0	1
LB	Moses, Dezman	1	0	1
DB	Nelson, Steven	1	0	1
LB	Smith, Terrance	0	1	1
<b>TOTALS</b>		<b>61</b>	<b>12</b>	<b>73</b>

## DEFENSIVE SCORES

**INT (4)** (3:44) (No Huddle, Shotgun) R.Fitzpatrick pass short right intended for M.Forte INTERCEPTED by D.Johnson at KC 45. D.Johnson for 55 yards.**vs.NYJ (09/25/16)**  
 (10:51) (Shotgun) C.Newton pass short left intended for G.Olsen INTERCEPTED by E.Berry [D.Sorensen] at CAR 42. E.Berry for 42 yards.**at CAR (11/13/16)**  
 (:48) (Shotgun) M.Ryan pass short right intended for T.Gabriel INTERCEPTED by E.Berry at ATL 37. E.Berry for 37 yards.**at ATL (12/04/16)**  
 (:58) (Shotgun) D.Brees pass short middle intended for W.Snead INTERCEPTED by D.Sorensen (E.Berry) at NO 48. D.Sorensen for 48 yards. Penalty on NO-J.Evans, Offensive Holding, declined.**vs.NO (10/23/16)**

### FR (0)

**Safety (1)** (6:20) (Shotgun) T.Siemian sacked at DEN 0 for -8 yards (J.Houston). FUMBLES (J.Houston) [J.Houston], recovered by DEN-R.Okung at DEN -5. R.Okung tackled in End Zone, SAFETY.**at DEN (11/27/16)**

## SPECIAL TEAMS BIG PLAYS

**INT (1)** (Pass formation) TWO-POINT CONVERSION ATTEMPT. M.Ryan pass to A.Hooper is incomplete. ATTEMPT FAILS. DEFENSIVE TWO-POINT ATTEMPT. E.Berry intercepted the try attempt.**at ATL (12/04/16)**

**FR (4)** C.Santos kicks 61 yards from KC 35 to NYJ 4. J.Marshall to NYJ 23 for 19 yards (A.Sherman). FUMBLES (A.Sherman), RECOVERED by KC-D.Harris at NYJ 27. D.Harris for 27 yards.**vs.NYJ (09/25/16)**  
 (2:16) D.Colquitt punts 53 yards to JAX 15, Center-J.Winchester. B.Walters to JAX 23 for 8 yards (D.Alexander). FUMBLES (D.Alexander), RECOVERED by KC-J.O'Shaughnessy at JAX 23. J.O'Shaughnessy to JAX 23 for no gain (A.Brown).**vs.JAX (11/06/16)**  
 (12:29) D.Colquitt punts 44 yards to KC 48, Center-J.Winchester. J.Norwood MUFFS catch, RECOVERED by KC-J.Winchester at KC 41. J.Winchester to KC 41 for no gain (J.Taylor).**at DEN (11/27/16)**  
 C.Santos kicks 63 yards from KC 35 to DEN 2. K.Raymond to DEN 31 for 29 yards (A.Sherman). FUMBLES (A.Sherman), RECOVERED by KC-D.Sorensen at DEN 36. D.Sorensen to DEN 36 for no gain (S.Barrett).**vs.DEN (12/25/16)**

Regular Season defensive and special teams statistics are based on press box statistics.

WON 0, LOST 1						* RUSHING				No.	Yds	Avg	Long	TD
01/15 L 16-18	Pittsburgh			75,678	Ware			8	35	4.4	11	1	1	
	K.C.	Opp.			Hill			3	18	6.0	8	0	0	
TOTAL FIRST DOWNS		16	20		A. Smith		2	9	4.5	5	0	0		
Rushing		4	10		West		1	-1	-1.0	-1	0	0		
Passing		9	10		TEAM		14	61	4.4	11	1	1		
Penalty		3	0		OPPONENTS		34	171	5.0	38	0	0		
3rd Down: Made/Att		2/9	7/15		* RECEIVING		No.	Yds	Avg	Long	TD			
3rd Down Pct.		22.2	46.7		Kelce		5	77	15.4	24	0	0		
4th Down: Made/Att		2/2	0/0		Hill		4	27	6.8	9	0	0		
4th Down Pct.		100.0	0.0		MacIain		2	28	14.0	20	0	0		
POSSESSION AVG.		25:47	34:13		Conley		2	19	9.5	12	0	0		
TOTAL NET YARDS		227	389		West		2	14	7.0	8	0	0		
Avg. Per Game		227.0	389.0		A. Wilson		2	3	1.5	5t	1	0		
Total Plays		49	66		Ware		2	1	0.5	4	0	0		
Avg. Per Play		4.6	5.9		Sherman		1	3	3.0	3	0	0		
NET YARDS RUSHING		61	171		TEAM		20	172	8.6	24	1	1		
Avg. Per Game		61.0	171.0		OPPONENTS		20	224	11.2	52	0	0		
Total Rushes		14	34		* INTERCEPTIONS		No.	Yds	Avg	Long	TD			
NET YARDS PASSING		166	218		Berry		1	0	0.0	0	0	0		
Avg. Per Game		166.0	218.0		TEAM		1	0	0.0	0	0	0		
Sacked/Yards Lost		1/6	1/6		OPPONENTS		1	1	1.0	1	0	0		
Gross Yards		172	224		* PUNTING		No.	Yds	Avg	Net	TB	In	Lg	B
Att./Completions		34/20	31/20		Colquitt		4	183	45.8	43.5	0	1	54	0
Completion Pct.		58.8	64.5		TEAM		4	183	45.8	43.5	0	1	54	0
Had Intercepted		1	1		OPPONENTS		1	35	35.0	35.0	0	0	35	0
PUNTS/AVERAGE		4/45.8	1/35.0		* PUNT RETURNS		Ret	FC	Yds	Avg	Long	TD		
NET PUNTING AVG.		4/43.5	1/35.0		OPPONENTS		2	1	9	4.5	6	0	0	
PENALTIES/YARDS		6/60	4/53		* KICKOFF RETURNS		No.	Yds	Avg	Long	TD			
FUMBLES/BALL LOST		1/1	0/0		Hill		4	72	18.0	21	0	0		
TOUCHDOWNS		2	0		D. Harris		1	25	25.0	25	0	0		
Rushing		1	0		TEAM		5	97	19.4	25	0	0		
Passing		1	0		OPPONENTS		3	50	16.7	28	0	0		
Returns		0	0		* FIELD GOALS		1-19	20-29	30-39	40-49	50+			
* SCORE BY PERIODS		Q1	Q2	Q3	Q4	OT	PTS	Santos	0/ 0	0/ 0	0/ 0	1/ 1	0/ 0	0/ 0
TEAM		7	0	3	6	0	16	TEAM	0/ 0	0/ 0	0/ 0	1/ 1	0/ 0	0/ 0
OPPONENTS		6	6	3	3	0	18	OPPONENTS	0/ 0	1/ 1	2/ 2	3/ 3	0/ 0	0/ 0
* SCORING		TD-Ru-Pa-Rt	K-PAT		FG		S	PTS	Santos: (48G)					
Ware		1	1	0	0	0		6	TM: (48G)					
A. Wilson		1	0	1	0	0		6	OPP: (22G,38G,36G,45G,43G,43G)					
Santos		0	0	0	0	1/ 1	1/ 1	0	4					
TEAM		2	1	1	0	1/ 1	1/ 1	0	16					
OPPONENTS		0	0	0	0	0/ 0	6/ 6	0	18					
2-Pt Conv: TM 0-1, OPP 0-0														
SACKS: Ford 0.5, Jenkins LG 0.5,														
Jenkins TM 0.5, TM 1, OPP 1														
FUM/LOST: West 1/1														
* PASSING		Att	Cmp	Yds	Cmp%	Yds/Att	TD	TD%	Int	Int%	Long	Sack/Lost	Rating	
A. Smith		34	20	172	58.8	5.06	1	2.9	1	2.9	24	1/ 6	69.7	
TEAM		34	20	172	58.									



**2016 POSTSEASON KANSAS CITY CHIEFS DEFENSIVE STATS**  
(Through Week 2)

POS.	PLAYER	SOLO	ASST.	TOTAL	TFL	SACKS/YDS.	PR	FR	FF	INT/YDS.	PD
LB	Wilson, Ramik	8	7	15	1	0.0/0	0	0	0	0/0	0
S	Berry, Eric	4	3	7	1	0.0/0	0	0	0	1/0	1
LB	Houston, Justin	5	1	6	0	0.0/0	0	0	0	0/0	0
CB	Peters, Marcus	4	2	6	0	0.0/0	0	0	0	0/0	1
CB	Nelson, Steven	4	1	5	0	0.0/0	0	0	0	0/0	0
DB	Parker, Ron	4	1	5	0	0.0/0	0	0	0	0/0	0
DT	Poe, Dontari	0	4	4	0	0.0/0	0	0	0	0/0	1
LB	Ford, Dee	1	2	3	0	0.5/3	1	0	0	0/0	0
DL	Jenkins, Jarvis	2	1	3	0	0.5/3	1	0	0	0/0	0
DL	Jones, Chris	1	1	2	0	0.0/0	0	0	0	0/0	2
DL	Reyes, Kendall	1	1	2	0	0.0/0	0	0	0	0/0	0
LB	Smith, Terrance	1	1	2	0	0.0/0	0	0	0	0/0	0
S	Sorensen, Daniel	1	1	2	0	0.0/0	0	0	0	0/0	0
LB	Hali, Tamba	0	1	1	0	0.0/0	0	0	0	0/0	0
CB	Mitchell, Terrance	0	1	1	0	0.0/0	0	0	0	0/0	0
DL	Nunez-Roches, Rakeem	0	1	1	0	0.0/0	0	0	0	0/0	0
LB	Zombo, Frank	0	1	1	0	0.0/0	0	0	0	0/0	1
<b>TOTALS</b>		<b>36</b>	<b>30</b>	<b>66</b>	<b>2</b>	<b>1.0/6</b>	<b>2</b>	<b>0</b>	<b>0</b>	<b>1/0</b>	<b>6</b>

**2016 POSTSEASON CHIEFS SPECIAL TEAMS STATS**

POS.	PLAYER	TKIS.	ASST.	TOTAL
DB	Murray, Eric	1	0	1
TE	O'Shaughnessy, James	1	0	1
FB	Sherman, Anthony	1	0	1
WR	Thomas, De'Anthony	1	0	1
WR	Wilson, Albert	1	0	1
<b>TOTALS</b>		<b>5</b>	<b>0</b>	<b>5</b>

Postseason defensive and special teams statistics are based on press box statistics.

**DEFENSIVE SCORES**

INT (0)  
FR (0)  
Safety (0)

**SPECIAL TEAMS BIG PLAYS**

INT (0)  
FR (0)

# Game Summaries



## GAME 1

Chiefs 33, Chargers 27

September 11, 2016 • Arrowhead Stadium • 73,238



**San Diego Chargers ..... 7 14 3 3 0 — 27**

**Kansas City Chiefs ..... 3 0 7 17 6 — 33**

**KC** — C.Santos 47 yd. Field Goal (7-46, 3:09)  
**SD** — M.Gordon 1 yd. run (J.Lambo kick) (6-75, 3:24)  
**SD** — M.Gordon 6 yd. run (J.Lambo kick) (13-80, 6:51)  
**SD** — D.Woodhead 4 yd. pass from P.Rivers (J.Lambo kick) (6-38, 3:32)  
**SD** — J.Lambo 29 yd. Field Goal (9-34, 4:00)  
**KC** — T.Hill 9 yd. pass from A.Smith (C.Santos kick) (7-75, 3:15)  
**SD** — J.Lambo 28 yd. Field Goal (9-65, 4:23)  
**KC** — J.Maclin 19 yd. pass from A.Smith (C.Santos kick) (7-56, 2:02)  
**KC** — C.Santos 33 yd. Field Goal (12-62, 3:40)  
**KC** — S.Ware 5 yd. run (C.Santos kick) (4-42, 0:46)  
**KC** — A.Smith 2 yd. run (10-70, 5:07) (10-70, 5:07)

Team Statistics	Chargers	Chiefs
First Downs .....	25	26
Total Net Yards .....	388	413
Rushes/Net Yards .....	32/155	19/83
Net Passing .....	233	330
Pass Attempts/Completions .....	36/25	48/34
Had Intercepted .....	0	1
Sacked/Yards Lost .....	1/10	3/33
Punts/Average .....	5/35.6	5/39.4
Penalties/Yards .....	5/30	6/46
Fumbles/Lost .....	0/0	0/0
Possession Time .....	34:01	31:06

### RUSHING

**KC** — S. Ware 11-70, TD; A. Smith 4-15, TD; C. West 3-(-1); J. Maclin 1-(-1)  
**SD** — D. Woodhead 16-89; M. Gordon 14-57, 2 TDs; P. Rivers 2-9

### RECEIVING

**KC** — S. Ware 7-129; T. Kelce 6-74; J. Maclin 5-63, TD; C. Conley 4-43; C. West 6-24; D. Harris 2-20; T. Hill 1-9, TD; A. Wilson 3-1  
**SD** — T. Williams 2-71; K. Allen 6-63; T. Benjamin 7-32; D. Woodhead 5-31, TD; A. Gates 3-20; H. Henry 1-20; D. Inman 1-6

### PASSING

**KC** — A. Smith 48-34-363, 2 TDs, 1 INT  
**SD** — P. Rivers 36-25-243, TD, 0 INT

### INTERCEPTIONS

**KC** — None  
**SD** — J. Verrett 1

### SACKS

**KC** — D. Ford 1.0  
**SD** — J. Attaochu 1.0; B. Mebane 1.0; C. Reid 1.0

### FIELD GOALS

**KC** — C. Santos(47) (33)  
**SD** — J. Lambo(29) (28) 54WR



## GAME 2

Texans 19, Chiefs 12

September 18, 2016 • NRG Stadium • 71,890



**Kansas City Chiefs ..... 0 3 0 9 — 12**

**Houston Texans ..... 7 6 0 6 — 19**

**HOU** — D.Hopkins 27 yd. pass from B.Osweiler (N.Novak kick) (1-27, 0:07)  
**KC** — C.Santos 54 yd. Field Goal (4--2, 1:17)  
**HOU** — N.Novak 32 yd. Field Goal (14-69, 6:43)  
**HOU** — N.Novak 24 yd. Field Goal (4-8, 0:19)  
**KC** — C.Santos 43 yd. Field Goal (5-26, 2:50)  
**HOU** — N.Novak 31 yd. Field Goal (11-47, 5:22)  
**KC** — C.Santos 35 yd. Field Goal (8-52, 2:00)  
**HOU** — N.Novak 43 yd. Field Goal (11-49, 4:38)  
**KC** — C.Santos 30 yd. Field Goal (10-76, 2:07)

Team Statistics	Chiefs	Texans
First Downs .....	14	15
Total Net Yards .....	291	351
Rushes/Net Yards .....	19/119	34/97
Net Passing .....	172	254
Pass Attempts/Completions .....	37/20	33/19
Had Intercepted .....	0	2
Sacked/Yards Lost .....	4/14	2/14
Punts/Average .....	6/47.5	5/49.8
Penalties/Yards .....	9/77	5/44
Fumbles/Lost .....	3/3	0/0
Possession Time .....	26:01	33:59

### RUSHING

**KC** — C. West 6-61; S. Ware 10-57; A. Smith 2-2; T. Hill 1-(-1)  
**HOU** — L. Miller 25-83; A. Blue 5-11; J. Grimes 1-8; B. Miller 1-(-2); B. Osweiler 2-(-3)

### RECEIVING

**KC** — J. Maclin 6-68; S. Ware 2-48; T. Kelce 5-34; C. Conley 2-15; A. Wilson 2-11; T. Hill 2-8; C. West 1-2  
**HOU** — D. Hopkins 7-113, TD; W. Fuller 4-104; S. Anderson 2-15; L. Miller 2-14; J. Grimes 1-13; R. Griffin 1-5; B. Miller 1-3; C. Fiedorowicz 1-1

### PASSING

**KC** — A. Smith 37-20-186, 0 TDs, 0 INT  
**HOU** — B. Osweiler 33-19-268, TD, 2 INT

### INTERCEPTIONS

**KC** — M. Peters 2  
**HOU** — None

### SACKS

**KC** — T. Hali 1.0; D. Johnson 1.0  
**HOU** — J. Simon 1.5; J. Watt 1.5; B. McKinney 1.0

### FIELD GOALS

**KC** — C. Santos(43) (35) (30) (54)  
**HOU** — N. Novak(32) (24) (31) (43) 57SH





## GAME 3 Chiefs 24, Jets 3

September 25, 2016 • Arrowhead Stadium • 71,587



**New York Jets** ..... 0 3 0 0 — 3

**Kansas City Chiefs** ..... 7 10 0 7 — 24

**KC** — T.Kelce 12 yd. pass from A.Smith (C.Santos kick) (4-35, 2:11)

**KC** — C.Santos 27 yd. Field Goal (14-44, 6:59)

**KC** — D.Harris 27 yd. fumble return (C.Santos kick)

**NYJ** — N.Folk 28 yd. Field Goal (9-46, 3:56)

**KC** — D.Johnson 55 yd. interception return (C.Santos kick)

Team Statistics	Jets	Chiefs
First Downs .....	17	18
Total Net Yards .....	305	293
Rushes/Net Yards .....	22/117	27/72
Net Passing .....	188	221
Pass Attempts/Completions .....	44/20	33/25
Had Intercepted .....	6	0
Sacked/Yards Lost .....	0/0	2/16
Punts/Average .....	2/43.0	4/43.0
Penalties/Yards .....	3/15	5/59
Fumbles/Lost .....	3/2	1/1
Possession Time .....	27:55	32:05

### RUSHING

**KC** — S. Ware 20-75; C. West 3-3; A. Smith 3-(-3); T. Hill 1-(-3)

**NYJ** — M. Forte 15-65; B. Powell 4-30; R. Fitzpatrick 3-22

### RECEIVING

**KC** — T. Kelce 6-89, TD; C. Conley 3-44; J. Maclin 4-35; T. Hill 3-26; D. Harris 2-14; R. Travis 2-10; C. West 3-8; S. Ware 1-8; A. Sherman 1-3

**NYJ** — B. Powell 6-41; Q. Enunwa 4-37; R. Anderson 2-34; E. Decker 1-31; B. Marshall 3-27; J. Marshall 2-19; M. Forte 2-(-1)

### PASSING

**KC** — A. Smith 33-25-237, TD, 0 INT

**NYJ** — R. Fitzpatrick 44-20-188, 0 TDs, 6 INT

### INTERCEPTIONS

**KC** — M. Peters 2; E. Berry 1; D. Johnson 1; D. Sorensen 1; D. White 1

**NYJ** — None

### SACKS

**KC** — None

**NYJ** — D. Lee 0.5; L. Mauldin 0.5; S. Richardson 0.5; L. Williams 0.5

### FIELD GOALS

**KC** — C. Santos(27)

**NYJ** — N. Folk(28)



## GAME 4 Steelers 43, Chiefs 14

October 3, 2016 • Heinz Field • 61,278



**Kansas City Chiefs** ..... 0 0 0 14 — 14

**Pittsburgh Steelers** ..... 22 7 7 7 — 43

**PIT** — D.Heyward-Bey 31 yd. pass from B.Roethlisberger (B.Roethlisberger-M.Wheaton pass) (3-32, 1:23)

**PIT** — A.Brown 4 yd. pass from B.Roethlisberger (C.Boswell kick) (1-4, 0:04)

**PIT** — A.Brown 38 yd. pass from B.Roethlisberger (C.Boswell kick) (2-40, 0:47)

**PIT** — J.James 9 yd. pass from B.Roethlisberger (C.Boswell kick) (10-80, 3:44)

**PIT** — M.Wheaton 30 yd. pass from B.Roethlisberger (C.Boswell kick) (6-75, 3:41)

**KC** — T.Hill 9 yd. pass from A.Smith (C.Santos kick) (7-47, 2:17)

**PIT** — D.Williams 2 yd. run (C.Boswell kick) (8-75, 3:49)

**KC** — T.Kelce 3 yd. pass from A.Smith (C.Santos kick) (7-62, 3:41)

Team Statistics	Chiefs	Steelers
First Downs .....	22	18
Total Net Yards .....	357	436
Rushes/Net Yards .....	18/87	26/149
Net Passing .....	270	287
Pass Attempts/Completions .....	50/30	27/22
Had Intercepted .....	1	0
Sacked/Yards Lost .....	4/17	2/13
Punts/Average .....	6/42.8	5/42.2
Penalties/Yards .....	7/40	9/68
Fumbles/Lost .....	3/1	1/0
Possession Time .....	30:36	29:24

### RUSHING

**KC** — S. Ware 13-82; J. Charles 2-7; A. Smith 1-2; K. Davis 1-(-2); T. Hill 1-(-2)

**PIT** — L. Bell 18-144; D. Williams 4-7, TD; L. Jones 2-(-0); S. Coates 1-(-1); B. Roethlisberger 1-(-1)

### RECEIVING

**KC** — J. Maclin 5-78; C. Conley 6-70; A. Wilson 5-52; T. Hill 5-24, TD; T. Kelce 5-23, TD; K. Davis 2-14; S. Ware 1-14; D. Harris 1-12

**PIT** — S. Coates 6-79; A. Brown 4-64, 2 TDs; L. Bell 5-34; D. Heyward-Bey 1-31, TD; M. Wheaton 1-30, TD; D. Johnson 1-26; X. Grimble 1-19; J. James 2-15, TD; D. Williams 1-2

### PASSING

**KC** — A. Smith 50-30-287, 2 TDs, 1 INT

**PIT** — B. Roethlisberger 27-22-300, 5 TDs, 0 INT

### INTERCEPTIONS

**KC** — None

**PIT** — J. Jones 1

### SACKS

**KC** — J. Howard 1.0; D. Ford 0.5; D. Poe 0.5

**PIT** — C. Heyward 3.0; V. Williams 1.0

### FIELD GOALS

**KC** — C. Santos49RU

**PIT** — None



## GAME 5

### Chiefs 26, Raiders 10

October 16, 2016 • O.co Coliseum • 54,211



**Kansas City Chiefs ..... 7 6 10 3 — 26**

**Oakland Raiders ..... 7 3 0 0 — 10**

**OAK** — A.Holmes 3 yd. pass from D.Carr (S.Janikowski kick) (7-46, 3:02)

**KC** — S.Ware 2 yd. run (C.Santos kick) (10-57, 5:27)

**KC** — J.Charles 4 yd. run (kick failed, wr) (6-58, 3:18)

**OAK** — S.Janikowski 46 yd. Field Goal (5-44, 0:25)

**KC** — D.Poe 1 yd. run (C.Santos kick) (7-75, 3:23)

**KC** — C.Santos 22 yd. Field Goal (5-32, 2:47)

**KC** — C.Santos 44 yd. Field Goal (11-52, 5:32)

Team Statistics	Chiefs	Raiders
First Downs .....	22	16
Total Net Yards .....	406	285
Rushes/Net Yards .....	40/183	17/64
Net Passing .....	223	221
Pass Attempts/Completions .....	23/19	34/22
Had Intercepted .....	0	1
Sacked/Yards Lost .....	1/1	2/4
Punts/Average .....	3/40.7	3/53.0
Penalties/Yards .....	2/10	3/25
Fumbles/Lost .....	0/0	2/1
Possession Time .....	36:45	23:15

#### RUSHING

**KC** — S. Ware 24-131, TD; J. Charles 9-33, TD; C. West 3-19; D. Poe 1-1, TD; A. Smith 3-(-1)

**OAK** — D. Washington 10-49; D. Carr 3-8; J. Richard 4-7

#### RECEIVING

**KC** — J. Maclin 3-49; T. Kelce 3-32; S. Ware 2-32; C. Conley 3-26; A. Wilson 1-26; T. Hill 2-20; J. Charles 2-14; D. Thomas 2-14; D. Harris 1-11

**OAK** — A. Cooper 10-129; S. Roberts 3-29; C. Walford 2-25; M. Rivera 1-16; A. Holmes 2-11, TD; M. Crabtree 2-10; J. Richard 2-5

#### PASSING

**KC** — A. Smith 22-19-224, 0 TDs, 0 INT; J. Maclin 1-0-(0), 0 TDs, 0 INT

**OAK** — D. Carr 34-22-225, TD, 1 INT

#### INTERCEPTIONS

**KC** — M. Peters 1

**OAK** — None

#### SACKS

**KC** — D. Ford 2.0

**OAK** — K. Mack 1.0

#### FIELD GOALS

**KC** — C. Santos 38WL (22) (44)

**OAK** — S. Janikowski 52WL (46)



## GAME 6

### Chiefs 27, Saints 21

October 23, 2016 • Arrowhead Stadium • 76,282



**New Orleans Saints ..... 7 0 7 7 — 21**

**Kansas City Chiefs ..... 14 7 3 3 — 27**

**NO** — B.Cooks 9 yd. pass from D.Brees (W.Lutz kick) (10-80, 4:40)

**KC** — S.Ware 46 yd. pass from A.Smith (C.Santos kick) (5-75, 2:00)

**KC** — D.Sorensen 48 yd. interception return (C.Santos kick)

**KC** — T.Hill 38 yd. pass from A.Smith (C.Santos kick) (8-85, 4:58)

**NO** — M.Ingram 3 yd. pass from D.Brees (W.Lutz kick) (14-75, 8:03)

**KC** — C.Santos 39 yd. Field Goal (7-42, 3:36)

**NO** — B.Coleman 10 yd. pass from D.Brees (W.Lutz kick) (10-80, 2:27)

**KC** — C.Santos 41 yd. Field Goal (6-23, 2:05)

Team Statistics	Saints	Chiefs
First Downs .....	27	20
Total Net Yards .....	463	326
Rushes/Net Yards .....	22/104	28/112
Net Passing .....	359	214
Pass Attempts/Completions .....	48/37	24/17
Had Intercepted .....	1	0
Sacked/Yards Lost .....	1/8	0/0
Punts/Average .....	4/48.3	4/47.8
Penalties/Yards .....	10/75	4/30
Fumbles/Lost .....	3/1	0/0
Possession Time .....	32:38	27:22

#### RUSHING

**KC** — S. Ware 17-77; T. Hill 2-23; A. Smith 4-7; C. West 4-5; J. Charles 1-(0)

**NO** — M. Ingram 16-62; T. Hightower 5-39; J. Kuhn 1-3

#### RECEIVING

**KC** — S. Ware 2-54, TD; J. Maclin 4-40; T. Hill 1-38, TD; C. Conley 2-29; T. Kelce 2-24; D. Thomas 2-12; D. Harris 1-10; A. Wilson 1-4; C. West 1-3; A. Sherman 1-(0)

**NO** — M. Thomas 10-130; W. Snead 9-87; B. Cooks 7-58, TD; C. Fleener 2-44; M. Ingram 4-20, TD; B. Coleman 1-10, TD; T. Cadet 2-7; J. Hill 1-6; T. Hightower 1-5

#### PASSING

**KC** — A. Smith 24-17-214, 2 TDs, 0 INT

**NO** — D. Brees 48-37-367, 3 TDs, 1 INT

#### INTERCEPTIONS

**KC** — D. Sorensen 1

**NO** — None

#### SACKS

**KC** — D. Sorensen 1.0

**NO** — None

#### FIELD GOALS

**KC** — C. Santos (39) (41)

**NO** — None



## GAME 7 Chiefs 30, Colts 14

October 30, 2016 • Lucas Oil Stadium • 65,417



**Kansas City Chiefs ..... 3 14 7 6 — 30**

**Indianapolis Colts ..... 0 7 7 0 — 14**

**KC** — C.Santos 33 yd. Field Goal (12-60, 4:40)

**KC** — T.Kelce 14 yd. pass from N.Foles (C.Santos kick) (6-80, 3:28)

**IND** — F.Gore 18 yd. pass from A.Luck (A.Vinatieri kick) (6-63, 2:51)

**KC** — J.Maclin 13 yd. pass from A.Smith (C.Santos kick) (3-36, 0:19)

**KC** — T.Hill 34 yd. pass from N.Foles (C.Santos kick) (10-75, 5:27)

**IND** — D.Moncrief 3 yd. pass from A.Luck (A.Vinatieri kick) (10-75, 5:29)

**KC** — C.Santos 22 yd. Field Goal (10-46, 5:05)

**KC** — C.Santos 44 yd. Field Goal (8-44, 3:34)

Team Statistics	Chiefs	Colts
First Downs .....	20	18
Total Net Yards .....	422	277
Rushes/Net Yards .....	27/88	21/105
Net Passing .....	334	172
Pass Attempts/Completions .....	41/25	35/19
Had Intercepted .....	0	1
Sacked/Yards Lost .....	3/16	6/38
Punts/Average .....	5/49.0	7/49.6
Penalties/Yards .....	6/40	5/45
Fumbles/Lost .....	0/0	3/1
Possession Time .....	33:36	26:24

### RUSHING

**KC** — C. West 14-52; S. Ware 7-19; A. Smith 2-9; T. Hill 1-7; D. Thomas 2-2; N. Foles 1-(-1)

**IND** — A. Luck 9-60; F. Gore 9-37; R. Turbin 2-9; D. Moncrief 1-(-1)

### RECEIVING

**KC** — T. Kelce 7-101, TD; T. Hill 5-98, TD; C. Conley 3-59; J. Maclin 3-43, TD; S. Ware 2-28; D. Harris 3-13; C. West 2-8

**IND** — D. Moncrief 4-41, TD; J. Doyle 2-36; P. Dorsett 5-33; E. Swoope 2-30; R. Turbin 3-25; F. Gore 2-25, TD; T. Hilton 1-20

### PASSING

**KC** — N. Foles 22-16-223, 2 TDs, 0 INT; A. Smith 19-9-127, TD, 0 INT

**IND** — A. Luck 35-19-210, 2 TDs, 1 INT

### INTERCEPTIONS

**KC** — P. Gaines 1

**IND** — None

### SACKS

**KC** — D. Ford 3.5; C. Jones 1.0; F. Zombo 1.0; T. Hali 0.5

**IND** — E. Jackson 1.0; R. Mathis 1.0; E. Walden 1.0

### FIELD GOALS

**KC** — C. Santos(33) (22) (44) 28RU

**IND** — None



## GAME 8 Chiefs 19, Jaguars 14

November 6, 2016 • Arrowhead Stadium • 73,294



**Jacksonville Jaguars ..... 0 7 0 7 — 14**

**Kansas City Chiefs ..... 7 3 6 3 — 19**

**KC** — A.Wilson 23 yd. pass from N.Foles (C.Santos kick) (2-23, 0:14)

**KC** — C.Santos 26 yd. Field Goal (4-5, 2:06)

**JAX** — A.Robinson 1 yd. pass from B.Bortles (J.Myers kick) (11-88, 3:19)

**KC** — C.Santos 51 yd. Field Goal (4-5, 1:32)

**KC** — C.Santos 24 yd. Field Goal (6-25, 2:29)

**KC** — C.Santos 36 yd. Field Goal (9-38, 5:09)

**JAX** — T.Yeldon 13 yd. pass from B.Bortles (J.Myers kick) (9-61, 2:24)

Team Statistics	Jaguars	Chiefs
First Downs .....	25	10
Total Net Yards .....	449	231
Rushes/Net Yards .....	32/205	22/62
Net Passing .....	244	169
Pass Attempts/Completions .....	41/22	33/20
Had Intercepted .....	1	0
Sacked/Yards Lost .....	2/8	2/18
Punts/Average .....	4/41.8	7/50.4
Penalties/Yards .....	5/46	8/75
Fumbles/Lost .....	3/3	0/0
Possession Time .....	29:39	30:21

### RUSHING

**KC** — C. West 13-39; T. Hill 2-21; K. Davis 3-10; N. Foles 3-(-3); A. Wilson 1-(-5)

**JAX** — C. Ivory 18-107; B. Bortles 6-54; T. Yeldon 7-33; M. Lee 1-11

### RECEIVING

**KC** — T. Kelce 5-58; A. Wilson 3-42, TD; C. West 3-35; C. Conley 3-28; T. Hill 3-11; K. Davis 1-7; A. Sherman 1-6; J. O'Shaughnessy 1-(0)

**JAX** — M. Lee 4-84; A. Robinson 7-76, TD; T. Yeldon 5-32, TD; M. Lewis 2-23; J. Thomas 2-21; A. Benn 1-16; C. Ivory 1-(0)

### PASSING

**KC** — N. Foles 33-20-187, TD, 0 INT

**JAX** — B. Bortles 41-22-252, 2 TDs, 1 INT

### INTERCEPTIONS

**KC** — R. Wilson 1

**JAX** — None

### SACKS

**KC** — D. Ford 2.0

**JAX** — S. Marks 1.0; D. Fowler 0.5; M. Jackson 0.5

### FIELD GOALS

**KC** — C. Santos(26) (51) (24) (36)

**JAX** — J. Myers54WR





## GAME 9 Chiefs 20, Panthers 17

November 13, 2016 • Bank of America Stadium • 74,181



**Kansas City Chiefs ..... 0 3 0 17 — 20**  
**Carolina Panthers ..... 3 14 0 0 — 17**

**CAR** — G.Gano 42 yd. Field Goal (9-54, 4:11)  
**CAR** — C.Newton 4 yd. run (G.Gano kick) (11-80, 5:44)  
**CAR** — D.Funchess 38 yd. pass from C.Newton (G.Gano kick) (7-87, 3:36)  
**KC** — C.Santos 47 yd. Field Goal (12-46, 1:42)  
**KC** — C.Santos 36 yd. Field Goal (11-62, 3:19)  
**KC** — E.Berry 42 yd. interception return (A.Smith-T.Kelce pass)  
**KC** — C.Santos 33 yd. Field Goal (7-35, 3:09)  
**KC** — C.Santos 37 yd. Field Goal (3-11, 0:20)

Team Statistics	Chiefs	Panthers
First Downs .....	18	22
Total Net Yards .....	256	341
Rushes/Net Yards .....	20/91	29/99
Net Passing .....	165	242
Pass Attempts/Completions .....	38/25	38/23
Had Intercepted .....	1	1
Sacked/Yards Lost .....	3/13	2/19
Punts/Average .....	5/49.0	5/44.6
Penalties/Yards .....	9/45	6/53
Fumbles/Lost .....	2/0	1/1
Possession Time .....	24:48	35:12

### RUSHING

**KC** — S. Ware 13-61; A. Smith 4-13; T. Hill 1-12; C. West 2-5  
**CAR** — C. Newton 12-54, TD; J. Stewart 13-39; F. Whittaker 2-5; T. Ginn 1-1; M. Tolbert 1-(0)

### RECEIVING

**KC** — T. Hill 10-89; T. Kelce 3-31; A. Wilson 4-25; C. Conley 1-12; S. Ware 3-11; C. West 3-5; R. Travis 1-5  
**CAR** — K. Benjamin 7-84; D. Funchess 3-56, TD; T. Ginn 5-44; G. Olsen 5-39; E. Dickson 1-26; F. Whittaker 1-9; C. Brown 1-3

### PASSING

**KC** — A. Smith 38-25-178, 0 TDs, 1 INT  
**CAR** — C. Newton 38-23-261, TD, 1 INT

### INTERCEPTIONS

**KC** — E. Berry 1  
**CAR** — T. Boston 1

### SACKS

**KC** — D. Ford 1.0; C. Jones 1.0  
**CAR** — M. Addison 1.0; K. Short 1.0; V. Butler 0.5; C. Johnson 0.5

### FIELD GOALS

**KC** — C. Santos(47) (36) (33) (37)  
**CAR** — G. Gano(42)



## GAME 10 Buccaneers 19, Chiefs 17

November 20, 2016 • Arrowhead Stadium • 72,277



**Tampa Bay Buccaneers ..... 0 9 3 7 — 19**  
**Kansas City Chiefs ..... 3 7 0 7 — 17**

**KC** — C.Santos 22 yd. Field Goal (14-74, 7:53)  
**TB** — R.Aguayo 31 yd. Field Goal (9-62, 4:28)  
**TB** — R.Aguayo 22 yd. Field Goal (10-63, 4:20)  
**KC** — A.Smith 11 yd. run (C.Santos kick) (6-80, 3:06)  
**TB** — R.Aguayo 41 yd. Field Goal (9-52, 1:06)  
**TB** — R.Aguayo 36 yd. Field Goal (12-56, 5:00)  
**TB** — A.Cross 3 yd. pass from J.Winston (R.Aguayo kick) (9-52, 5:42)  
**KC** — A.Wilson 3 yd. pass from A.Smith (C.Santos kick) (12-78, 3:59)

Team Statistics	Buccaneers	Chiefs
First Downs .....	27	19
Total Net Yards .....	442	343
Rushes/Net Yards .....	34/116	21/82
Net Passing .....	326	261
Pass Attempts/Completions .....	39/24	31/24
Had Intercepted .....	0	1
Sacked/Yards Lost .....	1/5	0/0
Punts/Average .....	2/40.0	3/43.3
Penalties/Yards .....	7/42	5/30
Fumbles/Lost .....	2/1	2/1
Possession Time .....	35:18	24:42

### RUSHING

**KC** — S. Ware 17-69; A. Smith 2-10, TD; T. Hill 1-8; T. Kelce 1-(-5)  
**TB** — D. Martin 24-63; J. Winston 5-22; P. Barber 4-22; M. James 1-9

### RECEIVING

**KC** — T. Kelce 7-108; T. Hill 4-53; C. West 3-42; C. Conley 4-28; A. Wilson 4-19, TD; S. Ware 2-16  
**TB** — M. Evans 6-105; C. Shorts 5-62; R. Shepard 3-54; A. Humphries 4-47; D. Martin 3-42; C. Brate 2-18; A. Cross 1-3, TD

### PASSING

**KC** — A. Smith 31-24-261, TD, 1 INT  
**TB** — J. Winston 39-24-331, TD, 0 INT

### INTERCEPTIONS

**KC** — None  
**TB** — C. Conte 1

### SACKS

**KC** — None  
**TB** — None

### FIELD GOALS

**KC** — C. Santos(22)  
**TB** — R. Aguayo(31) (22) (41) (36)



## GAME 11

### Chiefs 30, Broncos 27

November 28, 2016 • Sports Authority Field at Mile High • 76,819



**Kansas City Chiefs ..... 0 9 7 8 6 — 30**

**Denver Broncos ..... 0 3 7 14 3 — 27**

**KC** — R.Okung tackled in end zone for a Safety  
**KC** — T.Hill 86 yd. kickoff return (C.Santos kick) (0-0, 0:12)  
**DEN** — B.McManus 33 yd. Field Goal (10-60, 4:17)  
**DEN** — J.Taylor 6 yd. pass from T.Siemian (B.McManus kick) (12-63, 5:20)  
**KC** — T.Hill 3 yd. run (C.Santos kick) (12-75, 7:07)  
**DEN** — E.Sanders 35 yd. pass from T.Siemian (B.McManus kick) (4-88, 1:37)  
**DEN** — B.Fowler 76 yd. pass from T.Siemian (B.McManus kick) (6-96, 2:37)  
**KC** — T.Hill 3 yd. pass from A.Smith (A.Smith-D.Harris pass) (13-75, 2:48)  
**DEN** — B.McManus 44 yd. Field Goal (11-49, 6:09)  
**KC** — C.Santos 37 yd. Field Goal (10-46, 4:32)  
**KC** — C.Santos 34 yd. Field Goal (4-32, 1:01)

Team Statistics	Chiefs	Broncos
First Downs .....	23	21
Total Net Yards .....	273	464
Rushes/Net Yards .....	26/83	38/124
Net Passing .....	190	340
Pass Attempts/Completions .....	44/26	34/20
Had Intercepted .....	0	0
Sacked/Yards Lost .....	6/30	5/28
Punts/Average .....	9/47.9	6/45.2
Penalties/Yards .....	9/71	15/97
Fumbles/Lost .....	0/0	3/1
Possession Time .....	37:39	37:19

#### RUSHING

**KC** — S. Ware 17-64; C. West 3-8; K. Davis 3-6; T. Hill 1-3, TD; A. Smith 2-2  
**DEN** — D. Booker 24-79; T. Siemian 5-23; K. Bibbs 9-22

#### RECEIVING

**KC** — T. Kelce 8-101; T. Hill 9-52, TD; S. Ware 2-32; C. Conley 3-26; A. Wilson 2-6; D. Thomas 1-4; J. O'Shaughnessy 1-(-1)  
**DEN** — E. Sanders 7-162, TD; B. Fowler 1-76, TD; D. Thomas 5-60; A. Derby 4-43; D. Booker 1-22; J. Taylor 1-6, TD; A. Janovich 1-(-1)

#### PASSING

**KC** — A. Smith 44-26-220, TD, 0 INT  
**DEN** — T. Siemian 34-20-368, 3 TDs, 0 INT

#### INTERCEPTIONS

**KC** — None  
**DEN** — None

#### SACKS

**KC** — J. Houston 3.0; T. Hali 1.0; K. Reyes 1.0  
**DEN** — V. Miller 3.0; S. Ray 1.0; D. Ware 1.0; D. Wolfe 1.0

#### FIELD GOALS

**KC** — C. Santos(37) (34)  
**DEN** — B. McManus(33) (44) 62SH



## GAME 12

### Chiefs 29, Falcons 28

December 4, 2016 • Georgia Dome • 69,879



**Kansas City Chiefs ..... 6 14 7 2 — 29**

**Atlanta Falcons ..... 10 6 0 12 — 28**

**ATL** — D.Freeman 1 yd. run (M.Bryant kick) (10-81, 4:58)  
**KC** — S.Ware 3 yd. run (kick blocked) (4-72, 2:02)  
**ATL** — M.Bryant 22 yd. Field Goal (5-71, 2:49)  
**ATL** — M.Bryant 22 yd. Field Goal (11-53, 4:26)  
**KC** — S.Ware 3 yd. pass from A.Smith (C.Santos kick) (11-92, 6:20)  
**KC** — E.Berry 37 yd. interception return (C.Santos kick)  
**ATL** — M.Bryant 59 yd. Field Goal (5-33, 0:37)  
**KC** — A.Wilson 55 yd. run (C.Santos kick) (4-64, 2:08)  
**ATL** — D.Freeman 1 yd. run (pass failed) (11-80, 6:12)  
**ATL** — A.Robinson 5 yd. pass from M.Ryan (10-80, 4:53)  
**KC** — E.Berry defensive two point conversion

Team Statistics	Chiefs	Falcons
First Downs .....	17	32
Total Net Yards .....	389	418
Rushes/Net Yards .....	22/123	30/128
Net Passing .....	266	290
Pass Attempts/Completions .....	25/21	34/22
Had Intercepted .....	0	1
Sacked/Yards Lost .....	1/4	2/7
Punts/Average .....	3/50.0	1/46.0
Penalties/Yards .....	13/128	5/30
Fumbles/Lost .....	1/1	0/0
Possession Time .....	28:08	31:52

#### RUSHING

**KC** — A. Wilson 1-55, TD; S. Ware 14-29, TD; D. Thomas 1-23; T. Hill 2-19; C. West 1-(-0); A. Smith 3-(-3)  
**ATL** — D. Freeman 15-56, 2 TDs; T. Coleman 12-49; M. Ryan 3-23

#### RECEIVING

**KC** — T. Kelce 8-140; T. Hill 5-53; A. Wilson 4-48; S. Ware 3-23, TD; D. Harris 1-6  
**ATL** — J. Jones 7-113; D. Freeman 4-49; T. Gabriel 5-44; L. Toilolo 1-42; M. Sanu 2-26; A. Robinson 2-18, TD; J. Hardy 1-5

#### PASSING

**KC** — A. Smith 25-21-270, TD, 0 INT  
**ATL** — M. Ryan 34-22-297, TD, 1 INT

#### INTERCEPTIONS

**KC** — E. Berry 1  
**ATL** — None

#### SACKS

**KC** — T. Hali 1.0; J. Houston 1.0  
**ATL** — V. Beasley 1.0

#### FIELD GOALS

**KC** — None  
**ATL** — M. Bryant(22) (22) (59)



## GAME 13

### Chiefs 21, Raiders 13

December 9, 2016 • Arrowhead Stadium • 75,191



**Oakland Raiders ..... 3 7 3 0 — 13**

**Kansas City Chiefs ..... 0 21 0 0 — 21**

**OAK** — S.Janikowski 44 yd. Field Goal (7-12, 1:53)  
**KC** — T.Hill 36 yd. pass from A.Smith (C.Santos kick) (5-70, 1:38)  
**KC** — C.West 3 yd. run (C.Santos kick) (7-78, 4:56)  
**KC** — T.Hill 78 yd. punt return (C.Santos kick)  
**OAK** — L.Murray 1 yd. run (S.Janikowski kick) (14-92, 6:11)  
**OAK** — S.Janikowski 33 yd. Field Goal (4-4, 0:57)

Team Statistics	Raiders	Chiefs
First Downs .....	18	14
Total Net Yards .....	244	323
Rushes/Net Yards .....	31/135	27/65
Net Passing .....	109	258
Pass Attempts/Completions .....	41/17	26/17
Had Intercepted .....	0	1
Sacked/Yards Lost .....	1/8	1/6
Punts/Average .....	8/43.5	5/33.6
Penalties/Yards .....	10/82	9/73
Fumbles/Lost .....	1/0	2/2
Possession Time .....	31:45	28:15

#### RUSHING

**KC** — S. Ware 20-56; C. West 2-4, TD; A. Smith 4-3; T. Hill 1-2  
**OAK** — L. Murray 22-103, TD; J. Richard 6-29; D. Carr 2-3; M. King 1-(0)

#### RECEIVING

**KC** — T. Kelce 5-101; C. Conley 2-70; T. Hill 6-66, TD; J. Maclin 1-16; S. Ware 1-7; A. Smith 1-3; D. Thomas 1-1  
**OAK** — A. Cooper 5-29; M. Rivera 3-26; M. Crabtree 4-21; C. Walford 2-21; S. Roberts 2-12; J. Olawale 1-8

#### PASSING

**KC** — A. Smith 26-17-264, TD, 1 INT  
**OAK** — D. Carr 41-17-117, 0 TDs, 0 INT

#### INTERCEPTIONS

**KC** — None  
**OAK** — T. Carrie 1

#### SACKS

**KC** — R. Nunez-Roches 1.0  
**OAK** — K. Mack 1.0

#### FIELD GOALS

**KC** — None  
**OAK** — S. Janikowski(44) (33)



## GAME 14

### Titans 19, Chiefs 17

December 18, 2016 • Arrowhead Stadium • 68,084



**Tennessee Titans ..... 0 7 0 12 — 19**

**Kansas City Chiefs ..... 14 3 0 0 — 17**

**KC** — T.Hill 68 yd. run (C.Santos kick) (2-74, 0:51)  
**KC** — A.Smith 10 yd. run (C.Santos kick) (4-53, 2:20)  
**TEN** — D.Henry 4 yd. run (R.Succop kick) (6-87, 3:33)  
**KC** — C.Santos 34 yd. Field Goal (8-29, 1:29)  
**TEN** — R.Succop 39 yd. Field Goal (11-51, 3:26)  
**TEN** — D.Henry 1 yd. run (pass failed) (12-88, 4:42)  
**TEN** — R.Succop 53 yd. Field Goal (6-40, 1:07)

Team Statistics	Titans	Chiefs
First Downs .....	21	13
Total Net Yards .....	389	316
Rushes/Net Yards .....	29/148	28/157
Net Passing .....	241	159
Pass Attempts/Completions .....	33/19	28/15
Had Intercepted .....	1	1
Sacked/Yards Lost .....	1/0	1/4
Punts/Average .....	4/35.5	6/45.5
Penalties/Yards .....	2/25	5/40
Fumbles/Lost .....	2/2	2/0
Possession Time .....	30:35	29:25

#### RUSHING

**KC** — S. Ware 18-69; T. Hill 1-68, TD; A. Smith 4-11, TD; C. West 4-5; D. Thomas 1-4  
**TEN** — D. Murray 18-89; D. Henry 9-58, 2 TDs; J. Fowler 1-3; M. Mariota 1-(-2)

#### RECEIVING

**KC** — J. Maclin 6-82; T. Kelce 3-41; S. Ware 3-25; C. Conley 2-11; D. Thomas 1-4  
**TEN** — R. Matthews 4-105; D. Walker 6-55; D. Murray 5-52; K. Wright 2-19; T. Sharpe 2-10

#### PASSING

**KC** — A. Smith 28-15-163, 0 TDs, 1 INT  
**TEN** — M. Mariota 33-19-241, 0 TDs, 1 INT

#### INTERCEPTIONS

**KC** — R. Parker 1  
**TEN** — L. Sims 1

#### SACKS

**KC** — D. Poe 1.0  
**TEN** — D. Jones 0.5; B. Orakpo 0.5

#### FIELD GOALS

**KC** — C. Santos(34)  
**TEN** — R. Succop(39) (53)





## GAME 15 Chiefs 33, Broncos 10

December 26, 2016 • Arrowhead Stadium • 76,671



**Denver Broncos** ..... 7 3 0 0 — 10

**Kansas City Chiefs** ..... 21 0 0 12 — 33

**KC** — A.Smith 10 yd. run (C.Santos kick) (7-77, 3:51)  
**KC** — T.Hill 70 yd. run (C.Santos kick) (4-81, 2:12)  
**DEN** — J.Forsett 1 yd. run (B.McManus kick) (2-6, 0:41)  
**KC** — T.Kelce 80 yd. pass from A.Smith (C.Santos kick) (2-84, 1:01)  
**DEN** — B.McManus 52 yd. Field Goal (6-37, 1:47)  
**KC** — C.Santos 27 yd. Field Goal (11-53, 5:59)  
**KC** — C.Santos 39 yd. Field Goal (6-15, 2:58)  
**KC** — D.Harris 2 yd. pass from D.Poe (kick failed, wl) (10-43, 4:31)

Team Statistics	Broncos	Chiefs
First Downs .....	14	23
Total Net Yards .....	246	484
Rushes/Net Yards .....	14/63	37/238
Net Passing .....	183	246
Pass Attempts/Completions .....	43/17	37/26
Had Intercepted .....	1	1
Sacked/Yards Lost .....	0/0	0/0
Punts/Average .....	7/46.6	4/41.0
Penalties/Yards .....	9/70	8/65
Fumbles/Lost .....	3/2	2/0
Possession Time .....	21:59	38:01

### RUSHING

**KC** — T. Hill 6-95, TD; S. Ware 13-62; A. Smith 4-46, TD; C. West 14-35

**DEN** — D. Booker 5-27; J. Thompson 3-19; J. Forsett 5-11, TD; B. McManus 1-6

### RECEIVING

**KC** — T. Kelce 11-160, TD; D. Harris 6-37, TD; S. Ware 2-20; C. Conley 2-14; J. Maclin 3-9; C. West 1-3; A. Wilson 1-3

**DEN** — D. Booker 6-44; J. Heuerman 3-32; E. Sanders 1-26; J. Taylor 1-26; D. Thomas 3-20; J. Norwood 1-17; H. Krieger Coble 1-13; B. Fowler 1-5

### PASSING

**KC** — A. Smith 36-25-244, TD, 1 INT; D. Poe 1-1-2, TD, 0 INT

**DEN** — T. Siemian 43-17-183, 0 TDs, 1 INT

### INTERCEPTIONS

**KC** — E. Berry 1

**DEN** — J. Simmons 1

### SACKS

**KC** — None

**DEN** — None

### FIELD GOALS

**KC** — C. Santos 39WL (27) (39)

**DEN** — B. McManus (52)



## GAME 16 Chiefs 37, Chargers 27

January 1, 2017 • Qualcomm Stadium • 54,915



**Kansas City Chiefs** ..... 3 17 14 3 — 37

**San Diego Chargers** ..... 3 7 7 10 — 27

**SD** — J.Lambo 35 yd. Field Goal (10-55, 4:44)  
**KC** — C.Santos 35 yd. Field Goal (10-53, 4:56)  
**SD** — A.Gates 2 yd. pass from P.Rivers (J.Lambo kick) (11-76, 5:31)  
**KC** — A.Smith 5 yd. run (C.Santos kick) (4-75, 1:56)  
**KC** — C.West 4 yd. pass from A.Smith (C.Santos kick) (9-34, 4:26)  
**KC** — C.Santos 25 yd. Field Goal (8-73, 1:10)  
**SD** — J.Addae 90 yd. interception return (J.Lambo kick)  
**KC** — C.West 2 yd. pass from A.Smith (C.Santos kick) (12-60, 6:35)  
**KC** — T.Hill 95 yd. punt return (C.Santos kick)  
**SD** — J.Lambo 29 yd. Field Goal (14-64, 5:40)  
**KC** — C.Santos 37 yd. Field Goal (10-31, 5:48)  
**SD** — H.Henry 12 yd. pass from P.Rivers (J.Lambo kick) (10-89, 2:23)

Team Statistics	Chiefs	Chargers
First Downs .....	26	26
Total Net Yards .....	365	398
Rushes/Net Yards .....	31/103	26/129
Net Passing .....	262	269
Pass Attempts/Completions .....	28/21	38/22
Had Intercepted .....	1	2
Sacked/Yards Lost .....	1/2	0/0
Punts/Average .....	1/44.0	1/49.0
Penalties/Yards .....	4/19	10/50
Fumbles/Lost .....	0/0	0/0
Possession Time .....	30:48	29:12

### RUSHING

**KC** — C. West 16-58; A. Smith 6-21, TD; T. Hill 3-15; K. Davis 6-9

**SD** — A. Williams 18-87; R. Hillman 7-41; P. Rivers 1-1

### RECEIVING

**KC** — C. West 5-58, 2 TDs; C. Conley 4-55; J. Maclin 4-53; T. Hill 5-46; A. Wilson 1-42; T. Kelce 1-8; A. Sherman 1-2

**SD** — T. Williams 6-70; A. Gates 5-55, TD; D. Inman 4-51; R. Hillman 3-50; H. Henry 4-43, TD

### PASSING

**KC** — A. Smith 28-21-264, 2 TDs, 1 INT

**SD** — P. Rivers 38-22-269, 2 TDs, 2 INT

### INTERCEPTIONS

**KC** — M. Peters 1; D. Sorensen 1

**SD** — J. Addae 1

### SACKS

**KC** — None

**SD** — J. Bosa 1.0

### FIELD GOALS

**KC** — C. Santos (35) (25) (37)

**SD** — J. Lambo (35) (29)



# AFC DIVISIONAL PLAYOFF GAME 1

## Steelers 18, Chiefs 16



January 15, 2017 • Arrowhead Stadium • 75,678

**Pittsburgh Steelers ..... 6 6 3 3 — 18**

**Kansas City Chiefs ..... 7 0 3 6 — 16**

**PIT** — C.Boswell 22 yd. Field Goal (11-66, 5:22)  
**KC** — A.Wilson 5 yd. pass from A.Smith (C.Santos kick) (6-55, 3:29)  
**PIT** — C.Boswell 38 yd. Field Goal (7-55, 2:18)  
**PIT** — C.Boswell 36 yd. Field Goal (14-53, 6:30)  
**PIT** — C.Boswell 45 yd. Field Goal (9-28, 4:08)  
**PIT** — C.Boswell 43 yd. Field Goal (7-49, 3:42)  
**KC** — C.Santos 48 yd. Field Goal (7-16, 2:50)  
**PIT** — C.Boswell 43 yd. Field Goal (10-45, 5:21)  
**KC** — S.Ware 1 yd. run (pass failed) (13-75, 7:06)

Team Statistics	Steelers	Chiefs
First Downs .....	20	16
Total Net Yards .....	389	227
Rushes/Net Yards .....	34/171	14/61
Net Passing .....	218	166
Pass Attempts/Completions .....	31/20	34/20
Had Intercepted .....	1	1
Sacked/Yards Lost .....	1/6	1/6
Punts/Average .....	1/35.0	4/45.8
Penalties/Yards .....	4/53	6/60
Fumbles/Lost .....	0/0	1/1
Possession Time .....	34:13	25:47

### RUSHING

**KC** — S. Ware 8-35, TD; T. Hill 3-18; A. Smith 2-9; C. West 1-(-1)

**PIT** — L. Bell 30-170; B. Roethlisberger 4-1

### RECEIVING

**KC** — T. Kelce 5-77; J. Maclin 2-28; T. Hill 4-27; C. Conley 2-19; C. West 2-14; A. Wilson 2-3, TD; A. Sherman 1-3; S. Ware 2-1

**PIT** — A. Brown 6-108; J. James 5-83; E. Rogers 5-27; D. Ayers 1-6; C. Hamilton 1-4; L. Bell 2-(-4)

### PASSING

**KC** — A. Smith 34-20-172, TD, 1 INT

**PIT** — B. Roethlisberger 31-20-224, 0 TDs, 1 INT

### INTERCEPTIONS

**KC** — E. Berry 1

**PIT** — R. Shazier 1

### SACKS

**KC** — D. Ford 0.5; J. Jenkins 0.5

**PIT** — J. Harrison 1.0

### FIELD GOALS

**KC** — C. Santos(48)

**PIT** — C. Boswell(22) (38) (36) (45) (43) (43)



# **CHIEFS**

***ROSTER, DEPTH & TRANSACTIONS***

**THIS IS CHIEFS KINGDOM**



# 2017 KANSAS CITY CHIEFS NUMERICAL ROSTER

(As of September 2, 2017)

NO.	NAME	POS.	HT.	WT.	AGE	EXP.	COLLEGE	HOW ACQ.	HOMETOWN
2	Dustin Colquitt	P	6-3	210	35	13	Tennessee	D3-05	Knoxville, Tenn.
5	Cairo Santos	K	5-8	160	25	4	Tulane	CFA-14	St. Augustine, Fla.
9	Tyler Bray	QB	6-6	215	25	5	Tennessee	CFA-13	Kingsburg, Calif.
10	Tyreek Hill	WR	5-10	185	23	2	West Alabama	D5b-16	Pearson, Ga.
11	Alex Smith	QB	6-4	217	33	13	Utah	T (SF)-13	La Mesa, Calif.
12	Albert Wilson	WR	5-9	200	25	4	Georgia State	CFA-14	Port St. Lucie, Fla.
13	De'Anthony Thomas	WR	5-8	176	24	4	Oregon	D4-14	Los Angeles, Calif.
14	Demarcus Robinson	WR	6-1	203	22	2	Florida	D4c-16	Fort Valley, Ga.
15	Patrick Mahomes	QB	6-3	230	21	R	Texas Tech	D1-17	Tyler, Texas
17	Chris Conley	WR	6-3	205	24	3	Georgia	D3a-15	Dallas, Ga.
20	Steven Nelson	CB	5-11	194	23	3	Oregon State	D3b-15	Warner Robins, Ga.
21	Eric Murray	DB	5-11	199	23	2	Minnesota	D4b-16	Milwaukee, Wis.
22	Marcus Peters	CB	6-0	197	24	3	Washington	D1-15	Oakland, Calif.
23	Phillip Gaines	CB	6-0	193	26	4	Rice	D3-14	Converse, Texas
24	D.J. White	CB	5-11	193	23	2	Georgia Tech	D6a-16	Atlanta, Ga.
25	Kenneth Acker	CB	6-0	195	25	4	SMU	T(SF)-16	Portland, Ore.
27	Kareem Hunt	RB	5-11	216	22	R	Toledo	D3-17	Willoughby, Ohio
29	Eric Berry	S	6-0	212	28	8	Tennessee	D1-10	Fairburn, Ga.
35	Charcandrick West	RB	5-10	205	26	4	Abilene Christian	CFA-14	Springhill, La.
38	Ron Parker	DB	6-0	206	30	7	Newberry	W (SEA)-13	St. Helena Island, S.C.
39	Terrance Mitchell	CB	5-11	190	25	4	Oregon	FA-16	Sacramento, Calif.
41	James Winchester	LS	6-3	240	28	3	Oklahoma	FA-15	Washington, Okla.
42	Anthony Sherman	FB	5-10	242	28	7	Connecticut	T (ARI)-13	North Attleborough, Mass.
45	Ukeme Eligwe	LB	6-2	239	23	R	Georgia Southern	D5-17	Stone Mountain, Ga.
48	Terrance Smith	LB	6-2	235	24	2	Florida State	CFA-16	Decatur, Ga.
49	Daniel Sorensen	S	6-2	208	27	4	BYU	CFA-14	Colton, Calif.
50	Justin Houston	LB	6-3	258	28	7	Georgia	D3-11	Statesboro, Ga.
51	Frank Zombo	LB	6-3	254	30	8	Central Michigan	UFA-13	Sterling Heights, Mich.
53	Ramik Wilson	LB	6-2	237	25	3	Georgia	D4-15	Tampa, Fla.
55	Dee Ford	LB	6-2	252	26	4	Auburn	D1-14	Odenville, Ala.
56	Derrick Johnson	LB	6-3	242	34	13	Texas	D1-05	Waco, Texas
57	Kevin Pierre-Louis	LB	6-0	230	25	4	Boston College	T(SEA)-17	Norwalk, Connecticut
59	Reggie Ragland	LB	6-2	252	23	1	Alabama	T (BUF)-17	Madison, Ala.
61	Mitch Morse	C	6-6	305	25	3	Missouri	D2-15	Austin, Texas
65	Jordan Devey	G	6-6	320	29	4	Memphis	W (SF)-16	American Fork, Utah
70	Bryan Witzmann	T	6-7	320	27	3	South Dakota State	W (DAL)-16	Houlton, Wis.
71	Mitchell Schwartz	T	6-5	320	28	6	California	UFA-16	Pacific Palisades, Calif.
72	Eric Fisher	T	6-7	315	26	5	Central Michigan	D1-13	Rochester, Mich.
73	Zach Fulton	OL	6-5	316	25	4	Tennessee	D6a-14	Homewood, Ill.
75	Cameron Erving	OL	6-5	313	25	3	Florida State	T (CLE)-17	Moultrie, Ga.
76	Laurent Duvernay-Tardif	G	6-5	321	26	4	McGill	D6b-14	Montreal, Quebec
79	Parker Ehinger	OL	6-6	310	24	2	Cincinnati	D4a-16	Rockford, Mich.
80	Jehu Chesson	WR	6-2	204	23	R	Michigan	D4-17	St. Louis, Mo.
84	Demetrius Harris	TE	6-7	230	26	4	UW-Milwaukee	CFA-13	Little Rock, Ark.
87	Travis Kelce	TE	6-5	260	27	5	Cincinnati	D3a-13	Cleveland Heights, Ohio
88	Ross Travis	TE	6-7	235	24	2	Penn State	CFA-15	Chaska, Minn.
92	Tanoh Kpassagnon	LB	6-7	289	23	R	Villanova	D2-17	Kalamazoo, Mich.
94	Jarvis Jenkins	DL	6-4	300	29	6	Clemson	UFA-17	Clemson, S.C.
95	Chris Jones	DL	6-6	310	23	2	Mississippi State	D2-16	Houston, Miss.
96	Bennie Logan	DT	6-2	315	27	5	LSU	UFA-17	Shreveport, La.
97	Allen Bailey	DL	6-3	288	28	7	Miami (Fla.)	D3b-11	Sapelo Island, Ga.
98	Roy Miller	DT	6-1	301	30	9	Texas	FA-17	Fort Lewis, Wash.
99	Rakeem Nunez-Roches	DL	6-2	307	24	3	Southern Miss	D6-15	Dangriga, Belize
<b>Reserve/Injured</b>									
32	Spencer Ware	RB	5-10	229	25	4	LSU	FA-14	Eunice, La.
6	Ashton Lampkin	CB	6-0	189	23	R	Oklahoma State	CFA-17	Fort Worth, Texas
<b>Reserve/Physically Unable to perform</b>									
91	Tamba Hali	LB	6-3	275	33	12	Penn State	D1-06	Teaneck, N.J.
52	Dadi Nicolas	LB	6-3	235	24	2	Virginia Tech	D6b-16	Port-au-Prince, Haiti

**HEAD COACH:** Andy Reid

**OFFENSE:** Brad Childress (Asst. Head Coach); Matt Nagy (Offensive Coordinator); Eric Bieniemy (Running Backs); Joe Bleymaier (Offensive Quality Control); Andy Heck (Offensive Line); Mike Kafka (Offensive Quality Control); Greg Lewis (Wide Receivers); Corey Matthaui (Asst. Quarterbacks); Tom Melvin (Tight Ends).

**DEFENSE:** Bob Sutton (Defensive Coordinator); Terry Bradden (Defensive Asst.); Mark DeLeone (Asst. Linebackers); Gary Gibbs (Linebackers); Al Harris (Secondary/Cornerbacks); Britt Reid (Defensive Line); Mike Smith (Asst. Defensive Line); Emmitt Thomas (Defensive Backs).

**SPECIALISTS:** Dave Toub (Special Teams Coordinator); Rod Wilson (Asst. Special Teams Coach).

**MISCELLANEOUS:** Tommy Brasher (Special Projects); Barry Rubin (Head Strength & Conditioning); Travis Crittenden (Asst. Strength & Conditioning); Ryan Reynolds (Asst. Strength & Conditioning); Devin Woodhouse (Asst. Strength & Conditioning); Mike Frazier (Statistical Analysis Coordinator); Porter Ellett (Senior Asst. to Head Coach).

# 2017 KANSAS CITY CHIEFS ALPHABETICAL ROSTER

(As of September 2, 2017)

NO.	NAME	POS.	HT.	WT.	AGE	EXP.	COLLEGE	HOW ACQ.	HOMETOWN
25	Acker, Kenneth	CB	6-0	195	25	4	SMU	T (SF)-16	Portland, Ore.
97	Bailey, Allen	DL	6-3	288	28	7	Miami (Fla.)	D3b-11	Sapelo Island, Ga.
29	Berry, Eric	S	6-0	212	28	8	Tennessee	D1-10	Fairburn, Ga.
9	Bray, Tyler	QB	6-6	215	25	5	Tennessee	CFA-13	Kingsburg, Calif.
80	Chesson, Jehu	WR	6-2	204	23	R	Michigan	D4-17	St. Louis, Mo.
2	Colquitt, Dustin	P	6-3	210	35	13	Tennessee	D3-05	Knoxville, Tenn.
17	Conley, Chris	WR	6-3	205	24	3	Georgia	D3a-15	Dallas, Ga.
65	Devey, Jordan	G	6-6	320	29	4	Memphis	W (SF)-16	American Fork, Utah
76	Duvernay-Tardif, Laurent	G	6-5	321	26	4	McGill	D6b-14	Montreal, Quebec
79	Ehinger, Parker	OL	6-6	310	24	2	Cincinnati	D4a-16	Rockford, Mich.
45	Eligwe, Ukeme	LB	6-2	239	23	R	Georgia Southern	D5-17	Stone Mountain, Ga.
75	Erving, Cameron	OL	6-5	313	25	3	Florida State	T (CLE)-17	Moultrie, Ga.
72	Fisher, Eric	T	6-7	315	26	5	Central Michigan	D1-13	Rochester, Mich.
55	Ford, Dee	LB	6-2	252	26	4	Auburn	D1-14	Odenville, Ala.
73	Fulton, Zach	OL	6-5	316	25	4	Tennessee	D6a-14	Homewood, Ill.
23	Gaines, Phillip	CB	6-0	193	26	4	Rice	D3-14	Converse, Texas
84	Harris, Demetrius	TE	6-7	230	26	4	UW-Milwaukee	CFA-13	Little Rock, Ark.
10	Hill, Tyreek	WR	5-10	185	23	2	West Alabama	D5b-16	Pearson, Ga.
50	Houston, Justin	LB	6-3	258	28	7	Georgia	D3-11	Statesboro, Ga.
27	Hunt, Kareem	RB	5-11	216	22	R	Toledo	D3-17	Willoughby, Ohio
94	Jenkins, Jarvis	DL	6-4	300	29	6	Clemson	UFA-17	Clemson, S.C.
56	Johnson, Derrick	LB	6-3	242	34	13	Texas	D1-05	Waco, Texas
95	Jones, Chris	DL	6-6	310	23	2	Mississippi State	D2-16	Houston, Miss.
87	Kelce, Travis	TE	6-5	260	27	5	Cincinnati	D3a-13	Cleveland Heights, Ohio
92	Kpassagnon, Tanoh	LB	6-7	289	23	R	Villanova	D2-17	Kalamazoo, Mich.
96	Logan, Bennie	DT	6-2	315	27	5	LSU	UFA-17	Shreveport, La.
15	Mahomes, Patrick	QB	6-3	230	21	R	Texas Tech	D1-17	Tyler, Texas
98	Miller, Roy	DT	6-1	301	30	9	Texas	FA-17	Fort Lewis, Wash.
39	Mitchell, Terrance	CB	5-11	190	25	4	Oregon	FA-16	Sacramento, Calif.
61	Morse, Mitch	C	6-6	305	25	3	Missouri	D2-15	Austin, Texas
21	Murray, Eric	DB	5-11	199	23	2	Minnesota	D4b-16	Milwaukee, Wis.
20	Nelson, Steven	CB	5-11	194	23	3	Oregon State	D3b-15	Warner Robins, Ga.
99	Nunez-Roches, Rakeem	DL	6-2	307	24	3	Southern Miss	D6-15	Dangriga, Belize
38	Parker, Ron	DB	6-0	206	30	7	Newberry	W (SEA)-13	St. Helena Island, S.C.
22	Peters, Marcus	CB	6-0	197	24	3	Washington	D1-15	Oakland, Calif.
57	Pierre-Louis, Kevin	LB	6-0	230	25	4	Boston College	T (SEA)-17	Norwalk, Conn.
59	Ragland, Reggie	LB	6-2	252	23	1	Alabama	T (BUF)-17	Madison, Ala.
14	Robinson, Demarcus	WR	6-1	203	22	2	Florida	D4c-16	Fort Valley, Ga.
5	Santos, Cairo	K	5-8	160	25	4	Tulane	CFA-14	St. Augustine, Fla.
71	Schwartz, Mitchell	T	6-5	320	28	6	California	UFA-16	Pacific Palisades, Calif.
42	Sherman, Anthony	FB	5-10	242	28	7	Connecticut	T (ARI)-13	North Attleborough, Mass.
11	Smith, Alex	QB	6-4	217	33	13	Utah	T (SF)-13	La Mesa, Calif.
48	Smith, Terrance	LB	6-2	235	24	2	Florida State	CFA-16	Decatur, Ga.
49	Sorensen, Daniel	S	6-2	208	27	4	BYU	CFA-14	Colton, Calif.
13	Thomas, De'Anthony	WR	5-8	176	24	4	Oregon	D4-14	Los Angeles, Calif.
88	Travis, Ross	TE	6-7	235	24	2	Penn State	CFA-15	Chaska, Minn.
35	West, Charcandrick	RB	5-10	205	26	4	Abilene Christian	CFA-14	Springhill, La.
24	White, D.J.	CB	5-11	193	23	2	Georgia Tech	D6a-16	Atlanta, Ga.
12	Wilson, Albert	WR	5-9	200	25	4	Georgia State	CFA-14	Port St. Lucie, Fla.
53	Wilson, Ramik	LB	6-2	237	25	3	Georgia	D4-15	Tampa, Fla.
41	Winchester, James	LS	6-3	240	28	3	Oklahoma	FA-15	Washington, Okla.
70	Witzmann, Bryan	T	6-7	320	27	3	South Dakota State	W (DAL)-16	Houlton, Wis.
51	Zombo, Frank	LB	6-3	254	30	8	Central Michigan	UFA-13	Sterling Heights, Mich.
<b>Injured Reserve</b>									
32	Ware, Spencer	RB	5-10	229	25	4	LSU	FA-14	Eunice, La.
6	Lampkin, Ashton	CB	6-0	189	23	R	Oklahoma State	CFA-17	Fort Worth, Texas
<b>Reserved/Physically Unable to perform</b>									
91	Hali, Tamba	LB	6-3	275	33	12	Penn State	D1-06	Teaneck, N.J.
52	Nicolas, Dadi	LB	6-3	235	24	2	Virginia Tech	D6b-16	Port-au-Prince, Haiti

**HEAD COACH:** Andy Reid

**OFFENSE:** Brad Childress (Asst. Head Coach); Matt Nagy (Offensive Coordinator); Eric Bieniemy (Running Backs); Joe Bleymaier (Offensive Quality Control); Andy Heck (Offensive Line); Mike Kafka (Offensive Quality Control); Greg Lewis (Wide Receivers); Corey Mattheaei (Asst. Quarterbacks); Tom Melvin (Tight Ends).

**DEFENSE:** Bob Sutton (Defensive Coordinator); Terry Bradden (Defensive Asst.); Mark DeLeone (Asst. Linebackers); Gary Gibbs (Linebackers); Al Harris (Secondary/Cornerbacks); Britt Reid (Defensive Line); Mike Smith (Asst. Defensive Line); Emmitt Thomas (Defensive Backs).

**SPECIALISTS:** Dave Toub (Special Teams Coordinator); Rod Wilson (Asst. Special Teams Coach).

**MISCELLANEOUS:** Tommy Brasher (Special Projects); Barry Rubin (Head Strength & Conditioning); Travis Crittenden (Asst. Strength & Conditioning); Ryan Reynolds (Asst. Strength & Conditioning); Devin Woodhouse (Asst. Strength & Conditioning); Mike Frazier (Statistical Analysis Coordinator); Porter Ellett (Senior Asst. to Head Coach).

# 2017 KANSAS CITY CHIEFS POSITION-BY-POSITION 53-MAN ROSTER

(As of September 2, 2017)

## QUARTERBACKS (3)

NO.	NAME	POS.	HT.	WT.	AGE	EXP.	COLLEGE	HOMETOWN	HOW ACQ.
9	Bray, Tyler	QB	6-6	215	25	5	Tennessee	Kingsburg, Calif	CFA-13
15	Mahomes, Patrick	QB	6-3	230	21	R	Texas Tech	Tyler, Texas	D1-17
11	Smith, Alex	QB	6-4	217	33	13	Utah	La Mesa, Calif.	T (SF)-13

## RUNNING BACKS (3)

NO.	NAME	POS.	HT.	WT.	AGE	EXP.	COLLEGE	HOMETOWN	HOW ACQ.
27	Hunt, Kareem	RB	5-11	216	22	R	Toledo	Willoughby, Ohio	D3-17
42	Sherman, Anthony	FB	5-10	242	28	7	Connecticut	North Attleborough, Mass.	T (ARI)-13
35	West, Charcandrick	RB	5-10	205	26	4	Abilene Christian	Springhill, La.	CFA-14

## WIDE RECEIVERS (6)

NO.	NAME	POS.	HT.	WT.	AGE	EXP.	COLLEGE	HOMETOWN	HOW ACQ.
80	Chesson, Jehu	WR	6-2	204	23	R	Michigan	St. Louis, Mo.	D4-17
17	Conley, Chris	WR	6-3	205	24	3	Georgia	Dallas, Ga.	D3a-15
10	Hill, Tyreek	WR	5-10	185	23	2	West Alabama	Pearson, Ga.	D5b-16
14	Robinson, Demarcus	WR	6-1	203	22	2	Florida	Fort Valley, Ga.	D4c-16
13	Thomas, De'Anthony	WR	5-8	176	24	4	Oregon	Los Angeles, Calif.	D4-14
12	Wilson, Albert	WR	5-9	200	25	4	Georgia State	Port St. Lucie, Fla.	CFA-14

## TIGHT ENDS (3)

NO.	NAME	POS.	HT.	WT.	AGE	EXP.	COLLEGE	HOMETOWN	HOW ACQ.
84	Harris, Demetrius	TE	6-7	230	26	4	UW-Milwaukee	Little Rock, Ark.	CFA-13
87	Kelce, Travis	TE	6-5	260	26	5	Cincinnati	Cleveland Heights, Ohio	D3a-13
88	Travis, Ross	TE	6-7	235	24	2	Penn State	Chaska, Minn	CFA-15

## OFFENSIVE LINE (9)

NO.	NAME	POS.	HT.	WT.	AGE	EXP.	COLLEGE	HOMETOWN	HOW ACQ.
65	Devey, Jordan	G	6-6	320	29	4	Memphis	American Fork, Utah	W (SF)-16
76	Duvernay-Tardif, Laurent	G	6-5	321	26	4	McGill	Montreal, Quebec	D6b-14
79	Ehinger, Parker	OL	6-6	310	24	2	Cincinnati	Rockford, Mich.	D4a-16
75	Erving, Cameron	OL	6-5	313	25	3	Florida State	Moultrie, Ga.	T (CLE)-17
72	Fisher, Eric	T	6-7	315	26	5	Central Michigan	Rochester, Mich.	D1-13
73	Fulton, Zach	OL	6-5	316	25	4	Tennessee	Homewood, Ill.	D6a-14
61	Morse, Mitch	C	6-6	305	25	3	Missouri	Austin, Texas	D2-15
71	Schwartz, Mitchell	T	6-5	320	28	6	California	Pacific Palisades, Calif.	UFA-16
70	Witzmann, Bryan	T	6-7	320	27	3	South Dakota State	Houlton, Wis.	W (DAL)-16

## DEFENSIVE LINE (6)

NO.	NAME	POS.	HT.	WT.	AGE	EXP.	COLLEGE	HOMETOWN	HOW ACQ.
97	Bailey, Allen	DL	6-3	288	28	7	Miami (Fla.)	Sapelo Island, Ga.	D3b-11
94	Jenkins, Jarvis	DL	6-4	300	29	6	Clemson	Clemson, S.C.	UFA-17
95	Jones, Chris	DL	6-6	310	23	2	Mississippi State	Houston, Miss.	D2-16
96	Logan, Bennie	DT	6-2	315	27	5	LSU	Shreveport, La.	UFA-17
98	Miller, Roy	DT	6-1	301	30	9	Texas	Fort Lewsi, Wash.	FA-17
99	Nunez-Roches, Rakeem	DL	6-2	307	24	3	Southern Miss	Dangriga, Belize	D6-15

## LINEBACKERS (10)

NO.	NAME	POS.	HT.	WT.	AGE	EXP.	COLLEGE	HOMETOWN	HOW ACQ.
45	Eligwe, Ukeme	LB	6-2	239	23	R	Georgia Southern	Stone Mountain, Ga.	D5-17
55	Ford, Dee	LB	6-2	252	26	4	Auburn	Odenville, Ala.	D1-14
50	Houston, Justin	LB	6-3	258	28	7	Georgia	Statesboro, Ga.	D3-11
56	Johnson, Derrick	LB	6-3	242	34	13	Texas	Waco, Texas	D1-05
92	Kpassagnon, Tanoh	DL	6-7	289	23	R	Villanova	Kalamazoo, Mich.	D2-17
57	Pierre-Louis, Kevin	LB	6-0	230	25	4	Boston College	Norwalk, Conn.	T (SEA)-17
59	Ragland, Reggie	LB	6-2	252	23	1	Alabama	Madison, Ala.	T (BUF)-17
48	Smith, Terrance	LB	6-2	235	24	2	Florida State	Decatur, Ga.	CFA-16
53	Wilson, Ramik	LB	6-2	237	25	3	Georgia	Tampa, Fla.	D4-15
51	Zombo, Frank	LB	6-3	254	30	8	Central Michigan	Sterling Heights, Mich.	UFA-13

## DEFENSIVE BACKS (10)

NO.	NAME	POS.	HT.	WT.	AGE	EXP.	COLLEGE	HOMETOWN	HOW ACQ.
25	Acker, Kenneth	CB	6-0	195	25	4	SMU	Portland, Ore.	T (SF)-16
29	Berry, Eric	S	6-0	212	28	8	Tennessee	Fairburn, Ga.	D1-10
23	Gaines, Phillip	CB	6-0	193	26	4	Rice	Converse, Texas	D3-14
39	Mitchell, Terrance	CB	5-11	190	25	4	Oregon	Sacramento, Calif.	FA-16
21	Murray, Eric	DB	5-11	199	23	2	Minnesota	Milwaukee, Wis.	D4b-16
20	Nelson, Steven	CB	5-11	194	23	3	Oregon State	Warner Robins, Ga.	D3b-15
38	Parker, Ron	DB	6-0	206	30	7	Newberry	St. Helena Island, S.C.	W (SEA)-13
22	Peters, Marcus	CB	6-0	197	24	3	Washington	Oakland, Calif.	D1-15
49	Sorensen, Daniel	S	6-2	208	27	4	BYU	Colton, Calif.	CFA-14
24	White, D.J.	CB	5-11	193	23	2	Georgia Tech	Atlanta, Ga.	D6a-16

## SPECIALISTS (3)

NO.	NAME	POS.	HT.	WT.	AGE	EXP.	COLLEGE	HOMETOWN	HOW ACQ.
2	Colquitt, Dustin	P	6-3	210	35	13	Tennessee	Knoxville, Tenn.	D3-05
5	Santos, Cairo	K	5-8	160	25	4	Tulane	St. Augustine, Fla.	CFA-14
41	Winchester, James	LS	6-3	240	28	3	Oklahoma	Washingtown, Okla.	FA-15



# 2017 KANSAS CITY CHIEFS UNOFFICIAL DEPTH CHART

(As of September 2, 2017)

## OFFENSE

WR	10 Tyreek Hill	12 Albert Wilson	14 Demarcus Robinson
LT	72 Eric Fisher	75 Cameron Erving	
LG	70 Bryan Witzmann	79 Parker Ehinger	
C	61 Mitch Morse	65 Jordan Devey	
RG	76 Laurent Duvernay-Tardif	73 Zach Fulton	
RT	71 Mitchell Schwartz	75 Cameron Erving	
TE	87 Travis Kelce	84 Demetrius Harris	88 Ross Travis
WR	17 Chris Conley	13 De'Anthony Thomas	<u>80 Jehu Chesson</u>
QB	11 Alex Smith	<u>15 Patrick Mahomes</u>	9 Tyler Bray
RB	<u>27 Kareem Hunt</u>	35 Charcandrick West	
FB	42 Anthony Sherman		

## DEFENSE

LDE	95 Chris Jones	99 Rakeem Nunez-Roches	
NT	96 Bennie Logan	98 Roy Miller	
RDE	97 Allen Bailey	94 Jarvis Jenkins	
LOLB	50 Justin Houston	51 Frank Zombo	
LILB	56 Derrick Johnson	57 Kevin Pierre-Louis	48 Terrance Smith
RILB	53 Ramik Wilson	45 <u>Ukeme Eligwe</u>	59 Reggie Ragland
ROLB	55 Dee Ford	92 <u>Tanoh Kpassagnon</u>	
LCB	22 Marcus Peters	23 Phillip Gaines	24 D.J. White
RCB	20 Steven Nelson	39 Terrance Mitchell	25 Kenneth Acker
S	38 Ron Parker	21 Eric Murray	
S	29 Eric Berry	49 Daniel Sorensen	

## SPECIALISTS

P	2 Dustin Colquitt	5 Cairo Santos
K	5 Cairo Santos	2 Dustin Colquitt
KO	5 Cairo Santos	2 Dustin Colquitt
LS	41 James Winchester	
H	2 Dustin Colquitt	
PR	10 Tyreek Hill	13 De'Anthony Thomas
KR	13 De'Anthony Thomas	10 Tyreek Hill

## Rookies Underlined

Reads Left to Right, Top Line then Bottom

## PRONUNCIATION GUIDE

Charcandrick West	Char-can-drick
Jehu Chesson	Jay-YOU CHESS-en
Laurent (Larry) Duvernay-Tardif	Doo-ver-nay Tar-diff
Parker Ehinger	Anger
Rakeem Nunez-Roches	RA-keem NOON-yez RO-ches
Tanoh Kpassagnon	TAWN-o pass-N-yo
Travis Kelce	KEL-see
Ukeme Eligwe	ew-KIM-ay ee-LEEG-way
Kevin Pierre-Louis	Lewis

## HOW THE 2017 53-MAN CHIEFS ROSTER WAS BUILT

(As of September 2, 2017)

YEAR	DRAFT	FREE AGENTS	TRADE/WAIVERS
2005	LB Derrick Johnson (1) P Dustin Colquitt (3)		
2006			
2007			
2008			
2009			
2010	S Eric Berry (1)		
2011	LB Justin Houston (3a) DL Allen Bailey (3b)		
2012			
2013	T Eric Fisher (1) TE Travis Kelce (3a)	QB Tyler Bray (CFA) TE Demetrius Harris (CFA) LB Frank Zombo (UFA)	FB Anthony Sherman (T/ARI) QB Alex Smith (T/SF) DB Ron Parker (W/SEA)
2014	LB Dee Ford (1) CB Phillip Gaines (3) WR De'Anthony Thomas (4) G Zach Fulton (6a) G Laurent Duvernay-Tardif (6b)	K Cairo Santos (CFA) S Daniel Sorensen (CFA) RB Charcandrick West (FA) WR Albert Wilson (CFA)	
2015	CB Marcus Peters (1) C Mitch Morse (2) WR Chris Conley (3a) CB Steven Nelson (3b) LB Ramik Wilson (4) DL Rakeem Nunez-Roches (6a)	TE Ross Travis (CFA) LS James Winchester (FA)	
2016	DL Chris Jones (2) OL Parker Ehinger (4a) DB Eric Murray (4b) WR Demarcus Robinson (4c) WR Tyreek Hill (5b) DB D.J. White (6a)	CB Terrance Mitchell (FA) T Mitchell Schwartz (UFA) LB Terrance Smith (CFA)	CB Kenneth Acker (T/SF) T Bryan Witzmann (W/DAL)
2017	QB Patrick Mahomes (1) DL Tanoh Kpassagnon (2) RB Kareem Hunt (3) WR Jehu Chesson (4) LB Ukeme Eligwe (5)	OL Jordan Devey (FA) DL Jarvis Jenkins (UFA) DT Bennie Logan (UFA) DT Roy Miller (FA)	LB Kevin Pierre-Thomas (T/SEA) LB Reggie Ragland (T/BUF) OL Cameron Erving (T/CLE)
<b><u>TOTAL ROSTER BREAKDOWN</u></b>		5 Unrestricted Free Agents 5 Free Agents 6 College Free Agents	2 Waiver Claims 6 Trades
29 Draft Choices			

## CHIEFS 2017 53-MAN ROSTER BY EXPERIENCE

(As of September 2, 2017)

### 13th Year (3)

LB Derrick Johnson  
P Dustin Colquitt  
QB Alex Smith

### 9th Year (1)

Roy Miller III

### 8th Year (2)

LB Frank Zombo  
S Eric Berry

### 7th Year (5)

DB Ron Parker  
DL Allen Bailey  
DL Jarvis Jenkins  
FB Anthony Sherman  
LB Justin Houston

### 6th Year (1)

T Mitchell Schwartz

### 5th Year (4)

DT Bennie Logan  
QB Tyler Bray  
T Eric Fisher  
TE Travis Kelce

### 4th Year (13)

CB Kenneth Acker  
CB Phillip Gaines  
CB Terrance Mitchell  
G Jordan Devey  
G Laurent Duvernay-Tardif  
G Zach Fulton  
K Cairo Santos  
LB Dee Ford  
RB Charcandrick West  
S Daniel Sorensen  
TE Demetrius Harris  
WR Albert Wilson  
WR De'Anthony Thomas

### 3rd Year (10)

C Mitch Morse  
CB Marcus Peters  
CB Steven Nelson  
DL Rakeem Nunez-Roches  
LB Kevin Pierre-Louis  
LB Ramik Wilson  
LS James Winchester  
T Bryan Witzmann  
WR Chris Conley  
OL Cameron Erving

### 2nd Year (9)

DB D.J. White  
DB Eric Murray  
DL Chris Jones  
LB Terrance Smith  
OL Parker Ehinger  
TE Ross Travis  
WR Demarcus Robinson  
WR Tyreek Hill  
LB Reggie Ragland

### Rookies (5)

DL Tanoh Kpassagnon  
LB Ukeme Eligwe  
QB Patrick Mahomes  
RB Kareem Hunt  
WR Jehu Chesson

[Overall selection in brackets]

### 1st Round (9)

[1] QB Alex Smith (2005 - SF) [1] T Eric Fisher (2013) [5] S Eric Berry (2010) [10] QB Patrick Mahomes (2017) [15] LB Derrick Johnson (2005) [18] CB Marcus Peters (2015) [23] LB Dee Ford (2014) [19] OL Cameron Erving (2015-CLE)

### 2nd Round (6)

[37] Mitchell Schwartz (2012 - CLE) [37] DL Chris Jones (2016) [41] DL Jarvis Jenkins (2011-WASH) [49] C Mitch Morse (2015), [59] Tanoh Kpassagnon (2017) [41] Reggie Ragland (2016-BUF)

### 3rd Round (9)

[63] TE Travis Kelce (2013) [67] DT Bennie Logan (2013 - PHI) [70] LB Justin Houston (2011) [76] WR Chris Conley (2015) [86] Allen Bailey (2011) [86] Kareem Hunt (2017) [87] CB Phillip Gaines (2014) [98] CB Steven Nelson (2015) [99] P Dustin Colquitt (2005), [81] DT Roy Miller III (2009-TB)

### 4th Round

[105] OL Parker Ehinger (2016) [106] DB Eric Murray, (2016) [118] LB Ramik Wilson (2014), [124] WR De'Anthony Thomas (2014), [126] WR Demarcus Robinson (2016), [139] WR Jehu Chesson (2017), [132] Kevin Pierre-Louis (2014-SEA)

### 5th Round

[136] FB Anthony Sherman (2011-ARI), WR Tyreek Hill (2016), [183] LB Ukeme Eligwe (2017)

### 6th Round

[178] DB D.J. White (2016), [180] DB Kenneth Acker (2014-SF), [193] OL Zach Fulton (2014), [200] G Laurent Duvernay-Tardif (2014), [217] DL Rakeem Nunez-Roches

### 7th Round

[254] CB Terrance Mitchell (2014- DAL)

### Undrafted

LB Frank Zombo (2010 - GB), DB Ron Parker (2011 - SEA), QB Tyler Bray (2013), OL Jordan Devey (2013 - BAL), TE Demetrius Harris (2013), LS James Winchester (2013 - PHI), LB Terrance Smith (2016), A72T Bryan Witzmann (2016- GB), K Cairo Santos (2014), S Daniel Sorensen (2014), WR Albert Wilson (2014), RB Charcandrick West (2014), TE Ross Travis (2015)



# KANSAS CITY CHIEFS 2017 TRANSACTIONS

(as of 9/2/17)

Date	Player	Transaction
Jan. 2	SANKEY, Darnell, LB	Released from Practice Squad
Jan. 2	KING, David, DL	Signed to Practice Squad
Jan. 3	NICOLAS, Dadi, LB	Injured/Reserve
Jan. 3	OCHI, Victor, LB	Claimed from NYJ Practice Squad
Jan. 3	BATTLE, Isaiah, OL	Reserve/Future Signing
Jan. 7	RATELLE, Will, FB	Reserve/Future Signing
Jan. 7	WILSON, Julian, DB	Reserve/Future Signing
Jan. 20	GREENE, Khaseem, LB	Reserve/Future Signing
Jan. 20	JAMES, Josh, T	Reserve/Future Signing
Jan. 22	WINCHESTER, James, LS	Contract Extension
Jan. 25	LEWIS, Greg	Hired as Wide Receivers Coach
Jan. 30	HUGHES, Montori, DL	Reserve/Future Signing
Jan. 30	REAVES, Darrin, RB	Reserve/Future Signing
Feb. 8	WILSON, Rod	Hired as Assistant Special Teams Coach
Feb. 8	KAFKA, Mike	Hired as Offensive Quality Control Coach
Feb. 13	CHILDRESS, Brad	Named Assistant Head Coach
Feb. 13	NAGY, Matt	Named Offensive Coordinator
Feb. 17	BRADDEN, Terry	Hired as Defensive Assistant
Feb. 24	SPILLER, C.J., RB	Signed
Feb. 27	DUVERNAY-TARDIF, Laurent, G	Contract Extension
Feb. 28	BERRY, Eric, S	Contract Extension
Feb. 28	CHARLES, Jamaal, RB	Released
March 13	SORENSEN, Daniel, S	Contract Extension
March 14	LOGAN, Bennie, DT	Signed
March 14	PERSON, Mike, OL	Signed
March 16	HUFF, Marqueston, S	Signed
March 28	JENKINS, Jarvis, DL	Signed
March 31	ESCOBAR, Gavin, TE	Signed
April 22	HOWARD, Jaye, DL	Waived
April 27	MAHOMES II, Patrick, QB	Drafted in the 1 <sup>st</sup> Round
April 28	KPASSAGNON, Tanoh, DL	Drafted in the 2 <sup>nd</sup> Round
April 28	HUNT, Kareem, RB	Drafted in the 3 <sup>rd</sup> Round
April 29	O'SHAUGHNESSY, James, TE	Traded to NE Patriots
April 29	CHESSON, Jehu, WR	Drafted in the 4 <sup>th</sup> Round
April 29	ELIGWE, Ukeme, LB	Drafted in the 5 <sup>th</sup> Round
April 29	MCQUAY III, Leon, S	Drafted in the 6 <sup>th</sup> Round
May 3	BAUSBY, De'Vante, CB	Signed
May 4	WILSON, Julian, CB	Waived
May 5	TAYLOR, Kelvin, RB	Claimed off waiver (SEA)
May 5	BROOKS, Corin, OL	Signed
May 5	CHAPPELL, Devin, S	Signed
May 5	DIETER, Gehrig, WR	Signed
May 5	HASIC, Anas, WR	Signed
May 5	HOUSTON, Wyatt, TE	Signed
May 5	KEMP, Marcus, WR	Signed
May 5	LAMPKIN, Ashton, CB	Signed
May 5	MAMA, Damien, OL	Signed
May 5	MOORE, Alonzo, WR	Signed
May 5	NELSON, JR, CB	Signed
May 5	STERNS, Jordan, S	Signed
May 5	STEVENS, Tony, WR	Signed
May 5	CHESSON, Jehu, WR	Signed
May 5	ELIGWE, Ukeme, LB	Signed
May 5	MCQUAY, Leon, DB	Signed
May 6	CHESSON, Jehu, WR	Signed
May 6	ELIGWE, Ukeme, LB	Signed
May 6	MCQUAY, Leon, DB	Signed
May 8	REAVES, Darrin, RB	Waived
May 9	HARRIS, Vernon, CB	Waived
May 9	HASIC, Anas, WR	Waived
May 9	HOUSTON, Wyatt, TE	Waived
May 9	JOHNSON, Cory, DL	Waived
May 9	RATELLE, Will, FB	Waived
May 9	TAYLOR, Kelvin, RB	Waived
May 9	ALI'IFUA, Ricky, DL	Signed
May 9	BYRD, Emanuel, TE	Signed
May 9	MONDAY, Will, P	Signed
May 9	REDDING, Devine, RB	Signed
May 9	STAPLES, Jamari, WR	Signed
May 9	JEAN-BAPTISTE, Stanley, CB	Signed
May 9	GREENE, Khaseem, LB	Waived
May 10	TILLER, Andrew, G	Signed
May 16	HALL, Jimmy, LB	Waived
May 16	CLIETT, Richard, LB	Claimed off waiver (TEN)
May 22	OCHI, Victor, LB	Waived
May 22	WILLIAMS, Tourek, LB	Signed
May 30	WILLIAMS, Tourek, LB	Waived
May 30	RUSH, Marcus, LB	Signed
June 1	DREW, Damariay	Signed
June 2	MACLIN, Jeremy, WR	Waived
June 5	HUNT, Kareem, RB	Signed
June 5	JONES, Tevin, WR	Signed
June 6	KPASSAGNON, Tanoh	Signed
June 9	DREW, Damariay	Waived
June 9	BARNES, T.J.	Waived
June 9	THOMAS, Cam	Signed
June 9	BAXTER, Keith	Signed
June 15	BROOKS, Corin, OL	Waived
June 15	JEAN-BAPTISTE, CB	Waived
June 15	HARTFIELD, Trevon, CB	Signed
June 15	HAWKINS, Donald, T	Signed
July 6	HUFF, Marqueston, S	Waived
July 6	MONDAY, Will, P	Waived
July 6	MAUGA, Josh, LB	Signed
July 6	TERRELL, Steven, S	Signed
July 23	MAHOMES, Patrick, QB	Signed
July 27	WITZMANN, Bryan, OL	Contract renegotiated
July 28	PIERRE-LOUIS, Kevin, LB	Acquired via trade with Seattle
July 28	ALEXANDER, D.J., LB	Traded to Seattle
July 28	MOORE, Alonzo, WR	Waived
July 28	GOODLEY, Antwan, WR	Signed
July 31	BYRD, Emanuel, TE	Waived
July 31	GOODLEY, Antwan, WR	Waived
July 31	WASHINGTON, Corey, WR	Signed
July 31	WHEELWRIGHT, Robert, WR	Signed
August 2	STERNS, Jordan, S	Waived
August 2	MILLER, Roy, DT	Signed
August 4	HUGHES, Montori, DT	Waived
August 4	BAXTER, Keith, CB	Waived
August 4	SCOTT, Larry, CB	Signed
August 4	GLENN, Jacoby, CB	Signed
August 6	CLIETT, Rashard, LB	Waived
August 6	SWAIN, Maurice, DT	Signed
August 8	WASHINGTON, Corey, WR	Waived
August 8	FICKEN, Sam, K	Signed
August 28	MAUGA, Josh, LB	Released
August 28	RAGLAND, Reggie, LB	Acquired via trade with Buffalo
August 30	ERVING, Cameron, C	Acquired vis trade with Cleveland
August 30	NELSON, JR, CB	Waived
August 31	REID, Jah, OL	Released
September, 1	KING, David, DL	Traded
September, 2	BATTLE, Isaiah, OL	Traded
September 2	ALI'IFUA, Ricky, DL	Waived
September 2	BAUSBY, De'Vante, Bausby	Waived
September 2	CHEEK, Joseph, T	Waived
September 2	Dieter, Gehrig, WR	Waived
September 2	FICKEN, Sam, K	Waived
September 2	GLENN, Jacoby, CB	Waived
September 2	HARTFIELD, Trevon, CB	Waived
September 2	HAWKINS, Donald, T	Waived
September 2	JAMES, Josh, G	Waived
September 2	JONES, Seantavius, WR	Waived
September 2	JONES, Tevin, WR	Waived
September 2	KEMP, Marcus, WR	Waived
September 2	MAMA, Damien, G	Waived
September 2	MARCH-LILLARD, Justin, LB	Waived
September 2	MCQUAY, Leon, S	Waived
September 2	OKINE, Earl, LB	Waived
September 2	REDDING, Devin, RB	Waived
September 2	RUSH, Marcus, LB	Waived
September 2	SCOTT, Larry, CB	Waived
September 2	STAVE, Joel, QB	Waived
September 2	STEVENS, Tony, WR	Waived
September 2	SWAIN, Maurice, DT	Waived
September 2	WHEELWRIGHT, Robert, WR	Waived

September 2 CHARLES, Orson, TE .....	Released
September 2 ESCOBAR, Gavin, TE .....	Released
September 2 PERSON, Mike, C .....	Released
September 2 SPILLER, CJ, RB .....	Released
September 2 TERRELL, Steven, S.....	Released
September 2 THOMAS, Cam, DT .....	Released
September 2 TILLER, Andrew, G .....	Released
September 2 HALI, Tamba, LB.....	Placed on PUP
September 2 NICOLAS, Dadi, LB.....	Placed on PUP
September 2 LAMPKIN, Ashton, CB.....	Placed on IR
September 2 WARE, Spencer, RB .....	Placed on IR



# **CHIEFS**

***ADDITIONAL STATISTICS***

**THIS IS CHIEFS KINGDOM**



# Game-By-Game Offense

2016 REGULAR SEASON CHIEFS GAME-BY-GAME OFFENSE																
	09/11 SD	09/18 @ HOU	09/25 NYJ	10/02 @ PIT	10/16 @ OAK	10/23 NO	10/30 @ IND	11/06 JAX	11/13 @ CAR	11/20 TB	11/27 @ DEN	12/04 @ ATL	12/08 OAK	12/18 TEN	12/25 DEN	01/01 @ SD
<b>FIRST DOWNS</b>																
Total	26	14	18	22	22	20	20	10	18	19	23	17	14	13	23	26
Rushing	6	3	4	3	11	7	2	4	8	6	5	4	4	4	10	5
Passing	19	10	14	17	11	11	16	6	9	12	14	13	9	8	11	17
Penalty	1	1	0	2	0	2	2	0	1	1	4	0	1	1	2	4
<b>THIRD DOWNS</b>																
Attempts	14	14	15	17	13	9	16	14	12	8	17	10	11	14	17	12
Converted	5	3	7	8	7	3	7	1	2	4	5	3	5	4	9	8
Percentage	35.7%	21.4%	46.7%	47.1%	53.8%	33.3%	43.8%	7.1%	16.7%	50.0%	29.4%	30.0%	45.5%	28.6%	52.9%	66.7%
<b>TOT. OFFENSE</b>																
Net Yards	413	291	293	357	406	326	422	231	256	343	273	389	323	316	484	365
Plays	70	60	62	72	64	52	71	57	61	52	76	48	54	57	74	60
Avg./Play	5.9	4.9	4.7	5.0	6.3	6.3	5.9	4.1	4.2	6.6	3.6	8.1	6.0	5.5	6.5	6.1
<b>RUSHING</b>																
Net Yards	83	119	72	87	183	112	88	62	91	82	83	123	65	157	238	103
Rush. Att.	19	19	27	18	40	28	27	22	20	21	26	22	27	28	37	31
Avg./Att.	4.4	6.3	2.7	4.8	4.6	4.0	3.3	2.8	4.6	3.9	3.2	5.6	2.4	5.6	6.4	3.3
<b>PASSING</b>																
Net Yards	330	172	221	270	223	214	334	169	165	261	190	266	258	159	246	262
Attempts	48	37	33	50	23	24	41	33	38	31	44	25	26	28	37	28
Completions	34	20	25	30	19	17	25	20	25	24	26	21	17	15	26	21
Intercepted	1	0	0	1	0	0	0	0	1	1	0	0	1	1	1	1
Gross Yards	363	186	237	287	224	214	350	187	178	261	220	270	264	163	246	264
Sacked	3.0	4.0	2.0	4.0	1.0	0.0	3.0	2.0	3.0	0.0	6.0	1.0	1.0	1.0	0.0	1.0
Yards Lost	33	14	16	17	1	0	16	18	13	0	30	4	6	4	0	2
<b>ADVANCES</b>																
Rushes	19	19	27	18	40	28	27	22	20	21	26	22	27	28	37	31
Completions	34	20	25	30	19	17	25	20	25	24	26	21	17	15	26	21
Totals	53	39	52	48	59	45	52	42	45	45	52	43	44	43	63	52
<b>PENALTIES</b>																
Number	6	9	5	7	2	4	6	8	9	5	9	13	9	5	8	4
Yards	46	77	59	40	10	30	40	75	45	30	71	128	73	40	65	19
<b>FUMBLES</b>																
Number	0	3	1	3	0	0	0	0	2	2	0	1	2	2	2	0
Lost	0	3	1	1	0	0	0	0	0	1	0	1	2	0	0	0
<b>SCORING</b>																
Points	33	12	24	14	26	27	30	19	20	17	30	29	21	17	33	37
TD Rushing	2	0	0	0	3	0	0	0	0	1	1	2	1	2	2	1
TD Passing	2	0	1	2	0	2	3	1	0	1	1	1	1	0	2	2
TD KO Returns	0	0	0	0	0	0	0	0	0	0	1	0	0	0	0	0
TD Punt Returns	0	0	0	0	0	0	0	0	0	0	0	0	1	0	0	1
TD Sp. Teams	0	0	1	0	0	0	0	0	0	0	0	0	0	0	0	0
TD Def. Returns	0	0	1	0	0	1	0	0	1	0	0	1	0	0	0	0
FG Attempts	2	4	1	1	3	2	4	4	4	1	2	0	0	1	3	3
FG Made	2	4	1	0	2	2	3	4	4	1	2	0	0	1	2	3
Safety	0	0	0	0	0	0	0	0	0	0	1	0	0	0	0	0

2016 POSTSEASON CHIEFS GAME-BY-GAME OFFENSE		
	01/15	
	PIT	
<b>FIRST DOWNS</b>		
Total	16	
Rushing	4	
Passing	9	
Penalty	3	
<b>THIRD DOWNS</b>		
Attempts	9	
Converted	2	
Percentage	22.2%	
<b>TOT. OFFENSE</b>		
Net Yards	227	
Plays	49	
Avg./Play	4.6	
<b>RUSHING</b>		
Net Yards	61	
Rush. Att.	14	
Avg./Att.	4.4	
<b>PASSING</b>		
Net Yards	166	
Attempts	34	
Completions	20	
Intercepted	1	
Gross Yards	172	
Sacked	1.0	
Yards Lost	6	
<b>ADVANCES</b>		
Rushes	14	
Completions	20	
Totals	34	
<b>PENALTIES</b>		
Number	6	
Yards	60	
<b>FUMBLES</b>		
Number	1	
Lost	1	
<b>SCORING</b>		
Points	16	
TD Rushing	1	
TD Passing	1	
TD KO Returns	0	
TD Punt Returns	0	
TD Sp. Teams	0	
TD Def. Returns	0	
FG Attempts	1	
FG Made	1	
Safety	0	

## Game-By-Game Defense

2016 REGULAR SEASON CHIEFS GAME-BY-GAME DEFENSE																
	09/11	09/18	09/25	10/02	10/16	10/23	10/30	11/06	11/13	11/20	11/27	12/04	12/08	12/18	12/25	01/01
	SD	@ HOU	NYJ	@ PIT	@ OAK	NO	@ IND	JAX	@ CAR	TB	@ DEN	@ ATL	OAK	TEN	DEN	@ SD
FIRST DOWNS																
Total	25	15	17	18	16	27	18	25	22	27	21	32	18	21	14	26
Rushing	10	2	6	4	3	6	6	6	7	5	6	11	8	11	3	8
Passing	12	12	9	13	13	20	12	17	13	19	12	15	8	9	9	16
Penalty	3	1	2	1	0	1	0	2	2	3	3	6	2	1	2	2
THIRD DOWNS																
Attempts	15	15	14	11	10	14	13	13	14	16	20	10	18	14	15	10
Converted	7	4	7	6	4	9	4	5	6	11	9	6	5	6	4	3
Percentage	46.7%	26.7%	50.0%	54.5%	40.0%	64.3%	30.8%	38.5%	42.9%	68.8%	45.0%	60.0%	27.8%	42.9%	26.7%	30.0%
TOT. OFFENSE																
Net Yards	388	351	305	436	285	463	277	449	341	442	464	418	244	389	246	398
Plays	69	69	66	55	53	71	62	75	69	74	77	66	73	63	57	64
Avg./Play	5.6	5.1	4.6	7.9	5.4	6.5	4.5	6.0	4.9	6.0	6.0	6.3	3.3	6.2	4.3	6.2
RUSHING																
Net Yards	155	97	117	149	64	104	105	205	99	116	124	128	135	148	63	129
Rush. Att.	32	34	22	26	17	22	21	32	29	34	38	30	31	29	14	26
Avg./Att.	4.8	2.9	5.3	5.7	3.8	4.7	5.0	6.4	3.4	3.4	3.3	4.3	4.4	5.1	4.5	5.0
PASSING																
Net Yards	233	254	188	287	221	359	172	244	242	326	340	290	109	241	183	269
Attempts	36	33	44	27	34	48	35	41	38	39	34	34	41	33	43	38
Completions	25	19	20	22	22	37	19	22	23	24	20	22	17	19	17	22
Intercepted	0	2	6	0	1	1	1	1	1	0	0	1	0	1	1	2
Gross Yards	243	268	188	300	225	367	210	252	261	331	368	297	117	241	183	269
Sacked	1.0	2.0	0.0	2.0	2.0	1.0	6.0	2.0	2.0	1.0	5.0	2.0	1.0	1.0	0.0	0.0
Yards Lost	10	14	0	13	4	8	38	8	19	5	28	7	8	0	0	0
ADVANCES																
Rushes	32	34	22	26	17	22	21	32	29	34	38	30	31	29	14	26
Completions	25	19	20	22	22	37	19	22	23	24	20	22	17	19	17	22
Totals	57	53	42	48	39	59	40	54	52	58	58	52	48	48	31	48
PENALTIES																
Number	5	5	3	9	3	10	5	5	6	7	15	5	10	2	9	10
Yards	30	44	15	68	25	75	45	46	53	42	97	30	82	25	70	50
FUMBLES																
Number	0	0	3	1	2	3	3	3	1	2	3	0	1	2	3	0
Lost	0	0	2	0	1	1	1	3	1	1	1	0	0	2	2	0
SCORING																
Points	27	19	3	43	10	21	14	14	17	19	27	28	13	19	10	27
TD Rushing	2	0	0	1	0	0	0	0	1	0	0	2	1	2	1	0
TD Passing	1	1	0	5	1	3	2	2	1	1	3	1	0	0	0	2
TD KO Returns	0	0	0	0	0	0	0	0	0	0	0	0	0	0	0	0
TD Punt Returns	0	0	0	0	0	0	0	0	0	0	0	0	0	0	0	0
TD Sp. Teams	0	0	0	0	0	0	0	0	0	0	0	0	0	0	0	0
TD Def. Returns	0	0	0	0	0	0	0	0	0	0	0	0	0	0	0	1
FG Attempts	3	5	1	0	2	0	0	1	1	4	3	3	2	2	1	2
FG Made	2	4	1	0	1	0	0	0	1	4	2	3	2	2	1	2
Safety	0	0	0	0	0	0	0	0	0	0	0	0	0	0	0	0



2016 POSTSEASON CHIEFS GAME-BY-GAME DEFENSE		
	01/15	
	PIT	
<b>FIRST DOWNS</b>		
Total	20	
Rushing	10	
Passing	10	
Penalty	0	
<b>THIRD DOWNS</b>		
Attempts	15	
Converted	7	
Percentage	46.7%	
<b>TOT. OFFENSE</b>		
Net Yards	389	
Plays	66	
Avg./Play	5.9	
<b>RUSHING</b>		
Net Yards	171	
Rush. Att.	34	
Avg./Att.	5.0	
<b>PASSING</b>		
Net Yards	218	
Attempts	31	
Completions	20	
Intercepted	1	
Gross Yards	224	
Sacked	1.0	
Yards Lost	6	
<b>ADVANCES</b>		
Rushes	34	
Completions	20	
Totals	54	
<b>PENALTIES</b>		
Number	4	
Yards	53	
<b>FUMBLES</b>		
Number	0	
Lost	0	
<b>SCORING</b>		
Points	18	
TD Rushing	0	
TD Passing	0	
TD KO Returns	0	
TD Punt Returns	0	
TD Sp. Teams	0	
TD Def. Returns	0	
FG Attempts	6	
FG Made	6	
Safety	0	

## Individual Single-Game Highs

2016 REGULAR SEASON CHIEFS INDIVIDUAL SINGLE-GAME HIGHS				
Passes Attempted	50	Alex Smith	at Steelers	10/2
Passes Completed	34	Alex Smith	vs. Chargers	9/11
Passing Yards	363	Alex Smith	vs. Chargers	9/11
Touchdown Passes	2	Alex Smith	vs. Chargers	9/11
		Alex Smith	at Steelers	10/2
		Alex Smith	vs. Saints	10/23
		Nick Foles	at Colts	10/30
		Alex Smith	at Chargers	1/1
Pass Receptions	11	Travis Kelce	vs. Broncos	12/25
Receiving Yards	160	Travis Kelce	vs. Broncos	12/25
Touchdown Receptions	2	Charcandrick West	at Chargers	1/1
Rushing Yards	131	Spencer Ware	at Raiders	10/16
Rushing Attempts	24	Spencer Ware	at Raiders	10/16
Rushing Touchdowns	1	Alex Smith	vs. Chargers	9/11
		Spencer Ware	vs. Chargers	9/11
		Jamaal Charles	at Raiders	10/16
		Dontari Poe	at Raiders	10/16
		Spencer Ware	at Raiders	10/16
		Alex Smith	vs. Buccaneers	11/20
		Tyreek Hill	at Broncos	11/27
		Spencer Ware	at Falcons	12/4
		Albert Wilson	at Falcons	12/4
		Charcandrick West	vs. Raiders	12/8
		Tyreek Hill	vs. Titans	12/18
		Alex Smith	vs. Titans	12/18
		Tyreek Hill	vs. Broncos	12/25
		Alex Smith	vs. Broncos	12/25
		Alex Smith	at Chargers	1/1
Yards From Scrimmage	199	Spencer Ware	vs. Chargers	9/11
Combined Net Yards	199	Spencer Ware	vs. Chargers	9/11
Interceptions Made	2	Marcus Peters	at Texans	9/18
		Marcus Peters	vs. Jets	9/25
INT Return Yards	55	Derrick Johnson	vs. Jets	9/25
Sacks	3.5	Dee Ford	at Colts	10/30
Punts	9	Dustin Colquitt	at Broncos	11/27
Punting Average	50.4	Dustin Colquitt	vs. Jaguars	11/6
Punt Returns	6	Tyreek Hill	vs. Raiders	12/8
Punt Return Yards	99	Tyreek Hill	vs. Raiders	12/8
Kickoff Returns	6	De'Anthony Thomas	at Falcons	12/4
Kickoff Return Yards	130	De'Anthony Thomas	at Falcons	12/4
Field Goals Attempted	4	Cairo Santos	at Texans	9/18
		Cairo Santos	at Colts	10/30
		Cairo Santos	vs. Jaguars	11/6
		Cairo Santos	at Panthers	11/13
Field Goals Made	4	Cairo Santos	at Texans	9/18
		Cairo Santos	vs. Jaguars	11/6
		Cairo Santos	at Panthers	11/13
2016 REGULAR SEASON KANSAS CITY CHIEFS LONGEST PLAYS				
Run From Scrimmage	70	Tyreek Hill	vs. Broncos	12/25
Touchdown Run	70	Tyreek Hill	vs. Broncos	12/25
Pass Reception	80	Travis Kelce	vs. Broncos	12/25
Touchdown Reception	80	Travis Kelce	vs. Broncos	12/25
Interception Return	55	Derrick Johnson	vs. Jets	9/25
Punt Return	95	Tyreek Hill	at Chargers	1/1
Kickoff Return	86	Tyreek Hill	at Broncos	11/27
Punt	64	Dustin Colquitt	at Panthers	11/13
Field Goal	54	Cairo Santos	at Texans	9/18

2016 POSTSEASON CHIEFS INDIVIDUAL SINGLE-GAME HIGHS				
Passes Attempted	34	Alex Smith	vs. Steelers	1/15
Passes Completed	20	Alex Smith	vs. Steelers	1/15
Passing Yards	172	Alex Smith	vs. Steelers	1/15
Touchdown Passes	1	Alex Smith	vs. Steelers	1/15
Pass Receptions	5	Travis Kelce	vs. Steelers	1/15
Receiving Yards	77	Travis Kelce	vs. Steelers	1/15
Touchdown Receptions	1	Albert Wilson	vs. Steelers	1/15
Rushing Yards	35	Spencer Ware	vs. Steelers	1/15
Rushing Attempts	8	Spencer Ware	vs. Steelers	1/15
Rushing Touchdowns	1	Spencer Ware	vs. Steelers	1/15
Yards From Scrimmage	77	Travis Kelce	vs. Steelers	1/15
Combined Net Yards	90	Tyreek Hill	vs. Steelers	1/15
Interceptions Made	1	Eric Berry	vs. Steelers	1/15
Sacks	0.5	Dee Ford	vs. Steelers	1/15
		Jarvis Jenkins	vs. Steelers	1/15
Punts	4	Dustin Colquitt	vs. Steelers	1/15
Punting Average	45.8	Dustin Colquitt	vs. Steelers	1/15
Kickoff Returns	4	Tyreek Hill	vs. Steelers	1/15
Kickoff Return Yards	72	Tyreek Hill	vs. Steelers	1/15
Field Goals Attempted	1	Cairo Santos	vs. Steelers	1/15
Field Goals Made	1	Cairo Santos	vs. Steelers	1/15
2016 POSTSEASON KANSAS CITY CHIEFS LONGEST PLAYS				
Run From Scrimmage	11	Spencer Ware	vs. Steelers	1/15
Touchdown Run	1	Spencer Ware	vs. Steelers	1/15
Pass Reception	24	Travis Kelce	vs. Steelers	1/15
Touchdown Reception	5	Albert Wilson	vs. Steelers	1/15
Kickoff Return	25	Demetrius Harris	vs. Steelers	1/15
Punt	54	Dustin Colquitt	vs. Steelers	1/15
Field Goal	48	Cairo Santos	vs. Steelers	1/15

## *Opponents Individual Single-Game Highs*

2016 REGULAR SEASON OPPONENTS INDIVIDUAL SINGLE-GAME HIGHS				
Passes Attempted	48	Drew Brees	vs. Saints	10/23
Passes Completed	37	Drew Brees	vs. Saints	10/23
Passing Yards	368	Trevor Siemian	at Broncos	11/27
Touchdown Passes	5	Ben Roethlisberger	at Steelers	10/2
Pass Receptions	10	Amari Cooper	at Raiders	10/16
		Michael Thomas	vs. Saints	10/23
Receiving Yards	162	Emmanuel Sanders	at Broncos	11/27
Touchdown Receptions	2	Antonio Brown	at Steelers	10/2
Rushing Yards	144	Le'Veon Bell	at Steelers	10/2
Rushing Attempts	25	Lamar Miller	at Texans	9/18
Rushing Touchdowns	2	Melvin Gordon	vs. Chargers	9/11
		Devonta Freeman	at Falcons	12/4
		Derrick Henry	vs. Titans	12/18
Yards From Scrimmage	178	Le'Veon Bell	at Steelers	10/2
Combined Net Yards	178	Le'Veon Bell	at Steelers	10/2
Interceptions Made	1	Jason Verrett	vs. Chargers	9/11
		Jarvis Jones	at Steelers	10/2
		Tre Boston	at Panthers	11/13
		Chris Conte	vs. Buccaneers	11/20
		T.J. Carrie	vs. Raiders	12/8
		LeShaun Sims	vs. Titans	12/18
		Justin Simmons	vs. Broncos	12/25
		Jahleel Addae	at Chargers	1/1
INT Return Yards	90	Jahleel Addae	at Chargers	1/1
Sacks	3.0	Cameron Heyward	at Steelers	10/2
		Von Miller	at Broncos	11/27
Punts	8	Marquette King	vs. Raiders	12/8
Punting Average	53.0	Marquette King	at Raiders	10/16
Punt Returns	5	Jordan Norwood	at Broncos	11/27
Punt Return Yards	34	Bryan Walters	vs. Jaguars	11/6
Kickoff Returns	4	Jalen Richard	at Raiders	10/16
		Kalif Raymond	vs. Broncos	12/25
		Isaiah Burse	at Chargers	1/1
Kickoff Return Yards	113	Kalif Raymond	vs. Broncos	12/25
Field Goals Attempted	5	Nick Novak	at Texans	9/18
Field Goals Made	4	Nick Novak	at Texans	9/18
		Roberto Aguayo	vs. Buccaneers	11/20
2016 REGULAR SEASON OPPONENTS LONGEST PLAYS				
Run From Scrimmage	44	Le'Veon Bell	at Steelers	10/2
Touchdown Run	6	Melvin Gordon	vs. Chargers	9/11
Pass Reception	76	Bennie Fowler	at Broncos	11/27
Touchdown Reception	76	Bennie Fowler	at Broncos	11/27
Interception Return	90	Jahleel Addae	at Chargers	1/1
Punt Return	16	Marc Mariani	vs. Titans	12/18
Kickoff Return	54	Quincy Enunwa	vs. Jets	9/25
Punt	62	Shane Lechler	at Texans	9/18
Field Goal	59	Matt Bryant	at Falcons	12/4



2016 POSTSEASON OPPONENTS INDIVIDUAL SINGLE-GAME HIGHS				
Passes Attempted	31	Ben Roethlisberger	vs. Steelers	1/15
Passes Completed	20	Ben Roethlisberger	vs. Steelers	1/15
Passing Yards	224	Ben Roethlisberger	vs. Steelers	1/15
Pass Receptions	6	Antonio Brown	vs. Steelers	1/15
Receiving Yards	108	Antonio Brown	vs. Steelers	1/15
Rushing Yards	170	Le'Veon Bell	vs. Steelers	1/15
Rushing Attempts	30	Le'Veon Bell	vs. Steelers	1/15
Yards From Scrimmage	170	Le'Veon Bell	vs. Steelers	1/15
Combined Net Yards	170	Le'Veon Bell	vs. Steelers	1/15
Interceptions Made	1	Ryan Shazier	vs. Steelers	1/15
INT Return Yards	1	Ryan Shazier	vs. Steelers	1/15
Sacks	1.0	James Harrison	vs. Steelers	1/15
Punts	1	Jordan Berry	vs. Steelers	1/15
Punting Average	35.0	Jordan Berry	vs. Steelers	1/15
Punt Returns	2	Antonio Brown	vs. Steelers	1/15
Punt Return Yards	9	Antonio Brown	vs. Steelers	1/15
Kickoff Returns	2	Justin Gilbert	vs. Steelers	1/15
Kickoff Return Yards	26	Justin Gilbert	vs. Steelers	1/15
Field Goals Attempted	6	Chris Boswell	vs. Steelers	1/15
Field Goals Made	6	Chris Boswell	vs. Steelers	1/15
2016 POSTSEASON OPPONENTS LONGEST PLAYS				
Run From Scrimmage	38	Le'Veon Bell	vs. Steelers	1/15
Pass Reception	52	Antonio Brown	vs. Steelers	1/15
Interception Return	1	Ryan Shazier	vs. Steelers	1/15
Punt Return	6	Antonio Brown	vs. Steelers	1/15
Kickoff Return	28	Justin Gilbert	vs. Steelers	1/15
Punt	35	Jordan Berry	vs. Steelers	1/15
Field Goal	45	Chris Boswell	vs. Steelers	1/15

# Big Yardage Games

2016 REGULAR SEASON BIG YARDAGE GAMES							
100-Yard Pass Receivers							
Date	Opponent	Player	Rec.	Yds.	Avg.	LG	TD
9/11	vs. Chargers	Spencer Ware	7	129	18.4	45	0
10/30	at Colts	Travis Kelce	7	101	14.4	21	1
11/20	vs. Buccaneers	Travis Kelce	7	108	15.4	44	0
11/27	at Broncos	Travis Kelce	8	101	12.6	21	0
12/4	at Falcons	Travis Kelce	8	140	17.5	35	0
12/8	vs. Raiders	Travis Kelce	5	101	20.2	34	0
12/25	vs. Broncos	Travis Kelce	11	160	14.5	80t	1
100-Yard Rushers							
Date	Opponent	Player	Att.	Yds.	Avg.	LG	TD
10/16	at Raiders	Spencer Ware	24	131	5.5	45	1
300-Yard Passers							
Date	Opponent	Player	Rec.	Yds.	Comp.	LG	TD
9/11	vs. Chargers	Alex Smith	48	363	34	45	2
2016 OPPONENTS BIG YARDAGE GAMES							
100-Yard Pass Receivers							
Date	Opponent	Player	Rec.	Yds.	Avg.	LG	TD
9/18	at Texans	Will Fuller	4	104	26.0	53	0
9/18	at Texans	DeAndre Hopkins	7	113	16.1	35	1
10/16	at Raiders	Amari Cooper	10	129	12.9	24	0
10/23	vs. Saints	Michael Thomas	10	130	13.0	23	0
11/20	vs. Buccaneers	Mike Evans	6	105	17.5	31	0
11/27	at Broncos	Emmanuel Sanders	7	162	23.1	64	1
12/4	at Falcons	Julio Jones	7	113	16.1	21	0
12/18	vs. Titans	Rishard Matthews	4	105	26.3	46	0
100-Yard Rushers							
Date	Opponent	Player	Att.	Yds.	Avg.	LG	TD
10/2	at Steelers	Le'Veon Bell	18	144	8.0	44	0
11/6	vs. Jaguars	Chris Ivory	18	107	5.9	42	0
12/8	vs. Raiders	Latavius Murray	22	103	4.7	12	1
300-Yard Passers							
Date	Opponent	Player	Rec.	Yds.	Comp.	LG	TD
10/2	at Steelers	Ben Roethlisberger	27	300	22	47	5
10/23	vs. Saints	Drew Brees	48	367	37	30	3
11/20	vs. Buccaneers	Jameis Winston	39	331	24	31	1
11/27	at Broncos	Trevor Siemian	34	368	20	76t	3
2016 POSTSEASON BIG YARDAGE GAMES							
[no results found]							
2016 OPPONENTS BIG YARDAGE GAMES							
100-Yard Pass Receivers							
Date	Opponent	Player	Rec.	Yds.	Avg.	LG	TD
1/15	vs. Steelers	Antonio Brown	6	108	18.0	52	0
100-Yard Rushers							
Date	Opponent	Player	Att.	Yds.	Avg.	LG	TD
1/15	vs. Steelers	Le'Veon Bell	30	170	5.7	38	0

100.0+ Passer Rating															
2016 REGULAR SEASON 100.0+ PASSER RATING PASSING GAMES															
Date	Opponent	Player	Att.	Cmp.	Yds.	Cmp.%	Yds/Att.	Yds/Cmp.	TD	TD%	INT	INT%	Long	Sack/Lost	Rating
9/25	vs. Jets	Alex Smith	33	25	237	75.8%	7.18	9.48	1	3.0%	0	0.0%	42	2/16	105.2
10/16	at Raiders	Alex Smith	22	19	224	86.4%	10.18	11.79	0	0.0%	0	0.0%	38	1/1	109.1
10/23	vs. Saints	Alex Smith	24	17	214	70.8%	8.92	12.59	2	8.3%	0	0.0%	46t	0/0	126.0
10/30	at Colts	Nick Foles	22	16	223	72.7%	10.14	13.94	2	9.1%	0	0.0%	49	2/16	135.2
12/4	at Falcons	Alex Smith	25	21	270	84.0%	10.80	12.86	1	4.0%	0	0.0%	35	1/4	125.0
1/1	at Chargers	Alex Smith	28	21	264	75.0%	9.43	12.57	2	7.1%	1	3.6%	42	1/2	112.8
2016 OPPONENTS 100.0+ PASSER RATING PASSING GAMES															
Date	Opponent	Player	Att.	Cmp.	Yds.	Cmp.%	Yds/Att.	Yds/Cmp.	TD	TD%	INT	INT%	Long	Sack/Lost	Rating
10/2	at Steelers	Ben Roethlisberger	27	22	300	81.5%	11.11	13.64	5	18.5%	0	0.0%	47	2/13	152.5
10/23	vs. Saints	Drew Brees	48	37	367	77.1%	7.65	9.92	3	6.3%	1	2.1%	30	1/8	110.3
11/27	at Broncos	Trevor Siemian	34	20	368	58.8%	10.82	18.40	3	8.8%	0	0.0%	76t	5/28	125.6
*Need minimum of 20 attempts to qualify															
2016 POSTSEASON 100.0+ PASSER RATING PASSING GAMES															
* No Results *															
2016 OPPONENTS 100.0+ PASSER RATING PASSING GAMES															
* No Results *															
*Need minimum of 20 attempts to qualify															

2016 KANSAS CITY CHIEFS WEEK-BY-WEEK NFL RANKINGS									
OFFENSE						DEFENSE			
Date	Opponent	Total	Rush	Pass	*Points Scored	Total	Rush	Pass	*Points Allowed
9/11	SAN DIEGO	6	T-20	4	6	25	30	15	22
9/18	@ HOUSTON	17	15	T-18	16	17	30	16	T-16
9/25	NEW YORK JETS	23	21	22	17	T-11	T-24	11	6
10/2	@ PITTSBURGH	21	21	15	29	21	29	13	10
10/16	@ OAKLAND	17	14	19	18	14	24	12	10
10/23	NEW ORLEANS	19	18	21	17	23	21	19	T-11
10/30	@ INDIANAPOLIS	14	18	17	14	15	19	14	7
11/6	JACKSONVILLE	19	21	21	15	21	27	14	7
11/13	@ CAROLINA	26	20	22	T-17	22	27	13	7
11/20	TAMPA BAY	24	21	22	19	25	27	16	T-5
11/27	@ DENVER	27	23	23	16	28	29	20	8
12/4	@ ATLANTA	24	25	21	15	28	27	23	9
12/8	OAKLAND	24	T-25	18	14	27	27	18	8
12/18	TENNESSEE	23	23	22	15	29	28	19	8
12/25	DENVER	20	16	T-21	15	24	26	17	5
1/1	@ SAN DIEGO	20	15	19	13	24	26	18	7
1/15	PITTSBURGH	-	-	-	-	-	-	-	-

\* Includes return scores

CHIEFS RECORD IN 2016 WHEN. . .			
At home:	6-3	Producing individual 100-yard rusher:	1-0
On the road:	6-2	Allowing individual 100-yard rusher:	2-2
In September:	2-1	Producing individual 300-yard passer:	1-0
In October:	3-1	Allowing individual 300-yard passer:	2-2
In November:	3-1	Producing individual 100-yard receiver:	6-1
In December/January:	4-2	Allowing individual 100-yard receiver:	4-4
Scoring First:	6-2	**Producing an ind. 100.0-rating passer:	6-0
Opponent Scores First:	6-3	**Allowing an ind. 100.0-rating passer:	2-1
Leading at halftime:	10-2		
Trailing at halftime:	2-3	Team scores 21 points or more:	10-0
Tied at halftime:	0-0	Team scores fewer than 21 points:	2-5
Leading after three quarters:	10-1	Opponent scores 21 points or more:	5-1
Trailing after three quarters:	2-4	Opponent scores fewer than 21 points:	7-4
Tied after three quarters:	0-0		
		Outdoors:	10-4
Positive turnover ratio:	9-1	Indoors:	2-1
Negative turnover ratio:	2-4	Day games:	9-3
Turnover ratio +2 or more:	6-1	Night games:	3-2
Turnover ratio +1:	3-0	Natural grass:	10-4
Turnover ratio even:	1-0	Artificial surface:	2-1
Turnover ratio -1:	1-3		
Turnover ratio -2 or more:	1-1	Vs. teams with winning record at time:	5-4
		Vs. teams with losing record at time:	5-1
		Vs. teams with .500 record at time:	2-0
**Need minimum of 20 attempts to qualify			



## Individual GxG Stats: *PASSING*

2016 REGULAR SEASON INDIVIDUAL GAME-BY-GAME STATS														
PASSING:		Alex Smith												
DATE	OPP.	ATT	CMP	YDS	COMP%	Y/A	Y/C	TD	TD%	INT	INT%	LG	SK/YD	RATE
09/11	San Diego	48	34	363	70.8%	7.56	10.68	2	4.2%	1	2.1%	45	3/33.0	97.8
09/18	at Houston	37	20	186	54.1%	5.03	9.30	0	0.0%	0	0.0%	34	4/14.0	68.1
09/25	New York Jets	33	25	237	75.8%	7.18	9.48	1	3.0%	0	0.0%	42	2/16.0	105.2
10/02	at Pittsburgh	50	30	287	60.0%	5.74	9.57	2	4.0%	1	2.0%	20	4/17.0	81.0
10/16	at Oakland	22	19	224	86.4%	10.18	11.79	0	0.0%	0	0.0%	38	1/1.0	109.1
10/23	New Orleans	24	17	214	70.8%	8.92	12.59	2	8.3%	0	0.0%	46t	0/0.0	126.0
10/30	at Indianapolis	19	9	127	47.4%	6.68	14.11	1	5.3%	0	0.0%	23	1/0.0	87.0
11/06	Jacksonville	INACTIVE												
11/13	at Carolina	38	25	178	65.8%	4.68	7.12	0	0.0%	1	2.6%	27	3/13.0	65.5
11/20	Tampa Bay	31	24	261	77.4%	8.42	10.88	1	3.2%	1	3.2%	44	0/0.0	99.0
11/27	at Denver	44	26	220	59.1%	5.00	8.46	1	2.3%	0	0.0%	21	6/30.0	79.7
12/04	at Atlanta	25	21	270	84.0%	10.80	12.86	1	4.0%	0	0.0%	35	1/4.0	125.0
12/08	Oakland	26	17	264	65.4%	10.15	15.53	1	3.8%	1	3.8%	39	1/6.0	95.7
12/18	Tennessee	28	15	163	53.6%	5.82	10.87	0	0.0%	1	3.6%	44	1/4.0	56.1
12/25	Denver	36	25	244	69.4%	6.78	9.76	1	2.8%	1	2.8%	80t	0/0.0	85.9
01/01	at San Diego	28	21	264	75.0%	9.43	12.57	2	7.1%	1	3.6%	42	1/2.0	112.8
TOTALS		489	328	3,502	67.1%	7.16	10.68	15	3.1%	8	1.6%	80t	28/140.0	91.2
PASSING:		Nick Foles												
DATE	OPP.	ATT	CMP	YDS	COMP%	Y/A	Y/C	TD	TD%	INT	INT%	LG	SK/YD	RATE
09/11	San Diego	DID NOT PLAY												
09/18	at Houston	DID NOT PLAY												
09/25	New York Jets	DID NOT PLAY												
10/02	at Pittsburgh	DID NOT PLAY												
10/16	at Oakland	DID NOT PLAY												
10/23	New Orleans	DID NOT PLAY												
10/30	at Indianapolis	22	16	223	72.7%	10.14	13.94	2	9.1%	0	0.0%	49	2/16.0	135.2
11/06	Jacksonville	33	20	187	60.6%	5.67	9.35	1	3.0%	0	0.0%	24	2/18.0	86.3
11/13	at Carolina	DID NOT PLAY												
11/20	Tampa Bay	DID NOT PLAY												
11/27	at Denver	DID NOT PLAY												
12/04	at Atlanta	DID NOT PLAY												
12/08	Oakland	DID NOT PLAY												
12/18	Tennessee	DID NOT PLAY												
12/25	Denver	DID NOT PLAY												
01/01	at San Diego	0	0	0	0.0%	0.00	0.00	0	0%	0	0%	--	0/0.0	0.0
TOTALS		55	36	410	65.5%	7.45	11.39	3	5.5%	0	0.0%	49	4/34.0	105.9
PASSING:		Dontari Poe												
DATE	OPP.	ATT	CMP	YDS	COMP%	Y/A	Y/C	TD	TD%	INT	INT%	LG	SK/YD	RATE
09/11	San Diego	0	0	0	0.0%	0.00	0.00	0	0%	0	0%	--	0/0.0	0.0
09/18	at Houston	0	0	0	0.0%	0.00	0.00	0	0%	0	0%	--	0/0.0	0.0
09/25	New York Jets	0	0	0	0.0%	0.00	0.00	0	0%	0	0%	--	0/0.0	0.0
10/02	at Pittsburgh	0	0	0	0.0%	0.00	0.00	0	0%	0	0%	--	0/0.0	0.0
10/16	at Oakland	0	0	0	0.0%	0.00	0.00	0	0%	0	0%	--	0/0.0	0.0
10/23	New Orleans	0	0	0	0.0%	0.00	0.00	0	0%	0	0%	--	0/0.0	0.0
10/30	at Indianapolis	0	0	0	0.0%	0.00	0.00	0	0%	0	0%	--	0/0.0	0.0
11/06	Jacksonville	0	0	0	0.0%	0.00	0.00	0	0%	0	0%	--	0/0.0	0.0
11/13	at Carolina	0	0	0	0.0%	0.00	0.00	0	0%	0	0%	--	0/0.0	0.0
11/20	Tampa Bay	0	0	0	0.0%	0.00	0.00	0	0%	0	0%	--	0/0.0	0.0
11/27	at Denver	0	0	0	0.0%	0.00	0.00	0	0%	0	0%	--	0/0.0	0.0
12/04	at Atlanta	0	0	0	0.0%	0.00	0.00	0	0%	0	0%	--	0/0.0	0.0
12/08	Oakland	0	0	0	0.0%	0.00	0.00	0	0%	0	0%	--	0/0.0	0.0
12/18	Tennessee	0	0	0	0.0%	0.00	0.00	0	0%	0	0%	--	0/0.0	0.0
12/25	Denver	1	1	2	100.0%	2.00	2.00	1	100.0%	0	0.0%	2t	0/0.0	118.8
01/01	at San Diego	0	0	0	0.0%	0.00	0.00	0	0%	0	0%	--	0/0.0	0.0
TOTALS		1	1	2	100.0%	2.00	2.00	1	100.0%	0	0.0%	2t	0/0.0	118.8

<b>PASSING:</b>	<b>Tyler Bray</b>												
<b>DATE OPP.</b>	<b>ATT</b>	<b>CMP</b>	<b>YDS</b>	<b>COMP%</b>	<b>Y/A</b>	<b>Y/C</b>	<b>TD</b>	<b>TD%</b>	<b>INT</b>	<b>INT%</b>	<b>LG</b>	<b>SK/YD</b>	<b>RATE</b>
09/11 San Diego	INACTIVE												
09/18 at Houston	INACTIVE												
09/25 New York Jets	INACTIVE												
10/02 at Pittsburgh	INACTIVE												
10/16 at Oakland	INACTIVE												
10/23 New Orleans	INACTIVE												
10/30 at Indianapolis	INACTIVE												
11/06 Jacksonville	DID NOT PLAY												
11/13 at Carolina	INACTIVE												
11/20 Tampa Bay	INACTIVE												
11/27 at Denver	INACTIVE												
12/04 at Atlanta	INACTIVE												
12/08 Oakland	INACTIVE												
12/18 Tennessee	INACTIVE												
12/25 Denver	INACTIVE												
01/01 at San Diego	INACTIVE												
<b>TOTALS</b>	<b>0</b>	<b>0</b>	<b>0</b>	<b>0.0%</b>	<b>0.00</b>	<b>0.00</b>	<b>0</b>	<b>0%</b>	<b>0</b>	<b>0%</b>	<b>--</b>	<b>0/0.0</b>	<b>0.0</b>

2016 POSTSEASON INDIVIDUAL GAME-BY-GAME STATS													
<b>PASSING:</b>	<b>Alex Smith</b>												
<b>DATE OPP.</b>	<b>ATT</b>	<b>CMP</b>	<b>YDS</b>	<b>COMP%</b>	<b>Y/A</b>	<b>Y/C</b>	<b>TD</b>	<b>TD%</b>	<b>INT</b>	<b>INT%</b>	<b>LG</b>	<b>SK/YD</b>	<b>RATE</b>
01/15 Pittsburgh	34	20	172	58.8%	5.06	8.60	1	2.9%	1	2.9%	24	1/6.0	69.7
<b>TOTALS</b>	<b>34</b>	<b>20</b>	<b>172</b>	<b>58.8%</b>	<b>5.06</b>	<b>8.60</b>	<b>1</b>	<b>2.9%</b>	<b>1</b>	<b>2.9%</b>	<b>24</b>	<b>1/6.0</b>	<b>69.7</b>
<b>PASSING:</b>	<b>Tyler Bray</b>												
<b>DATE OPP.</b>	<b>ATT</b>	<b>CMP</b>	<b>YDS</b>	<b>COMP%</b>	<b>Y/A</b>	<b>Y/C</b>	<b>TD</b>	<b>TD%</b>	<b>INT</b>	<b>INT%</b>	<b>LG</b>	<b>SK/YD</b>	<b>RATE</b>
01/15 Pittsburgh	INACTIVE												
<b>TOTALS</b>	<b>0</b>	<b>0</b>	<b>0</b>	<b>0.0%</b>	<b>0.00</b>	<b>0.00</b>	<b>0</b>	<b>0%</b>	<b>0</b>	<b>0%</b>	<b>--</b>	<b>0/0.0</b>	<b>0.0</b>
<b>PASSING:</b>	<b>Aaron Murray</b>												
<b>DATE OPP.</b>	<b>ATT</b>	<b>CMP</b>	<b>YDS</b>	<b>COMP%</b>	<b>Y/A</b>	<b>Y/C</b>	<b>TD</b>	<b>TD%</b>	<b>INT</b>	<b>INT%</b>	<b>LG</b>	<b>SK/YD</b>	<b>RATE</b>
01/15 Pittsburgh	INACTIVE												
<b>TOTALS</b>	<b>0</b>	<b>0</b>	<b>0</b>	<b>0.0%</b>	<b>0.00</b>	<b>0.00</b>	<b>0</b>	<b>0%</b>	<b>0</b>	<b>0%</b>	<b>--</b>	<b>0/0.0</b>	<b>0.0</b>
<b>PASSING:</b>	<b>Kevin Hogan</b>												
<b>DATE OPP.</b>	<b>ATT</b>	<b>CMP</b>	<b>YDS</b>	<b>COMP%</b>	<b>Y/A</b>	<b>Y/C</b>	<b>TD</b>	<b>TD%</b>	<b>INT</b>	<b>INT%</b>	<b>LG</b>	<b>SK/YD</b>	<b>RATE</b>
01/15 Pittsburgh	INACTIVE												
<b>TOTALS</b>	<b>0</b>	<b>0</b>	<b>0</b>	<b>0.0%</b>	<b>0.00</b>	<b>0.00</b>	<b>0</b>	<b>0%</b>	<b>0</b>	<b>0%</b>	<b>--</b>	<b>0/0.0</b>	<b>0.0</b>
<b>PASSING:</b>	<b>Nick Foles</b>												
<b>DATE OPP.</b>	<b>ATT</b>	<b>CMP</b>	<b>YDS</b>	<b>COMP%</b>	<b>Y/A</b>	<b>Y/C</b>	<b>TD</b>	<b>TD%</b>	<b>INT</b>	<b>INT%</b>	<b>LG</b>	<b>SK/YD</b>	<b>RATE</b>
01/15 Pittsburgh	DID NOT PLAY												
<b>TOTALS</b>	<b>0</b>	<b>0</b>	<b>0</b>	<b>0.0%</b>	<b>0.00</b>	<b>0.00</b>	<b>0</b>	<b>0%</b>	<b>0</b>	<b>0%</b>	<b>--</b>	<b>0/0.0</b>	<b>0.0</b>

## Individual GxG Stats: RUSHING

2016 REGULAR SEASON INDIVIDUAL GAME-BY-GAME STATS																
<b>RUSHING:</b>	<b>Jamaal Charles</b>					<b>Knile Davis</b>					<b>Nick Foles</b>					
<b>DATE OPP.</b>	<b>NO.</b>	<b>YDS</b>	<b>AVG</b>	<b>LG</b>	<b>TD</b>	<b>NO.</b>	<b>YDS</b>	<b>AVG</b>	<b>LG</b>	<b>TD</b>	<b>NO.</b>	<b>YDS</b>	<b>AVG</b>	<b>LG</b>	<b>TD</b>	
09/11 San Diego	INACTIVE					0	0	0	--	0	DID NOT PLAY					
09/18 at Houston	INACTIVE					0	0	0	--	0	DID NOT PLAY					
09/25 New York Jets	INACTIVE					0	0	0	--	0	DID NOT PLAY					
10/02 at Pittsburgh	2	7	3.5	6	0	1	-2	-2.0	-2	0	DID NOT PLAY					
10/16 at Oakland	9	33	3.7	17	1	INACTIVE					DID NOT PLAY					
10/23 New Orleans	1	0	0.0	--	0	Packers					DID NOT PLAY					
10/30 at Indianapolis	INJURED RESERVE					Packers					1	-1	-1.0	-1	0	
11/06 Jacksonville	INJURED RESERVE					3	10	3.3	6	0	3	-3	-1.0	-1	0	
11/13 at Carolina	INJURED RESERVE					0	0	0	--	0	DID NOT PLAY					
11/20 Tampa Bay	INJURED RESERVE					0	0	0	--	0	DID NOT PLAY					
11/27 at Denver	INJURED RESERVE					3	6	2.0	3	0	DID NOT PLAY					
12/04 at Atlanta	INJURED RESERVE					INACTIVE					DID NOT PLAY					
12/08 Oakland	INJURED RESERVE					INACTIVE					DID NOT PLAY					
12/18 Tennessee	INJURED RESERVE					INACTIVE					DID NOT PLAY					
12/25 Denver	INJURED RESERVE					INACTIVE					DID NOT PLAY					
01/01 at San Diego	INJURED RESERVE					6	9	1.5	5	0	0	0	0	--	0	
<b>TOTALS</b>	<b>12</b>	<b>40</b>	<b>3.3</b>	<b>17</b>	<b>1</b>	<b>13</b>	<b>23</b>	<b>1.8</b>	<b>6</b>	<b>0</b>	<b>4</b>	<b>-4</b>	<b>-1.0</b>	<b>-1</b>	<b>0</b>	

<b>RUSHING:</b>	<b>Tyreek Hill</b>					<b>Travis Kelce</b>					<b>Jeremy Maclin</b>					
<b>DATE OPP.</b>	<b>NO.</b>	<b>YDS</b>	<b>AVG</b>	<b>LG</b>	<b>TD</b>	<b>NO.</b>	<b>YDS</b>	<b>AVG</b>	<b>LG</b>	<b>TD</b>	<b>NO.</b>	<b>YDS</b>	<b>AVG</b>	<b>LG</b>	<b>TD</b>	
09/11 San Diego	0	0	0	--	0	0	0	0	--	0	1	-1	-1.0	-1	0	
09/18 at Houston	1	-1	-1.0	-1	0	0	0	0	--	0	0	0	0	--	0	
09/25 New York Jets	1	-3	-3.0	-3	0	0	0	0	--	0	0	0	0	--	0	
10/02 at Pittsburgh	1	-2	-2.0	-2	0	0	0	0	--	0	0	0	0	--	0	
10/16 at Oakland	0	0	0	--	0	0	0	0	--	0	0	0	0	--	0	
10/23 New Orleans	2	23	11.5	18	0	0	0	0	--	0	0	0	0	--	0	
10/30 at Indianapolis	1	7	7.0	7	0	0	0	0	--	0	0	0	0	--	0	
11/06 Jacksonville	2	21	10.5	16	0	0	0	0	--	0	0	0	0	--	0	
11/13 at Carolina	1	12	12.0	12	0	0	0	0	--	0	INACTIVE					
11/20 Tampa Bay	1	8	8.0	8	0	1	-5	-5.0	-5	0	INACTIVE					
11/27 at Denver	1	3	3.0	3t	1	0	0	0	--	0	INACTIVE					
12/04 at Atlanta	2	19	9.5	13	0	0	0	0	--	0	INACTIVE					
12/08 Oakland	1	2	2.0	2	0	0	0	0	--	0	0	0	0	--	0	
12/18 Tennessee	1	68	68.0	68t	1	0	0	0	--	0	0	0	0	--	0	
12/25 Denver	6	95	15.8	70t	1	0	0	0	--	0	0	0	0	--	0	
01/01 at San Diego	3	15	5.0	20	0	0	0	0	--	0	0	0	0	--	0	
<b>TOTALS</b>	<b>24</b>	<b>267</b>	<b>11.1</b>	<b>70t</b>	<b>3</b>	<b>1</b>	<b>-5</b>	<b>-5.0</b>	<b>-5</b>	<b>0</b>	<b>1</b>	<b>-1</b>	<b>-1.0</b>	<b>-1</b>	<b>0</b>	

<b>RUSHING:</b>	<b>Dontari Poe</b>					<b>Alex Smith</b>					<b>De'Anthony Thomas</b>					
<b>DATE OPP.</b>	<b>NO.</b>	<b>YDS</b>	<b>AVG</b>	<b>LG</b>	<b>TD</b>	<b>NO.</b>	<b>YDS</b>	<b>AVG</b>	<b>LG</b>	<b>TD</b>	<b>NO.</b>	<b>YDS</b>	<b>AVG</b>	<b>LG</b>	<b>TD</b>	
09/11 San Diego	0	0	0	--	0	4	15	3.8	7	1	INACTIVE					
09/18 at Houston	0	0	0	--	0	2	2	1.0	2	0	INACTIVE					
09/25 New York Jets	0	0	0	--	0	3	-3	-1.0	-1	0	INACTIVE					
10/02 at Pittsburgh	0	0	0	--	0	1	2	2.0	2	0	INACTIVE					
10/16 at Oakland	1	1	1.0	1t	1	3	-1	-0.3	1	0	0	0	0	--	0	
10/23 New Orleans	0	0	0	--	0	4	7	1.8	6	0	0	0	0	--	0	
10/30 at Indianapolis	0	0	0	--	0	2	9	4.5	8	0	2	2	1.0	3	0	
11/06 Jacksonville	0	0	0	--	0	INACTIVE					0	0	0	--	0	
11/13 at Carolina	0	0	0	--	0	4	13	3.3	6	0	0	0	0	--	0	
11/20 Tampa Bay	0	0	0	--	0	2	10	5.0	11t	1	0	0	0	--	0	
11/27 at Denver	0	0	0	--	0	2	2	1.0	3	0	0	0	0	--	0	
12/04 at Atlanta	0	0	0	--	0	3	-3	-1.0	-1	0	1	23	23.0	23	0	
12/08 Oakland	0	0	0	--	0	4	3	0.8	6	0	0	0	0	--	0	
12/18 Tennessee	0	0	0	--	0	4	11	2.8	10t	1	1	4	4.0	4	0	
12/25 Denver	0	0	0	--	0	4	46	11.5	24	1	0	0	0	--	0	
01/01 at San Diego	0	0	0	--	0	6	21	3.5	9	1	0	0	0	--	0	
<b>TOTALS</b>	<b>1</b>	<b>1</b>	<b>1.0</b>	<b>1t</b>	<b>1</b>	<b>48</b>	<b>134</b>	<b>2.8</b>	<b>24</b>	<b>5</b>	<b>4</b>	<b>29</b>	<b>7.3</b>	<b>23</b>	<b>0</b>	



<b>RUSHING:</b>		<b>Spencer Ware</b>					<b>Charcandrick West</b>					<b>Albert Wilson</b>				
<b>DATE</b>	<b>OPP.</b>	<b>NO.</b>	<b>YDS</b>	<b>AVG</b>	<b>LG</b>	<b>TD</b>	<b>NO.</b>	<b>YDS</b>	<b>AVG</b>	<b>LG</b>	<b>TD</b>	<b>NO.</b>	<b>YDS</b>	<b>AVG</b>	<b>LG</b>	<b>TD</b>
09/11	San Diego	11	70	6.4	14	1	3	-1	-0.3	8	0	0	0	0	--	0
09/18	at Houston	10	57	5.7	25	0	6	61	10.2	28	0	0	0	0	--	0
09/25	New York Jets	20	75	3.8	17	0	3	3	1.0	2	0	0	0	0	--	0
10/02	at Pittsburgh	13	82	6.3	46	0	<i>INACTIVE</i>					0	0	0	--	0
10/16	at Oakland	24	131	5.5	45	1	3	19	6.3	8	0	0	0	0	--	0
10/23	New Orleans	17	77	4.5	12	0	4	5	1.3	2	0	0	0	0	--	0
10/30	at Indianapolis	7	19	2.7	7	0	14	52	3.7	18	0	0	0	0	--	0
11/06	Jacksonville	<i>INACTIVE</i>					13	39	3.0	14	0	1	-5	-5.0	-5	0
11/13	at Carolina	13	61	4.7	12	0	2	5	2.5	3	0	0	0	0	--	0
11/20	Tampa Bay	17	69	4.1	15	0	0	0	0	--	0	0	0	0	--	0
11/27	at Denver	17	64	3.8	7	0	3	8	2.7	4	0	0	0	0	--	0
12/04	at Atlanta	14	29	2.1	8	1	1	0	0.0	--	0	1	55	55.0	55t	1
12/08	Oakland	20	56	2.8	8	0	2	4	2.0	3t	1	0	0	0	--	0
12/18	Tennessee	18	69	3.8	9	0	4	5	1.3	3	0	0	0	0	--	0
12/25	Denver	13	62	4.8	18	0	14	35	2.5	7	0	0	0	0	--	0
01/01	at San Diego	<i>INACTIVE</i>					16	58	3.6	14	0	0	0	0	--	0
<b>TOTALS</b>		<b>214</b>	<b>921</b>	<b>4.3</b>	<b>46</b>	<b>3</b>	<b>88</b>	<b>293</b>	<b>3.3</b>	<b>28</b>	<b>1</b>	<b>2</b>	<b>50</b>	<b>25.0</b>	<b>55t</b>	<b>1</b>

2016 POSTSEASON INDIVIDUAL GAME-BY-GAME STATS																
RUSHING:		Tyreek Hill					Alex Smith					Spencer Ware				
DATE	OPP.	NO.	YDS	AVG	LG	TD	NO.	YDS	AVG	LG	TD	NO.	YDS	AVG	LG	TD
01/15	Pittsburgh	3	18	6.0	8	0	2	9	4.5	5	0	8	35	4.4	11	1
TOTALS		3	18	6.0	8	0	2	9	4.5	5	0	8	35	4.4	11	1

<b>RUSHING:</b>		<b>Charcandrick West</b>				
<b>DATE</b>	<b>OPP.</b>	<b>NO.</b>	<b>YDS</b>	<b>AVG</b>	<b>LG</b>	<b>TD</b>
01/15	Pittsburgh	1	-1	-1.0	-1	0
<b>TOTALS</b>		<b>1</b>	<b>-1</b>	<b>-1.0</b>	<b>-1</b>	<b>0</b>

## Individual GxG Stats: RECEIVING

2016 REGULAR SEASON INDIVIDUAL GAME-BY-GAME STATS																
RECEIVING: DATE OPP.	Jamaal Charles					Chris Conley					Knile Davis					
	NO.	YDS	AVG	LG	TD	NO.	YDS	AVG	LG	TD	NO.	YDS	AVG	LG	TD	
09/11 San Diego	INACTIVE					4	43	10.8	13	0	0	0	0	--	0	
09/18 at Houston	INACTIVE					2	15	7.5	10	0	0	0	0	--	0	
09/25 New York Jets	INACTIVE					3	44	14.7	20	0	0	0	0	--	0	
10/02 at Pittsburgh	0	0	0	--	0	6	70	11.7	17	0	2	14	7.0	11	0	
10/16 at Oakland	2	14	7.0	16	0	3	26	8.7	13	0	INACTIVE					
10/23 New Orleans	0	0	0	--	0	2	29	14.5	18	0	Packers					
10/30 at Indianapolis	INJURED RESERVE					3	59	19.7	33	0	Packers					
11/06 Jacksonville	INJURED RESERVE					3	28	9.3	12	0	1	7	7.0	7	0	
11/13 at Carolina	INJURED RESERVE					1	12	12.0	12	0	0	0	0	--	0	
11/20 Tampa Bay	INJURED RESERVE					4	28	7.0	9	0	0	0	0	--	0	
11/27 at Denver	INJURED RESERVE					3	26	8.7	13	0	0	0	0	--	0	
12/04 at Atlanta	INJURED RESERVE					0	0	0	--	0	INACTIVE					
12/08 Oakland	INJURED RESERVE					2	70	35.0	39	0	INACTIVE					
12/18 Tennessee	INJURED RESERVE					2	11	5.5	9	0	INACTIVE					
12/25 Denver	INJURED RESERVE					2	14	7.0	8	0	INACTIVE					
01/01 at San Diego	INJURED RESERVE					4	55	13.8	17	0	0	0	0	--	0	
<b>TOTALS</b>	<b>2</b>	<b>14</b>	<b>7.0</b>	<b>16</b>	<b>0</b>	<b>44</b>	<b>530</b>	<b>12.0</b>	<b>39</b>	<b>0</b>	<b>3</b>	<b>21</b>	<b>7.0</b>	<b>11</b>	<b>0</b>	

RECEIVING: DATE OPP.	Eric Fisher					Demetrius Harris					Tyreek Hill					
	NO.	YDS	AVG	LG	TD	NO.	YDS	AVG	LG	TD	NO.	YDS	AVG	LG	TD	
09/11 San Diego	0	0	0	--	0	2	20	10.0	13	0	1	9	9.0	9t	1	
09/18 at Houston	0	0	0	--	0	0	0	0	--	0	2	8	4.0	5	0	
09/25 New York Jets	0	0	0	--	0	2	14	7.0	8	0	3	26	8.7	13	0	
10/02 at Pittsburgh	0	0	0	--	0	1	12	12.0	12	0	5	24	4.8	9t	1	
10/16 at Oakland	0	0	0	--	0	1	11	11.0	11	0	2	20	10.0	12	0	
10/23 New Orleans	0	0	0	--	0	1	10	10.0	10	0	1	38	38.0	38t	1	
10/30 at Indianapolis	0	0	0	--	0	3	13	4.3	12	0	5	98	19.6	49	1	
11/06 Jacksonville	0	0	0	--	0	0	0	0	--	0	3	11	3.7	5	0	
11/13 at Carolina	0	0	0	--	0	0	0	0	--	0	10	89	8.9	27	0	
11/20 Tampa Bay	0	-5	0	-5	0	0	0	0	--	0	4	53	13.3	42	0	
11/27 at Denver	0	0	0	--	0	0	0	0	--	0	9	52	5.8	11	1	
12/04 at Atlanta	0	0	0	--	0	1	6	6.0	6	0	5	53	10.6	25	0	
12/08 Oakland	0	0	0	--	0	0	0	0	--	0	6	66	11.0	36t	1	
12/18 Tennessee	0	0	0	--	0	0	0	0	--	0	0	0	0	--	0	
12/25 Denver	0	0	0	--	0	6	37	6.2	11	1	0	0	0	--	0	
01/01 at San Diego	0	0	0	--	0	0	0	0	--	0	5	46	9.2	20	0	
<b>TOTALS</b>	<b>0</b>	<b>-5</b>	<b>0</b>	<b>-5</b>	<b>0</b>	<b>17</b>	<b>123</b>	<b>7.2</b>	<b>13</b>	<b>1</b>	<b>61</b>	<b>593</b>	<b>9.7</b>	<b>49</b>	<b>6</b>	

RECEIVING: DATE OPP.	Travis Kelce					Jeremy Maclin					James O'Shaughnessy					
	NO.	YDS	AVG	LG	TD	NO.	YDS	AVG	LG	TD	NO.	YDS	AVG	LG	TD	
09/11 San Diego	6	74	12.3	20	0	5	63	12.6	22	1	0	0	0	--	0	
09/18 at Houston	5	34	6.8	11	0	6	68	11.3	17	0	0	0	0	--	0	
09/25 New York Jets	6	89	14.8	42	1	4	35	8.8	17	0	0	0	0	--	0	
10/02 at Pittsburgh	5	23	4.6	9	1	5	78	15.6	20	0	0	0	0	--	0	
10/16 at Oakland	3	32	10.7	21	0	3	49	16.3	38	0	0	0	0	--	0	
10/23 New Orleans	2	24	12.0	14	0	4	40	10.0	13	0	0	0	0	--	0	
10/30 at Indianapolis	7	101	14.4	21	1	3	43	14.3	28	1	0	0	0	--	0	
11/06 Jacksonville	5	58	11.6	23	0	0	0	0	--	0	1	0	0.0	--	0	
11/13 at Carolina	3	31	10.3	16	0	INACTIVE					0	0	0	--	0	
11/20 Tampa Bay	7	108	15.4	44	0	INACTIVE					0	0	0	--	0	
11/27 at Denver	8	101	12.6	21	0	INACTIVE					1	-1	-1.0	-1	0	
12/04 at Atlanta	8	140	17.5	35	0	INACTIVE					0	0	0	--	0	
12/08 Oakland	5	101	20.2	34	0	1	16	16.0	16	0	0	0	0	--	0	
12/18 Tennessee	3	41	13.7	16	0	6	82	13.7	44	0	0	0	0	--	0	
12/25 Denver	11	160	14.5	80t	1	3	9	3.0	5	0	0	0	0	--	0	
01/01 at San Diego	1	8	8.0	8	0	4	53	13.3	23	0	0	0	0	--	0	
<b>TOTALS</b>	<b>85</b>	<b>1125</b>	<b>13.2</b>	<b>80t</b>	<b>4</b>	<b>44</b>	<b>536</b>	<b>12.2</b>	<b>44</b>	<b>2</b>	<b>2</b>	<b>-1</b>	<b>-0.5</b>	<b>0</b>	<b>0</b>	





2016 POSTSEASON INDIVIDUAL GAME-BY-GAME STATS															
RECEIVING:	Chris Conley					Tyreek Hill					Travis Kelce				
DATE OPP.	NO.	YDS	AVG	LG	TD	NO.	YDS	AVG	LG	TD	NO.	YDS	AVG	LG	TD
01/15 Pittsburgh	2	19	9.5	12	0	4	27	6.8	9	0	5	77	15.4	24	0
TOTALS	2	19	9.5	12	0	4	27	6.8	9	0	5	77	15.4	24	0
RECEIVING:	Jeremy Maclin					Anthony Sherman					Spencer Ware				
DATE OPP.	NO.	YDS	AVG	LG	TD	NO.	YDS	AVG	LG	TD	NO.	YDS	AVG	LG	TD
01/15 Pittsburgh	2	28	14.0	20	0	1	3	3.0	3	0	2	1	0.5	4	0
TOTALS	2	28	14.0	20	0	1	3	3.0	3	0	2	1	0.5	4	0
RECEIVING:	Charcandrick West					Albert Wilson									
DATE OPP.	NO.	YDS	AVG	LG	TD	NO.	YDS	AVG	LG	TD	NO.	YDS	AVG	LG	TD
01/15 Pittsburgh	2	14	7.0	8	0	2	3	1.5	5t	1					
TOTALS	2	14	7.0	8	0	2	3	1.5	5t	1					

## *Individual GxG Stats: PUNTING*

2016 REGULAR SEASON INDIVIDUAL GAME-BY-GAME STATS									
PUNTING:		Dustin Colquitt							
DATE	OPP.	NO.	YDS	AVG	TB	IN 20	LG	NET	BLK
09/11	San Diego	5	197	39.4	1	1	50	33.8	0
09/18	at Houston	6	285	47.5	0	3	57	45.5	0
09/25	New York Jets	4	172	43.0	0	2	48	40.0	0
10/02	at Pittsburgh	6	257	42.8	1	3	58	38.8	0
10/16	at Oakland	3	122	40.7	0	2	46	36.3	0
10/23	New Orleans	4	191	47.8	2	1	60	35.3	0
10/30	at Indianapolis	5	245	49.0	0	3	54	48.0	0
11/06	Jacksonville	7	353	50.4	0	4	59	45.6	0
11/13	at Carolina	5	245	49.0	1	2	64	43.2	0
11/20	Tampa Bay	3	130	43.3	0	1	58	39.0	0
11/27	at Denver	9	431	47.9	1	5	61	44.1	0
12/04	at Atlanta	3	150	50.0	2	0	61	37.0	0
12/08	Oakland	5	168	33.6	0	5	39	33.2	0
12/18	Tennessee	6	273	45.5	1	2	57	38.5	0
12/25	Denver	4	164	41.0	0	3	52	41.0	0
01/01	at San Diego	1	44	44.0	0	1	44	44.0	0
TOTALS		76	3,427	45.1	9	38	64	40.7	0

2016 POSTSEASON INDIVIDUAL GAME-BY-GAME STATS								
PUNTING:		Dustin Colquitt						
DATE OPP.	NO.	YDS	AVG	TB	IN 20	LG	NET	BLK
01/15 Pittsburgh	4	183	45.8	0	1	54	43.5	0
<b>TOTALS</b>	<b>4</b>	<b>183</b>	<b>45.8</b>	<b>0</b>	<b>1</b>	<b>54</b>	<b>43.5</b>	<b>0</b>

## Individual GxG Stats: FIELD GOALS

2016 REGULAR SEASON INDIVIDUAL GAME-BY-GAME STATS											
FIELD GOALS:		Cairo Santos									
DATE	OPP.	0-19	20-29	30-39	40-49	50+	TOTAL	FGM	FGA	PCT	LG
09/11	San Diego	0-0	0-0	1-1	1-1	0-0	2-2	2	2	100.0	47
09/18	at Houston	0-0	0-0	2-2	1-1	1-1	4-4	4	4	100.0	54
09/25	New York Jets	0-0	1-1	0-0	0-0	0-0	1-1	1	1	100.0	27
10/02	at Pittsburgh	0-0	0-0	0-0	0-1	0-0	0-1	0	1	0.0	0
10/16	at Oakland	0-0	1-1	0-1	1-1	0-0	2-3	2	3	66.7	44
10/23	New Orleans	0-0	0-0	1-1	1-1	0-0	2-2	2	2	100.0	41
10/30	at Indianapolis	0-0	1-2	1-1	1-1	0-0	3-4	3	4	75.0	44
11/06	Jacksonville	0-0	2-2	1-1	0-0	1-1	4-4	4	4	100.0	51
11/13	at Carolina	0-0	0-0	3-3	1-1	0-0	4-4	4	4	100.0	47
11/20	Tampa Bay	0-0	1-1	0-0	0-0	0-0	1-1	1	1	100.0	22
11/27	at Denver	0-0	0-0	2-2	0-0	0-0	2-2	2	2	100.0	37
12/04	at Atlanta	0-0	0-0	0-0	0-0	0-0	0-0	0	0	0.0	0
12/08	Oakland	0-0	0-0	0-0	0-0	0-0	0-0	0	0	0.0	0
12/18	Tennessee	0-0	0-0	1-1	0-0	0-0	1-1	1	1	100.0	34
12/25	Denver	0-0	1-1	1-2	0-0	0-0	2-3	2	3	66.7	39
01/01	at San Diego	0-0	1-1	2-2	0-0	0-0	3-3	3	3	100.0	37
<b>TOTALS</b>		<b>0-0</b>	<b>8-9</b>	<b>15-17</b>	<b>6-7</b>	<b>2-2</b>	<b>31-35</b>	<b>31</b>	<b>35</b>	<b>88.6</b>	<b>54</b>

2016 POSTSEASON INDIVIDUAL GAME-BY-GAME STATS											
FIELD GOALS:		Cairo Santos									
DATE	OPP.	0-19	20-29	30-39	40-49	50+	TOTAL	FGM	FGA	PCT	LG
01/15	Pittsburgh	0-0	0-0	0-0	1-1	0-0	1-1	1	1	100.0	48
TOTALS		0-0	0-0	0-0	1-1	0-0	1-1	1	1	100.0	48



## Individual GxG Stats: DEFENSIVE

2016 REGULAR SEASON INDIVIDUAL DEFENSIVE GAME-BY-GAME STATS																				
DATE OPP.		Kenneth Acker				D.J. Alexander				Allen Bailey										
		S	A	TK	TFL SK	INT	FR	FF	PR	PD	S	A	TK	TFL SK	INT	FR	FF	PR	PD	
09/11	San Diego	INACTIVE				0	0	0	0	0	0	0	0	0	0	0	0	0	0	
09/18	at Houston	INACTIVE				0	0	0	0	0	0	0	0	1	1	0	0	0	0	
09/25	New York Jets	INACTIVE				0	0	0	0	0	0	0	0	1	0	1	0	0	0	
10/02	at Pittsburgh	0	0	0	0	0.0	0	0	0	0	0	0	0	1	1	2	0	0	0	
10/16	at Oakland	INACTIVE				0	0	0	0	0	0	0	0	1	0	1	0	0	0	
10/23	New Orleans	0	0	0	0	0.0	0	0	0	0	0	0	INJURED RESERVE							
10/30	at Indianapolis	0	0	0	0	0.0	0	0	0	0	0	0	INJURED RESERVE							
11/06	Jacksonville	0	0	0	0	0.0	0	0	0	0	0	0	INJURED RESERVE							
11/13	at Carolina	4	0	4	0	0.0	0	0	0	0	0	0	INJURED RESERVE							
11/20	Tampa Bay	6	0	6	0	0.0	0	0	0	0	1	0	INJURED RESERVE							
11/27	at Denver	4	0	4	0	0.0	0	0	0	0	2	1	0	1	0.0	0	0	0	0	
12/04	at Atlanta	DID NOT PLAY				0	0	0	0	0	0	0	INJURED RESERVE							
12/08	Oakland	INACTIVE				0	0	0	0	0	0	0	INJURED RESERVE							
12/18	Tennessee	INACTIVE				4	0	4	0	0.0	0	0	0	0	INJURED RESERVE					
12/25	Denver	1	0	1	0	0.0	0	0	0	0	0	0	INJURED RESERVE							
01/01	at San Diego	1	0	1	0	0.0	0	0	0	0	0	0	INJURED RESERVE							
TOTALS		16	0	16	0	0.0	0	0	0	0	3	5	0	5	1	0.0	0	0	0	
DATE OPP.		T.J. Barnes				Eric Berry				Dee Ford										
		S	A	TK	TFL SK	INT	FR	FF	PR	PD	S	A	TK	TFL SK	INT	FR	FF	PR	PD	
09/11	San Diego	Jaguars				6	0	6	0	0.0	0	0	0	0	0	4	0	4	1	0
09/18	at Houston	Jaguars				2	3	5	0	0.0	0	0	0	0	0	2	1	3	0	0
09/25	New York Jets	Jaguars				3	0	3	0	0.0	1	0	0	0	3	1	0	1	0	0
10/02	at Pittsburgh	Jaguars				3	0	3	0	0.0	0	0	0	0	0	2	4	6	0	0
10/16	at Oakland	PRACTICE SQUAD				1	1	2	0	0.0	0	0	0	0	0	4	1	5	2	0
10/23	New Orleans	PRACTICE SQUAD				6	2	8	0	0.0	0	0	0	0	1	0	1	1	0	0
10/30	at Indianapolis	PRACTICE SQUAD				3	0	3	0	0.0	0	0	0	0	0	3	2	5	3	0
11/06	Jacksonville	PRACTICE SQUAD				5	1	6	0	0.0	0	0	0	0	1	3	0	3	2	0
11/13	at Carolina	PRACTICE SQUAD				7	2	9	1	0.0	1	0	0	0	2	2	1	3	2	0
11/20	Tampa Bay	PRACTICE SQUAD				2	1	3	0	0.0	0	0	0	0	0	1	0	1	1	0
11/27	at Denver	PRACTICE SQUAD				5	4	9	0	0.0	0	0	0	0	0	INACTIVE				
12/04	at Atlanta	1	0	1	0	0.0	0	0	0	0	0	2	0	2	0	0.0	1	0	0	
12/08	Oakland	0	0	0	0	0.0	0	0	0	0	0	3	0	3	0	0.0	0	0	0	
12/18	Tennessee	0	0	0	0	0.0	0	0	0	0	0	10	1	11	1	0.0	0	0	1	
12/25	Denver	0	0	0	0	0.0	0	0	0	0	0	1	0	1	0	0.0	1	0	0	
01/01	at San Diego	0	0	0	0	0.0	0	0	0	0	0	3	0	3	0	0.0	0	0	0	
TOTALS		1	0	1	0	0.0	0	0	0	0	0	62	15	77	2	0.0	4	0	1	
DATE OPP.		Phillip Gaines				Tamba Hali				Justin Houston										
		S	A	TK	TFL SK	INT	FR	FF	PR	PD	S	A	TK	TFL SK	INT	FR	FF	PR	PD	
09/11	San Diego	4	0	4	0	0.0	0	0	0	0	0	1	0	1	0	0.0	Reserved/PUP			
09/18	at Houston	5	0	5	0	0.0	0	0	0	0	1	2	1	3	1	1.0	Reserved/PUP			
09/25	New York Jets	7	0	7	0	0.0	0	0	1	0	0	4	0	4	0	0.0	Reserved/PUP			
10/02	at Pittsburgh	INACTIVE				2	1	3	0	0.0	0	0	0	0	0	0	Reserved/PUP			
10/16	at Oakland	2	0	2	0	0.0	0	0	0	0	0	1	0	1	0	0.0	Reserved/PUP			
10/23	New Orleans	INACTIVE				1	2	3	0	0.0	0	0	0	0	1	0	Reserved/PUP			
10/30	at Indianapolis	4	0	4	0	0.0	1	0	0	0	2	2	1	3	0	0.5	Reserved/PUP			
11/06	Jacksonville	7	0	7	0	0.0	0	0	1	0	1	1	0	1	0	0.0	Reserved/PUP			
11/13	at Carolina	2	0	2	0	0.0	0	0	0	0	0	0	2	2	0	0.0	INACTIVE			
11/20	Tampa Bay	4	1	5	0	0.0	0	0	0	0	0	1	1	2	0	0.0	0	0	0	
11/27	at Denver	3	1	4	0	0.0	0	0	0	0	3	5	0	5	1	1.0	0	0	0	
12/04	at Atlanta	INACTIVE				2	0	2	2	1.0	0	0	0	0	3	0	4	0	4	
12/08	Oakland	1	0	1	1	0.0	0	0	0	0	0	1	0	1	0	0.0	0	0	0	
12/18	Tennessee	INACTIVE				0	1	1	0	0.0	0	0	0	0	0	0	0	0	0	
12/25	Denver	INACTIVE				0	1	1	0	0.0	0	0	0	0	0	0	INACTIVE			
01/01	at San Diego	2	0	2	0	0.0	0	0	0	0	0	1	0	1	0	0.0	INACTIVE			
TOTALS		41	2	43	1	0.0	1	0	2	0	7	24	10	34	4	3.5	0	1	0	

		Jaye Howard				Jarvis Jenkins				Derrick Johnson						
DATE	OPP.	S	A	TK	TFL	SK	INT	FR	FF	PR	PD	S	A	TK	TFL	SK
09/11	San Diego	0	0	0	0	0.0	0	0	0	0	0					
09/18	at Houston	4	1	5	0	0.0	0	0	0	0	0					
09/25	New York Jets	3	0	3	0	0.0	0	0	0	2	0					
10/02	at Pittsburgh	3	3	6	1	1.0	0	0	0	1	0					
10/16	at Oakland	1	0	1	0	0.0	0	0	0	0	0					
10/23	New Orleans	3	0	3	0	0.0	0	0	0	1	0					
10/30	at Indianapolis	2	0	2	1	0.0	0	0	0	1	0					
11/06	Jacksonville	2	1	3	0	0.0	0	0	0	2	0					
11/13	at Carolina	INACTIVE														
11/20	Tampa Bay	INACTIVE				0	0	0	0	0.0	0	0	0	0	0	0
11/27	at Denver	INJURED RESERVE				2	0	2	0	0.0	0	0	0	0	0	0
12/04	at Atlanta	INJURED RESERVE				2	0	2	0	0.0	0	0	0	0	0	0
12/08	Oakland	INJURED RESERVE				0	0	0	0	0.0	0	0	0	0	0	0
12/18	Tennessee	INJURED RESERVE				0	0	0	0	0.0	0	0	0	0	0	0
12/25	Denver	INJURED RESERVE				0	0	0	0	0.0	0	0	0	0	0	0
01/01	at San Diego	INJURED RESERVE				1	0	1	0	0.0	0	0	0	0	1	0
TOTALS		18	5	23	2	1.0	0	0	0	7	0	50	5	0	0.0	0
		Chris Jones				Justin March-Lillard				Terrance Mitchell						
DATE	OPP.	S	A	TK	TFL	SK	INT	FR	FF	PR	PD	S	A	TK	TFL	SK
09/11	San Diego	0	0	0	0	0.0	0	0	0	0	0	8	1	9	0	0.0
09/18	at Houston	0	2	2	0	0.0	0	0	0	0	0	4	4	8	1	0.0
09/25	New York Jets	0	1	1	0	0.0	0	0	0	0	0	0	0	0	0	0.0
10/02	at Pittsburgh	0	2	2	0	0.0	0	0	0	0	0	3	2	5	0	0.0
10/16	at Oakland	1	1	2	1	0.0	0	0	0	0	0	0	0	0	0	0.0
10/23	New Orleans	0	2	2	0	0.0	0	0	0	0	0	INJURED RESERVE				
10/30	at Indianapolis	1	0	1	1	1.0	0	0	0	2	0	INJURED RESERVE				
11/06	Jacksonville	1	1	2	0	0.0	0	0	0	0	0	INJURED RESERVE				
11/13	at Carolina	3	0	3	1	1.0	0	0	0	1	0	INJURED RESERVE				
11/20	Tampa Bay	1	0	1	0	0.0	0	0	0	2	1	INJURED RESERVE				
11/27	at Denver	1	0	1	1	0.0	0	0	0	0	1	INJURED RESERVE				
12/04	at Atlanta	0	0	0	0	0.0	0	0	0	2	0	INJURED RESERVE				
12/08	Oakland	3	2	5	0	0.0	0	0	0	1	0	INJURED RESERVE				
12/18	Tennessee	1	0	1	0	0.0	0	0	0	1	0	INJURED RESERVE				
12/25	Denver	1	0	1	0	0.0	0	0	0	1	2	INJURED RESERVE				
01/01	at San Diego	4	0	4	1	0.0	0	0	0	0	0	INACTIVE				
TOTALS		17	11	28	5	2.0	0	0	0	10	4	15	7	22	1	0.0
		Dezman Moses				Eric Murray				Steven Nelson						
DATE	OPP.	S	A	TK	TFL	SK	INT	FR	FF	PR	PD	S	A	TK	TFL	SK
09/11	San Diego	NOT ON ROSTER				0	0	0	0	0.0	0	0	0	0	0	0.0
09/18	at Houston	0	0	0	0	0.0	0	0	0	0	0	0	0	0	0	0.0
09/25	New York Jets	0	1	1	0	0.0	0	0	0	0	0	0	0	0	0	0.0
10/02	at Pittsburgh	0	0	0	0	0.0	0	0	0	0	0	0	0	0	0	0.0
10/16	at Oakland	NOT ON ROSTER				0	0	0	0	0	0	0	0	0	0	0.0
10/23	New Orleans	NOT ON ROSTER				0	0	0	0	0	0	0	0	0	0	0.0
10/30	at Indianapolis	NOT ON ROSTER				0	0	0	0	0	0	0	0	0	0	0.0
11/06	Jacksonville	NOT ON ROSTER				0	0	0	0	0	0	0	0	0	0	0.0
11/13	at Carolina	NOT ON ROSTER				0	0	0	0	0	0	4	2	6	1	0.0
11/20	Tampa Bay	NOT ON ROSTER				0	0	0	0	0	0	7	0	7	0	0.0
11/27	at Denver	NOT ON ROSTER				0	0	0	0	0	0	INACTIVE				
12/04	at Atlanta	NOT ON ROSTER				0	0	0	0	0	0	6	0	6	0	0.0
12/08	Oakland	NOT ON ROSTER				0	0	0	0	0	0	2	0	2	1	0.0
12/18	Tennessee	NOT ON ROSTER				0	0	0	0	0	0	7	1	8	1	0.0
12/25	Denver	NOT ON ROSTER				2	0	2	0	0.0	0	2	0	2	0	0.0
01/01	at San Diego	NOT ON ROSTER				1	0	1	0	0.0	0	3	0	3	0	0.0
TOTALS		0	1	1	0	0.0	0	0	0	0	0	30	3	0	0.0	0

		Dadi Nicolas				Rakeem Nunez-Roches				Ron Parker				
DATE	OPP.	S A TK	TFL SK	INT FR FF	PR PD	S A TK	TFL SK	INT FR FF	PR PD	S A TK	TFL SK	INT FR FF	PR PD	
09/11	San Diego	0 0 0	0 0 0	0 0 0	0 0	INACTIVE				3 1 4	0 0 0	0 0 0	0 1	
09/18	at Houston	DID NOT PLAY				PRACTICE SQUAD				3 2 5	1 0 0	0 0 0	0 1	
09/25	New York Jets	0 0 0	0 0 0	0 0 0	0 0	PRACTICE SQUAD				3 0 3	0 0 0	0 0 0	0 2	
10/02	at Pittsburgh	0 0 0	0 0 0	0 0 0	0 0	PRACTICE SQUAD				1 1 2	0 0 0	0 0 0	0 0	
10/16	at Oakland	0 0 0	0 0 0	0 0 0	0 0	NOT ON ROSTER				4 1 5	0 0 0	0 0 0	0 1	
10/23	New Orleans	0 0 0	0 0 0	0 0 0	0 0	0 0 0	0 0 0	0 0 0	0 0	7 0 7	0 0 0	0 0 2	0 1	
10/30	at Indianapolis	0 0 0	0 0 0	0 0 0	0 1	0 0 0	0 0 0	0 0 0	1 0	2 1 3	0 0 0	0 0 0	0 0	
11/06	Jacksonville	DID NOT PLAY				1 0 1	0 0 0	0 0 0	0 0	2 0 2	0 0 0	0 0 0	0 1	
11/13	at Carolina	0 0 0	0 0 0	0 0 0	0 0	1 3 4	0 0 0	0 0 0	0 0	4 0 4	0 0 0	0 0 0	0 0	
11/20	Tampa Bay	INACTIVE				3 2 5	1 0 0	0 0 0	0 0	4 0 4	0 0 0	0 0 0	0 1	
11/27	at Denver	0 0 0	0 0 0	0 0 0	0 0	5 1 6	2 0 0	0 0 0	0 0	3 1 4	0 0 0	0 0 0	0 0	
12/04	at Atlanta	INACTIVE				0 1 1	0 0 0	0 0 0	0 0	2 0 2	0 0 0	0 0 0	0 0	
12/08	Oakland	INACTIVE				1 0 1	1 1 0	0 0 0	1 0	4 0 4	0 0 0	0 0 0	0 1	
12/18	Tennessee	0 0 0	0 0 0	0 0 0	0 0	0 0 0	0 0 0	0 0 0	0 0	9 0 9	0 0 0	1 0 0	0 1	
12/25	Denver	0 0 0	0 0 0	0 0 0	0 0	1 0 1	1 0 0	0 0 0	1 0	0 0 0	0 0 0	0 0 0	0 1	
01/01	at San Diego	0 0 0	0 0 0	0 0 0	0 0	2 2 4	0 0 0	0 0 0	0 0	1 2 3	0 0 0	0 0 0	0 1	
TOTALS		0 0 0	0 0 0	0 0 0	0 1	14 9 23	5 1 0	0 0 0	3 0	52 9 61	1 0 0	1 0 2	0 12	
		Marcus Peters				Dontari Poe				Kendall Reyes				
DATE	OPP.	S A TK	TFL SK	INT FR FF	PR PD	S A TK	TFL SK	INT FR FF	PR PD	S A TK	TFL SK	INT FR FF	PR PD	
09/11	San Diego	3 0 3	0 0 0	0 0 0	0 1	1 0 1	0 0 0	0 0 0	1 0	Redskins				
09/18	at Houston	2 5 7	0 0 0	2 0 0	0 4	2 3 5	0 0 0	0 0 0	2 0	Redskins				
09/25	New York Jets	1 0 1	0 0 0	2 0 0	0 2	0 0 0	0 0 0	0 0 0	1 0	Redskins				
10/02	at Pittsburgh	3 1 4	0 0 0	0 0 0	0 1	0 1 1	0 0 5	0 0 0	1 0	Redskins				
10/16	at Oakland	1 1 2	0 0 0	1 0 0	0 1	0 0 0	0 0 0	0 0 0	0 0					
10/23	New Orleans	3 0 3	0 0 0	0 1 0	0 0	0 0 0	0 0 0	0 0 0	0 0	0 0 0	0 0 0	0 0 0	0 0	
10/30	at Indianapolis	1 0 1	0 0 0	0 0 0	0 2	1 1 2	0 0 0	0 0 0	1 0	0 0 0	0 0 0	0 0 0	0 0	
11/06	Jacksonville	7 0 7	0 0 0	0 1 0	0 0	2 0 2	1 0 0	0 0 0	0 0	2 0 2	0 0 0	0 0 0	0 0	
11/13	at Carolina	5 1 6	0 0 0	0 1 1	0 4	1 3 4	0 0 0	0 0 0	0 1	0 2 2	0 0 0	0 0 0	0 0	
11/20	Tampa Bay	INACTIVE				2 0 2	0 0 0	0 0 0	1 1	1 0 1	1 0 0	0 0 0	1 0	
11/27	at Denver	1 1 2	0 0 0	0 0 0	0 0	1 0 1	0 0 0	0 0 0	0 0	3 0 3	1 1 0	0 0 0	3 1	
12/04	at Atlanta	1 0 1	0 0 0	0 0 0	0 1	3 0 3	0 0 0	0 0 0	2 0	2 0 2	1 0 0	0 0 0	0 0	
12/08	Oakland	2 0 2	0 0 0	0 0 0	0 1	1 1 2	0 0 0	0 0 0	0 0	3 0 3	0 0 0	0 0 0	0 0	
12/18	Tennessee	2 0 2	0 0 0	0 0 0	0 0	1 0 1	0 1 0	0 0 1	0 0	INACTIVE				
12/25	Denver	1 0 1	0 0 0	0 0 0	0 1	1 0 1	0 0 0	0 0 0	0 1	0 1 1	0 0 0	0 0 0	0 0	
01/01	at San Diego	2 1 3	0 0 0	1 0 0	0 2	2 0 2	0 0 0	0 0 0	0 0	1 0 1	0 0 0	0 0 0	0 0	
TOTALS		35 10 45	0 0 0	6 3 1	0 20	18 9 27	1 1 5	0 0 1	9 3	12 3 15	3 1 0	0 0 0	4 1	
		Terrance Smith				Daniel Sorensen				D.J. White				
DATE	OPP.	S A TK	TFL SK	INT FR FF	PR PD	S A TK	TFL SK	INT FR FF	PR PD	S A TK	TFL SK	INT FR FF	PR PD	
09/11	San Diego	PRACTICE SQUAD				0 0 0	0 0 0	0 0 0	1 0	1 0 1	0 0 0	0 0 0	0 0	
09/18	at Houston	PRACTICE SQUAD				2 0 2	0 0 0	0 0 0	0 0	0 0 0	0 0 0	0 0 0	0 0	
09/25	New York Jets	PRACTICE SQUAD				2 0 2	0 0 0	1 0 0	0 2	0 0 0	0 0 0	1 0 0	0 1	
10/02	at Pittsburgh	PRACTICE SQUAD				4 1 5	1 0 0	0 0 0	0 0	1 0 1	0 0 0	0 0 0	0 0	
10/16	at Oakland	PRACTICE SQUAD				5 0 5	0 0 0	0 0 0	0 0	3 1 4	0 0 0	0 0 0	0 1	
10/23	New Orleans	PRACTICE SQUAD				6 0 6	1 1 0	1 0 0	1 1	5 0 5	0 0 0	0 0 0	0 1	
10/30	at Indianapolis	PRACTICE SQUAD				7 0 7	1 0 0	0 0 1	0 0	INACTIVE				
11/06	Jacksonville	0 0 0	0 0 0	0 0 0	0 0	3 1 4	0 0 0	0 0 0	0 0	INACTIVE				
11/13	at Carolina	0 0 0	0 0 0	0 0 0	0 0	0 1 1	0 0 0	0 0 0	1 0	INACTIVE				
11/20	Tampa Bay	0 0 0	0 0 0	0 0 0	0 0	1 1 2	0 0 0	0 0 0	0 0	0 0 0	0 0 0	0 0 0	0 0	
11/27	at Denver	0 0 0	0 0 0	0 0 0	0 0	1 0 1	0 0 0	0 0 0	0 0	0 0 0	0 0 0	0 0 0	0 0	
12/04	at Atlanta	0 0 0	0 0 0	0 0 0	0 0	4 1 5	0 0 0	0 0 0	0 1	0 0 0	0 0 0	0 0 0	0 0	
12/08	Oakland	0 0 0	0 0 0	0 0 0	0 0	4 2 6	0 0 0	0 0 0	0 0	INACTIVE				
12/18	Tennessee	0 0 0	0 0 0	0 0 0	0 0	1 0 1	0 0 0	0 1 0	0 0	0 0 0	0 0 0	0 0 0	0 0	
12/25	Denver	1 0 1	0 0 0	0 0 0	0 0	3 0 3	1 0 0	0 1 1	0 0	0 0 0	0 0 0	0 0 0	0 0	
01/01	at San Diego	1 0 1	0 0 0	0 0 0	0 0	4 0 4	0 0 0	1 0 0	0 2	INACTIVE				
TOTALS		2 0 2	0 0 0	0 0 0	0 0	47 7 54	4 1 0	3 2 2	3 6	10 1 11	0 0 0	1 0 0	0 3	

DATE	OPP.	Nicholas Williams				Ramik Wilson				Frank Zombo				PR PD
		S A TK	TFL SK	INT FR FF	PR PD	S A TK	TFL SK	INT FR FF	PR PD	S A TK	TFL SK	INT FR FF	PR PD	
09/11	San Diego	1 1 2	0 0.0	0 0 0	0 0	PRACTICE SQUAD				5 1 6	0 0.0	0 0 0	0 1	
09/18	at Houston	1 0 1	0 0.0	0 0 0	0 0	PRACTICE SQUAD				4 1 5	0 0.0	0 0 0	0 0	
09/25	New York Jets	0 0 0	0 0.0	0 0 0	0 0	PRACTICE SQUAD				3 2 5	0 0.0	0 0 1	0 0	
10/02	at Pittsburgh	2 0 2	0 0.0	0 0 0	0 0	PRACTICE SQUAD				3 1 4	1 0.0	0 0 0	0 0	
10/16	at Oakland	0 0 0	0 0.0	0 0 0	0 0	PRACTICE SQUAD				2 0 2	0 0.0	0 0 0	0 0	
10/23	New Orleans	Dolphins				5 3 8	0 0.0	0 0 0	0 0	2 2 4	1 0.0	0 0 0	0 0	
10/30	at Indianapolis					2 1 3	0 0.0	0 1 0	0 0	1 0 1	1 1.0	0 0 0	2 0	
11/06	Jacksonville	Dolphins				5 0 5	1 0.0	1 0 1	0 1	0 1 1	0 0.0	0 0 0	0 0	
11/13	at Carolina	Dolphins				3 2 5	0 0.0	0 0 0	0 0	1 3 4	0 0.0	0 0 0	0 0	
11/20	Tampa Bay	Dolphins				7 1 8	1 0.0	0 0 0	0 0	2 0 2	0 0.0	0 0 0	0 0	
11/27	at Denver	Dolphins				2 3 5	0 0.0	0 0 0	0 0	0 0 0	0 0.0	0 0 0	0 0	
12/04	at Atlanta	Dolphins				8 0 8	0 0.0	0 0 0	0 0	2 0 2	0 0.0	0 0 0	2 1	
12/08	Oakland	Dolphins				6 2 8	0 0.0	0 0 0	0 1	0 0 0	0 0.0	0 0 0	0 0	
12/18	Tennessee	Dolphins				7 0 7	0 0.0	0 1 0	0 0	0 0 0	0 0.0	0 0 0	0 0	
12/25	Denver	Dolphins				5 1 6	0 0.0	0 0 0	0 0	1 0 1	0 0.0	0 0 0	0 0	
01/01	at San Diego	Dolphins				11 2 13	1 0.0	0 0 0	0 1	2 0 2	0 0.0	0 0 0	0 0	
TOTALS		4 1 5	0 0.0	0 0 0	0 0	61 15 76	3 0.0	1 2 1	0 3	28 11 39	3 1.0	0 0 1	4 2	

2016 POSTSEASON INDIVIDUAL DEFENSIVE GAME-BY-GAME STATS												
DATE OPP.	Eric Berry				Dee Ford				Justin Houston			
	S A T K	T F L S K	I N T F R F F	P R P D	S A T K	T F L S K	I N T F R F F	P R P D	S A T K	T F L S K	I N T F R F F	P R P D
01/15 Pittsburgh	4 3 7	1 0.0	1 0 0	0 1	1 2 3	0 0.5	0 0 0	1 0	5 1 6	0 0.0	0 0 0	0 0
<b>TOTALS</b>	<b>4 3 7</b>	<b>1 0.0</b>	<b>1 0 0</b>	<b>0 1</b>	<b>1 2 3</b>	<b>0 0.5</b>	<b>0 0 0</b>	<b>1 0</b>	<b>5 1 6</b>	<b>0 0.0</b>	<b>0 0 0</b>	<b>0 0</b>
DATE OPP.	Jarvis Jenkins				Chris Jones				Terrance Mitchell			
	S A T K	T F L S K	I N T F R F F	P R P D	S A T K	T F L S K	I N T F R F F	P R P D	S A T K	T F L S K	I N T F R F F	P R P D
01/15 Pittsburgh	2 1 3	0 0.5	0 0 0	1 0	1 1 2	0 0.0	0 0 0	0 2	0 1 1	0 0.0	0 0 0	0 0
<b>TOTALS</b>	<b>2 1 3</b>	<b>0 0.5</b>	<b>0 0 0</b>	<b>1 0</b>	<b>1 1 2</b>	<b>0 0.0</b>	<b>0 0 0</b>	<b>0 2</b>	<b>0 1 1</b>	<b>0 0.0</b>	<b>0 0 0</b>	<b>0 0</b>
DATE OPP.	Steven Nelson				Rakeem Nunez-Roches				Ron Parker			
	S A T K	T F L S K	I N T F R F F	P R P D	S A T K	T F L S K	I N T F R F F	P R P D	S A T K	T F L S K	I N T F R F F	P R P D
01/15 Pittsburgh	4 1 5	0 0.0	0 0 0	0 0	0 1 1	0 0.0	0 0 0	0 0	4 1 5	0 0.0	0 0 0	0 0
<b>TOTALS</b>	<b>4 1 5</b>	<b>0 0.0</b>	<b>0 0 0</b>	<b>0 0</b>	<b>0 1 1</b>	<b>0 0.0</b>	<b>0 0 0</b>	<b>0 0</b>	<b>4 1 5</b>	<b>0 0.0</b>	<b>0 0 0</b>	<b>0 0</b>
DATE OPP.	Marcus Peters				Dontari Poe				Kendall Reyes			
	S A T K	T F L S K	I N T F R F F	P R P D	S A T K	T F L S K	I N T F R F F	P R P D	S A T K	T F L S K	I N T F R F F	P R P D
01/15 Pittsburgh	4 2 6	0 0.0	0 0 0	0 1	0 4 4	0 0.0	0 0 0	0 1	1 2 3	0 0.0	0 0 0	0 0
<b>TOTALS</b>	<b>4 2 6</b>	<b>0 0.0</b>	<b>0 0 0</b>	<b>0 1</b>	<b>0 4 4</b>	<b>0 0.0</b>	<b>0 0 0</b>	<b>0 1</b>	<b>1 2 3</b>	<b>0 0.0</b>	<b>0 0 0</b>	<b>0 0</b>
DATE OPP.	Terrance Smith				Daniel Sorensen				Ramik Wilson			
	S A T K	T F L S K	I N T F R F F	P R P D	S A T K	T F L S K	I N T F R F F	P R P D	S A T K	T F L S K	I N T F R F F	P R P D
01/15 Pittsburgh	1 1 2	0 0.0	0 0 0	0 0	1 1 2	0 0.0	0 0 0	0 0	8 7 15	1 0.0	0 0 0	0 0
<b>TOTALS</b>	<b>1 1 2</b>	<b>0 0.0</b>	<b>0 0 0</b>	<b>0 0</b>	<b>1 1 2</b>	<b>0 0.0</b>	<b>0 0 0</b>	<b>0 0</b>	<b>8 7 15</b>	<b>1 0.0</b>	<b>0 0 0</b>	<b>0 0</b>
DATE OPP.	Frank Zombo											
	S A T K	T F L S K	I N T F R F F	P R P D								
01/15 Pittsburgh	0 1 1	0 0.0	0 0 0	0 1								
<b>TOTALS</b>	<b>0 1 1</b>	<b>0 0.0</b>	<b>0 0 0</b>	<b>0 1</b>								



## Individual GxG Stats: SPECIAL TEAMS

2016 REGULAR SEASON INDIVIDUAL SPECIAL TEAMS GAME-BY-GAME STATS																			
DATE OPP.		Kenneth Acker			D.J. Alexander			Phillip Gaines			Demetrius Harris			Tyreek Hill			Dezman Moses		
		TKL	AST	TOT	TKL	AST	TOT	TKL	AST	TOT	TKL	AST	TOT	TKL	AST	TOT	TKL	AST	TOT
09/11	San Diego	INACTIVE			0	0	0	0	0	0	1	0	1	1	0	1	NOT ON ROSTER		
09/18	at Houston	INACTIVE			1	0	1	0	0	0	0	0	0	1	1	2	1	0	1
09/25	New York Jets	INACTIVE			1	1	2	0	0	0	1	0	1	0	1	1	0	0	0
10/02	at Pittsburgh	0	0	0	0	0	0	INACTIVE			0	0	0	0	0	0	0	0	0
10/16	at Oakland	INACTIVE			0	0	0	0	0	0	0	0	0	1	0	1	NOT ON ROSTER		
10/23	New Orleans	0	0	0	0	0	0	INACTIVE			0	0	0	0	0	0	NOT ON ROSTER		
10/30	at Indianapolis	0	0	0	0	0	0	0	0	0	0	0	0	0	0	0	NOT ON ROSTER		
11/06	Jacksonville	0	1	1	2	1	3	0	0	0	1	0	1	0	0	0	NOT ON ROSTER		
11/13	at Carolina	0	0	0	0	1	1	0	0	0	0	0	0	0	0	0	NOT ON ROSTER		
11/20	Tampa Bay	0	0	0	0	0	0	0	0	0	0	0	0	0	0	0	NOT ON ROSTER		
11/27	at Denver	0	0	0	3	0	3	0	0	0	0	0	0	0	0	0	NOT ON ROSTER		
12/04	at Atlanta	DID NOT PLAY			1	0	1	INACTIVE			1	0	1	0	0	0	NOT ON ROSTER		
12/08	Oakland	INACTIVE			0	0	0	1	0	1	0	0	0	1	0	1	NOT ON ROSTER		
12/18	Tennessee	INACTIVE			0	0	0	INACTIVE			0	0	0	0	0	0	NOT ON ROSTER		
12/25	Denver	0	0	0	1	0	1	INACTIVE			0	0	0	0	0	0	NOT ON ROSTER		
01/01	at San Diego	0	0	0	0	0	0	0	0	0	0	0	0	0	0	0	NOT ON ROSTER		
TOTALS		0	1	1	9	3	12	1	0	1	4	0	4	4	2	6	1	0	1
DATE OPP.		Eric Murray			Steven Nelson			James O'Shaughnessy			Demarcus Robinson			Cairo Santos			Anthony Sherman		
		TKL	AST	TOT	TKL	AST	TOT	TKL	AST	TOT	TKL	AST	TOT	TKL	AST	TOT	TKL	AST	TOT
09/11	San Diego	1	0	1	1	0	1	0	0	0	0	0	0	0	0	0	0	0	0
09/18	at Houston	1	0	1	0	0	0	0	1	1	1	0	1	0	0	0	0	0	0
09/25	New York Jets	0	0	0	0	0	0	1	0	1	0	0	0	0	0	0	1	0	1
10/02	at Pittsburgh	1	0	1	0	0	0	0	0	0	0	0	0	0	0	0	0	0	0
10/16	at Oakland	0	0	0	0	0	0	1	0	1	0	0	0	1	0	1	2	0	2
10/23	New Orleans	0	0	0	0	0	0	0	0	0	1	0	1	0	0	0	1	0	1
10/30	at Indianapolis	1	0	1	0	0	0	0	0	0	1	0	1	0	0	0	0	0	0
11/06	Jacksonville	0	0	0	0	0	0	0	0	0	0	0	0	0	0	0	0	0	0
11/13	at Carolina	0	0	0	0	0	0	0	1	1	1	0	1	0	0	0	0	0	0
11/20	Tampa Bay	1	0	1	0	0	0	0	0	0	0	0	0	0	0	0	0	0	0
11/27	at Denver	0	0	0	INACTIVE			0	0	0	0	0	0	0	0	0	0	0	0
12/04	at Atlanta	0	0	0	0	0	0	0	0	0	0	0	0	0	0	0	0	0	0
12/08	Oakland	0	0	0	0	0	0	0	0	0	0	0	0	0	0	0	1	0	1
12/18	Tennessee	1	0	1	0	0	0	0	0	0	0	0	0	0	0	0	2	0	2
12/25	Denver	0	0	0	0	0	0	2	0	2	0	0	0	1	0	1	1	0	1
01/01	at San Diego	0	0	0	0	0	0	1	0	1	0	0	0	0	0	0	1	0	1
TOTALS		6	0	6	1	0	1	5	2	7	4	0	4	2	0	2	9	0	9
DATE OPP.		Terrance Smith			Daniel Sorensen			De'Anthony Thomas			Albert Wilson			James Winchester			Frank Zombo		
		TKL	AST	TOT	TKL	AST	TOT	TKL	AST	TOT	TKL	AST	TOT	TKL	AST	TOT	TKL	AST	TOT
09/11	San Diego	PRACTICE SQUAD			0	0	0	INACTIVE			0	0	0	0	0	0	0	0	0
09/18	at Houston	PRACTICE SQUAD			1	0	1	INACTIVE			0	0	0	0	0	0	0	0	0
09/25	New York Jets	PRACTICE SQUAD			0	0	0	INACTIVE			0	0	0	0	0	0	0	0	0
10/02	at Pittsburgh	PRACTICE SQUAD			0	0	0	INACTIVE			0	0	0	0	0	0	0	0	0
10/16	at Oakland	PRACTICE SQUAD			0	1	1	0	0	0	0	1	1	0	0	0	0	0	0
10/23	New Orleans	PRACTICE SQUAD			0	0	0	0	0	0	0	0	0	1	0	1	0	0	0
10/30	at Indianapolis	PRACTICE SQUAD			0	0	0	1	0	1	0	0	0	0	0	0	0	0	0
11/06	Jacksonville	0	1	1	1	0	1	0	1	1	0	0	0	0	0	0	1	0	1
11/13	at Carolina	0	0	0	0	0	0	0	0	0	0	0	0	1	0	1	0	0	0
11/20	Tampa Bay	0	0	0	0	0	0	1	0	1	1	0	1	0	0	0	0	0	0
11/27	at Denver	0	0	0	1	0	1	0	0	0	0	0	0	0	0	0	0	0	0
12/04	at Atlanta	0	0	0	0	0	0	0	0	0	0	0	0	0	0	0	0	0	0
12/08	Oakland	0	0	0	2	0	2	0	0	0	0	0	0	0	0	0	0	0	0
12/18	Tennessee	0	0	0	1	0	1	0	0	0	0	0	0	0	0	0	1	0	1
12/25	Denver	0	0	0	0	0	0	0	0	0	0	0	0	0	0	0	0	0	0
01/01	at San Diego	0	0	0	2	0	2	0	0	0	0	0	0	0	0	0	0	0	0
TOTALS		0	1	1	8	1	9	2	1	3	1	1	2	2	0	2	2	0	2

2016 POSTSEASON INDIVIDUAL SPECIAL TEAMS GAME-BY-GAME STATS																
DATE OPP.		Eric Murray			James O'Shaughnessy			Anthony Sherman			De'Anthony Thomas			Albert Wilson		
		TKL	AST	TOT	TKL	AST	TOT	TKL	AST	TOT	TKL	AST	TOT	TKL	AST	TOT
01/15 Pittsburgh		1	0	1	1	0	1	1	0	1	1	0	1	1	0	1
TOTALS		1	0	1	1	0	1	1	0	1	1	0	1	1	0	1

## Individual GxG Stats: PUNT RETURNS

2016 REGULAR SEASON INDIVIDUAL GAME-BY-GAME STATS													
PUNT RETURNS:		Tyreek Hill						De'Anthony Thomas					
DATE	OPP.	NO.	YDS	AVG	LG	FC	TD	NO.	YDS	AVG	LG	FC	TD
09/11	San Diego	3	35	11.7	14	0	0	INACTIVE					
09/18	at Houston	4	63	15.8	32	0	0	INACTIVE					
09/25	New York Jets	2	29	14.5	19	0	0	INACTIVE					
10/02	at Pittsburgh	2	20	10.0	14	0	0	INACTIVE					
10/16	at Oakland	1	50	50.0	50	1	0	0	0	0	--	0	0
10/23	New Orleans	1	0	0.0	--	1	0	0	0	0	--	0	0
10/30	at Indianapolis	3	57	19.0	28	2	0	0	0	0	--	0	0
11/06	Jacksonville	2	46	23.0	36	1	0	0	0	0	--	0	0
11/13	at Carolina	3	27	9.0	21	0	0	0	0	0	--	0	0
11/20	Tampa Bay	1	20	20.0	20	0	0	0	0	0	--	0	0
11/27	at Denver	2	28	14.0	17	1	0	0	0	0	--	0	0
12/04	at Atlanta	1	-1	-1.0	-1	0	0	0	0	0	--	0	0
12/08	Oakland	6	99	16.5	78t	1	1	0	0	0	--	0	0
12/18	Tennessee	3	3	1.0	3	1	0	0	0	0	--	0	0
12/25	Denver	4	21	5.3	11	0	0	0	0	0	--	0	0
01/01	at San Diego	1	95	95.0	95t	0	1	0	0	0	--	0	0
TOTALS		39	592	15.2	95t	8	2	0	0	0	--	0	0

2016 POSTSEASON INDIVIDUAL GAME-BY-GAME STATS													
PUNT RETURNS:		Tyreek Hill						De'Anthony Thomas					
DATE	OPP.	NO.	YDS	AVG	LG	FC	TD	NO.	YDS	AVG	LG	FC	TD
01/15	Pittsburgh	0	0	0	--	0	0	0	0	0	--	0	0
TOTALS		0	0	0	--	0	0	0	0	0	--	0	0

## Individual GxG Stats: KICKOFF RETURNS

2016 REGULAR SEASON INDIVIDUAL GAME-BY-GAME STATS																			
KICKOFF RETURNS: DATE    OPP.		Knile Davis						Demetrius Harris						Tyreek Hill					
		NO.	YDS	AVG	LG	FC	TD	NO.	YDS	AVG	LG	FC	TD	NO.	YDS	AVG	LG	FC	TD
09/11	San Diego	0	0	0	--	0	0	0	0	0	--	0	0	0	0	0	--	0	0
09/18	at Houston	3	75	25.0	29	0	0	0	0	0	--	0	0	3	83	27.7	30	0	0
09/25	New York Jets	0	0	0	--	0	0	0	0	0	--	0	0	2	21	10.5	16	0	0
10/02	at Pittsburgh	3	51	17.0	30	0	0	0	0	0	--	0	0	2	54	27.0	33	0	0
10/16	at Oakland	INACTIVE						0	0	0	--	0	0	1	30	30.0	30	0	0
10/23	New Orleans	Packers						1	19	19.0	19	0	0	0	0	0	--	0	0
10/30	at Indianapolis	Packers						0	0	0	--	0	0	1	21	21.0	21	0	0
11/06	Jacksonville	0	0	0	--	0	0	0	0	0	--	0	0	1	26	26.0	26	0	0
11/13	at Carolina	1	21	21.0	21	0	0	0	0	0	--	0	0	0	0	0	--	0	0
11/20	Tampa Bay	2	42	21.0	22	0	0	0	0	0	--	0	0	1	21	21.0	21	0	0
11/27	at Denver	0	0	0	--	0	0	0	0	0	--	0	0	1	86	86.0	86t	0	1
12/04	at Atlanta	INACTIVE						0	0	0	--	0	0	0	0	0	--	0	0
12/08	Oakland	INACTIVE						0	0	0	--	0	0	1	25	25.0	25	0	0
12/18	Tennessee	INACTIVE						0	0	0	--	0	0	0	0	0	--	0	0
12/25	Denver	INACTIVE						0	0	0	--	0	0	1	17	17.0	17	0	0
01/01	at San Diego	0	0	0	--	0	0	0	0	0	--	0	0	0	0	0	--	0	0
TOTALS		9	189	21.0	30	0	0	1	19	19.0	19	0	0	14	384	27.4	86t	0	1

KICKOFF RETURNS:		De'Anthony Thomas						Albert Wilson									
DATE	OPP.	NO.	YDS	AVG	LG	FC	TD	NO.	YDS	AVG	LG	FC	TD				
09/11	San Diego	INACTIVE						0	0	0	--	0	0				
09/18	at Houston	INACTIVE						0	0	0	--	0	0				
09/25	New York Jets	INACTIVE						0	0	0	--	0	0				
10/02	at Pittsburgh	INACTIVE						0	0	0	--	0	0				
10/16	at Oakland	0	0	0	--	0	0	0	0	0	--	0	0				
10/23	New Orleans	0	0	0	--	0	0	0	0	0	--	0	0				
10/30	at Indianapolis	0	0	0	--	0	0	0	0	0	--	0	0				
11/06	Jacksonville	1	7	7.0	7	0	0	0	0	0	--	0	0				
11/13	at Carolina	0	0	0	--	0	0	0	0	0	--	0	0				
11/20	Tampa Bay	2	42	21.0	22	0	0	0	0	0	--	0	0				
11/27	at Denver	1	41	41.0	41	0	0	0	0	0	--	0	0				
12/04	at Atlanta	6	130	21.7	30	0	0	0	0	0	--	0	0				
12/08	Oakland	2	48	24.0	25	0	0	0	0	0	--	0	0				
12/18	Tennessee	1	9	9.0	9	0	0	1	13	13.0	13	0	0				
12/25	Denver	0	0	0	--	0	0	0	0	0	--	0	0				
01/01	at San Diego	2	61	30.5	34	0	0	0	0	0	--	0	0				
TOTALS		15	338	22.5	41	0	0	1	13	13.0	13	0	0				



2016 POSTSEASON INDIVIDUAL GAME-BY-GAME STATS													
KICKOFF RETURNS:		Demetrius Harris						Tyreek Hill					
DATE	OPP.	NO.	YDS	AVG	LG	FC	TD	NO.	YDS	AVG	LG	FC	TD
01/15	Pittsburgh	1	25	25.0	25	0	0	4	72	18.0	21	0	0
TOTALS		1	25	25.0	25	0	0	4	72	18.0	21	0	0



# 2016 KANSAS CITY CHIEFS GAME-BY-GAME STARTERS

## OFFENSE

Date	Opponent	WR	LT	LG	C	RG	RT	TE	WR	WR	QB	RB
11-Sep	SAN DIEGO	Maclin	Fisher	Ehinger	Morse	Duvernay-Tardif	Schwartz	Kelce	Conley	Wilson	Smith	Ware
18-Sep	@ Houston	Maclin	Fisher	Fulton	Morse	Reid	Schwartz	Kelce	Harris (TE)	Travis (TE)	Smith	Ware
25-Sep	NEW YORK JETS	Maclin	Fisher	Fulton	Morse	Devey	Schwartz	Kelce	Harris (TE)	Travis (TE)	Smith	Ware
2-Oct	@ Pittsburgh	Maclin	Fisher	Fulton	Morse	Duvernay-Tardif	Schwartz	Kelce	Conley	Harris (TE)	Smith	Ware
16-Oct	@ Oakland	Maclin	Fisher	Ehinger	Morse	Duvernay-Tardif	Schwartz	Kelce	Conley	Harris (TE)	Smith	Ware
23-Oct	NEW ORLEANS	Maclin	Fisher	Ehinger	Morse	Duvernay-Tardif	Schwartz	Kelce	Conley	Sherman (FB)	Smith	Ware
30-Oct	@ Indianapolis	Maclin	Fisher	Ehinger	Morse	Duvernay-Tardif	Schwartz	Kelce	Conley	Wilson	Smith	Ware
6-Nov	JACKSONVILLE	Maclin	Fisher	Fulton	Morse	Duvernay-Tardif	Schwartz	Kelce	Conley	Harris (TE)	Foles	West
13-Nov	@ Carolina	Wilson	Fisher	Fulton	Morse	Duvernay-Tardif	Schwartz	Kelce	Conley	Travis (TE)	Smith	Ware
20-Nov	TAMPA BAY	Wilson	Fisher	Fulton	Morse	Duvernay-Tardif	Schwartz	Kelce	Conley	Harris (TE)	Smith	Ware
27-Nov	@ Denver	Harris (TE)	Fisher	Fulton	Morse	Duvernay-Tardif	Schwartz	Kelce	Conley	O'Shaughnessy (TE)	Smith	Ware
4-Dec	@ Atlanta	Hill	Fisher	Fulton	Morse	Duvernay-Tardif	Schwartz	Kelce	Conley	Wilson	Smith	Ware
8-Dec	OAKLAND	Maclin	Fisher	Fulton	Morse	Duvernay-Tardif	Schwartz	Kelce	Harris (TE)	Sherman (FB)	Smith	Ware
18-Dec	TENNESSEE	Maclin	Fisher	Fulton	Morse	Duvernay-Tardif	Schwartz	Kelce	Harris (TE)	O'Shaughnessy (TE)	Smith	Ware
25-Dec	DENVER	Maclin	Fisher	Fulton	Morse	Duvernay-Tardif	Schwartz	Kelce	Conley	Harris (TE)	Smith	Ware
1-Jan	@ San Diego	Maclin	Fisher	Fulton	Morse	Duvernay-Tardif	Schwartz	O'Shaughnessy (TE)	Harris (TE)	Sherman (FB)	Smith	West

## POST SEASON

15-Jan	PITTSBURGH	Maclin	Fisher	Fulton	Morse	Duvernay-Tardif	Schwartz	Kelce	Conley	Wilson	Smith	Ware
--------	------------	--------	--------	--------	-------	-----------------	----------	-------	--------	--------	-------	------

## DEFENSE

Date	Opponent	LDE	NT	RDE	LOLB	LILB	RILB	ROLB	LCB	RCB	SS	FS
11-Sep	SAN DIEGO	Howard	Poe	Bailey	Ford	Johnson	March-Lillard	Zombo	Peters	Gaines	Berry	Parker
18-Sep	@ Houston	Nelson (CB)	Poe	Bailey	Ford	Johnson	March-Lillard	Zombo	Peters	Gaines	Berry	Parker
25-Sep	NEW YORK JETS	Nelson (CB)	Poe	Bailey	Ford	Johnson	March-Lillard	Zombo	Peters	Gaines	Berry	Parker
2-Oct	@ Pittsburgh	Howard	Poe	Bailey	Ford	Johnson	March-Lillard	Zombo	Peters	Nelson	Berry	Parker
16-Oct	@ Oakland	Howard	Poe	Bailey	Ford	Johnson	March-Lillard	Zombo	Peters	Nelson	Berry	Parker
23-Oct	NEW ORLEANS	Howard	Poe	Jones	Ford	Johnson	Wilson	Zombo	Peters	Nelson	Berry	Parker
30-Oct	@ Indianapolis	Howard	Poe	Jones	Ford	Johnson	Wilson	Zombo	Peters	Nelson	Berry	Parker
6-Nov	JACKSONVILLE	Nelson (CB)	Poe	Jones	Ford	Johnson	Wilson	Zombo	Peters	Gaines	Berry	Parker
13-Nov	@ Carolina	Nunez-Roches	Poe	Jones	Ford	Johnson	Wilson	Zombo	Peters	Nelson	Berry	Parker
20-Nov	TAMPA BAY	Nunez-Roches	Poe	Jones	Houston	Wilson	Johnson	Ford	Nelson	Acker	Berry	Parker
27-Nov	@ Denver	Nunez-Roches	Poe	Jones	Houston	Johnson	Wilson	Hali	Peters	Gaines	Berry	Parker
4-Dec	@ Atlanta	Sorensen (S)	Poe	Jones	Houston	Johnson	Wilson	Zombo	Peters	Nelson	Berry	Parker
8-Dec	OAKLAND	Nelson (CB)	Poe	Jones	Houston	Johnson	Wilson	Ford	Peters	Mitchell	Berry	Parker
18-Dec	TENNESSEE	Nunez-Roches	Poe	Jones	Houston	Alexander	Wilson	Ford	Peters	Nelson	Berry	Parker
25-Dec	DENVER	Nunez-Roches	Poe	Jones	Ford	Wilson	Smith	Zombo	Peters	Nelson	Berry	Parker
1-Jan	@ San Diego	Mitchell (CB)	Poe	Jones	Hali	Smith	Wilson	Ford	Peters	Nelson	Berry	Parker

## POST SEASON

15-Jan	PITTSBURGH	Nelson (CB)	Poe	Jones	Houston	Sorensen (S)	Wilson	Ford	Peters	Mitchell	Berry	Parker
--------	------------	-------------	-----	-------	---------	--------------	--------	------	--------	----------	-------	--------

2016 KANSAS CITY CHIEFS CAPTAINS				
Date	Opponent			
9/11	SAN DIEGO	Eric Berry Dustin Colquitt	Alex Smith	
9/18	@ Houston	Knile Davis Derrick Johnson	Jeremy Maclin	
9/25	NEW YORK JETS	Dontari Poe Anthony Sherman	Spencer Ware	
10/2	@ Pittsburgh	Eric Fisher Tamba Hali	Demetrius Harris	
10/16	@ Oakland	D.J. Alexander Marcus Peters	Mitchell Schwartz	
10/23	NEW ORLEANS	Jamaal Charles Ron Parker	Daniel Sorensen	
10/30	@ Indianapolis	Dee Ford Travis Kelce	Cairo Santos	
11/6	JACKSONVILLE	Laurent Duvernay-Tardif Ramik Wilson	Steven Nelson	
11/13	@ Carolina	Zach Fulton Phillip Gaines	Frank Zombo	
11/20	TAMPA BAY	Justin Houston Mitch Morse	De'Anthony Thomas	
11/27	@ Denver	Eric Berry Dustin Colquitt	Alex Smith	
12/4	@ Atlanta	Chris Conley Albert Wilson	Ramik Wilson	
12/8	OAKLAND	Derrick Johnson Anthony Sherman	Spencer Ware	
12/18	TENNESSEE	Dontari Poe Charcandrick West	James Winchester	
12/25	DENVER	Jeremy Maclin Ron Parker	Daniel Sorensen	
1/1	@ San Diego	Kendall Reyes Cairo Santos	Mitchell Schwartz	
1/15	PITTSBURGH	Eric Berry Dustin Colquitt	Tyreek Hill Justin Houston	Travis Kelce Alex Smith

## Game-By-Game Inactives

2016 Regular Season INACTIVES			
DATE	OPPONENT	PLAYERS	
09/11	San Diego	Kenneth Acker Tyler Bray Jamaal Charles Rakeem Nunez-Roches	KeiVarae Russell De'Anthony Thomas Bryan Witzmann
09/18	at Houston	Kenneth Acker Sam Barrington Tyler Bray Jamaal Charles	Laurent Duvernay-Tardif Parker Ehinger De'Anthony Thomas
09/25	New York Jets	Kenneth Acker Sam Barrington Tyler Bray Jamaal Charles	Parker Ehinger Jah Reid De'Anthony Thomas
10/02	at Pittsburgh	Sam Barrington Tyler Bray Jordan Devey Phillip Gaines	Jah Reid De'Anthony Thomas Charcandrick West
10/16	at Oakland	Kenneth Acker Tyler Bray Knile Davis Jordan Devey	Sio Moore Ross Travis Bryan Witzmann
10/23	New Orleans	Tyler Bray Jordan Devey Phillip Gaines Terrance Mitchell	Sio Moore Ross Travis Bryan Witzmann
10/30	at Indianapolis	Sam Barrington Tyler Bray Jamaal Charles Jordan Devey	Ross Travis D.J. White Bryan Witzmann
11/06	Jacksonville	Terrance Mitchell Mike Person Bishop Sankey Alex Smith	Ross Travis Spencer Ware D.J. White
11/13	at Carolina	Tyler Bray Justin Houston Jaye Howard Jeremy Maclin	Mike Person Bishop Sankey D.J. White
11/20	Tampa Bay	Tyler Bray Jaye Howard Jeremy Maclin Dadi Nicolas	Mike Person Marcus Peters Bishop Sankey
11/27	at Denver	Tyler Bray Dee Ford Jaye Howard Jeremy Maclin	Steven Nelson Mike Person Ross Travis
12/04	at Atlanta	Tyler Bray Knile Davis Phillip Gaines Jeremy Maclin	Dadi Nicolas Mike Person Ross Travis
12/08	Oakland	Kenneth Acker Tyler Bray Knile Davis Dadi Nicolas	Mike Person Ross Travis D.J. White
12/18	Tennessee	Kenneth Acker Tyler Bray Knile Davis Phillip Gaines	Mike Person Kendall Reyes Ross Travis
12/25	Denver	Tyler Bray Knile Davis Phillip Gaines Justin Houston	David King Mike Person Ross Travis
01/01	at San Diego	Tyler Bray Justin Houston Justin March-Lillard Mike Person	Ross Travis Spencer Ware D.J. White



2016 Postseason INACTIVES			
DATE	OPPONENT	PLAYERS	
01/15	Pittsburgh	T.J. Barnes Tyler Bray Knile Davis Victor Ochi	Mike Person Ross Travis D.J. White

2016 TURNOVER CHART							
DEFENSIVE TAKEAWAYS							
Date	Opponent	Takeaway	Qtr.	Yd-Line	Result		
9/11	SAN DIEGO	None					
9/18	@Houston	M. Peters INT (B. Osweller)	1	KC-0	Fumble		
		M. Peters INT (B. Osweller)	3	KC-21	FG		
9/25	NEW YORK JETS	M. Peters INT (R. Fitzpatrick)	1	NYJ-35	TD		
		P. Gaines FF; E. Murray FR	2	KC-48	FG		
		E. Berry INT (R. Fitzpatrick)	3	KC-(-8)	Downs		
		M. Peters INT (R. Fitzpatrick)	4	KC-(-4)	Punt		
		D. Sorensen INT (R. Fitzpatrick)	4	KC-22	Punt		
		D. Johnson INT (R. Fitzpatrick)	4	KC-45	TD		
		D. White INT (R. Fitzpatrick)	4	KC- (-2)	End of Game		
10/2	@ Pittsburgh	None					
10/16	@ Oakland	M. Peters INT (D. Carr)	1	KC-43	TD		
		T. Hali FR	4	KC-12	Punt		
10/23	NEW ORLEANS	D. Sorensen INT (D. Brees)	1	NO-48	TD		
		R. Parker FF; M. Peters FR	4	KC-9	Punt		
10/30	@ Indianapolis	R. Wilson FR	1	IND-23	Missed FG		
		P. Gaines INT (A. Luck)	2	IND-36	TD		
11/6	JACKSONVILLE	R. Wilson INT (B. Bortles)	2	JAX-32	FG		
		P. Gaines FF; S. Nelson FR	3	JAX 38	FG		
		J. Howard FF; M. Peters FR	4	KC- (-2)	Punt		
11/13	@ Carolina	E. Berry INT (C. Newton)	4	CAR-42	TD		
		M. Peters FF; M. Peters FR	4	CAR-34	FG		
11/20	TAMPA BAY	S. Nelson FR	1	KC-21	Punt		
11/27	@ Denver	None					
12/4	@ Atlanta	E. Berry INT (M. Ryan)	2	ATL-37	TD		
12/8	OAKLAND	None					
12/18	TENNESSEE	E. Berry FF; D. Sorensen FR	1	KC-5	TD		
		D. Poe FF; R. Wilson FR	2	TEN-33	Downs		
		R. Parker INT (M. Mariota)	3	KC-46	INT		
12/25	DENVER	D. Sorensen FF; D. Sorensen FR	4	KC-41	TD		
		E. Berry INT (T. Siemian)	4	KC-4	End of Game		
1/1	@ San Diego	M. Peters INT (P. Rivers)	2	50	TD		
		D. Sorensen INT (P. Rivers)	2	KC-(-7)	FG		
POSTSEASON DEFENSIVE TAKEAWAYS							
1/15	PITTSBURGH	E. Berry INT (B. Roethlisberger)	2	KC-(-1)	Punt		
OFFENSIVE GIVEAWAYS							
Date	Opponent	Giveaway	Qtr.	Yd-Line	Result		
9/11	SAN DIEGO	A. Smith INT (J. Verrett)	4	KC-44	Missed FG		
9/18	@ Houston	A. Smith fumble (J. Watt FR)	1	KC-38	TD		
		S. Ware fumble (Q. Demps FF; K. Johnson FR)	2	HOU-33	FG		
		A. Smith fumble (J. Simon FF; W. Mercilus FR)	2	KC-44	Missed FG		
9/25	NEW YORK JETS	S. Ware fumble (M. Gilchrist FF; Touchback)	3	KC-1	INT		
10/2	@ Pittsburgh	A. Smith INT (J. Jones)	1	KC-24	TD		
		S. Ware fumble (R. Cockrell FR)	1	KC-32	TD		
10/16	@ Oakland	None					
11/6	JACKSONVILLE	None					
11/13	@ Carolina	A. Smith INT (T. Boston)	1	CAR-7	Punt		
11/20	TAMPA BAY	A. Smith INT (C. Conte)	4	TB-(-5)	TD		
		L. David FF; G. McCoy FR	4	KC-27	End of Game		
11/27	@ Denver	None					
12/4	@ Atlanta	V.Beasley FF; G.Jarrett FR	1	ATL-43	FG		
12/8	OAKLAND	A. Smith INT (T. Carrie)	2	KC-32	FG		
		A. Smith fumble (K. Mack FF; D. Autry FR)	3	KC-18	Downs		
12/18	TENNESSEE	A. Smith INT (L. Sims)	3	TEN-(-8)	Punt		
12/25	DENVER	A. Smith INT (J. Simmons)	1	KC-44	TD		
1/1	@ San Diego	A. Smith INT (J. Addae)	3	SD-10	TD		
POSTSEASON OFFENSIVE GIVEAWAYS							
1/15	PITTSBURGH	A. Smith INT (R. Shazier)	2	KC-45	INT		
		A. Burns FR	2	KC-40	End of Half		
SPECIAL TEAMS/MISC. TAKEAWAYS							
Date	Opponent	Takeaway	Qtr.	Yd-Line	Result		
9/25	NEW YORK JETS	D. Harris FR	2	NYJ-27	TD		
11/6	JACKSONVILLE	D. Alexander FF; J. O'Shaughnessy FR	1	JAX-23	TD		
11/27	@ Denver	J. Winchester FR	4	KC-41	Punt		
12/25	DENVER	A. Sherman FF; D. Sorensen FR	4	DEN-36	FG		
POSTSEASON SPECIAL TEAMS/MISC. TAKEAWAYS							
1/15	PITTSBURGH	None					
SPECIAL TEAMS/MISC. GIVEAWAYS							
Date	Opponent	Giveaway	Qtr.	Yd-Line	Result		
12/8	OAKLAND	T. Hill fumble (J. Cowser FR)	1	KC-38	FG		
POSTSEASON SPECIAL TEAMS/MISC. GIVEAWAYS							
1/15	PITTSBURGH	None					
2016 TURNOVERS							
Offense:	16 Giveaways 52 Points (6 TDs, 3 FG)			Ratio			
				+16 (33 takes, 17 gives)			
Defense:	29 Takeaways 88 Points (10 TDs, 6 FGs)			Points Off Turnovers Ratio			
				+50 (105 scored, 55 allowed)			
Special Teams:	1 Giveaways 3 Points (0 TD, 1 FG) 4 Takeaway 17 Points (2 TD, 1 FG)						
2016 POSTSEASON TURNOVERS							
Offense:	2 Giveaways 0 Points (0 TD, 0 FG)			Ratio			
				-1 (1 take+F123, 2 gives)			
Defense:	1 Takeaways 0 Points (0 TDs, 0 FGs)			Points Off Turnovers Ratio			
				0 (0 scored, 0 allowed)			
Special Teams:	0 Giveaways 0 Points (0 TD, 0 FG) 0 Takeaways 0 Points (0 TD, 0 FG)						
2016 TAKEAWAY/GIVEAWAY CHART							
Date	Opponent	KC +/- Ratio	KC Takes	Points Off Takes	KC Gives	Points Off Gives	Points Off TO Ratio
9/11	SAN DIEGO	-1	0(0 FUM, 0 INT)	0	1 (0 FUM, 1INT)	0	0
9/18	@ Houston	-1	2 (0 FUM, 2 INT)	3	3 (3 FUM, 0 INT)	10	-7
9/25	NEW YORK JETS	+7	8 (2 FUM, 6 INT)	24	1 (1 FUM, 0 INT)	0	+24
10/2	@ Pittsburgh	-2	0 (0 FUM, 0 INT)	0	2 (1 FUM, 1 INT)	15	-15
10/16	@ Oakland	+2	2 (1 FUM, 1 INT)	7	0 (0 FUM, 0 INT)	0	+7
10/23	NEW ORLEANS	+2	2 (1 FUM, 1 INT)	7	0 (0 FUM, 0 INT)	0	+7
10/30	Indianapolis	+2	2 (1 FUM, 1 INT)	7	0 (0 FUM, 0 INT)	0	+7
11/6	JACKSONVILLE	+4	4 (3 FUM, 1 INT)	13	0 (0 FUM, 0 INT)	0	+13
11/13	Carolina	+1	2 (1 FUM, 1 INT)	11	1 (0 FUM, 1 INT)	0	+11
11/20	TAMPA BAY	-1	1 (1 FUM, 0 INT)	0	1 (1 FUM, 1 INT)	7	-7
11/27	@ Denver	+1	1 (1 FUM, 0 INT)	0	0 (0 FUM, 0 INT)	0	0
12/4	@ Atlanta	0	1 (0 FUM, 1 INT)	7	1 (1 FUM, 0 INT)	3	+4
12/8	OAKLAND	-3	0 (0 FUM, 0 INT)	0	3 (2 FUM, 1 INT)	6	-6
12/18	TENNESSEE	+2	3 (2 FUM, 1 INT)	7	1 (0 FUM, 1 INT)	0	+7
12/25	DENVER	+2	3 (2 FUM, 1 INT)	9	1 (0 FUM, 1 INT)	7	+2
1/1	@ San Diego	+1	2 (0 FUM, 2 INT)	10	1 (0 FUM, 1 INT)	7	+3
<b>TOTALS</b>		<b>+16</b>	<b>33 (15 FUM, 18 INT)</b>	<b>105</b>	<b>17 (9 FUM, 8 INT)</b>	<b>55</b>	<b>50</b>
2016 POSTSEASON TAKEAWAY/GIVEAWAY CHART							
1/15	PITTSBURGH	-1	1 (0 FUM, 1 INT)	0	2 (1 FUM, 1 INT)	0	0
<b>TOTALS</b>		<b>-1</b>	<b>1 (0 FUM, 1 INT)</b>	<b>0</b>	<b>2 (1 FUM, 1 INT)</b>	<b>0</b>	<b>0</b>

## Inside the 20

2016 REGULAR SEASON - INSIDE THE 20			
DATE	OPPONENT	OFFENSE	DEFENSE
09/11	San Diego	TD - Pass TD - Pass FG - 33 yards TD - Run TD - Run	TD - Run TD - Run TD - Pass FG - 29 yards FG - 28 yards
09/18	at Houston	FG - 35 yards FG - 30 yards	Interception FG - 32 yards FG - 24 yards FG - 31 yards
09/25	New York Jets	TD - Pass FG - 27 yards Fumble	FG - 28 yards Interception Interception Interception
10/02	at Pittsburgh	Downs TD - Pass TD - Pass	TD - Pass TD - Pass TD - Run
10/16	at Oakland	TD - Run TD - Run Missed FG TD - Run FG - 22 yards End of Game	TD - Pass
10/23	New Orleans	NONE	TD - Pass TD - Pass Fumble TD - Pass
10/30	at Indianapolis	FG - 33 yards Missed FG TD - Pass TD - Pass FG - 22 yards	TD - Pass TD - Pass
11/06	Jacksonville	FG - 26 yards FG - 24 yards FG - 36 yards	TD - Pass Fumble TD - Pass
11/13	at Carolina	FG - 36 yards FG - 33 yards FG - 37 yards	TD - Run
11/20	Tampa Bay	FG - 22 yards TD - Run Interception TD - Pass	Fumble FG - 31 yards FG - 22 yards FG - 36 yards TD - Pass
11/27	at Denver	TD - Run TD - Pass FG - 37 yards FG - 34 yards	FG - 33 yards TD - Pass FG - 44 yards
12/04	at Atlanta	TD - Run TD - Pass	TD - Run FG - 22 yards FG - 22 yards Downs TD - Run TD - Pass
12/08	Oakland	TD - Run	TD - Run FG - 33 yards Downs Downs
12/18	Tennessee	TD - Run Downs FG - 34 yards Interception	TD - Run TD - Run
12/25	Denver	TD - Run FG - 27 yards TD - Pass	TD - Run
01/01	at San Diego	FG - 35 yards TD - Run TD - Pass FG - 25 yards Interception TD - Pass FG - 37 yards	FG - 35 yards TD - Pass Interception FG - 29 yards TD - Pass

	OFFENSE	DEFENSE
<b>Inside the 20</b>	55	53
<b>Scores</b>	46	42
<b>Touchdowns</b>	25	26
<b>Field Goals</b>	21	16
<b>Total Points in 20</b>	235	227
<b>Fumbles</b>	1	3
<b>Interceptions</b>	3	5
<b>Missed Field Goals</b>	2	0
<b>Lost on Downs</b>	2	3
<b>End of Half/Game</b>	1	0
<b>TDs Outside</b>	10	7

2016 POSTSEASON - INSIDE THE 20			
DATE	OPPONENT	OFFENSE	DEFENSE
01/15	Pittsburgh	TD - Pass TD - Run	FG - 22 yards FG - 36 yards Interception FG - 43 yards

	OFFENSE	DEFENSE
Inside the 20	2	4
Scores	2	3
Touchdowns	2	0
Field Goals	0	3
Total Points in 20	13	9
Fumbles	0	0
Interceptions	0	1
Missed Field Goals	0	0
Lost on Downs	0	0
End of Half/Game	0	0
TDs Outside	0	0

## Goal to Go Situations

2016 REGULAR SEASON - GOAL TO GO SITUATIONS			
DATE	OPPONENT	OFFENSE	DEFENSE
09/11	San Diego	TD - Run TD - Run	TD - Run TD - Pass
09/18	at Houston	NONE	Interception
09/25	New York Jets	Field Goal - 27 yards Fumble	Interception Interception
10/02	at Pittsburgh	Lost on Downs TD - Pass	TD - Pass TD - Run
10/16	at Oakland	TD - Run TD - Run TD - Run Field Goal - 22 yards End of Game	TD - Pass
10/23	New Orleans	NONE	TD - Pass TD - Pass TD - Pass
10/30	at Indianapolis	Field Goal Missed - 28 yards Field Goal - 22 yards	TD - Pass
11/06	Jacksonville	NONE	TD - Pass Fumble
11/13	at Carolina	NONE	TD - Run
11/20	Tampa Bay	Field Goal - 22 yards Interception TD - Pass	Field Goal - 22 yards
11/27	at Denver	TD - Pass	TD - Pass
12/04	at Atlanta	TD - Run	TD - Run Field Goal - 22 yards TD - Run TD - Pass
12/08	Oakland	TD - Run	TD - Run Lost on Downs
12/18	Tennessee	TD - Run Lost on Downs Interception	TD - Run TD - Run
12/25	Denver	TD - Run TD - Pass	TD - Run
01/01	at San Diego	Field Goal - 35 yards TD - Run TD - Pass Field Goal - 25 yards TD - Pass	TD - Pass Field Goal - 29 yards

	OFFENSE	DEFENSE
<b>Goal-To-Go Situations</b>	29	28
<b>Scores</b>	22	23
<b>Touchdowns</b>	16	20
<b>Field Goals</b>	6	3
<b>Total Points</b>	127	146
<b>Fumbles</b>	1	1
<b>Interceptions</b>	2	3
<b>Missed Field Goals</b>	1	0
<b>Lost on Downs</b>	2	1
<b>End of Half/Game</b>	1	0



2016 POSTSEASON - GOAL TO GO SITUATIONS			
DATE	OPPONENT	OFFENSE	DEFENSE
01/15	Pittsburgh	TD - Pass TD - Run	Interception

	OFFENSE	DEFENSE
Goal-To-Go Situations	2	1
Scores	2	0
Touchdowns	2	0
Field Goals	0	0
Total Points	13	0
Fumbles	0	0
Interceptions	0	1
Missed Field Goals	0	0
Lost on Downs	0	0
End of Half/Game	0	0

## Big Run Plays (10+ Yards)

2016 REGULAR SEASON - BIG RUN PLAYS (10+ YARDS)					
DATE	OPPONENT	CHIEFS PLAYER	YDS.	OPP. PLAYER	YDS.
09/11	San Diego	Spencer Ware	11	Melvin Gordon	17
		Spencer Ware	10	Danny Woodhead	12
		Spencer Ware	14	Danny Woodhead	21
		Spencer Ware	13	Philip Rivers	10
09/18	at Houston	Spencer Ware	25	NONE	
		Charcandrick West	28		
		Charcandrick West	21		
09/25	New York Jets	Spencer Ware	17	Ryan Fitzpatrick	12
		Spencer Ware	13	Matt Forte	10
		Spencer Ware	16	Matt Forte	15
		Spencer Ware	11	Bilal Powell	13
				Bilal Powell	12
10/02	at Pittsburgh	Spencer Ware	46	Le'Veon Bell	14
				Le'Veon Bell	18
				Le'Veon Bell	12
				Le'Veon Bell	44
10/16	at Oakland	Spencer Ware	10	NONE	
		Jamaal Charles	17		
		Spencer Ware	45		
10/23	New Orleans	Spencer Ware	11	Tim Hightower	12
		Spencer Ware	12	Tim Hightower	13
		Tyreek Hill	18		
		Spencer Ware	11		
		Spencer Ware	11		
10/30	at Indianapolis	Charcandrick West	18	Frank Gore	11
				Andrew Luck	10
				Andrew Luck	13
				Andrew Luck	17
11/06	Jacksonville	Tyreek Hill	16	Chris Ivory	11
		Charcandrick West	14	Chris Ivory	13
				Chris Ivory	42
				Blake Bortles	12
				Marqise Lee	11
				T.J. Yeldon	16
				Chris Ivory	12
				Blake Bortles	26
11/13	at Carolina	Spencer Ware	12	Cam Newton	28
		Tyreek Hill	12	Jonathan Stewart	10
		Spencer Ware	11		
11/20	Tampa Bay	Spencer Ware	15	Doug Martin	12
		<b>Alex Smith</b>	<b>11</b>	Jameis Winston	12
11/27	at Denver	NONE		Devontae Booker	10
				Devontae Booker	13
				Trevor Siemian	14
12/04	at Atlanta	Tyreek Hill	13	Matt Ryan	10
		De'Anthony Thomas	23	Devonta Freeman	14
		<b>Albert Wilson</b>	<b>55</b>	Devonta Freeman	13
				Matt Ryan	12
12/08	Oakland	NONE		Latavius Murray	11
				Latavius Murray	11
				Latavius Murray	12
12/18	Tennessee	<b>Tyreek Hill</b> <b>Alex Smith</b>	<b>68</b> <b>10</b>	DeMarco Murray	12
				Derrick Henry	11
				Derrick Henry	15
				DeMarco Murray	11
				Derrick Henry	14
				DeMarco Murray	10
12/25	Denver	Tyreek Hill	28	Devontae Booker	12
		Spencer Ware	18	Juwan Thompson	14
		<b>Alex Smith</b>	<b>10</b>		
		<b>Tyreek Hill</b>	<b>70</b>		
		Alex Smith	24		
		Alex Smith	13		
01/01	at San Diego	Charcandrick West	13	Andre Williams	13
		Charcandrick West	14	Ronnie Hillman	10
		Tyreek Hill	20	Andre Williams	14
				Ronnie Hillman	17
<b>TOTALS</b>		<b>42 - 848 (20.2), 6 TDS</b>		<b>53 - 764 (14.4), 0 TDS</b>	

2016 POSTSEASON - BIG RUN PLAYS (10+ YARDS)					
DATE	OPPONENT	CHIEFS PLAYER	YDS.	OPP. PLAYER	YDS.
01/15	Pittsburgh	Spencer Ware	11	Le'Veon Bell	11
				Le'Veon Bell	17
				Le'Veon Bell	38
TOTALS		1 - 11 (11.0), 0 TDS		3 - 66 (22.0), 0 TDS	

## Big Pass Plays (20+ Yards)

2016 REGULAR SEASON - BIG PASS PLAYS (20+ YARDS)					
DATE	OPPONENT	CHIEFS PLAYER	YDS.	OPP. PLAYER	YDS.
09/11	San Diego	Alex Smith -> Spencer Ware Alex Smith -> Travis Kelce Alex Smith -> Spencer Ware Alex Smith -> Jeremy Maclin Alex Smith -> Spencer Ware	28 20 45 22 20	Philip Rivers -> Tyrell Williams Philip Rivers -> Tyrell Williams Philip Rivers -> Hunter Henry	33 38 20
09/18	at Houston	Alex Smith -> Spencer Ware	34	Brock Osweiler -> Will Fuller <b>Brock Osweiler -&gt; DeAndre Hopkins</b> Brock Osweiler -> Will Fuller Brock Osweiler -> DeAndre Hopkins	53 27 20 35
09/25	New York Jets	Alex Smith -> Chris Conley Alex Smith -> Travis Kelce	20 42	Ryan Fitzpatrick -> Robby Anderson Ryan Fitzpatrick -> Eric Decker	26 31
10/02	at Pittsburgh	Alex Smith -> Jeremy Maclin	20	Ben Roethlisberger -> Sammie Coates <b>Ben Roethlisberger -&gt; Darrius Heyward-Bey</b> <b>Ben Roethlisberger -&gt; Antonio Brown</b> Ben Roethlisberger -> David Johnson <b>Ben Roethlisberger -&gt; Markus Wheaton</b>	47 31 38 26 30
10/16	at Oakland	Alex Smith -> Travis Kelce Alex Smith -> Albert Wilson Alex Smith -> Jeremy Maclin Alex Smith -> Spencer Ware	21 26 38 30	Derek Carr -> Amari Cooper Derek Carr -> Clive Walford	24 20
10/23	New Orleans	<b>Alex Smith -&gt; Spencer Ware</b> <b>Alex Smith -&gt; Tyreek Hill</b>	<b>46</b> <b>38</b>	Drew Brees -> Coby Fleener Drew Brees -> Michael Thomas Drew Brees -> Michael Thomas Drew Brees -> Michael Thomas	30 23 21 21
10/30	at Indianapolis	Nick Foles -> Tyreek Hill Alex Smith -> Travis Kelce Alex Smith -> Spencer Ware <b>Nick Foles -&gt; Tyreek Hill</b> Nick Foles -> Chris Conley Nick Foles -> Jeremy Maclin	49 21 23 34 33 28	Andrew Luck -> Jack Doyle Andrew Luck -> T.Y. Hilton	20 20
11/06	Jacksonville	Nick Foles -> Travis Kelce <b>Nick Foles -&gt; Albert Wilson</b> Nick Foles -> Charcandrick West	23 23 24	Blake Bortles -> Allen Robinson Blake Bortles -> Marqise Lee	20 51
11/13	at Carolina	Alex Smith -> Tyreek Hill	27	Cam Newton -> Ed Dickson <b>Cam Newton -&gt; Devin Funchess</b>	26 38
11/20	Tampa Bay	Alex Smith -> Tyreek Hill Alex Smith -> Travis Kelce Alex Smith -> Travis Kelce	42 21 44	Jameis Winston -> Mike Evans Jameis Winston -> Doug Martin Jameis Winston -> Mike Evans	23 27 31
11/27	at Denver	Alex Smith -> Travis Kelce	21	Trevor Siemian -> Emmanuel Sanders Trevor Siemian -> Demaryius Thomas Trevor Siemian -> Emmanuel Sanders <b>Trevor Siemian -&gt; Emmanuel Sanders</b> <b>Trevor Siemian -&gt; Bennie Fowler</b> Trevor Siemian -> Devontae Booker	20 24 64 35 76 22
12/04	at Atlanta	Alex Smith -> Travis Kelce Alex Smith -> Travis Kelce Alex Smith -> Albert Wilson Alex Smith -> Travis Kelce Alex Smith -> Tyreek Hill	21 35 21 27 25	Matt Ryan -> Julio Jones Matt Ryan -> Julio Jones Matt Ryan -> Julio Jones Matt Ryan -> Levine Toilolo	20 21 20 42
12/08	Oakland	Alex Smith -> Chris Conley <b>Alex Smith -&gt; Tyreek Hill</b> Alex Smith -> Travis Kelce Alex Smith -> Chris Conley Alex Smith -> Travis Kelce	39 36 28 31 34	NONE	
12/18	Tennessee	Alex Smith -> Jeremy Maclin	44	Marcus Mariota -> Rishard Matthews Marcus Mariota -> Rishard Matthews	35 46
12/25	Denver	<b>Alex Smith -&gt; Travis Kelce</b> Alex Smith -> Spencer Ware	<b>80</b> 20	Trevor Siemian -> Devontae Booker Trevor Siemian -> Emmanuel Sanders Trevor Siemian -> Jordan Taylor	21 26 26
01/01	at San Diego	Alex Smith -> Charcandrick West Alex Smith -> Jeremy Maclin Alex Smith -> Albert Wilson Alex Smith -> Tyreek Hill	28 23 42 20	Philip Rivers -> Ronnie Hillman Philip Rivers -> Antonio Gates Philip Rivers -> Antonio Gates	21 23 20
<b>TOTALS</b>		<b>46 - 1417 (30.8), 6 TDS</b>		<b>47 - 1412 (30.0), 7 TDS</b>	

2016 POSTSEASON - BIG PASS PLAYS (20+ YARDS)					
DATE	OPPONENT	CHIEFS PLAYER	YDS.	OPP. PLAYER	YDS.
01/15	Pittsburgh	Alex Smith -> Travis Kelce	21	Ben Roethlisberger -> Antonio Brown	52
		Alex Smith -> Jeremy Maclin	20	Ben Roethlisberger -> Jesse James	26
		Alex Smith -> Travis Kelce	24	Ben Roethlisberger -> Antonio Brown	29
				Ben Roethlisberger -> Jesse James	23
		TOTALS		3 - 65 (21.7), 0 TDS	



# Advances Chart

2016 REGULAR SEASON CHIEFS ADVANCES					
DATE	OPPONENT	RUSHES	COMPLETIONS	ADVANCES	OUTCOME
09/11	San Diego	19	34	53	W 33-27 OT
09/18	at Houston	19	20	39	L 19-12
09/25	New York Jets	27	25	52	W 24-3
10/02	at Pittsburgh	18	30	48	L 43-14
10/16	at Oakland	40	19	59	W 26-10
10/23	New Orleans	28	17	45	W 27-21
10/30	at Indianapolis	27	25	52	W 30-14
11/06	Jacksonville	22	20	42	W 19-14
11/13	at Carolina	20	25	45	W 20-17
11/20	Tampa Bay	21	24	45	L 19-17
11/27	at Denver	26	26	52	W 30-27 OT
12/04	at Atlanta	22	21	43	W 29-28
12/08	Oakland	27	17	44	W 21-13
12/18	Tennessee	28	15	43	L 19-17
12/25	Denver	37	26	63	W 33-10
01/01	at San Diego	31	21	52	W 37-27
<b>TOTALS</b>		<b>412</b>	<b>365</b>	<b>777</b>	

2016 REGULAR SEASON OPPONENT ADVANCES					
DATE	OPPONENT	RUSHES	COMPLETIONS	ADVANCES	OUTCOME
09/11	San Diego	32	25	57	W 33-27 OT
09/18	at Houston	34	19	53	L 19-12
09/25	New York Jets	22	20	42	W 24-3
10/02	at Pittsburgh	26	22	48	L 43-14
10/16	at Oakland	17	22	39	W 26-10
10/23	New Orleans	22	37	59	W 27-21
10/30	at Indianapolis	21	19	40	W 30-14
11/06	Jacksonville	32	22	54	W 19-14
11/13	at Carolina	29	23	52	W 20-17
11/20	Tampa Bay	34	24	58	L 19-17
11/27	at Denver	38	20	58	W 30-27 OT
12/04	at Atlanta	30	22	52	W 29-28
12/08	Oakland	31	17	48	W 21-13
12/18	Tennessee	29	19	48	L 19-17
12/25	Denver	14	17	31	W 33-10
01/01	at San Diego	26	22	48	W 37-27
<b>TOTALS</b>		<b>437</b>	<b>350</b>	<b>787</b>	

Chiefs Record When:	
Having 45 or more advances	9 - 2
Having 50 or more advances	7 - 0
Having less than 45 advances	3 - 2
Having less than 50 advances	5 - 4
Allowing 45 or more advances	8 - 4
Allowing 50 or more advances	6 - 2
Allowing less than 45 advances	4 - 0
Allowing less than 50 advances	6 - 2

NOTE: Advances equal to all rushing attempts plus completions.

2016 POSTSEASON CHIEFS ADVANCES					
DATE	OPPONENT	RUSHES	COMPLETIONS	ADVANCES	OUTCOME
01/15	Pittsburgh	14	20	34	L 18-16
<b>TOTALS</b>		<b>14</b>	<b>20</b>	<b>34</b>	

2016 POSTSEASON OPPONENT ADVANCES					
DATE	OPPONENT	RUSHES	COMPLETIONS	ADVANCES	OUTCOME
01/15	Pittsburgh	34	20	54	L 18-16
<b>TOTALS</b>		<b>34</b>	<b>20</b>	<b>54</b>	

Chiefs Record When:	
Having 45 or more advances	0 - 0
Having 50 or more advances	0 - 0
Having less than 45 advances	0 - 1
Having less than 50 advances	0 - 1
Allowing 45 or more advances	0 - 1
Allowing 50 or more advances	0 - 1
Allowing less than 45 advances	0 - 0
Allowing less than 50 advances	0 - 0

NOTE: Advances equal to all rushing attempts plus completions.

# Scoring Drives

CHIEFS 2016 REGULAR SEASON SCORING DRIVES								
DATE	OPPONENT	ACQUIRED	DRIVE START	PLAYS	YARDS	TIME	FIRST DOWNS	SCORING PLAY
09/11	San Diego	Kickoff Kickoff Missed FG Punt Punt Kickoff	KC 25 KC 25 KC 44 KC 23 SD 42 KC 30	7 7 7 12 4 10	46 75 56 62 42 70	3:09 3:15 2:02 3:40 0:46 5:07	2 3 4 3 4 5	C. Santos: 47-yard FG T. Hill: 9-yard pass from A. Smith J. Maclin: 19-yard pass from A. Smith C. Santos: 33-yard FG S. Ware: 5-yard run A. Smith: 2-yard run
09/18	at Houston	Punt Interception Kickoff Kickoff	HOU 34 KC 49 KC 31 KC 12	4 5 8 10	-2 26 52 76	1:17 2:50 2:00 2:07	0 1 2 5	C. Santos: 54-yard FG C. Santos: 43-yard FG C. Santos: 35-yard FG C. Santos: 30-yard FG
09/25	New York Jets	Interception Fumble	NYJ 35 KC 47	4 14	35 44	2:11 6:59	3 4	T. Kelce: 12-yard pass from A. Smith C. Santos: 27-yard FG
10/02	at Pittsburgh	Punt Punt	PIT 47 KC 38	7 7	47 62	2:17 3:41	3 3	T. Hill: 9-yard pass from A. Smith T. Kelce: 3-yard pass from A. Smith
10/16	at Oakland	Interception Missed FG Kickoff Punt Punt	KC 43 KC 42 KC 25 OAK 36 KC 22	10 6 7 5 11	57 58 75 32 52	5:27 3:18 3:23 2:47 5:32	5 3 4 1 3	S. Ware: 2-yard run J. Charles: 4-yard run D. Poe: 1-yard run C. Santos: 22-yard FG C. Santos: 44-yard FG
10/23	New Orleans	Kickoff Punt Kickoff Kickoff	KC 25 KC 15 KC 37 NO 46	5 8 7 6	75 85 42 23	2:00 4:58 3:36 2:05	3 6 2 1	S. Ware: 46-yard pass from A. Smith T. Hill: 38-yard pass from A. Smith C. Santos: 39-yard FG C. Santos: 41-yard FG
10/30	at Indianapolis	Kickoff Punt Interception Punt Punt Punt	KC 25 KC 20 IND 36 KC 25 50 yard line KC 30	12 6 3 10 10 8	60 80 36 75 46 44	4:40 3:28 0:19 5:27 5:05 3:34	3 3 2 4 3 2	C. Santos: 33-yard FG T. Kelce: 14-yard pass from N. Foles J. Maclin: 13-yard pass from A. Smith T. Hill: 34-yard pass from N. Foles C. Santos: 22-yard FG C. Santos: 44-yard FG
11/06	Jacksonville	Fumble Interception Fumble Punt Missed FG	JAX 23 JAX 13 JAX 38 JAX 30 KC 44	2 4 4 6 9	23 5 5 25 38	0:14 2:06 1:32 2:29 5:09	1 0 0 1 2	A. Wilson: 23-yard pass from N. Foles C. Santos: 26-yard FG C. Santos: 51-yard FG C. Santos: 24-yard FG C. Santos: 36-yard FG
11/13	at Carolina	Kickoff Punt Punt Fumble	KC 25 KC 20 CAR 49 CAR 29	12 11 7 3	46 62 35 11	1:42 3:19 3:09 0:20	4 4 2 1	C. Santos: 47-yard FG C. Santos: 36-yard FG C. Santos: 33-yard FG C. Santos: 37-yard FG
11/20	Tampa Bay	Kickoff Kickoff Kickoff	KC 22 KC 20 KC 22	14 6 12	74 80 78	7:53 3:06 3:59	5 3 7	C. Santos: 22-yard FG A. Smith: 11-yard run A. Wilson: 3-yard pass from A. Smith
11/27	at Denver	Kickoff Kickoff Kickoff Missed FG	KC 25 KC 25 KC 35 DEN 48	12 13 10 4	75 75 46 32	7:07 2:48 4:32 1:01	5 8 3 2	T. Hill: 3-yard run T. Hill: 3-yard pass from A. Smith C. Santos: 37-yard FG C. Santos: 34-yard FG
12/04	at Atlanta	Kickoff Kickoff Kickoff	KC 28 KC 8 KC 36	4 11 4	72 92 64	2:02 6:20 2:08	4 5 1	S. Ware: 3-yard run S. Ware: 3-yard pass from A. Smith A. Wilson: 55-yard run
12/08	Oakland	Punt Punt	KC 30 KC 22	5 7	70 78	1:38 4:56	3 4	T. Hill: 36-yard pass from A. Smith C. West: 3-yard run
12/18	Tennessee	Punt Fumble Punt	KC 26 KC 47 TEN 45	2 4 8	74 53 29	0:51 2:20 1:29	1 2 1	T. Hill: 68-yard run A. Smith: 10-yard run C. Santos: 34-yard FG
12/25	Denver	Punt Punt Kickoff Punt Fumble Fumble	KC 23 KC 19 KC 16 KC 38 DEN 36 DEN 43	7 4 2 11 6 10	77 81 84 53 15 43	3:51 2:12 1:01 5:59 2:58 4:31	4 2 1 3 1 4	A. Smith: 10-yard run T. Hill: 70-yard run T. Kelce: 80-yard pass from A. Smith C. Santos: 27-yard FG C. Santos: 39-yard FG D. Harris: 2-yard pass from D. Poe
01/01	at San Diego	Kickoff Kickoff Interception Interception Kickoff Kickoff	KC 31 KC 25 SD 34 KC 20 KC 40 50 yard line	10 4 9 8 12 10	53 75 34 73 57 31	4:56 1:56 4:26 1:10 6:35 5:48	2 4 4 6 5 2	C. Santos: 35-yard FG A. Smith: 5-yard run C. West: 4-yard pass from A. Smith C. Santos: 25-yard FG C. West: 2-yard pass from A. Smith C. Santos: 37-yard FG
	<b>AVG</b>			<b>7.49</b>	<b>53.1</b>	<b>3:18</b>	<b>2.98</b>	
	<b>TOTALS</b>			<b>487</b>	<b>3,449</b>	<b>214:33</b>	<b>194</b>	

CHIEFS 2016 POSTSEASON SCORING DRIVES								
DATE	OPPONENT	ACQUIRED	DRIVE START	PLAYS	YARDS	TIME	FIRST DOWNS	SCORING PLAY
01/15	Pittsburgh	Kickoff Punt Kickoff	KC 45 PIT 46 KC 25	6 7 13	55 16 75	3:29 2:50 7:06	4 1 6	A. Wilson: 5-yard pass from A. Smith C. Santos: 48-yard FG S. Ware: 1-yard run
	AVG			8.67	48.7	4:28	3.67	
	TOTALS			26	146	13:25	11	

# Opponents Scoring Drives

CHIEFS OPPONENTS2016 REGULAR SEASON SCORING DRIVES								
DATE	OPPONENT	ACQUIRED	DRIVE START	PLAYS	YARDS	TIME	FIRST DOWNS	SCORING PLAY
09/11	San Diego	Kickoff	SD 25	6	75	3:24	5	M. Gordon: 1-yard run
		Punt	SD 20	13	80	6:51	6	M. Gordon: 6-yard run
		Punt	KC 38	6	38	3:32	3	D. Woodhead: 4-yard pass from P. Rivers
		Punt	KC 45	9	34	4:00	3	J. Lambo: 29-yard FG
		Kickoff	SD 25	9	65	4:23	3	J. Lambo: 28-yard FG
09/18	at Houston	Fumble	KC 27	1	27	0:07	1	D. Hopkins: 27-yard pass from B. Osweiler
		Punt	HOU 17	14	69	6:43	4	N. Novak: 32-yard FG
		Fumble	KC 14	4	8	0:19	0	N. Novak: 24-yard FG
		Kickoff	HOU 40	11	47	5:22	3	N. Novak: 31-yard FG
		Kickoff	HOU 25	11	49	4:38	3	N. Novak: 43-yard FG
09/25	New York Jets	Kickoff	NYJ 44	9	46	3:56	2	N. Folk: 28-yard FG
10/02	at Pittsburgh	Fumble	KC 32	3	32	1:23	1	D. Heyward-Bey: 31-yard pass from B. Roethlisberger
		Interception	KC 4	1	4	0:04	1	A. Brown: 4-yard pass from B. Roethlisberger
		Punt	KC 40	2	40	0:47	1	A. Brown: 38-yard pass from B. Roethlisberger
		Punt	PIT 20	10	80	3:44	5	J. James: 9-yard pass from B. Roethlisberger
		Kickoff	PIT 25	6	75	3:41	3	M. Wheaton: 30-yard pass from B. Roethlisberger
10/16	at Oakland	Kickoff	KC 46	7	46	3:02	4	A. Holmes: 3-yard pass from D. Carr
		Missed FG	OAK 28	5	44	0:25	2	S. Janikowski: 46-yard FG
10/23	New Orleans	Punt	NO 20	10	80	4:40	6	B. Cooks: 9-yard pass from D. Brees
		Kickoff	NO 25	14	75	8:03	6	M. Ingram: 3-yard pass from D. Brees
		Punt	NO 20	10	80	2:27	5	B. Coleman: 10-yard pass from D. Brees
10/30	at Indianapolis	Kickoff	IND 37	6	63	2:51	4	F. Gore: 18-yard pass from A. Luck
		Kickoff	IND 25	10	75	5:29	6	D. Moncrief: 3-yard pass from A. Luck
11/06	Jacksonville	Punt	JAX 12	11	88	3:19	7	A. Robinson: 1-yard pass from B. Bortles
		Punt	JAX 39	9	61	2:24	5	T. Yeldon: 13-yard pass from B. Bortles
11/13	at Carolina	Kickoff	CAR 22	9	54	4:11	2	G. Gano: 42-yard FG
		Punt	CAR 20	11	80	5:44	7	C. Newton: 4-yard run
		Punt	CAR 13	7	87	3:36	4	D. Funchess: 38-yard pass from C. Newton
11/20	Tampa Bay	Punt	TB 26	9	62	4:28	3	R. Aguayo: 31-yard FG
		Punt	TB 34	10	63	4:20	3	R. Aguayo: 22-yard FG
		Kickoff	TB 25	9	47	1:06	4	R. Aguayo: 41-yard FG
		Kickoff	TB 26	12	56	5:00	5	R. Aguayo: 36-yard FG
		Interception	TB 48	9	52	5:42	3	A. Cross: 3-yard pass from J. Winston
11/27	at Denver	Kickoff	DEN 25	10	60	4:17	4	B. McManus: 33-yard FG
		Punt	DEN 37	12	63	5:20	4	J. Taylor: 6-yard pass from T. Siemian
		Punt	DEN 12	4	88	1:37	2	E. Sanders: 35-yard pass from T. Siemian
		Punt	DEN 4	6	96	2:37	2	B. Fowler: 76-yard pass from T. Siemian
		Kickoff	DEN 25	11	49	6:09	3	B. McManus: 44-yard FG
12/04	at Atlanta	Kickoff	ATL 19	10	81	4:58	7	D. Freeman: 1-yard run
		Kickoff	ATL 25	5	71	2:49	3	M. Bryant: 22-yard FG
		Fumble	ATL 43	11	53	4:26	5	M. Bryant: 22-yard FG
		Kickoff	ATL 25	5	33	0:37	2	M. Bryant: 59-yard FG
		Punt	ATL 20	11	80	6:12	7	D. Freeman: 1-yard run
12/08	Oakland	Punt	ATL 20	10	80	4:53	4	A. Robinson: 5-yard pass from M. Ryan
		Muffed Punt	KC 38	7	12	1:53	1	S. Janikowski: 44-yard FG
		Kickoff	OAK 8	14	92	6:11	8	L. Murray: 1-yard run
12/18	Tennessee	Interception	KC 18	4	4	0:57	0	S. Janikowski: 33-yard FG
		Punt	TEN 13	6	87	3:33	5	D. Henry: 4-yard run
		Punt	TEN 28	11	51	3:26	3	R. Succop: 39-yard FG
		Punt	TEN 12	12	88	4:42	6	D. Henry: 1-yard run
		Punt	TEN 25	6	40	1:07	2	R. Succop: 53-yard FG
12/25	Denver	Interception	KC 6	2	6	0:41	1	J. Forsett: 1-yard run
		Missed FG	DEN 29	6	37	1:47	2	B. McManus: 52-yard FG
01/01	at San Diego	Kickoff	SD 28	10	55	4:44	3	J. Lambo: 35-yard FG
		Kickoff	SD 24	11	76	5:31	7	A. Gates: 2-yard pass from P. Rivers
		Kickoff	SD 25	14	64	5:40	5	J. Lambo: 29-yard FG
		Kickoff	SD 11	10	89	2:23	5	H. Henry: 12-yard pass from P. Rivers
	AVG			8.43	58.8	3:37	3.69	
	TOTALS			489	3,412	210:00	214	

CHIEFS OPPONENTS2016 POSTSEASON SCORING DRIVES								
DATE	OPPONENT	ACQUIRED	DRIVE START	PLAYS	YARDS	TIME	FIRST DOWNS	SCORING PLAY
01/15	Pittsburgh	Kickoff	PIT 30	11	66	5:22	4	C. Boswell: 22-yard FG
		Kickoff	PIT 25	7	55	2:18	1	C. Boswell: 38-yard FG
		Punt	PIT 29	14	53	6:30	4	C. Boswell: 36-yard FG
		Punt	PIT 45	9	28	4:08	2	C. Boswell: 45-yard FG
		Punt	PIT 26	7	49	3:42	2	C. Boswell: 43-yard FG
		Punt	PIT 30	10	45	5:21	3	C. Boswell: 43-yard FG
		Kickoff	PIT 30	10	45	5:21	3	C. Boswell: 43-yard FG
	AVG			9.67	49.3	4:33	2.67	
	TOTALS			58	296	27:21	16	

# The Last Time

**2016 Regular Season**  
(As of Jan 1, 2017)

## KICKOFF RETURNED FOR A TOUCHDOWN

<b>KC</b>	11/27/2016	@ Denver	Tyreek Hill	86 yards	9-R.Dixon kicks 66 yards from DEN 20 to KC 14. 10-T.Hill for 86 yards, TOUCHDOWN.
<b>Opp.</b>	11/7/2010	@ Oakland	Jacoby Ford	94 yards	6-R.Succop kicks 64 yards from KC 30 to OAK 6. 12-J.Ford for 94 yards, TOUCHDOWN. PENALTY on OAK-54-S.Williams, Unsportsmanlike Conduct, 15 yards, enforced between downs.

## PUNT RETURNED FOR A TOUCHDOWN

<b>KC</b>	1/1/2017	@ San Diego	Tyreek Hill	95 yards	(1:20) 8-D.Kaser punts 49 yards to KC 5, Center-47-M.Windt. 10-T.Hill for 95 yards, TOUCHDOWN.
<b>Opp.</b>	12/9/2012	@ Cleveland	Travis Benjamin	93 yards	(15:00) (Punt formation) 2-D.Colquitt punts 41 yards to CLV 7, Center-43-T.Gafford. 80-T.Benjamin for 93 yards, TOUCHDOWN. Longest Punt Return in Cleveland Franchise History

## INTERCEPTED PASS RETURNED FOR A TOUCHDOWN

<b>KC</b>	12/4/2016	@ Atlanta	Eric Berry	37 yards	(:48) (Shotgun) 2-M.Ryan pass short right intended for 18-T.Gabriel INTERCEPTED by 29-E.Berry at ATL 37. 29-E.Berry for 37 yards, TOUCHDOWN.
<b>Opp.</b>	1/1/2017	@ San Diego	Jahleel Addae	90 yards	(10:43) (Shotgun) 11-A.Smith pass short right intended for 34-K.Davis INTERCEPTED by 37-J.Addae (54-M.Ingram) at SD 10. 37-J.Addae for 90 yards, TOUCHDOWN.

## FUMBLE RETURNED FOR A TOUCHDOWN

<b>KC</b>	9/25/2016	vs New York Jets	Demetrius Harris	27 yards	5-C.Santos kicks 61 yards from KC 35 to NYJ 4. 89-J.Marshall to NYJ 23 for 19 yards (42-A.Sherman). FUMBLES (42-A.Sherman), RECOVERED by KC-84-D.Harris at NYJ 27. 84-D.Harris for 27 yards, TOUCHDOWN.
<b>Opp.</b>	9/17/2015	vs Denver	Bradley Roby	21 yards	(:35) (Shotgun) 25-J.Charles up the middle to KC 21 for 1 yard (54-B.Marshall). FUMBLES (54-B.Marshall), RECOVERED by DEN-29-B.Roby at KC 21. 29-B.Roby for 21 yards, TOUCHDOWN. The Replay Official reviewed the fumble ruling, and the play was Upheld. The ruling on the field was confirmed.

## BLOCKED FIELD GOAL RETURNED FOR A TOUCHDOWN

<b>KC</b>	12/6/1987	@ Cincinnati	Kevin Ross	28 yards	
<b>Opp.</b>	* Never Has Happened *				

## BLOCKED PUNT RETURNED FOR A TOUCHDOWN

<b>KC</b>	9/13/2009	@ Baltimore	(10:09) (Punt formation) 4-S.Koch punt is BLOCKED by 47-J.McGraw, Center-70-M.Katula, RECOVERED by KC-47-J.McGraw at BLT 0. TOUCHDOWN.	
<b>Opp.</b>	11/28/2010	@ Seattle	(:39) 2-D.Colquitt punt is BLOCKED by 39-K.Cox, Center-43-T.Gafford, RECOVERED by SEA-29-E.Thomas at KC 10. 29-E.Thomas for 10 yards, TOUCHDOWN.	

## MADE FIELD GOAL OF 50 YARDS OR LONGER

<b>KC</b>	11/6/2016	vs Jacksonville	Cairo Santos	51 yards	(8:48) 5-C.Santos 51 yard field goal is GOOD, Center-41-J.Winchester, Holder-2-D.Colquitt.
<b>Opp.</b>	12/25/2016	vs Denver	Brandon McManus	52 yards	(6:43) 8-B.McManus 52 yard field goal is GOOD, Center-45-T.Gafford, Holder-9-R.Dixon.

## SAFETY SCORED

<b>KC</b>	11/27/2016	@ Denver	(6:20) (Shotgun) 13-T.Siemian sacked at DEN 0 for -8 yards (50-J.Houston). FUMBLES (50-J.Houston) [50-J.Houston], recovered by DEN-73-R.Okung at DEN -5. 73-R.Okung tackled in End Zone, SAFETY.	
<b>Opp.</b>	9/21/2014	@ Miami	(2:42) 11-A.Smith sacked in End Zone for -1 yards, SAFETY (sack split by 94-R.Starks and 53-J.Jenkins).	

## 200 YARDS RUSHER



<b>KC</b>	12/23/2012	vs Indianapolis	Jamaal Charles	226 yards
<b>Opp.</b>	12/20/2009	vs Cleveland	Jerome Harrison	286 yards

#### 100 YARDS RUSHER

<b>KC</b>	10/16/2016	@ Oakland	Spencer Ware	131 yards
<b>Opp.</b>	12/8/2016	vs Oakland	Latavius Murray	103 yards

#### 100-YARD RUSHER AND 300-YARD PASSER

<b>KC</b>	12/20/2009	vs Cleveland	Jamaal Charles Matt Cassel	154 yards 331 yards
<b>Opp.</b>	10/2/2016	@ Pittsburgh	Le'Veon Bell Ben Roethlisberger	144 yards 300 yards

#### 100-YARD RECEIVER AND 300-YARD PASSER

<b>KC</b>	9/11/2016	vs San Diego	Spencer Ware Alex Smith	129 yards 363 yards
<b>Opp.</b>	11/27/2016	@ Denver	Emmanuel Sanders Trevor Siemian	162 yards 368 yards

#### TWO 100-YARD RECEIVERS

<b>KC</b>	12/3/2006	@ Cleveland	Eddie Kennison Tony Gonzalez	117 yards 105 yards
<b>Opp.</b>	9/18/2016	@ Houston	DeAndre Hopkins Will Fuller	113 yards 104 yards

#### 100 YARDS RUSHING AND RECEIVING

<b>KC</b>	11/29/2015	vs Buffalo	Spencer Ware Jeremy Maclin	114 yards 160 yards
<b>Opp.</b>	10/25/2015	vs Pittsburgh	Le'Veon Bell Antonio Brown	121 yards 124 yards

#### TWO 100-YARD RUSHERS

<b>KC</b>	12/23/2012	vs Indianapolis	Jamaal Charles Peyton Hillis	226 yards 101 yards
<b>Opp.</b>	10/19/2008	vs Tennessee	Chris Johnson LenDale White	168 yards 149 yards

#### 100-YARD RUSHER, 300-YARD PASSER, 100-YARD RECEIVER

<b>KC</b>	12/20/2009	vs Cleveland	Jamaal Charles Matt Cassel Chris Chambers	154 yards 331 yards 114 yards
<b>Opp.</b>	12/1/2013	vs Denver	Montee Ball Peyton Manning Eric Decker	117 yards 403 yards 174 yards

#### 500 YARDS PASSING

<b>KC</b>	11/4/2000	@ Oakland	Elvis Grbac	504 yards
<b>Opp.</b>	12/6/1990	@ Houston Oilers	Warren Moon	527 yards

#### 400 YARDS PASSING

<b>KC</b>	11/14/2010	@ Denver	Matt Cassel	469 yards
<b>Opp.</b>	12/1/2013	vs Denver	Peyton Manning	403 yards

#### 300 YARDS PASSING

<b>KC</b>	9/11/2016	vs San Diego	Alex Smith	363 yards
<b>Opp.</b>	11/27/2016	@ Denver	Trevor Siemian	368 yards

#### 200 YARDS RECEIVER

<b>KC</b>	* Never Has Happened *			
<b>Opp.</b>	1/3/2010	@ Denver	Jabar Gaffney	213 yards

#### 100 YARDS RECEIVER

<b>KC</b>	12/25/2016	vs Denver	Travis Kelce	160 yards
<b>Opp.</b>	12/18/2016	vs Tennessee	Rishard Matthews	105 yards

#### SIX TOUCHDOWN PASSES

<b>KC</b>	11/1/1964	vs Denver	Len Dawson	6 tds
<b>Opp.</b>	* Never Has Happened *			

FIVE TOUCHDOWN PASSES				
KC	12/15/2013	@ Oakland	Alex Smith (49, 39, 71, 6, 16)	5 tds
Opp.	10/2/2016	@ Pittsburgh	Ben Roethlisberger (31, 4, 38, 9, 30)	5 tds
FOUR TOUCHDOWN PASSES				
KC	12/15/2013	@ Oakland	Alex Smith (49, 39, 71, 6, 16)	5 tds
Opp.	10/2/2016	@ Pittsburgh	Ben Roethlisberger (31, 4, 38, 9, 30)	5 tds
THREE TOUCHDOWN PASSES				
KC	9/13/2015	@ Houston	Alex Smith (10, 7, 42)	3 tds
Opp.	11/27/2016	@ Denver	Trevor Siemian (6, 35, 76)	3 tds
FOUR TOUCHDOWNS RECEPTIONS				
KC	12/15/2013	@ Oakland	Jamaal Charles (49, 39, 16, 71)	4 tds
Opp.	12/1/2013	vs Denver	Eric Decker (41, 15, 37, 1)	4 tds
THREE TOUCHDOWNS RECEPTIONS				
KC	12/15/2013	@ Oakland	Jamaal Charles (49, 39, 16, 71)	4 tds
Opp.	9/28/2015	@ Green Bay	Randall Cobb (4, 4, 3)	3 tds
TWO TOUCHDOWNS RECEPTIONS				
KC	1/1/2017	@ San Diego	Charcandrick West (4, 2)	2 tds
Opp.	10/2/2016	@ Pittsburgh	Antonio Brown (4, 38)	2 tds
FOUR TOUCHDOWNS RUSHING				
KC	10/24/2004	vs Atlanta	Derrick Blaylock (7, 1, 3, 2)	4 tds
Opp.	12/7/2003	@ Denver	Clinton Portis (11, 59, 28, 1, 53)	5 tds
THREE TOUCHDOWNS RUSHING				
KC	9/28/2015	@ Green Bay	Jamaal Charles (4, 7, 9)	3 tds
Opp.	10/4/2015	@ Cincinnati	Jeremy Hill (8, 5, 1)	3 tds
TWO TOUCHDOWNS RUSHING				
KC	11/22/2015	@ San Diego	Spencer Ware (3, 3)	2 tds
Opp.	12/18/2016	vs Tennessee	Derrick Henry (4, 1)	2 tds
FIVE FIELD GOALS				
KC	11/15/2015	@ Denver	Cairo Santos (48, 49, 34, 33, 50)	5 fg
Opp.	11/30/2014	vs Denver	Connor Barth (22, 24, 30, 33, 37)	5 fg
FOUR FIELD GOALS				
KC	11/13/2016	@ Carolina	Cairo Santos (47, 36, 33, 37)	4 fg
Opp.	11/20/2016	vs Tampa Bay	Roberto Aguayo (31, 22, 41, 36)	4 fg
THREE FIELD GOALS				
KC	1/1/2017	@ San Diego	Cairo Santos (35, 25, 37)	3 fg
Opp.	12/4/2016	@ Atlanta	Matt Bryant (22, 22, 59)	3 fg
FOUR OR MORE INTERCEPTION GAME				
KC	9/29/1985	vs Seattle	Derron Cherry	4 int
Opp.	10/7/2001	@ Denver	Deltha O'Neal	4 int
THREE INTERCEPTION GAME				
KC	11/27/2005	vs New England	Greg Wesley	3 int
Opp.	10/1/1989	@ Bengals	David Fulcher	3 int
TWO INTERCEPTION GAME				
KC	9/25/2016	vs New York Jets	Marcus Peters	2 int
Opp.	9/7/2014	vs Tennessee	Jason McCourty	2 int
FOUR SACK GAME				
KC	12/28/2014	vs San Diego	Justin Houston	4.0 sacks
Opp.	11/9/2003	vs Cleveland	Andra Davis	4.0 sacks
THREE SACK GAME				

<b>KC</b>	11/27/2016	@ Denver	Justin Houston	3.0 sacks
<b>Opp.</b>	11/27/2016	@ Denver	Von Miller	3.0 sacks

#### TWO SACK GAME

<b>KC</b>	11/27/2016	@ Denver	Justin Houston	3.0 sacks
<b>Opp.</b>	11/27/2016	@ Denver	Von Miller	3.0 sacks

#### BLOCKED FIELD GOAL

<b>KC</b>	10/11/2015	vs Chicago	Cairo Santos	27 yards	(8:49) 5-C.Santos 27 yard field goal is BLOCKED (92-P.McPhee), Center-41-J.Winchester, Holder-2-D.Colquitt, recovered by KC-42-A.Sherman at CHI 15. 42-A.Sherman to CHI 15 for no gain (90-J.Ratliff).
<b>Opp.</b>	12/27/2015	vs Cleveland	Travis Coons	51 yards	(:02) 6-T.Coons 51 yard field goal is BLOCKED (49-D.Sorensen), Center-47-C.Hughlett, Holder-8-A.Lee.

#### BLOCKED PUNT

<b>KC</b>	9/8/2013	@ Jacksonville	(12:32) 2-D.Colquitt punt is BLOCKED by 52-J.Thomas, Center-43-T.Gafford, ball out of bounds in End Zone, SAFETY.		
<b>Opp.</b>	1/3/2016	vs Oakland	(9:05) 7-M.King punt is BLOCKED by 57-D.Alexander, Center-47-T.Gafford, ball out of bounds in End Zone, SAFETY.		

#### MISSED POINT AFTER TOUCHDOWN ATTEMPT

<b>KC</b>	12/25/2016	vs Denver	5-C.Santos extra point is No Good, Wide Left, Center-41-J.Winchester, Holder-2-D.Colquitt.		
<b>Opp.</b>	12/6/2015	@ Oakland	11-S.Janikowski extra point is No Good, Hit Left Upright, Center-59-J.Condo, Holder-7-M.King.		

#### MADE TWO-POINT CONVERSION

<b>KC</b>	11/27/2016	@ Denver	TWO-POINT CONVERSION ATTEMPT. 11-A.Smith pass to 84-D.Harris is complete. ATTEMPT SUCCEEDS.		
<b>Opp.</b>	10/2/2016	@ Pittsburgh	(Pass formation) TWO-POINT CONVERSION ATTEMPT. 7-B.Roethlisberger pass to 11-M.Wheaton is complete. ATTEMPT SUCCEEDS.		

#### FAILED TWO-POINT CONVERSION

<b>KC</b>	12/6/2015	@ Oakland	(Kick formation) TWO-POINT CONVERSION ATTEMPT. 2-D.Colquitt pass to 42-A.Sherman is incomplete. ATTEMPT FAILS.		
<b>Opp.</b>	12/18/2016	vs Tennessee	TWO-POINT CONVERSION ATTEMPT. 8-M.Mariota pass is incomplete. ATTEMPT FAILS. C.Jones hit M.Mariota causing pass to be thrown into ground.		

#### SUCCESSFUL ONSIDE KICK

<b>KC</b>	12/13/2015	vs San Diego	5-C.Santos kicks 12 yards from KC 35 to KC 47, impetus ends at SD 48. RECOVERED by KC-51-F.Zombo. Kickoff bounced off the leg of D.Butler.		
<b>Opp.</b>	12/14/2008	vs San Diego	5-M.Scifres kicks onside 9 yards from SD 30 to SD 39, impetus ends at SD 40. RECOVERED by SD-81-K.Osgood.		

#### 50 POINTS

<b>KC</b>	12/15/2013	@ Oakland	Kansas City 56, Oakland 31		
<b>Opp.</b>	11/23/2008	vs Buffalo	Buffalo 54, Kansas City 31		

#### 40 POINTS

<b>KC</b>	11/1/2015	vs Detroit	Kansas City 45, Kansas City 45		
<b>Opp.</b>	10/2/2016	@ Pittsburgh	Pittsburgh 43, Kansas City 14		

#### SHUTOUT

<b>KC</b>	10/23/2011	@ Oakland	Kansas City 28, Oakland 0		
<b>Opp.</b>	12/16/2012	@ Oakland	Oakland 15, Kansas City 0		

#### OVERTIME WIN

<b>KC</b>	11/27/2016	@ Denver	Kansas City 30, Denver 27		
-----------	------------	----------	---------------------------	--	--

#### OVERTIME LOSS

<b>KC</b>	12/29/2013	@ San Diego	San Diego 27, Kansas City 24		
-----------	------------	-------------	------------------------------	--	--

#### OVERTIME TIE

<b>KC</b>	11/19/1989	@ Cleveland	Kansas City 10, Cleveland 10		
-----------	------------	-------------	------------------------------	--	--

**2016 Postseason**  
(As of Jan 15, 2017)

**KICKOFF RETURNED FOR A TOUCHDOWN**

<b>KC</b>	1/9/2016	@ Houston	Knile Davis	106 yards	8-N.Novak kicks 71 yards from HST 35 to KC -6. 34-K.Davis for 106 yards, TOUCHDOWN.
<b>Opp.</b>	* Never Has Happened *				

**PUNT RETURNED FOR A TOUCHDOWN**

<b>KC</b>	* Never Has Happened *				
<b>Opp.</b>	* Never Has Happened *				

**INTERCEPTED PASS RETURNED FOR A TOUCHDOWN**

<b>KC</b>	* Never Has Happened *				
<b>Opp.</b>	12/28/1986	@ N.Y. Jets	Kevin McArthur	21 yards	

**FUMBLE RETURNED FOR A TOUCHDOWN**

<b>KC</b>	* Never Has Happened *				
<b>Opp.</b>	1/4/2014	@ Indianapolis	Andrew Luck	2 yards	(10:45) (No Huddle, Shotgun) 31-D.Brown up the middle to KC 2 for no gain (29-E.Berry). FUMBLES (29-E.Berry), recovered by IND-12-A.Luck at KC 5. 12-A.Luck for 5 yards, TOUCHDOWN.

**BLOCKED FIELD GOAL RETURNED FOR A TOUCHDOWN**

<b>KC</b>	* Never Has Happened *				
<b>Opp.</b>	* Never Has Happened *				

**BLOCKED PUNT RETURNED FOR A TOUCHDOWN**

<b>KC</b>	12/28/1986	@ N.Y. Jets	Albert Lewis	0 yards
<b>Opp.</b>	* Never Has Happened *			

**MADE FIELD GOAL OF 50 YARDS OR LONGER**

<b>KC</b>	* Never Has Happened *				
<b>Opp.</b>	1/6/2007	@ Indianapolis	Adam Vinatieri	50 yards	(:02) 4-A.Vinatieri 50 yard field goal is GOOD, Center-48-J.Snow, Holder-17-H.Smith.

**SAFETY SCORED**

<b>KC</b>	12/28/1986	@ N.Y. Jets	Team Safety		
<b>Opp.</b>	* Never Has Happened *				

**200 YARDS RUSHER**

<b>KC</b>	* Never Has Happened *				
<b>Opp.</b>	* Never Has Happened *				

**100 YARDS RUSHER**

<b>KC</b>	1/11/2004	vs Indianapolis	Priest Holmes	176 yards	
<b>Opp.</b>	1/15/2017	vs Pittsburgh	Le'Veon Bell	170 yards	

**100-YARD RUSHER AND 300-YARD PASSER**

<b>KC</b>	* Never Has Happened *				
<b>Opp.</b>	1/11/2004	vs Indianapolis	Edgerrin James Peyton Manning	125 yards 304 yards	

**100-YARD RECEIVER AND 300-YARD PASSER**

<b>KC</b>	1/4/2014	@ Indianapolis	Dwayne Bowe Alex Smith	150 yards 378 yards	
<b>Opp.</b>	1/16/2016	@ New England	Julian Edelman Tom Brady	100 yards 302 yards	

**TWO 100-YARD RECEIVERS**

KC	12/25/1971	vs Miami	Ed Podolak Elmo Wright	110 yards 104 yards
Opp.	* Never Has Happened *			

**100 YARDS RUSHING AND RECEIVING**

<b>KC</b>	* Never Has Happened *				
<b>Opp.</b>	1/15/2017	vs Pittsburgh	Le'Veon Bell Antonio Brown	170 yards 108 yards	

TWO 100-YARD RUSHERS				
KC	* Never Has Happened *			
Opp.	* Never Has Happened *			

100-YARD RUSHER, 300-YARD PASSER, 100-YARD RECEIVER				
KC	* Never Has Happened *			
Opp.	* Never Has Happened *			

500 YARDS PASSING				
KC	* Never Has Happened *			
Opp.	* Never Has Happened *			

400 YARDS PASSING				
KC	* Never Has Happened *			
Opp.	1/4/2014	@ Indianapolis	Andrew Luck	443 yards

300 YARDS PASSING				
KC	1/4/2014	@ Indianapolis	Alex Smith	378 yards
Opp.	1/16/2016	@ New England	Tom Brady	302 yards

200 YARDS RECEIVER				
KC	* Never Has Happened *			
Opp.	1/4/2014	@ Indianapolis	T.Y. Hilton	224 yards

100 YARDS RECEIVER				
KC	1/9/2016	@ Houston	Travis Kelce	128 yards
Opp.	1/15/2017	vs Pittsburgh	Antonio Brown	108 yards

SIX TOUCHDOWN PASSES				
KC	* Never Has Happened *			
Opp.	* Never Has Happened *			

FIVE TOUCHDOWN PASSES				
KC	* Never Has Happened *			
Opp.	* Never Has Happened *			

FOUR TOUCHDOWN PASSES				
KC	1/4/2014	@ Indianapolis	Alex Smith (10, 79, 6, 5)	4 tds
Opp.	1/4/2014	@ Indianapolis	Andrew Luck (3, 12, 64, 10)	4 tds

THREE TOUCHDOWN PASSES				
KC	1/4/2014	@ Indianapolis	Alex Smith (10, 79, 6, 5)	4 tds
Opp.	1/4/2014	@ Indianapolis	Andrew Luck (3, 12, 64, 10)	4 tds

FOUR TOUCHDOWNS RECEPTIONS				
KC	* Never Has Happened *			
Opp.	* Never Has Happened *			

THREE TOUCHDOWNS RECEPTIONS				
KC	* Never Has Happened *			
Opp.	12/22/1968	@ Oakland	Fred Biletnikoff (24, 44, 54)	3 tds

TWO TOUCHDOWNS RECEPTIONS				
KC	* Never Has Happened *			
Opp.	1/16/2016	@ New England	Rob Gronkowski (8, 16)	2 tds

FOUR TOUCHDOWNS RUSHING				
KC	* Never Has Happened *			
Opp.	* Never Has Happened *			

THREE TOUCHDOWNS RUSHING				
KC	* Never Has Happened *			
Opp.	1/23/1994	@ Buffalo	Thurman Thomas (12, 3, 3)	3 tds

TWO TOUCHDOWNS RUSHING				
KC	1/11/2004	vs Indianapolis	Priest Holmes (1, 1)	2 tds

Opp.	1/11/2004	vs Indianapolis	Edgerrin James (1, 11)	2 tds
FIVE FIELD GOALS				
KC	* Never Has Happened *			
Opp.	1/15/2017	vs Pittsburgh	Chris Boswell (22, 38, 36, 45, 43, 43)	6 fg
FOUR FIELD GOALS				
KC	* Never Has Happened *			
Opp.	1/15/2017	vs Pittsburgh	Chris Boswell (22, 38, 36, 45, 43, 43)	6 fg
THREE FIELD GOALS				
KC	1/9/2016	@ Houston	Cairo Santos (49, 49, 33)	3 fg
Opp.	1/15/2017	vs Pittsburgh	Chris Boswell (22, 38, 36, 45, 43, 43)	6 fg
FOUR OR MORE INTERCEPTION GAME				
KC	* Never Has Happened *			
Opp.	* Never Has Happened *			
THREE INTERCEPTION GAME				
KC	* Never Has Happened *			
Opp.	* Never Has Happened *			
TWO INTERCEPTION GAME				
KC	1/4/2014	@ Indianapolis	Husain Abdullah	2 int
Opp.	1/5/1992	@ Buffalo	Kirby Jackson	2 int
FOUR SACK GAME				
KC	* Never Has Happened *			
Opp.	* Never Has Happened *			
THREE SACK GAME				
KC	* Never Has Happened *			
Opp.	1/9/2016	@ Houston	Whitney Mercilus	3.0 sacks
TWO SACK GAME				
KC	1/9/2016	@ Houston	Allen Bailey	2.0 sacks
Opp.	1/9/2016	@ Houston	Whitney Mercilus	3.0 sacks
BLOCKED FIELD GOAL				
KC	* Never Has Happened *			
Opp.	* Never Has Happened *			
BLOCKED PUNT				
KC	1/8/1994	vs Pittsburgh	Keith Cash	
Opp.	* Never Has Happened *			
MISSED POINT AFTER TOUCHDOWN ATTEMPT				
KC	12/28/1986	@ N.Y. Jets	Nick Lowery	
Opp.	* Never Has Happened *			
MADE TWO-POINT CONVERSION				
KC	1/6/2007	@ Indianapolis	TWO-POINT CONVERSION ATTEMPT. 10-T.Green pass to 84-K.Wilson is complete. ATTEMPT SUCCEEDS.	
Opp.	* Never Has Happened *			
FAILED TWO-POINT CONVERSION				
KC	1/15/2017	vs Pittsburgh	TWO-POINT CONVERSION ATTEMPT. 11-A.Smith pass to 19-J.Maclin is incomplete. ATTEMPT FAILS.	
Opp.	* Never Has Happened *			
50 POINTS				
KC	* Never Has Happened *			
Opp.	* Never Has Happened *			
40 POINTS				
KC	1/4/2014	@ Indianapolis	Indianapolis 45, Kansas City 44	



<b>Opp.</b>	1/4/2014	@ Indianapolis	Indianapolis 45, Kansas City 44
<b>SHUTOUT</b>			
<b>KC</b>	1/9/2016	@ Houston	Kansas City 30, Houston 0
<b>Opp.</b>	1/2/1993	@ San Diego	San Diego 17, Kansas City 0
<b>OVERTIME WIN</b>			
<b>KC</b>	1/8/1994	vs Pittsburgh	Kansas City 27, Pittsburgh 24
<b>OVERTIME LOSS</b>			
<b>KC</b>	12/25/1971	vs Miami	Miami 27, Kansas City 24 (2 OT)
<b>OVERTIME TIE</b>			
<b>KC</b>	* Never Has Happened *		



# **CHIEFS**

***INDIVIDUAL PLAYER STATISTICS***

**THIS IS CHIEFS KINGDOM**

## Updated Player Bios

2 Dustin Colquitt P 6-3 210lbs 35 13 Tennessee D3-05

### DUSTIN COLQUITT - NFL REGULAR SEASON PUNTING STATISTICS

TEAM	GP	NO.	YDS.	AVG.	OPP. RET.	YDS.	NET. YDS.	AVG.	TB	IN20	LG	BK
2005 Chiefs	16	65	2,564	39.4	23	179	2,285	35.2	5	27	62	0
2006 Chiefs	16	71	3,145	44.3	32	254	2,791	39.3	5	23	72	0
2007 Chiefs	16	95	4,322	45.5	50	387	3,755	39.1	9	27	81	1
2008 Chiefs	14	70	3,110	44.4	28	209	2,741	39.2	8	27	73	0
2009 Chiefs	16	96	4,361	45.4	40	285	3,956	40.8	6	41	70	1
2010 Chiefs	16	88	3,908	44.4	42	361	3,347	37.6	10	33	72	1
2011 Chiefs	16	89	4,084	45.9	36	411	3,573	40.1	5	27	68	0
2012 Chiefs	16	83	3,887	46.8	27	362	3,385	40.8	7	45	71	0
2013 Chiefs	16	87	4,005	46.0	38	246	3,539	40.2	11	35	65	1
2014 Chiefs	16	71	3,164	44.6	29	190	2,874	40.5	5	31	69	0
2015 Chiefs	16	75	3,333	44.4	26	170	3,063	40.8	5	37	62	0
2016 Chiefs	16	76	3,427	45.1	30	157	3,090	40.7	9	38	64	0
2017 Chiefs	0	0	0	0.0	0	0	0	0.0	0		0	0
<b>NFL TOTALS</b>	<b>190</b>	<b>966</b>	<b>43,310</b>	<b>44.8</b>	<b>401</b>	<b>3,211</b>	<b>38,399</b>	<b>39.6</b>	<b>85</b>	<b>391</b>	<b>81</b>	<b>4</b>

### DUSTIN COLQUITT - NFL PLAYOFF PUNTING STATISTICS

TEAM	GP	NO.	YDS.	AVG.	OPP. RET.	YDS.	NET. YDS.	AVG.	TB	IN20	LG	BK
2006 Chiefs	1	6	314	52.3	3	28	286	47.7	0	1	66	0
2010 Chiefs	1	3	153	51.0	0	0	113	37.7	2	1	54	0
2013 Chiefs	1	2	78	39.0	0	0	78	39.0	0	1	47	0
2015 Chiefs	2	7	288	41.1	1	22	266	38.0	0	5	56	0
2016 Chiefs	1	4	183	45.8	2	9	174	43.5	0	1	54	0
<b>NFL TOTALS</b>	<b>6</b>	<b>22</b>	<b>1,016</b>	<b>46.2</b>	<b>6</b>	<b>59</b>	<b>917</b>	<b>41.7</b>	<b>2</b>	<b>9</b>	<b>66</b>	<b>0</b>

5 Cairo Santos K 5-8 160lbs 25 4 Tulane CFA-14

### CAIRO SANTOS - NFL REGULAR SEASON STATISTICS

TEAM	GP	FGM	FGA	PCT.	LG	XP	XPA	PCT.	BLK	PTS
2014 Chiefs	16	25	30	83.3	53	38	38	100.0	0	113
2015 Chiefs	16	30	37	81.1	53	39	41	95.1	1	129
2016 Chiefs	16	31	35	88.6	54	36	39	92.3	0	129
2017 Chiefs	0	0	0	0.0	0	0	0	0.0	0	0
<b>NFL TOTALS</b>	<b>48</b>	<b>86</b>	<b>102</b>	<b>84.3</b>	<b>54</b>	<b>113</b>	<b>118</b>	<b>95.8</b>	<b>1</b>	<b>371</b>

### CAIRO SANTOS - NFL PLAYOFF STATISTICS

TEAM	GP	FGM	FGA	PCT.	LG	XP	XPA	PCT.	BLK	PTS
2015 Chiefs	2	5	5	100.0	49	5	5	100.0	0	20
2016 Chiefs	1	1	1	100.0	48	1	1	100.0	0	4
<b>NFL TOTALS</b>	<b>3</b>	<b>6</b>	<b>6</b>	<b>100.0</b>	<b>49</b>	<b>6</b>	<b>6</b>	<b>100.0</b>	<b>0</b>	<b>24</b>

	TEAM	1-19	PCT.	20-29	PCT.	30-39	PCT.	40-49	PCT.	50+	PCT.
2014	Chiefs	1-1	100.0	10-10	100.0	6-7	85.7	7-10	70.0	1-2	50.0
2015	Chiefs	0-0	0.0	7-8	87.5	10-10	100.0	9-11	81.8	4-8	50.0
2016	Chiefs	0-0	0.0	8-9	88.9	15-17	88.2	6-7	85.7	2-2	100.0
2017	Chiefs	0-0	0.0	0-0	0.0	0-0	0.0	0-0	0.0	0-0	0.0
<b>NFL</b>	<b>TOTALS</b>	<b>1-1</b>	<b>100.0</b>	<b>25-27</b>	<b>92.6</b>	<b>31-34</b>	<b>91.2</b>	<b>22-28</b>	<b>78.6</b>	<b>7-12</b>	<b>58.3</b>
	TEAM	1-19	PCT.	20-29	PCT.	30-39	PCT.	40-49	PCT.	50+	PCT.
2015	Chiefs	0-0	0.0	0-0	0.0	3-3	100.0	2-2	100.0	0-0	0.0
2016	Chiefs	0-0	0.0	0-0	0.0	0-0	0.0	1-1	100.0	0-0	0.0
<b>NFL</b>	<b>TOTALS</b>	<b>0-0</b>	<b>0.0</b>	<b>0-0</b>	<b>0.0</b>	<b>3-3</b>	<b>100.0</b>	<b>3-3</b>	<b>100.0</b>	<b>0-0</b>	<b>0.0</b>

9 Tyler Bray QB 6-6 215lbs 25 5 Tennessee CFA-13

### TYLER BRAY - NFL REGULAR SEASON PASSING STATISTICS

	TEAM	GP	GS	ATT.	CMP.	PCT.	YDS	AVG.	TD	INT.	LG	SK	LST	RATE
2013	Chiefs	0	0	0	0	0.0	0	0.0	0	0	0	0	0	0.0
2014	Chiefs	0	0	0	0	0.0	0	0.0	0	0	0	0	0	0.0
2015	Chiefs	0	0	0	0	0.0	0	0.0	0	0	0	0	0	0.0
2016	Chiefs	0	0	0	0	0.0	0	0.0	0	0	0	0	0	0.0
2017*	Chiefs	0	0	0	0	0.0	0	0.0	0	0	0	0	0	0.0
<b>CAREER TOTALS</b>		<b>0</b>	<b>0</b>	<b>0</b>	<b>0</b>	<b>0.0</b>	<b>0</b>	<b>0.0</b>	<b>0</b>	<b>0</b>	<b>0</b>	<b>0</b>	<b>0</b>	<b>0.0</b>

### TYLER BRAY - NFL PLAYOFF PASSING STATISTICS

	TEAM	GP	GS	ATT.	CMP.	PCT.	YDS	AVG.	TD	INT.	LG	SK	LST	RATE
2013	Chiefs	0	0	0	0	0.0	0	0.0	0	0	0	0	0	0.0
2014	Chiefs	0	0	0	0	0.0	0	0.0	0	0	0	0	0	0.0
2015	Chiefs	0	0	0	0	0.0	0	0.0	0	0	0	0	0	0.0
2016	Chiefs	0	0	0	0	0.0	0	0.0	0	0	0	0	0	0.0
2017*	Chiefs	0	0	0	0	0.0	0	0.0	0	0	0	0	0	0.0
<b>CAREER TOTALS</b>		<b>0</b>	<b>0</b>	<b>0</b>	<b>0</b>	<b>0.0</b>	<b>0</b>	<b>0.0</b>	<b>0</b>	<b>0</b>	<b>0</b>	<b>0</b>	<b>0</b>	<b>0.0</b>

### TYLER BRAY - NFL REGULAR SEASON RUSHING STATISTICS

	TEAM	NO.	YDS.	AVG.	LG	TD
2013	Chiefs	0	0	0.0	0	0
2014	Chiefs	0	0	0.0	0	0
2015	Chiefs	0	0	0.0	0	0
2016	Chiefs	0	0	0.0	0	0
2017*	Chiefs	0	0	0.0	0	0
<b>CAREER TOTALS</b>		<b>0</b>	<b>0</b>	<b>0.0</b>	<b>0</b>	<b>0</b>

### TYLER BRAY - NFL PLAYOFF RUSHING STATISTICS

	TEAM	NO.	YDS.	AVG.	LG	TD
2013	Chiefs	0	0	0.0	0	0
2014	Chiefs	0	0	0.0	0	0
2015	Chiefs	0	0	0.0	0	0
2016	Chiefs	0	0	0.0	0	0
2017*	Chiefs	0	0	0.0	0	0
<b>CAREER TOTALS</b>		<b>0</b>	<b>0</b>	<b>0.0</b>	<b>0</b>	<b>0</b>

10 Tyreek Hill WR 5-10 185lbs 23 2 West Alabama D5b-16

## TYREEK HILL - NFL REGULAR SEASON STATISTICS

TEAM	GP	GS	RUSHING					RECEIVING				
			NO.	YDS.	AVG.	LG	TD	NO.	YDS	AVG	LG	TD
2016 Chiefs	15	1	24	267	11.1	70t	3	61	593	9.7	49	6
2017* Chiefs	0	0	0	0	0.0	0	0	0	0	0.0	0	0
<b>NFL TOTALS</b>	<b>15</b>	<b>1</b>	<b>24</b>	<b>267</b>	<b>11.1</b>	<b>70t</b>	<b>3</b>	<b>61</b>	<b>593</b>	<b>9.7</b>	<b>49</b>	<b>6</b>

## TYREEK HILL - NFL PLAYOFF STATISTICS

TEAM	GP	GS	RUSHING					RECEIVING				
			NO.	YDS.	AVG.	LG	TD	NO.	YDS	AVG	LG	TD
2016 Chiefs	17	1	3	18	6.0	8	0	4	27	6.8	9	0
2017* Chiefs	0	0	0	0	0.0	0	0	0	0	0.0	0	0
<b>NFL TOTALS</b>	<b>17</b>	<b>1</b>	<b>3</b>	<b>18</b>	<b>6.0</b>	<b>8</b>	<b>0</b>	<b>4</b>	<b>27</b>	<b>6.8</b>	<b>9</b>	<b>0</b>

## TYREEK HILL - NFL REGULAR SEASON RETURN STATISTICS

KICKOFF RETURNS						PUNT RETURNS					
TEAM	RET.	YDS.	AVG.	LG	TD	NO.	FC	YDS	AVG	LG	TD
2016 Chiefs	14	384	27.4	86t	1	39	8	592	15.2	95t	2
2017 Chiefs	0	0	0.0	0	0	0	0	0	0.0	0	0
NFL TOTALS	14	384	27.4	86t	1	39	8	592	15.2	95t	2

## TYREEK HILL - NFL PLAYOFF RETURN STATISTICS

KICKOFF RETURNS						PUNT RETURNS					
TEAM	RET.	YDS.	AVG.	LG	TD	NO.	FC	YDS	AVG	LG	TD
2016 Chiefs	4	72	18.0	21	0	0	0	0	0.0	0	0
2017 Chiefs	0	0	0.0	0	0	0	0	0	0.0	0	0
NFL TOTALS	4	72	18.0	21	0	0	0	0	0.0	0	0

11 Alex Smith

QB 6-4 217lbs 33 13 Utah T (SF)-13

## ALEX SMITH - NFL REGULAR SEASON PASSING STATISTICS

TEAM	GP	GS	ATT.	CMP.	PCT.	YDS	AVG.	TD	INT.	LG	SK	LST	RATE
2005 49ers	8	6	165	84	50.9	875	5.3	1	11	47	29	185	40.8
2006 49ers	15	15	442	257	58.1	2,890	6.5	16	16	75	35	202	74.8
2007 49ers	7	7	193	94	48.7	914	4.7	2	4	45	17	121	57.2
2008 49ers	0	0	0	0	0.0	0	0.0	0	0	0	0	0	0.0
2009 49ers	10	9	372	225	60.5	2,350	6.3	18	12	73t	22	134	81.5
2010 49ers	10	9	342	204	59.6	2,370	6.9	14	10	62t	25	140	82.1
2011 49ers	15	15	445	273	61.3	3,144	7.1	17	5	56t	44	263	90.7
2012 49ers	9	9	218	153	70.2	1,737	8.0	13	5	55	24	137	104.1
2013 Chiefs	15	15	508	308	60.6	3,313	6.5	23	7	71t	39	210	89.1
2014 Chiefs	15	15	464	303	65.3	3,265	7.0	18	6	70t	45	229	93.4
2015 Chiefs	15	15	470	307	65.3	3,486	7.4	20	7	80t	45	235	95.4
2016 Chiefs	14	14	489	328	67.1	3,502	7.2	15	8	80t	28	140	91.2
2017* Chiefs	0	0	0	0	0.0	0	0.0	0	0	0	0	0	0.0
<b>CAREER TOTALS</b>	<b>133</b>	<b>129</b>	<b>4,108</b>	<b>2,536</b>	<b>61.7</b>	<b>27,846</b>	<b>6.8</b>	<b>157</b>	<b>91</b>	<b>80t</b>	<b>353</b>	<b>1,996</b>	<b>85.3</b>

## ALEX SMITH - NFL PLAYOFF PASSING STATISTICS

	TEAM	GP	GS	ATT.	CMP.	PCT.	YDS	AVG.	TD	INT.	LG	SK	LST	RATE
2005	49ers	9	7	0	0	0.0	0	0.0	0	0	0	0	0	0.0
2006	49ers	16	16	0	0	0.0	0	0.0	0	0	0	0	0	0.0
2007	49ers	7	7	0	0	0.0	0	0.0	0	0	0	0	0	0.0
2008	49ers	0	0	0	0	0.0	0	0.0	0	0	0	0	0	0.0
2009	49ers	11	10	0	0	0.0	0	0.0	0	0	0	0	0	0.0
2010	49ers	11	10	0	0	0.0	0	0.0	0	0	0	0	0	0.0
2011	49ers	18	18	68	36	52.9	495	7.3	5	0	73t	7	53	101.0
2012	49ers	10	9	0	0	0.0	0	0.0	0	0	0	0	0	0.0
2013	Chiefs	16	16	46	30	65.2	378	8.2	4	0	79t	2	15	119.7
2014	Chiefs	15	15	0	0	0.0	0	0.0	0	0	0	0	0	0.0
2015	Chiefs	18	18	72	46	63.9	436	6.1	2	1	48	4	20	84.0
2016	Chiefs	16	16	34	20	58.8	172	5.1	1	1	24	1	6	69.7
2017*	Chiefs	0	0	0	0	0.0	0	0.0	0	0	0	0	0	0.0
<b>CAREER TOTALS</b>		<b>147</b>	<b>142</b>	<b>220</b>	<b>132</b>	<b>60.0</b>	<b>1,481</b>	<b>6.7</b>	<b>12</b>	<b>2</b>	<b>79t</b>	<b>14</b>	<b>94</b>	<b>94.5</b>

## ALEX SMITH - NFL REGULAR SEASON RUSHING STATISTICS

	TEAM	NO.	YDS.	AVG.	LG	TD
2005	49ers	30	103	3.4	19	0
2006	49ers	44	147	3.3	22	2
2007	49ers	13	89	6.8	25	0
2008	49ers	0	0	0.0	0	0
2009	49ers	24	51	2.1	11	0
2010	49ers	18	60	3.3	12	0
2011	49ers	52	179	3.4	14	2
2012	49ers	31	132	4.3	24	0
2013	Chiefs	76	431	5.7	26	1
2014	Chiefs	49	254	5.2	25	1
2015	Chiefs	84	498	5.9	49	2
2016	Chiefs	48	134	2.8	24	5
2017*	Chiefs	0	0	0.0	0	0
<b>CAREER TOTALS</b>		<b>469</b>	<b>2,078</b>	<b>4.4</b>	<b>49</b>	<b>13</b>

## ALEX SMITH - NFL PLAYOFF RUSHING STATISTICS

	TEAM	NO.	YDS.	AVG.	LG	TD
2005	49ers	0	0	0.0	0	0
2006	49ers	0	0	0.0	0	0
2007	49ers	0	0	0.0	0	0
2008	49ers	0	0	0.0	0	0
2009	49ers	0	0	0.0	0	0
2010	49ers	0	0	0.0	0	0
2011	49ers	7	70	10.0	28t	1
2012	49ers	0	0	0.0	0	0
2013	Chiefs	8	57	7.1	16	0
2014	Chiefs	0	0	0.0	0	0
2015	Chiefs	14	71	5.1	15	0
2016	Chiefs	2	9	4.5	5	0
2017*	Chiefs	0	0	0.0	0	0
<b>CAREER TOTALS</b>		<b>31</b>	<b>207</b>	<b>6.7</b>	<b>28t</b>	<b>1</b>

12 Albert Wilson

WR 5-9 200lbs 25 4 Georgia State CFA-14



## ALBERT WILSON - NFL REGULAR SEASON STATISTICS

TEAM	GP	GS	RUSHING					RECEIVING				
			NO.	YDS.	AVG.	LG	TD	NO.	YDS	AVG	LG	TD
2014 Chiefs	11	2	0	0	0.0	0	0	16	260	16.3	48	0
2015 Chiefs	13	11	5	26	5.2	8	0	35	451	12.9	44t	2
2016 Chiefs	15	5	2	50	25.0	55t	1	31	279	9.0	42	2
2017* Chiefs	0	0	0	0	0.0	0	0	0	0	0.0	0	0
<b>NFL TOTALS</b>	<b>39</b>	<b>18</b>	<b>7</b>	<b>76</b>	<b>10.9</b>	<b>55t</b>	<b>1</b>	<b>82</b>	<b>990</b>	<b>12.1</b>	<b>48</b>	<b>4</b>

## ALBERT WILSON - NFL PLAYOFF STATISTICS

TEAM	GP	GS	RUSHING					RECEIVING				
			NO.	YDS.	AVG.	LG	TD	NO.	YDS	AVG	LG	TD
2014 Chiefs	12	2	0	0	0.0	0	0	0	0	0.0	0	0
2015 Chiefs	16	14	2	11	5.5	9	0	7	66	9.4	19	1
2016 Chiefs	17	6	0	0	0.0	0	0	2	3	1.5	5t	1
2017* Chiefs	0	0	0	0	0.0	0	0	0	0	0.0	0	0
<b>NFL TOTALS</b>	<b>45</b>	<b>22</b>	<b>2</b>	<b>11</b>	<b>5.5</b>	<b>9</b>	<b>0</b>	<b>9</b>	<b>69</b>	<b>7.7</b>	<b>19</b>	<b>2</b>

## ALBERT WILSON - NFL REGULAR SEASON RETURN STATISTICS

KICKOFF RETURNS							PUNT RETURNS					
TEAM	RET.	YDS.	AVG.	LG	TD		NO.	FC	YDS	AVG	LG	TD
2014 Chiefs	1	21	21.0	21	0		0	0	0	0.0	0	0
2015 Chiefs	0	0	0.0	0	0		0	0	0	0.0	0	0
2016 Chiefs	1	13	13.0	13	0		0	0	0	0.0	0	0
2017 Chiefs	0	0	0.0	0	0		0	0	0	0.0	0	0
NFL TOTALS	2	34	17.0	21	0		0	0	0	0.0	0	0

## ALBERT WILSON - NFL PLAYOFF RETURN STATISTICS

KICKOFF RETURNS							PUNT RETURNS					
TEAM	RET.	YDS.	AVG.	LG	TD		NO.	FC	YDS	AVG	LG	TD
2014 Chiefs	0	0	0.0	0	0		0	0	0	0.0	0	0
2015 Chiefs	0	0	0.0	0	0		0	0	0	0.0	0	0
2016 Chiefs	0	0	0.0	0	0		0	0	0	0.0	0	0
2017 Chiefs	0	0	0.0	0	0		0	0	0	0.0	0	0
NFL TOTALS	0	0	0.0	0	0		0	0	0	0.0	0	0

13 De'Anthony Thomas WR 5-8 176lbs 24 4 Oregon D4-14

## DE'ANTHONY THOMAS - NFL REGULAR SEASON STATISTICS

TEAM	GP	GS	RUSHING					RECEIVING				
			NO.	YDS.	AVG.	LG	TD	NO.	YDS	AVG	LG	TD
2014 Chiefs	11	3	14	113	8.1	26	1	23	156	6.8	30	0
2015 Chiefs	10	1	9	34	3.8	13	1	17	140	8.2	36	1
2016 Chiefs	11	0	4	29	7.3	23	0	7	35	5.0	15	0
2017* Chiefs	0	0	0	0	0.0	0	0	0	0	0.0	0	0
<b>NFL TOTALS</b>	<b>32</b>	<b>4</b>	<b>27</b>	<b>176</b>	<b>6.5</b>	<b>26</b>	<b>2</b>	<b>47</b>	<b>331</b>	<b>7.0</b>	<b>36</b>	<b>1</b>

## DE'ANTHONY THOMAS - NFL PLAYOFF STATISTICS

TEAM	GP	GS	RUSHING					RECEIVING				
			NO.	YDS.	AVG.	LG	TD	NO.	YDS	AVG	LG	TD
2014 Chiefs	12	3	0	0	0.0	0	0	0	0	0.0	0	0
2015 Chiefs	10	1	0	0	0.0	0	0	0	0	0.0	0	0
2016 Chiefs	13	0	0	0	0.0	0	0	0	0	0.0	0	0
2017* Chiefs	0	0	0	0	0.0	0	0	0	0	0.0	0	0
<b>NFL TOTALS</b>	<b>35</b>	<b>4</b>	<b>0</b>	<b>0</b>	<b>0.0</b>	<b>0</b>	<b>0</b>	<b>0</b>	<b>0</b>	<b>0.0</b>	<b>0</b>	<b>0</b>

## DE'ANTHONY THOMAS - NFL REGULAR SEASON RETURN STATISTICS

KICKOFF RETURNS							PUNT RETURNS					
TEAM	RET.	YDS.	AVG.	LG	TD		NO.	FC	YDS	AVG	LG	TD
2014 Chiefs	14	428	30.6	78	0		34	0	405	11.9	81t	1
2015 Chiefs	6	138	23.0	30	0		29	2	227	7.8	37	0
2016 Chiefs	15	338	22.5	41	0		0	0	0	0.0	0	0
2017 Chiefs	0	0	0.0	0	0		0	0	0	0.0	0	0
NFL TOTALS	35	904	25.8	78	0		63	2	632	10.0	81t	1

## DE'ANTHONY THOMAS - NFL PLAYOFF RETURN STATISTICS

KICKOFF RETURNS							PUNT RETURNS					
TEAM	RET.	YDS.	AVG.	LG	TD		NO.	FC	YDS	AVG	LG	TD
2014 Chiefs	0	0	0.0	0	0		0	0	0	0.0	0	0
2015 Chiefs	0	0	0.0	0	0		0	0	0	0.0	0	0
2016 Chiefs	0	0	0.0	0	0		0	0	0	0.0	0	0
2017 Chiefs	0	0	0.0	0	0		0	0	0	0.0	0	0
NFL TOTALS	0	0	0.0	0	0		0	0	0	0.0	0	0

14 Demarcus Robinson WR 6-1 203lbs 22 2 Florida D4c-16

## DEMARCUS ROBINSON - NFL REGULAR SEASON STATISTICS

TEAM	GP	GS	RUSHING					RECEIVING				
			NO.	YDS.	AVG.	LG	TD	NO.	YDS	AVG	LG	TD
2016 Chiefs	15	0	0	0	0.0	0	0	0	0	0.0	0	0
2017* Chiefs	0	0	0	0	0.0	0	0	0	0	0.0	0	0
<b>NFL TOTALS</b>	<b>15</b>	<b>0</b>	<b>0</b>	<b>0</b>	<b>0.0</b>	<b>0</b>	<b>0</b>	<b>0</b>	<b>0</b>	<b>0.0</b>	<b>0</b>	<b>0</b>

## DEMARCUS ROBINSON - NFL PLAYOFF STATISTICS

TEAM	GP	GS	RUSHING					RECEIVING				
			NO.	YDS.	AVG.	LG	TD	NO.	YDS	AVG	LG	TD
2016 Chiefs	17	0	0	0	0.0	0	0	0	0	0.0	0	0
2017* Chiefs	0	0	0	0	0.0	0	0	0	0	0.0	0	0
<b>NFL TOTALS</b>	<b>17</b>	<b>0</b>	<b>0</b>	<b>0</b>	<b>0.0</b>	<b>0</b>	<b>0</b>	<b>0</b>	<b>0</b>	<b>0.0</b>	<b>0</b>	<b>0</b>

## DEMARCUS ROBINSON - NFL REGULAR SEASON RETURN STATISTICS

TEAM	KICKOFF RETURNS					PUNT RETURNS					
	RET.	YDS.	AVG.	LG	TD	NO.	FC	YDS	AVG	LG	TD
2016 Chiefs	0	0	0.0	0	0	0	0	0	0.0	0	0
2017 Chiefs	0	0	0.0	0	0	0	0	0	0.0	0	0
<b>NFL TOTALS</b>	<b>0</b>	<b>0</b>	<b>0.0</b>	<b>0</b>	<b>0</b>	<b>0</b>	<b>0</b>	<b>0</b>	<b>0.0</b>	<b>0</b>	<b>0</b>

## DEMARCUS ROBINSON - NFL PLAYOFF RETURN STATISTICS

TEAM	KICKOFF RETURNS					PUNT RETURNS					
	RET.	YDS.	AVG.	LG	TD	NO.	FC	YDS	AVG	LG	TD
2016 Chiefs	0	0	0.0	0	0	0	0	0	0.0	0	0
2017 Chiefs	0	0	0.0	0	0	0	0	0	0.0	0	0
<b>NFL TOTALS</b>	<b>0</b>	<b>0</b>	<b>0.0</b>	<b>0</b>	<b>0</b>	<b>0</b>	<b>0</b>	<b>0</b>	<b>0.0</b>	<b>0</b>	<b>0</b>

15 Patrick Mahomes QB 6-3 227lbs 21 R Texas Tech D1-17

17 Chris Conley WR 6-3 205lbs 24 3 Georgia D3a-15

## CHRIS CONLEY - NFL REGULAR SEASON STATISTICS

TEAM	GP	GS	RUSHING					RECEIVING				
			NO.	YDS.	AVG.	LG	TD	NO.	YDS	AVG	LG	TD
2015 Chiefs	15	5	0	0	0.0	0	0	17	199	11.7	44	1
2016 Chiefs	15	11	0	0	0.0	0	0	44	530	12.0	39	0
2017* Chiefs	0	0	0	0	0.0	0	0	0	0	0.0	0	0
<b>NFL TOTALS</b>	<b>30</b>	<b>16</b>	<b>0</b>	<b>0</b>	<b>0.0</b>	<b>0</b>	<b>0</b>	<b>61</b>	<b>729</b>	<b>12.0</b>	<b>44</b>	<b>1</b>

## CHRIS CONLEY - NFL PLAYOFF STATISTICS

TEAM	GP	GS	RUSHING					RECEIVING				
			NO.	YDS.	AVG.	LG	TD	NO.	YDS	AVG	LG	TD
2015 Chiefs	18	5	0	0	0.0	0	0	6	42	7.0	16	1
2016 Chiefs	17	12	0	0	0.0	0	0	2	19	9.5	12	0
2017* Chiefs	0	0	0	0	0.0	0	0	0	0	0.0	0	0
<b>NFL TOTALS</b>	<b>35</b>	<b>17</b>	<b>0</b>	<b>0</b>	<b>0.0</b>	<b>0</b>	<b>0</b>	<b>8</b>	<b>61</b>	<b>7.6</b>	<b>16</b>	<b>1</b>

## CHRIS CONLEY - NFL REGULAR SEASON RETURN STATISTICS

TEAM	KICKOFF RETURNS					PUNT RETURNS					
	RET.	YDS.	AVG.	LG	TD	NO.	FC	YDS	AVG	LG	TD
2015 Chiefs	1	14	14.0	14	0	0	0	0	0.0	0	0
2016 Chiefs	0	0	0.0	0	0	0	0	0	0.0	0	0
2017 Chiefs	0	0	0.0	0	0	0	0	0	0.0	0	0
<b>NFL TOTALS</b>	<b>1</b>	<b>14</b>	<b>14.0</b>	<b>14</b>	<b>0</b>	<b>0</b>	<b>0</b>	<b>0</b>	<b>0.0</b>	<b>0</b>	<b>0</b>

## CHRIS CONLEY - NFL PLAYOFF RETURN STATISTICS

TEAM	KICKOFF RETURNS					PUNT RETURNS					
	RET.	YDS.	AVG.	LG	TD	NO.	FC	YDS	AVG	LG	TD
2015 Chiefs	0	0	0.0	0	0	0	0	0	0.0	0	0
2016 Chiefs	0	0	0.0	0	0	0	0	0	0.0	0	0
2017 Chiefs	0	0	0.0	0	0	0	0	0	0.0	0	0
<b>NFL TOTALS</b>	<b>0</b>	<b>0</b>	<b>0.0</b>	<b>0</b>	<b>0</b>	<b>0</b>	<b>0</b>	<b>0</b>	<b>0.0</b>	<b>0</b>	<b>0</b>

20 Steven Nelson

CB 5-11 194lbs 24 3 Oregon State D3b-15

## STEVEN NELSON - NFL REGULAR SEASON STATISTICS

TEAM	GP	GS	TK	TACKLES							INTERCEPTIONS					O. FUMB			ST				MISC			
				S	A	TFL	YDS	SK	YDS	QBH	NO	YDS	LG	TD	PD	FF	FR	YDS	TK	S	A	FF	FR	S	A	
2015 Chiefs	11	0	1	1	0	0	0	0.0	0.0	0	0	0	0	0	0	0	0	0	0	7	7	0	0	0	0	0
2016 Chiefs	14	14	64	58	6	4	5	0.0	0.0	1	0	0	0	0	16	0	2	0	1	1	0	0	0	0	0	
2017 Chiefs	0	0	0	0	0	0	0	0.0	0.0	0	0	0	0	0	0	0	0	0	0	0	0	0	0	0	0	
NFL TOTALS	25	14	65	59	6	4	5	0.0	0.0	1	0	0	0	0	16	0	2	0	8	8	0	0	0	0	0	

## STEVEN NELSON - NFL PLAYOFF STATISTICS

TEAM	GP	GS	TACKLES									INTERCEPTIONS					O. FUMB			ST					MISC	
			TK	S	A	TFL	YDS	SK	YDS	QBH	NO	YDS	LG	TD	PD	FF	FR	YDS	TK	S	A	FF	FR	S	A	
2015 Chiefs	14	0	0	0	0	0	0	0.0	0.0	0	0	0	0	0	1	0	0	0	0	0	0	0	0	0	0	
2016 Chiefs	16	16	5	4	1	0	0	0.0	0.0	0	0	0	0	0	0	0	0	0	0	0	0	0	0	0	0	
2017 Chiefs	0	0	0	0	0	0	0	0.0	0.0	0	0	0	0	0	0	0	0	0	0	0	0	0	0	0	0	
NFL TOTALS	30	16	5	4	1	0	0	0.0	0.0	0	0	0	0	0	1	0	0	0	0	0	0	0	0	0	0	

21 Eric Murray

DB 5-11 199lbs 23 2 Minnesota D4b-16

## ERIC MURRAY - NFL REGULAR SEASON STATISTICS

TEAM	GP	GS	TACKLES					INTERCEPTIONS					O. FUMB			ST				MISC				
			TK	S	A	TFL	YDS	SK	YDS	QBH	NO	YDS	LG	TD	PD	FF	FR	YDS	TK	S	A	FF	FR	S
2016 Chiefs	15	0	3	3	0	0	0	0.0	0.0	0	0	0	0	0	0	1	0	6	6	0	0	0	0	0
2017 Chiefs	0	0	0	0	0	0	0	0.0	0.0	0	0	0	0	0	0	0	0	0	0	0	0	0	0	0
NFL TOTALS	15	0	3	3	0	0	0	0.0	0.0	0	0	0	0	0	0	1	0	6	6	0	0	0	0	0

## ERIC MURRAY - NFL PLAYOFF STATISTICS

TEAM	GP	GS	TACKLES									INTERCEPTIONS					O. FUMB			ST				MISC	
			TK	S	A	TFL	YDS	SK	YDS	QBH	NO	YDS	LG	TD	PD	FF	FR	YDS	TK	S	A	FF	FR	S	A
2016 Chiefs	17	0	0	0	0	0	0	0.0	0.0	0	0	0	0	0	0	0	0	1	1	0	0	0	0	0	
2017 Chiefs	0	0	0	0	0	0	0	0.0	0.0	0	0	0	0	0	0	0	0	0	0	0	0	0	0	0	
NFL TOTALS	17	0	0	0	0	0	0	0.0	0.0	0	0	0	0	0	0	0	0	1	1	0	0	0	0	0	

22 Marcus Peters

CB 6-0 197lbs 24 3 Washington D1-15

MARCUS PETERS - NFL REGULAR SEASON STATISTICS

TACKLES												INTERCEPTIONS					O. FUMB				ST				MISC	
TEAM	GP	GS	TK	S	A	TFL	YDS	SK	YDS	QBH	NO	YDS	LG	TD	PD	FF	FR	YDS	TK	S	A	FF	FR	S	A	
2015 Chiefs	15	15	60	53	7	2	4	0.0	0.0	0	8	280	90t	2	26	1	0	0	0	0	0	0	0	0	0	
2016 Chiefs	14	14	45	35	10	0	0	0.0	0.0	0	6	63	28	0	20	1	3	31	0	0	0	0	0	0	0	
2017 Chiefs	0	0	0	0	0	0	0	0.0	0.0	0	0	0	0	0	0	0	0	0	0	0	0	0	0	0	0	
NFL TOTALS	29	29	105	88	17	2	4	0.0	0.0	0	14	343	90t	2	46	2	3	31	0	0	0	0	0	0	0	

MARCUS PETERS - NFL PLAYOFF STATISTICS

[illegible]

23	Phillip Gaines	CB	6-0	193lbs	26	4	Rice	D3-14
----	----------------	----	-----	--------	----	---	------	-------

## PHILLIP GAINES - NFL REGULAR SEASON STATISTICS

	TEAM	GP	GS	TK	TACKLES							INTERCEPTIONS					O. FUMB			ST				MISC			
					S	A	TFL	YDS	SK	YDS	QBH	NO	YDS	LG	TD	PD	FF	FR	YDS	TK	S	A	FF	FR	S	A	
2014	Chiefs	13	5	17	17	0	2	5	0.0	0.0	1	0	0	0	0	4	0	0	0	3	3	0	0	0	0	0	0
2015	Chiefs	3	3	6	5	1	0	0	0.0	0.0	0	0	0	0	0	0	0	0	0	0	0	0	0	0	0	0	
2016	Chiefs	10	5	43	41	2	1	3	0.0	0.0	0	1	0	0	0	7	2	0	0	1	1	0	0	0	0	0	
2017	Chiefs	0	0	0	0	0	0	0	0.0	0.0	0	0	0	0	0	0	0	0	0	0	0	0	0	0	0	0	
NFL TOTALS		26	13	66	63	3	3	8	0.0	0.0	1	1	0	0	0	11	2	0	0	4	4	0	0	0	0	0	0

## PHILLIP GAINES - NFL PLAYOFF STATISTICS

[illegible]

24	D.J. White	CB	5-11	193lbs	23	2	Georgia Tech	D6a-16
----	------------	----	------	--------	----	---	--------------	--------

D.J. WHITE - NFL REGULAR SEASON STATISTICS

[illegible]

## D.J. WHITE - NFL PLAYOFF STATISTICS

TEAM	GP	GS	TACKLES									INTERCEPTIONS					O. FUMB			ST					MISC	
			TK	S	A	TFL	YDS	SK	YDS	QBH	NO	YDS	LG	TD	PD	FF	FR	YDS	TK	S	A	FF	FR	S	A	
2016 Chiefs	11	0	0	0	0	0	0	0.0	0.0	0	0	0	0	0	0	0	0	0	0	0	0	0	0	0		
2017 Chiefs	0	0	0	0	0	0	0	0.0	0.0	0	0	0	0	0	0	0	0	0	0	0	0	0	0	0		
NFL TOTALS	11	0	0	0	0	0	0	0.0	0.0	0	0	0	0	0	0	0	0	0	0	0	0	0	0	0		

25 Kenneth Acker

CB 6-0 195lbs 25 4

Southern Methodist

T(SF)-16

## KENNETH ACKER - NFL REGULAR SEASON STATISTICS

	TACKLES											INTERCEPTIONS					O. FUMB			ST					MISC	
	TEAM	GP	GS	TK	S	A	TFL	YDS	SK	YDS	QBH	NO	YDS	LG	TD	PD	FF	FR	YDS	TK	S	A	FF	FR	S	A
2014	49ers	0	0	0	0	0	0	0	0.0	0.0	0	0	0	0	0	0	0	0	0	0	0	0	0	0	0	0
2015	49ers	14	13	63	53	10	2	6	0.0	0.0	0	3	45	45	0	8	0	0	0	2	2	0	0	0	0	0
2016	Chiefs	8	1	16	16	0	0	0	0.0	0.0	0	0	0	0	0	3	0	0	0	1	0	1	0	0	0	0
2017	Chiefs	0	0	0	0	0	0	0	0.0	0.0	0	0	0	0	0	0	0	0	0	0	0	0	0	0	0	0
NFL TOTALS		22	14	79	69	10	2	6	0.0	0.0	0	3	45	45	0	11	0	0	0	3	2	1	0	0	0	0

## KENNETH ACKER - NFL PLAYOFF STATISTICS

	TACKLES											INTERCEPTIONS					O. FUMB			ST					MISC	
	TEAM	GP	GS	TK	S	A	TFL	YDS	SK	YDS	QBH	NO	YDS	LG	TD	PD	FF	FR	YDS	TK	S	A	FF	FR	S	A
2014	49ers	0	0	0	0	0	0	0	0.0	0.0	0	0	0	0	0	0	0	0	0	0	0	0	0	0	0	0
2015	49ers	15	13	0	0	0	0	0	0.0	0.0	0	0	0	0	0	0	0	0	0	0	0	0	0	0	0	0
2016	Chiefs	9	1	0	0	0	0	0	0.0	0.0	0	0	0	0	0	0	0	0	0	0	0	0	0	0	0	0
2017	Chiefs	0	0	0	0	0	0	0	0.0	0.0	0	0	0	0	0	0	0	0	0	0	0	0	0	0	0	0
NFL	TOTALS	24	14	0	0	0	0	0	0.0	0.0	0	0	0	0	0	0	0	0	0	0	0	0	0	0	0	0

27 Kareem Hunt

RB 6-0

225lbs

22

R

Toledo

D3-17

29 Eric Berry

S 6-0

212lbs

28

8

Tennessee

D1-10

## ERIC BERRY - NFL REGULAR SEASON STATISTICS

	TEAM	GP	GS	TACKLES							INTERCEPTIONS					O. FUMB			ST					MISC		
				TK	S	A	TFL	YDS	SK	YDS	QBH	NO	YDS	LG	TD	PD	FF	FR	YDS	TK	S	A	FF	FR	S	A
2010	Chiefs	15	15	94	73	21	5	0	2.0	11.0	6	4	102	54t	1	11	1	0	0	5	5	0	0	0	0	0
2011	Chiefs	1	1	0	0	0	0	0	0.0	0.0	0	0	0	0	0	0	0	0	0	0	0	0	0	0	0	
2012	Chiefs	15	15	86	73	13	10	0	0.0	0.0	0	1	0	0	0	10	0	0	0	0	0	0	0	0	0	
2013	Chiefs	15	15	74	66	8	11	41	3.5	26.5	7	3	134	49	2	11	1	2	24	0	0	0	0	0	0	
2014	Chiefs	6	5	37	32	5	0	0	0.0	0.0	1	0	0	0	0	2	0	0	0	0	0	0	0	0	0	
2015	Chiefs	15	14	61	55	6	0	0	0.0	0.0	0	2	40	25	0	10	0	0	0	0	0	0	0	0	0	
2016	Chiefs	15	15	77	62	15	2	2	0.0	0.0	0	4	98	42t	2	9	1	0	0	0	0	0	0	0	0	
2017	Chiefs	0	0	0	0	0	0	0	0.0	0.0	0	0	0	0	0	0	0	0	0	0	0	0	0	0	0	
NFL TOTALS		82	80	429	361	68	28	43	5.5	37.5	14	14	374	54t	5	53	3	2	24	5	5	0	0	0	0	0



## ERIC BERRY - NFL PLAYOFF STATISTICS

	TACKLES											INTERCEPTIONS					O. FUMB			ST					MISC	
	TEAM	GP	GS	TK	S	A	TFL	YDS	SK	YDS	QBH	NO	YDS	LG	TD	PD	FF	FR	YDS	TK	S	A	FF	FR	S	A
2010	Chiefs	17	17	10	9	1	0	0	0.0	0.0	0	0	0	0	0	4	0	0	0	0	0	0	0	0	0	0
2011	Chiefs	1	1	0	0	0	0	0	0.0	0.0	0	0	0	0	0	0	0	0	0	0	0	0	0	0	0	0
2012	Chiefs	16	16	0	0	0	0	0	0.0	0.0	0	0	0	0	0	0	0	0	0	0	0	0	0	0	0	0
2013	Chiefs	16	16	9	7	2	0	0	0.0	0.0	0	0	0	0	0	0	1	0	0	0	0	0	0	0	0	0
2014	Chiefs	6	5	0	0	0	0	0	0.0	0.0	0	0	0	0	0	0	0	0	0	0	0	0	0	0	0	0
2015	Chiefs	18	17	10	8	2	1	2	0.0	0.0	0	1	0	0	0	1	0	0	0	0	0	0	0	0	0	0
2016	Chiefs	17	17	7	4	3	1	1	0.0	0.0	0	1	0	0	0	1	0	0	0	0	0	0	0	0	0	0
2017	Chiefs	0	0	0	0	0	0	0	0.0	0.0	0	0	0	0	0	0	0	0	0	0	0	0	0	0	0	0
NFL TOTALS		91	89	36	28	8	2	3	0.0	0.0	0	2	0	0	0	6	1	0	0	0	0	0	0	0	0	0

35 Charcandrick West

RB 5-10 205lbs 26 4

Abilene Christian

CFA-14

## CHARCANDRICK WEST - NFL REGULAR SEASON STATISTICS

TEAM	GP	GS	RUSHING					RECEIVING				
			NO.	YDS.	AVG.	LG	TD	NO.	YDS	AVG	LG	TD
2014 Chiefs	5	0	0	0	0.0	0	0	0	0	0.0	0	0
2015 Chiefs	14	8	160	634	4.0	38t	4	20	214	10.7	80t	1
2016 Chiefs	14	1	88	293	3.3	28	1	28	188	6.7	28	2
2017* Chiefs	0	0	0	0	0.0	0	0	0	0	0.0	0	0
<b>NFL TOTALS</b>	<b>33</b>	<b>9</b>	<b>248</b>	<b>927</b>	<b>3.7</b>	<b>38t</b>	<b>5</b>	<b>48</b>	<b>402</b>	<b>8.4</b>	<b>80t</b>	<b>3</b>

## CHARCANDRICK WEST - NFL PLAYOFF STATISTICS

TEAM	GP	GS	RUSHING					RECEIVING				
			NO.	YDS.	AVG.	LG	TD	NO.	YDS	AVG	LG	TD
2014 Chiefs	6	0	0	0	0.0	0	0	0	0	0.0	0	0
2015 Chiefs	17	11	25	87	3.5	17	1	3	24	8.0	9	0
2016 Chiefs	16	2	1	-1	-1.0	-1	0	2	14	7.0	8	0
2017* Chiefs	0	0	0	0	0.0	0	0	0	0	0.0	0	0
<b>NFL TOTALS</b>	<b>39</b>	<b>13</b>	<b>26</b>	<b>86</b>	<b>3.3</b>	<b>17</b>	<b>1</b>	<b>5</b>	<b>38</b>	<b>7.6</b>	<b>9</b>	<b>0</b>

## CHARCANDRICK WEST - NFL REGULAR SEASON RETURN STATISTICS

KICKOFF RETURNS						PUNT RETURNS					
TEAM	RET.	YDS.	AVG.	LG	TD	NO.	FC	YDS	AVG	LG	TD
2014 Chiefs	0	0	0.0	0	0	0	0	0	0.0	0	0
2015 Chiefs	0	0	0.0	0	0	0	0	0	0.0	0	0
2016 Chiefs	0	0	0.0	0	0	0	0	0	0.0	0	0
2017 Chiefs	0	0	0.0	0	0	0	0	0	0.0	0	0
NFL TOTALS	0	0	0.0	0	0	0	0	0	0.0	0	0

## CHARCANDRICK WEST - NFL PLAYOFF RETURN STATISTICS

TEAM	KICKOFF RETURNS					PUNT RETURNS					
	RET.	YDS.	AVG.	LG	TD	NO.	FC	YDS	AVG	LG	TD
2014 Chiefs	0	0	0.0	0	0	0	0	0	0.0	0	0
2015 Chiefs	0	0	0.0	0	0	0	0	0	0.0	0	0
2016 Chiefs	0	0	0.0	0	0	0	0	0	0.0	0	0
2017 Chiefs	0	0	0.0	0	0	0	0	0	0.0	0	0
<b>NFL TOTALS</b>	<b>0</b>	<b>0</b>	<b>0.0</b>	<b>0</b>	<b>0</b>	<b>0</b>	<b>0</b>	<b>0</b>	<b>0.0</b>	<b>0</b>	<b>0</b>

DATE	TEAM	ATT.	YDS.	AVG.	LG	TD
10/25/15	STEELERS	22	110	5.0	36	1

38 Ron Parker

DB 6-0 206lbs 30 7 Newberry W (SEA)-13

## RON PARKER - NFL REGULAR SEASON STATISTICS

TACKLES											INTERCEPTIONS						O. FUMB			ST				MISC			
TEAM	GP	GS	TK	S	A	TFL	YDS	SK	YDS	QBH	NO	YDS	LG	TD	PD	FF	FR	YDS	TK	S	A	FF	FR	S	A		
2011 Raiders	3	0	0	0	0	0	0	0.0	0.0	0	0	0	0	0	0	0	0	0	0	0	0	0	0	0	0		
Went from Raiders to Seahawks.																											
2011 Seahawks	2	0	0	0	0	0	0	0.0	0.0	0	0	0	0	0	0	0	0	0	0	0	0	0	0	0	0		
2012 Panthers	3	0	0	0	0	0	0	0.0	0.0	0	0	0	0	0	0	0	0	0	0	1	1	0	0	0	0		
Went from Panthers to Seahawks.																											
2012 Seahawks	2	0	0	0	0	0	0	0.0	0.0	0	0	0	0	0	0	0	0	0	2	2	0	0	0	0	0		
2013 Chiefs	15	0	7	7	0	0	0	1.0	3.0	0	2	29	15	0	3	1	2	20	10	10	0	0	1	0	0		
2014 Chiefs	15	14	94	84	10	2	18	1.0	14.0	1	1	10	10	0	12	1	0	0	0	0	0	0	0	0	0		
2015 Chiefs	15	15	78	67	11	6	17	5.0	16.0	5	3	5	5	0	12	1	0	0	0	0	0	0	0	0	0		
2016 Chiefs	15	15	61	52	9	1	1	0.0	0.0	0	1	1	1	0	12	2	0	0	0	0	0	0	0	0	0		
2017 Chiefs	0	0	0	0	0	0	0	0.0	0.0	0	0	0	0	0	0	0	0	0	0	0	0	0	0	0	0		
NFL TOTALS	70	44	240	210	30	9	36	7.0	33.0	6	7	45	15	0	39	5	2	20	13	13	0	0	1	0	0		

## RON PARKER - NFL PLAYOFF STATISTICS

TACKLES												INTERCEPTIONS					O. FUMB			ST					MISC		
TEAM	GP	GS	TK	S	A	TFL	YDS	SK	YDS	QBH	NO	YDS	LG	TD	PD	FF	FR	YDS	TK	S	A	FF	FR	S	A		
2011 Raiders	3	0	0	0	0	0	0	0.0	0.0	0	0	0	0	0	0	0	0	0	0	0	0	0	0	0	0		
Went from Raiders to Seahawks.																											
2011 Seahawks	2	0	0	0	0	0	0	0.0	0.0	0	0	0	0	0	0	0	0	0	0	0	0	0	0	0	0		
2012 Panthers	3	0	0	0	0	0	0	0.0	0.0	0	0	0	0	0	0	0	0	0	0	0	0	0	0	0	0		
Went from Panthers to Seahawks.																											
2012 Seahawks	2	0	0	0	0	0	0	0.0	0.0	0	0	0	0	0	0	0	0	0	0	0	0	0	0	0	0		
2013 Chiefs	17	1	0	0	0	0	0	0.0	0.0	0	0	0	0	0	0	0	0	0	0	1	1	0	0	0	0		
2014 Chiefs	16	15	0	0	0	0	0	0.0	0.0	0	0	0	0	0	0	0	0	0	0	0	0	0	0	0	0		
2015 Chiefs	18	18	10	6	4	0	0	0.0	0.0	0	0	0	0	0	0	0	0	0	0	0	0	0	0	0	0		
2016 Chiefs	17	17	5	4	1	0	0	0.0	0.0	0	0	0	0	0	0	0	0	0	0	0	0	0	0	0	0		
2017 Chiefs	0	0	0	0	0	0	0	0.0	0.0	0	0	0	0	0	0	0	0	0	0	0	0	0	0	0	0		
NFL TOTALS	78	51	15	10	5	0	0	0.0	0.0	0	0	0	0	0	0	0	0	0	0	1	1	0	0	0	0		

39 Terrance Mitchell

CB 5-11 190lbs 25 4 Oregon FA-16

## TERRANCE MITCHELL - NFL REGULAR SEASON STATISTICS

		TACKLES										INTERCEPTIONS					O. FUMB			ST					MISC		
TEAM		GP	GS	TK	S	A	TFL	YDS	SK	YDS	QBH	NO	YDS	LG	TD	PD	FF	FR	YDS	TK	S	A	FF	FR	S	A	
2014	Bears	0	0	0	0	0	0	0	0.0	0.0	0	0	0	0	0	0	0	0	0	0	0	0	0	0	0	0	
2015	Bears	5	0	1	1	0	0	0	0.0	0.0	0	0	0	0	0	1	0	0	0	0	0	0	0	0	0	0	
Went from Bears to Cowboys.																											
2015	Cowboys	2	0	12	9	3	0	0	1.0	13.0	1	1	-2	0	0	2	1	0	0	0	0	0	0	0	0	0	
2016	Chiefs	6	1	19	17	2	0	0	0.0	0.0	0	0	0	0	0	6	0	0	0	0	0	0	0	0	0	0	
2017	Chiefs	0	0	0	0	0	0	0	0.0	0.0	0	0	0	0	0	0	0	0	0	0	0	0	0	0	0	0	
NFL TOTALS		13	1	32	27	5	0	0	1.0	13.0	1	1	-2	0	0	9	1	0	0	0	0	0	0	0	0	0	

## TERRANCE MITCHELL - NFL PLAYOFF STATISTICS

TACKLES												INTERCEPTIONS					O. FUMB			ST					MISC	
TEAM	GP	GS	TK	S	A	TFL	YDS	SK	YDS	QBH	NO	YDS	LG	TD	PD	FF	FR	YDS	TK	S	A	FF	FR	S	A	
2014 Bears	0	0	0	0	0	0	0	0.0	0.0	0	0	0	0	0	0	0	0	0	0	0	0	0	0	0	0	
2015 Bears	5	0	0	0	0	0	0	0.0	0.0	0	0	0	0	0	0	0	0	0	0	0	0	0	0	0	0	
Went from Bears to Cowboys.																										
2015 Cowboys	3	0	0	0	0	0	0	0.0	0.0	0	0	0	0	0	0	0	0	0	0	0	0	0	0	0	0	
2016 Chiefs	8	3	1	0	1	0	0	0.0	0.0	0	0	0	0	0	0	0	0	0	0	0	0	0	0	0	0	
2017 Chiefs	0	0	0	0	0	0	0	0.0	0.0	0	0	0	0	0	0	0	0	0	0	0	0	0	0	0	0	
NFL TOTALS	16	3	1	0	1	0	0	0.0	0.0	0	0	0	0	0	0	0	0	0	0	0	0	0	0	0	0	

41 James Winchester

LS 6-3 240lbs 28 3 Oklahoma FA-15

## JAMES WINCHESTER - NFL REGULAR SEASON STATISTICS

TEAM	GP
2015 Chiefs	15
2016 Chiefs	15
2017 Chiefs	0
<b>NFL TOTALS</b>	<b>30</b>

## JAMES WINCHESTER - NFL PLAYOFF STATISTICS

TEAM	GP
2015 Chiefs	18
2016 Chiefs	17
2017 Chiefs	0
<b>NFL TOTALS</b>	<b>35</b>

42 Anthony Sherman

FB 5-10 242lbs 28 7 Connecticut T (ARI)-13

## ANTHONY SHERMAN - NFL REGULAR SEASON STATISTICS

TEAM	GP	GS	RUSHING					RECEIVING				
			NO.	YDS.	AVG.	LG	TD	NO.	YDS	AVG	LG	TD
2011 Cardinals	14	6	1	3	3.0	3	0	8	72	9.0	19	0
2012 Cardinals	13	4	0	0	0.0	0	0	5	39	7.8	19	0
2013 Chiefs	15	7	2	3	1.5	2	0	18	155	8.6	26	1
2014 Chiefs	15	6	2	8	4.0	4	0	10	71	7.1	24	1
2015 Chiefs	15	1	1	0	0.0	0	0	4	34	8.5	18	0
2016 Chiefs	15	2	0	0	0.0	0	0	4	11	2.8	6	0
2017* Chiefs	0	0	0	0	0.0	0	0	0	0	0.0	0	0
<b>NFL TOTALS</b>	<b>87</b>	<b>26</b>	<b>6</b>	<b>14</b>	<b>2.3</b>	<b>4</b>	<b>0</b>	<b>49</b>	<b>382</b>	<b>7.8</b>	<b>26</b>	<b>2</b>

## ANTHONY SHERMAN - NFL PLAYOFF STATISTICS

TEAM	GP	GS	RUSHING					RECEIVING				
			NO.	YDS.	AVG.	LG	TD	NO.	YDS	AVG	LG	TD
2011 Cardinals	15	7	0	0	0.0	0	0	0	0	0.0	0	0
2012 Cardinals	13	4	0	0	0.0	0	0	0	0	0.0	0	0
2013 Chiefs	17	9	0	0	0.0	0	0	2	1	0.5	5t	1
2014 Chiefs	16	6	0	0	0.0	0	0	0	0	0.0	0	0
2015 Chiefs	18	2	0	0	0.0	0	0	2	4	2.0	3	0
2016 Chiefs	17	3	0	0	0.0	0	0	1	3	3.0	3	0
2017* Chiefs	0	0	0	0	0.0	0	0	0	0	0.0	0	0
<b>NFL TOTALS</b>	<b>96</b>	<b>31</b>	<b>0</b>	<b>0</b>	<b>0.0</b>	<b>0</b>	<b>0</b>	<b>5</b>	<b>8</b>	<b>1.6</b>	<b>5t</b>	<b>1</b>

## ANTHONY SHERMAN - NFL REGULAR SEASON RETURN STATISTICS

KICKOFF RETURNS						PUNT RETURNS					
TEAM	RET.	YDS.	AVG.	LG	TD	NO.	FC	YDS	AVG	LG	TD
2011 Cardinals	0	0	0.0	0	0	0	0	0	0.0	0	0
2012 Cardinals	0	0	0.0	0	0	0	0	0	0.0	0	0
2013 Chiefs	0	0	0.0	0	0	0	0	0	0.0	0	0
2014 Chiefs	1	13	13.0	13	0	0	0	0	0.0	0	0
2015 Chiefs	2	20	10.0	11	0	0	0	0	0.0	0	0
2016 Chiefs	0	0	0.0	0	0	0	0	0	0.0	0	0
2017 Chiefs	0	0	0.0	0	0	0	0	0	0.0	0	0
NFL TOTALS	3	33	11.0	13	0	0	0	0	0.0	0	0

## ANTHONY SHERMAN - NFL PLAYOFF RETURN STATISTICS

KICKOFF RETURNS						PUNT RETURNS					
TEAM	RET.	YDS.	AVG.	LG	TD	NO.	FC	YDS	AVG	LG	TD
2011 Cardinals	0	0	0.0	0	0	0	0	0	0.0	0	0
2012 Cardinals	0	0	0.0	0	0	0	0	0	0.0	0	0
2013 Chiefs	0	0	0.0	0	0	0	0	0	0.0	0	0
2014 Chiefs	0	0	0.0	0	0	0	0	0	0.0	0	0
2015 Chiefs	0	0	0.0	0	0	0	0	0	0.0	0	0
2016 Chiefs	0	0	0.0	0	0	0	0	0	0.0	0	0
2017 Chiefs	0	0	0.0	0	0	0	0	0	0.0	0	0
NFL TOTALS	0	0	0.0	0	0	0	0	0	0.0	0	0

## UKEME ELIGWE - NFL REGULAR SEASON STATISTICS

	TEAM	GP	GS	TACKLES								INTERCEPTIONS					O. FUMB			ST					MISC	
				TK	S	A	TFL	YDS	SK	YDS	QBH	NO	YDS	LG	TD	PD	FF	FR	YDS	TK	S	A	FF	FR	S	A
2017	Chiefs	0	0	0	0	0	0	0	0.0	0.0	0	0	0	0	0	0	0	0	0	0	0	0	0	0		
NFL		0	0	0	0	0	0	0	0.0	0.0	0	0	0	0	0	0	0	0	0	0	0	0	0	0		
TOTALS																										

## UKEME ELIGWE - NFL PLAYOFF STATISTICS

TEAM	GP	GS	TACKLES									INTERCEPTIONS					O. FUMB			ST					MISC	
			TK	S	A	TFL	YDS	SK	YDS	QBH	NO	YDS	LG	TD	PD	FF	FR	YDS	TK	S	A	FF	FR	S	A	
2017 Chiefs	0	0	0	0	0	0	0	0.0	0.0	0	0	0	0	0	0	0	0	0	0	0	0	0	0	0		
NFL TOTALS	0	0	0	0	0	0	0	0.0	0.0	0	0	0	0	0	0	0	0	0	0	0	0	0	0	0		

48 Terrance Smith

LB 6-2 235lbs 24 2 Florida State CFA-16

## TERRANCE SMITH - NFL REGULAR SEASON STATISTICS

TACKLES											INTERCEPTIONS					O. FUMB			ST					MISC	
TEAM	GP	GS	TK	S	A	TFL	YDS	SK	YDS	QBH	NO	YDS	LG	TD	PD	FF	FR	YDS	TK	S	A	FF	FR	S	A
2016 Chiefs	8	1	2	2	0	0	0	0.0	0.0	0	0	0	0	0	0	0	0	0	1	0	1	0	0	0	0
2017 Chiefs	0	0	0	0	0	0	0	0.0	0.0	0	0	0	0	0	0	0	0	0	0	0	0	0	0	0	0
NFL TOTALS	8	1	2	2	0	0	0	0.0	0.0	0	0	0	0	0	0	0	0	0	1	0	1	0	0	0	0

## TERRANCE SMITH - NFL PLAYOFF STATISTICS

TACKLES												INTERCEPTIONS					O. FUMB			ST					MISC	
TEAM	GP	GS	TK	S	A	TFL	YDS	SK	YDS	QBH	NO	YDS	LG	TD	PD	FF	FR	YDS	TK	S	A	FF	FR	S	A	
2016 Chiefs	10	2	2	1	1	0	0	0.0	0.0	0	0	0	0	0	0	0	0	0	0	0	0	0	0	0	0	
2017 Chiefs	0	0	0	0	0	0	0	0.0	0.0	0	0	0	0	0	0	0	0	0	0	0	0	0	0	0	0	
NFL TOTALS	10	2	2	1	1	0	0	0.0	0.0	0	0	0	0	0	0	0	0	0	0	0	0	0	0	0	0	

49 Daniel Sorensen

S 6-2 208lbs 27 4 Brigham Young CFA-14

## DANIEL SORESENSEN - NFL REGULAR SEASON STATISTICS

	TACKLES										INTERCEPTIONS					O. FUMB				ST				MISC		
	TEAM	GP	GS	TK	S	A	TFL	YDS	SK	YDS	QBH	NO	YDS	LG	TD	PD	FF	FR	YDS	TK	S	A	FF	FR	S	A
2014	Chiefs	8	0	0	0	0	0	0	0.0	0.0	0	0	0	0	0	0	0	0	0	7	6	1	0	0	0	0
2015	Chiefs	15	0	16	14	2	1	7	1.0	7.0	2	0	0	0	0	2	0	0	0	7	6	1	0	0	0	0
2016	Chiefs	15	1	54	47	7	4	13	1.0	8.0	3	3	48	48t	1	6	2	2	56	9	8	1	0	1	0	0
2017	Chiefs	0	0	0	0	0	0	0	0.0	0.0	0	0	0	0	0	0	0	0	0	0	0	0	0	0	0	0
NFL TOTALS		38	1	70	61	9	5	20	2.0	15.0	5	3	48	48t	1	8	2	2	56	23	20	3	0	1	0	0

## DANIEL SORENSEN - NFL PLAYOFF STATISTICS

	TEAM	GP	GS	TACKLES								INTERCEPTIONS					O. FUMB			ST					MISC	
				TK	S	A	TFL	YDS	SK	YDS	QBH	NO	YDS	LG	TD	PD	FF	FR	YDS	TK	S	A	FF	FR	S	A
2014	Chiefs	9	0	0	0	0	0	0	0.0	0.0	0	0	0	0	0	0	0	0	0	0	0	0	0	0	0	
2015	Chiefs	18	0	1	0	1	0	0	0.0	0.0	0	0	0	0	0	0	0	0	0	0	0	0	0	0	0	
2016	Chiefs	17	2	2	1	1	0	0	0.0	0.0	0	0	0	0	0	0	0	0	0	0	0	0	0	0	0	
2017	Chiefs	0	0	0	0	0	0	0	0.0	0.0	0	0	0	0	0	0	0	0	0	0	0	0	0	0	0	
NFL TOTALS		44	2	3	1	2	0	0	0.0	0.0	0	0	0	0	0	0	0	0	0	0	0	0	0	0	0	

50 Justin Houston

LB 6-3 258lbs 28 7 Georgia D3-11

## JUSTIN HOUSTON - NFL REGULAR SEASON STATISTICS

	TACKLES										INTERCEPTIONS				O. FUMB			ST					MISC			
	TEAM	GP	GS	TK	S	A	TFL	YDS	SK	YDS	QBH	NO	YDS	LG	TD	PD	FF	FR	YDS	TK	S	A	FF	FR	S	A
2011	Chiefs	15	9	51	43	8	10	0	5.5	27.5	9	0	0	0	0	4	1	1	0	5	3	2	0	0	0	0
2012	Chiefs	15	15	66	53	13	13	10	10.0	69.0	18	1	32	32	0	6	1	1	4	0	0	0	0	0	0	0
2013	Chiefs	11	11	44	41	3	11	63	11.0	75.0	15	0	0	0	0	4	1	2	0	0	0	0	0	0	0	0
2014	Chiefs	15	15	69	60	9	23	112	22.0	99.0	25	0	0	0	0	5	4	0	0	0	0	0	0	0	0	0
2015	Chiefs	11	11	30	25	5	9	50	7.5	54.0	13	2	16	17t	1	6	1	0	0	0	0	0	0	0	0	0
2016	Chiefs	5	5	21	20	1	6	21	4.0	17.0	6	0	0	0	0	1	1	0	0	0	0	0	0	0	0	0
2017	Chiefs	0	0	0	0	0	0	0	0.0	0.0	0	0	0	0	0	0	0	0	0	0	0	0	0	0	0	0
NFL		72	66	281	242	39	72	256	60.0	341.5	86	3	48	32	1	26	9	4	4	5	3	2	0	0	0	0
TOTALS																										

## JUSTIN HOUSTON - NFL PLAYOFF STATISTICS

	TACKLES											INTERCEPTIONS					O. FUMB			ST					MISC	
	TEAM	GP	GS	TK	S	A	TFL	YDS	SK	YDS	QBH	NO	YDS	LG	TD	PD	FF	FR	YDS	TK	S	A	FF	FR	S	A
2011	Chiefs	16	10	0	0	0	0	0	0.0	0.0	0	0	0	0	0	0	0	0	0	0	0	0	0	0	0	0
2012	Chiefs	16	16	0	0	0	0	0	0.0	0.0	0	0	0	0	0	0	0	0	0	0	0	0	0	0	0	0
2013	Chiefs	12	12	4	3	1	1	7	1.0	7.0	3	0	0	0	0	1	0	1	7	0	0	0	0	0	0	0
2014	Chiefs	16	16	0	0	0	0	0	0.0	0.0	0	0	0	0	0	0	0	0	0	0	0	0	0	0	0	0
2015	Chiefs	13	12	3	2	1	0	0	0.0	0.0	1	0	0	0	0	0	0	0	0	0	0	0	0	0	0	0
2016	Chiefs	6	6	6	5	1	0	0	0.0	0.0	0	0	0	0	0	0	0	0	0	0	0	0	0	0	0	0
2017	Chiefs	0	0	0	0	0	0	0	0.0	0.0	0	0	0	0	0	0	0	0	0	0	0	0	0	0	0	0
NFL TOTALS		79	72	13	10	3	1	7	1.0	7.0	4	0	0	0	0	1	0	1	7	0	0	0	0	0	0	0

51 Frank Zombo

LB 6-3 254lbs 30 8

Central Michigan

UFA-13

## FRANK ZOMBO - NFL REGULAR SEASON STATISTICS

	TACKLES										INTERCEPTIONS					O. FUMB			ST				MISC			
	TEAM	GP	GS	TK	S	A	TFL	YDS	SK	YDS	QBH	NO	YDS	LG	TD	PD	FF	FR	YDS	TK	S	A	FF	FR	S	A
2010 Packers	13	8	38	28	10	5	0	4.0	34.0	6	0	0	0	0	0	0	2	0	0	0	0	0	0	0	0	0
2011 Packers	4	0	9	7	2	1	0	1.0	7.0	1	0	0	0	0	0	0	0	0	0	1	1	0	0	0	0	0
2012 Packers	6	0	6	4	2	0	0	0.0	0.0	0	0	0	0	0	0	0	0	0	0	2	1	1	0	0	0	0
2013 Chiefs	15	4	23	20	3	0	0	2.0	15.0	5	1	5	5	0	2	1	0	0	4	3	1	0	1	0	0	0
2014 Chiefs	15	0	1	1	0	0	0	0.0	0.0	0	0	0	0	0	0	0	1	0	7	7	0	0	1	0	0	0
2015 Chiefs	15	1	10	8	2	2	14	3.0	25.0	5	0	0	0	0	0	1	0	0	9	8	1	0	0	0	0	0
2016 Chiefs	15	11	39	28	11	3	8	1.0	5.0	4	0	0	0	0	0	2	1	0	0	2	2	0	0	0	0	0
2017 Chiefs	0	0	0	0	0	0	0	0.0	0.0	0	0	0	0	0	0	0	0	0	0	0	0	0	0	0	0	0
NFL TOTALS	83	24	126	96	30	11	22	11.0	86.0	21	1	5	5	0	4	5	1	0	25	22	3	0	2	0	0	0





## DEE FORD - NFL PLAYOFF STATISTICS

	TEAM	GP	GS	TACKLES								INTERCEPTIONS					O. FUMB			ST					MISC	
				TK	S	A	TFL	YDS	SK	YDS	QBH	NO	YDS	LG	TD	PD	FF	FR	YDS	TK	S	A	FF	FR	S	A
2014	Chiefs	16	0	0	0	0	0	0	0.0	0.0	0	0	0	0	0	0	0	0	0	0	0	0	0	0		
2015	Chiefs	16	6	6	6	0	2	8	0.0	0.0	1	0	0	0	0	0	0	0	0	0	0	0	0	0		
2016	Chiefs	16	15	3	1	2	0	0	0.5	3.0	1	0	0	0	0	0	0	0	0	0	0	0	0	0		
2017	Chiefs	0	0	0	0	0	0	0	0.0	0.0	0	0	0	0	0	0	0	0	0	0	0	0	0	0		
NFL TOTALS		48	21	9	7	2	2	8	0.5	3.0	2	0	0	0	0	0	0	0	0	0	0	0	0	0		

56 Derrick Johnson

LB 6-3 242lbs 34 13 Texas DI-05

## DERRICK JOHNSON - NFL REGULAR SEASON STATISTICS

	TEAM	GP	GS	TACKLES							INTERCEPTIONS					O. FUMB			ST					MISC		
				TK	S	A	TFL	YDS	SK	YDS	QBH	NO	YDS	LG	TD	PD	FF	FR	YDS	TK	S	A	FF	FR	S	A
2005	Chiefs	15	15	110	87	23	0	0	2.0	14.0	0	0	0	0	5	2	1	0	1	1	0	0	0	0	0	
2006	Chiefs	12	11	83	66	17	0	0	4.5	22.5	5	0	0	0	2	2	2	0	0	0	0	0	0	0	0	
2007	Chiefs	15	15	107	91	16	1	2	4.0	34.0	6	2	18	12	0	6	3	0	1	1	0	0	0	0	0	
2008	Chiefs	13	13	90	65	25	6	0	1.5	12.5	2	1	7	7	0	6	4	0	1	1	0	0	0	0	0	
2009	Chiefs	14	2	33	24	9	2	0	1.0	7.0	1	3	175	70	2	5	1	0	5	4	1	0	0	0	0	
2010	Chiefs	15	15	147	107	40	8	0	1.0	11.0	1	1	15	15t	1	16	4	1	0	0	0	0	0	0	0	
2011	Chiefs	15	15	179	131	48	10	0	2.0	10.0	3	2	18	17	0	9	1	1	0	0	0	0	0	0	0	
2012	Chiefs	15	15	125	110	15	12	0	2.0	10.0	5	0	0	0	0	4	3	0	0	0	0	0	0	0	0	
2013	Chiefs	15	15	107	95	12	12	35	4.5	27.0	10	2	44	41	0	6	0	2	11	0	0	0	0	0	0	
2014	Chiefs	1	1	4	4	0	0	0	0.0	0.0	0	0	0	0	0	0	0	0	0	0	0	0	0	0	0	
2015	Chiefs	15	15	116	95	21	8	33	4.0	23.0	5	2	23	18	0	8	2	0	0	0	0	0	0	0	0	
2016	Chiefs	13	13	90	70	20	8	19	1.0	8.0	2	1	55	55t	1	3	0	0	0	0	0	0	0	0	0	
2017	Chiefs	0	0	0	0	0	0	0	0.0	0.0	0	0	0	0	0	0	0	0	0	0	0	0	0	0	0	
NFL TOTALS		158	145	1191	945	246	67	89	27.5	179.0	40	14	355	70	4	70	22	7	11	8	7	1	0	0	0	0

## DERRICK JOHNSON - NFL PLAYOFF STATISTICS

	TACKLES											INTERCEPTIONS					O. FUMB			ST					MISC	
	TEAM	GP	GS	TK	S	A	TFL	YDS	SK	YDS	QBH	NO	YDS	LG	TD	PD	FF	FR	YDS	TK	S	A	FF	FR	S	A
2005	Chiefs	16	16	0	0	0	0	0	0.0	0.0	0	0	0	0	0	0	0	0	0	0	0	0	0	0	0	0
2006	Chiefs	14	13	12	10	2	0	0	0.0	0.0	0	0	0	0	0	0	0	0	0	0	0	0	0	0	0	0
2007	Chiefs	16	16	0	0	0	0	0	0.0	0.0	0	0	0	0	0	0	0	0	0	0	0	0	0	0	0	0
2008	Chiefs	14	14	0	0	0	0	0	0.0	0.0	0	0	0	0	0	0	0	0	0	0	0	0	0	0	0	0
2009	Chiefs	15	3	0	0	0	0	0	0.0	0.0	0	0	0	0	0	0	0	0	0	0	0	0	0	0	0	0
2010	Chiefs	17	17	7	3	4	0	0	0.0	0.0	0	0	0	0	0	0	0	0	0	0	0	0	0	0	0	0
2011	Chiefs	16	16	0	0	0	0	0	0.0	0.0	0	0	0	0	0	0	0	0	0	0	0	0	0	0	0	0
2012	Chiefs	16	16	0	0	0	0	0	0.0	0.0	0	0	0	0	0	0	0	0	0	0	0	0	0	0	0	0
2013	Chiefs	16	16	3	2	1	0	0	0.0	0.0	0	0	0	0	0	0	0	0	0	0	0	0	0	0	0	0
2014	Chiefs	1	1	0	0	0	0	0	0.0	0.0	0	0	0	0	0	0	0	0	0	0	0	0	0	0	0	0
2015	Chiefs	18	18	10	5	5	0	0	0.0	0.0	0	0	0	0	0	0	0	0	0	0	0	0	0	0	0	0
2016	Chiefs	13	13	0	0	0	0	0	0.0	0.0	0	0	0	0	0	0	0	0	0	0	0	0	0	0	0	0
2017	Chiefs	0	0	0	0	0	0	0	0.0	0.0	0	0	0	0	0	0	0	0	0	0	0	0	0	0	0	0
NFL TOTALS		172	159	32	20	12	0	0	0.0	0.0	0	0	0	0	0	0	0	0	0	0	0	0	0	0	0	0

57 Kevin Pierre-Louis

LB 6-0 230lbs 25 4

Boston College

T (SEA)-17

## KEVIN PIERRE-LOUIS - NFL REGULAR SEASON STATISTICS

TEAM	GP	GS	TK	TACKLES								INTERCEPTIONS					O. FUMB			ST				MISC	
				S	A	TFL	YDS	SK	YDS	QBH	NO	YDS	LG	TD	PD	FF	FR	YDS	TK	S	A	FF	FR	S	A
2014 Seahawks	7	0	10	7	3	1	1	0.0	0.0	0	0	0	0	0	0	0	0	0	3	3	0	0	1	0	0
2015 Seahawks	13	1	12	3	9	0	0	0.0	0.0	1	0	0	0	0	1	0	0	0	6	5	1	0	0	0	0
2016 Seahawks	12	0	7	3	4	0	0	0.0	0.0	0	0	0	0	0	0	0	0	0	5	4	1	0	0	0	0
2017 Seahawks	0	0	0	0	0	0	0	0.0	0.0	0	0	0	0	0	0	0	0	0	0	0	0	0	0	0	0
Went from <b>Seahawks</b> to <b>Chiefs</b> .																									
2017 Chiefs	0	0	0	0	0	0	0	0.0	0.0	0	0	0	0	0	0	0	0	0	0	0	0	0	0	0	0
NFL TOTALS	32	1	29	13	16	1	1	0.0	0.0	1	0	0	0	0	1	0	0	0	14	12	2	0	1	0	0

## KEVIN PIERRE-LOUIS - NFL PLAYOFF STATISTICS

TEAM	GP	GS	TACKLES									INTERCEPTIONS					O. FUMB			ST					MISC	
			TK	S	A	TFL	YDS	SK	YDS	QBH	NO	YDS	LG	TD	PD	FF	FR	YDS	TK	S	A	FF	FR	S	A	
2014 Seahawks	7	0	0	0	0	0	0	0.0	0.0	0	0	0	0	0	0	0	0	0	0	0	0	0	0	0		
2015 Seahawks	15	1	0	0	0	0	0	0.0	0.0	0	0	0	0	0	0	0	0	0	1	1	0	0	0	0		
2016 Seahawks	15	0	0	0	0	0	0	0.0	0.0	0	0	0	0	0	0	0	0	0	0	0	0	0	0	0		
2017 Seahawks	0	0	0	0	0	0	0	0.0	0.0	0	0	0	0	0	0	0	0	0	0	0	0	0	0	0		
Went from <b>Seahawks</b> to <b>Chiefs</b> .																										
2017 Chiefs	0	0	0	0	0	0	0	0.0	0.0	0	0	0	0	0	0	0	0	0	0	0	0	0	0	0		
NFL TOTALS	37	1	0	0	0	0	0	0.0	0.0	0	0	0	0	0	0	0	0	0	1	1	0	0	0	0		

59 Reggie Ragland

LB 6-2 252lbs 23 2 Alabama T (BUF)-17

## REGGIE RAGLAND - NFL REGULAR SEASON STATISTICS

	TEAM	TACKLES										INTERCEPTIONS					O. FUMB			ST					MISC	
		GP	GS	TK	S	A	TFL	YDS	SK	YDS	QBH	NO	YDS	LG	TD	PD	FF	FR	YDS	TK	S	A	FF	FR	S	A
2016	Bills	0	0	0	0	0	0	0	0.0	0.0	0	0	0	0	0	0	0	0	0	0	0	0	0	0	0	0
2017	Bills	0	0	0	0	0	0	0	0.0	0.0	0	0	0	0	0	0	0	0	0	0	0	0	0	0	0	0
NFL		0	0	0	0	0	0	0	0.0	0.0	0	0	0	0	0	0	0	0	0	0	0	0	0	0	0	0
TOTALS																										

## REGGIE RAGLAND - NFL PLAYOFF STATISTICS

	TEAM	TACKLES										INTERCEPTIONS					O. FUMB			ST					MISC	
		GP	GS	TK	S	A	TFL	YDS	SK	YDS	QBH	NO	YDS	LG	TD	PD	FF	FR	YDS	TK	S	A	FF	FR	S	A
2016	Bills	0	0	0	0	0	0	0	0.0	0.0	0	0	0	0	0	0	0	0	0	0	0	0	0	0	0	0
2017	Bills	0	0	0	0	0	0	0	0.0	0.0	0	0	0	0	0	0	0	0	0	0	0	0	0	0	0	0
NFL		0	0	0	0	0	0	0	0.0	0.0	0	0	0	0	0	0	0	0	0	0	0	0	0	0	0	0
TOTALS																										

61 Mitch Morse

C 6-6 305lbs 25 3 Missouri D2-15

## MITCH MORSE - NFL REGULAR SEASON STATISTICS

TEAM	GP	GS
2015 Chiefs	14	14
2016 Chiefs	15	15
2017 Chiefs	0	0
<b>NFL TOTALS</b>	<b>29</b>	<b>29</b>

### MITCH MORSE - NFL PLAYOFF STATISTICS

TEAM	GP	GS
------	----	----

2015 Chiefs	15	15
2016 Chiefs	17	17
2017 Chiefs	0	0

<b>NFL TOTALS</b>	<b>32</b>	<b>32</b>
-------------------	-----------	-----------

65 Jordan Devey

G 6-6 320lbs 29 4 Memphis W (SF)-16

### JORDAN DEVEY - NFL REGULAR SEASON STATISTICS

TEAM	GP	GS
------	----	----

2013 Patriots	0	0
2014 Patriots	6	4
2015 49ers	14	9
2016 Chiefs	1	1
2017 Chiefs	0	0

<b>NFL TOTALS</b>	<b>21</b>	<b>14</b>
-------------------	-----------	-----------

### JORDAN DEVEY - NFL PLAYOFF STATISTICS

TEAM	GP	GS
------	----	----

2013 Patriots	0	0
2014 Patriots	7	4
2015 49ers	15	9
2016 Chiefs	1	1
2017 Chiefs	0	0

<b>NFL TOTALS</b>	<b>23</b>	<b>14</b>
-------------------	-----------	-----------

70 Bryan Witzmann

T 6-7 320lbs 27 3 South Dakota State W (DAL)-16

### BRYAN WITZMANN - NFL REGULAR SEASON STATISTICS

TEAM	GP	GS
------	----	----

2016 Chiefs	10	0
2017 Chiefs	0	0

<b>NFL TOTALS</b>	<b>10</b>	<b>0</b>
-------------------	-----------	----------

### BRYAN WITZMANN - NFL PLAYOFF STATISTICS

TEAM	GP	GS
------	----	----

2016 Chiefs	12	0
2017 Chiefs	0	0

<b>NFL TOTALS</b>	<b>12</b>	<b>0</b>
-------------------	-----------	----------

71 Mitchell Schwartz

T 6-5 320lbs 28 6 California UFA-16

### MITCHELL SCHWARTZ - NFL REGULAR SEASON STATISTICS

	TEAM	GP	GS
2012	Browns	15	15
2013	Browns	15	15
2014	Browns	15	15
2015	Browns	15	15
2016	Chiefs	15	15
2017	Chiefs	0	0
<b>NFL</b>		<b>75</b>	<b>75</b>
<b>TOTALS</b>			

### MITCHELL SCHWARTZ - NFL PLAYOFF STATISTICS

	TEAM	GP	GS
2012	Browns	16	16
2013	Browns	16	16
2014	Browns	16	16
2015	Browns	16	16
2016	Chiefs	17	17
2017	Chiefs	0	0
<b>NFL</b>		<b>81</b>	<b>81</b>
<b>TOTALS</b>			

72 Eric Fisher

T 6-7 315lbs 26 5 Central Michigan D1-13

### ERIC FISHER - NFL REGULAR SEASON STATISTICS

	TEAM	GP	GS
2013	Chiefs	13	12
2014	Chiefs	15	15
2015	Chiefs	15	13
2016	Chiefs	15	15
2017	Chiefs	0	0
<b>NFL</b>		<b>58</b>	<b>55</b>
<b>TOTALS</b>			

### ERIC FISHER - NFL PLAYOFF STATISTICS

	TEAM	GP	GS
2013	Chiefs	14	13
2014	Chiefs	16	16
2015	Chiefs	18	16
2016	Chiefs	17	17
2017	Chiefs	0	0
<b>NFL</b>		<b>65</b>	<b>62</b>
<b>TOTALS</b>			

73 Zach Fulton

OL 6-5 316lbs 25 4 Tennessee D6a-14

## ZACH FULTON - NFL REGULAR SEASON STATISTICS

TEAM GP GS		
2014 Chiefs	15	15
2015 Chiefs	15	6
2016 Chiefs	15	11
2017 Chiefs	0	0
<b>NFL TOTALS</b>	<b>45</b>	<b>32</b>

## ZACH FULTON - NFL PLAYOFF STATISTICS

TEAM GP GS		
2014 Chiefs	16	16
2015 Chiefs	18	8
2016 Chiefs	17	13
2017 Chiefs	0	0
<b>NFL TOTALS</b>	<b>51</b>	<b>37</b>

75   Cameron Erving   OL   6-5   313lbs   25   3   Florida State   T (CLE)-17

## CAMERON ERVING - NFL REGULAR SEASON STATISTICS

TEAM GP GS		
2015 Browns	15	3
2016 Browns	12	12
2017 Browns	0	0
<b>NFL TOTALS</b>	<b>27</b>	<b>15</b>

## CAMERON ERVING - NFL PLAYOFF STATISTICS

TEAM GP GS		
2015 Browns	16	4
2016 Browns	13	13
2017 Browns	0	0
<b>NFL TOTALS</b>	<b>29</b>	<b>17</b>

76   Laurent Duvernay-Tardif   G   6-5   321lbs   26   4   McGill   D6b-14

## LAURENT DUVERNAY-TARDIF - NFL REGULAR SEASON STATISTICS

TEAM GP GS		
2014 Chiefs	0	0
2015 Chiefs	15	12
2016 Chiefs	13	13
2017 Chiefs	0	0
<b>NFL TOTALS</b>	<b>28</b>	<b>25</b>



## LAURENT DUVERNAY-TARDIF - NFL PLAYOFF STATISTICS

TEAM	GP	GS
2014 Chiefs	0	0
2015 Chiefs	17	14
2016 Chiefs	15	15
2017 Chiefs	0	0
<b>NFL TOTALS</b>	<b>32</b>	<b>29</b>

79 Parker Ehinger OL 6-6 310lbs 24 2 Cincinnati D4a-16

## PARKER EHINGER - NFL REGULAR SEASON STATISTICS

TEAM	GP	GS
2016 Chiefs	5	4
2017 Chiefs	0	0
<b>NFL TOTALS</b>	<b>5</b>	<b>4</b>

## PARKER EHINGER - NFL PLAYOFF STATISTICS

TEAM	GP	GS
2016 Chiefs	5	4
2017 Chiefs	0	0
<b>NFL TOTALS</b>	<b>5</b>	<b>4</b>

80 Jehu Chesson WR 6-3 203lbs 23 R Michigan D4-17

## JEHU CHESSON - NFL REGULAR SEASON STATISTICS

TEAM	GP	GS	RUSHING					RECEIVING				
			NO.	YDS.	AVG.	LG	TD	NO.	YDS	AVG	LG	TD
2017* Chiefs	0	0	0	0	0.0	0	0	0	0	0.0	0	0
<b>NFL TOTALS</b>	<b>0</b>	<b>0</b>	<b>0</b>	<b>0</b>	<b>0.0</b>	<b>0</b>	<b>0</b>	<b>0</b>	<b>0</b>	<b>0.0</b>	<b>0</b>	<b>0</b>

## JEHU CHESSON - NFL PLAYOFF STATISTICS

TEAM	GP	GS	RUSHING					RECEIVING				
			NO.	YDS.	AVG.	LG	TD	NO.	YDS	AVG	LG	TD
2017* Chiefs	0	0	0	0	0.0	0	0	0	0	0.0	0	0
<b>NFL TOTALS</b>	<b>0</b>	<b>0</b>	<b>0</b>	<b>0</b>	<b>0.0</b>	<b>0</b>	<b>0</b>	<b>0</b>	<b>0</b>	<b>0.0</b>	<b>0</b>	<b>0</b>

## JEHU CHESSON - NFL REGULAR SEASON RETURN STATISTICS

KICKOFF RETURNS						PUNT RETURNS					
TEAM	RET.	YDS.	AVG.	LG	TD	NO.	FC	YDS	AVG	LG	TD
2017 Chiefs	0	0	0.0	0	0	0	0	0	0.0	0	0
NFL TOTALS	0	0	0.0	0	0	0	0	0	0.0	0	0

## JEHU CHESSON - NFL PLAYOFF RETURN STATISTICS

TEAM	KICKOFF RETURNS					PUNT RETURNS					
	RET.	YDS.	AVG.	LG	TD	NO.	FC	YDS	AVG	LG	TD
2017 Chiefs	0	0	0.0	0	0	0	0	0	0.0	0	0
<b>NFL TOTALS</b>	<b>0</b>	<b>0</b>	<b>0.0</b>	<b>0</b>	<b>0</b>	<b>0</b>	<b>0</b>	<b>0</b>	<b>0.0</b>	<b>0</b>	<b>0</b>

84 Demetrius Harris

TE 6-7 230lbs 26 4 Wisconsin-Milwaukee CFA-13

## DEMETRIUS HARRIS - NFL REGULAR SEASON STATISTICS

TEAM	GP	GS	RUSHING					RECEIVING				
			NO.	YDS.	AVG.	LG	TD	NO.	YDS	AVG	LG	TD
2013 Chiefs	0	0	0	0	0.0	0	0	0	0	0.0	0	0
2014 Chiefs	8	3	0	0	0.0	0	0	3	20	6.7	10	0
2015 Chiefs	15	9	0	0	0.0	0	0	7	74	10.6	25	1
2016 Chiefs	15	10	0	0	0.0	0	0	17	123	7.2	13	1
2017* Chiefs	0	0	0	0	0.0	0	0	0	0	0.0	0	0
<b>NFL TOTALS</b>	<b>38</b>	<b>22</b>	<b>0</b>	<b>0</b>	<b>0.0</b>	<b>0</b>	<b>0</b>	<b>27</b>	<b>217</b>	<b>8.0</b>	<b>25</b>	<b>2</b>

## DEMETRIUS HARRIS - NFL PLAYOFF STATISTICS

TEAM	GP	GS	RUSHING					RECEIVING				
			NO.	YDS.	AVG.	LG	TD	NO.	YDS	AVG	LG	TD
2013 Chiefs	0	0	0	0	0.0	0	0	0	0	0.0	0	0
2014 Chiefs	8	3	0	0	0.0	0	0	0	0	0.0	0	0
2015 Chiefs	18	10	0	0	0.0	0	0	1	10	10.0	10	0
2016 Chiefs	17	11	0	0	0.0	0	0	0	0	0.0	0	0
2017* Chiefs	0	0	0	0	0.0	0	0	0	0	0.0	0	0
<b>NFL TOTALS</b>	<b>43</b>	<b>24</b>	<b>0</b>	<b>0</b>	<b>0.0</b>	<b>0</b>	<b>0</b>	<b>1</b>	<b>10</b>	<b>10.0</b>	<b>10</b>	<b>0</b>

## DEMETRIUS HARRIS - NFL REGULAR SEASON RETURN STATISTICS

TEAM	KICKOFF RETURNS					PUNT RETURNS					
	RET.	YDS.	AVG.	LG	TD	NO.	FC	YDS	AVG	LG	TD
2013 Chiefs	0	0	0.0	0	0	0	0	0	0.0	0	0
2014 Chiefs	0	0	0.0	0	0	0	0	0	0.0	0	0
2015 Chiefs	0	0	0.0	0	0	0	0	0	0.0	0	0
2016 Chiefs	1	19	19.0	19	0	0	0	0	0.0	0	0
2017 Chiefs	0	0	0.0	0	0	0	0	0	0.0	0	0
<b>NFL TOTALS</b>	<b>1</b>	<b>19</b>	<b>19.0</b>	<b>19</b>	<b>0</b>	<b>0</b>	<b>0</b>	<b>0</b>	<b>0.0</b>	<b>0</b>	<b>0</b>

## DEMETRIUS HARRIS - NFL PLAYOFF RETURN STATISTICS

TEAM	KICKOFF RETURNS					PUNT RETURNS					
	RET.	YDS.	AVG.	LG	TD	NO.	FC	YDS	AVG	LG	TD
2013 Chiefs	0	0	0.0	0	0	0	0	0	0.0	0	0
2014 Chiefs	0	0	0.0	0	0	0	0	0	0.0	0	0
2015 Chiefs	0	0	0.0	0	0	0	0	0	0.0	0	0
2016 Chiefs	1	25	25.0	25	0	0	0	0	0.0	0	0
2017 Chiefs	0	0	0.0	0	0	0	0	0	0.0	0	0
<b>NFL TOTALS</b>	<b>1</b>	<b>25</b>	<b>25.0</b>	<b>25</b>	<b>0</b>	<b>0</b>	<b>0</b>	<b>0</b>	<b>0.0</b>	<b>0</b>	<b>0</b>

### TRAVIS KELCE - NFL REGULAR SEASON STATISTICS

TEAM	GP	GS	RUSHING					RECEIVING				
			NO.	YDS.	AVG.	LG	TD	NO.	YDS	AVG	LG	TD
2013 Chiefs	1	0	0	0	0.0	0	0	0	0	0.0	0	0
2014 Chiefs	15	10	0	0	0.0	0	0	67	862	12.9	34	5
2015 Chiefs	15	15	0	0	0.0	0	0	72	875	12.2	42t	5
2016 Chiefs	15	15	1	-5	-5.0	-5	0	85	1,125	13.2	80t	4
2017* Chiefs	0	0	0	0	0.0	0	0	0	0	0.0	0	0
<b>NFL TOTALS</b>	<b>46</b>	<b>40</b>	<b>1</b>	<b>-5</b>	<b>-5.0</b>	<b>0</b>	<b>0</b>	<b>224</b>	<b>2,862</b>	<b>12.8</b>	<b>80t</b>	<b>14</b>

### TRAVIS KELCE - NFL PLAYOFF STATISTICS

TEAM	GP	GS	RUSHING					RECEIVING				
			NO.	YDS.	AVG.	LG	TD	NO.	YDS	AVG	LG	TD
2013 Chiefs	1	0	0	0	0.0	0	0	0	0	0.0	0	0
2014 Chiefs	16	11	0	0	0.0	0	0	0	0	0.0	0	0
2015 Chiefs	18	18	0	0	0.0	0	0	14	151	10.8	48	0
2016 Chiefs	17	16	0	0	0.0	0	0	5	77	15.4	24	0
2017* Chiefs	0	0	0	0	0.0	0	0	0	0	0.0	0	0
<b>NFL TOTALS</b>	<b>52</b>	<b>45</b>	<b>0</b>	<b>0</b>	<b>0.0</b>	<b>0</b>	<b>0</b>	<b>19</b>	<b>228</b>	<b>12.0</b>	<b>48</b>	<b>0</b>

### TRAVIS KELCE - NFL REGULAR SEASON RETURN STATISTICS

KICKOFF RETURNS							PUNT RETURNS					
TEAM	RET.	YDS.	AVG.	LG	TD		NO.	FC	YDS	AVG	LG	TD
2013 Chiefs	0	0	0.0	0	0		0	0	0	0.0	0	0
2014 Chiefs	0	0	0.0	0	0		0	0	0	0.0	0	0
2015 Chiefs	0	0	0.0	0	0		0	0	0	0.0	0	0
2016 Chiefs	0	0	0.0	0	0		0	0	0	0.0	0	0
2017 Chiefs	0	0	0.0	0	0		0	0	0	0.0	0	0
NFL TOTALS	0	0	0.0	0	0		0	0	0	0.0	0	0

### TRAVIS KELCE - NFL PLAYOFF RETURN STATISTICS

KICKOFF RETURNS							PUNT RETURNS					
TEAM	RET.	YDS.	AVG.	LG	TD		NO.	FC	YDS	AVG	LG	TD
2013 Chiefs	0	0	0.0	0	0		0	0	0	0.0	0	0
2014 Chiefs	0	0	0.0	0	0		0	0	0	0.0	0	0
2015 Chiefs	0	0	0.0	0	0		0	0	0	0.0	0	0
2016 Chiefs	0	0	0.0	0	0		0	0	0	0.0	0	0
2017 Chiefs	0	0	0.0	0	0		0	0	0	0.0	0	0
NFL TOTALS	0	0	0.0	0	0		0	0	0	0.0	0	0

DATE	TEAM	NO.	YDS.	AVG.	LG	TD
12/07/14	at Cardinals	7	110	15.7	29	0
09/13/15	at Texans	6	106	17.7	42t	2
01/09/16	at Texans	8	128	16.0	48	0
10/30/16	at Colts	7	101	14.4	21	1
11/20/16	BUCCANEERS	7	108	15.4	44	0
11/27/16	at Broncos	8	101	12.6	21	0
12/04/16	at Falcons	8	140	17.5	35	0
12/08/16	RAIDERS	5	101	20.2	34	0
12/25/16	BRONCOS	11	160	14.5	80t	1

## ROSS TRAVIS - NFL REGULAR SEASON STATISTICS

TEAM	GP	GS	RUSHING					RECEIVING				
			NO.	YDS.	AVG.	LG	TD	NO.	YDS	AVG	LG	TD
2016 Chiefs	6	3	0	0	0.0	0	0	3	15	5.0	6	0
2017* Chiefs	0	0	0	0	0.0	0	0	0	0	0.0	0	0
<b>NFL TOTALS</b>	<b>6</b>	<b>3</b>	<b>0</b>	<b>0</b>	<b>0.0</b>	<b>0</b>	<b>0</b>	<b>3</b>	<b>15</b>	<b>5.0</b>	<b>6</b>	<b>0</b>

## ROSS TRAVIS - NFL PLAYOFF STATISTICS

TEAM	GP	GS	RUSHING					RECEIVING				
			NO.	YDS.	AVG.	LG	TD	NO.	YDS	AVG	LG	TD
2016 Chiefs	6	3	0	0	0.0	0	0	0	0	0.0	0	0
2017* Chiefs	0	0	0	0	0.0	0	0	0	0	0.0	0	0
<b>NFL TOTALS</b>	<b>6</b>	<b>3</b>	<b>0</b>	<b>0</b>	<b>0.0</b>	<b>0</b>	<b>0</b>	<b>0</b>	<b>0</b>	<b>0.0</b>	<b>0</b>	<b>0</b>

## ROSS TRAVIS - NFL REGULAR SEASON RETURN STATISTICS

KICKOFF RETURNS						PUNT RETURNS					
TEAM	RET.	YDS.	AVG.	LG	TD	NO.	FC	YDS	AVG	LG	TD
2016 Chiefs	0	0	0.0	0	0	0	0	0	0.0	0	0
2017 Chiefs	0	0	0.0	0	0	0	0	0	0.0	0	0
NFL TOTALS	0	0	0.0	0	0	0	0	0	0.0	0	0

## ROSS TRAVIS - NFL PLAYOFF RETURN STATISTICS

KICKOFF RETURNS						PUNT RETURNS					
TEAM	RET.	YDS.	AVG.	LG	TD	NO.	FC	YDS	AVG	LG	TD
2016 Chiefs	0	0	0.0	0	0	0	0	0	0.0	0	0
2017 Chiefs	0	0	0.0	0	0	0	0	0	0.0	0	0
NFL TOTALS	0	0	0.0	0	0	0	0	0	0.0	0	0

## JARVIS JENKINS - NFL REGULAR SEASON STATISTICS

TEAM	GP	GS	TACKLES								INTERCEPTIONS					O. FUMB			ST					MISC	
			TK	S	A	TFL	YDS	SK	YDS	QBH	NO	YDS	LG	TD	PD	FF	FR	YDS	TK	S	A	FF	FR	S	A
2011 Redskins	0	0	0	0	0	0	0	0.0	0.0	0	0	0	0	0	0	0	0	0	0	0	0	0	0	0	
2012 Redskins	15	13	25	11	14	2	0	0.0	0.0	3	0	0	0	0	0	0	0	0	0	0	0	0	0	0	
2013 Redskins	11	4	22	12	10	1	3	2.0	8.0	3	0	0	0	0	0	0	0	0	0	0	0	0	0	0	
2014 Redskins	15	13	29	19	10	3	4	0.0	0.0	2	0	0	0	0	0	0	0	0	0	0	0	0	0	0	
2015 Bears	15	15	32	22	10	3	17	4.0	22.5	11	0	0	0	0	1	0	0	0	0	0	0	0	0	0	
2016 Jets	9	1	9	7	2	0	0	0.0	0.0	0	0	0	0	0	0	0	0	0	0	0	0	0	0	0	
Went from <b>Jets</b> to <b>Chiefs</b> .																									
2016 Chiefs	6	0	5	5	0	0	0	0.0	0.0	1	0	0	0	0	0	0	0	0	0	0	0	0	0	0	
2017 Chiefs	0	0	0	0	0	0	0	0.0	0.0	0	0	0	0	0	0	0	0	0	0	0	0	0	0	0	
NFL TOTALS	71	46	122	76	46	9	24	6.0	30.5	20	0	0	0	0	1	0	0	0	0	0	0	0	0	0	

## JARVIS JENKINS - NFL PLAYOFF STATISTICS

TEAM	GP	GS	TACKLES								INTERCEPTIONS						O. FUMB			ST					MISC	
			TK	S	A	TFL	YDS	SK	YDS	QBH	NO	YDS	LG	TD	PD	FF	FR	YDS	TK	S	A	FF	FR	S	A	
2011 Redskins	0	0	0	0	0	0	0	0.0	0.0	0	0	0	0	0	0	0	0	0	0	0	0	0	0	0	0	
2012 Redskins	17	15	5	0	5	0	0	0.0	0.0	0	0	0	0	0	0	0	1	0	0	0	0	0	0	0	0	
2013 Redskins	12	5	0	0	0	0	0	0.0	0.0	0	0	0	0	0	0	0	0	0	0	0	0	0	0	0	0	
2014 Redskins	16	14	0	0	0	0	0	0.0	0.0	0	0	0	0	0	0	0	0	0	0	0	0	0	0	0	0	
2015 Bears	15	15	0	0	0	0	0	0.0	0.0	0	0	0	0	0	0	0	0	0	0	0	0	0	0	0	0	
2016 Jets	9	1	0	0	0	0	0	0.0	0.0	0	0	0	0	0	0	0	0	0	0	0	0	0	0	0	0	
Went from <b>Jets</b> to <b>Chiefs</b> .																										
2016 Chiefs	8	0	3	2	1	0	0	0.5	3.0	1	0	0	0	0	0	0	0	0	0	0	0	0	0	0	0	
2017 Chiefs	0	0	0	0	0	0	0	0.0	0.0	0	0	0	0	0	0	0	0	0	0	0	0	0	0	0	0	
NFL TOTALS	77	50	8	2	6	0	0	0.5	3.0	1	0	0	0	0	0	0	1	0	0	0	0	0	0	0	0	

95 Chris Jones

DL 6-6 310lbs 23 2 Mississippi State D2-16

## CHRIS JONES - NFL REGULAR SEASON STATISTICS

TACKLES											INTERCEPTIONS					O. FUMB			ST					MISC	
TEAM	GP	GS	TK	S	A	TFL	YDS	SK	YDS	QBH	NO	YDS	LG	TD	PD	FF	FR	YDS	TK	S	A	FF	FR	S	A
2016 Chiefs	15	10	28	17	11	5	26	2.0	19.0	10	0	0	0	0	4	0	0	0	0	0	0	0	0	0	0
2017 Chiefs	0	0	0	0	0	0	0	0.0	0.0	0	0	0	0	0	0	0	0	0	0	0	0	0	0	0	0
NFL TOTALS	15	10	28	17	11	5	26	2.0	19.0	10	0	0	0	0	4	0	0	0	0	0	0	0	0	0	0

## CHRIS JONES - NFL PLAYOFF STATISTICS

TEAM	GP	GS	TACKLES								INTERCEPTIONS					O. FUMB			ST					MISC	
			TK	S	A	TFL	YDS	SK	YDS	QBH	NO	YDS	LG	TD	PD	FF	FR	YDS	TK	S	A	FF	FR	S	A
2016 Chiefs	17	12	2	1	1	0	0	0.0	0.0	0	0	0	0	0	2	0	0	0	0	0	0	0	0	0	
2017 Chiefs	0	0	0	0	0	0	0	0.0	0.0	0	0	0	0	0	0	0	0	0	0	0	0	0	0	0	
NFL TOTALS	17	12	2	1	1	0	0	0.0	0.0	0	0	0	0	0	2	0	0	0	0	0	0	0	0	0	

96 Bennie Logan

DT 6-2 315lbs 27 5 Louisiana State UFA-17

## BENNIE LOGAN - NFL REGULAR SEASON STATISTICS

TACKLES											INTERCEPTIONS					O. FUMB			ST				MISC		
TEAM	GP	GS	TK	S	A	TFL	YDS	SK	YDS	QBH	NO	YDS	LG	TD	PD	FF	FR	YDS	TK	S	A	FF	FR	S	A
2013 Eagles	15	7	27	20	7	5	19	2.0	9.0	5	0	0	0	0	1	0	1	0	0	0	0	0	0	0	0
2014 Eagles	15	15	58	46	12	8	11	0.0	0.0	1	0	0	0	0	1	1	0	0	0	0	0	0	0	0	0
2015 Eagles	14	14	55	39	16	9	22	1.0	7.0	2	0	0	0	0	0	0	0	0	0	0	0	0	0	0	0
2016 Eagles	12	12	24	16	8	5	28	2.5	12.0	6	0	0	0	0	0	2	1	0	0	0	0	0	0	0	0
2017 Chiefs	0	0	0	0	0	0	0	0.0	0.0	0	0	0	0	0	0	0	0	0	0	0	0	0	0	0	0
NFL TOTALS	56	48	164	121	43	27	80	5.5	28.0	14	0	0	0	0	2	3	2	0	0	0	0	0	0	0	0

## BENNIE LOGAN - NFL PLAYOFF STATISTICS

		TACKLES										INTERCEPTIONS					O. FUMB			ST					MISC	
TEAM	GP	GS	TK	S	A	TFL	YDS	SK	YDS	QBH	NO	YDS	LG	TD	PD	FF	FR	YDS	TK	S	A	FF	FR	S	A	
2013 Eagles	17	8	4	4	0	0	0	0.0	0.0	0	0	0	0	0	0	0	0	0	0	0	0	0	0	0	0	
2014 Eagles	16	16	0	0	0	0	0	0.0	0.0	0	0	0	0	0	0	0	0	0	0	0	0	0	0	0	0	
2015 Eagles	14	14	0	0	0	0	0	0.0	0.0	0	0	0	0	0	0	0	0	0	0	0	0	0	0	0	0	
2016 Eagles	13	13	0	0	0	0	0	0.0	0.0	0	0	0	0	0	0	0	0	0	0	0	0	0	0	0	0	
2017 Chiefs	0	0	0	0	0	0	0	0.0	0.0	0	0	0	0	0	0	0	0	0	0	0	0	0	0	0	0	
NFL TOTALS	60	51	4	4	0	0	0	0.0	0.0	0	0	0	0	0	0	0	0	0	0	0	0	0	0	0	0	

97 Allen Bailey DL 6-3 288lbs 28 7 Miami D3b-11

## ALLEN BAILEY - NFL REGULAR SEASON STATISTICS

TACKLES											INTERCEPTIONS					O. FUMB			ST					MISC	
TEAM	GP	GS	TK	S	A	TFL	YDS	SK	YDS	QBH	NO	YDS	LG	TD	PD	FF	FR	YDS	TK	S	A	FF	FR	S	A
2011 Chiefs	15	0	10	8	2	4	0	1.0	9.0	3	0	0	0	0	2	0	1	0	0	0	0	0	0	0	0
2012 Chiefs	10	1	5	3	2	0	0	0.0	0.0	0	0	0	0	0	0	0	1	1	0	0	0	0	0	0	0
2013 Chiefs	14	2	30	25	5	1	8	1.0	8.0	2	0	0	0	0	2	0	0	0	0	0	0	0	0	0	0
2014 Chiefs	13	13	41	27	14	10	38	5.0	32.0	8	0	0	0	0	2	0	0	0	0	0	0	0	0	0	0
2015 Chiefs	11	11	38	26	12	7	21	4.5	22.0	8	0	0	0	0	0	2	1	0	0	0	0	0	0	0	0
2016 Chiefs	5	5	7	5	2	1	2	0.0	0.0	0	0	0	0	0	0	0	0	0	0	0	0	0	0	0	0
2017 Chiefs	0	0	0	0	0	0	0	0.0	0.0	0	0	0	0	0	0	0	0	0	0	0	0	0	0	0	0
NFL TOTALS	68	32	131	94	37	23	69	11.5	71.0	21	0	0	0	0	6	2	3	1	0	0	0	0	0	0	0

## ALLEN BAILEY - NFL PLAYOFF STATISTICS

TACKLES												INTERCEPTIONS					O. FUMB			ST					MISC	
TEAM	GP	GS	TK	S	A	TFL	YDS	SK	YDS	QBH	NO	YDS	LG	TD	PD	FF	FR	YDS	TK	S	A	FF	FR	S	A	
2011 Chiefs	16	0	0	0	0	0	0	0.0	0.0	0	0	0	0	0	0	0	0	0	0	0	0	0	0	0	0	
2012 Chiefs	10	1	0	0	0	0	0	0.0	0.0	0	0	0	0	0	0	0	0	0	0	0	0	0	0	0	0	
2013 Chiefs	16	3	0	0	0	0	0	0.0	0.0	0	0	0	0	0	1	0	0	0	0	0	0	0	0	0	0	
2014 Chiefs	14	14	0	0	0	0	0	0.0	0.0	0	0	0	0	0	0	0	0	0	0	0	0	0	0	0	0	
2015 Chiefs	14	14	4	3	1	0	0	2.0	17.0	0	0	0	0	0	0	2	0	0	0	0	0	0	0	0	0	
2016 Chiefs	5	5	0	0	0	0	0	0.0	0.0	0	0	0	0	0	0	0	0	0	0	0	0	0	0	0	0	
2017 Chiefs	0	0	0	0	0	0	0	0.0	0.0	0	0	0	0	0	0	0	0	0	0	0	0	0	0	0	0	
NFL TOTALS	75	37	4	3	1	0	0	2.0	17.0	0	0	0	0	0	1	2	0	0	0	0	0	0	0	0	0	

98 Roy Miller DT 6-2 310lbs 30 9 Texas D-



## ROY MILLER - NFL REGULAR SEASON STATISTICS

TACKLES											INTERCEPTIONS				O. FUMB			ST					MISC		
TEAM	GP	GS	TK	S	A	TFL	YDS	SK	YDS	QBH	NO	YDS	LG	TD	PD	FF	FR	YDS	TK	S	A	FF	FR	S	A
2009 Buccaneers	14	1	33	27	6	3	0	2.0	8.0	4	0	0	0	0	1	0	0	0	0	0	0	0	0	0	0
2010 Buccaneers	15	15	47	32	15	1	0	1.0	7.0	1	0	0	0	0	0	0	0	0	0	0	0	0	0	0	0
2011 Buccaneers	15	2	36	20	16	2	0	0.0	0.0	1	0	0	0	0	0	0	0	0	0	0	0	0	0	0	0
2012 Buccaneers	14	13	24	15	9	2	0	0.0	0.0	0	0	0	0	0	1	0	0	0	0	0	0	0	0	0	0
2013 Jaguars	14	14	24	19	5	3	6	0.0	0.0	1	0	0	0	0	0	0	0	0	0	0	0	0	0	0	0
2014 Jaguars	14	14	31	21	10	4	9	1.0	4.0	2	0	0	0	0	1	0	0	0	0	0	0	0	0	0	0
2015 Jaguars	15	15	40	22	18	6	21	4.0	18.5	6	0	0	0	0	1	1	0	0	0	0	0	0	0	0	0
2016 Jaguars	6	6	10	10	0	1	2	0.0	0.0	1	0	0	0	0	0	0	0	0	0	0	0	0	0	0	0
NFL TOTALS	107	80	245	166	79	22	38	8.0	37.5	16	0	0	0	0	4	1	0	0	0	0	0	0	0	0	0

ROY MILLER - NFL PLAYOFF STATISTICS

[illegible]

99 Rakeem Nunez-Roches	DL 6-2 307lbs 24 3	Southern Mississippi	D6-15
------------------------	--------------------	----------------------	-------

DL 6-2 307lbs 24 3

## Southern Mississippi

*D6-15*

## RAKEEM NUNEZ-ROCHES - NFL REGULAR SEASON STATISTICS

[illegible]

## RAKEEM NUNEZ-ROCHES - NFL PLAYOFF STATISTICS

[illegible]



# **CHIEFS**

***ALL-TIME RECORDS***

**THIS IS CHIEFS KINGDOM**



## Service

### Most Seasons, Active Players

15	Jerrel Wilson	1963-77
14	Len Dawson	1962-75
14	Ed Budde	1963-76
14	Nick Lowery	1980-93
14	Will Shields	1993-06
13	Jim Tyrer	1961-73
13	Buck Buchanan	1963-75
13	Emmitt Thomas	1966-78
13	Jan Stenerud	1967-79
13	Jack Rudnay	1970-82
13	John Alt	1984-96
12	Johnny Robinson	1960-71
12	Dave Hill	1963-74
12	Bobby Bell	1963-74
12	Mike Livingston	1968-79
12	Henry Marshall	1976-87
12	Tony Gonzalez	1997-08
12	Dustin Colquitt	2005-16
12	Derrick Johnson	2005-16

### Most Games Played, Career (All 175+)

224	Will Shields	1993-06
212	Nick Lowery	1980-93
203	Jerrel Wilson	1963-77
190	Tony Gonzalez	1997-08
190	Dustin Colquitt	2005-16
186	Jan Stenerud	1967-79
183	Len Dawson	1962-75
183	Buck Buchanan	1963-75
181	Emmitt Thomas	1966-78
180	Jim Tyrer	1961-73
179	John Alt	1984-96
178	Jack Rudnay	1970-82
177	Ed Budde	1963-76

### Most Games Started, Career (Since 1968)

223	Will Shields	1993-06
174	Tony Gonzalez	1997-08
171	Jack Rudnay	1970-82
164	Tim Grunhard	1990-00
*158	Len Dawson (*Since 1962)	1962-75
157	Derrick Thomas	1989-99
157	Tamba Hali	2006-16

### Most Starts, Rookie, Season

16	Sylvester Hicks	1978
16	Art Still	1978
16	Dave Lutz	1983
16	Kevin Ross	1984
16	Dino Hackett	1986
16	Derrick Thomas	1989
16	Greg Wesley	2000
16	Derrick Johnson	2005
16	Tamba Hali	2006
16	Brandon Carr	2008
16	Glenn Dorsey	2008
16	Eric Berry	2010

16	Dontari Poe	2012
16	Marcus Peters	2015

### Most Consecutive Games Played, Career

224	Will Shields	Sept. 5, 1993 - Dec. 31, 2006
186	Jan Stenerud	Sept. 9, 1967 - Dec. 16, 1979
180	Jim Tyrer	Sept. 10, 1961 - Dec. 2, 1973
168	Bobby Bell	Sept. 7, 1963 - Dec. 14, 1974
166	Buck Buchanan	Sept. 7, 1963 - Dec. 1, 1974

### Most Consecutive Games Started (Since 1968)

223	Will Shields	Sept. 12, 1993 - Dec. 31, 2006
144	Emmitt Thomas	Sept. 28, 1968 - Oct. 15, 1978
134	Jim Lynch	Sept. 9, 1968 - Nov. 6, 1977
120	Tim Grunhard	Sept. 5, 1993 - Oct. 29, 2000
120	Tony Gonzalez	Sept. 19, 1999 - Nov. 12, 2006

### Most Consecutive Games Started To Begin Career

101	Gary Barbaro	1976-82
64	Brandon Carr	2008-11
51	Art Still	1978-81
41	Tamba Hali	2006-08
37	Greg Wesley	2000-02

### Most Games Started, Quarterback, Career

158	Len Dawson	1962-75
88	Trent Green	2001-06
77	Bill Kenney	1979-88
75	Mike Livingston	1968-79
61	Alex Smith	2013-16
52	Steve DeBerg	1988-91

### Most Consecutive Games Started, Quarterback

81	Trent Green	Sept. 9, 2001 - Sept. 10, 2006
44	Len Dawson	Oct. 31, 1965 - Nov. 3, 1968
35	Steve DeBerg	Nov. 26, 1989 - Dec. 8, 1991
28	Steve Bono	Sept. 3, 1995 - Nov. 24, 1996
28	Elvis Grbac	Dec. 26, 1998 - Nov. 19, 2000
28	Len Dawson	Sept. 8, 1962 - Nov. 8, 1963

### Most Consecutive Seasons Starting Every Game, QB

5	Trent Green	2001-05
2	Len Dawson	1966-67

## Scoring

### Most Points, Career (All 400+)

1,466	Nick Lowery	1980-93
1,231	Jan Stenerud	1967-79
517	Ryan Succop	2009-13
500	Priest Holmes	2001-07
462	Tony Gonzalez	1997-08
442	Pete Stoyanovich	1996-00

**Most Seasons, 100 or More Points**

11	Nick Lowery	1981, '83-86, '88-93
5	Jan Stenerud	1967-71
4	Ryan Succop	2009-10, '12-13
3	Pete Stoyanovich	1997-99
3	Lawrence Tynes	2004-06
3	Cairo Santos	2014-16
2	Lin Elliott	1994-95
2	Morten Andersen	2002-03
2	Priest Holmes	2002-03
2	Larry Johnson	2005-06
1	Jack Spikes	1960
1	Abner Haynes	1962
1	Todd Peterson	2001

**Most Points, Season (All 125+)**

162	Priest Holmes	2003
144	Priest Holmes	2002
139	Nick Lowery	1990
129	Jan Stenerud	1968
129	Cairo Santos	2015
129	Cairo Santos	2016
126	Larry Johnson	2005
125	Lawrence Tynes	2005

**Most Points, Non-Kickers, Rookie, Season**

72	Abner Haynes	1960
72	Tyreek Hill	2016
66	Billy Jackson	1981
54	Johnny Robinson	1960
54	Mike Garrett	1966
42	Robert Holmes	1968

**Most Points, Kickers, Rookie, Season**

113	Cairo Santos	2014
108	Jan Stenerud	1967
104	Jack Spikes	1960
104	Ryan Succop	2009
87	Tommy Brooker	1962

**Most Points, Game**

30	Abner Haynes vs. Oakland	Nov. 26, 1961
30	Jamaal Charles at Oakland	Dec. 15, 2013
24	Frank Jackson vs. Denver	Dec. 10, 1961
24	Abner Haynes vs. Boston	Sept. 8, 1962
24	Frank Jackson at San Diego	Dec. 13, 1964
24	Bert Coan at Denver	Oct. 23, 1966
24	Priest Holmes at Cleveland	Sept. 8, 2002
24	Priest Holmes vs. Atlanta	Oct. 24, 2004
24	Derrick Blaylock vs. Atlanta	Oct. 24, 2004
24	Larry Johnson vs. Seattle	Oct. 29, 2006

**Most Touchdowns, Career**

83	Priest Holmes (76 rush, 7 rec.)	2001-07
76	Tony Gonzalez (0 rush, 76 rec.)	1997-08
64	Jamaal Charles (43 rush, 20 rec., 1 KR)	2008-16
61	Larry Johnson (55 rush, 6 rec.)	2003-09
60	Otis Taylor (3 rush, 57 rec.)	1965-75
58	Abner Haynes (39 rush, 17 rec., 1 KR, 1 fum.)	1960-64

**Most Touchdowns, Season**

27	Priest Holmes (27 rush, 0 rec.)	2003
----	---------------------------------	------

24	Priest Holmes (21 rush, 3 rec.)	2002
21	Larry Johnson (20 rush, 1 rec.)	2005
19	Abner Haynes (13 rush, 6 rec.)	1962
19	Larry Johnson (17 rush, 2 rec.)	2006
19	Jamaal Charles (12 rush, 7 rec.)	2013

**Most Touchdowns, Rookie, Season**

12	Abner Haynes (9 rush, 3 rec.)	1960
12	Tyreek Hill (3 rush, 6 rec., 2 PR, 1 KR)	2016
11	Billy Jackson (10 rush, 1 rec.)	1981
8	Johnny Robinson (4 rush, 4 rec.)	1960
8	Mike Garrett (6 rush, 1 rec., 1 PR)	1966
7	Robert Holmes (7 rush, 0 rec.)	1968

**Most Touchdowns, Game**

5	Abner Haynes vs. Oakland	Nov. 26, 1961
5	Jamaal Charles at Oakland	Dec. 15, 2013
4	Frank Jackson vs. Denver	Dec. 10, 1961
4	Abner Haynes vs. Boston	Sept. 8, 1962
4	Frank Jackson at San Diego	Dec. 13, 1964
4	Bert Coan at Denver	Oct. 23, 1966
4	Priest Holmes at Cleveland	Sept. 8, 2002
4	Priest Holmes vs. Atlanta	Oct. 24, 2004
4	Derrick Blaylock vs. Atlanta	Oct. 24, 2004
4	Larry Johnson vs. Seattle	Oct. 29, 2006
3	36 times;	
	Last, Tyreek Hill at Denver	Nov. 27, 2016

**Most Consecutive Games Scoring Touchdowns**

11	Priest Holmes	2002
9	Larry Johnson	2006
8	Priest Holmes	2003-04
8	Larry Johnson	2004-05
7	Marcus Allen	1993
7	Priest Holmes	2004-05
7	Larry Johnson	2005
7	Dwayne Bowe	2010
7	Jamaal Charles	2013

**Most Points After TD Attempted, Career**

483	Nick Lowery	1980-93
409	Jan Stenerud	1967-79
164	Pete Stoyanovich	1996-00
160	Ryan Succop	2009-13
149	Tommy Brooker	1962-66

**Most Points After TD Attempted, Season**

60	Lawrence Tynes	2004
59	Morten Andersen	2003
52	Ryan Succop	2013
51	Morten Andersen	2002
46	Tommy Brooker	1964

**Most Points After TD Attempted, Game**

8	Tommy Brooker at Denver	Sept. 7, 1963
8	Mike Mercer at Denver	Oct. 23, 1966
8	Lawrence Tynes vs. Atlanta	Oct. 24, 2004
8	Ryan Succop at Oakland	Dec. 15, 2013

**Most Points After TD Made, Career**

479	Nick Lowery	1980-93
394	Jan Stenerud	1967-79
163	Pete Stoyanovich	1996-00

160 Ryan Succop	2009-13
149 Tommy Brooker	1962-66

#### Most Points After TD Made, Season

58 Morten Andersen	2003
58 Lawrence Tynes	2004
52 Ryan Succop	2013
51 Morten Andersen	2002
46 Tommy Brooker	1964

#### Most Points After TD Made, Game

8 Tommy Brooker at Denver	Sept. 7, 1963
8 Mike Mercer at Denver	Oct. 23, 1966
8 Lawrence Tynes vs. Atlanta	Oct. 24, 2004
8 Ryan Succop at Oakland	Dec. 15, 2013
7 Cotton Davidson vs. Denver	Dec.10, 1961
7 T. Brooker at N.Y. Titans	Nov. 11, 1962
7 Jack Spikes vs. Denver	Dec. 8, 1963
7 Tommy Brooker vs. Houston	Nov. 28, 1965
7 Morten Andersen vs. Arizona	Dec. 1, 2002
7 Morten Andersen vs. St. Louis	Dec. 8, 2002
7 Lawrence Tynes at Tennessee	Dec. 13, 2004

#### Most Consecutive Points After TD

197 Nick Lowery	1983-89
160 Ryan Succop	2009-13
155 Jan Stenerud	1968-73
149 Tommy Brooker	1962-66

#### Highest Point After Percentage, Career (100 PATs)

100.00 Ryan Succop (160-160)	2009-13
100.00 Tommy Brooker (149-149)	1962-66
99.39 Pete Stoyanovich (163-164)	1996-00
99.17 Nick Lowery (479-483)	1980-93
99.09 Morten Andersen (109-110)	2002-03
97.16 Lawrence Tynes (137-141)	2004-06

#### Most Field Goals Attempted, Career

436 Jan Stenerud	1967-79
410 Nick Lowery	1980-93
147 Ryan Succop	2009-13
115 Pete Stoyanovich	1996-00
102 Cairo Santos	2014-16

#### Most Field Goals Attempted, Season

44 Jan Stenerud	1971
42 Jan Stenerud	1970
40 Jan Stenerud	1968

#### Most Field Goals Attempted, Game

7 Cairo Santos at Cincinnati	October 4, 2015
7 Jan Stenerud vs. Buffalo	Dec. 19, 1971
6 Tommy Brooker vs. San Diego	Dec. 16, 1962
6 Jan Stenerud	6 times
Last; at Washington	Oct. 10, 1976
6 Todd Peterson vs. Denver	Dec. 16, 2001
6 Ryan Succop at New Orleans	Sept. 23, 2012

#### Most Seasons Leading League, Field Goals Made

3 Jan Stenerud	1967, '70, '75
----------------	----------------

#### Most Field Goals Made, Career

329 Nick Lowery	1980-93
-----------------	---------

279 Jan Stenerud	1967-79
119 Ryan Succop	2009-13
93 Pete Stoyanovich	1996-00
86 Cairo Santos	2014-16

#### Most Field Goals Made, Season

34 Nick Lowery	1990
31 Cairo Santos	2016
30 Jan Stenerud	1968, '70
Cairo Santos	2015
28 Ryan Succop	2012
27 Jan Stenerud	1969
27 Nick Lowery	1988
27 Pete Stoyanovich	1998
27 Todd Peterson	2001
27 Lawrence Tynes	2005

#### Most Field Goals Made, Rookie, Season

25 Ryan Succop	2009
25 Cairo Santos	2014
21 Jan Stenerud	1967
13 Jack Spikes	1960
12 Tommy Brooker	1962

#### Most Field Goals Made, Game

7 Cairo Santos at Cincinnati	Oct. 5, 2015
6 Ryan Succop at New Orleans	Sept. 23, 2012
5 Jan Stenerud	3 times
Last; vs. Buffalo	Dec. 19, 1971
5 Nick Lowery	4 times
Last; vs. Denver	Sept. 20, 1993
5 Ryan Succop vs. Minnesota	Oct. 2, 2011
5 Cairo Santos at Denver	Nov. 15, 2015
4 Tommy Brooker vs. San Diego	Dec. 16, 1962
4 Mike Mercer at N.Y. Jets	Nov. 27, 1966
4 Lin Elliott vs. Seattle	Dec. 24, 1995
4 Jan Stenerud	10 times
4 Nick Lowery	8 times
4 Pete Stoyanovich	2 times
4 Todd Peterson vs. Denver	Dec. 16, 2001
4 Lawrence Tynes	2 times
Last; vs. Denver	Nov. 23, 2006
4 Nick Novak vs. Denver	Sept. 28, 2008
4 Ryan Succop	4 times
Last; at Tennessee	Oct. 6, 2013
4 Cairo Santos	5 times
Last; at Carolina	Nov. 13, 2016

#### Most Consecutive Games Scoring Field Goals

16 Jan Stenerud	1969-70
15 Lawrence Tynes	2004-05
12 Pete Stoyanovich	1997-98
11 Jan Stenerud	1968-69
11 Jan Stenerud	1971-72
11 Nick Lowery	1985-86
11 Morten Andersen	2002

#### Most Consecutive Field Goals Made

22 Pete Stoyanovich	1997-98
22 Ryan Succop	2011
21 Nick Lowery	1990
21 Nick Lowery	1991
16 Jan Stenerud	1969
15 Nick Lowery	1992-93
15 Morten Anderson	2002

**Longest Field Goal**

58 Nick Lowery at Washington	Sept. 18, 1983
58 Nick Lowery vs. L.A. Raiders	Sept. 12, 1985
57 Nick Lowery vs. Seattle	Sept. 14, 1980
55 Jan Stenerud at Denver	Oct. 4, 1970
54 Jan Stenerud at Houston	Sept. 9, 1967
54 Jan Stenerud at Denver	Oct. 5, 1969
54 Jan Stenerud at San Francisco	Dec. 6, 1971
54 Nick Lowery vs. L.A. Raiders	Nov. 6, 1983
54 Nick Lowery at Detroit	Nov. 26, 1987
54 Pete Stoyanovich vs. Denver	Nov. 16, 1997
54 Ryan Succop vs. Minnesota	Oct. 2, 2011
54 Cairo Santos at Houston	Sept. 18, 2016

**Highest Field Goal Percentage, Career (100 Attempts)**

84.3 Cairo Santos (86-102)	2014-16
81.0 Ryan Succop (119-147)	2009-13
80.9 Pete Stoyanovich (93-115)	1996-00
80.2 Nick Lowery (329-410)	1980-93
64.0 Jan Stenerud (279-436)	1967-79

**Highest Field Goal Percentage, Season**

96.3 Pete Stoyanovich (26-27)	1997
91.9 Nick Lowery (34-37)	1990
91.6 Nick Lowery (22-24)	1992
88.9 Nick Lowery (24-27)	1985
88.6 Cairo Santos (31-35)	2016
86.2 Ryan Succop (25-29)	2009

**Highest Field Goal Percentage, Career At Arrowhead**

88.1 Pete Stoyanovich (52-59)	1996-00
85.6 Nick Lowery (179-209)	1980-93
82.4 Ryan Succop (61-74)	2009-13
78.3 Cairo Santos (36-46)	2014-16
77.3 Lawrence Tynes (34-44)	2004-06
58.6 Jan Stenerud (75-128)	1972-79

**Attempts Less Than 40 Yards, Season (15 Attempts)**

23-26 Cairo Santos	2016
21-21 Nick Lowery	1991
20-20 Pete Stoyanovich	1998
16-20 Ryan Succop	2012
17-18 Cairo Santos	2014
17-18 Cairo Santos	2015
17-17 Ryan Succop	2009
16-16 Morten Andersen	2002
15-16 Ryan Succop	2013
14-15 Ryan Succop	2011

**Most Field Goals, No Misses, Game**

7 Cairo Santos at Cincinnati	Oct. 4, 2015
6 Ryan Succop at New Orleans	Sept. 23, 2012
5 Jan Stenerud at Buffalo	Nov. 2, 1969
5 Jan Stenerud vs. Buffalo	Dec. 7, 1969
5 Nick Lowery vs. L.A. Raiders	Sept. 12, 1985
5 Nick Lowery at Chicago	Dec. 29, 1990
5 Nick Lowery vs. Denver	Sept. 20, 1993
5 Ryan Succop vs. Minnesota	Oct. 2, 2011

**Most Field Goals, 50 or More Yards, Career**

20 Nick Lowery	1980-93
12 Jan Stenerud	1967-79
9 Ryan Succop	2009-13
7 Cairo Santos	2014-16
6 Lawrence Tynes	2004-06
5 Pete Stoyanovich	1996-99

**Most Field Goals, 50 or More Yards, Season**

4 Nick Lowery	1980
4 Cairo Santos	2015
3 Nick Lowery	1985, '88
3 Ryan Succop	2011
2 Pete Stoyanovich	1997, '98
2 Lawrence Tynes	2004, 2005, 2006
2 Ryan Succop	2009, '12
2 Cairo Santos	2016

**Most Field Goals, 50 or More Yards, Game**

2 Nick Lowery vs. Seattle	Sept. 14, 1980
2 Nick Lowery at New Orleans	Sept. 8, 1985
2 Nick Lowery at Detroit	Nov. 26, 1987
2 Lawrence Tynes at Miami	Oct. 21, 2005
2 Ryan Succop vs. Minnesota	Oct. 2, 2011
2 Cairo Santos at Cincinnati	Oct. 4, 2015

**Most Defensive Touchdowns, Career**

8 Bobby Bell (6 INTs, 2 FRs)	1963-74
5 Emmitt Thomas (5 INTs)	1966-78
5 Jim Kearney (5 INTs)	1967-75
5 Eric Berry (5 INTs)	2010-16
4 Lloyd Burruss (4 INTs)	1981-91
4 Derrick Thomas (4 FRs)	1989-99
4 James Hasty (3 INTs, 1 FR)	1995-99
4 Derrick Johnson (4 INTs)	2005-16

**Most Defensive Touchdowns, Season**

4 Jim Kearney (4 INTs)	1972
3 David Webster (2 INTs, 1 FR)	1960
3 Lloyd Burruss (3 INTs)	1986
3 Charles Mincy (2 INTs, 1 FR)	1992
3 Mark McMillian (3 INTs)	1997

**Most Defensive Touchdowns, Game**

2 Jim Kearney at Denver	Oct. 1, 1972
2 Lloyd Burruss vs. San Diego	Oct. 19, 1986
2 Cris Dishman at Oakland	Nov. 28, 1999
2 Derrick Johnson at Denver	Jan. 3, 2010

**Most Special Teams Touchdowns, Career**

11 Dante Hall (5 PRs, 6 KORs)	2000-06
8 Tamarick Vanover (4 PRs, 4 KORs)	1995-99
4 J.T. Smith (4 PRs)	1978-84
3 Dexter McCluster (3 PRs)	2010-13
3 Tyreek Hill (2 PRs, 1 KOR)	2016
2 Five players tied	

**Most Special Teams Touchdowns, Season**

4 Dante Hall (2 PRs, 2 KRs)	2003
3 Tamarick Vanover (2 KRs, 1 PR)	1995



3 Dante Hall (2 PRs, 1 KR)	2002
3 Tyreek Hill (2 PRs, 1 KR)	2016
2 J.T. Smith (2 PRs)	1979
2 J.T. Smith (2 PRs)	1980
2 Paul Palmer (2 KRs)	1987
2 Dale Carter (2 PRs)	1992
2 Dante Hall (2 KRs)	2004
2 Dexter McCluster (2 PRs)	2013

#### Most Safeties, Career

3 Derrick Thomas	1989-98
2 Bill Maas	1984-92
2 Dan Saleaumua	1989-96
2 Joe Phillips	1992-97
1 Buck Buchanan	1963-75
1 Willie Lanier	1967-77
1 John Lohmeyer	1973, '75-77
1 Ed Beckman	1977-84
1 Dino Hackett	1986-92
1 Albert Lewis	1983-93
1 Rob McGovern	1989-90
1 Bernard Pollard	2006-08
1 Tamba Hali	2006-16
1 Justin Houston	2011-16
1 D.J. Alexander	2015-16

#### Most Safeties, Season

1 Buck Buchanan	1968
1 Willie Lanier	1974
1 John Lohmeyer	1976
1 Ed Beckman	1978
1 Dino Hackett	1988
1 Albert Lewis	1988
1 Bill Maas	1988, '90
1 Rob McGovern	1989
1 Dan Saleaumua	1991, '96
1 Derrick Thomas	1994, '97, '98
1 Joe Phillips	1997
1 Bernard Pollard	2007
1 Tamba Hali	2009
1 Justin Houston	2012
1 D.J. Alexander	2015

#### Most Two-Point Conversions, Career

3 Tony Gonzalez	1997-08
3 Travis Kelce	2013-16
2 Bo Dickinson	1960-61
2 Curtis McCClinton	1962-69
2 Jerrel Wilson	1963-77
2 Reg Carolan	1964-68
2 Trent Green	2001-06
2 Eddie Kennison	2001-07

#### Most Two-Point Conversions, Season

2 Bo Dickinson	1961
2 Travis Kelce	2015

#### Most Two-Point Conversion Passes, Career

8 Len Dawson	1962-75
4 Trent Green	2001-06
4 Alex Smith	2013-16
2 Randy Duncan	1961
2 Elvis Grbac	1997-00

## Rushing

#### Most Seasons Leading League in Rushing

1 Abner Haynes	1960
1 Christian Okoye	1989
1 Priest Holmes	2001

#### Most Rushing Attempts, Career

1,375 Larry Johnson	2003-09
1,332 Jamaal Charles	2008-16
1,321 Priest Holmes	2001-07
1,246 Christian Okoye	1987-92
1,157 Ed Podolak	1969-77

#### Most Rushing Attempts, Season

*416 Larry Johnson	2006
370 Christian Okoye	1989
336 Larry Johnson	2005
327 Priest Holmes	2001
320 Priest Holmes	2003
*NFL RECORD	

#### Most Rushing Attempts, Consecutive Seasons

752 Larry Johnson (336, 416)	2005-06
640 Priest Holmes (327, 313)	2001-02
633 Priest Holmes (313, 320)	2002-03
615 Christian Okoye (370, 245)	1989-90
574 Larry Johnson (416, 158)	2006-07

#### Most Rushing Attempts, Rookie, Season

234 Joe Delaney	1981
174 Robert Holmes	1968
157 Christian Okoye	1987
156 Abner Haynes	1960
147 Mike Garrett	1966

#### Most Rushing Attempts, Game

39 Larry Johnson vs. Seattle	Oct. 29, 2006
38 Christian Okoye at Green Bay	Dec. 10, 1989
37 Christian Okoye vs. Seattle	Nov. 5, 1989
36 Larry Johnson at Houston	Nov. 20, 2005
35 Barry Word vs. L.A. Raiders	Dec. 22, 1991

#### Most Rushing Yards, Career

7,260 Jamaal Charles	2008-16
6,070 Priest Holmes	2001-07
6,015 Larry Johnson	2003-09
4,897 Christian Okoye	1987-92
4,451 Ed Podolak	1969-77

#### Most Rushing Yards, Season (All 1,000+)

1,789 Larry Johnson	2006
1,750 Larry Johnson	2005
1,615 Priest Holmes	2002
1,555 Priest Holmes	2001
1,509 Jamaal Charles	2012
1,480 Christian Okoye	1989
1,467 Jamaal Charles	2010
1,420 Priest Holmes	2003
1,287 Jamaal Charles	2013
1,121 Joe Delaney	1981

1,120 Jamaal Charles	2009
1,087 Mike Garrett	1967
1,053 Tony Reed	1978
1,049 Abner Haynes	1962
1,031 Christian Okoye	1991
1,015 Barry Word	1990

#### Most Rushing Yards, Consecutive Seasons

3,539 Larry Johnson (1,750, 1,789)	2005-06
3,170 Priest Holmes (1,555, 1,615)	2001-02
3,035 Priest Holmes (1,615, 1,420)	2002-03
2,796 Jamaal Charles (1,509, 1,287)	2012-13
2,348 Larry Johnson (1,789, 559)	2006-07

#### Most Rushing Yards, Rookie, Season

1,121 Joe Delaney	1981
875 Abner Haynes	1960
866 Robert Holmes	1968
801 Mike Garrett	1966
660 Christian Okoye	1987
604 Curtis McClinton	1962

#### Most Rushing Yards, Game (All 200+)

259 Jamaal Charles at Denver	Jan. 3, 2010
233 Jamaal Charles at New Orleans	Sept. 23, 2012
226 Jamaal Charles vs. Indianapolis	Dec. 23, 2012
211 Larry Johnson at Houston	Nov. 20, 2005
201 Larry Johnson vs. Cincinnati	Jan. 1, 2006
200 Barry Word at Detroit	Oct. 14, 1990

#### Most Rushing Yards, Rookie, Game (All 150+)

193 Joe Delaney vs. Houston	Nov. 15, 1981
161 Mike Garrett at San Diego	Dec. 18, 1966
158 Robert Holmes at Cincinnati	Nov. 10, 1968
157 Abner Haynes at N.Y. Titans	Nov. 24, 1960
150 Kolby Smith vs. Oakland	Nov. 25, 2007

#### Most Rushing Yards, Consecutive Games (All 300+)

361 (102, 259) J. Charles	Dec. 27, 2009 - Jan. 3, 2010
343 (132, 211) Larry Johnson	Nov. 13-20, 2005
332 (131, 201) L. Johnson	Dec. 24, 2005 - Jan. 1, 2006
330 (211, 119) Larry Johnson	Nov. 20-27, 2005
327 (155, 172) Larry Johnson	Oct. 29 - Nov. 5, 2006
321 (233, 88) Jamaal Charles	Sept. 23-30, 2012
319 (121, 198) Larry Johnson	Sept. 21-28, 2008
311 (154, 157) Larry Johnson	Nov. 19-23, 2006
310 (197, 113) Priest Holmes	Nov. 24 - Dec. 1, 2002
310 (143, 167) Larry Johnson	Dec. 11-17, 2005
301 (104, 197) Priest Holmes	Nov. 17-24, 2002

#### Most Rushing Yards vs. One Opponent, Season

315 (56, 259) Jamaal Charles vs. Denver	2009
289 (154, 135) Larry Johnson vs. Oakland	2006
283 (126, 157) Larry Johnson vs. Denver	2006
282 (156, 126) Christian Okoye vs. Seattle	1989
274 (113, 161) Priest Holmes vs. Denver	2002

#### Most Games, 100 or More Rushing Yards, Career

30 Larry Johnson	2003-09
24 Priest Holmes	2001-07

23 Jamaal Charles	2008-16
14 Christian Okoye	1987-92
13 Abner Haynes	1960-65

#### Most Games, 100 or More Rushing Yards, Season

11 Larry Johnson	2006
10 Larry Johnson	2005
9 Priest Holmes	2002
8 Christian Okoye	1989
7 Priest Holmes	2001
7 Jamaal Charles	2012

#### Most Consecutive Games, 100 or More Rushing Yards

9 Larry Johnson	Nov. 6, 2005 - Jan. 1, 2006
5 Priest Holmes	Nov. 17 - Dec. 15, 2002
4 Larry Johnson	Nov. 19 - Dec. 10, 2006
4 Jamaal Charles	Dec. 13, 2009 - Jan. 3 2010
3 Joe Delaney	Oct. 4 - Oct. 18, 1981
3 Christian Okoye	Sept. 24 - Oct. 8, 1989
3 Christian Okoye	Oct. 22 - Nov. 5, 1989
3 Larry Johnson	Dec. 5 - Dec. 19, 2004
3 Larry Johnson	Oct. 22 - Nov. 5, 2006
3 Jamaal Charles	Nov. 25 - Dec. 9, 2012

#### Longest Run From Scrimmage

91 (TD) Jamaal Charles	Sept. 23, 2012
86 (TD) Jamaal Charles	Dec. 23, 2012
84 (TD) Ted McKnight at Seattle	Sept. 30, 1979
82 (TD) Joe Delaney vs. Denver	Oct. 18, 1981
82 (TD) Derrick Alexander vs. Pittsburgh	Dec. 12, 1999
80 (TD) Abner Haynes at N.Y. Jets	Nov. 29, 1964
80 (TD) Warren McVea vs. Cincinnati	Oct. 26, 1969
80 Jamaal Charles at St. Louis	Dec. 19, 2010
80 (TD) Jamaal Charles at Cleveland	Dec. 9, 2012

#### Most Rushing Yards, QB, Career

1,317 Alex Smith	2013-16
1,253 Len Dawson	1962-75
712 Steve Fuller	1979-82
692 Trent Green	2001-06
682 Mike Livingston	1968-79

#### Most Rushing Yards, QB, Season

498 Alex Smith	2015
431 Alex Smith	2013
386 Tyler Thigpen	2008
274 Steve Fuller	1980
272 Len Dawson	1963
264 Steve Fuller	1979

#### Most 10+ Yard Rushes, Career

196 Jamaal Charles	2008-16
190 Priest Holmes	2001-07
137 Larry Johnson	2003-09
71 Marcus Allen	1993-97
63 Kimble Anders	1991-00

#### Most 10+ Yard Rushes, Season

53 Priest Holmes	2002
52 Priest Holmes	2001
49 Larry Johnson	2006

47 Larry Johnson	2005
45 Jamaal Charles	2010

#### Most 10+ Yard Rushes, Game

10 Priest Holmes at Oakland	Dec. 9, 2001
9 Priest Holmes at Seattle	Nov. 24, 2002
7 Larry Johnson at N.Y. Giants	Dec. 17, 2005
7 Jamaal Charles vs. Buffalo	Oct. 31, 2010

#### Highest Rushing Average, Career (400 attempts)

5.45 Jamaal Charles (1,332-7,260)	2008-16
4.80 Abner Haynes (794-3,814)	1960-64
4.60 Priest Holmes (1,321-6,070)	2001-07
4.57 Kimble Anders (495-2,261)	1991-00
4.44 Ted McKnight (528-2,344)	1977-81

#### Highest Rushing Average, Season (100 attempts)

6.38 Jamaal Charles (230-1,467)	2010
6.03 Ted McKnight (104-627)	1978
5.89 Jamaal Charles (190-1,120)	2009
5.61 Abner Haynes (156-875)	1960
5.49 Mack Lee Hill (105-576)	1964

#### Highest Rushing Average, Game (10 attempts)

14.27 A. Haynes at N.Y. Titans (11-157)	Nov. 24, 1960
12.25 T. McKnight at Seattle (12-147)	Sept. 30, 1979
11.58 E. Podolak vs. Denver (12-139)	Dec. 6, 1970
11.45 J. Charles at St. Louis (11-126)	Dec. 19, 2010
11.29 A. Haynes vs. Oakland (14-158)	Nov. 26, 1961

#### Most Rushing Touchdowns, Career

76 Priest Holmes	2001-07
55 Larry Johnson	2003-09
44 Marcus Allen	1993-97
43 Jamaal Charles	2008-16
40 Christian Okoye	1987-92
39 Abner Haynes	1960-65

#### Most Rushing Touchdowns, QB, Career

9 Len Dawson	1962-75
Alex Smith	2013-16
7 Mike Livingston	1968-79
6 Pete Beathard	1964-73
Rich Gannon	1995-98

#### Most Rushing Touchdowns, Season

27 Priest Holmes	2003
21 Priest Holmes	2002
20 Larry Johnson	2005
17 Larry Johnson	2006
14 Priest Holmes	2004

#### Most Rushing Touchdowns, Consecutive Seasons

48 Priest Holmes (21, 27)	2002-03
41 Priest Holmes (27, 14)	2003-04
37 Larry Johnson (20, 17)	2005-06
29 Priest Holmes (8, 21)	2001-02
29 Larry Johnson (9, 20)	2004-05

#### Most Rushing Touchdowns, Rookie, Season

10 Billy Jackson	1981
------------------	------

9 Abner Haynes	1960
7 Robert Holmes	1968
6 Mike Garrett	1966
5 Jack Spikes	1960
5 Tony Reed	1977

#### Most Rushing Touchdowns, Game

4 Abner Haynes vs. Oakland	Nov. 26, 1961
4 Priest Holmes at Cleveland	Sept. 8, 2002
4 Priest Holmes vs. Atlanta	Oct. 24, 2004
4 Derrick Blaylock vs. Atlanta	Oct. 24, 2004
3 Jack Spikes vs. Houston	Oct. 1, 1961
3 Abner Haynes vs. Boston	Sept. 8, 1962
3 Bert Coan at Denver	Oct. 23, 1966
3 Ed Podolak at Detroit	Nov. 25, 1971
3 Ed Podolak vs. Cleveland	Dec. 12, 1976
3 Billy Jackson at Oakland	Oct. 25, 1981
3 Marcus Allen at Seattle	Dec. 5, 1993
3 Donnell Bennett at Philadelphia	Sept. 27, 1998
3 Bam Morris at San Diego	Nov. 22, 1998
3 Priest Holmes vs. Denver	Oct. 20, 2002
3 Priest Holmes vs. Pittsburgh	Sept. 14, 2003
3 Priest Holmes vs. Buffalo	Oct. 26, 2003
3 Priest Holmes vs. Detroit	Dec. 14, 2003
3 Priest Holmes at Minnesota	Dec. 20, 2003
3 Priest Holmes at Denver	Sept. 12, 2004
3 Priest Holmes vs. Indianapolis	Oct. 31, 2004
3 Larry Johnson at Dallas	Dec. 11, 2005
3 Larry Johnson vs. Cincinnati	Jan. 1, 2006
3 Larry Johnson vs. Seattle	Oct. 29, 2006
3 Larry Johnson vs. Jacksonville	Dec. 31, 2006
3 Jamaal Charles at Green Bay	Sept. 28, 2015

#### Most Rushing Touchdowns, Consecutive Games

7 Priest Holmes	Oct. 24-31, 2004
6 Priest Holmes	Dec. 14-20, 2003
5 Priest Holmes	5 times
	Last; Dec. 20-28, 2003
5 Larry Johnson	3 times
	Last; Oct. 22-29, 2006

#### Most Consecutive Games With Rushing Touchdown

11 Priest Holmes	Sept. 22 - Dec. 8, 2002
8 Priest Holmes	Nov. 23, 2003 - Sept. 19, 2004
8 Larry Johnson	Nov. 28, 2004 - Sept. 18, 2005
7 Larry Johnson	Nov. 20, 2005 - Jan. 1, 2006
7 Larry Johnson	Oct. 15 - Nov. 23, 2006

#### Most Rushing Touchdowns, QB, Season

5 Steve Bono	1995
Alex Smith	2016
4 Pete Beathard	1965
Steve Fuller	1980
3 Five Players Tied	

## Passing

#### Most Seasons Leading League in Passing

4 Len Dawson	1962, 1964, 1966, 1968
--------------	------------------------

#### Highest Passer Rating Career (1,000 attempts)

92.2 Alex Smith	2013-16
87.3 Trent Green	2001-06

83.2	Len Dawson	1962-75
81.8	Steve DeBerg	1988-91
80.6	Elvis Grbac	1997-00

#### Highest Passer Rating, Season (200 attempts)

101.9	Len Dawson	1966
98.8	Len Dawson	1968
98.4	Len Dawson	1962
98.0	Damon Huard	2006
96.3	Steve DeBerg	1990

#### Highest Passer Rating, Rookie, Season

112.3	Todd Blackledge	1983
66.9	Hunter Enis	1960
55.8	Steve Fuller	1979

#### Highest Passer Rating, Game (20 attempts)

158.3	Trent Green vs. Detroit	Dec. 14, 2003
158.3	Alex Smith at Oakland	Dec. 15, 2013
156.6	Steve Bono at Seattle	Sept. 3, 1995
154.3	Trent Green at Washington	Sept. 30, 2001
147.6	Bill Kenney at San Diego	Dec. 16, 1984
146.0	Joe Montana at Tampa Bay	Sept. 5, 1993

#### Most 100.0+ Passer Rating Games, Career

30	Len Dawson	1962-75
27	Trent Green	2001-06
20	Alex Smith	2013-16
19	Steve DeBerg	1988-91
14	Bill Kenney	1980-88

#### Most Passes Attempted, Career

3,696	Len Dawson	1962-75
2,777	Trent Green	2001-06
2,430	Bill Kenney	1979-88
1,931	Alex Smith	2013-16
1,751	Mike Livingston	1968-79
1,616	Steve DeBerg	1988-91

#### Most Passes Attempted, Season (All 500+)

603	Bill Kenney	1983
556	Trent Green	2004
547	Elvis Grbac	2000
523	Trent Green	2001
523	Trent Green	2003
520	Steve Bono	1995
508	Alex Smith	2013
507	Trent Green	2005

#### Most Passes Attempted, Consecutive Seasons

1,079	Trent Green (523, 556)	2003-04
1,063	Trent Green (556, 507)	2004-05
1,046	Elvis Grbac (499, 547)	1999-00
993	Trent Green (523, 470)	2001-02
993	Trent Green (470, 523)	2002-03

#### Most Passes Attempted, Rookie, Season

270	Steve Fuller	1979
54	Hunter Enis	1960
34	Todd Blackledge	1983

#### Most Passes Attempted, Game (All 50+)

55	Joe Montana at San Diego	Oct. 9, 1994
55	Steve Bono at Miami	Dec. 12, 1994
54	Joe Montana at Denver	Oct. 17, 1994
54	Steve Bono at San Diego	Sept. 29, 1996
53	Elvis Grbac at Oakland	Nov. 5, 2000
53	Trent Green at San Diego	Jan. 2, 2005
53	Matt Cassel at Denver	Nov. 14, 2010
52	Bill Kenney at Denver	Oct. 30, 1983
50	Bill Kenney vs. Buffalo	Nov. 30, 1986
50	Steve DeBerg at Cleveland	Nov. 24, 1991
50	Rich Gannon at Jacksonville	Nov. 9, 1997
50	Alex Smith at Pittsburgh	Oct. 2, 2016

#### Most Passes Completed, Career

2,115	Len Dawson	1962-75
1,720	Trent Green	2001-06
1,330	Bill Kenney	1979-88
1,246	Alex Smith	2013-16
934	Steve DeBerg	1988-91
912	Mike Livingston	1968-79

#### Most Passes Completed, Season (All 300+)

369	Trent Green (556 att.)	2004
346	Bill Kenney (603 att.)	1983
330	Trent Green (523 att.)	2003
328	Alex Smith (461 att.)	2016
326	Elvis Grbac (547 att.)	2000
317	Trent Green (507 att.)	2005
308	Alex Smith (508 att.)	2013
307	Alex Smith (470 att.)	2015
303	Alex Smith (464 att.)	2014

#### Most Passes Completed, Consecutive Seasons (All 600+)

699	Trent Green (330, 369)	2003-04
686	Trent Green (369, 317)	2004-05
635	Alex Smith (307, 328)	2015-16
620	Elvis Grbac (294, 326)	1999-00
617	Trent Green (287, 330)	2002-03
611	Alex Smith (308, 303)	2013-14
610	Alex Smith (303, 307)	2014-15

#### Most Passes Completed, Rookie, Season

146	Steve Fuller	1979
30	Hunter Enis	1960
20	Todd Blackledge	1983

#### Most Passes Completed, Game (All 30+)

39	Elvis Grbac at Oakland	Nov. 5, 2000
37	Joe Montana at San Diego	Oct. 9, 1994
34	Joe Montana at Denver	Oct. 17, 1994
34	Trent Green at Denver	Dec. 7, 2003
34	Alex Smith vs. San Diego	Sept. 11, 2016
33	Steve Bono at Miami	Dec. 12, 1994
33	Trent Green at San Diego	Jan. 2, 2005
33	Matt Cassel at Denver	Nov. 14, 2010
32	Trent Green at Tampa Bay	Nov. 7, 2004
32	Trent Green vs. Oakland	Dec. 25, 2004
31	Bill Kenney at San Diego	Dec. 11, 1983
31	Elvis Grbac vs. Carolina	Dec. 10, 2000
31	Trent Green at San Diego	Oct. 30, 2005
31	Alex Smith at Pittsburgh	Dec. 21, 2014
31	Alex Smith at Cincinnati	Oct. 4, 2015

30 Steve DeBerg vs. Cleveland	Nov. 24, 1991
30 Elvis Grbac vs. Seattle	Nov. 21, 1999
30 Alex Smith at Pittsburgh	Oct. 2, 2016

#### Most Consecutive Passes Completed

15 Len Dawson at Houston	Sept. 9, 1967
15 Bill Kenney vs. San Diego (13) at Washington (2)	Sept. 12, 1983 Sept. 18, 1983
15 Alex Smith at Oakland	Oct. 16, 2016
15 Alex Smith at Atlanta	Dec. 4, 2016
14 Trent Green vs. Indianapolis	Oct. 31, 2004

#### Most Seasons Leading League

*8 Len Dawson	1962, '64-69, '75
*NFL RECORD	

#### Most Consecutive Seasons Leading League

*6 Len Dawson	1964-69
*NFL RECORD	

#### Highest Completion Percentage, Career (1,000 attempts)

64.53 Alex Smith (1,931-1,246)	2013-16
61.94 Trent Green (1,777-1,720)	2001-06
57.97 Steve DeBerg (1,616-934)	1988-91
57.94 Elvis Grbac (1,548-897)	1997-00
57.35 Matt Cassel (1,489-854)	2009-12

#### Highest Completion Percentage, Season (100 attempts)

67.08 Alex Smith (489-328)	2016
66.43 Len Dawson (140-93)	1975
66.37 Trent Green (556-369)	2004
65.32 Alex Smith (470-307)	2015
65.30 Alex Smith (464-303)	2014
63.09 Trent Green (523-330)	2003
62.52 Trent Green (507-317)	2005
62.05 Damon Huard (206-332)	2007

#### Highest Completion Percentage, Rookie, Season

58.82 Todd Blackledge (34-20)	1983
55.56 Hunter Enis (54-30)	1960
54.07 Steve Fuller (270-146)	1979

#### Highest Completion Percentage, Game (20 attempts)

86.36 A. Smith at Oakland (22-19)	Oct. 16, 2016
86.21 A. Smith vs. St. Louis (29-25)	Oct. 26, 2014
85.00 A. Smith at Oakland (20-17)	Dec. 15, 2013
84.00 A. Smith at Baltimore (25-21)	Dec. 20, 2015
84.00 A. Smith at Atlanta (25-21)	Dec. 4, 2016

#### Most Passing Yards, Career (All 10,000+)

28,507 Len Dawson	1962-75
21,459 Trent Green	2001-06
17,277 Bill Kenney	1979-88
13,566 Alex Smith	2013-16
11,873 Steve DeBerg	1988-91
11,295 Mike Livingston	1968-79
10,642 Elvis Grbac	1997-00

#### Most Passing Yards, Season (All 4,000+)

4,591 Trent Green	2004
4,348 Bill Kenney	1983
4,169 Elvis Grbac	2000
4,039 Trent Green	2003
4,014 Trent Green	2005

#### Most Passing Yards, Consecutive Seasons

8,630 Trent Green (4,039, 4,591)	2003-04
8,605 Trent Green (4,591, 4,014)	2004-05
7,729 Trent Green (3,690, 4,039)	2002-03
7,558 Elvis Grbac (3,389, 4,169)	1999-00
7,473 Trent Green (3,783, 3,690)	2001-02

#### Most Passing Yards, Rookie, Season

1,484 Steve Fuller	1979
357 Hunter Enis	1960
259 Todd Blackledge	1983

#### Most Passing Yards, Game (All 400+)

504 Elvis Grbac at Oakland	Nov. 5, 2000
469 Matt Cassel at Denver	Nov. 14, 2010
435 Len Dawson vs. Denver	Nov. 1, 1964
411 Bill Kenney at San Diego	Dec. 11, 1983
400 Trent Green at Green Bay	Oct. 12, 2003

#### Most Games, 300 Yards Passing, Career

24 Trent Green	2001-06
15 Bill Kenney	1979-88
9 Len Dawson	1962-75
7 Elvis Grbac	1997-00
5 Steve DeBerg	1988-91

#### Most Games, 300 Yards Passing, Season

8 Trent Green	2004
7 Bill Kenney	1983
5 Elvis Grbac	2000
5 Trent Green	2003

#### Most Consecutive Games, 300 Yards Passing, Season

4 Bill Kenney	1983
4 Trent Green	2004
3 Elvis Grbac	2000
2 Joe Montana	1994
2 Steve Bono	1994
2 Trent Green	2001
2 Trent Green	2002
2 Trent Green	2003

#### Long Pass Completion (All TDs)

*99 Trent Green vs. San Diego (to Marc Boerigter)	Dec. 22, 2002
93 Mike Livingston vs. Miami (to Otis Taylor for 79 yards,lateral to Robert Holmes for 14 yards)	Oct. 19, 1969
92 Len Dawson at Denver (to Tommy Brooker)	Nov. 18, 1962
92 Len Dawson at Oakland (to Gloster Richardson)	Nov. 3, 1968
90 Len Dawson vs. Houston (to Frank Pitts)	Nov. 17, 1968



90 Steve DeBerg vs. San Diego (to J.J. Birden)	Nov. 18, 1990
*NFL RECORD	

#### Most 20+ Yard Passes, Career

274 Trent Green	2001-06
163 Alex Smith	2013-16
133 Elvis Grbac	1997-00
122 Matt Cassel	2009-12
73 Steve DeBerg	1990-91
68 Joe Montana	1993-94

#### Most 20+ Yard Passes, Season

59 Trent Green	2004
55 Elvis Grbac	2000
54 Trent Green	2003
51 Trent Green	2001
51 Trent Green	2005

#### Most 20+ Yard Passes, Game

9 Matt Cassel at Denver	Nov. 14, 2010
7 Dave Krieg at L.A. Raiders	Dec. 6, 1992
7 Rich Gannon at San Diego	Nov. 22, 1998
7 Elvis Grbac at Oakland	Nov. 5, 2000
7 Trent Green at Arizona	Oct. 21, 2001
7 Trent Green vs. Indianapolis	Oct. 31, 2004
6 12 times; Last M. Cassel vs. CLE	Dec.20, 2009

#### Most Seasons Leading League

3 Len Dawson	1962, '66, '69
--------------	----------------

#### Highest Passing Average, Career (1,000 attempts)

7.73 Trent Green (2,777-21,459)	2001-06
7.71 Len Dawson (3,696-28,507)	1962-75
7.35 Steve DeBerg (1,616-11,873)	1988-91
7.11 Bill Kenney (2,430-17,277)	1979-88
7.03 Alex Smith (1,931-13,566)	2013-16
6.88 Elvis Grbac (1,548-10,643)	1997-00

#### Highest Passing Average, Season (Qualifiers)

9.42 Len Dawson (224-2,109)	1968
8.90 Len Dawson (310-2,759)	1962
8.90 Len Dawson (284-2,527)	1966

#### Highest Passing Average, Game (20 attempts)

15.76 S. DeBerg at New England (21-331)	Dec. 2, 1990
14.35 A. Smith at Oakland (20-287)	Dec. 15, 2013
13.90 T. Green vs. Denver (21-292)	Dec. 16, 2001
12.82 L. Dawson vs. Denver (22-282)	Dec. 19, 1965

#### Most Seasons Leading League

*4 Len Dawson	1962, '63, '65, '66
*NFL RECORD	

#### Most Touchdown Passes, Career

237 Len Dawson	1962-75
118 Trent Green	2001-06
105 Bill Kenney	1979-88
76 Alex Smith	2013-16

67 Steve DeBerg	1988-91
-----------------	---------

#### Most Touchdown Passes, Season

30 Len Dawson	1964
29 Len Dawson	1962
28 Elvis Grbac	2000
27 Trent Green	2004
27 Matt Cassel	2010
26 Len Dawson	1963, '66
26 Trent Green	2002

#### Most Touchdown Passes, Consecutive Seasons

56 Len Dawson (26, 30)	1963-64
55 Len Dawson (29, 26)	1962-63
51 Len Dawson (30, 21)	1964-65
51 Trent Green (24, 27)	2003-04
50 Elvis Grbac (22, 28)	1999-00
50 Len Dawson (26, 24)	1966-67
50 Trent Green (26, 24)	2002-03

#### Most Touchdown Passes, Rookie, Season

6 Steve Fuller	1979
3 Todd Blackledge	1983
1 Hunter Enis	1960

#### Most Touchdown Passes, Game

6 Len Dawson vs. Denver	Nov. 1, 1964
5 Len Dawson	2 times
Last; vs. Miami	Oct. 8, 1967
5 Elvis Grbac vs. San Diego	Sept. 17, 2000
5 Trent Green vs. Miami	Sept. 29, 2002
5 Alex Smith at Oakland	Dec. 15, 2013
4 Len Dawson	6 times
Last; at Baltimore	Sept. 28, 1970
4 Bill Kenney	4 times
Last; at Chicago	Nov. 1, 1987
4 Trent Green at Cleveland	Dec. 3, 2006
4 Matt Cassel	2 times
Last; at Indianapolis	Oct. 9, 2011

#### Most Consecutive Games, Touchdown Passes

15 Elvis Grbac	Nov. 28, 1999 - Nov. 12, 2000
14 Len Dawson	Oct. 3, 1965 - Oct. 8, 1966
12 Len Dawson	Sept. 8, 1962 - Dec. 2, 1962
12 Trent Green	Nov. 28, 2001 - Oct. 20, 2002

#### Most Consecutive Passes, None Intercepted

312 Alex Smith	2015
233 Steve DeBerg	1990
202 Rich Gannon	1997-98
162 Matt Cassel	2010
161 Tyler Thigpen	2008
159 Trent Green	2005

#### Most Passes Had Intercepted, Career

178 Len Dawson	1962-75
86 Bill Kenney	1979-88
85 Trent Green	2001-06
83 Mike Livingston	1968-79
50 Steve DeBerg	1988-91

**Most Attempts, No Interceptions, Game (All 40+)**

53	Matt Cassel at Denver	Nov. 14, 2010
47	Trent Green at Denver	Dec. 7, 2003
45	Alex Smith at Cincinnati	Oct. 4, 2015
45	Bill Kenney at L.A. Raiders	Oct. 9, 1983
45	Steve DeBerg at Denver	Sept. 17, 1990
45	Trent Green at Green Bay	Oct. 12, 2003
45	Alex Smith at Denver	Nov. 17, 2013
45	Alex Smith at Pittsburgh	Dec. 21, 2014
44	Alex Smith at Denver	Nov. 27, 2016
43	Bill Kenney at Houston	Oct. 23, 1983
43	Rich Gannon at Denver	Dec. 6, 1998
43	Trent Green at Denver	Dec. 15, 2002
43	Trent Green at San Diego	Oct. 30, 2005
43	Matt Cassel vs. Buffalo	Dec. 13, 2009
42	Trent Green vs. Cleveland	Nov. 9, 2003
42	Trent Green at Cincinnati	Nov. 16, 2003
42	Alex Smith at Denver	Sept. 14, 2014
41	Todd Blackledge vs. Houston	Nov. 11, 1984
41	Steve Bono vs. San Diego	Oct. 9, 1995
41	Rich Gannon vs. Dallas	Dec. 13, 1998
41	Tyler Thigpen at San Diego	Nov. 9, 2008
40	Steve Bono vs. New England	Oct. 15, 1995
40	Elvis Grbac vs. San Diego	Oct. 16, 1997
40	Elvis Grbac vs. Oakland	Oct. 15, 2000

**Most Passes Had Intercepted, Season**

24	Trent Green	2001
23	Cotton Davidson	1961
19	Len Dawson	1963
19	Bill Kenney	1983
17	Len Dawson	1962, '67
17	Trent Green	2004

**Most Passes Had Intercepted, Rookie, Season**

14	Steve Fuller	1979
2	Hunter Enis	1960
2	Brodie Croyle	2006
1	Tyler Thigpen	2007
0	Todd Blackledge	1983

**Most Interceptions, Game**

6	Todd Blackledge vs. L.A. Rams	Oct. 20, 1985
5	Cotton Davidson at Houston	Oct. 16, 1960
5	Len Dawson vs. Oakland	Nov. 23, 1969
5	Mike Livingston vs. Pittsburgh	Oct. 13, 1974
5	Bill Kenney vs. San Diego	Sept. 20, 1981
5	Steve DeBerg at San Diego	Sept. 24, 1989

**Lowest Percentage, Passes Had Intercepted, Career (1,000 att)**

1.45	Alex Smith (1,931-28)	2013-16
2.96	Matt Cassel (1,489-44)	2009-12
3.04	Elvis Grbac (1,548-47)	1997-00
3.09	Steve DeBerg (1,616-50)	1988-91
3.54	Bill Kenney (2,430-85)	1979-88

**Lowest Percentage, Passes Had Intercepted, Season (200 att)**

0.41	Damon Huard (244-1)	2006
0.90	Steve DeBerg (444-4)	1990
1.29	Alex Smith (464-6)	2014
1.38	Alex Smith (508-7)	2013
1.49	Alex Smith (470-7)	2015
1.56	Matt Cassel (450-7)	2010
1.64	Alex Smith (489-8)	2016
1.69	Rich Gannon (354-6)	1998
1.83	Joe Montana (493-9)	1994

**Times Sacked**

195.0	Bill Kenney	1979-88
173.0	Trent Green	2001-06
157.0	Alex Smith	2013-16
133.0	Mike Livingston	1968-79
120.0	Steve Fuller	1979-82
109.0	Matt Cassel	2009-12
90.0	Len Dawson	1962-75

**Times Sacked, Season**

49.0	Steve Fuller	1980
48.0	Dave Krieg	1992
45.0	Alex Smith	2014
45.0	Alex Smith	2015
42.0	Matt Cassel	2009
41.0	Bill Kenney	1983
39.0	Trent Green	2001
39.0	Alex Smith	2013

**Times Sacked, Game**

10.0	Steve Fuller vs. Baltimore	Nov. 2, 1980
8.0	Steve Fuller at Pittsburgh	Dec. 5, 1982

## Pass Receiving

**Most Seasons Leading League**

1	MacArthur Lane (66 recs.)	1976
1	Tony Gonzalez (102 recs.)	2004

**Most Pass Receptions, Career**

916	Tony Gonzalez	1997-08
532	Dwayne Bowe	2007-14
416	Henry Marshall	1976-87
410	Otis Taylor	1965-75
391	Chris Burford	1960-67

**Most Seasons, 50 or More Pass Receptions**

11	Tony Gonzalez	1998-08
6	Dwayne Bowe	2007-08, 2010-13
5	Kimble Anders	1994-98
5	Eddie Kennison	2002-06
4	Chris Burford	1961, '63-64, '66
4	Otis Taylor	1966-67, '71-72
3	Carlos Carson	1983-84, '87
3	Stephone Paige	1986, '88, '90
3	Derrick Alexander	1998-00
3	Priest Holmes	2001-03
3	Travis Kelce	2014-16

**Most Pass Receptions, Season (All 80+)**

102	Tony Gonzalez	2004
99	Tony Gonzalez	2007
96	Tony Gonzalez	2008
93	Tony Gonzalez	2000
87	Jeremy Maclin	2015
86	Dwayne Bowe	2008
85	Travis Kelce	2016
81	Dwayne Bowe	2011
80	Carlos Carson	1983

**Most Pass Receptions, Consecutive Seasons**

195	Tony Gonzalez (99, 96)	2007-08
180	Tony Gonzalez (102, 78)	2004-05
173	Tony Gonzalez (71, 102)	2003-04



172 Tony Gonzalez (73, 99)	2006-07
169 Tony Gonzalez (76, 93)	1999-00

#### Most Pass Receptions, Game (All 10+)

14 Tony Gonzalez at San Diego	Jan. 2, 2005
13 Dwayne Bowe at Denver	Nov. 14, 2010
13 Dwayne Bowe at Seattle	Nov. 28, 2010
12 Ed Podolak vs. Denver	Oct. 7, 1973
11 Chris Burford at Buffalo	Sept. 22, 1963
11 Emile Harry at Cleveland	Nov. 24, 1991
11 Kimble Anders vs. N.Y. Giants	Sept. 10, 1995
11 Tony Gonzalez at New England	Dec. 4, 2000
11 Dante Hall at Denver	Dec. 7, 2003
11 Tony Gonzalez vs. Oakland	Dec. 25, 2004
11 Jeremy Maclin at Cincinnati	Oct. 4, 2015
11 Travis Kelce vs. Denver	Dec. 25, 2016
10 Chris Burford at Boston	Oct. 12, 1962
10 Chris Buford vs. Buffalo	Oct. 13, 1963
10 Frank Jackson at N.Y. Jets	Nov. 29, 1964
10 Chris Burford at Boston	Sept. 25, 1966
10 Otis Taylor vs. Cincinnati	Oct. 15, 1972
10 Ed Podolak at Houston	Sept. 29, 1974
10 Stephone Paige at Denver	Sept. 17, 1990
10 J.J. Birden at Miami	Dec. 12, 1994
10 Kimble Anders vs. Denver	Nov. 16, 1998
10 Tony Gonzalez at Denver	Sept. 24, 2000
10 Tony Gonzalez vs. Carolina	Dec. 10, 2000
10 Tony Gonzalez vs. Cincinnati	Sept. 10, 2006
10 Tony Gonzalez vs. Green Bay	Nov. 4, 2007
10 Tony Gonzalez vs. San Diego	Dec. 2, 2007
10 Tony Gonzalez at Detroit	Dec. 23, 2007
10 Tony Gonzalez at San Diego	Nov. 9, 2008
10 Tony Gonzalez vs. Buffalo	Nov. 23, 2008
10 Dwayne Bowe at Cincinnati	Dec. 28, 2008
10 Tyreek Hill at Carolina	Nov. 13, 2016

#### Most Pass Receptions, Half

11 T. Gonzalez (2nd) at San Diego	Jan. 2, 2005
10 E. Harry (2nd) at Cleveland	Nov. 24, 1991
9 C. Burford (2nd) vs. Buffalo	Oct. 13, 1963
9 K. Anders (2nd) vs. N.Y. Giants	Sept. 10, 1995
9 T. Gonzalez (1st) vs. Oakland	Dec. 25, 2004

#### Most Consecutive Games, Pass Receptions

131 Tony Gonzalez	Dec. 4, 2000 - Dec. 28, 2008
83 Stephone Paige	Nov. 17, 1985 - Sept. 29, 1991
55 Eddie Kennison	Dec. 9, 2001 - Oct. 2, 2005
48 Priest Holmes	Sept. 9, 2001 - Sept. 19, 2004
48 Travis Kelce	Sept. 7, 2014 - Present

#### Most Receptions, Running Back, Career

369 Kimble Anders	1991-00
288 Ed Podolak	1969-77
285 Jamaal Charles	2008-16
251 Priest Holmes	2001-07
197 Abner Haynes	1960-64

#### Most Receptions, Running Back, Season

74 Priest Holmes	2003
70 Priest Holmes	2002
70 Jamaal Charles	2013
67 Kimble Anders	1994
66 MacArthur Lane	1976

#### Most Receptions, Tight End, Career

916 Tony Gonzalez	1997-08
224 Travis Kelce	2013-16
198 Fred Arbanas	1962-70
163 Walter White	1975-79
135 Jonathan Hayes	1985-93
111 Keith Cash	1992-96

#### Most Pass Receptions, Tight End, Season

102 Tony Gonzalez	2004
99 Tony Gonzalez	2007
96 Tony Gonzalez	2008
93 Tony Gonzalez	2000
85 Travis Kelce	2016

#### Most Pass Receptions, Rookie, Season

70 Dwayne Bowe	2007
61 Tyreek Hill	2016
55 Abner Haynes (RB)	1960
48 Sylvester Morris	2000
47 Tony Moeaki (TE)	2010

#### Most Receiving Yards, Career (All 6,000+)

10,940 Tony Gonzalez	1997-08
7,306 Otis Taylor	1965-75
7,155 Dwayne Bowe	2007-14
6,454 Henry Marshall	1976-87
6,360 Carlos Carson	1980-89
6,341 Stephone Paige	1983-91

#### Most Seasons, 1,000 or More Receiving Yards

4 Tony Gonzalez	2000, 2004, 2007-08
3 Carlos Carson	1983-84, '87
3 Dwayne Bowe	2008, 2010-11
2 Otis Taylor	1966, '71
2 Eddie Kennison	2004-05
1 Stephone Paige	1990
1 Andre Rison	1997
1 Derrick Alexander	2000
1 Jeremy Maclin	2015
1 Travis Kelce	2016

#### Most Receiving Yards, Season (All 1,000+)

1,391 Derrick Alexander	2000
1,351 Carlos Carson	1983
1,297 Otis Taylor	1966
1,258 Tony Gonzalez	2004
1,203 Tony Gonzalez	2000
1,172 Tony Gonzalez	2007
1,162 Dwayne Bowe	2010
1,159 Dwayne Bowe	2011
1,125 Travis Kelce	2016
1,110 Otis Taylor	1971
1,102 Eddie Kennison	2005
1,092 Andre Rison	1997
1,086 Eddie Kennison	2004
1,078 Carlos Carson	1984
1,058 Tony Gonzalez	2008
1,044 Carlos Carson	1987
1,034 Jeremy Maclin	2015
1,022 Dwayne Bowe	2008
1,021 Stephone Paige	1990

**Most Receiving Yards, Consecutive Seasons**

2,429	Carlos Carson (1,351, 1,078)	1983-84
2,321	Dwayne Bowe (1,162, 1,159)	2010-11
2,255	Otis Taylor (1,297, 958)	1966-67
2,230	Tony Gonzalez (1,172, 1,058)	2007-08
2,223	Derrick Alexander (832, 1,391)	1999-00
2,188	Eddie Kennison (1,086, 1,102)	2004-05

**Most Receiving Yards, Game**

309	Stephone Paige vs. San Diego	Dec. 22, 1985	(8 Receptions)
213	Curtis McClinton vs. Denver	Dec. 19, 1965	(5 Receptions)
210	Larry Brunson vs. San Diego	Nov. 10, 1974	(9 Receptions)
206	Stephone Paige at Denver	Sept. 17, 1990	(10 Receptions)
197	Carlos Carson at San Diego	Oct. 25, 1987	(9 Receptions)

**Most Games, 100 or More Receiving Yards, Career**

26	Tony Gonzalez	1997-08
19	Otis Taylor	1965-75
18	Carlos Carson	1980-88
17	Eddie Kennison	2001-07
15	Dwayne Bowe	2007-14

**Most Games, 100 or More Receiving Yards, Season**

6	Otis Taylor	1966
6	Carlos Carson	1983
6	Derrick Alexander	2000
6	Tony Gonzalez	2000
6	Tony Gonzalez	2004
6	Travis Kelce	2016
5	Eddie Kennison	2004
5	Eddie Kennison	2005
5	Tony Gonzalez	2007
5	Dwayne Bowe	2010

**Most Consecutive Games, 100 or More Receiving Yards, Season**

4	Tony Gonzalez	2000
4	Travis Kelce	2016
3	Frank Jackson	1964
3	Otis Taylor	1966
3	Willie Davis	1992
3	Dwayne Bowe	2010

**Longest Pass Receptions (All TDs)**

*99	Marc Boerigter vs. San Diego	
	(from Trent Green)	Dec. 22, 2002
92	Tommy Brooker at Denver	
	(from Len Dawson)	Nov. 18, 1962
92	Gloster Richardson at Oakland	
	(from Len Dawson)	Nov. 3, 1968
90	Frank Pitts vs. Boston	
	(from Len Dawson)	Nov. 17, 1968
90	J.J. Birden vs. San Diego	
	(from Steve DeBerg)	Nov. 18, 1990
89	Otis Taylor vs. Miami	
	(from Len Dawson)	Nov. 13, 1966
86	Stephone Paige vs. New England	
	(from Steve DeBerg)	Dec. 2, 1990
86	Derrick Alexander at Chicago	

(from Elvis Grbac)

Sept. 12, 1999

\*NFL RECORD

**Most Receiving Yards, Running Back, Career**

2,829	Kimble Anders	1991-00
2,739	Abner Haynes	1960-65
2,457	Jamaal Charles	2008-16
2,456	Ed Podolak	1969-77
2,377	Priest Holmes	2001-07

**Most Receiving Yards, Running Back, Season**

693	Jamaal Charles	2013
690	Priest Holmes	2003
672	Priest Holmes	2002
614	Priest Holmes	2001
590	Curtis McClinton	1965

**Most Receiving Yards, Running Back, Game**

213	Curtis McClinton vs. Denver	Dec. 19, 1965
195	Jamaal Charles at Oakland	Dec. 15, 2013
149	Abner Haynes vs. San Diego	Oct. 20, 1963
130	Johnny Robinson vs. Buffalo	Dec. 18, 1960
129	Spencer Ware vs. San Diego	Sept. 11, 2016
127	Abner Haynes at N.Y. Titans	Dec. 3, 1961

**Most Games, 100 or More Receiving Yards, RB, Career**

5	Abner Haynes	1960-65
5	Priest Holmes	2001-07
3	Johnny Robinson	1960-71
3	Paul Palmer	1987-88
2	Curtis McClinton	1962-69
2	Larry Johnson	2003-09
2	Jamaal Charles	2008-16

**Most Games, 100 or More Receiving Yards, RB, Season**

3	Paul Palmer	1988
2	Johnny Robinson	1960
2	Abner Haynes	1964
2	Priest Holmes	2001

**Most Receiving Yards, Tight End, Career (All 1,000+)**

10,940	Tony Gonzalez	1997-08
3,101	Fred Arbanas	1962-70
2,862	Travis Kelce	2013-16
2,396	Walter White	1975-79
1,541	Jonathan Hayes	1985-93
1,046	Keith Cash	1992-96
1,009	Tony Moeaki	2010-12

**Most Receiving Yards, Tight End, Season**

1,258	Tony Gonzalez	2004
1,203	Tony Gonzalez	2000
1,172	Tony Gonzalez	2007
1,125	Travis Kelce	2016
1,058	Tony Gonzalez	2008

**Most Receiving Yards, Tight End, Game**

160	Travis Kelce vs. Denver	Dec. 25, 2016
-----	-------------------------	---------------

147 Tony Gonzalez at New England	Dec. 4, 2000
144 Tony Gonzalez at San Diego	Jan. 2, 2005
140 Tony Gonzalez vs. Miami	Sept. 29, 2002
140 Tony Gonzalez vs. San Diego	Dec. 2, 2007
140 Travis Kelce at Atlanta	Dec. 4, 2016

#### Most Receiving Yards, Rookie, Season

995 Dwayne Bowe	2007
789 Chris Burford	1960
678 Sylvester Morris	2000
611 Johnny Robinson (RB)	1960
593 Tyreek Hill	2016
576 Abner Haynes (RB)	1960

#### Highest Receiving Average, Career (200 receptions)

18.12 Carlos Carson (351-6,360)	1980-89
17.82 Otis Taylor (410-7,306)	1965-75
17.30 Derrick Alexander (213-3,685)	1998-01
16.82 Stephone Paige (377-6,341)	1983-91
16.29 Eddie Kennison (321-5,230)	2001-07

#### Highest Receiving Average, Season (24 receptions)

22.36 Otis Taylor (58-1,297)	1966
21.93 Stephone Paige (43-943)	1985
21.83 Frank Pitts (30-655)	1968

#### Highest Receiving Average, Game (3 receptions)

42.60 C. McClinton vs. Denver (5-213)	Dec. 19, 1965
40.00 J. Robinson vs. N.Y. Titans (3-120)	Oct. 2, 1960
39.67 Otis Taylor at Denver (3-119)	Dec. 14, 1968

#### Most Receiving Touchdowns, Career

76 Tony Gonzalez	1997-08
57 Otis Taylor	1965-75
55 Chris Burford	1960-67
49 Stephone Paige	1983-91
44 Dwayne Bowe	2007-14

#### Most Receiving Touchdowns, Season

15 Dwayne Bowe	2010
12 Chris Burford	1962
11 Otis Taylor	1967
11 Stephone Paige	1986
11 Tony Gonzalez	1999
10 Stephone Paige	1985
10 Derrick Alexander	2000
10 Tony Gonzalez	2003
10 Tony Gonzalez	2008

#### Most Receiving Touchdowns, Consecutive Seasons

21 Chris Burford (12, 9)	1962-63
21 Stephone Paige (10, 11)	1985-86
20 Tony Gonzalez (11, 9)	1999-00
20 Dwayne Bowe (15, 5)	2010-11
19 Otis Taylor (8, 11)	1966-67
19 Dwayne Bowe (4, 15)	2009-10

#### Most Receiving Touchdowns, Rookie, Season

6 Fred Arbanas	1962
6 Stephone Paige	1983

6 Tyreek Hill	2016
5 Chris Burford	1960
5 Otis Taylor	1965
5 Bill Jones	1990
5 Tim Barnett	1991
5 Dwayne Bowe	2007

#### Most Receiving Touchdowns, Game

4 Frank Jackson at San Diego	Dec. 13, 1964
4 Jamaal Charles at Oakland	Dec. 15, 2013
3 Chris Burford at Oakland	Sept. 23, 1962
3 Chris Burford at Boston	Sept. 25, 1966
3 Otis Taylor at Denver	Dec. 17, 1967
3 Otis Taylor at N.Y. Jets	Nov. 16, 1969
3 Sylvester Morris vs. San Diego	Sept. 17, 2000
3 Tony Gonzalez vs. Miami	Sept. 29, 2002
3 Dwayne Bowe at Seattle	Nov. 28, 2010

#### Most Consecutive Games, Touchdown Receptions

7 Dwayne Bowe	Oct. 17, 2010 - Nov. 28, 2010
5 Chris Burford	Sept. 8, 1962 - Oct. 12, 1962
5 Otis Taylor	Oct. 23, 1966 - Nov. 20, 1966
4 Curtis McClinton	Sept. 11, 1966 - Oct. 2, 1966
4 Willie Frazier	Sept. 17, 1972 - Oct. 8, 1972
4 Otis Taylor	Sept. 25, 1972 - Oct. 15, 1972
4 Tony Gonzalez	Sept. 24, 2000 - Oct. 22, 2000
4 Tony Gonzalez	Dec. 7, 2008 - Dec. 28, 2008

#### Highest TD Catch Percentage, Season (20 recs.)

40.0 Marc Boerigter (20 recs., 8 TDs)	2002
33.3 Chris Burford (45 recs., 12 TDs)	1962
27.3 Gloster Richardson (22 recs., 6 TDs)	1968
25.0 Fred Arbanas (20 recs., 5 TDs)	1967
23.5 Fred Arbanas (34 recs., 8 TDs)	1964

#### Most 20+ Yard Receptions, Career

130 Tony Gonzalez	1997-08
101 Dwayne Bowe	2007-14
81 Eddie Kennison	2001-07
64 Derrick Alexander	1998-01
53 Willie Davis	1991-95

#### Most 20+ Yard Receptions, Season

24 Derrick Alexander	2000
20 Derrick Alexander	1998
19 Tony Gonzalez	2004
19 Dwayne Bowe	2010
19 Dwayne Bowe	2011
18 Eddie Kennison	2004

#### Most 20+ Yard Receptions, Game

5 Derrick Alexander at San Diego	Nov. 22, 1998
4 Derrick Alexander vs. St. Louis	Oct. 22, 2000
4 Eddie Kennison vs. Jacksonville	Dec. 31, 2006
4 Dwayne Bowe at Denver	Nov. 14, 2010
3 36 times; Last, Travis Kelce at Atlanta	Dec. 4, 2016

*Total Yards From Scrimmage*

**Most Attempts From Scrimmage, Career**

1,617 Jamaal Charles (1,332 rush, 285 rec.)	2008-16
1,572 Priest Holmes (1,321 rush, 251 rec.)	2001-07
1,526 Larry Johnson (1,375 rush, 151 rec.)	2003-09
1,445 Ed Podolak (1,157 rush, 288 rec.)	1969-77
1,288 Christian Okoye (1,246 rush, 42 rec.)	1987-92
1,073 Marcus Allen (932 rush, 141 rec.)	1993-97

**Most Attempts From Scrimmage, Season**

457 Larry Johnson (416 rush, 41 rec.)	2006
394 Priest Holmes (320 rush, 74 rec.)	2003
389 Priest Holmes (327 rush, 62 rec.)	2001
383 Priest Holmes (313 rush, 70 rec.)	2002
372 Christian Okoye (370 rush, 2 rec.)	1989

**Most Attempts From Scrimmage, Game**

41 (39 rush, 2 rec.)	L. Johnson vs. Seattle	Oct. 29, 2006
39 (33 rush, 6 rec.)	J. Charles at New Orleans	Sept. 23, 2012
38 (38 rush, 0 rec.)	C. Okoye at Green Bay	Dec. 10, 1989
38 (33 rush, 5 rec.)	L. Johnson vs. JAX	Dec. 31, 2006
37 (37 rush, 0 rec.)	C. Okoye vs. Seattle	Nov. 5, 1989
37 (36 rush, 1 rec.)	L. Johnson at Houston	Nov. 20, 2005

**Most Yards From Scrimmage, Career**

10,954 Tony Gonzalez (14 rush, 10,940 rec.)	1997-08
9,717 Jamaal Charles (7,260 rush, 2,457 rec.)	2008-16
8,447 Priest Holmes (6,070 rush, 2,377 rec.)	2001-07
7,467 Otis Taylor (161 rush, 7,306 rec.)	1965-75
7,384 Larry Johnson (6,015 rush, 1,369 rec.)	2003-09

**Most Yards From Scrimmage, Season**

2,287 Priest Holmes (1,615 rush, 672 rec.)	2002
2,199 Larry Johnson (1,789 rush, 410 rec.)	2006
2,169 Priest Holmes (1,555 rush, 614 rec.)	2001
2,110 Priest Holmes (1,420 rush, 690 rec.)	2003
2,093 Larry Johnson (1,750 rush, 343 rec.)	2005

**Most Yards From Scrimmage, Game**

309 Stephone Paige vs. San Diego (0 rush, 309 rec.)	Dec. 22, 1985
307 Priest Holmes at Seattle (197 rush, 110 rec.)	Nov. 24, 2002
288 Jamaal Charles at New Orleans (233 rush, 55 rec.)	Sept. 23, 2012
277 Priest Holmes at Oakland (168 rush, 109 rec.)	Dec. 9, 2001
262 Jamaal Charles at Denver (259 rush, 3 rec.)	Jan. 3, 2009

**Yards Per Touch Average, RB, Career (350 touches)**

6.60 Abner Haynes (993-6,553)	1960-64
6.57 Jamaal Charles (1,668-10,963)	2008-16
5.89 Kimble Anders (864-5,890)	1991-00
5.53 Curtis McClinton (916-5,069)	1962-69
5.48 Tony Reed (651-3,566)	1977-80

**Yards Per Touch Average, RB, Season (200 touches)**

7.0 Jamaal Charles (275-1,935)	2010
6.9 Abner Haynes (211-1,451)	1960
6.6 Abner Haynes (213-1,399)	1961
6.2 Abner Haynes (260-1,622)	1962
6.2 Jamaal Charles (230-1,417)	2009

**Combined Yardage****Most Combined Attempts, Career (All 1,000+)**

1,668 Jamaal Charles	2008-16
1,572 Priest Holmes	2001-07
1,569 Ed Podolak	1969-77
1,526 Larry Johnson	2003-09
1,289 Christian Okoye	1987-92
1,114 Abner Haynes	1960-65

**Most Combined Attempts, Season (All 300+)**

457 Larry Johnson	2006
394 Priest Holmes	2003
389 Priest Holmes	2001
383 Priest Holmes	2002
372 Christian Okoye	1989
329 Jamaal Charles	2013
320 Jamaal Charles	2012

**Most Combined Attempts, Game**

41 Larry Johnson vs. Seattle	Oct. 29, 2006
39 Jamaal Charles at New Orleans	Sept. 23, 2012
38 Christian Okoye at Green Bay	Dec. 10, 1989
38 Larry Johnson vs. Jacksonville	Dec. 31, 2006
37 Christian Okoye vs. Seattle	Nov. 5, 1989
37 L. Johnson at Houston	Nov. 20, 2005
36 Abner Haynes at Denver	Oct. 30, 1960
36 Derrick Blaylock at New Orleans	Nov. 14, 2004
36 L. Johnson vs. New England	Nov. 27, 2005
36 L. Johnson vs. San Diego	Dec. 24, 2005

**Most Combined Yards, Career (All 7,500+)**

12,356 Dante Hall	2000-06
10,963 Tony Gonzalez	1997-08
10,963 Jamaal Charles	2008-16
8,447 Abner Haynes	1960-65
8,447 Priest Holmes	2001-07
8,343 Ed Podolak	1969-77
7,677 Carlos Carson	1980-89

**Most Combined Yards, Season**

2,446 Dante Hall	2003
2,342 Jamaal Charles	2009
2,287 Priest Holmes	2002
2,236 Dante Hall	2004
2,283 Dante Hall	2005

**Most Combined Yards, Game**

309 Stephone Paige vs. San Diego	Dec. 22, 1985
307 Priest Holmes at Seattle	Nov. 24, 2002
296 Dante Hall at Denver	Dec. 7, 2003
290 Noland Smith at San Diego	Oct. 15, 1967
288 Jamaal Charles at New Orleans	Sept. 23, 2012

# Punting

## Most Seasons Leading League

*4 Jerrel Wilson	1965, '68, '72-73
*NFL RECORD	
1 Bob Grupp	1979
1 Jim Arnold	1984

## Most Punts, Career

1,018 Jerrel Wilson	1963-77
966 Dustin Colquitt	2005-16
421 Louie Aguiar	1994-98
284 Jim Arnold	1983-85
272 Bryan Barker	1990-93

## Most Punts, Season

101 Daniel Pope	1999
99 Lewis Colbert	1986
98 Jim Arnold	1984
96 Dustin Colquitt	2009
95 Dustin Colquitt	2007

## Most Punts, Game

11 Bob Grupp vs. Baltimore	Sept. 2, 1979
11 Jim Arnold at San Francisco	Nov. 17, 1985
11 Kelly Goodburn vs. Cleveland	Nov. 19, 1989
11 Louie Aguiar vs. San Diego	Nov. 13, 1994
11 Dustin Colquitt at Chicago	Dec. 4, 2011
10 Jerrel Wilson at N.Y. Jets	Sept. 18, 1965
10 Jerrel Wilson vs. Denver	Oct. 6, 1974
10 Kelly Goodburn at N.Y. Jets	Oct. 2, 1988
10 Todd Sauerbrun at San Diego	Nov. 26, 2000
10 Dustin Colquitt at N.Y. Jets	Dec. 30, 2007
10 Dustin Colquitt at Jacksonville	Sept. 8, 2013

## Longest Punt (All 70+)

81 Dustin Colquitt vs. San Diego	Dec. 2, 2007
76 Dan Stryzinski vs. Oakland	Sept. 9, 2001
74 Bob Grupp vs. San Diego	Nov. 4, 1979
73 Dustin Colquitt vs. Oakland	Sept. 14, 2008
72 Jerrel Wilson at San Diego	Sept. 29, 1963
72 Dustin Colquitt at Oakland	Dec. 23, 2006
72 Dustin Colquitt at St. Louis	Dec. 19, 2010
71 Dustin Colquitt at Oakland	Dec. 16, 2012
70 Jerrel Wilson at Denver	Oct. 11, 1964
70 Jerrel Wilson vs. Buffalo	Oct. 18, 1964
70 Jerrel Wilson vs. Houston	Nov. 28, 1968
70 Dustin Colquitt at Jacksonville	Nov. 8, 2009

## Most Punting Yards, Career

44,218 Jerrel Wilson	1963-77
43,310 Dustin Colquitt	2005-16
17,930 Louie Aguiar	1994-98
11,934 Jim Arnold	1983-85
11,267 Bryan Barker	1990-93

## Most Punting Yards, Season

4,397 Jim Arnold	1984
4,361 Dustin Colquitt	2009
4,322 Dustin Colquitt	2007
4,218 Daniel Pope	1999
4,084 Dustin Colquitt	2011

## Highest Punting Average, Career (200 punts)

44.83 Dustin Colquitt (966-43,310)	2005-16
43.44 Jerrel Wilson (1,018-44,218)	1963-77
42.59 Louie Aguiar (421-17,930)	1994-98
42.02 Jim Arnold (284-11,934)	1983-85

## Highest Punting Average, Season (50 punts)

46.83 Dustin Colquitt (83-3,887)	2012
46.03 Dustin Colquitt (87-4,005)	2013
45.89 Dustin Colquitt (89-4,084)	2011
45.70 Dustin Colquitt (65-2,971)	2015
45.53 Jerrel Wilson (80-3,642)	1973
45.49 Dustin Colquitt (95-4,322)	2007

## Highest Punting Average, Game (4 punts)

57.20 Dustin Colquitt vs. San Diego (5-286)	Oct. 31, 2011
56.40 Jerrel Wilson vs. Boston (5-282)	Oct. 11, 1970
55.60 Louie Aguiar at Arizona (5-278)	Oct. 1, 1995
54.75 Jerrel Wilson vs. Boston (4-129)	Oct. 3, 1965

## Highest Net Punting Average, Career (200 Punts)

39.59 Dustin Colquitt	2005-16
35.48 Louie Aguiar	1994-98
35.42 Jerrel Wilson	1963-77
35.13 Bob Grupp	1979-81
34.82 Bryan Barker	1990-93

## Highest Net Punting Average, Season (50 Punts)

40.84 Dustin Colquitt	2015
40.78 Dustin Colquitt	2009
40.78 Dustin Colquitt	2012
40.66 Dustin Colquitt	2016
40.48 Dustin Colquitt	2014

## Highest Net Punting Average, Game (4 Punts)

52.50 Dustin Colquitt vs. Denver	Sept. 15, 2015
52.00 Dustin Colquitt at Indianapolis	Oct. 10, 2010
51.86 Dustin Colquitt at Oakland	Dec. 16, 2012
51.25 Dustin Colquitt vs. San Diego	Sept. 30, 2012
48.80 Dustin Colquitt at Miami	Sept. 21, 2014

## Most Consecutive Punts, None Blocked

377 Louie Aguiar	1994-98
308 Dustin Colquitt	2013-16
256 Jerrel Wilson	1968-71
233 Jim Arnold	1983-85

## Punts Had Blocked, Career

12 Jerrel Wilson	1963-77
4 Dustin Colquitt	2005-16
2 Bob Grupp	1979-81
2 Jim Arnold	1983-85
2 Bryan Barker	1990-93
2 Daniel Pope	1999

## Punts Had Blocked, Season

2 Jerrel Wilson	1974
2 Jim Arnold	1985



2 Daniel Pope	1999
---------------	------

#### Punts Had Blocked, Game

2 Jim Arnold vs. Denver	Oct. 27, 1985
-------------------------	---------------

#### Most Punts Inside the 20, Career

391 Dustin Colquitt	2005-16
117 Louie Aguiar	1994-98
62 Bryan Barker	1990-93
58 Jim Arnold	1983-85
54 Kelly Goodburn	1987-90

#### Most Punts Inside the 20, Season

45 Dustin Colquitt	2012
41 Dustin Colquitt	2009
38 Dustin Colquitt	2016
37 Dustin Colquitt	2015
35 Dustin Colquitt	2013

## Punt Returns

#### Most Punt Returns, Career

220 J.T. Smith	1979-84
188 Dante Hall	2000-06
181 Tamarick Vanover	1995-99
105 Javier Arenas	2010-12
86 Ed Podolak	1969-77

#### Most Punt Returns, Season

58 J.T. Smith	1979
58 Dexter McCluster	2013
51 Tamarick Vanover	1995
51 Tamarick Vanover	1999
50 J.T. Smith	1981

#### Most Punt Returns, Game

8 Ed Podolak vs. San Diego	Nov. 10, 1974
8 De'Anthony Thomas vs. Oakland	Dec. 14, 2014
7 J.T. Smith vs. Baltimore	Sept. 2, 1979
7 J.T. Smith vs. N.Y. Giants	Oct. 21, 1979
7 Tamarick Vanover vs. Detroit	Sept. 26, 1999
7 Tamarick Vanover at Denver	Dec. 5, 1999
7 Eddie Drummond at Oakland	Oct. 21, 2007
7 Dexter McCluster at Jacksonville	Sept. 8, 2013
7 Dexter McCluster at Washington	Dec. 8, 2013

#### Most Seasons Leading League

2 J.T. Smith	1979-80
--------------	---------

#### Most Punt Return Yards, Career

2,322 J.T. Smith	1979-84
1,930 Tamarick Vanover	1995-99
1,882 Dante Hall	2000-06
1,029 Javier Arenas	2010-12
959 Dexter McCluster	2010-13

#### Most Punt Return Yards, Season

686 Dexter McCluster	2013
640 Tamarick Vanover	1999

612 J.T. Smith	1979
592 Tyreek Hill	2016
581 J.T. Smith	1980

#### Most Punt Return Yards, Game

177 Dexter McCluster at Washington	Dec. 8, 2013
156 De'Anthony Thomas vs. Oakland	Dec. 14, 2014
141 J.T. Smith vs. Oakland	Sept. 23, 1979
130 Tamarick Vanover vs. New Orleans	Dec. 21, 1997
128 Dante Hall vs. Arizona	Dec. 1, 2002

#### Longest Punt Return (All TDs)

95 Tyreek Hill at San Diego	Jan. 1, 2017
94 Dexter McCluster vs. San Diego	Sept. 13, 2010
93 Dante Hall vs. Denver	Oct. 5, 2003
90 Dante Hall vs. Arizona	Dec. 1, 2002
89 Dexter McCluster vs. N.Y. Giants	Sept. 29, 2013

#### Most Seasons Leading League

1 Abner Haynes	1960
1 Noland Smith	1968
1 Ed Podolak	1970
1 J.T. Smith	1980
1 Dante Hall	2003

#### Highest Punt Return Average, Career (50 returns)

12.14 Dexter McCluster (79-959)	2010-13
11.11 Noland Smith (53-589)	1967-69
10.87 Abner Haynes (54-587)	1960-64
10.66 Tamarick Vanover (181-1,930)	1995-99
10.60 J.T. Smith (216-2,289)	1978-84

#### Highest Punt Return Average, Season (12 returns)

16.28 Dante Hall (29-472)	2003
15.54 Dexter McCluster (13-202)	2010
15.36 Abner Haynes (14-215)	1960
15.18 Tyreek Hill (39-592)	2016
15.00 Noland Smith (18-270)	1968

#### Highest Punt Return Average, Game (3 returns)

35.00 D. Hall vs. Denver (3-105)	Oct. 5, 2003
33.33 D. McCluster vs. San Diego (3-100)	Sept. 13, 2010
28.67 M. Garrett at Buffalo (3-86)	Sept. 11, 1966
28.67 N. Smith vs. N.Y. Jets (3-86)	Sept. 15, 1968
28.25 D. McCluster vs. N.Y. Giants (4-113)	Sept. 29, 2013

#### Most Punt Return Touchdowns, Career

5 Dante Hall	2000-06
4 J.T. Smith	1979-84
4 Tamarick Vanover	1995-99

#### Most Punt Return Touchdowns, Season

2 J.T. Smith	1979
2 J.T. Smith	1980
2 Dale Carter	1992
2 Tamarick Vanover	1999
2 Dante Hall	2002
2 Dante Hall	2003
2 Dexter McCluster	2013



**Most Punt Return Touchdowns, Game**

1 27 times

Last; Tyreek Hill at San Diego Jan. 1, 2017

## Kickoff Returns

**Most Kickoff Returns, Career**

360 Dante Hall	2000-06
212 Tamarick Vanover	1995-99
84 Dave Grayson	1961-64
72 Knile Davis	2013-16
68 Noland Smith	1967-69

**Most Kickoff Returns, Season**

68 Dante Hall	2004
65 Dante Hall	2005
57 Dante Hall	2002
57 Dante Hall	2003
53 Dante Hall	2006

**Most Kickoff Returns, Game**

9 Noland Smith vs. Oakland	Nov. 23, 1967
9 Paul Palmer at Seattle	Sept. 20, 1987

**Most Kickoff Return Yards, Career**

8,644 Dante Hall	2000-06
5,099 Tamarick Vanover	1995-99
2,231 Dave Grayson	1961-64
1,942 Knile Davis	2013-16
1,822 Noland Smith	1967-69
1,326 Abner Haynes	1960-64

**Most Kickoff Return Yards, Season**

1,718 Dante Hall	2004
1,560 Dante Hall	2005
1,478 Dante Hall	2003
1,354 Dante Hall	2002
1,308 Tamarick Vanover	1997

**Most Kickoff Return Yards, Game (All 200+)**

251 Jon Vaughn at Miami	Dec. 12, 1994
244 Noland Smith at San Diego	Oct. 15, 1967
234 Dante Hall vs. Philadelphia	Oct. 2, 2005
233 Dante Hall vs. San Diego	Nov. 28, 2004
221 Paul Palmer at Seattle	Sept. 20, 1987
206 Noland Smith vs. Oakland	Nov. 23, 1967

**Longest Kickoff Return (All TDs)**

108 Knile Davis vs. Denver	Dec. 1, 2013
106 Noland Smith at Denver	Dec. 17, 1967
100 Dante Hall vs. Pittsburgh	Sept. 14, 2003
99 Dave Grayson at Denver	Sept. 7, 1963
99 Tamarick Vanover at Seattle	Sept. 3, 1995
99 Knile Davis vs. St. Louis	Oct. 26, 2014
97 Boyce Green at Pittsburgh	Dec. 21, 1986
97 Tamarick Vanover at Denver	Oct. 27, 1996
97 Dante Hall at Baltimore	Sept. 28, 2003
97 Dante Hall vs. Denver	Dec. 19, 2004

**Most Seasons Leading League**

1 Dave Grayson 1961

**Highest Kickoff Return Average, Career (50 returns)**

26.97 Knile Davis (72-1,942)	2013-16
26.79 Noland Smith (68-1,822)	1967-69
26.56 Dave Grayson (84-2,231)	1961-64
25.17 Abner Haynes (52-1,309)	1960-64
24.43 Jamaal Charles (51-1,246)	2008-16
24.05 Tamarick Vanover (212-5,099)	1995-99

**Highest Kickoff Return Average, Season (15 returns)**

30.06 Quintin Demps (33-992)	2013
28.31 Dave Grayson (16-453)	1961
28.30 Larry Marshall (23-651)	1972
29.71 Dave Grayson (18-535)	1962

**Highest Kickoff Return Average, Game (3 returns)**

48.67 Dante Hall vs. Pittsburgh (3-146)	Sept. 14, 2003
44.67 Dante Hall vs. St. Louis (3-134)	Dec. 8, 2002
44.33 Paul Palmer vs. Seattle (3-133)	Dec. 27, 1987
40.67 Noland Smith at San Diego (6-244)	Oct. 15, 1967
40.33 L. Williams vs. Cincinnati (3-121)	Nov. 21, 1976
40.33 Dante Hall at Baltimore (3-121)	Sept. 28, 2003

**Most Kickoff Return Touchdowns, Career**

6 Dante Hall	2000-06
4 Tamarick Vanover	1995-99
2 Paul Palmer	1987-88
2 Knile Davis	2013-16

**Most Kickoff Return Touchdowns, Season**

2 Paul Palmer	1987
2 Tamarick Vanover	1995
2 Dante Hall	2003
2 Dante Hall	2004

**Most Kickoff Return Touchdowns, Game**1 23 times  
Last; Tyreek Hill at Denver Nov. 27, 2016

## Fumbles

**Most Opponents Fumbles Forced, Career**

45 Derrick Thomas	1989-99
32 Tamba Hali	2006-16
29 Neil Smith	1988-96
22 Derrick Johnson	2005-16
13 Kevin Ross	1984-93, '97
13 Jared Allen	2004-07

**Most Opponents Fumbles Forced, Season**

8 Derrick Thomas	1992
7 Jared Allen	2005
6 Derrick Thomas	1990

6 Derrick Thomas	1994
6 Tamba Hali	2006

#### Most Fumbles Forced, Rookie, Season

6 Tamba Hali	2006
4 Kevin Ross	1984
4 Tim Cofield	1986

## Interceptions

#### Most Seasons, Leading League

2 Johnny Robinson	1966, '70
2 Emmitt Thomas	1969, '74

#### Most Interceptions By, Career

58 Emmitt Thomas	1966-78
57 Johnny Robinson	1960-71
50 Deron Cherry	1981-91
39 Gary Barbaro	1976-82
38 Albert Lewis	1983-93

#### Most Interceptions By, Season

12 Emmitt Thomas	1974
10 Johnny Robinson	1966
10 Bobby Hunt	1966
10 Johnny Robinson	1970
10 Gary Barbaro	1980
9 Emmitt Thomas	1969
9 Deron Cherry	1986

#### Most Interceptions By, Rookie, Season

8 Marcus Peters	2015
8 Bobby Hunt	1962
7 Dale Carter	1992
6 Kevin Ross	1984
4 Bobby Ply	1962
4 Emmitt Thomas	1967
4 Lloyd Burruss	1981
4 Albert Lewis	1983
4 Eric Berry	2010
3 12 players	

#### Most Interceptions By, Game

*4 Bobby Ply vs. San Diego	Dec. 16, 1962
4 Bobby Hunt vs. Houston	Oct. 4, 1964
4 Deron Cherry vs. Seattle	Sept. 29, 1985
3 Bobby Ply vs. Denver	Dec. 9, 1962
3 Johnny Robinson at Baltimore	Sept. 28, 1970
3 Albert Lewis vs. Atlanta	Dec. 8, 1985
3 Lloyd Burruss vs. San Diego	Oct. 19, 1986
3 Albert Lewis vs. Atlanta	Sept. 1, 1991
3 Greg Wesley vs. Miami	Sept. 29, 2002
3 Greg Wesley vs. New England	Nov. 27, 2005
*NFL RECORD	

#### Most Consecutive Games, Passes Intercepted By

6 Eric Harris	1980
---------------	------

#### Most Interception Return Yards, Career

938 Emmitt Thomas (58 INTs)	1966-78
-----------------------------	---------

771 Gary Barbaro (39 INTs)	1975-82
741 Johnny Robinson (57 INTs)	1960-71
688 Deron Cherry (50 INTs)	1981-91
674 Bobby Hunt (37 INTs)	1962-67

#### Most Interception Return Yards, Season

280 Marcus Peters (8 INTs)	2015
274 Mark McMillian (8 INTs)	1997
228 Bobby Hunt (6 INTs)	1963
214 Emmitt Thomas (12 INTs)	1974
193 Lloyd Burruss (5 INTs)	1986
175 Derrick Johnson (3 INTs)	2009

#### Most Interception Return Yards Gained, Game

121 Lloyd Burruss vs. San Diego (3 INTs)	Oct. 19, 1986
118 Brandon Flowers at N.Y. Jets (2 INTs)	Oct. 26, 2008
108 Bobby Ply vs. San Diego (4 INTs)	Dec. 16, 1962
105 Derrick Johnson vs. Denver (2 INTs)	Jan. 3, 2010
102 Gary Barbaro vs. Seattle (1 INT)	Dec. 11, 1977

#### Longest Interception Return

102 Gary Barbaro vs. Seattle	Dec. 11, 1977
100 Tim Collier at Oakland	Dec. 18, 1977
100 Sean Smith at Buffalo	Nov. 3, 2013
99 Dave Grayson vs. N.Y. Titans	Dec. 17, 1961
99 Kevin Ross at San Diego	Sept. 6, 1992

#### Most Interception Return Touchdowns, Career

6 Bobby Bell	1963-74
5 Emmitt Thomas	1966-78
5 Jim Kearney	1967-75
5 Eric Berry	2010-16
4 Lloyd Burruss	1981-91
4 Derrick Johnson	2005-16

#### Most Interception Return Touchdowns, Season

*4 Jim Kearney	1972
3 Lloyd Burruss	1986
3 Mark McMillian	1997
2 Sherrill Headrick	1961
2 Emmitt Thomas	1974
2 Charles Mincy	1992
2 Jerome Woods	1993
2 Derrick Johnson	2009
2 Eric Berry	2013
2 Marcus Peters	2015
2 Eric Berry	2016
*NFL RECORD	

#### Most Interception Return Touchdowns, Game

*2 Jim Kearney at Denver	Oct. 1, 1972
2 Lloyd Burruss vs. San Diego	Oct. 19, 1986
2 Derrick Johnson at Denver	Jan. 3, 2010
*NFL RECORD	

## Sacks

#### Most Sacks, Career (All 50.0+)

126.5	Derrick Thomas	1989-99
89.5	Tamba Hali	2006-16
85.5	Neil Smith	1988-96
73.0	Art Still	1978-87
60.0	Justin Houston	2011-16
51.0	Mike Bell	1979-85, '87-91

#### Most Sacks, Season

22.0	Justin Houston	2014
20.0	Derrick Thomas	1990
15.5	Jared Allen	2007
15.0	Neil Smith	1993
14.5	Art Still	1980
14.5	Art Still	1984
14.5	Neil Smith	1992
14.5	Derrick Thomas	1992
14.5	Tamba Hali	2010

#### Most Sacks, Consecutive Seasons

33.5	Derrick Thomas (20.0, 13.5)	1990-91
33.0	Justin Houston (11.0, 22.0)	2013-14
30.0	Derrick Thomas (10.0, 20.0)	1989-90
29.5	Neil Smith (14.5, 15.0)	1992-93
29.5	Justin Houston (22.0, 7.5)	2014-15
28.0	Derrick Thomas (13.5, 14.5)	1991-92
26.5	Neil Smith (15.0, 11.5)	1993-94
26.5	Tamba Hali (14.5, 12.0)	2010-11

#### Most Sacks, Rookie, Season

10.0	Derrick Thomas	1989
9.0	Jared Allen	2004
8.0	Tamba Hali	2006
6.5	Art Still	1978
5.5	Sylvester Hicks	1978
5.5	Mike Bell	1979
5.5	Justin Houston	2011

#### Most Sacks, Game

*7.0	Derrick Thomas vs. Seattle	Nov. 11, 1990
6.0	Derrick Thomas vs. Oakland	Sept. 6, 1998
4.5	Justin Houston at Philadelphia	Sept. 19, 2013
4.0	Wilbur Young at San Diego	Oct. 19, 1975
4.0	Art Still at Oakland	Oct. 5, 1980
4.0	Derrick Thomas vs. Buffalo	Oct. 7, 1991
4.0	Derrick Thomas vs. San Diego	Nov. 8, 1992
4.0	Neil Smith vs. L.A. Raiders	Oct. 3, 1993
4.0	Justin Houston vs. San Diego	Dec. 28, 2014
*NFL RECORD		

#### Most Sack Yards, Career

699.0	Derrick Thomas	1989-99
591.5	Tamba Hali	2006-16
506.5	Neil Smith	1988-96
341.5	Justin Houston	2011-16
293.0	Eric Hicks	1998-06

#### Most Sack Yards, Season

127.0	Neil Smith	1993
114.5	Neil Smith	1992
113.0	Derrick Thomas	1992
111.0	Jared Allen	2007
109.0	Derrick Thomas	1996

#### Most Sack Yards, Game

36.0	Derrick Thomas vs. San Diego	Nov. 8, 1992
36.0	Derrick Thomas vs. Oakland	Sept. 6, 1998
35.0	Neil Smith vs. Los Angeles	Oct. 3, 1993
34.0	Vonnie Holliday vs. San Diego	Sept. 7, 2003
33.0	Darren Mickell vs. Denver	Dec. 17, 1995

## Tackles

#### Most Tackles, Career

1,191	Derrick Johnson	2005-16
999	Gary Spani	1978-86
992	Art Still	1978-87
927	Deron Cherry	1981-91
876	Donnie Edwards	1996-01, 2007-08
827	Kevin Ross	1984-93, '97

#### Most Tackles, Season

179	Derrick Johnson	2011
162	Mike Maslowski	2002
157	Gary Spani	1979
153	Gary Spani	1981
151	Deron Cherry	1988
151	Donnie Edwards	1998, 2000
151	Scott Fujita	2003

#### Most Tackles, Rookie, Season

144	Gary Spani	1978
140	Dino Hackett	1986
126	Eric Berry	2010
120	Art Still	1978
101	Greg Wesley	2000

#### Most Tackles, Consecutive Seasons

326	Derrick Johnson (147, 179)	2010-11
306	Gary Spani (157, 149)	1979-80
304	Derrick Johnson (179, 125)	2011-12
302	Gary Spani (149, 153)	1980-81
301	Gary Spani (144, 157)	1978-79

## Special Team Tackles

#### Most Special Teams Tackles, Career

148	Gary Stills	1999-05
147	Greg Manusky	1994-99
97	Danan Hughes	1993-98
96	Tony Richardson	1995-05
94	Louis Cooper	1985-90

#### Most Special Teams Tackles, Season

34	Gary Stills	2002
29	Gary Stills	2003
29	Rich Scanlon	2005
28	Ken Jolly	1984
27	Albert Lewis	1983
27	Todd McNair	1990
27	Bennie Thompson	1992
27	Greg Manusky	1999

#### Most Special Teams Tackles, Consecutive Seasons

63 Gary Stills	2002-03
54 Gary Stills	2003-04
52 Gary Stills	2001-02
51 Greg Manusky	1996-97
50 Greg Manusky	1998-99
50 Gary Stills	2004-05

## Blocked Kicks

### Most Opponents Punts Blocked, Career

10 Albert Lewis	1983-93
3 Bernard Pollard	2006-08
2 Ed Beckman	1977-84
2 Gary Green	1977-83
2 Sherrill Headrick	1960-67
2 Bernard Pollard	2006

1 D.J. Alexander	2015
------------------	------

### Most Opponents Punts Blocked, Season

4 Albert Lewis	1990
3 Albert Lewis	1986
2 Sherrill Headrick	1963
2 Bernard Pollard	2006

### Most Opponents Punts Blocked, Game

2 Sherrill Headrick vs. Denver	Dec. 8, 1963
--------------------------------	--------------

### Longest Return of Blocked Field Goal

78 (TD) Lloyd Burruss at Pittsburgh	Dec. 21, 1986
65 (TD) Kevin Ross at Cincinnati	Dec. 6, 1987

# Records for: Regular Team



## Games Won

### Most Consecutive Games Won

11	2015-16
9	2003, 2013
7	1968-69, 1969, 1995, 1997-98
6	1968, 1997
5	1961-62, 1966-67, 1971, 1984-85, 2014, 2016

### Most Consecutive Games Won, Single Season

10	2015
9	2003, 2013
7	1969, 1995
6	1968, 1997
5	1968, 1971, 2014, 2016

### Most Consecutive Games Won, Start of Season

9	2003, 2013
4	1996
3	1962, 1966, 1994, 1995, 2010

### Most Consecutive Games Won, End of Season

10	2015
6	1997
5	1968
3	1960, 1963, 1966, 1967, 1971, 1972, 1984, 1986

### Most Consecutive Home Games Won

13	2002-03
11	1994-96, 1997-98
10	1968-69, 2015-16
9	1970-71

### Most Consecutive Road Games Won

9	1966-67
6	1967-68, 2016
5	1968-69, 1971-72

## Games Lost

### Most Consecutive Games Lost

12	2007-08
9	1987, 2008-09
8	1975-76, 2012
7	1985, 2008

### Most Consecutive Games Lost, Start of Season

5	1977, 2009
4	1976, 1980
3	1975, 2004, 2008, 2011

### Most Consecutive Games Lost, End of Season

9	2007
---	------

6 1977

4 1975, 2008, 2012

### Most Consecutive Home Games Lost

10	2008-09
8	1974-75
7	1975-76, 2011-12
6	1977-78, 2007-08

### Most Consecutive Road Games Lost

9	2007-08
8	1978-79, 1985-86
6	1988, 2008-09, 2012

## Scoring

### Most Points, Season (All 400+)

484	2003
483	2004
467	2002
448	1966
430	2013
408	1967
405	2015
403	2005

### Highest Scoring Average, Season

32.0 (448 in 14 games)	1966
30.3 (484 in 16 games)	2003
30.2 (483 in 16 games)	2004
29.2 (467 in 16 games)	2002
29.1 (408 in 14 games)	1967

### Most Points, Consecutive Seasons

967 (484, 483)	2003-04
951 (467, 484)	2002-03
886 (483, 403)	2004-05
856 (448, 408)	1966-67
794 (405, 389)	2015-16

### Fewest Points, Season

176	1982 (9 games)
211	2012
212	2011
225	1977
226	2007

### Lowest Scoring Average, Season

13.2 (211 in 16 games)	2012
13.3 (212 in 16 games)	2011
14.1 (226 in 16 games)	2007
14.9 (238 in 16 games)	1979
15.2 (243 in 16 games)	1978
15.9 (254 in 16 games)	1988

**Largest Scoring Differential, Season**

201 (371 - 170)	1968
182 (359 - 177)	1969
176 (448 - 276)	1966
156 (369 - 233)	1962
154 (408 - 254)	1967

**Most 40-Point Games, Season**

5	2003
4	1966, 2002, 2004
3	1961, 1962, 1963, 1964, 1967
2	1965, 1968, 1983, 2000, 2010, 2013

**Most 30-Point Games, Season**

8	1966, 2002, 2004
7	1999, 2003
6	1960, 1967, 2010
5	1962, 1965, 1968, 1983, 1994, 2005, 2006, 2015, 2016

**Most Points Scored, Game**

59 at Denver	Sept. 7, 1963
56 at Denver	Oct. 23, 1966
56 vs. Atlanta	Oct. 24, 2004
56 at Oakland	Dec. 15, 2013
54 vs. St. Louis	Oct. 22, 2000
52 4 times; Last vs. Denver	Oct. 29, 1967

**Largest Margin of Victory, Game**

52 Kansas City (59) at Denver (7)	Sept. 7, 1963
49 Kansas City (49) vs. Arizona (0)	Dec. 1, 2002
48 Kansas City (48) vs. N.Y. Jets (0)	Dec. 22, 1963
46 Kansas City (56) vs. Denver (10)	Oct. 16, 1966
46 Kansas City (56) vs. Atlanta (10)	Oct. 24, 2004

**Most Points, Both Teams, Game**

99 KC (48) at Seattle (51)	Nov. 27, 1983 (OT)
88 KC (49) vs. Denver (39)	Nov. 1, 1964
88 KC (54) vs. St. Louis (34)	Oct. 22, 2000

**Fewest Points, Both Teams, Game**

3 KC (0) at Tampa Bay (3)	Dec. 16, 1979
9 KC (3) vs. Cleveland (6)	Sept. 4, 1988
10 KC (7) at Denver (3)	Jan. 1, 2012
12 KC (6) vs. St. Louis (6)	Nov. 22, 1970
12 KC (3) at Miami (9)	Oct. 20, 1974

**Most Points Shutout Victory, Game**

49 vs. Arizona	Dec. 1, 2002
48 vs. N.Y. Jets	Dec. 22, 1963
41 vs. Miami	Oct. 8, 1967
41 vs. San Francisco	Oct. 1, 2006
34 vs. Boston	Dec. 11, 1960
34 vs. Houston	Nov. 26, 1989
34 vs. Cleveland	Sept. 30, 1990
34 vs. San Diego	Oct. 31, 1999

**Fewest Points, Shutout Victory, Game**

14 vs. Baltimore	Sept. 2, 1979
16 vs. Denver	Dec. 6, 1970
17 vs. L.A. Chargers	Sept. 25, 1960

**Largest Fourth-Quarter Comebacks**

Opponent	Deficit	Final	Date
17 at Green Bay	14-31	40-34 (OT)	Oct. 12, 2003
17 vs. San Diego	10-27	33-27 (OT)	Sept. 11, 2016
14 at N.Y. Jets	3-17	17-17 (OT)	Oct. 2, 1988
14 vs. N.Y. Giants	3-17	20-17 (OT)	Sept. 10, 1995
14 at Oakland	20-34	37-34	Nov. 28, 1999
14 at Carolina	3-17	20-17	Nov. 13, 2016

**Largest Second-Half Comebacks**

Opponent	Deficit	Final	Date
21 vs. San Diego	3-24	33-27 (OT)	Sept. 11, 2016
18 at New Orleans	6-24	27-24 (OT)	Sept. 23, 2012
17 at Buffalo	10-27	27-27	Sept. 22, 1963
17 at Oakland	0-17	28-17	Oct. 25, 1981
17 at Green Bay	14-31	40-34 (OT)	Oct. 12, 2003
16 at San Diego	0-16	24-23	Nov. 2, 1986
14 at N.Y. Jets	3-17	17-17 (OT)	Oct. 2, 1988
14 vs. San Diego	0-14	20-17 (OT)	Dec. 8, 1991
14 vs. N.Y. Giants	3-17	20-17 (OT)	Sept. 10, 1995
14 at Oakland	13-27	28-27	Sept. 8, 1997
14 at Oakland	20-34	37-34	Nov. 28, 1999
14 at Carolina	3-17	20-17	Nov. 13, 2016

**Most Consecutive Games Scoring**

179	1963-76
139	1994-02
91	1987-92
84	2003-08
66	2012-16

**Most Points, Two Consecutive Games**

104 (56, 48)	Oct. 23, 1966 - Oct. 30, 1966
101 (45, 56)	Dec. 8, 2013 - Dec. 15, 2013

**Most First-Half Points, Game**

42 vs. Denver	Oct. 29, 1967
38 at Miami	Sept. 28, 1968
38 at Washington	Dec. 8, 2013
35 vs. Arizona	Dec. 1, 2002
35 vs. St. Louis	Dec. 8, 2002
35 vs. Atlanta	Oct. 24, 2004
35 at Oakland	Dec. 15, 2013

**Most First-Quarter Points, Season**

158	1966
124	2013
113	2004
112	2003
103	1962

**Most First-Quarter Points, Game**

24 at Miami	Sept. 28, 1968
21 12 times, last vs. Denver	Dec. 25, 2016

**Most Second-Quarter Points, Season**



153	2003
149	1997
143	1967
137	1989, 2004, 2010
136	2005

#### Most Second-Quarter Points, Game

28	vs. Denver	Oct. 29, 1967
28	vs. Pittsburgh	Oct. 18, 1971
28	vs. Denver	Dec. 7, 1980
28	vs. San Diego	Dec. 22, 1985
28	at Washington	Sept. 30, 2001
24	vs. Houston	Oct. 30, 1966
24	vs. Indianapolis	Oct. 31, 2004

#### Most Second-Half Points, Game

35	at Denver	Oct. 23, 1966
35	at Denver	Dec. 1, 1972
35	at Tennessee	Dec. 13, 2004
34	at Denver	Jan. 3, 2010
31	at Denver	Sept. 7, 1963
30	vs. Cleveland	Dec. 14, 1975

#### Most Third-Quarter Points, Season

109	1963
106	1964
105	1998
94	1966
93	1999, 2004

#### Most Third-Quarter Points, Game

22	vs. New York Jets	Nov. 5, 1967
22	vs. Buffalo	Oct. 18, 1969
22	vs. Oakland	Nov. 26, 1961
21	at Buffalo	Nov. 6, 1960
21	at Denver	Sept. 7, 1963
21	at Denver	Oct. 1, 1972
21	vs. Oakland	Oct. 3, 1977

#### Most Fourth-Quarter Points, Season

168	2002
140	2004
131	2003
129	1962
127	1960

#### Most Fourth-Quarter Points, Game

23	at Buffalo	Nov. 2, 1969
23	at Cleveland	Sept. 8, 2002
22	at N.Y. Titans	Nov. 24, 1960
20	at Green Bay	Oct. 12, 2003

#### Most Touchdowns, Season

63	2003
62	2004
57	2002
55	1966
52	2013

#### Most Touchdowns, Consecutive Seasons

125 (63, 62)	2003-04
--------------	---------

120 (57, 63)	2002-03
108 (62, 46)	2004-05
104 (55, 49)	1966-67
96 (50, 46)	1962-63

#### Fewest Touchdowns, Season

17	1982 (9 games)
18	2012
20	2011
23	1973
24	1988, 2007

#### Most Touchdowns, Game

8	at Denver	Sept. 7, 1963
8	at Denver	Oct. 23, 1966
8	vs. Atlanta	Oct. 24, 2004
8	at Oakland	Dec. 15, 2013
7	12 times; Last at Tennessee	Dec. 13, 2004

#### Most Touchdowns, Both Teams, Game

13	Kansas City (7) at Seattle (6)	Nov. 27, 1983 (OT)
13	Kansas City (8) at Oakland (5)	Dec. 15, 2013
12	Kansas City (7) vs. Denver (5)	Nov. 1, 1964
12	Kansas City (7) vs. St. Louis (5)	Oct. 22, 2000
12	Kansas City (7) at Tennessee (5)	Dec. 13, 2004

#### Most Consecutive Games Scoring Touchdowns

96	1963-70
64	1997-01
52	1960-63
35	1994-96
33	1976-78

#### Most Offensive Touchdowns, Season

58	2004
56	2003
53	2002
50	1962, 1966
46	1964

#### Fewest Offensive Touchdowns, Season

13	1982 (9 games)
17	2012
18	2011
21	1973, 1974
23	2007
24	1970, 1977, 1987, 1988
25	1979

#### Most Return Touchdowns, Season

11	1992, 1999, 2013
8	2016
7	1995, 1997, 2003

#### Most Defensive Touchdowns, Season

9	1999
8	1992
6	2013, 2015
5	1972, 1974, 1977
4	1960, 1967, 1981, 1986, 1995, 1997, 2016

2 1966, 1967, 1997, 2015, 2016

1 10 times, Last; 2009

#### **Fewest Defensive Touchdowns, Season**

0 1962, 1976, 1978, 1988, 2006, 2012

1 1961, 1975, 1976, 1989, 1998, 2001, 2002, 2007

#### **Most Defensive Touchdowns, Game**

3 vs. Denver Dec. 27, 1992

2 15 times, last at Baltimore Dec. 20, 2015

#### **Most Interception Return TDs, Season**

6 1992

5 1972, 1974, 1999, 2013

4 1960, 1986, 1997, 2015, 2016

#### **Most Fumble Return TDs, Season**

4 1999

3 1997, 1980, 1981

2 1989, 1991, 1992, 1993, 1995, 2013

#### **Most Special Teams Touchdowns, Season**

5 1986, 1987, 2013

4 1995, 2003, 2016

3 1969, 1992, 2002, 2009

#### **Most Special Teams Touchdowns, Game**

3 at Pittsburgh Dec. 21, 1986

2 vs. Cleveland Sept. 30, 1990

2 vs. St. Louis Dec. 8, 2002

2 at Washington Dec. 8, 2013

#### **Most Points After Touchdown, Season**

58 2003, 2004

54 2002

52 2013

48 1966

47 1962

#### **Fewest Points After Touchdown, Season**

17 1982 (9 games), 2012

20 2011

21 1973, 2007

23 1988

#### **Most Points After Touchdown, Game**

8 at Denver Sept. 8, 1963

8 at Denver Oct. 23, 1966

8 vs. Atlanta Oct. 24, 2004

8 at Oakland Dec. 15, 2013

#### **Most Two-Point Attempts, Season**

6 2001

5 1997

4 1961, 1994, 2008, 2015

3 1964, 1965, 1966, 1967, 1995, 2002, 2003, 2007

#### **Most Two-Point Conversions, Season**

3 1961, 1965, 1994, 2001

#### **Most Two-Point Attempts, Game**

2 vs. Buffalo Oct. 18, 1964

2 at Houston Oct. 24, 1965

2 at St. Louis Oct. 26, 1997

2 at Denver Nov. 14, 2010

2 at Greeb Bay Sept. 28, 2015

2 at Oakland Nov. 20, 2015

#### **Most Two-Point Conversions, Game**

2 at Houston Oct. 24, 1965

2 at St. Louis Oct. 26, 1997

#### **Most Field Goals Attempted, Season**

44 1971

42 1970

40 1968

#### **Fewest Field Goals Attempted, Season**

17 1964

18 1977

20 2003

22 1979, 2008

#### **Most Field Goals Attempted, Game**

7 vs. Buffalo Dec. 19, 1971

7 vs. Cincinnati Oct. 4, 2015

6 8 times; Last at New Orleans Sept. 23, 2012

#### **Most Field Goals Attempted, Both Teams, Game**

10 Kansas City (7) vs. Buffalo (3) Dec. 19, 1971

10 Kansas City (5) at San Diego (5) Oct. 29, 1972

10 Kansas City (6) vs. Denver (4) Dec. 16, 2001

10 Kansas City (5) vs. Denver (5) Sept. 28, 2008

#### **Most Field Goals Made, Season**

34 1990

31 2016

30 1968, 1970, 2015

28 2012

27 1969, 1988, 1997, 1998, 2001, 2005

#### **Fewest Field Goals Made, Season**

7 1961

8 1963, 1964

12 1979

#### **Most Field Goals Made, Game**

7 at Cincinnati Oct. 4, 2015

6 at New Orleans Sept. 23, 2012

5 at Buffalo Nov. 2, 1969

5 vs. Buffalo Dec. 7, 1969

5 vs. Buffalo Dec. 19, 1971

5 vs. L.A. Raiders Sept. 12, 1985

5 vs. Cincinnati Nov. 13, 1988

5 at Chicago Dec. 29, 1990

5 vs. Denver Sept. 20, 1993

5 vs. Minnesota Oct. 2, 2011

8 12 times; Last at Denver      Dec. 30, 2012

#### Most Field Goals Made, Both Teams, Game

*9 Kansas City (4) at San Diego (5)	Sept. 29, 1996
*NFL RECORD	
8 Kansas City (5) vs. Buffalo (3)	Dec. 19, 1971
8 Kansas City (4) vs. Denver (4)	Sept. 28, 2008
7 Kansas City (5) vs. Buffalo (2)	Dec. 7, 1969
7 Kansas City (4) vs. Denver (3)	Dec. 16, 2001
7 Kansas City (3) at Indianapolis (4)	Oct. 10, 2010
7 Kansas City (6) at New Orleans (1)	Sept. 23, 2012
7 Kansas City (7) at Cincinnati (0)	Oct. 4, 2015

#### Most Consecutive Games Scoring Field Goals

18	2001-02
16	1970
15	2005
11	1968-69, 1971-72, 1985-86
10	1980-81, 2013

#### Most Safeties, Season

3	1988, 1997
---	------------

#### Most Safeties, Game

1	21 times; Last at Denver	Nov. 27, 2016
---	--------------------------	---------------

## First Downs

#### Most First Downs, Season

*398	2004
348	2003
347	2005
343	2002
324	2001

\*NFL RECORD

#### Fewest First Downs, Season

163	1982 (9 games)
183	1970
208	1973

#### Most First Downs, Game (All 30+)

36	vs. Atlanta	Oct. 24, 2004
33	vs. Indianapolis	Oct. 31, 2004
32	at Houston	Oct. 24, 1965
32	at Seattle	Nov. 24, 2002
32	vs. Oakland	Dec. 25, 2004
31	at Oakland	Nov. 5, 2000
30	vs. Cleveland	Nov. 9, 2003
30	at L.A. Raiders	Dec. 22, 1991
30	vs. Seattle	Oct. 29, 2006
30	at Denver	Nov. 14, 2010

#### Fewest First Downs, Game

4	at Tampa Bay	Dec. 16, 1979
5	at San Diego	Dec. 12, 2010
7	at Boston	Oct. 23, 1964
7	at Oakland	Dec. 12, 1970
7	at Denver	Dec. 9, 2007
7	at Oakland	Dec. 16, 2012

#### Most First Downs, Both Teams, Game

64	KC (32) at Seattle (32)	Nov. 24, 2002
62	KC (31) at Oakland (31)	Nov. 5, 2000
59	KC (26) at Seattle (33)	Nov. 27, 1983 (OT)
58	KC (24) at Denver (34)	Nov. 18, 1974

#### Fewest First Downs, Both Teams, Games

15	Kansas City (7) vs. Denver (8)	Dec. 6, 1970
18	Kansas City (7) at Boston (11)	Oct. 23, 1964

#### Most Rushing First Downs, Season

160	1978, 1981
140	2002
138	2004, 2005
130	1980
129	1969, 1997, 2010

#### Fewest Rushing First Downs, Season

66	2007
71	1982 (9 games)
79	1985
83	1970, 1983, 1986
84	2000

#### Most Rushing First Downs, Game

21	vs. Atlanta	Oct. 24, 2004
20	vs. Houston	Oct. 1, 1961
18	vs. Oakland	Oct. 20, 1968
18	vs. Seattle	Nov. 22, 1981
18	at Detroit	Nov. 28, 1996
16	8 times; Last vs. Buffalo	Oct. 7, 1991

#### Fewest Rushing First Downs, Game

*0	at Cincinnati	Nov. 24, 1974
0	vs. Pittsburgh	Nov. 10, 1985
0	at L.A. Raiders	Dec. 6, 1992
0	at Denver	Oct. 27, 1996
0	at Arizona	Oct. 8, 2006
0	vs. Jacksonville	Oct. 7, 2007
0	at Oakland	Dec. 16, 2012
1	11 times; Last at Baltimore	Sept. 13, 2009

\*NFL RECORD

#### Most Passing First Downs, Season

228	2004
211	1994
208	1983
207	2000
201	2003

#### Fewest Passing First Downs, Season

79	1982 (9 games)
86	1970
89	1968
91	1979
93	1973

#### Most Passing First Downs, Game (All 20+)

26 vs. Oakland	Dec. 25, 2004
24 at Denver	Nov. 14, 2010
23 at Oakland	Nov. 5, 2000
21 at Dallas	Nov. 20, 1983
21 at Denver	Oct. 17, 1994
21 at Denver	Dec. 7, 2003
20 vs. Indianapolis	Oct. 31, 2004

#### Fewest Passing First Downs, Game

1 vs. Oakland	Oct. 20, 1968
1 vs. Houston	Sept. 10, 1978
1 at Tampa Bay	Dec. 16, 1979
2 5 times; Last at Denver	Dec. 30, 2012

#### Most Penalty First Downs, Season

34 2013
33 1996, 1998
32 2004, 2015
30 2000
29 1966, 1978, 1984, 1986

#### Fewest Penalty First Downs, Season

4 1969
8 1965
9 1973
10 1999
11 1968, 1972

#### Most Penalty First Downs, Game

9 vs. L.A. Raiders	Oct. 3, 1993
7 vs. L.A. Raiders	Sept. 17, 1989
7 vs. Seattle	Oct. 17, 1996
6 at Tennessee	Dec. 13, 2004
6 at Oakland	Nov. 7, 2010
5 8 times; Last vs. Denver	Nov. 17, 2013

#### Fewest Penalty First Downs, Game

0 Many times; Last, at Atlanta	Dec. 4, 2016
--------------------------------	--------------

## Net Yards Passing and Rushing

#### Most Net Yards, Season

6,695 2004
6,192 2005
6,000 2002
5,910 2003
5,692 1994

#### Most Net Yards, Consecutive Seasons

12,887 (6,695, 6,192)	2004-05
12,605 (5,910, 6,695)	2003-04
11,910 (6,000, 5,910)	2002-03
11,673 (5,673, 6,000)	2001-02
11,335 (6,192, 5,143)	2005-06

#### Fewest Net Yards, Season

2,498 1982 (9 games)
3,536 1973

3,577 1970
3,828 1974
3,936 1977

#### Most Net Yards, Game (All 500+)

614 at Denver	Oct. 23, 1966
590 vs. Indianapolis	Oct. 31, 2004
566 vs. Detroit	Oct. 14, 1990
552 at Seattle	Nov. 24, 2002
551 vs. Buffalo	Sept. 30, 1962
546 at Washington	Sept. 30, 2001
542 at Houston	Oct. 24, 1965
540 vs. Atlanta	Oct. 24, 2004
537 at San Diego	Dec. 11, 1983
537 vs. Cincinnati	Jan. 1, 2006
524 at Denver	Jan. 3, 2010
521 vs. Detroit	Dec. 14, 2003
520 vs. Denver	Nov. 1, 1964
513 at Oakland	Nov. 5, 2000
512 vs. Seattle	Dec. 27, 1987
510 vs. Houston	Nov. 28, 1965
510 at New Orleans	Sept. 23, 2012
508 at Cincinnati	Sept. 28, 1969
507 vs. Indianapolis	Dec. 23, 2012
506 vs. San Diego	Oct. 14, 1984
504 at New Orleans	Sept. 8, 1985
504 at N.Y. Jets	Oct. 6, 2002
503 at Seattle	Nov. 28, 2010
502 at Buffalo	Oct. 3, 1976
500 at Oakland	Dec. 5, 2004

#### Fewest Net Yards, Game

62 vs. Oakland	Nov. 8, 1963
67 at San Diego	Dec. 12, 2010
80 at Tampa Bay	Dec. 16, 1979
104 at Buffalo	Oct. 29, 1973
106 at Oakland	Dec. 8, 1973

#### Most Net Yards, Both Teams, Game

1,095 KC (590) vs. Indianapolis (505)	Oct. 31, 2004
1,086 KC (552) at Seattle (534)	Nov. 24, 2002
1,036 KC (524) at Denver (512)	Jan. 3, 2010
1,013 KC (537) at San Diego (476)	Dec. 11, 1983
986 KC (513) at Oakland (473)	Nov. 5, 2000

#### Fewest Net Yards, Both Teams, Game

323 KC (178) at N.Y. Jets (145)	Nov. 7, 1971
335 KC (244) vs. Houston (91)	Oct. 12, 1969
338 KC (62) vs. Oakland (276)	Nov. 8, 1963

#### Most Games, 400 or More Net Yards, Season

9 2004
7 2005, 2010
6 1994, 2000, 2002
5 1969, 2001, 2003
4 1960, 1961, 1962, 1976, 1983, 1997, 2016
3 1964, 1965, 1966, 1967, 1974, 1981, 1989, 1990, 1991, 2009, 2011, 2012

#### Most Consecutive Games, 400 or More Net Yards

5 2004
4 1976, 2005
3 1974, 2000, 2010

**Most Games, 300 or More Net Yards**

15	2004
14	2005
13	2002
12	1989, 1995, 1999, 2003, 2010, 2013, 2015
11	1966, 1983, 1991, 1996, 2016
10	1964, 1968, 1981, 1984, 1993, 1994, 2000, 2001, 2014

**Most Consecutive Games, 300 or More Net Yards**

16	2004-05
13	2001-02
11	2005
10	1966-67, 1989, 2003
8	2010
7	1981, 1991

**Most Plays, Season**

1,098	1994
1,089	2004
1,074	1983
1,063	2010
1,059	1995
1,059	2005

**Fewest Plays, Season**

573	1982 (9 games)
775	1970
831	1968
833	1965
836	1971

**Most Plays, Game**

92	at New Orleans	Sept. 23, 2012
91	at Cincinnati	Sept. 3, 1978
86	vs. N.Y. Giants	Nov. 3, 1974
86	vs. Seattle	Sept. 28, 1997
85	at Jacksonville	Nov. 9, 1997
84	vs. Denver	Oct. 24, 1976
84	at San Diego	Nov. 12, 1978

**Fewest Plays, Game**

38	at Oakland	Dec. 12, 1970
38	at Tampa Bay	Dec. 16, 1979
41	at San Diego	Oct. 7, 1962
41	at San Diego	Dec. 12, 2010
42	at Oakland	Dec. 8, 1973
44	at Detroit	Nov. 25, 1971
44	at New England	Oct. 11, 1998
44	at Baltimore	Sept. 13, 2009

## *Rushing*

**Most Rushing Attempts, Season**

663	1978
610	1981
569	1979
559	1989
556	2010
552	1980

**Most Rushing Attempts, Consecutive Seasons**

1,232 (663, 569)	1978-79
1,162 (552, 610)	1980-81
1,121 (569, 552)	1979-80
1,089 (456, 663)	1977-78
1,063 (559, 504)	1989-90

**Fewest Rushing Attempts, Season**

269	1982 (9 games)
379	2008
383	2000, 2007
387	1983
400	1963

**Most Rushing Attempts, Game**

69	at Cincinnati	Sept. 3, 1978
60	vs. Oakland	Oct. 20, 1968
57	vs. Seattle	Nov. 5, 1989

**Fewest Rushing Attempts, Game**

9	at Oakland	Nov. 5, 2000
10	vs. Jacksonville	Oct. 7, 2007
10	at Oakland	Dec. 16, 2012
11	at New England	Oct. 11, 1998
12	at Oakland	Dec. 8, 1973
12	at Denver	Oct. 27, 1996
13	vs. Buffalo	Nov. 23, 2008
14	at San Diego	Sept. 29, 1963
14	vs. Pittsburgh	Nov. 10, 1985
14	at L.A. Raiders	Dec. 6, 1992
14	at Jacksonville	Nov. 8, 2009

**Most Rushing Attempts, Both Teams, Game**

102	KC (52) at San Diego (50)	Nov. 12, 1978 (OT)
100	KC (41) vs. Denver (59)	Sept. 24, 1978

**Fewest Rushing Attempts, Both Teams, Game**

37	KC (21) vs. Houston (16)	Dec. 16, 1990
40	KC (17) at Buffalo (23)	Dec. 12, 1965

**Most Games, 40 or More Rushing Attempts, Season**

9	1978
8	1973, 1981
7	1968
6	1962, 1969, 1989
5	1976, 1979, 1980, 1997, 2010

**Most Games, 30 or More Rushing Attempts, Season**

14	1978
13	1981
12	1971, 1975, 1980
11	1969, 1989, 1990, 2005, 2006
10	1968, 1972, 1973, 1974, 1979, 1995, 1999, 2010

**Most Consecutive Games, 40 or More Rushing Attempts**

4	1968, 1978
3	1962, 1973, 1996

**Most Consecutive Games, 30 or More Rushing Attempts**

15	1980-81
8	1975, 1977-78
7	1972, 1978, 1978-79
6	1970, 1980, 1989, 1999

**Most Rushing Yards, Season**

2,986	1978
2,633	1981
2,627	2010
2,407	1962
2,395	2012

**Most Rushing Yards, Home, Season**

1,488	1981
1,468	1962
1,463	2010
1,436	1978
1,390	1961

**Most Rushing Yards Per Game, Season**

213.3 (2,986 in 16 games)	1978
171.9 (2,407 in 14 games)	1962
164.6 (2,633 in 16 games)	1981
164.2 (2,627 in 16 games)	2010
162.4 (2,274 in 14 games)	1966

**Most Rushing Yards Per Game, Home, Season**

209.7 (1,468 in 7 games)	1962
198.6 (1,390 in 7 games)	1961
186.0 (1,488 in 8 games)	1981
182.9 (1,463 in 8 games)	2010
179.5 (1,436 in 8 games)	1978

**Most Rushing Yards, Consecutive Seasons**

5,302 (2,986, 2,316)	1978-79
4,829 (1,843, 2,986)	1977-78
4,671 (2,289, 2,382)	2004-05
4,590 (2,183, 2,407)	1961-62

**Fewest Rushing Yards, Season**

943	1982 (9 games)
1,248	2007
1,254	1983
1,465	2000
1,468	1986

**Fewest Rushing Yards Per Game, Season**

78.0 (1,248 in 16 games)	2007
78.4 (1,254 in 16 games)	1983
91.6 (1,465 in 16 games)	2000
91.8 (1,468 in 16 games)	1986
92.9 (1,486 in 16 games)	1985

**Most Rushing Yards, Game (All 300+)**

398 vs. Houston	Oct. 1, 1961
380 at Denver	Oct. 23, 1966
352 vs. Indianapolis	Dec. 23, 2012

320 vs. Buffalo	Sept. 30, 1962
317 at Denver	Jan. 3, 2010
313 vs. Cincinnati	Oct. 26, 1969
310 vs. Detroit	Oct. 14, 1990
302 at Houston	Oct. 24, 1965

**Fewest Rushing Yards, Game**

0 vs. Denver	Dec. 19, 1965
10 vs. Jacksonville	Oct. 7, 2007
10 at Oakland	Dec. 16, 2012
14 at New England	Oct. 11, 1998
16 at Denver	Dec. 9, 2007
17 at Boston	Nov. 18, 1960
17 at L.A. Raiders	Dec. 6, 1992

**Most Games, 200 or More Rushing Yards**

8	1978
6	2010
5	1962
4	1968, 1979, 1981, 2002
3	1961, 1967, 1991, 2001, 2004, 2012
2	1960, 1963, 1965, 1966, 1969, 1970, 1975, 1989, 1996, 1997, 2005, 2006

**Most Rushing Yards, Both Teams, Game**

519 Kansas City (168) vs. Cleveland (351)	Dec. 20, 2009
502 Texans (398) vs. Houston (104)	Oct. 1, 1961
502 Texans (284) vs. Oakland (218)	Nov. 26, 1961
479 Kansas City (251) vs. Detroit (228)	Nov. 23, 1975

**Fewest Rushing Yards, Both Teams, Game**

75 KC (20) at Houston (55)	Sept. 29, 1974
105 KC (27) vs. Boston (78)	Nov. 17, 1968
111 Dallas Texans (108) at SD (3)	Nov. 19, 1961
111 KC (48) at San Diego (63)	Oct. 13, 1985

**Most 10+ Yard Rushes, Season (Since 1990)**

73	2002
72	2010
67	2005
64	2012
63	2001

**Most 10+ Yard Rushes, Game (Since 1990)**

11	at Oakland (10 Holmes, 1 Cloud)	Dec. 9, 2001
10	at Seattle (9 Holmes, 1 Morton)	Nov. 24, 2002
10	vs. Buffalo (7 Charles, 3 Jones)	Oct. 31, 2010
9	vs. Detroit (5 Word, 3 Okoye, 1 McNair)	Oct. 14, 1990
9	vs. Denver (5 Richardson, 2 Grbac, 1 Alexander, 1 Moreau)	Dec. 17, 2000
9	vs. Atlanta (6 Holmes, 3 Blaylock, 1 Hall)	Oct. 24, 2004
9	vs. Indianapolis (6 Holmes, 2 Morton, 1 Johnson)	Oct. 31, 2004



9	vs. Indianapolis	Dec. 23, 2012
(4 Charles, 4 Hillis, 1 McCluster)		

#### Highest Rushing Average, Season

5.18	1966
5.15	2002
5.03	1962
4.97	1961
4.79	2012

#### Lowest Rushing Average, Season

3.24	1983
3.26	2007
3.39	1980
3.40	1986
3.43	1992

#### Most Rushing Touchdowns, Season

32	2003
31	2004
26	2002, 2005
24	1960
23	1961

#### Most Rushing Touchdowns, Consecutive Seasons

*63 (32, 31)	2003-04
58 (26, 32)	2002-03
57 (31, 26)	2004-05
47 (24, 23)	1960-61
44 (23, 21)	1961-62

\*NFL RECORD

#### Fewest Rushing Touchdowns, Season

3	1982 (9 games)
5	2011
6	1972, 2007
7	1987
8	1988, 2009

#### Most Rushing Touchdowns, Game

*8 vs. Atlanta	Oct. 24, 2004
5 at Denver	Oct. 23, 1966
4 14 times; Last vs. Detroit	Nov. 1, 2015

\* NFL RECORD

#### Most Rushing Touchdowns, Both Teams, Game

8 Kansas City (8) vs. Atlanta (0)	Oct. 24, 2004
7 Texans (4) vs. Boston (3)	Sept. 8, 1962
7 Kansas City (4) at Denver (3)	Oct. 10, 1965

## Passing

#### Highest Passer Rating, Season

97.1	1962
96.4	1968
95.4	2015
94.9	1990, 2004
93.5	2002

#### Lowest Passer Rating, Season

52.7	1961
52.9	1977
54.0	1979
55.2	1974
59.3	1978

#### Most Passes Attempted, Season

641	1983
615	1994
593	1984
582	2000
563	2007

#### Most Passes Attempted, Consecutive Seasons

1,234 (641, 593)	1983-84
1,146 (615, 531)	1994-95
1,110 (582, 528)	2000-01
1,105 (490, 615)	1993-94
1,104 (593, 511)	1984-85
1,104 (563, 541)	2007-08

#### Fewest Passes Attempted, Season

264	1982 (9 games)
270	1968
289	1970
313	1973
322	1962

#### Most Passes Attempted, Game

59 at Dallas	Nov. 20, 1983
55 at San Diego	Oct. 9, 1994
55 at Miami	Dec. 12, 1994
54 at Denver	Nov. 16, 1986
54 at Denver	Oct. 17, 1994
54 at San Diego	Sept. 29, 1996
54 vs. San Diego	Nov. 24, 1996

#### Fewest Passes Attempted, Game

3 vs. Oakland	Oct. 20, 1968
6 at Oakland	Dec. 13, 1969
10 vs. Denver	Sept. 24, 1978

#### Most Passes Attempted, Both Teams, Game

100 KC (46) vs. Tampa Bay (54)	Oct. 28, 1964
95 KC (54) at San Diego (41)	Sept. 29, 1996
90 KC (59) at Dallas (31)	Nov. 20, 1983
90 KC (41) at San Diego (49)	Dec. 11, 1983

#### Fewest Passes Attempted, Both Teams, Game

26 KC (6) at Oakland (20)	Dec. 13, 1969
26 KC (13) at Tampa Bay (13)	Dec. 16, 1979
27 KC (14) vs. Houston (13)	Sept. 10, 1978

#### Most Passes Completed, Season

370	2004
369	1983
366	1994
365	2016
342	2000

**Most Passes Completed, Consecutive Seasons**

709 (339, 370)	2003-04
687 (370, 317)	2004-05
675 (310, 365)	2015-16
674 (369, 305)	1983-84
666 (366, 300)	1994-95
654 (310, 344)	2015-16
653 (287, 366)	1993-94

**Fewest Passes Completed, Season**

145 1982 (9 games)
154 1970
156 1968

**Most Passes Completed, Game**

39 at Oakland	Nov. 5, 2000
37 at San Diego	Oct. 9, 1994
34 at Denver	Oct. 17, 1994
34 at Denver	Dec. 7, 2003
34 vs. San Diego	Sept. 11, 2016
33 at Dallas	Nov. 20, 1983
33 at Miami	Dec. 12, 1994
33 at San Diego	Jan. 2, 2005
33 at Detroit	Dec. 23, 2007
33 at Denver	Nov. 14, 2010

**Fewest Passes Completed, Game**

2 vs. Oakland	Oct. 20, 1968
2 at Oakland	Dec. 13, 1969
5 7 times: Last at Seattle	Dec. 17, 1978

**Most Passes Completed, Both Teams, Game**

62 Kansas City (31) at San Diego (31)	Dec. 11, 1983
59 Kansas City (34) vs. San Diego (25)	Sept. 11, 2016
57 Kansas City (31) at San Diego (26)	Oct. 30, 2005
56 Kansas City (33) at Denver (23)	Nov. 14, 2010
55 Kansas City (23) vs. San Diego (32)	Oct. 14, 1984
55 Kansas City (26) vs. Tampa Bay (29)	Oct. 28, 1984

**Fewest Passes Completed, Both Teams, Game**

11 Kansas City (10) vs. San Diego (1)	Sept. 20, 1998
12 Kansas City (7) at Tampa Bay (5)	Dec. 16, 1979
13 Kansas City (2) at Oakland (11)	Dec. 13, 1969
13 Kansas City (8) vs. Boston (5)	Oct. 11, 1970

**Most 20+ Yard Completions, Season (Since 1990)**

60 2004
59 2000
55 2003
53 2001
51 2005

**Most 20+ Yard Completions, Game (Since 1990)**

9 vs. St. Louis (6 Grbac, 2 Moon, 1 Morris)	Oct. 22, 2000
9 at Denver (9 Cassel)	Nov. 14, 2010
7 at L.A. Raiders (7 Krieg)	Dec. 6, 1992

7 at San Diego (7 Gannon)	Nov. 22, 1998
7 at Oakland (7 Grbac)	Nov. 5, 2000
7 at Arizona (7 Green)	Oct. 21, 2001
7 vs. Indianapolis (7 Green)	Oct. 31, 2004

**Most Passing Yards, Season**

4,406 2004
4,341 1983
4,149 2000
3,981 2003
3,960 1994

**Most Passing Yards, Consecutive Seasons**

8,553 (4,684, 3,869)	1983-84
8,387 (3,981, 4,406)	2003-04
8,271 (4,408, 3,863)	2000-01
8,216 (4,406, 3,810)	2004-05
7,817 (3,409, 4,408)	1999-00

**Fewest Passing Yards, Season**

1,555 1982 (9 games)
1,660 1979
1,719 1970

**Most Gross Passing Yards, Game (All 400+)**

504 at Oakland	Nov. 5, 2000
469 at Denver	Nov. 14, 2010
435 vs. Denver	Nov. 1, 1964
432 at Dallas	Nov. 20, 1983
412 vs. Denver	Dec. 19, 1965
411 at San Diego	Dec. 11, 1983
400 at Green Bay	Oct. 12, 2003

**Most Net Passing Yards, Game**

474 at Oakland	Nov. 5, 2000
433 at Denver	Nov. 14, 2010
406 at San Diego	Dec. 11, 1983
400 at Green Bay	Oct. 12, 2003
395 at New Orleans	Sept. 8, 1985

**Fewest Gross Passing Yards, Game**

16 vs. Oakland	Oct. 20, 1968
39 vs. Houston	Nov. 15, 1981
42 at Seattle	Sept. 30, 1979
44 at Denver	Oct. 8, 1961
46 at Tampa Bay	Dec. 16, 1979

**Fewest Net Passing Yards, Game**

-22 vs. Oakland	Nov. 8, 1963
15 at Seattle	Sept. 30, 1979
16 vs. Oakland	Oct. 20, 1968
18 at Denver	Oct. 4, 1970
19 at San Diego	Dec. 12, 2010

**Most Net Passing Yards, Both Teams, Game**

859 Kansas City (387) vs. IND (472)	Oct. 31, 2004
782 Kansas City (406) at San Diego (376)	Dec. 11, 1983
732 Kansas City (433) at Denver (299)	Nov. 14, 2010
716 Kansas City (474) at Oakland (242)	Nov. 5, 2000

698 Kansas City (229) at Oakland (469)	Nov. 3, 1968
--	--------------

#### Fewest Passing Yards, Both Teams, Game

67 Kansas City (22) at Tampa Bay (45)	Dec. 16, 1979
81 Kansas City (34) vs. Houston (47)	Sept. 10, 1978

#### Most Individual 100-Yard Receiving Games, Season

14	2000, 2004
11	1964
8	1966, 1983
7	1987, 2003, 2006, 2007, 2016
6	1961, 1968, 1988, 2002, 2005, 2008

#### Most Consecutive Individual 100-Yard Receiving Games, Season

7	2000
6	2004
4	1964, 2016
3	1966, 1984, 1992, 1994, 2005, 2007, 2010
2	1961, 1962, 1963, 1965, 1968, 1969, 1980, 1982, 1983, 1985, 1987, 1988, 1989, 1998, 1999, 2001, 2006, 2007, 2008, 2011

#### Most Times Sacked, Season

57	1980
55	2007
53	1975

#### Fewest Times Sacked, Season

19	1994
21	1978, 1991, 1995, 2003
22	1990

#### Most Times Sacked, Game

10 vs. Baltimore	Nov. 2, 1980
9 vs. San Diego	Dec. 2, 2007
8 at Pittsburgh	Dec. 5, 1982
8 vs. L.A. Raiders	Dec. 12, 1982

#### Most Times Sacked, Both Teams, Game

13 Kansas City (2) vs. Cleveland (11)	Sept. 30, 1984
13 Kansas City (6) vs. Houston (7)	Sept. 21, 1986

#### Most Consecutive Games Without Allowing A Sack

3	1988, 2000
---	------------

#### Most Consecutive Seasons Leading League, Completion Percentage

*4	1966-69
	*NFL RECORD

#### Highest Completion Percentage, Season

66.85	546-365	2016
65.95	561-370	2004
65.54	473-310	2015
63.25	536-339	2003
62.52	507-317	2005
61.22	470-287	2002

60.99	546-333	2013
-------	---------	------

#### Lowest Completion Percentage, Season

44.36	(399-177)	1961
48.05	(435-209)	1960
48.90	(409-200)	1965
49.33	(521-257)	1986
50.38	(395-199)	1965

#### Most Passing Touchdowns, Season

32	1964
31	1966
30	1963
29	1983, 2000

#### Fewest Passing Touchdowns, Season

7	1978, 1979
8	2012
10	1973, 1982 (9 games)
11	1974, 1977
13	1981, 2011

#### Most Passing Touchdowns, Game

6 vs. Denver	Nov. 1, 1964
5 7 times: Last at Oakland	Dec. 15, 2013

#### Most Passing Touchdowns, Both Teams, Game

9 Kansas City (4) at Denver (5)	Nov. 14, 2010
8 Kansas City (6) vs. Denver (2)	Nov. 1, 1964
8 Kansas City (4) at San Diego (4)	Dec. 11, 1983
8 Kansas City (3) vs. IND (5)	Oct. 31, 2004

#### Most Passes Had Intercepted, Season

27	1961
26	1977
25	1974

#### Fewest Passes Had Intercepted, Season

5	1990
6	2014
7	2015
8	1982 (9 games), 2010, 2016
9	2013
10	1993, 1994, 1997, 2005

#### Most Passes Had Intercepted, Game

7 vs. Pittsburgh	Oct. 13, 1974
6 at Seattle	Nov. 4, 1984
6 vs. L.A. Raiders	Oct. 20, 1985

#### Most Passes Had Intercepted, Both Teams, Game

9 Kansas City (3) vs. Miami (6)	Nov. 13, 1966
8	8 times
Last; Kansas City (2) at Oakland (6)	Oct. 23, 2011

## Punting

#### Most Seasons Leading League (Average Distance)

\*6 1968, 1971-73, 1979, 1984

\*NFL RECORD

#### Most Consecutive Seasons Leading League

3 1971-73

#### Most Punts, Season

104 1999

99 1986

98 1984

#### Fewest Punts, Season

38 1982 (9 games)

54 1962

55 2004

57 1991

#### Most Punts, Game

11 at N.Y. Jets Sept. 18, 1965

11 vs. Baltimore Sept. 2, 1979

11 at San Francisco Nov. 17, 1985

11 at Cleveland Nov. 19, 1989

11 vs. San Diego Nov. 13, 1994

11 at Chicago Dec. 4, 2011

10 vs. Denver Oct. 6, 1974

10 at Oakland Oct. 5, 1980

10 at N.Y. Jets Oct. 2, 1988

10 at San Diego Nov. 26, 2000

10 at N.Y. Jets Dec. 30, 2007

10 at Jacksonville Sept. 8, 2013

#### Fewest Punts, Game

0 at L.A. Raiders Dec. 22, 1991

0 vs. Carolina Dec. 10, 2000

#### Highest Punting Average Distance, Season

46.83 (83-3,887) 2012

45.89 (89-4,084) 2011

45.53 (80-3,642) 1973

45.33 (89-4,034) 2013

45.26 (65-2,942) 1968

#### Lowest Punting Average Distance, Season

36.06 (54-1,947) 1962

37.83 (64-2,422) 2002

38.53 (70-2,697) 1981

#### Most Punts Had Blocked, Season

2 1974, 1975, 1985, 1999

#### Most Punts Had Blocked, Game

2 vs. Denver Oct. 27, 1985

## Punt Returns

#### Most Seasons Leading League (Average Return)

6 1960, 1968, 1970, 1979-80, 2003

#### Most Punt Returns, Season (All 50+)

59 2013

58 1979, 1995, 1999

52 2010

#### Fewest Punt Returns, Season

15 1982 (9 games)

24 2004

26 1961, 1963, 2008

#### Most Punt Returns, Game

9 at Oakland Nov. 15, 2009

8 vs. San Diego Nov. 10, 1974

8 at St. Louis Dec. 19, 2010

7 vs. Oakland Sept. 23, 1979

7 vs. N.Y. Giants Oct. 21, 1979

7 vs. Detroit Sept. 26, 1999

7 at Denver Dec. 5, 1999

7 at Oakland Oct. 21, 2007

7 at Jacksonville Sept. 8, 2013

7 at Washington Dec. 8, 2013

#### Most Punt Returns, Both Teams, Game

15 Kansas City (6) vs. Baltimore (9) Sept. 2, 1979

#### Most Punt Return Yards, Season (All 600+)

695 2013

640 1999

612 1979

#### Fewest Punt Return Yards, Season

126 1972

129 1982 (9 games)

150 1971

#### Most Punt Return Yards, Game

177 at Washington Dec. 8, 2013

160 vs. San Diego Sept. 13, 2010

141 vs. Oakland Sept. 23, 1979

139 at Denver Dec. 5, 1999

131 vs. Boston Dec. 11, 1960

#### Highest Punt Return Average, Season

16.42 (33-542) 2003

15.03 (33-496) 1960

14.80 (40-592) 2016

14.53 (40-581) 1980

14.52 (31-450) 1968

#### Lowest Punt Return Average, Season

4.34 (29-126) 1972

4.69 (32-150) 1971

6.50 (26-169) 2008

6.53 (32-209) 2009

#### Most Punt Return Touchdowns, Season

2 1968, 1979, 1980, 1992, 1999, 2002, 2003, 2013, 2016

1 1960, 1965, 1966, 1987, 1995, 1997, 2006, 2010

**Most Punt Return Touchdowns, Game**

1 27 times; Last at San Diego Jan. 1, 2017

**Most Punt Return Touchdowns, Both Teams, Game**

\*2 Kansas City (1) at Buffalo (1) Sept. 11, 1966

\*NFL RECORD

## Kickoff Returns

**Most Kickoff Returns, Season**

80 2008

77 2009

75 2004

70 1987, 2000

68 2005

**Fewest Kickoff Returns, Season**

31 1973

34 1982 (9 games)

35 2015

37 1962

38 1968, 1998

39 1992

**Most Kickoff Returns, Game**

11 vs. Buffalo Nov. 23, 2008

10 vs. Oakland Nov. 2, 1967

10 vs. Seattle Sept. 20, 1987

9 vs. Pittsburgh Nov. 10, 1985

**Most Kickoff Return Yards, Season**

1,820 2004

1,716 2008

1,666 2009

1,591 2005

1,577 2003

**Fewest Kickoff Return Yards, Season**

722 1992

723 1982 (9 games)

725 1973

736 1968

784 1990

**Most Kickoff Return Yards, Game**

251 at Miami Dec. 12, 1994

245 at San Diego Oct. 15, 1967

236 vs. Pittsburgh Nov. 10, 1985

**Highest Kickoff Return Average, Season**

\*29.91 (44-1,316) 2013

27.64 (53-1,465) 1961

26.59 (41-1,090) 1969

25.81 (37-955) 1962

\*NFL RECORD

**Lowest Kickoff Return Average, Season**

16.52 (56-925) 1988

17.04 (46-784) 1990

17.20 (54-929)

1983

**Most Kickoff Return Touchdowns, Season**

2 1987, 1995, 2003, 2004, 2013

1 1961, 1963, 1967, 1969, 1986, 1994, 1996,

1997, 2002, 2005, 2009, 2014, 2016

**Most Kickoff Return Touchdowns, Game**

1 23 times; Last at Denver Nov. 27, 2016

## Fumbles

**Most Fumbles, Season**

42 1980

**Fewest Fumbles, Season**

\*7 2002

13 1982 (9 games), 2003

15 2010

16 2015

17 1995, 1996, 2011

18 2016

19 2001

\*NFL RECORD

**Most Fumbles, Game**

\*10 vs. Houston Oct. 12, 1969

\*NFL RECORD

**Most Fumbles, Both Teams, Game**

\*14 Kansas City (10) vs. Houston (4) Oct. 12, 1969

\*NFL RECORD

**Most Fumbles Lost, Season**

24 1981, 1987

21 1965, 1977

**Fewest Fumbles Lost, Season**

\*2 2002

4 1982 (9 games)

6 2003, 2010

8 1967, 1991, 2008, 2015

9 1992, 1999, 2001, 2016

\*NFL RECORD

**Most Fumbles Lost, Game**

6 vs. Houston Oct. 12, 1969

**Most Turnovers, Season**

47 1977

46 1981

41 1965, 1987, 1989

40 1964

**Fewest Turnovers, Season**

\*12 1982 (9 games)

14 2010

15 2002, 2015

17 2014, 2016

18 2003, 2013

19 1990

\*NFL RECORD

#### Most Turnovers, Game

9 vs. Buffalo Oct. 17, 1965

9 vs. Pittsburgh Oct. 13, 1974

8 vs. San Diego Sept. 20, 1981

#### Most Turnovers, Both Teams, Game

16 Kansas City (7) vs. Houston (9) Oct. 12, 1969

## Penalties

#### Fewest Penalties, Season

43 1982 (9 games)

52 1963

56 1964

61 1966

#### Most Penalties, Season

\*158 1998

127 1994

126 1999

122 1993, 1996

\*NFL RECORD

#### Fewest Penalties, Game

\*0 vs. Buffalo Oct. 2, 1966

0 vs. Oakland Dec. 8, 1974

1 24 times; Last at San Diego Dec. 29, 2013

\*NFL RECORD

#### Most Penalties, Game

17 at Seattle Nov. 8, 1998

15 vs. San Diego Sept. 20, 1998

14 at Atlanta Sept. 18, 1994

14 at Denver Oct. 17, 1994

#### Fewest Penalties, Both Teams, Game

1 Kansas City (0) vs. Buffalo (1) Oct. 2, 1966

#### Most Penalties, Both Teams, Game

30 Kansas City (17) at Seattle (13) Nov. 8, 1998

27 Kansas City (12) at Oakland (15) Nov. 7, 2010

26 Kansas City (7) vs. San Diego (19) Oct. 16, 1997

26 Kansas City (11) vs. Oakland (15) Dec. 24, 2011

25 Kansas City (11) vs. Denver (14) Sept. 20, 1993

24 Kansas City (13) at L.A. Raiders (11) Oct. 9, 1983

24 Kansas City (12) vs. L.A. Raiders (12) Sept. 16, 1984

24 Kansas City (10) vs. L.A. Raiders (14) Dec. 13, 1987

24 Kansas City (14) at Atlanta (10) Sept. 18, 1994

24 Kansas City (14) at Denver (10) Oct. 17, 1994

24 Kansas City (15) vs. San Diego (9) Sept. 20, 1998

24 Kansas City (10) at Oakland (14) Oct. 23, 2011

24 Kansas City (9) at Denver (15) Nov. 27, 2016

#### Fewest Yards Penalized, Season

371 1982 (9 games)

515 1974

577 2006

602 2001

604 1964

#### Most Yards Penalized, Season

\*1,304 1998

\*NFL Record

#### Fewest Yards Penalized, Game

0 vs. Buffalo Oct. 2, 1966

0 vs. Oakland Dec. 8, 1974

1 vs. San Diego Dec. 22, 2002

3 vs. Buffalo Sept. 11, 2011

5 11 times; Last at San Diego Dec. 29, 2013

#### Most Yards Penalized, Game

154 vs. Oakland Nov. 1, 1970

152 at Seattle Nov. 8, 1998

141 at San Diego Oct. 25, 1987

#### Fewest Yards Penalized, Both Teams, Game

10 Kansas City (10) vs. Boston (0) Nov. 17, 1968

10 Kansas City (0) vs. Oakland (10) Dec. 8, 1974

10 Kansas City (5) at Denver (5) Dec. 7, 2008

#### Most Yards Penalized, Both Teams, Game

259 KC (141) at San Diego (118) Oct. 25, 1987

258 KC (126) vs. L.A. Raiders (132) Sept. 16, 1984





## Scoring

### Fewest Points Allowed, Season

170	1968
177	1969
184	1982 (9 games)
192	1973
208	1971

### Lowest Scoring Average, Season

12.1 (170 in 14 games)	1968
12.6 (177 in 14 games)	1969
13.7 (192 in 14 games)	1973
14.5 (232 in 16 games)	1997
14.9 (208 in 14 games)	1971

### Most Points Allowed, Season

440	2008
435	2004
425	2012
424	2009

### Highest Scoring Average, Season

27.5 (440 in 16 games)	2008
27.2 (435 in 16 games)	2004
26.9 (376 in 14 games)	1976
26.6 (425 in 16 games)	2012
26.5 (424 in 16 games)	2009

### Most Points Allowed, Game

54 vs. Buffalo	Nov. 23, 2008
51 at Seattle	Nov. 27, 1983 (OT)
50 at Buffalo	Oct. 3, 1976
49 at Oakland	Nov. 5, 2000
49 at Denver	Nov. 14, 2010

### Most First-Half Points Allowed, Game

35 at San Diego	Oct. 25, 1987
35 at Denver	Nov. 14, 2010
34 vs. Seattle	Dec. 11, 1977
31 Seven times, last at Pittsburgh	Oct. 15, 2006

### Fewest First-Half Points Allowed, Season

74	1969
95	1982 (9 games)
97	1965
101	1973
103	1968

### Most First-Quarter Points Allowed, Season

101	1998
95	1976, 2012
93	2009
92	1997
88	1987

### Fewest First-Quarter Points Allowed, Season

29	1963, 1969
30	1973
32	1970
33	1965, 1966
37	1984

### Most First-Quarter Points Allowed, Game

31 at Buffalo	Sept. 13, 1962
22 at Pittsburgh	Oct. 2, 2016
21 at Denver	Nov. 16, 1986
21 at Denver	Nov. 14, 2010
17 vs. Oakland	Nov. 23, 1967
17 at Denver	Oct. 27, 1996
17 vs. Pittsburgh	Sept. 14, 2003
17 at Denver	Sept. 26, 2005
17 vs. San Diego	Sept. 30, 2012

### Most Second-Quarter Points Allowed, Season

152	2004
141	2008
135	1985
133	1999
127	1961, 1984

### Fewest Second-Quarter Points Allowed, Season

45	1969
55	1979, 1982 (9 games)
57	1968, 1992
59	1995
64	1965

### Most Second-Quarter Points Allowed, Game

28 vs. San Diego	Nov. 15, 1964
28 vs. Oakland	Oct. 16, 1966
28 at Baltimore	Dec. 21, 1980
28 at Seattle	Nov. 4, 1984
28 at Seattle	Sept. 11, 1988
24 at Oakland	Nov. 3, 1968

### Most Third-Quarter Points Allowed, Season

106	2008, 2012
103	2001
100	2009
98	1975
95	2011

### Fewest Third-Quarter Points Allowed, Season

22	1971
29	1995
31	1982 (9 games)
34	1974
35	1973

**Most Third-Quarter Points Allowed, Game**

28 at Houston	Oct. 24, 1965
22 at Boston	Nov. 18, 1960
21 Nine times; Last at Baltimore	Sept. 13, 2009

**Most Fourth-Quarter Points Allowed, Season**

139	1961
130	1983, 2002
129	2004
127	1976
121	1985

**Fewest Fourth-Quarter Points Allowed, Season**

27	1968
44	1997
54	2013
56	1973
57	1960, 1962, 1981

**Most Fourth-Quarter Points Allowed, Game**

24 at New Orleans	Sept. 8, 1985
22 vs. Denver	Nov. 1, 1964
21 12 times; Last at San Diego	Nov. 1, 2012

**Most Second-Half Points Allowed, Game**

38 at Houston	Oct. 24, 1965
37* at Seattle	Nov. 27, 1983
35 vs. San Diego	Oct. 20, 1963
35 vs. Pittsburgh	Nov. 7, 1976
31 at Miami	Sept. 22, 1985
31 at Miami	Dec. 12, 1994
31 vs. San Diego	Nov. 24, 2013

\*Includes three in OT

**Fewest Second-Half Points Allowed, Season**

67	1968
89	1982 (9 games)
91	1973, 1997
96	1971
101	1972

**Fewest Touchdowns Allowed, Season**

18	1968
19	1969
21	1971

**Most Touchdowns Allowed, Season**

53	2004
51	1976
49	2008
48	2009
47	2012

**Most Touchdowns Allowed, Game**

7 at Buffalo	Oct. 3, 1976
7 at Oakland	Nov. 5, 2000
7 at Denver	Nov. 14, 2010
6 16 times; Last at Pittsburgh	Oct. 2, 2016

**Most Shutouts, Season**

3 1960

2 1967, 1969

**Most Consecutive Shutouts**

2 1960	Dec. 4-11, 1960
--------	-----------------

**Most Games Allowed 10 Points or Less, Season**

9	1968
7	1969
6	1973, 1979, 1990, 1995

**Most Consecutive Games Allowed 10 Points or Less**

5	1968
3	1960, 1968, 1995, 1997

**Largest Opponent Comeback Victories**

Opponent	Deficit	Final	Date
21 vs. Tampa Bay	24-3	27-30 (OT)	Nov. 2, 2008
18 vs. Philadelphia	24-6	31-37	Oct. 2, 2005
18 vs. San Diego	21-3	21-22	Dec. 14, 2008
17 at Houston	17-0	36-38	Oct. 24, 1965
17 vs. L.A. Raiders	17-0	17-24	Oct. 5, 1986
17 at Chicago	17-0	27-28	Nov. 13, 1977
17 at San Diego	34-17	37-38	Nov. 22, 1998
17 vs. Oakland	17-0	38-41 (OT)	Jan. 2, 2000

## First Downs

**Fewest First Downs Allowed, Season**

170	1982 (9 games)
181	1969
200	1965
204	1964

**Most First Downs Allowed, Season**

367	2002
344	1987, 2008
342	2016
336	1985
335	1984

**Fewest First Downs Allowed, Game**

5 vs. Oakland	Dec. 7, 1997
6 at Boston	Sept. 21, 1969
6 vs. Boston	Oct. 11, 1970
6 at Chicago	Dec. 29, 1990
7 10 times; Last at Washington	Oct. 18, 2009

**Most First Downs Allowed, Game**

35 vs. San Diego	Oct. 19, 1986
34 at Denver	Nov. 18, 1974
34 at Cleveland	Oct. 30, 1977

**Fewest Rushing First Downs Allowed, Season**

52	1968
53	1969
67	1965

\*NFL RECORD

#### Most Rushing First Downs Allowed, Season

169	1977
162	1988
149	1975

#### Fewest Rushing First Downs Allowed, Game

*0	vs. Houston	Dec. 4, 1960
0	vs. Buffalo	Dec. 3, 1967
0	at Denver	Oct. 3, 1971
0	at Oakland	Dec. 3, 1995
0	vs. Oakland	Dec. 7, 1997
0	vs. St. Louis	Dec. 8, 2002
0	vs. N.Y. Jets	Sept. 11, 2005
1	19 times; Last vs. Oakland	Dec. 24, 2011

\*NFL RECORD

#### Most Rushing First Downs Allowed, Game

21	vs. Pittsburgh	Nov. 7, 1976
20	at Oakland	Dec. 28, 2002
19	at Cleveland	Oct. 30, 1977

#### Fewest Passing First Downs Allowed, Season

92	1982 (9 games)
95	1973
111	1969, 1970

#### Most Passing First Downs Allowed, Season

227	2002
209	2016
202	2000
195	2008
193	2015, 2016

#### Fewest Passing First Downs Allowed, Game

*0	at Houston	Oct. 9, 1988
0	vs. San Diego	Sept. 20, 1998
2	8 times; Last at Denver	Jan. 1, 2012

\*NFL RECORD

#### Most Passing First Downs Allowed, Game

25	at Denver	Nov. 18, 1974
25	at Denver	Nov. 14, 2010
22	at Cincinnati	Dec. 6, 1987
22	vs. Philadelphia	Oct. 2, 2005

#### Fewest Penalty First Downs Allowed, Season

9	1982 (9 games)
11	1964
13	1980

#### Most Penalty First Downs Allowed, Season

*56	1998
40	2004
36	1993
34	2015
33	1987

#### Most Penalty First Downs Allowed, Game

7	2 times; Last N.Y. Jets	Dec. 11, 2011
6	9 times; Last at Atlanta	Dec. 4, 2016

## Net Yards Allowed Passing and Rushing

#### Fewest Yards Allowed, Season

2,733	1982 (9 games)
3,163	1969
3,575	1973
3,667	1970
3,749	1965

#### Most Yards Allowed, Season

6,291	2008
6,248	2002
6,211	2009
6,037	2004
5,896	2016

#### Fewest Yards Allowed, Game

89	vs. Seattle	Dec. 24, 1995
91	vs. Houston	Oct. 12, 1969
93	vs. Oakland	Dec. 7, 1997
100	at Boston	Sept. 21, 1969
105	vs. Boston	Dec. 14, 1963
105	vs. Boston	Oct. 11, 1970

#### Most Yards Allowed, Game

563	vs. Houston	Dec. 16, 1990
542	at N.Y. Jets	Oct. 2, 1988 (OT)
542	at Tennessee	Dec. 13, 2004
539	at Oakland	Nov. 3, 1968
539	vs. Oakland	Oct. 3, 1977
535	vs. Denver	Dec. 1, 2013

#### Fewest Plays Allowed, Season

556	1982 (9 games)
808	1969
813	1971

#### Most Plays Allowed, Season

1,159	1984
1,126	1985
1,102	1981

#### Fewest Plays Allowed, Game

39	vs. Houston	Oct. 22, 1967
39	vs. Oakland	Dec. 7, 1997
40	vs. Cincinnati	Oct. 13, 1968
40	at Boston	Sept. 21, 1969

#### Most Plays Allowed, Game

97	at N.Y. Jets	Oct. 2, 1988 (OT)
95	vs. San Diego	Oct. 19, 1986

91 vs. Chicago

Nov. 8, 1981

## Rushing

### Fewest Rushing Attempts Allowed, Season

279 1982 (9 games)  
316 1969  
343 1967

### Most Rushing Attempts Allowed, Season

634 1977  
609 1988  
601 1978

### Fewest Rushing Attempts Allowed, Game

9 at Oakland Dec. 5, 2004  
11 at New Orleans Sept. 4, 1994  
11 at Oakland Dec. 3, 1995  
12 at N.Y. Jets Nov. 27, 1966  
12 at Seattle Nov. 28, 2010

### Most Rushing Attempts Allowed, Game

65 at Buffalo Oct. 29, 1973  
62 at Tampa Bay Dec. 16, 1979  
61 at Oakland Dec. 8, 1973  
61 vs. Chicago Nov. 8, 1981

### Fewest Rushing Yards Allowed, Season

980 1960  
1,066 1982 (9 games)  
1,091 1969

### Fewest Rushing Yards Per Game Allowed, Season

70.0 (980 in 14 games) 1960  
77.9 (1,091 in 14 games) 1969  
82.9 (1,327 in 16 games) 1995

### Most Rushing Yards Allowed, Season

2,971 1977  
2,861 1976  
2,712 1975

### Most Rushing Yards Per Game Allowed, Season

211.8 (2,971 in 14 games) 1977  
204.4 (2,861 in 14 games) 1976  
193.7 (2,712 in 14 games) 1975

### Fewest Rushing Yards Allowed, Game

-27 vs. Houston Dec. 4, 1960  
3 at San Diego Nov. 19, 1961  
8 at Oakland Dec. 3, 1995

### Most Rushing Yards Allowed, Game

351 vs. Cleveland Dec. 20, 2009  
332 vs. Tennessee Oct. 19, 2008  
330 vs. Pittsburgh Nov. 7, 1976  
322 at Cleveland Oct. 30, 1977  
300 vs. Oakland Sept. 14, 2008

### Fewest Individual 100-Yard Games Allowed, Season

0 1960, 1969, 1971, 1981, 1995

### Most Individual 100-Yard Games Allowed, Season

9 2003  
8 1976, 1977, 2007

### Fewest Rushing Touchdowns Allowed, Season

4 1968  
5 2016  
6 1969, 1971  
7 1982 (9 games), 1995, 2013, 2015

### Most Rushing Touchdowns Allowed, Season

25 2008  
24 1975, 1976  
23 1977, 1988

### Most Rushing Touchdowns Allowed, Game

5 vs. Pittsburgh Nov. 7, 1976  
5 at Denver Dec. 7, 2003  
4 6 times; Last vs Tennessee Oct. 19, 2008

## Passing

### Fewest Pass Attempts Allowed, Season

262 1982 (9 games)  
324 1973  
325 1975  
333 1977

### Most Pass Attempts Allowed, Season

616 2002  
607 2015  
598 2016  
596 1995  
592 2013

### Fewest Pass Attempts Allowed, Game

8 vs. Denver Nov. 13, 2011  
9 at N.Y. Jets Nov. 7, 1971  
9 vs. Oakland Dec. 8, 1974  
10 vs. L.A. Raiders Sept. 16, 1973  
10 at San Diego Dec. 18, 1988

### Most Pass Attempts Allowed, Game

65 vs. San Diego Oct. 19, 1986  
61 vs. Seattle Sept. 29, 1985  
60 at Oakland Oct. 5, 1980

### Fewest Pass Completions Allowed, Season

155 1982 (9 games)  
157 1973  
175 1977  
186 1972, 1975  
195 1970

**Most Pass Completions Allowed, Season**

403	2002
350	2016
348	2008
349	2015
334	2013

**Fewest Pass Completions Allowed, Game**

1	vs. San Diego	Sept. 20, 1998
2	vs. Denver	Nov. 13, 2011
3	vs. Houston	Oct. 22, 1967
3	at N.Y. Jets	Nov. 7, 1971
3	vs. Oakland	Dec. 8, 1974
4	at San Diego	Nov. 2, 1986
4	at Houston	Oct. 9, 1988

**Most Pass Completions Allowed, Game**

39	at New England	Sept. 22, 2002
37	vs. San Diego	Dec. 22, 1985
37	vs. San Diego	Oct. 19, 1986
37	vs. New Orleans	Oct. 23, 2016
35	vs. Oakland	Oct. 27, 2002
34	vs. L.A. Raiders	Sept. 12, 1985
34	vs. San Diego	Dec. 14, 2008

**Fewest Passing Yards Allowed, Season**

1,619	1973
1,667	1982 (9 games)
1,942	1973
2,010	1970

**Most Passing Yards Allowed, Season**

4,203	2004
4,181	2002
3,988	2015
3,962	2013
3,958	2016

**Fewest Passing Yards Allowed, Game**

-19	vs. San Diego	Sept. 20, 1998
9	vs. N.Y. Jets	Nov. 7, 1971
12	vs. Oakland	Dec. 8, 1974

**Most Passing Yards Allowed, Game**

499	vs. Houston	Dec. 16, 1990
472	vs. Indianapolis	Oct. 31, 2004
469	at Oakland	Nov. 3, 1968

**Fewest Individual 300-Yard Games Allowed, Season**

0	1962, 1970, 1971, 1972, 1973, 1974, 1977, 1978, 1988, 2000
---	--

**Most Individual 300-Yard Games Allowed, Season**

8	2002
---	------

**Fewest Passing Touchdowns Allowed, Season**

10	1969
11	1971, 1973
12	1982 (9 games), 1988

**Most Passing Touchdowns Allowed, Season**

32	2004
29	2012
27	2002
25	1964, 1976, 1980, 1987, 2000, 2005, 2009, 2013, 2015
24	1999

**Most Passing Touchdowns Allowed, Game**

5	vs. Indianapolis	Oct. 31, 2004
5	at Denver	Nov. 14, 2010
5	vs. Denver	Dec. 1, 2013
5	at Green Bay	Sept. 28, 2015
5	at Pittsburgh	Oct. 2, 2016
4	16 times; Last at Detroit	Sept. 18, 2011

## Sacks

**Most Seasons Leading League**

4	1960, 1965, 1969, 1990
---	------------------------

**Most Sacks, Season**

60.0	1990
54.0	1997
51.0	2000
50.0	1984, 1992

**Fewest Sacks, Season**

*10.0	2008
15.0	1982 (9 games)
22.0	1976, 2009
23.0	1988
*NFL RECORD	

**Most Sacks, Game**

11.0	vs. Cleveland	Sept. 30, 1984
10.0	vs. Oakland	Sept. 6, 1998
9.0	at Buffalo	Nov. 2, 1969
9.0	vs. Seattle	Nov. 11, 1990
9.0	vs. Oakland	Oct. 13, 2013

**Most Opponents Yards Lost Attempting to Pass, Season**

439	1968
-----	------

**Fewest Opponents Yards Lost Attempting to Pass, Season**

62	2008
120	1982 (9 games)
137	2009

## Interceptions By

**Most Consecutive Seasons Leading League**

5	1966-70
---	---------

**Most Passes Intercepted By, Season**

37	1968
----	------

33 1966  
32 1960, 1962, 1969

#### Fewest Passes Intercepted By, Season

7 2012  
11 1987  
12 1982 (9 games), 1994

#### Most Passes Intercepted By, Game

7 at San Diego Dec. 8, 1968  
6 8 times; Last vs. New York Jets Sept. 25, 2016

#### Most Consecutive Games, One or More Interceptions By

23 1967-69  
18 1966-67  
16 1982-83

#### Most Yards Returning Interceptions, Season

596 1969  
578 1967  
567 1986

#### Fewest Yards Returning Interceptions, Season

119 2012  
124 2006  
140 1987

#### Most Yards Returning Interceptions, Game

188 vs. N.Y. Titans Dec. 17, 1961  
162 at Oakland Dec. 6, 2015  
142 vs. L.A. Raiders Oct. 28, 1991  
136 vs. Seattle Dec. 11, 1977

#### Most Touchdowns Returning Interceptions, Season

6 1992  
5 1972, 1974, 1999, 2013  
4 1960, 1967, 1986, 1997, 2015, 2016

#### Most Touchdowns Returning Interceptions, Game

2 vs. N.Y. Titans Dec. 17, 1961  
2 at Denver Oct. 1, 1972  
2 at Denver Dec. 19, 1982  
2 vs. San Diego Oct. 19, 1986  
2 vs. Denver Dec. 27, 1992  
2 at Baltimore Oct. 21, 1999  
2 at Denver Jan. 3, 2010  
2 at Oakland Oct. 23, 2011

#### Most Touchdowns Returning Interceptions, Both Teams, Game

\*4 Kansas City (0) at Seattle (4) Nov. 4, 1984  
3 Kansas City (2) vs. San Diego (1) Oct. 19, 1986  
\*NFL RECORD

## Opponents Interceptions

#### Most Yards, Interception Returns Opponents, Season

688 1984

#### Most Yards Interception Returns, Opponent, Game

\*325 at Seattle Nov. 4, 1984  
\*NFL RECORD

#### Most Touchdowns Returning Interceptions Opponents, Season

7 1984

#### Most Touchdowns Returning Interceptions Opponent, Game

\*4 at Seattle Nov. 4, 1984  
\*NFL RECORD

## Punting

#### Most Opponents Punts, Season

102 1995  
98 1999  
94 1969

#### Fewest Opponents Punts, Season

38 1982 (9 games)  
50 2008  
55 1962

#### Lowest Opponents Average Distance, Season

37.0 1986, 1990  
38.6 1982 (9 games)  
38.9 1981

#### Highest Opponents Average Distance, Season

47.6 2011  
46.8 2012  
46.6 2013  
45.7 2005  
45.2 2010

#### Most Opponents Punts Blocked, Season

6 1990  
4 1986  
3 1963, 1982  
2 1966, 1979, 1980, 1989, 1997, 2001, 2002, 2006

#### Most Opponents Punts Blocked, Game

3 vs. Denver Dec. 8, 1963  
2 at Seattle Sept. 30, 1979  
2 vs. Cleveland Sept. 30, 1990

## Punt Returns

#### Most Opponents Punt Returns, Season

60 1984  
55 1974, 1976  
54 1983



**Most Opponents Punt Returns, Game**

9 at Cincinnati	Nov. 24, 1974
-----------------	---------------

**Fewest Punt Return Yards Allowed, Season**

157	2016
170	2015
179	2005
190	1991
219	1962
220	1968

**Most Punt Return Yards Allowed, Season**

702	1977
634	1974
572	1986

**Most Punt Return Yards Allowed, Game**

170 at San Diego	Sept. 26, 1965
------------------	----------------

**Lowest Punt Return Average Allowed, Season**

5.23 (30-157)	2016
6.37 (46-293)	1981
6.43 (49-315)	1979
6.47 (38-246)	2013

**Highest Punt Returns Average Allowed, Season**

15.36 (22-338) (9 games)	1982
14.93 (29-433)	1965
14.04 (50-702)	1977

**Most Punt Returns Touchdowns Allowed, Season**

2	1982, 1990, 2004, 2012
---	------------------------

## Kickoff Returns

**Fewest Opponents Kickoff Returns, Season**

25	2011
27	2012
35	2016
40	1973
42	1982 (9 games)
43	1972, 2013

**Most Opponents Kickoff Returns, Season**

88	2002
87	2003
85	2004
84	1966

**Fewest Kickoff Return Yards Allowed, Season**

605	2011
690	2012
794	1982 (9 games)
843	2016
958	1977

**Most Kickoff Return Yards Allowed, Season**

2,053	2005
2,045	1966
2,043	2003
1,908	2004
1,880	2002

**Most Kickoff Return Yards Allowed, Game**

289 at Denver	Sept. 7, 1963
278 vs. Cleveland	Dec. 20, 2009

**Lowest Kickoff Return Average Allowed, Season**

17.17 (81-1,391)	1990
18.00 (71-1,278)	1986
18.80 (64-1,203)	1992

**Highest Kickoff Return Average Allowed, Season**

25.78 (40-1,031)	1973
25.56 (27-690)	2012
25.37 (54-1,370)	1974

**Most Kickoff Return Touchdowns Allowed, Season**

2	1988
2	1989
2	2009

## Blocked Field Goals

**Most Blocked Field Goals, Season**

6	1960
5	1966
4	1962, 1965, 1973
3	1963, 1967, 1996
2	1982 (9 games), 1986, 1992, 1993, 2003

**Most Blocked Field Goals, Game**

3 at San Diego	Oct. 15, 1967
2 vs. Buffalo	Dec. 18, 1960
2 at Oakland	Nov. 3, 1963
2 at Oakland	Sept. 18, 1966
2 at San Diego	Oct. 15, 1967
2 at Green Bay	Oct. 4, 1973
2 at San Diego	Oct. 17, 1993
2 at San Diego	Nov. 30, 2003

## Fumbles

**Fewest Opponents Fumbles, Season**

16	1971
18	1984, 2011
19	2000, 2012, 2015

**Fewest Opponents Fumbles Recovered, Season**

6	2011, 2012
7	1971, 2015
8	1966, 2004, 2007
9	2010
10	1982 (9 games), 1996

**Most Opponents Fumbles, Season**

42	1981
40	1975
39	1977

**Most Opponents Fumbles Recovered, Season**

26	1994
25	1990
23	1977

## Turnovers

**Fewest Opponents Turnovers, Season**

13	2012
21	2004
22	1982 (9 games), 2007
23	2010
26	2001, 2011

**Most Opponents Turnovers, Season**

51	1983
----	------

49	1962, 1968, 1986
----	------------------

**Most Opponents Turnovers, Game**

9 vs. Houston	Oct. 28, 1962
9 vs. Houston	Oct. 12, 1969
9 vs. St. Louis	Oct. 2, 1983

**Best Turnover Ratio, Season**

26 (45 takes/19 gives)	1990
22 (49 takes/27 gives)	1968
21 (45 takes/21 gives)	1999
18 (49 takes/31 gives)	1962
18 (39 takes/21 gives)	1992
18 (36 takes/18 gives)	2013

**Worst Turnover Ratio, Season**

-24 (13 takes/37 gives)	2012
-13 (28 takes/41 gives)	1987
-11 (22 takes/33 gives)	2007
-8 (33 takes/41 gives)	1965
-8 (33 takes/41 gives)	1989



## Single Game

### Pass Attempts (All 50+)

58 Mark Hermann, San Diego	Dec. 22, 1985
56 Kyle Orton, Denver	Jan. 3, 2010
55 Rich Gannon, Oakland	Oct. 27, 2002
54 Steve DeBerg, Tampa Bay	Oct. 28, 1984
54 Tom Brady, New England	Sept. 22, 2002
52 Jim Plunkett, Oakland	Oct. 5, 1980
50 Brian Griese, Denver	Oct. 20, 2002

### Pass Completions (All 30+)

39 Tom Brady, New England	Sept. 22, 2002
37 Mark Hermann, San Diego	Dec. 22, 1985
37 Drew Brees, New Orleans	Oct. 23, 2016
35 Rich Gannon, Oakland	Oct. 27, 2002
34 Jim Plunkett, Oakland	Sept. 12, 1985
34 Philip Rivers, San Diego	Dec. 14, 2008
33 Drew Bledsoe, New England	Dec. 4, 2000
33 Donovan McNabb, Philadelphia	Oct. 2, 2005
32 Jay Cutler, Denver	Dec. 7, 2008
32 Ben Roethlisberger, Pittsburgh	Nov. 22, 2009
32 Kyle Orton, Denver	Jan. 3, 2010
31 Jim Zorn, Seattle	Sept. 27, 1981
31 Rich Gannon, Oakland	Sept. 9, 2001
31 Marc Bulger, St. Louis	Nov. 5, 2006
31 Jeff Garcia, Tampa Bay	Nov. 2, 2008
31 Derek Carr, Oakland	Dec. 6, 2015
30 Dan Fouts, San Diego	Oct. 14, 1984
30 Tony Romo, Dallas	Sept. 15, 2013

### Passing Yards (All 400+)

527 Warren Moon, Houston	Dec. 16, 1990
472 Peyton Manning, Indianapolis	Oct. 31, 2004
445 Charley Johnson, Denver	Nov. 18, 1974
431 Kyle Orton, Denver	Jan. 3, 2010
426 Billy Volek, Tennessee	Dec. 13, 2004
413 Pete Beathard, Houston	Sept. 9, 1968
410 Tom Brady, New England	Sept. 22, 2002
403 Peyton Manning, Denver	Dec. 1, 2013
400 John Elway, Denver	Dec. 6, 1998

### Touchdown Passes

5 George Blanda, Houston	Oct. 24, 1965
5 Peyton Manning, Indianapolis	Oct. 31, 2004
5 Peyton Manning, Denver	Dec. 1, 2013
5 Aaron Rodgers, Green Bay	Sept. 28, 2015
5 Ben Roethlisberger, Pittsburgh	Oct. 2, 2016

### Interceptions Thrown

6 John Hadl, San Diego	Dec. 8, 1968
6 Ryan Fitzpatrick, N.Y. Jets	Sept. 25, 2016
5 George Blanda, Houston	Oct. 28, 1962
5 John Hadl, San Diego	Dec. 16, 1962
5 Babe Parilli, Boston	Dec. 14, 1963
5 George Blanda, Houston	Oct. 4, 1964
5 Pete Beathard, Houston	Oct. 12, 1969
5 Marty Domres, San Diego	Nov. 9, 1969

5 Alan Pastrana, Denver	Dec. 6, 1970
5 James Harris, San Diego	Nov. 26, 1978
5 Jim Plunkett, Oakland	Oct. 5, 1980
5 Jim Zorn, Seattle	Nov. 9, 1980
5 Dave Krieg, Seattle	Dec. 9, 1984
5 John Elway, Denver	Dec. 14, 1985

### Long Pass (All 80+)

90 N. Johnson to R. Upchurch, Denver	Sept. 21, 1975
89 J. Kemp to E. Dubenion, Buffalo	Oct. 13, 1963
87 S. McNair to M. Clayton, Baltimore	Dec. 10, 2006
87 M. Hasselbeck to B. Obomanu, SEA	Nov. 28, 2010
82 J. Lee to A. Denson, Denver	Nov. 1, 1964
82 D. Lamonica to F. Biletnikoff, Oakland	Nov. 3, 1968
82 B. Griese to S. Sharpe, Denver	Oct. 20, 2002
80 J. Lee to B. Groman	Oct. 22, 1961
80 S. Wyche to B. Trumpy	Sept. 28, 1969

### Pass Receptions

16 Troy Brown, New England	Sept. 22, 2002
14 Kellen Winslow, San Diego	Dec. 11, 1983
14 Jabar Gaffney, Denver	Jan. 3, 2010
13 Joe Washington, Baltimore	Sept. 2, 1979
13 Terrance Mathis, Atlanta	Sept. 18, 1994
13 Tim Brown, Oakland	Oct. 27, 2002
13 Steven Jackson, St. Louis	Nov. 5, 2006

### Receiving Yards (All 200+)

250 Miles Austin, Dallas	Oct. 11, 2009
245 Haywood Jeffires, Houston	Dec. 16, 1990
233 Drew Bennett, Tennessee	Dec. 13, 2004
232 Lance Alworth, San Diego	Oct. 20, 1963
214 Shannon Sharpe, Denver	Oct. 20, 2002
213 Jabar Gaffney, Denver	Jan. 3, 2010
203 Don Maynard, N.Y. Jets	Sept. 15, 1968

### Touchdown Receptions

4 Eric Decker, Denver	Dec. 1, 2013
3 Bob Chandler, Buffalo	Oct. 3, 1976
3 Kellen Winslow, San Diego	Dec. 11, 1983
3 Shannon Sharpe, Denver	Dec. 12, 1993
3 Drew Bennett, Tennessee	Dec. 13, 2004
3 Antonio Gates, San Diego	Oct. 30, 2005
3 Randall Cobb, Green Bay	Sept. 28, 2015

### Rushing Attempts

39 O.J. Simpson, Buffalo	Oct. 29, 1973
39 Ricky Bell, Tampa Bay	Dec. 16, 1979
39 Marion Butts, San Diego	Dec. 17, 1989

### Rushing Yards (All 200+)

286 Jerome Harrison, Cleveland	Dec. 20, 2009
220 Tiki Barber, N.Y. Giants	Dec. 17, 2005
218 Clinton Portis, Denver	Dec. 7, 2003

217 Gary Anderson, San Diego	Dec. 18, 1988
214 Greg Pruitt, Cleveland	Dec. 14, 1975
207 Curt Warner, Seattle	Nov. 27, 1983 (OT)

#### Rushing Touchdowns

5 Clinton Portis, Denver	Dec. 7, 2003
3 Jon Keyworth, Denver	Nov. 18, 1974
3 Greg Pruitt, Cleveland	Dec. 14, 1975
3 Pete Banaszak, Oakland	Dec. 21, 1975
3 Walter Payton, Chicago	Nov. 13, 1977
3 Curt Warner, Seattle	Nov. 27, 1983 (OT)
3 Marcus Allen, L.A. Raiders	Nov. 25, 1990
3 Rodney Hampton, N.Y. Giants	Dec. 19, 1992
3 Terrell Davis, Denver	Dec. 6, 1998
3 Curtis Martin, N.Y. Jets	Nov. 11, 2001
3 Clinton Portis, Denver	Dec. 15, 2002
3 Onterio Smith, Minnesota	Dec. 20, 2003
3 Michael Pittman, Tampa Bay	Nov. 7, 2004
3 Michael Turner, Atlanta	Sept. 21, 2008
3 LenDale White, Tennessee	Oct. 19, 2008
3 Jerome Harrison, Cleveland	Dec. 20, 2009
3 Jeremy Hill, Cincinnati	Oct. 4, 2015

#### Long Run (All 80+)

87 Paul Lowe, San Diego	Sept. 10, 1961
85 LaDainian Tomlinson, San Diego	Dec. 17, 2006
80 LenDale White, Tennessee	Oct. 19, 2008

#### Total Touchdowns

5 Clinton Portis, Denver	Dec. 7, 2003
4 Clinton Portis, Denver	Dec. 15, 2002
4 Eric Decker, Denver	Dec. 1, 2013

#### Interceptions Made

4 Deltha O'Neal, Denver	Oct. 7, 2001
3 David Fulcher, Cincinnati	Oct. 1, 1989

#### Long Interception Return (All 100+)

102 Marcus Coleman, Houston	Sept. 26, 2004
101 Tony Greene, Buffalo	Oct. 3, 1976
100 Speedy Duncan, San Diego	Oct. 15, 1967

#### Long Punt Return

95 Johnny Bailey, Chicago	Dec. 29, 1990
---------------------------	---------------

#### Long Kickoff Return (All 100+)

103 Joshua Cribbs, Cleveland	Dec. 20, 2009
100 Nemiah Wilson, Denver	Oct. 8, 1966
100 Joshua Cribbs, Cleveland	Dec. 20, 2009

#### Long Punt (All 80+)

83 Chris Norman, Denver	Sept. 23, 1984
82 Paul Maguire, San Diego	Nov. 5, 1961

#### Long Field Goal (All 55+)

59 Matt Bryant, Atlanta	Dec. 4, 2016
57 Sebastian Janikowski, Oakland	Dec. 16, 2012
56 Sebastian Janikowski, Oakland	Sept. 14, 2008
56 Matt Prater, Denver	Sept. 28, 2008
55 John Kasay, Seattle	Jan. 2, 1994
55 Kris Brown, Pittsburgh	Oct. 14, 2001
55 Sebastian Janikowski, Oakland	Nov. 25, 2007
55 Nate Kaeding, San Diego	Nov. 29, 2009

#### Times Sacked (All 10.0+)

11 Paul McDonald, Cleveland	Sept. 30, 1984
10 Jeff George, Oakland	Sept. 6, 1998

#### Touchdowns On Interception Returns

2 Dave Brown, Seattle	Nov. 4, 1984
-----------------------	--------------

#### Fumbles

6 Dave Krieg, Seattle	Nov. 5, 1989
-----------------------	--------------



## Service

### Most Games Played, Career

10	John Alt	1984-96
10	Tim Grunhard	1990-00
10	Dave Szott	1990-00
10	Derrick Thomas	1989-99
9	Dan Saleaumua	1989-96
9	Tracy Simien	1991-97
9	Neil Smith	1988-96
8	Len Dawson	1962-75
8	Jonathan Hayes	1985-93
8	Nick Lowery	1980-93
8	Johnny Robinson	1960-71
8	Kevin Ross	1984-93, '97
8	Jim Tyrer	1961-73
8	Jerrel Wilson	1963-77
8	Will Shields	1993-06

6	Ryan Succop (2 games - 6 Att.)	2009-13
6	Cairo Santos (3 games - 6 Att.)	2014-16
5	Mike Mercer (2 games - 5 Att.)	1966

### Most Points After Touchdown, Game

5	Ryan Succop at Indianapolis (5 Att.)	Jan. 4, 2014
4	Mike Mercer at Buffalo (4 Att.)	Jan. 1, 1967
4	Nick Lowery at Houston (4 Att.)	Jan. 16, 1994
4	Morten Andersen vs. IND (4 Att.)	Jan. 11, 2004

### Most Points After Touchdown, No Misses, Career

8	Jan Stenerud (5 games)	
---	------------------------	--

### Most Field Goals Attempted, Career

17	Jan Stenerud (5 games - 17 Att.)	1967-79
12	Nick Lowery (8 games - 12 Att.)	1980-93

### Most Field Goals Attempted, Game

5	Jan Stenerud vs. N.Y. Jets	Dec. 20, 1969
4	Nick Lowery vs. Miami	Jan. 5, 1991
4	Jan Stenerud vs. Miami	Dec. 25, 1971

### Most Field Goals, Career

9	Jan Stenerud (5 games - 17 Att.)	1967-79
8	Nick Lowery (8 games - 12 Att.)	1980-93

### Most Field Goals, Game

3	Jan Stenerud vs. Minnesota	Jan. 11, 1970
3	Nick Lowery at Miami	Jan. 5, 1991
3	Ryan Succop at Indianapolis	Jan. 4, 2014
3	Cairo Santos at Houston	Jan. 9, 2016

### Longest Field Goal

49	Cairo Santos at Houston	Jan. 9, 2016
49	Cairo Santos at Houston	Jan. 9, 2016
48	Jan Stenerud vs. Minnesota	Jan. 11, 1970
48	Cairo Santos vs. Pittsburgh	Jan. 15, 2017
43	Ryan Succop at Indianapolis	Jan. 4, 2014

## Scoring

### Most Points, Career

37	Nick Lowery (8 games - 8 FGs, 13 PATs)	1980-93
35	Jan Stenerud (5 games - 9 FGs, 8 PATs)	1967-79
24	Cairo Santos (3 games - 6 FGs, 6 PATs)	2014-16
18	Mike Garrett (6 games - 3 TDs)	1966-70
18	Marcus Allen (6 games - 3 TDs)	1993-97
18	Knile Davis (3 games - 3 TDs)	2013-15

### Most Points, Game

14	Ryan Succop at Indianapolis	Jan. 4, 2014
12	Abner Haynes vs. Houston	Dec. 23, 1962
12	Mike Garrett at Buffalo	Jan. 1, 1967
12	Ed Podolak vs. Miami	Dec. 25, 1971
12	Dante Hall vs. Indianapolis	Jan. 11, 2004
12	Priest Holmes vs. Indianapolis	Jan. 11, 2004
12	Knile Davis at Indianapolis	Jan. 4, 2014
12	Cairo Santos at Houston	Jan. 9, 2016
11	Jan Stenerud vs. Minnesota	Jan. 11, 1970

### Most Touchdowns, Career

3	Marcus Allen (6 games)	1993-97
3	Mike Garrett (6 games)	1966-70
3	Knile Davis (2 games)	2013-16

### Most Touchdowns, Game

2	Abner Haynes vs. Houston	Dec. 23, 1962
2	Mike Garrett at Buffalo	Jan. 1, 1967
2	Ed Podolak vs. Miami	Dec. 25, 1971
2	Dante Hall vs. Indianapolis	Jan. 11, 2004
2	Priest Holmes vs. Indianapolis	Jan. 11, 2004
2	Knile Davis at Indianapolis	Jan. 4, 2014

### Most Points After Touchdown, Career

13	Nick Lowery (8 games - 14 Att.)	1980-93
8	Jan Stenerud (5 games - 8 Att.)	1967-79

## Rushing

### Most Rushing Attempts, Career

100	Marcus Allen (6 games)	1993-97
61	Mike Garrett (6 games)	1966-70
59	Barry Word (4 games)	1990-92
51	Wendell Hayes (5 games)	1968-74
41	Curtis McClinton (3 games)	1962-69

### Most Rushing Attempts, Game

33	Barry Word vs. L.A. Raiders	Dec. 28, 1991
24	Curtis McClinton vs. Houston	Dec. 23, 1962
24	Priest Holmes vs. Indianapolis	Jan. 11, 2004
22	Wendell Hayes vs. Miami	Dec. 25, 1971

21	Marcus Allen vs. Pittsburgh	Jan. 8, 1994
21	Marcus Allen vs. Indianapolis	Jan. 7, 1996

33	Dave Krieg (4 games)	1992-93
32	Trent Green (2 games)	2001-06
31	Steve DeBerg (3 games)	1988-91

#### Most Rushing Yards Gained, Career

386	Marcus Allen (6 games)	1993-97
208	Wendell Hayes (5 games)	1968-74
197	Barry Word (4 games)	1990-92
186	Mike Garrett (6 games)	1966-70
176	Priest Holmes (1 game)	2001-07

#### Most Rushing Yards Gained, Game

176	Priest Holmes vs. Indianapolis	Jan. 11, 2004
130	Barry Word vs. L.A. Raiders	Dec. 28, 1991
100	Wendell Hayes vs. Miami	Dec. 25, 1971
94	Marcus Allen vs. Indianapolis	Jan. 7, 1996
85	Ed Podolak vs. Miami	Dec. 25, 1971

#### Most Games, 100 or More Rushing Yards, Career

1	Wendell Hayes (5 games)	1968-74
1	Barry Word (3 games)	1990-92
1	Priest Holmes (1 game)	2001-07

#### Longest Run From Scrimmage

48	Priest Holmes vs. Indianapolis	Jan. 11, 2004
41	Jamaal Charles vs. Baltimore	Jan. 9, 2011
33	Jack Spikes vs. Houston	Dec. 23, 1962
32	Ed Podolak vs. Miami	Dec. 25, 1971
26	Christian Okoye at Miami	Jan. 5, 1991

#### Most Rushing Touchdowns, Career

3	Marcus Allen (6 games)	1993-97
3	Mike Garrett (6 games)	1966-70

#### Most Rushing Touchdowns, Game

2	Mike Garrett at Buffalo	Jan. 1, 1967
2	Priest Holmes vs. Indianapolis	Jan. 11, 2004

## Passing

#### Most Passes Attempted, Career

188	Len Dawson (8 games)	1962-75
152	Alex Smith (4 games)	2013-16
141	Joe Montana (4 games)	1993-94
64	Dave Krieg (4 games)	1992-93
54	Trent Green (2 games)	2001-06
53	Steve DeBerg (3 games)	1988-91

#### Most Passes Attempted, Game

50	Alex Smith at New England	Jan. 16, 2016
46	Alex Smith at Indianapolis	Jan. 4, 2014
43	Joe Montana vs. Pittsburgh	Jan. 8, 1994
38	Joe Montana at Houston	Jan. 16, 1994
37	Joe Montana at Miami	Dec. 31, 1994
37	Elvis Grbac vs. Denver	Jan. 4, 1998

#### Most Passes Completed, Career

107	Len Dawson (8 games)	1962-75
96	Alex Smith (4 games)	2013-16
85	Joe Montana (4 games)	1993-94

#### Most Passes Completed, Game

30	Alex Smith at Indianapolis	Jan. 4, 2014
29	Alex Smith at New England	Jan. 16, 2016
28	Joe Montana vs. Pittsburgh	Jan. 8, 1994
26	Joe Montana at Miami	Dec. 31, 1994
24	Elvis Grbac vs. Denver	Jan. 4, 1998
22	Joe Montana at Houston	Jan. 16, 1994

#### Highest Completion Percentage, Career (100 attempts)

63.2	Alex Smith (4 games: 152-96)	2013-16
60.3	Joe Montana (4 games: 141-85)	1993-94
56.9	Len Dawson (8 games: 188-107)	1962-75

#### Highest Completion Percentage, Game (15 completions)

77.3	Alex Smith at Houston (22-17)	Jan. 9, 2016
70.3	Joe Montana at Miami (37-26)	Dec. 31, 1994
69.2	Len Dawson vs. Miami (26-18)	Dec. 25, 1971

#### Most Passing Yards, Career

1,497	Len Dawson (8 games)	1962-75
1,014	Joe Montana (4 games)	1993-94
986	Alex Smith (4 games)	2013-16
454	Dave Krieg (4 games)	1992-93

#### Most Passing Yards, Game

378	Alex Smith at Indianapolis	Jan. 4, 2014
314	Joe Montana at Miami	Dec. 31, 1994
299	Joe Montana at Houston	Jan. 16, 1994
276	Joe Montana vs. Pittsburgh	Jan. 4, 1994

#### Longest Pass Completion

79	Alex Smith at Indianapolis (to Donnie Avery)	Jan. 4, 2014
63	Len Dawson vs. Miami (to Elmo Wright)	Dec. 25, 1971
63	Alex Smith at Indianapolis (to Dwayne Bowe)	Jan. 4, 2014
61	Len Dawson at N.Y. Jets (to Otis Taylor)	Dec. 20, 1969

#### Most Touchdown Passes, Career

7	Len Dawson (8 games)	1962-75
7	Alex Smith (4 games)	2013-16
6	Joe Montana (4 games)	1993-94
2	Steve DeBerg (3 games)	1988-91
2	Dave Krieg (4 games)	1992-93
2	Trent Green (2 games)	2001-06

#### Most Touchdown Passes, Game

4	Alex Smith at Indianapolis	Jan. 4, 2014
3	Joe Montana at Houston	Jan. 16, 1994
2	Len Dawson at Buffalo	Jan. 1, 1967
2	Joe Montana at Miami	Dec. 31, 1994



**Most Passes Had Intercepted, Career**

8 Len Dawson (8 games)	1962-75
4 Mark Vlasic (1 game)	1991-92
4 Joe Montana (4 games)	1993-94

**Most Passes Had Intercepted, Game**

4 Len Dawson at Oakland	Dec. 22, 1968
4 Mark Vlasic at Buffalo	Jan. 5, 1992

## Pass Receiving

**Most Pass Receptions, Career**

27 Otis Taylor (7 games)	1965-75
27 J.J. Birden (8 games)	1990-94
21 Keith Cash (6 games)	1992-96
19 Kimble Anders (7 games)	1991-00
19 Travis Kelce (3 games)	2013-16

**Most Pass Receptions, Game**

8 Ed Podolak vs. Miami	Dec. 25, 1971
8 Stephone Paige at Miami	Jan. 5, 1991
8 Andre Rison vs. Denver	Jan. 4, 1998
8 Dwayne Bowe at Indianapolis	Jan. 4, 2014
8 Travis Kelce at Houston	Jan. 9, 2016
7 Keith Cash vs. Pittsburgh	Jan. 8, 1994
7 Kimble Anders vs. Indianapolis	Jan. 7, 1996
7 Dexter McCluster at Indianapolis	Jan. 4, 2014
7 Knile Davis at Indianapolis	Jan. 4, 2014

**Most Receiving Yards, Career**

481 Otis Taylor (7 games)	1965-75
363 J.J. Birden (8 games)	1990-94
266 Keith Cash (6 games)	1992-96
239 Willie Davis (5 games)	1991-95
228 Travis Kelce (3 games)	2013-16

**Most Receiving Yards, Game (All 100+)**

150 Dwayne Bowe at Indianapolis	Jan. 4, 2014
142 Stephone Paige at Miami	Jan. 5, 1991
128 Travis Kelce at Houston	Jan. 9, 2016
117 Otis Taylor at Oakland	Dec. 22, 1968
110 Ed Podolak vs. Miami	Dec. 25, 1971
110 Andre Rison vs. Denver	Jan. 4, 1998
104 Elmo Wright vs. Miami	Dec. 25, 1971
103 Kimble Anders at Miami	Dec. 31, 1994

**Most Games, 100 or More Receiving Yards, Career**

1 By eight players; Last, Travis Kelce at Houston	Jan. 9, 2016
---	--------------

**Longest Pass Reception**

79 Donnie Avery at Indianapolis (from Alex Smith)	Jan. 4, 2014
63 Elmo Wright vs. Miami (from Len Dawson)	Dec. 25, 1971
63 Dwayne Bowe at Indianapolis (from Alex Smith)	Jan. 4, 2014
61 Otis Taylor at N.Y. Jets (from Len Dawson)	Dec. 20, 1969

**Most Receiving Touchdowns, Career**

2 Otis Taylor (7 games)	1965-75
2 Fred Jones (3 games)	1990-93
2 J.J. Birden (8 games)	1990-94
2 Tony Gonzalez (3 games)	1997-08
2 Albert Wilson (3 games)	2014-16

**Most Receiving Touchdowns, Game**

1 Numerous times; Last, Albert Wilson vs. Pittsburgh	Jan. 15, 2017
--	---------------

## Combined Net Yards

**Most Attempts, Career**

147 Marcus Allen (6 games)	1993-97
88 Mike Garrett (6 games)	1966-70
63 Wendell Hayes (5 games)	1968-74

**Most Attempts, Game**

34 Barry Word vs. L.A. Raiders	Dec. 28, 1991
30 Ed Podolak vs. Miami	Dec. 25, 1971
29 Priest Holmes vs. Indianapolis	Jan. 11, 2004

**Most Net Yards, Career**

541 Marcus Allen (6 games)	1993-97
481 Otis Taylor (7 games)	1965-75
363 J.J. Birden (8 games)	1990-94
350 Ed Podolak (4 games)	1969-77

**Most Net Yards, Game**

*350 Ed Podolak vs. Miami	Dec. 25, 1971
227 Dante Hall vs. Indianapolis	Jan. 11, 2004
208 Priest Holmes vs. Indianapolis	Jan. 11, 2004
150 Dwayne Bowe at Indianapolis	Jan. 4, 2014
142 Stephone Paige at Miami	Jan. 5, 1991

\*NFL RECORD

## Punting

**Most Punts, Career**

43 Jerrel Wilson (8 games)	1963-77
38 Bryan Barker (7 games)	1990-93
22 Dustin Colquitt (6 games)	2005-16
11 Louie Aguiar (3 games)	1994-98

**Most Punts, Game**

8 Jerrel Wilson at Oakland	Jan. 4, 1970
8 Bryan Barker at San Diego	Jan. 2, 1993

**Longest Punt**

66 Dustin Colquitt at Indianapolis	Jan. 6, 2007
62 Louie Aguiar vs. Denver	Jan. 4, 1998
61 Jerrel Wilson vs. Green Bay	Jan. 15, 1967
59 Jerrel Wilson vs. Minnesota	Jan. 11, 1970
56 Jerrel Wilson at Oakland	Jan. 4, 1970

**Highest Punting Average, Career (20 punts)**

46.2 Dustin Colquitt (6 games: 1,016-22)	2005-16
--	---------

44.6 Jerrel Wilson (8 games: 2,005-45)	1963-77
42.4 Bryan Barker (7 games: 1,613-38)	1990-93

5 Noland Smith (1 game)	1967-69
5 Tamarick Vanover (2 games)	1995-99

#### Highest Punting Average, Game (4 punts)

52.3 Dustin Colquitt at IND (314-6)	Jan. 6, 2007
48.5 Jerrel Wilson vs. Minnesota (194-4)	Jan. 11, 1970
47.0 Jerrel Wilson at Oakland (302-6)	Dec. 22, 1968
46.4 Louie Aguiar vs. Denver (232-5)	Jan. 4, 1998

## Punt Returns

#### Most Punt Returns, Career

11 Mike Garrett (6 games)	1966-70
7 Danan Hughes (6 games)	1993-98

#### Most Punt Returns, Game

4 Mike Garrett vs. Oakland	Jan. 4, 1970
4 Tamarick Vanover vs. Indianapolis	Jan. 7, 1996
4 Frankie Hammond Jr. at Houston	Jan. 9, 2016

#### Most Punt Return Yards, Career

84 Danan Hughes (6 games)	1993-98
73 Mike Garrett (6 games)	1966-70
61 Frankie Hammond Jr. (2 games)	2015
44 Tamarick Vanover (2 games)	1995-99

#### Most Punt Return Yards, Game

42 Danan Hughes at Houston	Jan. 16, 1994
37 Mike Garrett at Buffalo	Jan. 1, 1967
34 Tamarick Vanover vs. Indianapolis	Jan. 7, 1996
34 Frankie Hammond Jr. at Houston	Jan. 9, 2016
31 Danan Hughes vs. Pittsburgh	Jan. 8, 1994

#### Longest Punt Return

35 Danan Hughes at Houston	Jan. 16, 1994
27 Mike Garrett at Buffalo	Jan. 1, 1967
15 Danan Hughes vs. Pittsburgh	Jan. 8, 1994

#### Highest Punt Return Average, Career (10 returns)

6.6 Mike Garrett (6 games: 11-73)	1966-70
-----------------------------------	---------

#### Highest Punt Return Average, Game (3 returns)

14.0 Danan Hughes at Houston (3-42)	Jan. 16, 1994
12.3 Mike Garrett at Buffalo (3-37)	Jan. 1, 1967
10.3 Danan Hughes vs. Pittsburgh (3-31)	Jan. 8, 1994

#### Most Touchdowns

0

## Kickoff Returns

#### Most Kickoff Returns, Career

10 John Stephens (3 games)	1993
10 Dante Hall (2 games)	2000-06
7 Quintin Demps (1 game)	2013
5 Bert Coan (2 games)	1963-68

#### Most Kickoff Returns, Game

7 Dante Hall vs. Indianapolis	Jan. 11, 2004
7 Quintin Demps at Indianapolis	Jan. 4, 2014
5 Noland Smith vs. Oakland	Dec. 22, 1968
5 John Stephens at Buffalo	Jan. 23, 1994

#### Most Kickoff Return Yards, Career

266 Dante Hall (2 games)	2000-06
199 John Stephens (3 games)	1993
196 Knile Davis (3 games)	2013-15
187 Quintin Demps (1 game)	2013
154 Ed Podolak (1 game)	1969-77

#### Most Kickoff Return Yards, Game

208 Dante Hall vs. Indianapolis	Jan. 11, 2004
187 Quintin Demps at Indianapolis	Jan. 4, 2014
154 Ed Podolak vs. Miami	Dec. 25, 1971
106 Knile Davis at Houston	Jan. 9, 2016
90 Knile Davis at New England	Jan. 16, 2016

#### Longest Kickoff Return

106 (TD) Knile Davis at Houston	Jan. 9, 2016
92 (TD) Dante Hall vs. Indianapolis	Jan. 11, 2004
78 Ed Podolak vs. Miami	Dec. 25, 1971
46 Dante Hall vs. Indianapolis	Jan. 11, 2004
36 Dexter McCluster vs. Baltimore	Jan. 9, 2011
35 Bert Coan at Buffalo	Jan. 1, 1967

#### Highest Kickoff Return Average, Career (10 returns)

26.6 Dante Hall (2 games: 10-266)	2000-06
19.9 John Stephens (3 games: 10-199)	1993

#### Highest Kickoff Return Average, Game (3 returns)

51.3 Ed Podolak vs. Miami (3-154)	Dec. 25, 1971
30.0 Knile Davis at New England (3-90)	Jan. 16, 2016
29.7 Dante Hall vs. Indianapolis (7-208)	Jan. 11, 2004
26.7 Quintin Demps at Indianapolis (7-187)	Jan. 4, 2014
24.0 John Stephens vs. Pittsburgh (3-72)	Jan. 8, 1994
23.0 Tamarick Vanover vs. Denver (3-69)	Jan. 4, 1998

#### Most Kickoff Return Touchdowns, Career

1 Dante Hall (2 games)	2000-06
1 Knile Davis (2 games)	2013-15

## Interceptions By

#### Most Interceptions, Career

5 Emmitt Thomas (7 games)	1966-78
4 Johnny Robinson (8 games)	1960-71
3 Jim Marsalis (4 games)	1969-75
3 Deron Cherry (4 games)	1981-91

**Most Interceptions, Game**

2	Johnny Robinson vs. Houston	Dec. 23, 1962
2	Jim Marsalis at N.Y. Jets	Dec. 20, 1969
2	Emmitt Thomas at Oakland	Jan. 4, 1970
2	Deron Cherry vs. L.A. Raiders	Dec. 28, 1991
2	Ty Law at Indianapolis	Jan. 6, 2007
2	Husain Abdullah at Indianapolis	Jan. 4, 2014

**Most Consecutive Games, Interceptions**

3	Emmitt Thomas	1969
---	---------------	------

**Most Interception Return Yards, Career**

131	Johnny Robinson (8 games)	1960-71
101	Emmitt Thomas (7 games)	1966-78
65	Jim Marsalis (4 games)	1969-75

**Most Interception Return Yards, Game**

72	Johnny Robinson at Buffalo	Jan. 1, 1967
69	Emmitt Thomas vs. Oakland	Jan. 4, 1970
50	Johnny Robinson vs. Houston	Dec. 23, 1962

**Longest Interception Return**

72	Johnny Robinson at Buffalo	Jan. 1, 1967
62	Emmitt Thomas at Oakland	Jan. 4, 1970
43	Ty Law at Indianapolis	Jan. 6, 2007
37	Johnny Robinson vs. Houston	Dec. 23, 1962

**Most TDs, Career**

0	0
---	---

## Sacks

**Most Sacks, Career**

6.5	Derrick Thomas (10 games)	1989-99
6.5	Neil Smith (9 games)	1988-96
5.0	Aaron Brown (6 games)	1966-72

**Most Sacks, Game**

3	Aaron Brown at Oakland	Jan. 4, 1970
2	Eight times; By seven players	
	Last: Allen Bailey at Houston	Jan. 9, 2016

# Records for: Playoff Team



## Scoring

### Most Points, Game

44 at Indianapolis	Jan. 4, 2014
31 at Buffalo	Jan. 1, 1967
31 vs. Indianapolis	Jan. 11, 2004
30 at Houston	Jan. 9, 2016
28 at Houston	Jan. 16, 1994
27 vs. Pittsburgh	Jan. 8, 1994

### Most Touchdowns, Game

5 at Indianapolis	Jan. 4, 2014
4 at Buffalo	Jan. 1, 1967
4 at Houston	Jan. 16, 1994
4 vs. Indianapolis	Jan. 11, 2004
3 Three times; Last, at Houston	Jan. 9, 2016

## First Downs

### Most First Downs, Game

30 at Indianapolis	Jan. 4, 2014
28 vs. Pittsburgh	Jan. 8, 1994
27 at New England	Jan. 16, 2016
24 at Miami	Dec. 31, 1994
24 vs. Indianapolis	Jan. 11, 2004
23 vs. Miami	Dec. 25, 1971

### Fewest First Downs, Game

7 at Indianapolis	Jan. 6, 2007
8 vs. Baltimore	Jan. 9, 2011
13 at Oakland	Dec. 22, 1968
13 at Oakland	Jan. 4, 1970
14 Three times; Last, at Buffalo	Jan. 5, 1992

## Net Yards Rushing and Passing

### Most Net Yards, Game

513 at Indianapolis	Jan. 4, 2014
451 vs. Miami	Dec. 25, 1971
414 at Miami	Dec. 31, 1994
408 vs. Indianapolis	Jan. 11, 2004
401 vs. Pittsburgh	Jan. 8, 1994

### Fewest Net Yards, Game

126 at Indianapolis	Jan. 6, 2007
161 vs. Baltimore	Jan. 9, 2011
204 vs. L.A. Raiders	Dec. 28, 1991
207 at Oakland	Jan. 4, 1970
213 at Buffalo	Jan. 5, 1992

## Rushing

### Most Rushing Attempts, Game

54 vs. Houston	Dec. 23, 1962
44 vs. Miami	Dec. 25, 1971
41 vs. Minnesota	Jan. 11, 1970

### Fewest Rushing Attempts, Game

14 vs. Pittsburgh	Jan. 15, 2017
17 at Indianapolis	Jan. 6, 2007
18 at Houston	Jan. 16, 1994
19 vs. Green Bay	Jan. 15, 1967
19 at San Diego	Jan. 2, 1993

### Most Rushing Yards, Game

213 vs. Miami	Dec. 25, 1971
199 vs. Houston	Dec. 23, 1962
196 vs. Indianapolis	Jan. 11, 2004
151 vs. Minnesota	Jan. 11, 1970
150 at Indianapolis	Jan. 4, 2014

### Fewest Rushing Yards, Game

44 at Indianapolis	Jan. 6, 2007
52 at Buffalo	Jan. 23, 1994
61 at San Diego	Jan. 2, 1993
61 vs. Pittsburgh	Jan. 15, 2017
67 at N.Y. Jets	Dec. 28, 1968

### Most Rushing Touchdowns, Game

2 at Buffalo	Jan. 1, 1967
2 at Oakland	Jan. 4, 1970
2 vs. Miami	Dec. 25, 1971
2 vs. Indianapolis	Jan. 11, 2004

## Passing

### Most Passing Attempts, Game

52 at Buffalo	Jan. 23, 1994
50 at New England	Jan. 16, 2016
46 at Indianapolis	Jan. 4, 2014
44 vs. Pittsburgh	Jan. 8, 1994
37 at Miami	Dec. 31, 1994
37 vs. Denver	Jan. 4, 1998

### Fewest Passing Attempts, Game

14 vs. Houston	Dec. 23, 1962
14 vs. L.A. Raiders	Dec. 28, 1991
17 at Oakland	Jan. 4, 1970
17 vs. Minnesota	Jan. 11, 1970

### Most Completions, Game

30 at Indianapolis	Jan. 4, 2014
29 vs. Pittsburgh	Jan. 8, 1994
29 at New England	Jan. 16, 2016
26 at Miami	Dec. 31, 1994
25 at Buffalo	Jan. 23, 1994

**Fewest Completions, Game**

7 at Oakland	Jan. 4, 1970
9 vs. Houston	Dec. 23, 1962
9 vs. L.A. Raiders	Dec. 28, 1991
9 vs. Baltimore	Jan. 9, 2011

**Most Gross Passing Yards, Game**

378 at Indianapolis	Jan. 4, 2014
323 at Buffalo	Jan. 23, 1994
314 at Miami	Dec. 31, 1994
299 at Houston	Jan. 16, 1994
299 vs. Pittsburgh	Jan. 8, 1994

**Fewest Gross Passing Yards, Game**

70 vs. Baltimore	Jan. 9, 2011
88 vs. Houston	Dec. 23, 1962
79 vs. L.A. Raiders	Dec. 28, 1991
107 at Indianapolis	Jan. 6, 2007

**Most Times Sacked, Game**

9 at Buffalo	Jan. 1, 1967
7 at San Diego	Jan. 2, 1993
6 vs. Houston	Dec. 23, 1962
6 vs. Green Bay	Jan. 15, 1967

**Most Passing Touchdowns, Game**

4 at Indianapolis	Jan. 4, 2014
3 at Houston	Jan. 16, 1994
2 Three times; Last at Miami	Dec. 31, 1994

**Most Interceptions Thrown, Game**

4 at Oakland	Dec. 22, 1968
4 at Buffalo	Jan. 5, 1992
3 vs. Indianapolis	Jan. 7, 1996
3 vs. Baltimore	Jan. 9, 2011

## Interceptions By

**Most Interceptions By, Game**

5 vs. Houston	Dec. 23, 1962
4 at Oakland	Jan. 4, 1970
4 vs. L.A. Raiders	Dec. 28, 1991
4 at Houston	Jan. 9, 2016

## Penalties

**Most Penalties, Game**

10 at Buffalo	Jan. 5, 1992
7 Three times; Last vs. Denver	Jan. 4, 1998

**Fewest Penalties, Game**

1 at N.Y. Jets	Dec. 28, 1986
2 at Indianapolis	Jan. 6, 2007
2 at Indianapolis	Jan. 4, 2014
3 Twice; Last vs. Indianapolis	Jan. 7, 1996

**Most Yards Penalized, Game**

65 vs. Denver	Jan. 4, 1998
63 at N.Y. Jets	Dec. 20, 1969
62 at San Diego	Jan. 2, 1993

**Fewest Yards Penalized, Game**

5 at N.Y. Jets	Dec. 28, 1986
13 at Indianapolis	Jan. 6, 2007
15 at Miami	Dec. 31, 1994
15 at Indianapolis	Jan. 4, 2014
20 vs. L.A. Raiders	Dec. 28, 1991

## Fumbles

**Most Fumbles, Game**

5 at Oakland	Jan. 4, 1970
3 Three times; Last, vs. Miami	Dec. 31, 1994

**Most Fumbles Lost, Game**

4 at Oakland	Jan. 4, 1970
2 vs. Miami	Dec. 25, 1971
2 vs. Baltimore	Jan. 9, 2011

**Most Turnovers, Game**

5 vs. Baltimore	Jan. 9, 2011
4 at Oakland	Dec. 22, 1968
4 at Oakland	Jan. 4, 1970
4 vs. Miami	Dec. 25, 1971
4 at Buffalo	Jan. 5, 1992
4 vs. Indianapolis	Jan. 7, 1996



## Scoring

### Fewest Points Allowed, Game

0 at Houston	Jan. 9, 2016
6 at N.Y. Jets	Dec. 20, 1969
6 vs. L.A. Raiders	Dec. 28, 1991

### Most Points Allowed, Game

45 at Indianapolis	Jan. 4, 2014
41 at Oakland	Dec. 22, 1968
38 vs. Indianapolis	Jan. 11, 2004
37 at Buffalo	Jan. 5, 1992
35 vs. Green Bay	Jan. 15, 1967
35 at N.Y. Jets	Dec. 28, 1986

### Fewest Touchdowns Allowed, Game

0 at N.Y. Jets	Dec. 20, 1969
0 vs. L.A. Raiders	Dec. 28, 1991
0 at Houston	Jan. 9, 2016
0 vs. Pittsburgh	Jan. 15, 2017

### Most Touchdowns Allowed, Game

6 at Indianapolis	Jan. 4, 2014
5 vs. Green Bay	Jan. 15, 1967
5 at Oakland	Dec. 22, 1968
5 at N.Y. Jets	Dec. 28, 1986
5 vs. Indianapolis	Jan. 11, 2004

## First Downs

### Fewest First Downs Allowed, Game

9 at Buffalo	Jan. 1, 1967
13 vs. Minnesota	Jan. 11, 1970
14 at Houston	Jan. 9, 2016
16 Three times; Last vs. Denver	Jan. 4, 1998

### Most First Downs Allowed, Game

30 at Buffalo	Jan. 23, 1994
29 at Buffalo	Jan. 5, 1992
28 at Indianapolis	Jan. 6, 2007
28 at Indianapolis	Jan. 4, 2014
27 vs. Indianapolis	Jan. 11, 2004

## Net Yards Rushing and Passing

### Fewest Net Yards Allowed, Game

226 at Houston	Jan. 9, 2016
233 at Oakland	Jan. 4, 1970
235 at N.Y. Jets	Dec. 20, 1969
239 vs. Minnesota	Jan. 11, 1970
249 vs. Indianapolis	Jan. 7, 1996

### Most Net Yards Allowed, Game

536 at Indianapolis	Jan. 4, 2014
454 at Oakland	Dec. 22, 1968
448 at Buffalo	Jan. 5, 1992
435 at Indianapolis	Jan. 6, 2007
434 vs. Indianapolis	Jan. 11, 2004

## Rushing

### Fewest Rushing Attempts, Game

13 at Buffalo	Jan. 1, 1967
14 at Houston	Jan. 16, 1994
14 at New England	Jan. 16, 2016
19 vs. Minnesota	Jan. 11, 1970
19 at Indianapolis	Jan. 4, 2014

### Most Rushing Attempts, Game

46 at Buffalo	Jan. 5, 1992
46 at Buffalo	Jan. 23, 1994
43 vs. Miami	Dec. 25, 1971

### Fewest Rushing Yards Allowed, Game

38 at New England	Jan. 16, 2016
39 at Houston	Jan. 16, 1994
40 at Buffalo	Jan. 1, 1967
67 vs. Minnesota	Jan. 11, 1970

### Most Rushing Yards Allowed, Game

229 at Buffalo	Jan. 23, 1994
192 at San Diego	Jan. 2, 1993
188 at Indianapolis	Jan. 6, 2007
180 at Buffalo	Jan. 5, 1992

### Most Rushing Touchdowns Allowed, Game

3 vs. Green Bay	Jan. 15, 1967
3 at Buffalo	Jan. 23, 1994
2 Four times; Last, vs. Indianapolis	Jan. 11, 2004

## Passing

### Fewest Passing Attempts Allowed, Game

19 vs. Denver	Jan. 4, 1998
23 at N.Y. Jets	Dec. 28, 1986
23 vs. L.A. Raiders	Dec. 28, 1991
23 at San Diego	Jan. 2, 1993

### Most Passing Attempts Allowed, Game

46 vs. Houston	Dec. 23, 1962
45 at Oakland	Jan. 4, 1970
45 at Indianapolis	Jan. 4, 2014
43 at Houston	Jan. 16, 1994
42 at New England	Jan. 16, 2016
42 vs. Pittsburgh	Jan. 16, 1994



**Fewest Completions Allowed, Game**

10 vs. Denver	Jan. 4, 1998
12 at Buffalo	Jan. 1, 1967
12 vs. L.A. Raiders	Dec. 28, 1991
12 vs. Indianapolis	Jan. 7, 1996

**Most Completions Allowed, Game**

32 at Houston	Jan. 16, 1994
31 at Indianapolis	Jan. 6, 2007
29 at Indianapolis	Jan. 4, 2014
28 at New England	Jan. 16, 2016
25 vs. Baltimore	Jan. 9, 2011

**Fewest Gross Passing Yards Allowed, Game**

112 vs. Indianapolis	Jan. 7, 1996
136 at Houston	Jan. 9, 2016
140 vs. L.A. Raiders	Dec. 28, 1991
153 at N.Y. Jets	Dec. 28, 1986
160 at Buffalo	Jan. 23, 1994

**Most Passing Yards Allowed, Game**

443 at Indianapolis	Jan. 4, 2014
347 at Oakland	Dec. 22, 1968
306 at Houston	Jan. 16, 1994
304 vs. Indianapolis	Jan. 11, 2004
302 at New England	Jan. 16, 2016

**Most Passing Touchdowns Allowed, Game**

5 at Oakland	Dec. 22, 1968
4 at Indianapolis	Jan. 4, 2014
3 Four times; Last, vs. Indianapolis	Jan. 11, 2004

## Sacks

**Most Sacks, Game**

9 at Houston	Jan. 16, 1994
5 at San Diego	Jan. 2, 1993
4 at Oakland	Jan. 4, 1970
4 at Buffalo	Jan. 1, 1967
4 vs. Baltimore	Jan. 9, 2011

## Interceptions

**Most Interceptions By, Game**

5 vs. Houston	Dec. 23, 1962
4 at Oakland	Jan. 4, 1970
4 vs. L.A. Raiders	Dec. 28, 1991
4 at Houston	Jan. 9, 2016



## Single Game

### Total Points

18	Fred Biletnikoff, Oakland	Dec. 22, 1968
18	Thurman Thomas, Buffalo	Jan. 23, 1994
18	Chris Boswell, Pittsburgh	Jan. 15, 2017
15	Scott Norwood, Buffalo	Jan. 5, 1992
14	Steve Christie, Buffalo	Jan. 23, 1994

### Total Touchdowns

3	Fred Biletnikoff, Oakland	Dec. 22, 1968
3	Thurman Thomas, Buffalo	Jan. 23, 1994
2	Max McGee, Green Bay	Jan. 15, 1967
2	Elijah Pitts, Green Bay	Jan. 15, 1967
2	Warren Wells, Oakland	Dec. 22, 1968
2	Freeman McNeil, N.Y. Jets	Dec. 28, 1986
2	Andre Reed, Buffalo	Jan. 5, 1992
2	Terrell Davis, Denver	Jan. 4, 1998
2	Edgerrin James, Indianapolis	Jan. 11, 2004
2	T.Y. Hilton, Indianapolis	Jan. 4, 2014
2	Donald Brown, Indianapolis	Jan. 4, 2014
2	Rob Gronkowski, New England	Jan. 16, 2016

### Field Goals

6	Chris Boswell, Pittsburgh	Jan. 15, 2017
3	Scott Norwood, Buffalo	Jan. 5, 1992
3	Steve Christie, Buffalo	Jan. 23, 1994
3	Adam Vinatieri, Indianapolis	Jan. 6, 2007
3	Billy Cundiff, Baltimore	Jan. 9, 2011
2	George Blanda, Oakland	Dec. 22, 1968
2	Jim Turner, N.Y. Jets	Dec. 20, 1969
2	Garo Yepremian, Miami	Dec. 25, 1971
2	Jeff Jaeger, L.A. Raiders	Dec. 28, 1991
2	Al Del Greco, Houston	Jan. 16, 1994
2	Pete Stoyanovich, Miami	Dec. 31, 1994
2	Stephen Gostkowski, New England	Jan. 16, 2016

### Pass Attempts (All 40+)

46	George Blanda, Houston	Dec. 23, 1962
45	Andrew Luck, Indianapolis	Jan. 4, 2014
43	Warren Moon, Houston	Jan. 16, 1994
42	Neil O'Donnell, Pittsburgh	Jan. 8, 1994
42	Tom Brady, New England	Jan. 16, 2016
40	Joe Namath, N.Y. Jets	Dec. 20, 1969

### Pass Completions

32	Warren Moon, Houston	Jan. 16, 1994
31	Peyton Manning, Indianapolis	Jan. 6, 2007
29	Andrew Luck, Indianapolis	Jan. 4, 2014
28	Tom Brady, New England	Jan. 16, 2016
25	Joe Flacco, Baltimore	Jan. 9, 2011

### Passing Yards (All 300+)

443	Andrew Luck, Indianapolis	Jan. 4, 2014
345	Daryle Lamonica, Oakland	Dec. 22, 1968
306	Warren Moon, Houston	Jan. 16, 1994
304	Peyton Manning, Indianapolis	Jan. 11, 2004

302 Tom Brady, New England Jan. 16, 2016

### Long Pass

69	Jack Kemp to Elbert Dubenion, Buffalo	Jan. 1, 1967
----	--	--------------

### Touchdown Passes

5	Daryle Lamonica, Oakland	Dec. 22, 1968
4	Andrew Luck, Indianapolis	Jan. 4, 2014
3	Pat Ryan, N.Y. Jets	Dec. 28, 1986
3	Jim Kelly, Buffalo	Jan. 5, 1992
3	Neil O'Donnell, Pittsburgh	Jan. 8, 1994
3	Peyton Manning, Indianapolis	Jan. 11, 2004

### Interceptions Thrown

5	George Blanda, Houston	Dec. 23, 1962
4	Todd Marinovich, L.A. Raiders	Dec. 28, 1991
4	Brian Hoyer, Houston	Jan. 9, 2016
3	Joe Namath, N.Y. Jets	Dec. 20, 1969
3	Daryle Lamonica, Oakland	Jan. 4, 1970
3	Jim Kelly, Buffalo	Jan. 5, 1992
3	Peyton Manning, Indianapolis	Jan. 6, 2007
3	Andrew Luck, Indianapolis	Jan. 4, 2014

### Rushing Attempts

33	Thurman Thomas, Buffalo	Jan. 23, 1994
31	Freeman McNeil, N.Y. Jets	Dec. 28, 1986
30	Le'Veon Bell, Pittsburgh	Jan. 15, 2017
26	Edgerrin James, Indianapolis	Jan. 11, 2004
25	Leroy Thompson, Pittsburgh	Jan. 8, 1993
25	Terrell Davis, Denver	Jan. 4, 1998
25	Joseph Addai, Indianapolis	Jan. 6, 2007

### Rushing Yards (All 100+)

186	Thurman Thomas, Buffalo	Jan. 23, 1994
170	Le'Veon Bell, Pittsburgh	Jan. 15, 2017
135	Freeman McNeil, N.Y. Jets	Dec. 28, 1986
125	Edgerrin James, Indianapolis	Jan. 11, 2004
122	Joseph Addai, Indianapolis	Jan. 6, 2007
119	Marion Butts, San Diego	Jan. 2, 1993
107	Nick Bell, L.A. Raiders	Dec. 28, 1991
101	Terrell Davis, Denver	Jan. 4, 1998
100	Thurman Thomas, Buffalo	Jan. 5, 1992

### Rushing Touchdowns

3	Thurman Thomas, Buffalo	Jan. 23, 1994
2	Elijah Pitts, Green Bay	Jan. 15, 1967
2	Freeman McNeil, N.Y. Jets	Dec. 28, 1986
2	Terrell Davis, Denver	Jan. 4, 1998
2	Edgerrin James, Indianapolis	Jan. 11, 2004

### Long Run

54	Marion Butts, San Diego	Jan. 2, 1993
----	-------------------------	--------------

### Pass Receptions

13 T.Y. Hilton, Indianapolis	Jan. 4, 2014
10 Todd Heap, Baltimore	Jan. 9, 2011
10 Julian Edelman, New England	Jan. 16, 2016
9 Haywood Jeffires, Houston	Jan. 16, 1994
9 Dallas Clark, Indianapolis	Jan. 6, 2007
8 Charles Smith, Oakland	Jan. 4, 1970
7 Max McGee, Green Bay	Jan. 15, 1967
7 Fred Biletnikoff, Oakland	Dec. 22, 1968
7 John Henderson, Minnesota	Jan. 1, 1970
7 Paul Warfield, Miami	Dec. 25, 1971
7 Jeff Graham, Pittsburgh	Jan. 8, 1994
7 Joseph Addai, Indianapolis	Jan. 6, 2007
7 Rob Gronkowski, New England	Jan. 16, 2016

#### Receiving Yards (All 100+)

224 T.Y. Hilton, Indianapolis	Jan. 4, 2014
180 Fred Biletnikoff, Oakland	Dec. 22, 1968
140 Paul Warfield, Miami	Dec. 25, 1971
138 Max McGee, Green Bay	Jan. 15, 1967
127 Bobby Burnett, Buffalo	Jan. 11, 1967
111 John Henderson, Minnesota	Jan. 11, 1970
108 Todd Heap, Baltimore	Jan. 9, 2011
108 Antonio Brown, Pittsburgh	Jan. 15, 2017
103 Dallas Clark, Indianapolis	Jan. 6, 2007
100 Andre Reed, Buffalo	Jan. 5, 1992
100 Julian Edelman, New England	Jan. 16, 2016

#### Touchdown Receptions

3 Fred Biletnikoff, Oakland	Dec. 22, 1968
2 Max McGee, Green Bay	Jan. 15, 1967
2 Warren Wells, Oakland	Dec. 22, 1968

2 Andre Reed, Buffalo	Jan. 5, 1992
2 T.Y. Hilton, Indianapolis	Jan. 4, 2014
2 Rob Gronkowski, New England	Jan. 16, 2016

#### Interceptions Made

2 Kirby Jackson, Buffalo	Jan. 5, 1992
--------------------------	--------------

#### Long Interception Return

50 Willie Wood, Green Bay	Jan. 15, 1967
---------------------------	---------------

#### Long Punt Return

26 Russell Copeland, Buffalo	Jan. 23, 1994
------------------------------	---------------

#### Long Kickoff Return

52 George Atkinson, Oakland	Jan. 4, 1970
-----------------------------	--------------

#### Long Punt

64 Reggie Roby, Miami	Jan. 5, 1991
-----------------------	--------------

#### Long Field Goal (All 50+)

58 Pete Stoyanovich, Miami	Jan. 5, 1991
50 Adam Vinatieri, Indianapolis	Jan. 6, 2007

#### Sacks

3 Gerald Williams, Pittsburgh	Jan. 8, 1994
3 Whitney Mercilus, Houston	Jan. 9, 2016



# **CHIEFS**

**FEATURE CLIPPINGS**

**THIS IS CHIEFS KINGDOM**

## TEAM

1. **Chiefs'** visit to Midwest Genealogy Center included in busy community service week (KC Star) **2**
2. Tico Productions Reups For KC **Chiefs** Spanish Game Coverage (Inside Radio) **3**
3. **Chiefs'** new Locker Room Club at Arrowhead gives fans a close-up view (KC Star) **4**
4. The Children's Place Sets **Chiefs** Charity Game Record (Chiefs.com) **5**
5. The 2017 "Red Friday Flag" Unveiled at **Chiefs** Camp (Chiefs.com) **7**
6. First-Time **Chiefs'** Alumni Visit Mosaic Life Care (Chiefs.com) **8**
7. Kansas City **Chiefs** to paint Ozarks red, helping Springfield's Ronald McDonald Houses (KY3) **10**
8. **Chiefs** Ratings Rise (St. Louis Post-Dispatch) **11**
9. **Chiefs** Extend Partnership Agreement with Union Broadcasting's Sports Radio 810 WHB (Chiefs.com) **12**
10. The Latest in Technology is Watching Over the **Chiefs** Practice Fields (Chiefs.com) **13**
11. **Chiefs** Among League-Leaders in Embracing New Helmet Technology (Chiefs.com) **15**
12. **Chiefs** to Name "Kansas HS Coach of the Year" Award After the Late Eric Driskell (Chiefs.com) **18**

## EXECUTIVES/COACHES

1. Chiefs promote **Brett Veach** to be their GM (KC Star) **21**
2. Chiefs' **Andy Reid** voted Sporting News Coach of the Year for third time (Sporting News) **23**
3. Chiefs give promotions to assistant coaches **Brad Childress, Matt Nagy** (KC Star) **25**
4. Chiefs officially fill coaching staff vacancies (Chiefs Digest) **26**
5. Chiefs Make Changes to Personnel Staff, Including Two New Hires (Chiefs.com) **27**
6. Breaking Down Process That Led to **Brett Veach** Being Hired as GM (Chiefs.com) **28**
7. Chiefs' **Andy Reid** wins top coach award in AFC West (ESPN) **31**
8. Chiefs' **Clark Hunt** paid for extra staff members to attend Pro Bowl (KC Star) **32**
9. Chiefs hire Green Bay's **Tim Terry** as director of pro personnel (KC Star) **33**
10. The Six Conversations That Changed **Matt Nagy's** Life (Chiefs.com) **34**
11. Chiefs GM **Brett Veach** Breaks Down Process of Establishing 53-Man Roster (Chiefs.com) **49**

## PLAYERS

1. Chiefs' **Charcandrick West** sings to raise awareness for childhood arthritis (KC Star) **52**
2. **Eric Berry** Surprised National "Super Kid" At Local Middle School on Wednesday (Chiefs.com) **53**
3. Chiefs and **Alex Smith** Host "Make-A-Wish" Chief For a Day Jacob Kaufold (Chiefs.com) **55**
4. **Eric Murray** and Chiefs DBs Visit The Children's Place (Chiefs.com) **57**
5. **Derrick Johnson** Raised More Than \$120,000 for Inner-City Kids (Chiefs.com) **58**
6. Chiefs QB **Alex Smith** visits Springfield Boys and Girls Club (USA Today) **60**
7. Oak Grove kids and **Travis Kelce** play on new gym floor (Fox 4 KC) **62**
8. **Tyreek Hill** is the NFL's fastest player, Next Gen Stats show (Alabama Life) **63**
9. Chiefs QB **Alex Smith** spends time off the field helping local kids (KC Star) **64**
10. Chiefs add veteran defensive tackle **Bennie Logan** on one-year contract (KC Star) **65**
11. Chiefs sign OL **Laurent Duvernay-Tardif** to contract extension (Fox 4 KC) **67**
12. **Eric Berry**, Chiefs agree to six-year, \$78 million deal (NFL.com) **68**
13. Born in War-Torn Liberia, New WR **Jehu Chesson** Has Similar Path as Tamba Hali (Chiefs.com) **69**
14. A Tale of Two Passions: The Life of Chiefs Guard **Laurent Duvernay-Tardif** (Chiefs.com) **71**
15. Chiefs CB **Steven Nelson** Showing Versatility Both On and Off the Field (Chiefs.com) **82**
16. Chiefs add defensive-tackle help, sign veteran **Roy Miller** (KC Star) **84**
17. Kingdom Life: **Chris Conley** Has a Brand New Look, and There's a Good Reason for It (Chiefs.com) **85**
18. New Chiefs linebacker **Kevin Pierre-Louis** excited to get to work with new team (Chiefs.com) **87**
19. Chiefs pick up **Dee Ford's** fifth-year option (KC Star) **89**
20. Chiefs QB **Patrick Mahomes** II's Father Proud of His Son's Gamble on Himself (Chiefs.com) **91**
21. **Berry** Earns Derrick Thomas Award; **Hill** Awarded Mack Lee Hill Honor (Chiefs.com) **93**
22. **Derrick Johnson** Hosts His Gearing Up! Back to School Event at Arrowhead (Chiefs.com) **95**
23. **Kareem Hunt** Named a Potential Breakout Candidate on Good Morning Football (Chiefs.com) **97**
24. Four Chiefs Make ESPN's "NFL Rank 2017" (Chiefs.com) **98**
25. Chiefs strengthen defense with **Ragland** trade (Chiefs Digest) **100**
26. Chiefs acquire **Cameron Erving** in trade with Browns (KC Star) **101**
27. Chiefs OL **Mitchell Schwartz** Discusses His Techniques For Recovery, Film Prep (CBS Local Sports) **102**
28. Tickets For Less signs Chiefs player as its new spokesman (KC Business Journal) **105**

(Team)

## **Chiefs' visit to Midwest Genealogy Center included in busy community service week**

Terez Paylor

Kansas City Star

May 19, 2017

The Chiefs' quarterbacks accompanied local high school quarterbacks from the Independence School District — Truman, Van Horn and William Chrisman — on a tour of the Midwest Genealogy Center on Wednesday.

The center, which is a part of the Mid-Continent Library System, is a resource for helping people trace their family history. It contains almost 750,000 on-site materials.

To introduce the students to the facility, the Chiefs' quarterbacks — Alex Smith, Tyler Bray and Joel Stave — took the kids on a Kansas City-themed scavenger hunt.

"It was an introduction for all of us into the genealogy center and how it works," Smith said. "And a chance for us to take part in that was really cool."

At the end of the hunt, the students also got to ask the players questions.

"It was fun to get real with those guys in there and let them ask some questions and be honest with them," Smith said.

It was one of several community-service events the team has held the last several week. On Thursday, the Chiefs' linebackers held a Play 60 clinic for youth with special needs, and on Tuesday the defensive backs visited The Children's Place to read to students and participate in classroom activities.



(Team)

## **Tico Productions Reups For KC Chiefs Spanish Game Coverage**

Staff

August 3, 2017

Inside Radio

The Kansas City Chiefs Spanish play-by-play broadcasts will be heard on Alpine Broadcasting regional Mexican “la Mega” KCTO (1160) and AOT Delta’s KPPZ-LP (100.5) in Kansas City and on La Raza regional Mexican KHLT (99.7) Wichita, KS. The Chiefs have partnered for a second year with Tico Productions to produce the Spanish-language game broadcasts for the upcoming 2017-18 season.

The company, which is owned by husband-and-wife team Oscar Monterroso and CiCi Rojas, also landed a contract with the Oakland Raiders for their Spanish-language broadcasts, according to KSHB-TV.

“Hispanic fandom in the National Football League continues to grow on an annual basis and we know that we have a number of Spanish-speaking Chiefs fans here in Kansas City and throughout the Chiefs Kingdom,” team communications director Luke Shanno said in a statement. “Understanding how to reach and engage our fans is always one of our top priorities and our strategic partnership with Tico Sports has played a key role in connecting with the Hispanic community. Through the programming and platforms that they offer their listeners and followers, we know that we are reaching Spanish-speaking individuals who are interested in keeping up with what is going on with our team.”

(Team)

## **Chiefs' new Locker Room Club at Arrowhead gives fans a close-up view**

Blair Kerkhoff

KC Star

August 11, 2017

The newest viewing area at Arrowhead Stadium has no sightline to the playing field. But fans in the stands won't get to see players entering the locker room or coach Andy Reid conducting his postgame news conference.

Some 100 fans will. They'll gather in the Locker Room Club, not far from where the players exit the field at the 50-yard line behind the Chiefs' bench.

The Chiefs gutted what used to be the photographer's work room and turned it into a gathering spot that is steps away from the locker room entrance and interview room.

"We went to the bowels of the stadium and found space that was being used for different things," said Tyler Epp, the Chiefs' vice president for business development. "We see it as beachfront property for our fans."

Games will be playing on the screens surrounding the room, with a bar and food options. Original AFL helmets hang behind the bar. Fans can drop in during the game or spend the entire game here.

Who has access?

Two groups: Field box owners who have open-air suites — a plan below the club suites — and fans who are members of the Chiefs Kingdom Rewards. The latter can accumulate points to get a transferable pass to the club on a game-by-game basis.

"We targeted this around the average fans to come down," Epp said.

The Chiefs scouted other NFL stadiums with a similar feature, including AT&T Stadium in Arlington, Tex., and U.S. Bank Stadium in Minneapolis. Those stadiums had the advantage of making their clubs part of the original construction.

Children's Mercy Park, home of Sporting KC, has a similar feature as well.

(Team)

## **The Children's Place Sets Chiefs Charity Game Record**

Matt McMullen

Chiefs.com

August 12, 2017

The Chiefs and The Children's Place raised \$845,000 through 2017 Chiefs Charity Game

The Kansas City Chiefs opened the preseason with the 33<sup>rd</sup> annual Charity Game on Friday night and, for the third year in a row, The Children's Place was the beneficiary.

The Children's Place aims to meet the developmental and mental health needs of young children that have survived abuse, neglect and other forms of trauma.

"The Chiefs have elevated community awareness of who we are as an agency," said Ann Thomas, the President and CEO of The Children's Place. "It's given us an additional platform to tell our story and to make people aware that we're serving children in Kansas City right here, under our noses, that are experiencing traumatic events before they're eight years old."

The Charity Game has raised more than \$12.5 million for local initiatives since its inception in 1985 and has seen unprecedented success since partnering with The Children's Place, raising a record number of funds in each of the past two years. The game raised \$736,000 in 2015, \$740,000 in 2016 and \$845,000 this season – a total of over \$2.3 million.

"I think it's exceeded all of our hopes and expectations," Thomas said. "We were excited in the first year when we hit \$730,000, and we knew we had set the bar high for us to continue to break our own record, but that just got people excited. It's kind of mirrored the competitive spirit you see in sports. This is our opportunity, so we want to make sure we seize the moment."

It's been an impressive run for an organization that's still relatively small in size.

"We have a lot of pride in our success," Thomas said. "The Chiefs have said, and we know, that they took a bit of a risk on us because we're a small organization – we have under 50 employees. We're really proud that our little agency could break all of these records. It also speaks to people believing in our mission and people wanting to see our kids have success in life."

The event's success has redefined what The Children's Place is capable of doing in the Kansas City area.

"We've grossed 2.3 million dollars in this process. There are expenses and things that go along with that, but a large portion of that money is for our building," Thomas said. "We're looking into what the right thing to do is, and that's what this money is for us. It'll allow us to deliver more services and to deliver our services differently. We can't expand our programs the way we want to right now because of our walls, so we'll get to dream big again."

The game has more than just a financial impact, too.

"One of the things that we're seeing is we're having more and more interest from people wanting to serve on our board," Thomas said. "Because people are aware of what we do, the philanthropies of individual businesses are starting to reach out and us and ask how they can help. That's not always monetary – it's a lot of physical capital, which is what we also need."

It's been a successful partnership between the Chiefs and The Children's Place as the organizations work together to serve the Kansas City community.

"This platform has really elevated us to a different level which sets us up for a nice trajectory moving forward," Thomas said. "I like to think that The Children's Place is here to help kids and elevate them to the next level, and the Chiefs have sort of done that for The Children's Place."

(Team)

## **The 2017 “Red Friday Flag” Unveiled at Chiefs Camp**

Sydney Ringdahl

Chiefs.com

August 5, 2017

The first stop for the soon-to-be well-travelled flag is training camp

Red Friday, you know the day where the entire city becomes a sea of red, has sized up—literally.

The Red Friday flag was unveiled Saturday at training camp for its first stop on the Kansas City tour.

And general manager Brett Veach was amongst the first to add their signature.

This is the second year that there's been a larger-than-life-size flag for fans to sign, which eventually ends up in the Kansas City Chiefs' locker room.

“This is the 26<sup>th</sup> year of Red Friday, however, last year was the first year we did a giant flag that could really interact and engage with the fans,” Josh Brewster, who runs public relations for McDonald's local chapters, said. “Which is really nice because it really gets people excited about the Chiefs season and reminds people when Red Friday is.”

Honoring the long-standing tradition started by Founder Lamar Hunt and the Chiefs' Red Coaters, Red Friday newspapers, magazines and flags have been sold to raise money for local charities.

For the past few years, the Chiefs have partnered with Ronald McDonald House Charities.

The Ronald McDonald House aims to reduce the burden of childhood illness on children and their families by providing a “home away from home” while the children are receiving medical care in Kansas City-area hospitals.

The flags tell a story of a kingdom, strangers united.

“It allows people to know they're one in the same,” Brewster said. “The Chiefs, the people, the kids at Ronald McDonald House, they can all show their support all for that.”

The tour of the flag hits all four corners of the metro to give everyone a chance to sign it.

“So we're going to two high school football games on Friday nights, a couple school engagements, we're going to stop by a few McDonald's restaurants, we're going to do a few surprises like on the Country Club Plaza, and more,” Brewster explained.

You can keep up to date with where the flag is scheduled to go next on by checking @KCMcDonaldson Twitter and local media.

“Last year was the first year we really unveiled the flag, fans loved it and we're ready for year two,” Brewster said. “Chiefs fans are the best fans in the world.”

(Team)

## **First-Time Chiefs' Alumni Visit Mosaic Life Care**

Sydney Ringdahl

Chiefs.com

August 7, 2017

### **Alumni Day at Chiefs Camp**

If a woman was in active labor, would it stop her from getting an autograph from former Kansas City Chiefs players?

No, no it would not.

This year for Alumni Day at training camp, there were seven Chiefs' alums who went to Mosaic Life Care in St. Joseph to visit with patients after Sunday's morning practice.

"We love the partnership Mosaic Life Care has with the Kansas City Chiefs," Joey Austin, who runs Media/Community Relations for Mosaic Life Care, said.

"Our patients were excited to see the [Chiefs Ambassador Program] group, and it meant so much to them. To be able to lift their spirits, laugh and take time to enjoy the moment is priceless.

"It's a win-win for both organizations," Austin added.

The alumni visited patients in cardiology, oncology and to finish it off, the OB/GYN wing.

A soon-to-be mother sent out her husband with footballs and a onesie, not to return until he had collected the signatures of the all the alumni.

Luckily, he succeeded.

The final stop in the OB/GYN wing was congratulating a family that recently had a baby girl.

Of course a full family photo, including all the alumni present, was a must.

Former Chiefs defensive end Jimmy Wilkerson invented a word to describe Sunday's experience.

"Today [Sunday] was a fantabalistic day. You get to meet a lot of different people and cheer some people up.



“Seeing these guys and ladies in this type of condition, knowing that they don’t want to be here, whenever you can have someone like us come in and cheer them up, it kind of helps them know that something good is going to come once they get out of here,” Wilkerson said.

Two of Wilkerson’s kids even got to tag along on the day’s activities—not to mention adding their own signatures to items per patient requests.

Wilkerson said it was an awesome experience for his boys and hopes they also learned something from it.

“Hopefully they not only learned from this, but grow and go out into a community of their own and do the same,” Wilkerson said.

Alumni Day also allows for generations of Chiefs to see not only what’s in store for the future, but remember the foundation upon which it was built.

“I love having the alums out here. I just think that’s very important,” Coach Andy Reid said. “They’re Chiefs. They gave up a lot of sweat and tears for the organization, and so I think it’s important that they feel a part of it.”

“They get to meet the younger generation and the younger generation gets to meet them and the foundation they built for them,” Reid added.

And that foundation still holds value to current players.

“No matter what level of football you’re in – high school, college or professional – you kind of represent the people that have played before you, and they take pride in who they’ve played for,” Chiefs center Mitch Morse said. “So you not only play for yourself, you play for those guys who paved the way for you and kind of paved the foundation for the kind of respect that the Kansas City Chiefs have.”

Reid explained he loves having the alumni in the mix, not to mention the great job they do.

“They’re active,” Reid said. “(Chiefs Chairman and CEO) Clark [Hunt] has set it up so they can be that, and they really care about our players, which is a really neat deal.”

Alumni Day is just one of many opportunities alumni have to be surrounded not only by the game they love, but to give back to the community as well.

“I think what they do for the community is special, especially when we as a team aren’t able to reach out all the time,” Morse said. “I think these guys do a fantastic job of representing us because they’ve done it.”

(Team)

## **Kansas City Chiefs to paint Ozarks red, helping Springfield's Ronald McDonald Houses**

By Joe Hickman

August 22, 2017

KY3

**SPRINGFIELD, Mo.** -- Over the past 29 years, some 11,500 families have found a temporary home at one of Springfield's two Ronald McDonald Houses.

K.C. Wolf and the Kansas City Chiefs brought their charitable support to the organization that supplies housing for families of sick or seriously ill children with locations at both Mercy and Cox South. For 26 years, the Chiefs have celebrated Red Friday before their first home game, which this year is September 15. But for the first time in Springfield, the Chiefs will be raising money on that day for the Ronald McDonald house.

"This flag will be available at 58 Springfield and Ozark McDonald locations," said Bill Chapin, Chiefs V.P. for Business Operations. "And for \$5 or more, be generous, you get this Chiefs Kingdom flag. And the net proceeds go as I said right back here to the Ronald McDonald House charities."

"The time we spent here was a blessing," said Hayden Drumright."

No one appreciates this home-away-from-home than Hayden and Audrey Drumright from Howell County, the number one county served by the Ronald McDonald House. Their son Jamison was airlifted to Springfield with pneumonia and a collapsed lung when he was born 17 months ago. And later that week they discovered he had Down syndrome. For two-and-a-half stressful, emotional weeks, the Drumright's lived at the Ronald McDonald House with other families going through the same traumatic times.

"It was a scary time but it did mean a lot to come here and have people who truly cared about you," said Hayden.

"The most important thing the house provides is that comradery, support, and help between the families in a very comforting environment," said Bonnie Keller of Springfield's Ronald McDonald House. "And when you talk to the families, they'll tell you that's what took the edge off and allowed them to get through one of the most difficult times in their lives."

"No one can argue the relevancy of what the Ronald McDonald House charities can provide," said Chapin. "And to see the immediate impact on those young children and those young families going through a very trying time brings great joy not only to our organization but it's the right thing to do for our community."

(Team)

## Chiefs Ratings Rise

Jim Thomas

August 19, 2017

St. Louis Post-Dispatch

Chiefs president Mark Donovan said television ratings for the team's preseason opener in St. Louis were up noticeably this year.

"I think we were up 20-some percent with our preseason game Week 1 over last year in St. Louis," Donovan said.

Donovan conceded that it wasn't exactly an apples-to-apples comparison.

"Last year's first preseason game was on a Saturday afternoon vs. a Friday night (this year)," he said. "So you're gonna get a bump there to begin with. But, you know, it's going in the right direction. We're getting more and more attention, more and more feedback from St. Louis. So we're excited."

For the second year in a row, the local CBS affiliate (KMOV, Channel 4) is airing Chiefs preseason games here. Last year's preseason opener was a 3:30 p.m. Saturday kickoff against Seattle. This year's exhibition opener was an 8 p.m. Friday kickoff Aug 11 against San Francisco.

The Chiefs play their second preseason game Saturday in a 6 p.m. start (St. Louis time) in Cincinnati against the Bengals.

Donovan has continually stressed that the Chiefs want to cultivate the St. Louis market in a consistent but respectful manner. But there's no doubt they would like to be not just Kansas City's team, but Missouri's team with the Rams gone and no prospect of the NFL returning to St. Louis in the near future.

"And that's the opportunity," Donovan said. "You have the opportunity to continue to grow, you have the opportunity that you didn't have before when the Rams were there.

"So you've got to take advantage of that where you can. But as we said, we've gotta do it the right way. We understand what they went through, and we understand they're still going through that."

That being said, Donovan added: "We still want people from St. Louis to come and experience the Arrowhead experience. And see what it is. And we think that will continue to grow our fan base, not only watching and ratings, but also attending. That's a big piece of it."

(Team)

## **Chiefs Extend Partnership Agreement with Union Broadcasting's Sports Radio 810 WHB**

PR Staff

August 22, 2017

Chiefs.com

On Tuesday, the Kansas City Chiefs announced that the club has reached an agreement to extend their partnership with Sports Radio 810 WHB (810 AM).

Since February of 2010, Sports Radio 810 WHB has served as the Official Sports Radio Home of the Kansas City Chiefs, with exclusive rights to various categories of Chiefs programming.

"When we announced our partnership with Sports Radio 810 WHB in 2010, it was truly a groundbreaking agreement for our organization and we've seen the relationship continue to grow since that time," Chiefs President Mark Donovan said. "We know that 810 WHB is delivering quality programming and content to Chiefs fans over-the-air and online. We look forward to our continued relationship with Union Broadcasting as we work with them to reach even more of our fans."

"We are excited to announce our partnership with the Kansas City Chiefs. The passion of Chiefs Kingdom is unmatched in the NFL and as an Official Broadcast Partner, Sports Radio 810 WHB is thrilled to be Kansas City's home for exclusive Chiefs news, information and interviews," President of Union Broadcasting, Inc. Chad Boeger said. "The Chiefs are one of the best organizations in professional sports, and it stands to reason that our listeners get to enjoy the best, most comprehensive coverage of the Chiefs on the preeminent sports radio station in the Midwest, Sports Radio 810 WHB, locally owned and operated for over 20 years."

Under the extended agreement, 810 WHB will own exclusive live radio broadcast rights to the Chiefs weekly in-season press conference with Head Coach Andy Reid and a weekly one-on-one interview with QB Alex Smith. In addition, Sports Radio 810 WHB will broadcast the Chiefs Kingdom radio show on Monday nights from 6 to 7 p.m., which is hosted by Voice of the Chiefs Mitch Holthus and includes call-ins from Coach Reid and live on-site guest interviews with key players.

Throughout the season, Chiefs players will be featured on regularly scheduled 810 WHB programming, hosted by 810's staff of on-air personalities. Each year during Chiefs Training Camp, 810 WHB has access to deliver live reports from an exclusive end zone tent and broadcast live post-practice interviews.

Beginning with the new agreement, 810 WHB will also have the ability to run a marketing campaign centered around Chiefs Mondays, broadcasting on location at The University of Kansas Health System Training Complex.

(Team)

## **The Latest in Technology is Watching Over the Chiefs Practice Fields**

Matt McMullen

August 23, 2017

Chiefs.com

The Chiefs are using new practice cameras this season that don't require a traditional manned lift

There's countless things that go on behind the scenes for the Kansas City Chiefs that help position the team to win on the field. Every victory is a culmination of numerous people working together to prepare for the upcoming opponent.

A critical component of that weekly preparation is the work done by the Chiefs video operations team, which film practice so that the coaching staff can adequately evaluate and game plan.

That process got a facelift this offseason, as the Chiefs moved on from the traditional manned scissor-lifts in favor of a new camera system that can be operated from the ground.

"They're called mastRcam mobiles," said Pat Brazil, the Chiefs' Director of Video Operations. "Basically, they're similar to a boat trailer with a moulded canopy and Bimini on top, with a 55-foot tall telescoping mast that's rated for 50 miles per hour. They also have electronic leveling jacks to keep it completely level and firm to the ground. The operator sits at the bottom of it with a pan zoom tilt control, and just shoots practice from there."

The new system's primary advantage is safety, as it doesn't require an individual to actually ascend in the air with the camera.

"We used to have three 45-foot platform scissor-lifts and we would just load our camera gear in there and go up," Brazil said. "It takes a while to get down if lightning hits or there's wind, so this is definitely much safer."

The increased safety of the staff made the decision to move forward with the new technology an easy one for Chiefs Chairman and CEO Clark Hunt.

"We did our research to make sure that the quality of the video was as good as the old platforms with the handheld cameras and ultimately made the decision that it was a great addition," Hunt said. "It adds to the safety of our video crew, and that was really what it was about, the safety of those guys."

In the past, the unpredictability of the wind could create problems for the traditional platforms and sometimes force practice indoors.

"We were worried for when it gets a little bit windy," Head Coach Andy Reid said. "As a head coach, I'm responsible for those guys when they go up in those towers, so when it was too

windy we just went inside because those things would sway and you could have a problem. This allows us to go outside and practice in the wind, stay off the turf and get a lot of work done.”

For context, the traditional lifts were only rated for 20 mile per hour winds.

“Coach Reid would always be turning around and asking if we were OK,” Brazil said. “What these do is they eliminate the safety factor from it. Everybody is going to be safe and we can go outside. We’ve already been outside in 30-40 mile per hour wind gusts with these, which we never would be in with lifts.”

The Chiefs currently have three of the units, which are produced by a company called 8K Solutions, in what’s considered the latest in the industry.

“Pat Brazil came to us and said this is the next stage in technology and this is going to make us better, and in addition it’s going to make us safer,” President Mark Donovan said. “You’re dealing with employees and you’re dealing with trying to provide a safe environment, so you put that on top. Technology wise, it’s supposed to be a little bit better for the coaches, so it made it an easy decision.”

Despite the significant change in how they went about their business, the video operators caught on to the new procedure fairly quickly.

“When we first got them (the staff) was messing around with them during OTAs to get a feel for the picture and clarity with the sun and the glare and all that,” Reid said. “Now they’ve got it down. They’ve done a nice job.”

Brazil echoed Reid’s assessment as the cameras moved from training camp at Missouri Western to the practice fields at the team facility.

“They’ve been incredible,” Brazil said. “We used them all offseason and up at training camp and they’ve been great. We use them everywhere.”

The cameras also provide a level of flexibility for Brazil and his staff that didn’t exist with the traditional lifts.

“You can go film ground stuff and then go right back to your (tower),” Brazil said. “Before, you’d be stuck up there and couldn’t shoot anything on the ground because it took too long to get up and down. It opens things up more for us to get more things.”

Brazil is grateful that the decision makers in the organization saw the importance of obtaining the new cameras.

“We’re blessed in this organization to have ownership that cares about the safety of their employees, while also wanting to stay on the cutting edge of technology because it’s basically a marriage of these two things,” Brazil said. “These things are really neat and work really well.”

The cameras are seeing plenty of action this week as the Chiefs prepare to travel to Seattle and take on the Seahawks on Aug. 25. The game will be nationally televised on CBS at 7:25 p.m. CT.

(Team)

## **Chiefs Among League-Leaders in Embracing New Helmet Technology**

BJ Kissel

September 1, 2017

Chiefs.com

Several Chiefs players have made the transition to this new helmet

The Kansas City Chiefs were among the league-leaders when it came to the number of orders placed for the new Vicis ZERO1 helmet, according to Chiefs' Director of Equipment, Allen Wright.

The helmet consists of technology that's new to the industry.

As explained on their website, the "ZERO1 features a soft outer shell and an underlying layer of columns designed to mitigate collisions from multiple directions."

It's the first helmet that's made of a flexible polymer on the outside that deforms upon impact, much like that of a bumper on a car. It reduces the overall impact to the head, and it's being used by many players around the league and the Chiefs, including Alex Smith, Bennie Logan, Chris Conley and Mitch Morse, among others.

Vicis, the Seattle-based startup company, began at the University of Washington and operates, in part, from grants provided by the NFL and others.

In collaboration with the NFL and NFLPA, the 2017 helmet laboratory testing performance results chart, which is posted in locker rooms across the NFL, has the ZERO1 ranked as the best helmet on the market to "reduce head impact severity."

"We have it hanging in the equipment room for every player to see," Wright explained of the chart. "Once it went through the testing process and the numbers were what they were, it made you perk your ears up and turn around and pay a lot more attention."

The process of getting the helmet approved to be used on the field has been ongoing for a couple of years, and Wright said he was told last March at the league meetings that the helmet was going to be available this year.

"We had a lot of veteran guys that when they brought in the prototypes, they were extremely interested," Wright said. "It was the only helmet that had come to market with this type of technology where it was from left field with a softer outer shell, no one had seen anything like it before."

"In my 35 years here, every helmet has been basically the same plastic shell, so it was intriguing."



Last week when the Chiefs were in Seattle to face the Seahawks, Wright and the Chiefs' equipment staff had the opportunity to tour Vicis' 3,000 square-foot production facility.

"They reached out and invited us to see their place, and it was something that if the schedule allowed, I wanted to do it," Wright explained. "To go in there and see their operation from the research department to stuff they're working on for the future, the level of professionalism and technology, it was extremely impressive."

Wright said the ability to see their setup in person helped validate his decision to offer and promote these helmets to the players.

"They have the capability through the way they manufacture with a 3D printer that they can actually make products and 24 hours later test them, I've never seen anything like that before," Wright explained of the visit. "They are cutting edge, and I think at the end of the day, they've helped upgrade the whole helmet industry."

"We're light years ahead of where we were 10-15 years ago. I would make a comparison to us not wearing seatbelts at one point, to now we all wear them."

A traditional helmet cost around \$400, but the ZERO1 is anywhere between \$1,500-1,700 depending upon the specific features.

Wright said when working through the decision to order these helmets and offer them to the players, there was never even a discussion about the cost.

"When it comes to players' health and safety, money is never going to be an issue," Wright explained. "We're going to put the best products out there for our players. Period. As an equipment manager, that's a wonderful thing. And as long as we know it's better for our players, (Chiefs' Chairman and CEO) Clark Hunt, and (head coach) [Andy Reid] are all in."

From some of the players' perspective, the transition to this new helmet, which is a little bigger and weighs a little more, has been seamless.

"I'm always looking to be progressive, especially regarding brain function and health, so for me, it was a pretty easy switch to make," center Mitch Morse said. "I have to have evidence it's going to work and I put a lot of value in what (head athletic trainer) Rick [Burkholder] and Allen [Wright] have to say, and they were pretty much behind this 100 percent."

"It was easy for me to switch over."

Morse, decided to switch over during OTAs, explained what he's noticed after a few months and a few preseason games in the new helmet.

"For me, it's the consecutive set of hits where every play I'm hitting someone," Morse added. "Over time, you have more mental clarity, the feel is there, there's not really one or two hits that you feel the difference. It's just over time that it feels better."

Veteran defensive lineman Bennie Logan explained why he made the switch.

"I feel like with the concussion protocol been so strict and concussions being a hot thing nowadays; I want to get the helmet that has the most protection," he said. "Just wearing it in OTAs, I felt really good about it. It was heavier, but I definitely felt the protection."

One player who already knew plenty about the new helmets was quarterback Alex Smith, who is actually a part investor in Vicis and first got hooked up with them a couple of years ago.

“A friend of mine who just happened to be on the front end of it, told me about it and I got a chance to meet the CEO,” Smith explained. “But I loved what I heard from the jump. I loved the opportunity to get involved. To this point, I think it’s worked out. I think, obviously, the helmets come, they’ve made it to the field and time will tell here if it proves its worth.”

Smith explained why he made the switch.

“For me at this point, it’s just more comfortable,” Smith said. “That’s the only thing I’ve really noticed so far. The O-Line has kept me pretty clean these first few games, so I haven’t had a chance to really get hit with it. But I think the biggest thing is as a quarterback, you’re in there and pretty vulnerable when you get hit in the pocket, and a lot of times you’re getting slammed into the ground.

“It’s those types of hits that kind of go unnoticed that I think can definitely rattle you. Rarely do you get squared up helmet to helmet, but a lot of the times you’re meeting the ground, and that’s often when most concussions occur. I’m anxious to see that as the season goes on and I wear it.”

In addition to the flexible polymer on the outside, one of the other advancements with this helmet was the conscientious decision to take into account the other stuff inside a quarterbacks’ helmet—the technology (speaker) to hear the coaching staff relaying plays.

“A lot of wiring, a battery pack and receiver, and then we have to find a place for it,” Smith explained. “A lot of times I think fans would be shocked on where that stuff gets Velcro’d in and where it’s sitting—it’s pretty exposed.

“They were the first company, at least that I know of, that really had a solid solution for that equipment and they found the safest place for it. It’s protected and you’re protected from it.”

With the recent advancements in technology changing football in so many ways—from how fans consume the game through social media and broadcasts—to instant replays and tablets on the sideline, the people at Vicis are doing their part to take the advancement in technology to player safety with their new ZERO1 helmet.

And the Chiefs are right there helping lead the way.

(Team)

## **Chiefs to Name "Kansas HS Coach of the Year" Award After the Late Eric Driskell**

BJ Kissel

August 31, 2017

Chiefs.com

The former Blue Valley High School football coach was a three-time winner of the award

It's impossible to properly honor someone who spent the past 20 years of their life selflessly serving their community, but in a way, the Kansas City Chiefs' decision to name the "Kansas High School Coach of the Year" award after the late Eric Driskell—the former Blue Valley coach who back in February at the age of 43 passed away from a sudden brain aneurysm, is fitting.

It's one way to honor Driskell's legacy as he leaves behind a wife, two young daughters, and an entire community that watched him grow from the time he first learned to walk to the last 20 years of his life making a positive impact in the lives of kids in the same Blue Valley community where he grew up.

But Driskell was much more than just a football coach, which is why the Chiefs decided to put his name on an award that exemplifies everything that's good about high school athletics.

And ultimately, that is his legacy—Driskell was that guy.

"Earlier this year, the Kansas City community lost an outstanding football coach and a great man," Chiefs Chairman and CEO Clark Hunt said in a release. "While Coach Driskell may be recognized for what he did on the field, his character, leadership and unwavering dedication to his family and his community left a legacy that continues today.

"My family and the entire Chiefs organization are honored to commemorate his life and celebrate his service with the Chiefs Eric Driskell Kansas High School Coach of the Year Award."

When it comes to Kansas high school football, the Blue Valley Tigers are an institution. It's been that way for a while and many of those responsible for building the program's storied tradition over the past three decades, including hundreds of current and former players and assistant coaches, were all under the same roof as more than 3,000 people showed up to the Church of the Resurrection in Overland Park to honor Driskell's life last February.

It was an amazing display of a community coming together to support one of their own. The service was even live-streamed on the internet for those who couldn't attend.

Per the family's wishes, everyone in attendance was asked not to wear suits or dress up in any way, but to wear black and gold to represent the colors of Blue Valley.

This is a football program that has played in 13 of the past 32 state championship games, and they've only had two different head coaches during that time—Driskell, and his mentor, Steve Rampy, who led the Tigers to four state titles and four runner-up finishes in his 25 years leading the program between 1985-2009.

After spending 15 years as an assistant under Rampy, who is now the offensive coordinator at Pittsburg State, Driskell was named head coach of the Tigers before the 2010 season.

In the seven years Driskell was in charge, the Tigers went to five championship games and won two state titles (2010, 2013). After a runner-up finish for the second consecutive season last fall, Driskell was named the Chiefs' "Kansas High School Coach of the Year" for the third time in seven years.

Only two other coaches have ever won the award three times (one of whom is Rampy).

"When I left, [Driskell] was the obvious choice (to replace me)," Rampy explained of his successor. "It wasn't because of his football knowledge because there were people on the staff who may have known more about football. It was about his relationship with the community and having really gone through that from when it started."

Driskell, who also coached track at Blue Valley, grew up in the community and was the starting right guard for the Tigers on Rampy's first state championship team in 1991. He would go on to play in college at Baker University before returning after graduation and beginning his coaching career in 1996.

"[Driskell] had a great feel for that Blue Valley family environment – the culture, if you will," Rampy added. "He was the logical choice to keep that going. Having said that, he was also a great student of the game. From the beginning, he wanted to learn the game from the grass roots up."

Rampy believed in his former right guard from the start.

"Offensive linemen have a better chance of becoming good head coaches because they are sacrificial by nature," Rampy added. "They understand that their role is often times under appreciated. They're not limelight seekers. They play the game for the sheer joy of just playing it."

"God put [Driskell] on this earth to be a guard. Guards are not tackles—the big, tall, pretty, pass-blocking guys. The centers have to be smart and be a little better athlete, and then, there's the guards. You can't be successful without them. He was sacrificial in his role as a player, and it carried over as a coach. He never asked players to do anything that he wasn't willing to do, and he always had time for everybody."

"Plus, there's a special bond between offensive linemen that doesn't exist anywhere else in the world of sports, and [Driskell] embraced those things," Rampy added.

Friday nights in the fall at Blue Valley High School, which sits just east of Metcalf Avenue off 159<sup>th</sup> street in Overland Park, is the quintessential picture of what high school football is all about. And Driskell, who could be seen with his family on the field before each and every game, was a perfect fit.

"I remember how much he cared about everybody on the team," Zach Rampy, who played quarterback on the Tigers' 2006 state championship team and is currently the offensive coordinator at Shawnee Mission North High School, said of Driskell. "It wasn't where he just spent time talking to just the starters, or just the seniors or the juniors, but he took time out of his day to interact and communicate with everybody on the team."

"I don't ever really remember him yelling. He was able to accomplish and get as much across without necessarily having to yell or chew someone out—that just goes to relationships and the connections that he had with the kids."

For those who have known him the longest, the story hasn't changed.

"I hardly ever remember a time when he wasn't my best friend," Dan Sell, a former teammate and Driskell's best friend growing up and who is currently the current head coach at Chapman High School outside of Manhattan, explained. "We started going to school together when we were in kindergarten and from that point, I felt like we were always together."

"What you saw is what you got with him. He didn't try and be somebody he wasn't, and he made it all look so easy. He was simply what you wanted a coach to be. If you sat down and made a list of what you wanted – the qualities you want in not only a coach, but a man – that was him. He had the compassion, the drive, and obviously, the football smarts."

"And it's tough to be good at all of those things, but he was the kind of person that I would want to coach my kids. He had high expectations and held you to a high standard, but at the same time, he had compassion for the kids, for what they were doing and how they were doing."

For the Blue Valley community, the recent events only further illustrate what's so special about this place.

GoFundMe pages were started and quickly raised tens of thousands of dollars for the family. Local businesses chipped in and volunteers at the BV Touchdown Club sold t-shirts that featured one of Driskell's favorite phrases, "Live like Champions," to raise profits for the family.

"It's kind of cliché there, but it's bigger than just football," Zach explained. "That's what coach [Driskell] always said, but it really is. Obviously, when something like this happens, it doesn't just impact the football team, it impacts the whole community. I think that's why there was such an outpouring of support and love because there is that family environment and family atmosphere."

"If one of ours is hurting, everybody is going to rally behind them no matter what they're doing."

What the Chiefs are trying to do by honoring Driskell is to further cement his growing legacy, which is carried on by every mention of his name and every story told by those who were lucky enough to cross paths with him over the years.

The award will now be a symbol of everything he represented.

"For something like that to be named after him—it's just so fitting," Zach added. "The legacy he has - not only at Blue Valley, but through the greater Kansas City metro area, it has showed here."

(Brett Veach)

## **Chiefs promote Brett Veach to be their GM**

Blair Kerkoff

July 10, 2017

Kansas City Star

The Chiefs stayed in house for their next general manager.

Brett Veach, 39, was announced to his new position on Monday. He had spent the previous four seasons with the Chiefs, the last two as co-director of player personnel.

Veach replaces John Dorsey, who was fired last month by Chiefs chairman and CEO Clark Hunt.

Hunt called the search to find Dorsey's replacement "comprehensive."

"Brett has a sharp football mind, a tremendous work ethic and a keen eye for finding talent," Hunt said in a release announcing Veach's hiring. "Over the last four seasons he's played a critical role in building our football team."

The Chiefs will formally introduce Veach as the general manager in a July 24 news conference. The team starts training camp later that week in St. Joseph.

Veach, who will report directly to Hunt on all player personnel matters, enters his 11th NFL season. He broke in with the Philadelphia Eagles in 2007, serving as an assistant to then-head coach Andy Reid.

Veach had been offered the Eagles' job while working an administration job at the University of Delaware, his alma mater.

"I remember he came to me seeking advice on whether or not he should take the job," Jerry Oravitz, a co-worker and longtime mentor of Veach, told The Star. "I, of course, told him to take the job and start tomorrow, even though I am pretty sure tomorrow was a Sunday.

"Brett, being the loyal man he is, stayed with us for the next two weeks as he worked for the Eagles. He was so loyal to us."

Veach has been a quick riser in the NFL. He spent three years as Reid's assistant. In 2010, he became a pro and college scout with the Eagles and served his final two years there as the team's Southeast regional scout.

Among his finds as an Eagles' scout: wide receiver DeSean Jackson, who has appeared in three Pro Bowls in six NFL seasons.

When Reid was hired by the Chiefs in 2013, he brought along Veach, who spent his first two years in Kansas City as the pro and college personnel analyst.

In 2015, Veach was promoted to co-director of player personnel, a position he shared with Mike Borgonzi, who was formerly the assistant director of pro scouting.

Before his NFL career, Veach served as supervisor of intercollegiate athletic events at Delaware, where he was a four-year letterman as a wide receiver. One of his quarterbacks there was Matt Nagy, now a Chiefs co-offensive coordinator.

“My family and I would like to extend our gratitude to Clark and the Hunt family for this incredible opportunity,” Veach said in the release. “I am humbled and honored to serve as the general manager of the Kansas City Chiefs. Over the last four seasons I’ve had the privilege to work alongside Andy Reid, John Dorsey and a great group of coaches and personnel staff.

“Together, we built a strong foundation of players that have helped us sustain success on the field. I’m looking forward to continuing our progress as we head into 2017.”

The promotion resonated at Veach’s high school, Mount Carmel (Pa.), where he was a two-time all-state selection.

“I’m seriously thrilled for Brett,” said Veach’s high school coach, Whitey Williams. “I couldn’t be more pumped up for Brett. I mean this is unbelievable.

“To see a young man who has worked so hard achieve this. I mean, what can you say? It’s just so special for him and his family.”

Veach’s hiring comes three weeks after the Dorsey decision, described by the Chiefs as agreeing “to part ways” on the day the team announced a contract extension for Reid.

Dorsey was hired from Green Bay a week after the Chiefs hired Reid, and the two served together through three playoff seasons and a 43-21 regular-season record.



(Andy Reid)

## **Chiefs' Andy Reid voted Sporting News Coach of the Year for third time**

Vinnie Iyer

Sporting News

January 25, 2017

Andy Reid is back on top of the NFL coaching heap for the first time in 14 seasons. Reid, in a close race over several strong contenders, was voted Sporting News Coach of the Year for his work with the Chiefs in 2016.

Reid is the sixth three-time winner of SN's award, which has been handed out since 1947. He joins Mike Smith, Joe Gibbs, Chuck Knox, Don Shula and Paul Brown. Reid also follows Knox (Rams, Seahawks) and Shula (Colts, Dolphins) in winning with multiple teams.

Although Kansas City had gone 31-17 in Reid's first three seasons, making the playoffs twice as a wild card, he got his team to take it up a notch in 2016 with a 12-4 record and its first AFC West division title since 2010. Reid won Coach of the Year in Philadelphia twice, but the last came in '02.

Jason Garrett (Cowboys), Jack Del Rio (Raiders) and Dan Quinn (Falcons) got several votes for leading turnaround playoff seasons. Bill Belichick came close to breaking his nine-year drought and becoming a three-time winner with the Patriots, but ultimately, Reid got the most respect from a panel of his peers.

There are few nicer guys in the NFL than Reid. Those who focus too much on him being "too conservative" discount how his steady style is the reason the Chiefs have quickly developed into a consistent winner under him.

Consider that Kansas City had strong competition from both Oakland and Denver in the West, and it swept both teams to take the division. Although the season ended in a home playoff loss to Pittsburgh in the divisional round, over the past two years, Reid's Chiefs have won 23 of their past 28 games.

The Chiefs had to deal with some key injuries on both sides of the ball, including Jamaal Charles, Jeremy Maclin, Justin Houston and Derrick Johnson. They had to lean on more younger players such as rookies Tyreek Hill and Chris Jones to improve on their 2015 record. Reid also had to do all that after seeing his offensive coordinator, Doug Pederson, leave to take the Eagles job he once had.

Kansas City was a Reid team through and through in '16, with stability and strong production from offense, defense and special teams. It's a compliment to put him in the same breath as Chiefs coaching great Marty Schottenheimer, not a detriment.

Although Garrett, Del Rio, Quinn and Belichick could boast great seasons, Reid had long deserved another one for his career resurgence in Kansas City. As he turns only 59 in March, Reid has plenty of time to deliver a few bigger wins for the Chiefs.

(Brad Childress and Matt Nagy)

## **Chiefs give promotions to assistant coaches Brad Childress, Matt Nagy**

Terez Paylor

Kansas City Star

February 13, 2017

The Chiefs on Monday filled the final void on their coaching staff created by the offseason departure of assistant David Culley, who became the Buffalo Bills' quarterbacks coach.

Culley's duty as receivers coach was filled almost immediately by Greg Lewis, who played for Chiefs coach Andy Reid for several years in Philadelphia.

But Culley's other role in Kansas City for the last four years, assistant head coach, sat idle until Brad Childress was promoted Monday to the position, which is the highest on the staff other than head coach.

"With Coach Culley's departure to Buffalo, it opened up the position of Assistant Head Coach," Reid said in a statement. "Moving Coach Childress into that job was a natural fit. He has been in the National Football League for nearly two decades, he's been a head coach, and knows the various demands on and off the field."

Childress, like Culley, is a longtime Reid assistant. Childress joined the Chiefs' staff in 2013 as a spread-game analyst and special projects coach, but was elevated to co-offensive coordinator last season after the departure of Doug Pederson, who left to become the head coach in Philadelphia.

Childress shared the co-offensive coordinator role in 2016 with former quarterbacks coach Matt Nagy, who also was promoted Monday when Reid made him the team's sole offensive coordinator.

Though Reid called the plays last season, Childress and Nagy helped formulate each week's game plan, and Nagy was the only one who spoke to the quarterback through the headset.

"Coach Nagy did a tremendous job last year and grew in his role as the season progressed," Reid said. "He's a talented coach that I believe will continue to evolve as his responsibilities increase. I'm confident these changes will be beneficial to our coaching staff and our team."

The Chiefs went 12-4 and won the AFC West in 2016. They improved from 27th in total offense to 20th.

(Mike Kafka and Rod Wilson)

## **Chiefs officially fill coaching staff vacancies**

Matt Derrick

Chiefs Digest

February 8, 2017

Club names Mike Kafka as offensive quality control coach and Road Wilson as assistant special teams coach

KANSAS CITY, Mo. — The Kansas City Chiefs officially filled the last remaining vacancy on Andy Reid's coaching staff while also carving out a new role for one of Reid's former quarterback disciples.

Rod Wilson joins the staff as assistant special teams coach, filling the void left by Brock Olivo's departure to the Denver Broncos. Mike Kafka assumes the role of offensive quality control.

Wilson entered the college coaching ranks as linebackers coach at Charleston Southern in 2013. Last month he accepted the same job at Furman University before bolting for the Chiefs.

The 35-year-old Wilson owns close ties to Chiefs' special teams coordinator Dave Toub. The Chicago Bears drafted Wilson in the seventh round of the 2005 NFL draft. He played parts of three seasons for the Bears, playing primarily special teams for Toub. His six-year NFL career included stints with both Tampa Bay and Jacksonville.

Kafka's move to Kansas City marks a transition from player to coach. Reid's Philadelphia Eagles selected Kafka in the fourth round of the NFL draft in 2010 as a quarterback from Northwestern. The 29-year-old Kafka played three seasons for Reid as a backup quarterback, playing in just four games. Kafka also served as a backup quarterback for New England, Jacksonville, Tampa Bay, Minnesota, Tennessee and Cincinnati. He joined the coaching ranks last season, serving as a graduate assistant.

The addition of Kafka gives the Chiefs two offensive quality control coaches along with holdover Joe Bleymaier. Quality control assistants generally serve as coaching apprenticeships, allowing young coaches the opportunity to learn on the job. Coaches in quality control frequently analyze opponents, break down statistics, compile notes and organize practices.

(Mike Borgonzi and Michael Davis)

## **Chiefs Make Changes to Personnel Staff, Including Two New Hires**

BJ Kissel

Posted Jul 25, 2017

Chiefs.com

An update from training camp

The Kansas City Chiefs made three changes to their personnel staff Tuesday afternoon, including the promotion of Mike Borgonzi to Director of Player Personnel.

Borgonzi, who is set to begin his ninth season with the Chiefs, was promoted to Co-Director of Player Personnel prior to the 2015 season after serving two seasons as the club's Assistant Director of Pro Scouting (2013-14). He also worked for two years as a Pro Personnel scout (2011-12), and one year as the team's Manager of Football Operations (2010).

Borgonzi joined the Chiefs in 2009 as the team's college scouting administrator. He was a four-year starter as a fullback at Brown University, earning All-Ivy League honors three times.

The Chiefs also hired Michael Davis as a personnel executive.

Davis brings a wealth of experience with almost two decades in the league as a personnel guy, spending time recently with the Philadelphia Eagles, and before that a long time with the New York Jets. During his career, Davis has worked as an area scout, assistant director of college scouting, and assisted in pro personnel operations as well.

Davis played collegiately at Virginia State University, where he's a member of the school's Hall of Fame after a standout career at wide receiver.

The Chiefs also hired David Hinson as an Area Scout.

Hinson also brings a ton of experience to the Chiefs having served recently as an area scout for the Philadelphia Eagles, and before that, the New York Jets, Cleveland Browns, New Orleans Saints and Buffalo Bills.

Hinson played collegiately at the University of Buffalo.

(Brett Veach)

## **Breaking Down Process That Led to Brett Veach Being Hired as GM**

BJ Kissel

Posted Jul 25, 2017

Chiefs.com

Here's what led to the hiring of Veach

It didn't take long for those in attendance to see what Kansas City Chiefs' Chairman and CEO Clark Hunt had seen all throughout the interview process.

On Monday afternoon, Brett Veach, who had most-recently served as the Chiefs' Co-Director of Player Personnel, was introduced as the seventh general manager in franchise history.

The methodical approach that has made Veach a standout NFL personnel guy over the past decade had shown itself by him confidently, carefully, and genuinely answering every question during his introductory press conference.

It was the same approach Veach had taken to his first interview for the position with Hunt, which took place a few weeks ago in Dallas, Texas.

"It was about a four-hour interview," Veach explained. "It was long and there was only one break, but when I got back to Kansas City, I didn't hear anything for like six days, so I was like, 'Man, I probably screwed that up.'

"A week later, [Hunt] called me and had some follow up questions."

Following that call, which lasted about an hour, Veach said he and his wife, Allison, perked up every time the phone rang.

"It was funny because [Hunt] called a couple of other times before the actual call in which he offered the job," Veach explained. "When she knew he was calling, she was like, 'Is that the one?'

"I was like, 'No, not yet. Not yet.'"

For Hunt, who had known of Veach before this process as "somebody who loved football and loved watching tape, and somebody who'd had a big impact on our drafts the last couple of years," the process of ultimately landing on his in-house candidate wasn't without doing his due-diligence.

"We evaluated more than a dozen candidates and interviewed some outstanding personnel executives," Hunt explained. "After going through the process, it was clear that Veach was the right person for the job. I am confident that he will do an outstanding job of leading our personnel department. He has a sharp football mind, a tremendous work ethic, and a keen eye for finding talent."

Veach, who was going through the interview process for a general manager position for the first time in his career, also did his due-diligence in making sure he was prepared for whenever that time did come. He said he got some advice from an old co-worker and a guy who also recently went through a similar process.

“Actually, Chris Ballard,” Veach explained of who helped him prepare for his interview. “He reached out and we talked a while. He’s great. He sent me a bunch of information. It was funny because last summer, going into the 2016 season, I was in the office and Chris would always tell me, ‘Just work on your portfolio, Brett. You’re gonna get a shot, and you never know when it’s going to happen.’

“So, when this all went down, Chris called me and said, ‘Hey listen, I know you already worked on that portfolio, but here’s some more stuff, and when you get that opportunity, this will help when you meet in front of Mr. Hunt.’

“Chris was awesome.”

Veach said he was at his house in Lee’s Summit when Hunt called with the official offer.

After talking and sharing the news with his family, which includes his daughter, Ella, and twin sons, Elijah and Wylan, Veach’s next call was to his high school coach at Mount Carmel (PA)—Dave Williams, and then to the other co-director of player personnel with the Chiefs and one of his closest friends, Mike Borgonzi.

Within three hours of being announced as the Chiefs’ new general manager, Veach said he had heard from every scout in the Chiefs’ personnel department.

“They were excited,” Veach explained. “Again, we’ve worked together for four years and keeping this thing going was big for all of us. They were genuinely excited, and I’m equally as excited to continue to work with them.”

Veach first entered the NFL as a training camp intern with the Philadelphia Eagles in 2004, and would later serve as Andy Reid’s assistant from 2007-09, before moving permanently to the personnel side of things in 2010 as a Pro and College Scout. He was promoted to Southeast Regional Scout (2011-12) before joining the Chiefs as a Pro and College Analyst (2013-14).

“10 years ago, Andy Reid took a gamble on hiring a former intern as his assistant,” Veach explained. “Although we didn’t talk much the first few months working together, we quickly developed a strong relationship. I obviously learned a lot of football from him over the years, but as many of his current and former players will tell you, [Reid] teaches you more about life than the game of football.

“Much of the work he gave me back then (with the Eagles) was centered to the personnel side, so I grew a very deep passion for player evaluation and roster composition. And then obviously coming (to Kansas City) and my last four years here—really falling in love with the city, falling in love with the players here—this opportunity means everything to me.”

Despite the obvious connection and indebted past with Reid for Veach, there’s no hesitancy for Veach, who often spoke Monday of having strong opinions, in telling Reid if he disagrees with an assessment.



"If you know [Reid], he likes to surround himself with people who work hard and challenge him," Veach explained. "I don't think he'd have had respect for me if I was saying, 'Yes, yes, yes,' for 10 years. I think my ability to go in there and challenge him in different areas raised his game. And I think that he always understood that, when I came to him with an idea, with a solution to a problem, that it was well-thought out and well-researched. We have a great deal of trust and respect."

"You get the best out of you when somebody is pushing you and challenging you," Reid added. "I am going to tell you, I am not always right. That is not how I go into this at all. I listen and I try to surround myself with good people on the coaching side."

"Tell me what you think and let's go. That is the only way we are going to get better."

For a team that's had four-straight winning seasons, three playoff appearances in four years and is defending an AFC West title in 2017—there's every reason for Veach to feel like he's in a position to succeed right now.

"We have a great coaching staff, a great locker room, and great players," Veach explained. "When you are in this line of work and you are with these guys day in and day out, they are like family members. We understand each other, and they know me and what I bring to the table. I'm all about trust and respect. Nobody has all the answers to everything. There's a lot of good information out there, and at the end of the day, you're only as good as the people around you."

"There's going to be challenges, and I'm going to make mistakes, but I'm going to learn along the way. One thing about me that you'll get to know very quickly is that I'm not afraid to work, and I'll do whatever we need to do to keep this thing headed in the right direction."

"I'm just extremely honored and humbled to represent the Chiefs."

(Andy Reid)

## Chiefs' Andy Reid wins top coach award in AFC West

ESPN Wire

January 18, 2017

ESPN

Kansas City Chiefs coach Andy Reid was voted AFC West coach of the year by the four reporters covering the division for ESPN.com.

**Paul Gutierrez**, Oakland Raiders reporter: Hey, Kool-Aid? Reid, who in his complete red getup and stalking manner resembles the drink's smiley-faced mascot, has been anything but refreshing for the rest of the division, or the league for that matter. All Reid has done since arriving in Kansas City in 2013 is average nearly 11 victories, including a 12-4 mark to win the division this season after sweeping the Raiders. In fact, the Chiefs have won 22 of their last 26 regular-season games dating to last season, some by the flukiest of circumstances. Think, Eric Berry's pick-two to beat the Falcons, or the Broncos trying and missing a 124-yard field goal (give or take 62 yards) in the Denver cold in overtime. Now, if Reid and the Chiefs can win a playoff game, the rest of the division will really drink the Kool-Aid.

**Jeff Legwold**, Denver Broncos reporter: Jack Del Rio has to get a long look given the Raiders made their first postseason trip since 2002. Del Rio gave the team an edge with some well-timed, go-for-it calls, and if not for an injury to quarterback Derek Carr, the Raiders would have made a far better showing in the wild-card game. But the pick here is the Chiefs' Reid, whose team scored eight touchdowns on defense and special teams. The Chiefs are expected to work a contract extension for Reid in the coming offseason -- he's in the fourth year of a five-year deal. The Chiefs won the AFC West for the first time since 2010, or the last season the Broncos didn't make the playoffs. Reid is 43-21 in his Chiefs tenure, and they've made the postseason in three of his four years.

**Adam Teicher**, Chiefs reporter: The Raiders had been building toward their 12-4 record this season for a lot of years, but they needed a coach who could change Oakland's losing culture. They found it in Del Rio. He set the tone in the opener in New Orleans. The Raiders, down by seven points late in the game, scored a touchdown, but rather than kick the extra point and play for overtime, Del Rio played to win. The Raiders scored on the two-point conversion. Oakland then went on to have its first winning season since 2002.

**Eric Williams**, San Diego Chargers reporter: Del Rio certainly deserves consideration, but I'm going with Reid. Kansas City has made the postseason three out of the four years during Reid's tenure. Further, the Chiefs swept the Raiders this season, winning the AFC West. The Chiefs are 16-8 in the AFC West during Reid's tenure, including a 6-0 record this year. Reid does a great job of limiting mistakes and had the Chiefs playing at a high level entering the playoffs.

(Clark Hunt)

## **Chiefs' Clark Hunt paid for extra staff members to attend Pro Bowl**

Terez Paylor

March 27, 2017

KC Star

The Chiefs' coaching staff was selected to coach the AFC in the Pro Bowl this year in Orlando, and as such, the National Football League paid for about 30 members of the team's coaching and support staff to attend.

But the Chiefs ended up sending about 50 members of the coaching and support staff after team chairman Clark Hunt paid the tab for the rest.

At the NFL's annual meeting on Monday, Hunt credited coach Andy Reid for the gesture.

"Well, I think it really starts with Coach Reid and how he likes to treat everybody on the football operations side of the staff. When you have an honor like being invited to the Pro Bowl, that's an honor that's shared by the entire staff," Hunt said. "The league does have limits on the number of people that they'll cover, and we just felt like it was important — and the right thing to do — to make sure that everybody who was a part of the success we had this year had a chance to go down there and be part of that."

The Chiefs' staff also coached the AFC in last year's Pro Bowl, and Hunt paid for additional staff members to that event, which was in Hawaii.

### **Extra points**

There's little doubt tight end Tony Gonzalez will go into the Chiefs' Ring of Honor someday. And while it might seem curious to Chiefs fans that Gonzalez, the team's all-time leader in catches, yards and receiving touchdowns, has not been inducted yet, it turns out there's a good reason why.

"We have a policy about a player being retired for a certain number of years that's like the NFL's (for the Hall of Fame)," Hunt explained.

NFL rules mandate a player must be retired for five seasons before he can be inducted into the Hall of Fame. Gonzalez's last played in 2013, meaning he's been retired for three full seasons and won't be up for enshrinement until after the 2018 season.

(Tim Terry)

## **Chiefs hire Green Bay's Tim Terry as director of pro personnel**

Terez Paylor

May 17, 2017

KC Star

The Chiefs have hired Green Bay's Tim Terry to be their director of pro personnel, a source confirmed to The Star on Wednesday.

Terry, 42, will replace Will Lewis, who served in the role the last four seasons but was not retained by the Chiefs.

Terry, a former NFL linebacker, has been with the Packers since 2004, when he joined the team as a pro personnel assistant. In 2008, he was promoted to assistant director of pro personnel, the position he held until he was hired by the Chiefs.

In that role, Terry was responsible for scouting professional prospects in the NFL, Canadian Football League and Arena League, according to his bio with the Packers. Terry was also involved with the in-season, advance scouting of the Packers' upcoming opponents, which will also continue with the Chiefs.

Terry also served as the Packers' director of player development, where he was charged with overseeing the locker room and assisting players in acclimating to their roles, both on and off the field.

It is not yet known how the Chiefs plan to replace Trip MacCracken, who served as director of football administration the last several seasons but was also not retained. MacCracken worked with Brandt Tilis to help manage the team's salary cap.

Terry's hiring was first reported by NFL Network.

(Matt Nagy)

## **The Six Conversations That Changed Matt Nagy's Life: The journey of the Chiefs' offensive coordinator**

BJ Kissel

August 13, 2017

Chiefs.com

All Matt Nagy ever wanted was an opportunity to show what he could do at the highest level of football he could reach in that moment.

"I wasn't given the opportunity to play Division I football out of high school, and in my opinion, I felt I could," Matt explained. "I wasn't given an opportunity to play in the NFL out of college, and I felt I should have."

It wasn't easy for the current Kansas City Chiefs' offensive coordinator. The path to the NFL was never clear.

Undaunted, the journey to this point in his career wouldn't have happened for a lot of people in the same situation.

Nagy had the audacity to gamble-to take calculated and sometimes seemingly illogical risks inspired through advice he received from a diverse group of people: a college teammate, a gym owner, a residential builder, and a high school football father.

Nagy listened to the advice. It's why he's here in Kansas City, where he has spent the past four years helping veteran Alex Smith become the third-winningest quarterback in the NFL over that time, and why he will be an instrumental figure in shaping rookie quarterback Patrick Mahomes' future.

Once he got his chance, it took only seven NFL seasons for Matt-the 39-year old married father of four-to work his way up to an NFL coordinator position. His journey from the football-crazed area of Lancaster, Pennsylvania, to a chance tryout that landed him in the Arena Football League, and then to the highest level of football in the world hasn't necessarily been the fast track it seems.

Matt's story is one of a family man who risked everything by betting on himself in one of the biggest moments of his life, and how an unbridled passion for the game has been the root of his family coming together since he could first wrap his hands around a football.

To his family, football has always been more than a game.

Here are the six conversations that changed Matt Nagy's life, and defined the risks he took:

### **First Conversation**

#### **Chase the Dream or Remain Financially Stable?**

It was late-February in 2010 when Matt and Stacey Nagy, who had been married for eight years and together since he was a "big-time" sophomore and she was a senior at Manheim Central High School in Pennsylvania, had a discussion that ultimately changed the trajectory of everything they had planned for their young and growing family.

Football had been Matt's life from the time he was a kid-growing up less than 15 miles from the house he and Stacey had settled in with their family, and he was faced with a decision of whether or not to continue chasing that dream.

Matt had a job in real estate, which was provided to him by a man Stacey still calls an "angel" to their family. Matt was paid well and could comfortably provide for them. They also had four kids under the age of six years old.

"Matt always had this idea of a big family," Stacey explained. "So, I thought after two boys, I can do one more, we'll have the girl and live happily ever after."

"We tried for a girl and got twin boys," Matt laughed.

"Twins do not run in either side of our family so it never crossed my mind in a million years," Stacey added. "So, when I found out, I thought, 'He always gets his way.'"

It had only been two years since Matt's Arena Football League career, which lasted six years, had ended, and the former college All-American was coaching high school football-cultivating his passion each fall.

Over the previous two summers, Matt had also been a coaching intern with the Philadelphia Eagles-an opportunity presented to him by an old college friend and teammate, Brett Veach, who would be a part of a couple of the key conversations in Matt's life.

The internship with the Eagles was a way to keep his name and face out there in case an opportunity presented itself.

And then, it did.

There was an opportunity to join the Eagles' staff as coach Reid's assistant-a job Veach had and was departing from for a role on their personnel staff.

It was an opportunity many wouldn't have thought twice about accepting.

For Matt, the job meant cutting his salary by two-thirds-a decision with implications that stretched far beyond himself.

"This was pulling at him," Stacey explained of this decision. "It was a huge risk, and I come from a family that doesn't take risks, so, I knew we were going out on our own with this. My family couldn't really back us, they were like, 'You have four kids and you're going to be an assistant and get paid what?'"

"They didn't understand that's where most people start."

For Matt, the decision meant chasing a dream.

For Stacey, the decision meant a lot more would be on her plate, as well as the "revolving door" of family members who were always around to help.

"You're talking about somebody's dream," Stacey added. "I saw how he was – he wasn't miserable by any means – but it wasn't a passion that he had to sell houses like he does with football.

"Now, he'll come home from working a 12-15-hour day, and if there's a game on or if there's film to watch, he's watching it. He just never really shuts it off, he loves football."

To this day, they still talk about the conversation which led to Matt accepting that first job with the Eagles.

"I had a pretty good salary at the time and it was a risk, but we said, 'You know what, let's go all in and let's do it,'" Matt recalled. "So, I told my boss-somebody who has a special place in my heart because of the way he took care of me and my family during that time, and we did it."

Stacey, who ran track and cross country in college just outside of Philadelphia at West Chester University, understood the competitive nature of Matt to continue chasing his dream, which became their family's dream as well.

"It's more than a game, it's always been a way of life for our family," Stacey explained. "There was just this sense of emptiness, and we knew the risks we were taking.

"It just felt right."

And years before that, the chance to play in the Arena Football League almost didn't happen.

## **Second conversation**

### **"You remind me of Kurt Warner"**

"I wanted nothing to do with it," Matt explained. "I was angry. I was done playing. I said I wasn't going to be that guy who hangs on. It's the NFL or nothing. I'll just move on with my life."

That was the tenor of the late 2001 conversation between Matt and his father, Bill Nagy.

For much of Matt's life, Bill lived at a distance, but it's the way in which Bill worked through it that helped shaped Matt's perception of family, and what they do for each other.

The conversation that day was surrounding a tryout for the Arena Football League's New York Dragons, which was setup by Matt's agent at the time.

Just a year earlier, Matt had finished up his collegiate career at Delaware by becoming an All-American as a senior-setting more than a dozen school records.

At that point, Matt's dream was to play in the NFL, and he was close a few times. He had a couple of tryouts, including one with the Green Bay Packers that took place on September 11, 2001.

It was a memorable trip, but not because it led to an opportunity to play in the NFL.

To this day, Matt remembers watching the television coverage of the terrorist attacks that claimed 2,996 lives in New York, Pennsylvania and Virginia that fateful day. He was in the locker room of the Packers' facility with Brett Favre, Doug Pederson and others, glued to the television, along with everyone else around the country.



Matt was forced to remain in Wisconsin for seven days after the tryout as flights were grounded, and all rental cars were gone.

It's a time he remembers like it was yesterday, but not for the reasons he was there in the first place. His next opportunity was in a place he didn't want to be.

Matt's father, Bill, was a prominent high school football coach in New Jersey, who coached the likes of current New York Jets head coach, Todd Bowles, among many others during his time at Elizabeth High School in New Jersey. Bowles was on their state championship team before moving on to play collegiately at Temple, and then making his way to the NFL.

Before he got into coaching, Bill was a pretty good player himself-earning All-American honors as a defensive tackle for Bloomsburg University. He also spent some time in the World Football League.

Now, he was trying to help his son understand the opportunity the AFL (Arena Football League) could provide.

The Nassau Coliseum in New York was the home of the Dragons, and that's where Matt would try out that day. It was just a short drive for Bill, who at the time was living in New Jersey.

Even as he was lacing up his shoes on the sideline before the tryout, Matt didn't want to participate.

"I was almost to the point where I was browbeating him because he didn't want to go out there," Bill recalled. "[Matt] went out there very reluctantly, but once he got out there, he just started lighting it up.

"I can remember the other [Dragons] players were actually yelling to (Dragons coach) John Gregory, 'Sign him! Sign him up!'

"I'll never forget that."

After the workout, Gregory, who had a successful past of developing quarterbacks in the AFL, pulled Matt off to the side.

"He said he was going to offer me a contract with the team," Matt recalled. "And then he told me, 'You really remind me a lot of Kurt Warner.'

"That was the one phrase that stuck with me," Matt noted. "That's all I needed to hear."

Warner had played for Gregory for three years with the Iowa Barnstormers before embarking on a 12-year NFL career that's led him to the Pro Football Hall of Fame.

Matt ultimately signed to play that next season with Gregory and the Dragons (2002), and would go on to spend time with the Carolina Cobras (2004), Georgia Force (2005-06), and Columbus Destroyers (2007-08) as well. He finished his six-year AFL career with 374 touchdowns and just 55 interceptions, and a quarterback rating of 115.1.

On two different occasions (2005, 2007), Matt helped lead his team to the Arena Bowl-the league's championship game. He was a natural leader-a natural athlete.

Growing up, he played every sport imaginable. Matt's first memory of sports was a swim meet, and he still has pictures of him racing BMX bikes as a kid. He also played tennis and was a bowler, along with playing basketball and baseball.

After his parents divorced, Matt, who was an only child, went with his mother and moved back to her hometown of Lancaster, Pennsylvania, which is two hours west of where his father was living in New Jersey.

"It was hard for her to have a job, and for me to come walking home on my own from school every day until she got back from work," Matt explained. "I didn't have brothers or sisters or a father figure to come home to. That was difficult, and I know that has probably always bothered her, but she did a great job of making that seem 'normal' for me. We had a great relationship growing up. She was always there for me.

"She got remarried, and she lives in Lebanon, Pennsylvania, now."

Despite the divorce, Matt's mother and father, who both remarried, had a great relationship, and still do to this day.

"A lot of my friends in high school thought they were still together because they were so friendly around each other," Matt explained. "They get along. If that had gone a different direction and my dad would've handled it differently, I could have turned out different.

"But he was always there for me. He's never wavered."

Despite having two kids-Luke and Jenna-with his new wife, Bill was always a central figure in Matt's life.

"I said to myself that there was a bit of a distance issue here, but no matter what happens, I'm not going to allow the distance to interfere with me being in Matt's life," Bill explained.

It wasn't always easy though.

Bill would drive the two hours to Lancaster almost every weekend-sometimes bringing Luke and Jenna with him, and it was often sports that brought them together.

It's a theme Matt had learned at a very young age-sports were often the root of it all.

"By the grace of God, Matt's mom – and to this day we've always been very good friends – she understood that because I did come all that way, she graciously allowed me to stay at her place and spend the weekend with Matt," Bill explained.

Bill recognized Matt's football talents at a very early age. He recalled a game he was watching with Matt's grandfather, Carl Ibach, when Matt was playing quarterback at just 11 or 12 years old, that always stuck with him.

"He took the snap and was rolling right, and the defensive end was knifing in on him," Bill recalled. "The defensive end lunged at him across his face and thought he was going to create a fumble, and Matt put the ball behind his back in counterclockwise motion to his right hand, and pitched it to the option guy. The back got the corner and ran.

"I looked at Carl, and Carl looked at me, and we just shook our heads like, 'This is unbelievable, man.'

"It was something you couldn't coach, and we knew right then that Matt was going to be something special."

Ibach, who was a key figure in Matt's life, passed away before Matt got to high school and took over as the starting quarterback at Manheim Central High School.

The Manheim community and football program are Pennsylvania's version of "Friday Night Lights."

It's the kind of community where the high school coaches visit the youth games on Sunday mornings to see what's coming through the pipeline. The youth coaches also teach many of the same schemes the kids will use at the high school level.

This is an environment where Matt thrived.

"He was a legendary player for us," Mike Williams, who recently stepped down after 34 years as head coach to be an assistant, said of his former quarterback. "Everybody said Matt was very un-coachable-that he's so intense that you just can't coach him. I realized if you tried to get on him, if he makes a mistake and you try to get on him, he's just going to go the opposite way.

"We coach our players hard. With Matt, it was just a little different. He was so intense."

The most memorable moment in Matt's high school career, which had just two losses-both of which came against the same team-Berwick, wasn't a good one.

As a junior in the state semifinals against Berwick, a game that took place at Hershey Park in Pennsylvania in front of more than 20,000 people, Manheim was trailing by a touchdown with just a few seconds left in regulation.

They had the ball at the four-yard line.

"I threw a slant route and didn't see the linebacker," Matt explained. "They picked it off. The crowd went nuts. The game was over, and I was absolutely devastated."

It's a moment that has driven Matt throughout his entire football career, and one he remembers vividly to this day.

"It motivated me," Matt mentioned. "It was a bad play, but I think in the end, if I could rewind back to my whole football career, that one play helped push me to the top in a lot of different areas."

The Manheim community, which eats, sleeps and breathes football, didn't chastise their young quarterback after the interception that ended the playoff game, but rather lifted him up.

"I got so many letters from parents and people around the community after that game telling me to keep my head up," Matt recalled. "That meant the world to me."

### **Third Conversation**

#### **Matt's Most Memorable Moment at Delaware**

One guy who remembers watching that game against Berwick on television was Veach, who was recently named the Chiefs' new general manager after serving as co-director of player personnel since 2015.

Veach was a year younger than Matt and grew up about 60 miles from him in Mount Carmel.

"I was pulling for Matt and Manheim because I wanted to see Berwick lose," Veach recalled of watching those games during Matt's junior and senior seasons. "Those were state championship-caliber teams Matt was on at Manheim, but they could never get past Berwick.

"We never played against each other, Matt and I, but we were close enough that we knew of each other," Veach added.

Veach would join Matt at the University of Delaware.

Despite being courted by the University of New Hampshire, and their running backs coach at the time, Chip Kelly, Matt enjoyed the "family" atmosphere of Delaware.

At the time he went to Delaware, 11 of the 12 coaches on staff had played there, and Matt said it reminded him of his hometown.

Matt was recruited there by Gregg Perry, who was the offensive line coach and promised Matt, a pocket passer, that they'd tweak their offense to suit him. Delaware was known for running the Wing-T-a run-heavy system, particularly for the quarterback.

"Coach Williams did a great job training Matt," Perry, who was at Delaware when former NFL (and Chiefs) quarterback Rich Gannon played there, explained of recruiting Matt out of Manheim Central. "As a high school quarterback, Matt could recognize two-deep, three-deep, and what people were trying to do with their coverages. He did a nice job with their protections and getting to the right calls well before he got to Delaware."

Football, and everything with it, came naturally to Matt.

When asked of his favorite memory in college, Matt recalled a particular play against Villanova, which at the time was led by their star running back Brian Westbrook, who would later go on to play for the Eagles for eight years and make two Pro Bowls (2004, 2007).

After falling behind big in the first half by a score of 35-10, Matt recalled the play that got them back into the game.

It wasn't necessarily a conversation, but there was an unspoken language on the field that day that stands lucid in Matt's memory.

"I looked out to my right and [Veach] was lined up for a slant route," Matt recalled. "I looked out to him, and he looked in to me, and he just tapped his head and I tapped my head, to signal a go-ball, a fade. He ran a quick fade in the end zone and I put it up to him and he caught it for a touchdown, and that kind of catapulted us. It gave the momentum going forward.

"We ended up winning the game 59-42, but that memory of Brett and I, and where we have come from-that was special."

It's almost poetic, considering how far they've each come from those days and where they are right now.

It was the first of many moments that've connected the two-former central Pennsylvania prep standouts, who learned at an early age that football was a way of life where they're from.

"When you grow up in central Pennsylvania like we did, that's the pride and joy of that state," Veach explained. "When you're young, the only thing you want to do is go with your parents to a high school football game. I remember being as young as four or five years old and going to games with my dad, and that's all I ever wanted to do.

"Football is engrained in you from an early age. Whether it's a player, coach or personnel guy, it's basically who you are. It's in your blood, and it's going to be a part of your life.

"If you're around Matt for a few hours, you just know that the sport consumes him. It's who he is. It's part of his DNA."

#### **Fourth conversation**

##### **Larry Wisdom - "I'll always be indebted to him"**

There are only a few people in the world who could put together the connection between the current Director of Performance for the Baltimore Ravens, and a high school classmate of Chiefs' Assistant Head Coach Brad Childress' in Chicago.

But when telling Matt's story, the connection between these two men and the conversation they once had is paramount to Matt's journey.

In 2008, not long after finishing up his second season with the Columbus Destroyers of the AFL, where Matt threw for over 4,000 yards with 74 touchdowns and just eight interceptions that year, Matt learned the AFL was in financial trouble, and would be cancelling the 2009 season.

It was a huge problem.

Matt's salary is what had supported their family. Stacey had given up her teaching job at that time to stay home with the kids.

Everything changed.

So, Matt's whole focus went from hoping and working towards a shot in the NFL-to trying to figure out how to support his family.

Back in 2003, just a year after joining the AFL, Matt suffered a torn ACL and was out for the year. He was recovering and rehabbing at a local gym near his hometown, which was owned by a guy named Steve Saunders.

"That was really the beginning of Matt and I's relationship," Saunders, who remains close friends of the Nagy family to this day, explained of that time. "I was his strength trainer, therapist, and psychologist at times. I was trying to get Matt ready to play again."

Saunders knew of the troubles Matt and his family were facing when the AFL folded, and he also knew one of the other guys he trained-Larry Wisdom, was the president of a large construction company in the area, and he might be able to help them.

Steve wanted to set Matt and Larry up for a meeting.

"I wanted to do everything I could to help them," Saunders, who just last year was named the Director of Performance for the Baltimore Ravens, recalled. "I've got five kids myself, and I was a small business owner (at the time). I know when you have mouths to feed and you have this lean time, it's a stressful situation."

"I was in my mid-50s, so I wasn't exactly your NFL athlete, or retired athlete," Wisdom, who grew up in Chicago and was high school classmates at Marmion Academy with Childress, explained. "Steve came to me one day and mentioned Matt's name. He said, 'This is somebody you can mold into a future president of the company.'"

"I felt like if I disappointed Steve by saying, 'No,' then the pain that would be caused [in training] afterwards would be terrible," Wisdom laughed. "Typically, the sessions were at 4:35 in the morning, and I was already feeling a good deal of pain."

Wisdom was the second-oldest of 10 kids in his family, and didn't have much growing up. He began working in the construction business as a laborer at the age of 19, and worked his way up to the Midwest Regional President of a multi-million-dollar company. He had moved to the Lancaster area in 2007, coming from Chicago, where his company was building 1,400 homes a year.

Much like Matt, Wisdom has had to work for everything he got in life.

Back then, it was a tough time to be in the real estate business, but Wisdom took the meeting with Matt anyways.

Matt had a real estate license-something he thought would be good to have in case he needed to supplement his income for his growing family.

Thanks to the introduction from Saunders, Matt and Larry met for dinner at Fenz restaurant in Lancaster.

"In terms of a first impression, I found him to be bright, earnest, genuine, and very authentic," Wisdom recalled of that meeting. "I found him to be at an interesting point in life. He had dreamed for a very long time to become an NFL quarterback, and he had come to a point that the chances of making that work at this point would have come at a great cost to his family."

For Matt, the issue was one of money-particularly going into a field that was heavily based on commission, which was a risk for a family with four kids under the age of six years old.

In order to do this, Matt needed a substantial base salary, and so, Wisdom asked what it'd take for him to feel comfortable.

Then, just like that, Wisdom gave it to him. He stepped up for them.

"It was a big decision because it's what was necessary to help Matt do this, and I was confident in myself that I would be able to help him," Wisdom explained. "I felt like the return would [be worth it]. I felt that the period of time from his first role in sales where he would be trained and developed - paying those hours - would be, unless I had misjudged the talent, returned in a 24-36-month period."

"It was a business decision based on his talent. It wasn't charity."

Within his first 45 days on the job after training, Matt confirmed what Wisdom saw in him by selling six homes. He was a natural, just as Saunders knew he would be when he asked Wisdom to take that initial meeting.

Matt, who no longer had to worry about how he was going to support his family, then began coaching high school football in the area. He was content, and it was because of Wisdom that the burden of how he was going to support them was lifted.

"You have three or four people in your life to which you're indebted," Matt explained. "Larry stepped into my life and took care of my family during the recession, during the time when I lost football.

"I was in a tough spot and he took care of us, I'll always be indebted to him."

Even though he was killing it as a realtor, football, and particularly, the NFL, were never too far away.

Soon, an opportunity would come calling.

### **Fifth Conversation**

#### **Veach and Nagy – "Out of Sight, Out of Mind"**

The two high school sweethearts sat on the porch of what they once-thought to be their forever home in Pennsylvania for hours on this cool summer night in 2009.

Matt and Stacey were discussing all the pros and cons of what lie ahead.

A year earlier, through the recommendation of Veach, Andy Reid had offered Matt a position as a coaching intern for Eagles training camp. It was just after Matt's AFL season had ended, so the timing worked out. He could be there without any issue.

"At that time, I went there to see if I could open up some eyes throwing the ball or something," Matt explained of the first summer interning for the Eagles in 2008. "I went there with the mindset of a player."

"At that time, they had cut our numbers on how many players we could have, so having a camp quarterback was virtually impossible," Reid explained. "So, I said to Matt, 'Listen, come be an intern-coach. You can throw all of the drills.'

"He was also learning how to be a coach, too," Reid added. "That was important to him, and I'm going, 'This guy has really got a knack.'

"Veach was like his agent."

A year later, the same offer came-a coaching internship for training camp.

But the problem this time around is that it was right after the AFL had cancelled their season, and Wisdom had just brought Matt into his company a few months prior.

"I'm no longer playing six months of football, with six months off," Matt explained. "I'm working full-time at a new home construction company, and to ask your boss for three weeks off isn't going to go so well."

They had to think about how to best support their kids. There was plenty on the line.



"The big hurdle was disappointing [Wisdom] because we had taken on that job-that was supposed to be our future," Stacey added. "Then here we were talking about going back on our word."

Matt had told Wisdom that he was done with football, and Wisdom had invested time, resources, and money, into Matt's real estate career.

There was also no way of knowing how Wisdom would react for even asking the question of potentially taking the time off to go to camp, and more than that, this was just for an internship. There was no guarantee of a job at the end of this thing.

Then, there was a conversation with Veach that Matt recalls like it was yesterday.

"[Veach] told me, 'You never know where this can take you, and if you don't do it, out of sight, out of mind.'"

"That always stuck with me," Matt recalled.

It was a decision for his football future-whether to continue to put his face out there with his hat in the ring-or pack it up and sell real estate and coach high school football for the rest of his life.

After hours of discussion on the porch that night-talking through everything-Matt and Stacey ultimately decided to ask Wisdom for the time off.

And for the second time in just a few months, Wisdom made a decision that would have a profound effect on the Nagy's journey. He granted Matt the time off, and Matt would have his job back after he returned home from training camp.

It turned out to be a pretty memorable camp for Matt, who made national headlines after an injury to Eagles' quarterback Kevin Kolb in a morning practice put the team in a tough spot.

It was just days before their final preseason game against the New England Patriots, and they were a quarterback short.

After grabbing lunch on campus just a few hours after Kolb went down, Matt returned to his dorm room and got a call from Veach, who said, "Coach [Reid] needs to see you. Hurry up. Get over here."

So, Matt quickly walked the three buildings over to the dorm where Reid was staying.

When he walked in the door, Reid, who had just finished a workout and was in a towel sitting on his sofa, proceeded to ask Matt if he had an agent, whether he was healthy, and how well he knew the playbook.

All of the answers were, 'Yes, and good,' and at that point, Matt sensed something big.

"[Reid] goes alright, 'Well, I'm going to sign you, and you're going to play in our preseason game against the Patriots,'" Matt smiled.

Amazing.

Within the course of just a few weeks, Matt went from debating the pros and cons of actually going to camp at all, and potentially risking his family's future financial means, to getting signed to an NFL contract-a dream he had for as long as he could remember.

"I was like a little kid in the candy store," Matt explained. "I was so excited. So, that whole night, I went and did my physical, I did all the blood work and all my tests."

The next day-Matt saw everything from a different angle.

"You sit on the outside of the table areas in the cafeteria for all the dinners. You sit on the outside for all the meetings," Matt said of coaches at training camp. "The next day now, I'm sitting on the inside at the cafeteria with the players. I'm sitting on the inside of the chairs with the players for meetings."

"It was just strange. I went out that next morning put cleats on for the first time in seven years. I was always playing on turf in the AFL."

Matt took reps at quarterback during the morning practice, and then as he was headed back out for the afternoon practice-walking out with running back Brian Westbrook, a rival from their college days-then-Eagles general manager Tom Heckert tapped Matt on the shoulder.

"Nags, the NFL nixed your contract," Matt recalled Heckert telling him. "You've got to go back and get the coaches shorts back on."

Just like that, it was over.

"It lasted not even 24 hours," Matt said. "I was back out that second practice in shorts as a coach, crushed, devastated. I just wanted one fourth quarter against the Patriots."

"I went on the biggest roller coaster of my entire life that day."

Matt was told part of the reason for nixing the contract had to do with the fact that the AFL wasn't completely folded yet, and the Eagles didn't want to get in a contract dispute considering Matt was still technically under contract with them.

"Now, there's a 'Nagy rule,'" Reid, who also explained the NFL didn't want a precedent being set of teams stashing players as coaches, laughed. "But that was it-right there, I knew he wanted to get into coaching, and he seemed wired the right way."

After camp had concluded, Matt went back to selling houses in Pennsylvania for Wisdom and waited for another opportunity-hoping the investment he made by taking off that time and the gamble he took would pay off.

## **Sixth Conversation**

### **Veach gets promoted, Reid needs a replacement**

After the 2009 season ended, Veach was promoted to the personnel side of the Eagles' organization as the Southeast Regional Scout, which meant Reid would be looking for Veach's replacement.

Before he made any decisions on the vacancy, Reid asked Veach for his thoughts.

"[Reid] just said, 'Oh by the way, now that you're moving over (to personnel), if you have any names for your old spot – I already have a list of guys – but if you have somebody that would be good, let me know'" Veach recalled.

Veach did have someone in mind, but he needed to make sure his old friend wasn't planning on selling houses for the rest of his life. It had only been a few months since he had been with them at camp.

"Before I finished dialing Matt, I already knew the answer," Veach said of calling to gauge Matt's interest in the position. "I know what he's about, I know how much football means to him."

Veach was right, and the position was Matt's if he wanted it.

He wasn't out of sight. He wasn't out of mind.

"Matt was selling a house the day I called him," Reid recalled.

When Matt saw the Philadelphia number calling, he knew what that meant. He got up from the kitchen table he was sitting at while going through closing papers for a couple purchasing a house, and he answered the call.

Reid offered Matt the position on a Tuesday, and after they spoke a little while, told him to talk it over with Stacey and get back to him.

After what Matt described as a "three-minute" conversation with her, he knew what he had to do next-call the man who picked his family up at a time they needed it most. The man who Stacey still calls "an angel" to their family.

Matt called Wisdom to explain what had been offered.

"I immediately realized that this call was a moment," Wisdom recalled of that conversation. "Matt was genuinely talking everything through with me, and when you think about that, that's not necessarily the world we live in today. I remember thinking that I wasn't happy to hear it, but I didn't tell him that. I just told him that he did the thing of integrity by picking up the phone and calling me.

"What I understood about this was that it was the chance of a lifetime for him, but he had no idea where this thing would lead."

Despite the huge deduction in salary between the two jobs, Matt and Stacey bet on the dream and he was in Philadelphia by Thursday.

"There were so many emotions because I wasn't looking to ever become an NFL coach," Matt explained of their decision. "Be at a high school for thirty years and ride off into the sunset-I was cool with it. When [Reid] called me that night and explained the position-there was a risk for us financially. I mean, it was a big time set back, but you've got to take one step back to take two steps forward."

Matt also saw this as the opportunity to prove something.

"I wasn't given the opportunity to play Division I football, and in my opinion, I felt I could," Matt added. "I wasn't given an opportunity to play in the NFL, and I felt I should have. I felt like a lot of that was lack of speed and lack of size. But with this deal with Coach Reid, when he offered that to me, I knew that the lack of speed and lack of size couldn't hold me back.

"I knew that with my heart, determination, loyalty and trust, that I could earn that from coach over time."

Matt did earn that trust from Reid, and it happened in just a short time.

Fast forward seven years and the former All-American quarterback has already worked his way to an offensive coordinator position-something that doesn't usually happen that quickly, and when talking to those close with him, Matt has earned everything he's getting.

"He's very much blue collar and he very much knows how to work for everything," Veach explained. "From Manheim Central to the University of Delaware and the AFL, truly nothing was ever given to him. Just like we do in scouting, you look for guys who are passionate, smart, and who love the game, and more so than anything, he's just a positive guy. That's a big deal because how you present yourself to your team, your peers, to your personnel staff, that's a big deal in this league.

"There's going to be more downs than ups in this business and a lot more struggles than successes. So, when you have a guy who is sharp, bright and articulate, but who also exudes positive energy, it's a really good combination, and I think it's what has made him so successful."

Two central Pennsylvania guys whose fathers were both prominent high school coaches, and who both ended up together at Delaware, and then again in the NFL, it's a story that doesn't happen often.

"We talk about it all the time," Veach explained. "We'll be at a game or in each other's office and we'll just talk about, 'Can you imagine however many years ago it was we were chucking it around at Delaware?'

"I just think we feel extremely grateful because we understand there are thousands of people who would instantly give up what they're doing to be in our positions," Veach added. "So, the fact that we're able to help each other – and listen, I had an opportunity to help Matt out back then, but he's been very helpful in my career, too.

"He's a smart offensive mind and, from a personnel standpoint, when I have a question about offensive schemes or quarterbacks, Matt has been a great resource for me, too."

The game has always come easily to Matt-even if many of the early opportunities didn't.

It's a trait and work ethic he's used to work with Alex Smith over the past four years-helping him set multiple franchise records, and it's also what he'll use to help develop Patrick Mahomes-one of the most intriguing young players in recent Chiefs' memory-for the future.

In the end, it's a life that's been destined for this course since his father first saw him spin that ball around his back to avoid a defender. It was a natural fit.

And while Matt has given everything he has to the game that now helps support his family, the truth is all of it has only been possible because of Stacey.

"She's been the one who has kept this whole thing together," Matt explained of his high school sweetheart, who held things down as he was always on the road. "She's been there from the start, and not a lot of people can say that."

A family that made decisions many wouldn't have made are now reaping the rewards of those gambles.

It's a journey that a few years ago brought them to Kansas City, where Bill has since moved to be closer to his grandkids, and where Matt's reunited with an old friend in Veach.

It's also where their family's passion for the game is understood by a fan base that shares a similar sentiment.

"It's a complete family atmosphere," Stacey explained of the Kansas City community.

"Everybody is so nice and warm and welcoming. I was shocked when we first moved here because everyone was still always wearing red-despite all the losses they had in the years before we got here.

"It just felt like everybody was joined to the same cause. It really felt like home pretty quickly."

"The fans, the people, the community here-it's real," Matt explained. "They're in it just like we are."

After all, it's always been more than just a game to their family.

(Brett Veach)

## **Chiefs GM Brett Veach Breaks Down Process of Establishing 53-Man Roster**

BJ Kissel

September 1, 2017

Chiefs.com

This is what takes place behind the scenes

Over the past few days, the league has seen an aggressive approach from new Kansas City Chiefs' general manager Brett Veach, who has made two trades to acquire former high picks from the 2015 NFL Draft in linebacker Reggie Ragland, and offensive lineman Cam Erving.

Ragland was a second-round pick (No. 41 overall) of the Buffalo Bills out of Alabama, while Erving was a first-round pick (No. 19 overall) of the Cleveland Browns out of Florida State.

Both players have high upside and plenty of time left as things are currently structured to work with these coaches to develop and reach their potential.

Earlier this week, Veach sat down for an exclusive interview to break down how he and his staff evaluate players from other teams during the preseason, and the process the Chiefs will go through to establish their 53-man roster by Saturday afternoon.

"We break it up where certain scouts are required to watch certain divisions, and they tag players who have stood out," Veach explained of how he and his staff cover all of the other 31 NFL teams during the preseason. "As soon as preseason starts, we're attacking the tape on these other teams. You're doing the best you can to figure out where their strengths and weaknesses are, where they have depth, where they might be able to move from a position, and you try to find natural trading partners.

"So, from the time preseason starts, we're communicating with all teams. We're trying to keep an open-door policy in regards to where we are, where they are, exchange information, and try to be honest."

It's not a blind guess as far as who they speak with either—there are calculated reasons that all teams use to get information from one another—not just the Chiefs.

"We do a good job projecting rosters based on what teams have done in the past," Veach explained. "If a team has had the same coach and/or general manager for a number of years, you look at their historical trends. If they usually keep eight offensive linemen and have 11 who are really good, then you reach out to those teams.

"You don't ask specifically for players, but you ask what they're thinking and who may be available."

The scouts will also look at projected starters and key contributors, recent top draft picks, contract status' and so forth, so they put together a list of "bubble" guys for the other NFL teams who have flashed something in the preseason. Those players are tagged.

In this way, there's not a huge change for the scouts when it comes to having just one cut-down day—from 90 players straight down to 53—they still have their list of tagged guys, but there just may be a few more on it.

"At the end of this process, all the guys who are tagged will show up by position, and we may attack the positions we need first," Veach added. "But all the guys who stand out that are undrafted free agents, that are good players but because of depth may get cut, or guys who are talented players but because of their contracts get terminated, we're going to watch all those guys, but we may start with positions we need first."

Because he's relying on his staff to bring him the initial list of tagged players, there's a certain trust involved in this process from Veach, which means it's truly a team effort.

"I have the utmost respect and trust for our scouts, and I know they know our roster really well," Veach explained. "I've worked with most of these guys the last four years, and I think they know what's expected of them. They have their teams and divisions, they tag their guys and run with it. I'm able to monitor things on a day-to-day basis—guys who have flashed, and I watch the guys they recommend.

"(Chiefs' Director of Player Personnel) Mike Borgonzi does a great job overseeing that, and (Director of Pro Personnel) Tim Terry just got here and he knows the process because of where he came from, so both those guys have just done a really good job overseeing this whole thing."

Most of this work isn't about finding an immediate impact player, but it's about churning out the back end of the roster and making things as competitive as possible all the way through—finding young players they can project and develop.

"I think you always operate with the mindset of looking at your eighth or ninth offensive linemen, looking at your fifth or sixth defensive lineman," Veach explained. "Those will be the guys starting Weeks 9 and 10. We've got to make sure we're completely confident in those guys because it's not a matter of if, but when, they play. Injuries happen. It's a battle of attrition.

"You can't just be content with how good your starters are. We have to take pride in having the best backups in the NFL, and if you have the best backups in the NFL, you're going to win a lot of games."

Veach and the Chiefs will establish who those backups will be this weekend as NFL teams are required to be down to 53 players by Saturday afternoon at 3:00 p.m. CT. Veach explained what Friday morning is going to look like at the Chiefs' office for him and his staff.

"The first thing we'll do is watch and evaluate the tape," Veach explained. "We'll put our final grades in, and we'll meet with the coaching staff, and they'll put their final grades in. Then we'll take a step back and review the whole body of work. From there, we'll get with (head athletic trainer) Rick Burkholder and his staff about where we are in regards to health, what we need—some guys may be ready to play Week 1 and some guys may not. We've got to make sure we have the right depth at each position.



“Once we get the final grades and we get with Rick, then we get together as a staff and we project our final 53, and I’ll oversee that. Once we put our final 53 together, coach [Reid] will come in and he and I will talk about if there are some areas we can work with him on in regards to getting some different numbers in different positions.”

At the end of that process, Veach and the personnel staff will have to tell 37 guys that they won’t be making the Chiefs’ roster at this time.

Those meetings, which Veach has been a part of and held over the past few years, along with Borgonzi and Ryan Poles—the Chiefs’ Director of College Scouting, and Randy Ball—the Pro Scouting Assistant, among others, are never easy.

“I’ve done that the last four years,” Veach said of having to tell guys they didn’t make the team. “These guys invest everything they have, and so it’s always difficult because you know their level of sacrifice to play at this level. They deserve that respect and they deserve one-on-one time to be shown the big picture on why we had to make a tough decision.

“It’s also important to keep that relationship open.”

Before he has to make those decisions, Veach understands he’s in a good position right now with this roster, but won’t let that deter him from doing anything he can to upgrade any one part of it.

“I think we have competition at every position,” Veach explained. “I think we have good depth, but I don’t think a team is ever really satisfied with their depth. You’re going to need upgrades at some point everywhere, so I think we’re always looking to see if we can just get a little bit better. Even if it’s a small upgrade, it’s a win for us.

“If we can get better at the sixth defensive lineman, the ninth offensive lineman, the sixth wide out, we’re going to do that.”

(Charcandrick West)

## **Chiefs' Charcandrick West sings to raise awareness for childhood arthritis**

Josh Tolentino

Kansas City Star

June 13, 2017

Chiefs' running back Charcandrick West has a busy summer ahead as he battles for positioning on the depth chart.

But West, who was diagnosed with arthritis at 14 years old, realizes life goes beyond football.

So before organized team activities began two weeks ago, West hit the recording booth with "Singing for Superheroes." He created a music video, "Body of Steel," with 10-year-old Jillian Reid, who also suffers from arthritis, to raise awareness and support children who have arthritis or a rheumatic condition.

"When you hear of arthritis, you think about older people," West said. "Most overlook the fact that young kids can get it too. I want the world to be aware this can happen to a teenager, a 1-year-old baby, it can happen to anybody."

West, 26, admitted he has no singing background and was nervous getting in front of the mic, but knew he wanted to bring attention to the issue — one of every 250 people are diagnosed with arthritis. He said most of his teammates hadn't seen the video yet after Chiefs minicamp on Tuesday, but he's sure guys will have it on the videoboard soon.

"We're so used to playing football. We're out here beating each other up," West said. "Arthritis can happen to any of us. I want the world to know about arthritis and how serious it is."

West joked if he were to make another music video, he wants to get into opera.

"Maybe I'll sing the National Anthem one day, who knows? As long as it raises awareness for a cause."

(Eric Berry)

## **Eric Berry Surprised National “Super Kid” At Local Middle School on Wednesday**

BJ Kissel

Chiefs.com

January 25, 2017

Berry spent part of the afternoon with kids at Mission Trail Middle School in Olathe

Throughout his six years in the NFL, Kansas City Chiefs veteran safety Eric Berry has proven to inspire just about everyone around him, and not only for his play on the field, but also for the manner in which he carries himself as the unquestioned leader of a Chiefs team that's gone 44-24 over the past four years.

But on Wednesday afternoon, Berry got to meet a special fan that is inspiring those around her as well.

Sophie, a seventh grader at Mission Trail Middle School in Olathe, was this year's National Fuel Up to Play 60 “Super Kid.”

Fuel Up to Play 60 is an in-school nutrition and physical activity program that was launched by the National Dairy Council (NDC) and the NFL, in collaboration with the United States Department of Agriculture, to help encourage today's youth to lead healthier lives.

“I heard Sophie mentioned that I was her favorite player, and I just wanted to come out and show some support,” Berry explained before an assembly to honor Sophie, Play 60 and the Midwest Dairy Council.

Sophie, who will be attending the Super Bowl festivities next week and was even at the Chiefs' playoff game against the Steelers leading “The Chop” on the big screen, knew there was an assembly on Wednesday for her and the event, but she had no idea her favorite player was going to be there to honor her.

“She's a little ball of energy,” Berry said of Sophie. “She's very excited about what's going on. She walked into the room and she's just glowing. She kind of just took the whole attention of the room.

“It was just natural.”

“It was a very pleasant surprise,” Sophie said of meeting Berry. “I was like, ‘Oh my goodness, is this really happening?’ I walked up to him and we introduced ourselves, we talked about fantasy football and what they do in the offseason and what it's like to be a part of a team. It was really cool.”

Sophie took time to explain why Berry is her favorite player.

“Just his story, it’s so inspirational,” she added. “I just love his message. I just love that he’s always encouraging others to be brave and to never give up.”

The Chiefs have been strong supporters of the NFL’s Play 60 movement since its introduction and continue to partner with the Midwest Dairy Association’s Fuel Up to Play 60 program to encourage youth to eat healthy and live active lifestyles.

As part of the program, Sophie was able to attend the national summit last summer at Purdue with all of the other state ambassadors.

She’s worked with the Kansas Family Physicians, the Kansas Department of Education and she was selected as one of three students last December to speak with the USDA about school meals and what she thought students needed to be doing.

“She’s been a wonderful ambassador,” Robyn Stuewe, the health and wellness program manager for the Midwest Dairy Council, explained. “The best thing is when you work with her, she’s willing to try new things and step up and do some things.

“She’s also not afraid to give you her ideas and what she thinks might work. That’s really being a leader.”

As Berry learned on Wednesday, Sophie has a personality that’s infectious, and she’s been using this platform to help other kids find new and different ways to exercise while also eating healthy.

“This has been such a great experience,” she added. “Just being able to share my message with others and encourage other kids to get out there and play and eat right.

“It’s really moving.”

From a player that’s consistently shown to move and inspire some of the best athletes in the world, it was Berry who was inspired on Wednesday.

“I think she has some bright things in her future, even from meeting her for just a few minutes.”

Sophie learned that she was this year’s National “Super Kid” from an appearance on “Good Morning America” with a message from Chiefs specialists Dustin Colquitt and Cairo Santos.

(Alex Smith)

## **Chiefs and Alex Smith Host “Make-A-Wish” Chief For a Day Jacob Kaufold**

Pete Sweeney

Chiefs.com

January 8, 2017

Jacob Kaufold, an 11-year-old from Alta Loma, spent the day with the Chiefs

This is Jacob Kaufold.

Jacob is an 11-year-old Kansas City Chiefs fan from Alta Loma, California, who first became a fan of the team all the way on the West Coast because he likes the fact that the Chiefs were in the very first Super Bowl.

Jacob's family learned about his Ewing's sarcoma diagnosis when he went out for flag football tryouts with his twin brother. When Jacob was having trouble running, his mother, Tracey, knew there was something wrong.

Doctors told him he would never walk again and that football was certainly out of the question. Of course, Jacob, who loves football, was devastated.

But despite the diagnosis and the cancer moving to his back, causing fractures, Jacob didn't give up, and he is now walking.

Since he cannot play, Jacob said he lives vicariously through the Chiefs, and if he had one wish, it was to meet Alex Smith, attend a Chiefs-Broncos game, and become a Chief for day.

Two weeks ago, the Chiefs and the Make-A-Wish Foundation made that happen.

“I was just pumped that the whole team was so cool about it and that it worked out,” Smith said. “When something like that comes up, you just hope that it's special for him more than anything.”

Jacob had an opportunity to accompany Smith to the weight room and practice field, where he took handoffs, caught passes and even met some other members of the Chiefs.

Smith even brought Jacob behind closed doors into the locker room.

“I think that was the fun part,” Smith said. “We goofed off in the indoor facility with a bunch of the guys and he got to meet everybody... I just took him through what it was like to be a player. For us, those are the players' areas and our sanctuary. I don't think everybody knows the relationship [that we have] with the equipment room, the training room and the strength room.

“For him to see guys in there working out and going about their business and to meet them, for him to see all the guys shooting hoops in there, I thought was fun and special.”

Later in the day, Jacob met safety Eric Berry, and the two spent about 30 minutes talking with each other.

Jacob was also on field to greet the players for pregame warm-ups on Christmas night.

Jacob's weekend concluded with photos on the field after the Chiefs' convincing 33-10 win.

(Eric Murray)

## **Eric Murray and Chiefs DBs Visit The Children's Place**

Pete Sweeney

Chiefs.com

May 17, 2017

The Children's Place is the beneficiary of this year's Chiefs Charity Game

Second-year defensive back Eric Murray and the defensive backs group visited The Children's Place in Kansas City on Tuesday afternoon.

Murray ran the children in attendance through Play 60 activities.

"It was fun," Murray said. "We did the ladder drills. I was just trying to show them ladder drills because, in football, people care about the feet. You have to have pretty feet. It translates here and there, but just showing them basic fundamentals and having fun with them. I did the little bunny ear one. That's an exercise that we do, but it's relevant."

The Children's Place, according to its website, nurtures and promotes the healthy development of young children who have survived abuse, neglect and trauma by providing specialized services and family support, within a safe and caring environment.

This is the third and final year the Children's Place will be the beneficiary of the Chiefs Charity Game, which in its first two years, has already raised \$1.47 million for the organization.

"Chosen as the beneficiary of the Chiefs Charity Game has been a game-changer for us," The Children's Place's CEO and director, Ann Thomas, said. "As the recipients, we are going to be taking this money and expanding what we do in this facility, so it will allow us to reach more children and provide a more quality-based facility to do the services."

This year's charity game takes place on Friday night, August 11, when the Chiefs host the San Francisco 49ers at Arrowhead Stadium for their first preseason matchup of the season.

---

***Since its inception, the Chiefs Charity Game has raised \$11.5 million for the 17 charities that have been beneficiaries of the event.***



(Derrick Johnson)

## **Derrick Johnson Raised More Than \$120,000 for Inner-City Kids**

Pete Sweeney

Chiefs.com

May 17, 2017

The Chiefs' linebacker held his fifth annual event Monday night

The idea is simple. Derrick Johnson names the night, and his Kansas City Chiefs teammates come.

Johnson held his fifth annual "Celebrity Waiter Night" Monday evening, and 13 Chiefs, including wide receiver Tyreek Hill, tight end Travis Kelce and quarterback Alex Smith did just that.

"It's wonderful to have teammates and guys I have bled, sweat and had tears with out there on that field to come and help me do some stuff off the field, which is pretty important when we're at the platform we're at," Johnson said. Every time I ask the players—all those guys, they're like, 'I got you, man. I'm coming.' It lets me know the respect that I have from the Chiefs."

The night begins with a cocktail hour, in which the players serve appetizers and meals. Throughout the evening, guests are encouraged to bid on autographed jerseys and other prize packages.

Every dollar made on the evening supports Johnson's Defend the Dream Foundation, which provides low-income and inner-city young people with opportunities and resources to reach their full potential.

The "Voice of the Chiefs," Mitch Holthus, emcees the event.

"Mitch is wonderful," Johnson said. "Mitch makes us all look good. He talks really well about us, and he's a fan favorite, so Mitch is our guy, and he gets the energy going."

Holthus said he was impressed with how many players Johnson can get to the event year after year.

"I do a lot of these events throughout the year, and quite honestly, other than the kickoff luncheon, where the guys are required to be there, this gets the most activity of any event," Holthus said. "It shows how much our players love DJ and how much they believe in this event."

"It goes right to the core of some critical need areas because all across the country, whether it's Kansas City or coast to coast, we're having a hard time funding education whether it's public or private, and we're particularly struggling in the places that need it the most. I think one of the answers across the country will be private endeavors like this because we can't rely on public funding. We just can't. It's not there, and so guys like DJ step up and do this."

By night's end, more than \$120,000 were raised for the Defend the Dream Foundation.

"It's setting the tone I think not only in Kansas City," Holthus added, "but for the rest of the country."

(Alex Smith)

## **Chiefs QB Alex Smith visits Springfield Boys and Girls Club**

Rance Burger

USA Today

April 11, 2017

Alex Smith has less than a week before the Kansas City Chiefs open offseason workouts.

He spent one of his last nights of the offseason visiting kids at the Boys and Girls Clubs of Springfield, and then served as the keynote speaker at the club's 21st Annual Steak and Steak Dinner at University Plaza Convention Center.

The cause was a "no-brainer" for Smith, who has his own foundation in Kansas City specifically geared toward helping foster children.

Smith earned first team All-American honors at Utah in 2004. The San Francisco 49ers used the No. 1 overall pick in the NFL Draft to take Smith in 2005.

"I very quickly realized when I got drafted, looking back, just how fortunate I was to be born into the circumstance that I had a great family. I had a great upbringing, a great childhood and it stayed with me. It stayed with me to this day, I still have a ton of support from family and friends and I just happened to be lucky," Smith said.

He has since been selected to play in the Pro Bowl twice, but even Pro Bowl quarterbacks need a break in the offseason. The Chiefs start organized team activities April 17. Smith said he spent the offseason spending time with his wife, two sons and one daughter.

"Offseason is really about them and really spending time with my family, my wife and kids, and certainly training (is) a part of that. The older you get, I feel like the more you train year-round, but certainly the priority is my family," Smith said.

Smith took questions from kids at the Boys and Girls Clubs' Stalnaker Unit on North Fremont Avenue on Tuesday afternoon. When asked about facing a significant adversity, Smith told the story of his 2012 season with the 49ers.

Smith suffered a concussion in the 10th week of the season and was replaced by Colin Kaepernick. Smith was cleared to play as San Francisco advanced through the playoffs, but 49ers coach Jim Harbaugh stuck with Kaepernick at quarterback. San Francisco lost Super Bowl XLVII 34-31 to the Baltimore Ravens.

Smith also discussed what motivates him to play football, with a subtle nod to critics of his penchant for throwing short passes.

"A lot of people like to voice their opinion on what I can and can't do, and when I hear people say what I can't do, that motivates me," Smith told the kids.

In the 2016 season, Smith passed for a career-high 3,502 yards. He was 328-of-489 passing (67 percent) with 15 touchdowns and eight interceptions. Smith dismissed talk of statistics.

“Really you’re measured, I think, by the situational stuff. We need to be good on third down, we need to be good in the red zone, we need to be good in two-minute, end of games, I mean crucial times. I think that’s really how you are measured,” Smith said.

Kansas City went 11-4 in regular season games Smith played in. The Chiefs clinched a first-round bye in the AFC playoffs but suffered an 18-16 home loss to Pittsburgh in the divisional round.

“That final goal is to get to the Super Bowl and win one. But with that said, you’re not guaranteed anything, right? We were a top seed last year, but they don’t start you back there. Everybody starts from square one,” Smith said.

Smith, who is about to enter his 13th season in the NFL, said he tends to train more in the offseason as he gets older. He also tends to follow news of NFL free agency and the upcoming draft more than he did as a younger player.

Kansas City made one key offseason move in February by releasing two-time All-Pro running back Jamaal Charles. Charles exceeded 1,000 rushing yards in five seasons since 2008, but has been limited to eight games in the past two seasons because of injuries.

“Jamaal is not only a unique talent but definitely a great teammate, and definitely is going to be missed. (He has) been here a long time and done some things that nobody has ever done at this level,” Smith said.

The Steak and Steak Dinner raised funding to support the Boys and Girls Clubs of Springfield and more than 2,500 registered members ages 6-18 served each year. Many of these kids come from disadvantaged circumstances.

The fundraiser helps bridge the gap between the \$40 fee club members pay each semester and the \$1,200 it costs to provide programs to them. Organizers set a \$250,000 fundraising goal for this year’s event.

(Travis Kelce)

## **Oak Grove kids and Travis Kelce play on new gym floor**

Fox 4 Newsroom

Fox 4 KC

May 9, 2017

OAK GROVE, Mo. — The grade school kids at Maple Elementary School, 601 SE 12th St., were beaming with smiles at the dedication Tuesday of their school's new gym floor.

The floor was a donation from Kansas City Chiefs' tight end Travis Kelce and United Healthcare. United donated \$15,000 to Kelce's Dreambuilders program, a non-profit organization that works with pro-athletes across the country to help kids receive the items, opportunities and equipment needed to reach their dreams.

"I really love Kansas City. It's home for me now. I've embraced the city just like they've embraced me," said Kelce. "I want to make sure that I can get out here to the community just as much as they get to a Chiefs game. And not only that but make sure I make a difference. Being able to give back and make a difference in challenging the kids in trying to stay healthy and keep a healthy lifestyle."

United donated an additional \$5,000 for the district food program.

"We picked Oak Grove Schools because they have been a client of ours for over ten years. They are really the model for helping their employees lead healthier lives so it worked out wonderful for us today," said Michael Margherio, VP of Sales for United Healthcare.

On National Teacher Appreciation Day, Kelce said his nature science teacher was one of his favorite teachers from high school as well as another science teacher who lived down the street from him.

About the team and the draft of quarterback Patrick Mahomes, Kelce said he thinks it was a great pick.

"It's an exciting pick. I know right now it's Alex's job. I'm going to go out here and try to win a ring for Alex. We'll see how that whole thing pans out. It's a team game and I know both of them are on board with the decision and it's going to be fun to see where this team goes from here."

After the dedication Kelce went out on the new floor to play games with the children.

(Tyreek Hill)

## **Tyreek Hill is the NFL's fastest player, Next Gen Stats show**

Mark Inabinett

Alabama Life

January 29, 2017

Next Gen Stats confirm what NFL viewers came to understand without anything fancier than their eyeballs this season: Kansas City Chiefs wide receiver Tyreek Hill is the fastest player in the league.

Next Gen Stats use microchips in players' shoulder pads to relay real-time data on location, speed and acceleration, and they showed that the two fastest speeds achieved by an NFL ball-carrier during the 2016 season were recorded by Hill, a rookie out of West Alabama.

On Sept. 18, Hill reached a speed of 23.24 mph on a 105-yard kickoff return against the Houston Texans. Unfortunately for Hill, who ran 139.37 yards to reach the end zone, the touchdown was nullified by a holding penalty against Kansas City.

On Nov. 27, Hill reached 22.77 mph on an 86-yard kickoff return against the Denver Broncos. Hill ran a total of 122.24 yards for the touchdown, and this time, it counted.

Hill was recognized as the All-Pro punt returner for the 2016 season, when he led the NFL with a 15.2-yard average and two touchdowns. He also caught six touchdown passes, ran for three TDs and returned a kickoff for a TD in his rookie season, earning a spot in the Pro Bowl.

The NFL's annual all-star game kicks off at 7 p.m. CST Sunday in Orlando, Florida. ESPN will televise the game.

Given the often casual nature of the Pro Bowl, Hill said "there's a high chance, a very high chance" that he'll break a return for a score on Sunday night.

Even though Hill said "it's amazing to be around all this talent," he's comfortable at the Pro Bowl because his AFC squad is being coached by Andy Reid and the Kansas City staff.

Another rookie with Alabama football roots who appeared on the list of the top 20 speeds for ball-carriers in 2016 is at the Pro Bowl - Chicago Bears running back Jordan Howard.

The former Gardendale High School and UAB star reached 22.03 mph on a 57-yard run against the Indianapolis Colts on Oct. 9. That speed ranked 14<sup>th</sup> on the list.

Former Alabama State running back Isaiah Crowell is 15<sup>th</sup> on the list at 21.97 mph. The Cleveland Browns ball-carrier hit that speed on an 85-yard touchdown run against the Baltimore Ravens on Sept. 18. Crowell ran about as straight from his tailback spot the end zone as he could, covering 96.69 yards on the way to the goal line.

Hill shows up a third time on the top-20 list as No. 20. He hit 21.91 mph after catching a pass for a 49-yard gain against the Colts on Oct. 30.

(Alex Smith)

## **Chiefs QB Alex Smith spends time off the field helping local kids**

Andrew Carter

February 17, 2017

KC Star

Alex Smith is judged as the starting quarterback for the Chiefs nearly every Sunday of the season as millions tune in, but there are things he does in his free time fans can't see and Smith doesn't talk about.

"I like how he encourages me to be the best I can be," Bryce Pinter said.

Bryce is a 9-year-old Lenexa resident that's diagnosed with Achondroplasia, a form of dwarfism, that causes extreme short stature.

Yet his love for football and respect for Alex Smith is huge after spending time at Smith's pro camps and golf tournaments. Pinter would love if the NFL recognized Smith for his hours of dedication to the community.

"The Walter Payton Man of the Year Award," Bryce said.

The Kansas City Chiefs nominated Smith to represent the organization as a Walter Payton Man of the Year nominee. The NFL awards one player every season for achieving excellence in charitable work.

"When you're good at something you tell others, when you're great at something others tell you," Bryce's mom, Kara Pinter, says quoting Payton himself.

Kara Pinter has seen Smith's compassion take center stage with her experiences watching Smith interact with hundreds of kids at his camps and events.

"He would never toot his own horn but he's affected thousands of kids and thousands of families right here in Kansas City," she said.

The NFL will announce the winner of the Walter Payton Man of the Year Award on Feb. 4.



(Bennie Logan)

## **Chiefs add veteran defensive tackle Bennie Logan on one-year contract**

Terez Paylor

March 13, 2017

KC Star

While Dontari Poe continues his tour in search of his next destination, the Chiefs have added another veteran defensive tackle to the mix.

On Monday, the Chiefs agreed to a one-year contract with Bennie Logan, two sources with knowledge of the negotiations told The Star. Terms were not immediately available.

Logan, who turns 28 in December, just completed his fourth season with the Eagles. A third-round pick in 2013, he's proven to be durable, appearing in 59 out of 64 regular-season games and making 51 starts.

In 2016, the 6-foot-2, 315-pound Logan started 13 games and made 24 tackles, 2 1/2 sacks and six quarterback hurries. He also played 45.8 percent of the Eagles' defensive snaps.

The Chiefs have made it clear they would like Poe to return. But Logan, at the very least, figures to be veteran insurance if Poe decides to leave, which could happen.

Poe, 26, visited Indianapolis on Sunday, Jacksonville on Monday and will soon meet with the Atlanta Falcons. Poe is a two-time Pro Bowler in 2013 and 2014, and has led the Chiefs' defensive linemen in snaps every year since he was selected 11th overall in the 2012 NFL Draft.

He had back surgery to repair a herniated disk in the summer of 2015. Poe, 6 feet 3 and 346 pounds, only missed one game that year, recording 39 tackles, a sack and three hurries in 15 games, but his snap count dropped to 759.

In 2016, Poe didn't miss a game, recording a career-high nine pressures in 885 snaps, 16th-most among all NFL defensive linemen.

If Poe does not return, the Chiefs have plenty of young, experienced depth players under contract for 2017.

Defensive linemen Allen Bailey and Jaye Howard are coming off season-ending injuries but are multiyear starters, while second-round rookie Chris Jones finished second on the team in snaps but was first among all Chiefs defensive linemen with 28 tackles, 10 hurries and four passes defended.

Second-year pro Rakeem Nunez-Roches also thrived with more playing time. He took advantage of Howard's and Bailey's injuries and posted career-highs with 23 tackles and three hurries.

Two other contributors to last year's defensive line — Kendall Reyes and Jarvis Jenkins — are unrestricted free agents.

But Logan will add to the depth to the group, and the Chiefs — who have 10 draft picks next month — could easily use one or two of those on an interior defensive lineman, especially if Poe does leave.

(Laurent Duvernay-Tardif)

## **Chiefs sign OL Laurent Duvernay-Tardif to contract extension**

AP Wire

February 28, 2017

Fox 4 KC

The Chiefs have signed offensive guard Laurent Duvernay-Tardif to a five-year contract extension, locking up the former sixth-round pick before he reaches free agency next season.

Terms of the contract announced Tuesday weren't revealed, but the deal is believed to be worth \$41.25 million, with \$20 million guaranteed. That would make him one of the highest-paid offensive guards in the NFL.

Duvernay-Tardif was the 200th overall selection out of McGill University in Canada, and he arrived in Kansas City as a raw prospect brimming with potential. The 6-foot-5, 320-pound medical student quickly earned his way into the starting lineup, and has played 30 games with 27 starts over three seasons.

He started all but two games last season, when Kansas City won the AFC West.

(Eric Berry)

## **Eric Berry, Chiefs agree to six-year, \$78 million deal**

Marc Sessler

February 28, 2017

NFL.com

This time around, the Chiefs made Eric Berry their top priority.

NFL Network Insider Ian Rapoport reported Tuesday that the Pro Bowl backstop has agreed to a new deal with Kansas City worth \$78 million over six years with \$40 million in guarantees, per sources.

The contract will make Berry the highest-paid safety in the NFL ahead of Arizona's Tyrann Mathieu and Minnesota's Harrison Smith.

It's a well-deserved deal for a player the Chiefs failed to reach a long-term agreement with last July after the sides were "miles apart" in contract talks.

That left Berry, 28, to play under the franchise tag, something the seven-year safety had no plans of repeating in 2017, saying earlier this month: "I want to end my career in Kansas City. I want to play there. I love the city, I love the vibe, I love my teammates. I really look at them more than teammates. We've been through a lot and they supported me a lot. And the organization. But I don't feel comfortable playing under the franchise tag this year."

As recently as Sunday, Berry told The Kansas City Star he was "going to keep being patient" for a new pact, an approach that paid off in time for the Chiefs to seal up their star safety before likely using the tag on defensive tackle Dontari Poe.

It's a win for the Chiefs, a team now in position to keep two of their finest players on defense. Berry was phenomenal last season, nabbing All-Pro honors and finishing the year as the league's eighth-ranked safety, per Pro Football Focus.

Berry's stellar play over 16 starts only added to his remarkable return from Hodgkin's lymphoma, which wiped out his 2014 season before he roared back to win Comeback Player of the Year honors in 2015.

Today, Berry is fully healthy and wholly dominant on the field, making Tuesday's deal a coup for both the player and his Super Bowl-hopeful team.

(Jehu Chesson)

## **Born in War-Torn Liberia, New WR Jehu Chesson Has Similar Path as Tamba Hali**

BJ Kissel

April 29, 2017

Chiefs.com

The former Michigan receiver moved to the United States when he was 5 years old

The newest Kansas City Chiefs wide receiver, Michigan's Jehu Chesson, who was selected in the fourth round (No. 139 overall) after the Chiefs traded up again Saturday—has a story and path that's similar to veteran outside linebacker Tamba Hali.

Chesson, like Hali, was born in the war-torn county of Liberia.

And also like Hali, Chesson's father moved to the United States before the rest of his family with the hopes of creating a better life for them. He moved to St. Louis as part of a foreign exchange student program.

Chesson Sr. moved to the United States when his son was just 1 year old, and Chesson's mother would later move to the United States before her son as well. At the time, Jehu was living with his grandmother on the Ivory Coast, where they had moved to escape the Civil War that took more than 200,000 lives in Liberia.

The long and tedious process of getting the rest of his family to the United States was completed in 1998—when the entire Chesson family settled down in St. Louis.

For years, Chesson Sr. had been living with a host family as part of the student exchange program, and to this day—Jehu calls them his “host grandparents,” and he credits them for helping him be in this position today.

“It takes a village to raise somebody, and they're a key part in my success growing up,” Jehu explained. “I thank God for everything, and I thank my family because without my old man coming over and setting the base for my family and me to build upon – we really wouldn't have had the opportunity.

“I'm very grateful for all of them, and the rest is history because a lot of people get provided opportunity, but you lead your horse to water, but it's up to them to drink it.”

After a standout football and track career at Ladue Horton High School in St. Louis—the same school that had brought his father over to the United States originally, Jehu chose the University of Michigan over other offers from Iowa and Northwestern.

The 6-foot-2, 204-pound receiver redshirted his first year in Ann Arbor and wouldn't really breakout until his junior year in 2015—finishing with 50 receptions for 764 yards and nine touchdowns.

Chesson also added he loves playing on special teams, which is key for any skill position player hoping to find a role on the team.

"I feel like I'm a competitor," he added. "It's part of what you have to do to win the game. It takes running down on kickoff and punt return and whatever else it may be. Whatever the team needs, I'm going to do that."

Chiefs area scout Pat Sperduto spoke of Chesson shortly after the pick was made.

"He's big. He's fast. He's tough and he's a great kid—will be excellent in our room," Sperduto explained. "Such high character, plays on (special) teams. He's been a starter there for the last couple of years. He's made a bunch of plays and he's lined up everywhere for them."

"There's not going to be any issues when it comes to the intelligence part of it and that probably helps the coaching staff know that this guy can play a bunch of spots."

For any new receiver that comes to the Chiefs' offense, the biggest transition is often the level of responsibility placed on the receivers—not to mention the sheer volume of the playbook. The receiver positions are interchangeable and the routes vary depending on coverage within a specific call.

Sperduto likes the mental acuity of Chesson, whom he compared intellectually to current Chiefs receiver Chris Conley, who is as well spoken as anyone on the team.

"I talked to [Chesson] at his pro day," Sperduto added. "There was never a doubt with him. He is a football guy, which is great. He could play all three spots for (Michigan), which you couldn't say for every other receiver in that group. You appreciate him. You appreciate his state of mind and how he approaches the game."

"This kid's going to bring a lunch pail. He's not a prima donna wide receiver."

Chesson finished his college career with 114 receptions for 1,639 yards with 12 touchdowns, with his breakout game coming in 2015 against Indiana when he finished with 10 receptions for 207 yards and four touchdowns.

"I'm eager to get there," Chesson added. "I'm eager to learn, eager to get a playbook in my hands and meet my coaches and teammates. Like I said earlier, it's going to be a great experience and I can't wait to attack it with enthusiasm."

Much like we've seen from Hali throughout his career, the enthusiasm Chesson will bring to the Chiefs unquestionably comes from a background and a journey that few can relate to—one of those being one of his newest teammates.

(Laurent Duvernay-Tardif)

## **A Tale of Two Passions: The Life of Chiefs Guard Laurent Duvernay-Tardif**

Pete Sweeney

June 2, 2017

Chiefs.com

Hip-hop music blares on a team charter plane as 52 very large grown men celebrate and dance without restraint.

After dropping five of their first six games to start the NFL season, the Kansas City Chiefs have won their second game in a row in dominating fashion—a 35-point victory in London, England, on United States national television.

A nine-hour flight to Kansas City provides the perfect excuse to let loose, and to only top their feeling of jubilation, it is officially the bye week. They won't be reporting to practice the next seven days.

Surrounded by upright, smiling, energetic players, one player stays seated, noticeably closed to this world of triumph.

It is the Canadian-born Laurent Duvernay-Tardif. He is wearing headphones and is engrossed in a textbook. His American teammates call him "Larry," a nickname much easier to pronounce than the French-based alternative.

"There's Larry, looking like hell on Earth," a teammate, Mitch Morse, laughed as he recalled the scene. "He is just miserable. He just played a game. He's out of fluids, and the guy is just reading this book about the same size as his head."

Morse is joking, of course, but the truth of the matter is that is Larry.

Having to study for the entirety of a nine-hour flight while his fellow teammates celebrate around him is part of the double-life he chose, one in which he continues to pursue a medical degree while simultaneously starting at right guard in the NFL.

Larry didn't sleep on the charter back to Kansas City, and after a 4:00 a.m. Monday morning team meeting, he drove back to the airport to catch a 6:00 a.m. flight.

He was headed back home to Montreal, Quebec, where in two days he would take a surgery exam as part of his medical degree requirements. While some of his teammates were off to a relaxing vacation, Larry would begin his bye week by studying for the next 48 hours straight.

There is nothing about Laurent Duvernay-Tardif that could be considered normal, and that is genuinely the way he likes it. Ask him why he puts himself through the rigor of medical school and the time demands of professional football, and a smile will come to his face.



He is a man with two passions, a man who would not feel complete without both occupations.

There are many players in the National Football League who consider themselves at home on the football field. Larry shares that quality, sure, but put him in a white coat in the middle of the emergency room, and he is just as at peace.

To an onlooker, it may seem odd. How could he possibly do both? How could he possibly be both?

It is not ordinary, but nothing about him is.

Today, Laurent Duvernay-Tardif stands at a towering 6 feet 5 and 321 pounds. One of the first things you notice about Larry, besides his overall height and thickness, is the size of his hands. A shake hello with Larry is kind of humbling in a way. This is a human startlingly bigger than most.

Larry grew up on the south shore of Montreal in a small town called Mont-Saint-Hilaire. According to a 2011 Census, the town has a population of a little less than 20,000 people.

When Larry was a child, he was always very curious. That is the one quality that stands out as his father, François, thinks about his son growing up. Although too young to be into that sort of thing, Larry loved taking on "projects," as François describes— any task he could complete.

Larry, who is now 25, grew up the oldest of three siblings—he has two younger sisters—on a vineyard. François originally entered the wine business when his father, Guy Tardif, opened the property after a prestigious career in Canadian politics.

François joked that Larry was perhaps the youngest sales prodigy in all of Canada.

"Laurent, he was able to sell wine at 8 years old and [give wine tastings] to the guests," François said. "He never tasted the wine, but he was good at describing the wine, and sometimes he gave very good tips, which helped sales."

In 1999, François and Larry's mother, Guylaine, decided to leave the vineyard for a year to take Larry and his two sisters on a sailing trip. With only the clothes on their back, the family bought a boat, rented out their home and travelled down to Florida and the Caribbean.

It was on the boat trip where François believes an 8-year-old Larry took a step ahead of his peers as far as self-reliance and belief in the fact that he could do anything.

"We started with a baby of 9 months and the other one at 3 years old (Larry's sisters), so my wife was almost all the time with the babies," François said. "I was sailing the boat with Laurent there most of the time, so he was able to read a map, interpret tide charts and use the radar."

François, Larry and the rest of the family had no major expenses. For a year, they fished for all their food and bought fruits and vegetables in markets off the coast.

The family returned to Mont-Saint-Hilaire in July of 2000.

In Mont-Saint-Hilaire, everything is oriented towards the sport of hockey, so the fact that the city produced a starting right guard in the National Football League is somewhat fascinating in itself.

Larry originally played hockey as a 200-pound defenseman during his early teenage years, but he never seriously committed to the sport as he grew heavier and heavier.

Larry began playing football in Mont-Saint-Hilaire at the age of 14. He said he quickly took to the game because of the balance between strategy and action.

"I think even now, it's still the same thing for me," Larry recently said. "When you're on the field, it's reaction, it's explosion, but at the same time you need to be able to analyze the front that the defense is presenting you and know what to expect. This requires a lot of work and film study off the field. You need to be athletic. During your off time, or at night, during the meeting, you really need to be a smart guy to understand football and that's what I noticed about it when I was 14.

"When you watch film, when you watch your opponent, it's really strategic. It's like a chess match. That's what kind of got me into football and that's one of the reasons why I chose this sport over other sports."

Larry played football throughout high school, only breaking for another family sailing trip in 2008. This time around, he was 16 and remembers the trip vividly.

"We left from Montreal and we sailed down to Boston, New York, Delaware Bay, Chesapeake Bay, all the way down to Miami," Larry said. "Then we hit the Gulf Stream and went down to the Bahamas, Turks and Caicos for a year. That was amazing, a really great experience. I think that's one of the reasons why I'm so close to my sisters, my father and my mother."

On the boat, Larry's father taught him science and math, while his mother taught him social sciences and English. There were aspects of the trip that made it difficult, but Larry believes he couldn't replace the lessons it taught him.

"You get to meet a different culture and a different way of living," he said. "The whole speed of life is slower. You don't have a cell phone; you don't have the Internet. It's a great experience and it helped me both in football, but also especially in medicine, because it opened my mind to different cultures and [today] helps me understand and treat people from different backgrounds."

Upon returning in 2008, the Duvernay-Tardif family, now with no vineyard, decided to get into the baking business. Though they seem vastly different, the vineyard and baking businesses share the commonality of fermentation, so the transition was easier than one would expect.

"It's really close because they both work with yeast," Larry explained. "Fermentation in wine uses yeast and fermentation is also used in bread to make the dough. It was not that different and my dad was a specialist in that domain so he just started the bakery when we came back."

They called the bakery, "Le Pain dans les Voiles," which is French for "Bread in the Sails."

Over the years, Larry has actually worked for his parents inside the bakery.

"I like to sell my bread," he said with a laugh. "I just like to be behind the counter, to meet people, serve people. It's kind of a cool shift, when you go to work at like 3 in the morning, the whole city is quiet. You wake up, you go there, you start to make the dough, you start to bake the bread and then slowly customers start to arrive around 6 o'clock. It's just a nice rhythm."

After completing high school in Canada, students are required to attend the "CEGEP." CEGEP stands for "collège d'enseignement général et professionnel," a two-year school that serves as a buffer for Canadian citizens between high school and college.

Because he loved the game of football so much, Larry continued to play during CEGEP.

At the time, with a dream of medical school on the horizon, he figured his years playing in the CEGEP would be his last, as those around him felt there was no possible way he could do both.

"Everybody was telling me, 'You know what? Laurent, if you want to get into med school, you have to make a choice. You cannot do both at the same time,'" he said, "because both are very demanding."

Based upon his grades and background, Larry was accepted into the medical program at McGill University, one of the most prestigious schools in the country. Some have even nicknamed McGill the "Harvard of Canada."

While the school curriculum itself would be a challenge for Larry, what made things even more difficult was the fact that McGill is an English-speaking school, and he was not fluent at the time.

Considering those steep obstacles ahead, Larry quit the game of football in 2010.

"He decided not to play football and just go to school," Matthieu Quiviger, the O-line coach with the McGill program, said.

But before long, Larry began to have second thoughts. It only took him two Saturdays as a spectator before he realized he had made a grave mistake.

"I was regretting my decision," Larry said. "When you're a football player and you're not on the field on Saturday, it's hard. After two weeks I was just not able to deal with that, and I went to see the coach the Monday after the game and I was like, 'Coach, please give me a chance,' and he agreed. I told him I was a little reluctant because I was not speaking English, and because of med school and everything, and he kind of understood."

Larry joined the McGill Redmen as a defensive lineman for the remainder of the 2010 season, and he geared up for what he knew would be the most difficult year of his life. Now a medical student on the football team, time management would be critical, and he needed to get his English straight.

Sometimes you meet the most important people in your life when you are going through the toughest of times. When Larry could not speak English during that first year, the classes taught solely in the language were a struggle.

Rather than attending them in person, he would watch the classes on a streaming service in a restaurant across the street from his parents' bakery.

And in that restaurant, there was a girl—a pretty brunette named Florence. She was one of the waitresses and an art history student at the University of Quebec.

"His English wasn't on point," she said of the time. "Instead [of going to class], he would come into the restaurant with his French-English pocket dictionary."

Larry attended his first year of classes by Florence's side, and what began as a friendship eventually blossomed into a relationship. Six years later, they are still dating, and it is something that he believes to this day is critical to his success.

"I think it's essential actually," he said. "I don't think I would be here and still doing both if I did not have somebody to talk to and have somebody I can relate to that motivates me to accomplish what I'm trying to accomplish. Even though we are in two very different fields, we are both overachievers and we are striving for greatness. We both know that being at the top of our field is going to require travel and work and study in different places.

"Last year, Florence was working in Italy for one of the biggest art fairs in the world while I was back at McGill during the offseason. Of course, long-distance relationships are hard but I will always push her to try to achieve her goal and she is doing the same for me."

During Larry's past three years with the Chiefs, Florence has been able to visit him in Kansas City, attending Chiefs games at Arrowhead. While in Kansas City, she has also had an opportunity to take in some of the things that pique her own interests.

"I was pleasantly surprised to discover KC over the last two years," she said. "It is a very welcoming city. I'm a big fan of the Nelson-Atkins Museum of Art, the Kemper Museum of Contemporary Art and the Belger Arts Centre."

Florence said one of her fondest memories with Larry was at the Belger Arts Center. It was there he found out he made the final cut on the Chiefs 2014 roster.

But that may have never happened had she not helped Larry get through his first four years of college, where he had to balance both football and medical school at the same time.

"It was all about time management," Larry said. "That first year, I was kind of learning the process, learning how to study and be efficient. You get to know your habit, what time of the day you're able to perform better in your study, what time of the day you can perform better with your weightlifting and training. That was a bit of a transition for me, but afterwards, you start to get into a rhythm and of course, it's a lot of sacrifice."

In the winter of 2010 after Larry's first season, the McGill football team needed to make some personnel changes in order to fill out both sides of the line.

Hardly anyone realized it at the time, but this moment would be one of the most important in Larry's development and football career.

Quiviger, the team's O-line coach, had been a five-year starter at offensive tackle for McGill from 1990 to 1994. During that span, he earned all-conference honors twice in addition to capturing all-Canadian honors in 1992 and 1994.

"We were lacking some offensive linemen and some big bodies, so they transferred a couple different linemen that winter," Quiviger explained. "At that time, [Larry] had played some offensive line in high school before, but 99 percent of it, he played on the defensive line."

It didn't take long for Quiviger to realize Larry was special.

"It took five seconds," he laughed. "After one practice, I went to the head coach and said, 'If you retransfer that guy to the defensive line, I'm never talking to you again.'"

Quiviger was historically one of the best offensive linemen to ever play at McGill and is a member of its Hall of Fame. That is why his 2010 affirmation mattered more coming from him than it did from most.

"I could just see that he was better than me at everything," he said. "This kid was just faster, stronger, quicker. He understood faster. He had coordination. He had extremely good dexterity in his hips and ankles. Right away, I could see he was going to be very special."

So special, that Quiviger offered Larry something that meant more than anything to him.

"He had a defensive lineman's number. He was wearing 92," Quiviger said. "I said, 'Look. No one is wearing my old number, which is 66.' I said, 'Would you please wear it if you don't mind?'"

Larry wore the number 66 and played at the offensive tackle position for the remainder of his college career.

Throughout his time at medical school and a football player at McGill, Larry was among the best in both realms. At offensive tackle, he quickly became one of the best players on his team, all the while maintaining a perfect 4.0 grade point average in the classroom.

"As smart as you think he is, he's smarter than that," one of his mentors and the research director in the department of emergency medicine at McGill, Dr. J. Scott Delaney, said. "Going to medical school is like learning a lot of new information, but also learning a second language at the same time. Then to pick up as an offensive lineman and the different schemes he was using at the university, I'm sure it took every waking minute and hour that he had during the day."

In order for Larry to manage his obligations, it more or less did. During his first two seasons at McGill, he could attend every practice, but during his third season, which coincided with him beginning to do rotations in the hospital, that had to change.

"That's where it got a little more tricky," he said. "I was basically making sure that during the football season, I was getting rotations close to the stadium in sport medicine and specialties that were a little bit more flexible. I was able to go do my rotation during the day, come back for one or two practices a week, and then study and be there for games."

Sometimes, there were hours of sleep lost to the night.

"It happened multiple times where I was finishing my rotation in medicine and I was going to sleep in the locker room for a couple of hours and I was there still the next day for the morning practice," he said. "The guys were just kicking me in the locker room saying, 'Hey Laurent, come on for the meetings.'"

In 2013, Larry was practicing less and likely sleeping less than every player in the country, yet he still managed to win the J.P. Metras Trophy, the award given to the most outstanding offensive lineman in Canada.

This became Larry's light bulb moment. He knew he was good; that was obvious. But maybe, just maybe, he was NFL good.

"The thing in Canada is that you don't necessarily play against all the teams," he said. "You play mostly against teams in Quebec, which is our province, but you don't play against the teams in the west. So to get that award, I was like, 'OK, I'm not only good in Quebec, I'm also good across Canada,' and it kind of motivated me to train even harder and to approach the fourth year, my last year at McGill, like a challenge and an opportunity to prove myself to everybody and to put good film up there."

Larry called a close friend who he knew he could trust. His name was Sasha Ghavami, who was attending law school at the University of Montreal.

Ghavami received the call in Australia, where he was completing his final semester of law school in a study abroad program.

"[Larry] said, 'A lot of agents have contacted me, but I don't trust them,'" Ghavami explained. "'I trust you. I know you know the difference in football, and I know you always wanted to do this, and I feel that with your hunger and with what you want to do, you could help me get to the next level.' He said, 'Quite frankly, I don't know anything about pro football and I need help with this whole thing.'"

Ghavami changed his flight so that he could come home from Australia as quickly as he possibly could.

"He went to do the [agency] classes, and we signed a contract together," Larry said.

Weeks prior to this phone call and contract, Ghavami had already been researching his friend. The 2013 Canadian collegiate all-star game had a combine tied to it, and he had crunched the numbers.

"I compared [Larry's numbers] to some statistics that I had researched on combine numbers from draftees in the NFL, and he was competing with the top end of the prospects," he said. "I was like, 'Wow. Granted, he hasn't played in Division I football, but he's got all of the physical tools to get there.'"

Larry was projected to be the number one prospect in the 2014 CFL Draft.

Once Ghavami realized the NFL potential, Larry knew he had to alter his medical school program at McGill. There was no way he could train for the NFL Combine and study medicine at the same time.

"What I decided to do was to go see the dean of medicine and I told him, 'Sir, here's my plan. Here's what I want to do: I want to get drafted in the class of 2014. In order for that to happen, I need to potentially train in the states for a couple of months, do a pro day or a combine and have good results. And for that, I need four months off.'"

The dean accepted Larry's plan, and Ghavami connected with an American agent, Chad Speck, the president of the Allegiant Athletic Agency who also represents Chiefs safety Eric Berry. Ghavami was not NFL certified, whereas Speck was, so the two partnered up as a team to represent Larry.

Larry flew down to Tennessee and trained for four months, but he did not get an invite to the NFL Combine. This was a roadblock.

What do you do when you're a Canadian NFL prospect who missed an invite to the Scouting Combine?

For Ghavami and Larry, the answer was to host one of the first ever pro days in the history of Canada.

"It was kind of a gamble," Larry said. "To host that pro day was kind of my only chance to put both CFL scouts and NFL scouts in the same place, at the same time for me to perform my tests."

Nine NFL teams showed up to the pro day—the Bears, the Bills, the Cardinals, the Eagles, the 49ers, the Jets, the Packers, the Raiders and the Kansas City Chiefs.

"It was amazing. To be honest, I didn't know the impact of that until it took place," Ghavami, who organized the event near McGill, said. "You see these NFL personnel people come in one after another, and you're like, 'Wow, they're coming all the way here.'"

"For them to come to us and say this was the best pro day they had ever been to, it's very good. So I was very happy about that."

Larry's numbers at the pro day were among the best of the 2014 draft class.

"Duvernay-Tardif was not at the combine," NFL media analyst Gil Brandt later wrote, "but those numbers were as good as any offensive lineman there, including Taylor Lewan."

"I did well," Larry said. "That gave me a lot of confidence throughout the process."

There is a bit of risk involved with drafting a Canadian prospect to the NFL, the first of which is as rudimentary as the rule differences.

For an offensive lineman in particular, the rules are vastly different. In Canadian football, there is an entire additional yard between the ball and the defensive line. This skews statistics and even film when evaluating for the NFL.

Combine that with the fact that Larry wanted to continue to pursue his medical degree, and no matter his pro-day numbers, this had to alarm some teams.

But not so much the Chiefs.

On January 18, 2014, Larry was one of only two players in the Canadian Interuniversity Sport (CIS) to be represented in the East-West Shrine Game held in St. Petersburg, Florida, and his performance there stood out in particular.

The Chiefs felt Larry had "enough of a chance" that they selected him with the 200th overall pick in the sixth round of the 2014 NFL Draft. Five days later, he was selected in the third round of the CFL Draft, his Canadian draft stock having slipped due to his selection in the NFL Draft.

But despite his selection to both leagues, Larry knew where he was headed. He never gave it a second thought.

"My goal was always the NFL because it's the biggest league," he said. "But at the same time, football is my passion, and wherever you get drafted, whatever rank, whatever round, as long as you get drafted to a team, then it's your job to go on the field and prove yourself. So I was not impressed and I was not scared about where I was going to come out, I just wanted to have a team and to be able to prove myself."

On day three of the 2014 NFL Draft, a former Kansas City Chiefs long snapper named J.P. Darche was not watching. He was at one of his sons' baseball games when he picked up his cell phone.



Coach Quiviger, his former teammate at McGill, was on other the line.

"Hey, you won't believe it," Quiviger said. "Larry got drafted to the Chiefs."

Darche grew up in the greater area of Montreal, attended medical school at McGill, played on the football team and was drafted to the CFL in 1999. In 2000, he moved onto the NFL with the Seattle Seahawks, where he would spend the next seven years, before moving onto the Chiefs in 2007.

When his career ended in Kansas City in 2008, he decided to raise his children there, later restarting med school at Kansas University in 2010.

Of the 32 possible locations, Larry, who Darche had met through Quiviger, was heading right for him.

"I guess it was meant to be," Darche later said.

Rather than coming to America with no guidance, Larry was drafted to Kansas City, where Darche took him under his wing in the summer of 2014.

"Shortly after he got here, I invited him over," Darche said. "I had him over to the house for a home-cooked meal, and we kind of got away from the whole football thing. It was cool because we're both French-speaking. We're kind of the same background."

Darche would serve as a mentor for Larry, something he needed especially in 2014, when everything was new and he did not play in a single game for the Chiefs.

For any player, that could be frustrating, but it was that year in which Larry said he learned "everything" about the NFL game.

"I think for me, coming from a small school football-wise in Canada and getting drafted in the NFL, that was a big step and there were a lot of things I had to learn," Larry said. "That first year, for me, was really, really critical. Even though I didn't get to play, I learned the whole playbook. I learned new rules ... You learn how to deal with a real bull rush from a 340-pound defensive lineman. There was really a learning curve for me."

Larry put that year to good use, and then parlayed his knowledge of the playbook with a strong offseason workout regimen.

"I really trained with the mindset that next year is my year," Larry said. "When I presented myself to training camp [in 2015], I was really focusing on that goal to be a starter."

The difference in Larry showed something to head coach Andy Reid, who named him just that to open the 2015 regular season.

"When I played my first snap in Houston in 2015, I was confident," he said. "I felt good about myself. But I realized there were a lot of things that I needed to work on and I was way far from being perfect, but I was feeling good about it."

After just three games, however, Larry was benched.

"I was not playing good football, especially against the Packers," he said. "I really took those three weeks to go back to the basics. Now I knew what it was like to play on the field—let's think about what I can do better. Why am I doing all those drills? And when you get some reps on the

field, you can relate it to practice ... I think during those three weeks I really went back to the fundamentals. After that, when I got my other chance, I was a more mature, more confident player."

Larry was reinserted back into the lineup at right guard four weeks later, and he would remain there the rest of the regular season.

The only game he could not play in after that was against the New England Patriots in the Divisional Round after suffering a concussion in the Wild Card Round against the Houston Texans.

"That's something that's difficult with football," he said. "You never know when your last snap is going to be. For me to play that last snap in the second quarter of the Texans game, it kind of left me hungry and I'm really looking forward to 2016."

Larry temporarily switched his focus back to medical school this past offseason.

When NFL players are encouraged to take a break from training right after the season, he began his internal medicine rotations, which can keep students on the medical floor up to 16 straight hours at a time.

He figured the beginning of the offseason was the perfect time for such a schedule because he didn't need to be in the gym as frequently.

His emergency rotations later on in the summer were only eight hours apiece, allowing him to follow the Chiefs training schedule during off hours.

Doing both is "not that hard," so he says. It is the switching of mentalities that is the most difficult.

"You go from really, really high emotional states, like when you're on the field winning, to the week after—you're waking up at 6 in the morning, you're on the floor at 6:45 and you're dealing with all kinds of different medical issues and personalities," he said.

That considered, he managed to seamlessly do both once again this offseason, as he arrived to training camp in St. Joseph the team's starter at right guard and did not miss a beat this preseason.

The precision that made Larry a 4.0 medical student has translated to his play.

No one really knows how far Larry will go in the game of professional football, as in each of his first two seasons, he has only continued to get better and better.

The thing is, though, that this phenomenon is not new. It is a trend that started at McGill and has only continued in Kansas City.

Reid has said a countless number of times that he will always play his team's best five offensive linemen, so when you multiply that across the 32-team league, that makes Larry one of the 160 best players at his position in the entire world.

Many try, but few are able to accomplish it.

"To have the opportunity to play pro sports at the highest level, which is the NFL, is something an incredibly small percentage of people get to do," his mentor, Dr. Delaney, said. "It's a little fraternity and club that he'll always have."

But to Delaney, that pales in comparison to what Larry will truly be remembered for—and that is, in his own words, "touching people and affecting them" in a positive way as a medical doctor.

"I hope [him being a doctor] is, in retrospect, more valuable than his NFL career," he said. "It may or may not be, but I think it will be because it probably will come to define him. He will be the doctor who played in the NFL. At some point, he will not be the NFL guy who is also learning to be a doctor. I see 30 years from now, obviously he'll always be a big guy right? So he'll get people's attention. But the NFL stories will fade a bit.

"Well, you know Dr. Duvernay-Tardif played in the NFL.'

"[His patients] won't know him as that. They'll know him as a really good doctor and a really good teacher. Who they'll remember—someone will tell the story of when he played in the NFL—but they'll be more impressed with the person and the physician they're dealing with."

In 2016, Larry will play his third season in the league, and that will follow with four more months of medical school before he will officially be "Dr. Duvernay-Tardif."

And who knows?

Larry is already teasing the idea of putting "Duvernay-Tardif, MD." on the back of his game jersey for 2017.

(Steven Nelson)

## **Chiefs CB Steven Nelson Showing Versatility Both On and Off the Field**

BJ Kissel

March 23, 2017

Chiefs.com

Earlier this week, Nelson surprised a high school track star at his alma mater

Over the last two years, Steven Nelson has made an impact for the Kansas City Chiefs defense. The former third-round pick (No. 98 overall) in 2013 out of Oregon State has shown plenty of versatility for defensive coordinator Bob Sutton.

Nelson has played both on the inside and outside at the cornerback position, which isn't an easy thing to do.

While playing primarily at the nickelback position last year, Nelson didn't come off the field very often as teams often went with three-wide receiver sets, which is par-for-the-course in today's NFL.

In fact, the only two guys who played more snaps for the Chiefs' defense last year than Nelson (1,011) were safeties Ron Parker (1,101) and Eric Berry (1,080).

Overall, Nelson finished fourth on the team with 64 tackles and was second in passes defended with 16 (Marcus Peters, 20).

It's obvious that Nelson has stepped up for his team over the last two years, but earlier this week while in his hometown of Warner Robins, Georgia, Nelson showed the kind of versatility off the field that will make a much bigger impact than any tackle or pass defended in the long run.

Through his foundation, Nelson traveled to Houston County High School and surprised Jaylah Bailey, a high school track star there, with a \$5,000 college scholarship.

Through his foundation, #Chiefs CB Steven Nelson recently gave away a \$5,000 college scholarship to HS track star at Houston County HS (GA).

— BJ Kissel (@ChiefsReporter) March 23, 2017

"I know how it was for me. I didn't have people coming back and doing things like this," Nelson told a local television station. "I thought it was a cool thing for my foundation."

For Bailey, who hasn't yet decided on which college she'll attend next year, the fact that Nelson would come back do something like this means a lot.

"To have someone who went through the same struggles as a student-athlete, and to give back to someone like me is just an amazing opportunity," Bailey explained.

(Roy Miller)

## **Chiefs add defensive-tackle help, sign veteran Roy Miller**

Terez Paylor

August 2, 2017

KC Star

The Chiefs have signed defensive tackle Roy Miller, the team announced Wednesday.

Miller, 30, provides insurance along the team's interior defensive line, where one of their best players — second-year pro Chris Jones — has missed the first week and a half of camp after offseason injury and is currently on the physically-unable-to-perform list.

Miller, who is listed at 6 feet 2 and 318 pounds, recorded 10 tackles in six games last season for the Jacksonville Jaguars before he suffered a season-ending Achilles injury.

Prior to the injury, Miller had been a starter on the Jaguars' interior defensive line since 2013, recording 62 tackles and five sacks from 2013 to 2015. He was released in March and was due to make \$3.6 million in 2017.

Miller is a short, squat interior run stopper who, at his best, gets off the snap quickly, gives solid effort and often lines up as a tilted nose against the center. He posted a career-high in sacks (four) and tackles for loss (six) as recently as 2015, and will add some depth to a group that includes projected starters Allen Bailey and Bennie Logan and Jones.

With Jones out during camp, Rakeem Nunez-Roches has gotten a number of first-string reps over the last week. Others competing for playing time along the defensive line include veterans Cam Thomas, Jarvis Jenkins, Davis King, Montori Hughes and rookie defensive end Tanoh Kpassagnon.

The move is just the latest one new general manager Brett Veach has made recently, as it appears he's as intent on churning over the bottom of the roster as much his predecessor, John Dorsey.

On Monday, the Chiefs released receiver Antwan Goodley and tight end Emanuel Byrd to make room for receivers Rob Wheelwright and Corey Washington.

(Chris Conley)

## **Kingdom Life: Chris Conley Has a Brand New Look, and There's a Good Reason for It**

Pete Sweeney

March 8, 2017

Chiefs.com

Conley donated his patented dreadlocks to the CWHL

Kansas City Chiefs wide receiver Chris Conley has a brand new look, and probably the best thing about it is it's for a great cause.

Conley opted to chop off his dreadlocks last week in order to donate his hair to the Children With Hair Loss organization (CWHL).

Conley had been growing his hair out for more than four years dating back to his days as a junior at the University of Georgia, something he admitted was a commitment.

"I think at any point when you've had something cosmetic like that for that long, it is a little bit harder to give it up," he said. "You have to go through an awkward stage where it's short and there's a lot of stuff you go through to get your hair to that length."

What made it an easier decision, he explained, was CWHL's mission.

"It was an awesome opportunity to send out in the airwaves what this organization does and what they stand for," he said. "There are a lot of organizations you could donate hair to, but not all of them make commitments to children until they're 21 (years old). That's one of the things Children With Hair Loss does. They make a commitment to supplying these needs of these children up until 21. That's a long time."

In addition to that, CWHL provides wigs and its services free of cost.

"Not every organization does that, so I think that's an awesome opportunity," he added. "I had a lot of people asking me what they should do or where they should look to donate, and I think this is an awesome place to partner with because of how they provide their services for free and how they make their commitments to their kids and protect their kids."

After his cut of more than nine inches of hair, Conley sent selfies out to his family, friends and girlfriend, who all approved of the change. As for his teammates and those working inside the Chiefs building, there are a few still adjusting to the new style.

"Most people do a double-take," he said. "In the business of the NFL, there are players that come in and out all the time, so some people just thought I was a new guy in the building and they said hello, and they kind of came back around the corner and were like, 'Chris?' Then we had the conversation.



"It's new. It's new for me. I'm still getting used to it. It's been a long time since I could see the back of my head. It will be an adjustment—I'll go down a helmet size, [so I'm] going to go get fitted for that next week and I'll take a new headshot, but it's a good change.

"Every once and a while there needs to be a season of change."

(Kevin Pierre-Louis)

## **New Chiefs linebacker Kevin Pierre-Louis excited to get to work with new team**

Alec McChesney

July 29, 2017

KC Star

On Thursday night, Kevin Pierre-Louis went to sleep expecting to have two more days before the Seattle Seahawks opened training camp on Sunday afternoon, but then at 6:30 a.m., the phone rang.

Pierre-Louis was notified he had been traded to the Kansas City Chiefs.

"I was definitely surprised," Pierre-Louis said on Saturday's of Friday's trade. "But everything happens for a reason. I am excited to be here and I have a job, so I have nothing to complain about.

"I am just excited to finally, when I can, get out there with the guys."

In exchange for Pierre-Louis, Kansas City sent Seattle inside linebacker D.J. Alexander, who appeared in the 2016 Pro Bowl as an alternate as a special-teams player.

After arriving in Kansas City, Pierre-Louis, 25, passed his physical and will hit the practice field once Alexander passes his physical for the Seahawks.

For Pierre-Louis, that can't come soon enough.

"This is a great place to learn again," he said. "I am always excited to learn and to experience new opportunities."

Playing in college in the ACC at Boston College, Pierre-Louis compiled 360 tackles and eight total sacks from the linebacker position during his four-year career. Since joining Seattle, he's had to change the way he plays the game, and more importantly, the way he sees the game.

"In college, I was more outside the box playing more of a strong safety type, so when I got to Seattle, I had to re-learn how to play inside the box, so my eyes have definitely transitioned," Pierre-Louis said. "I have definitely improved my eyes."

Pierre-Louis recalls meeting with the Chiefs several times during the draft process, and on Friday, Chiefs coach Andy Reid mentioned they have liked him since his days at Boston College.

"I remember spending a lot of time talking at the combine (with the Chiefs)," Pierre-Louis said. "It's funny how things turn around."

Despite only logging 71 defensive snaps for Seattle in 2016, Pierre-Louis believes he's perfect for the Chiefs defense.

"I am a fast guy. ... I am very active, and this defense is very active," he said. "They get a lot of turnovers and do a good job on defense. I am definitely going to be able to fit in and showcase my skill-set.

"Speed is definitely my strong suit, but I am not afraid to hit, that's for sure. I am excited to be able to use that."

At the draft combine in 2014, Pierre-Louis ran a 4.51 40-yard dash. Combine that with his ability to hit, and you have a guy capable of providing depth at the linebacker position and speed on special teams.

"We like him as a linebacker," Reid said of Pierre-Louis on Friday. "If he can help us on special teams, that's okay too. But we want to keep building the depth at that position and competition."

Pierre-Louis has been on a team in the playoffs all three years of his career, and he's excited to join another team in search of the Lombardi Trophy.

"I see a team that's hungry and ready to get it from the coaching staff to the players to the community around this area," Pierre-Louis said. "I am not too big of a social-media guy, but when the trade did happen, it was very welcoming. I just want to make sure I meet those expectations and surpass them."

(Dee Ford)

## **Chiefs pick up Dee Ford's fifth-year option**

Terez Paylor

May 1, 2017

KC Star

The Chiefs have exercised outside linebacker Dee Ford's fifth-year option, general manager John Dorsey revealed Monday, leaving him under contract through the 2018 season.

"That was a no-brainer decision," Dorsey explained in his annual post-draft teleconference with reporters. "We had known all along we were going to exercise the option ... I just wanted to prudently think about it, just wanted to take this morning to assess the situation and how it turned out in the draft.

"I think Dee has a fine future in this organization."

The new collective bargaining agreement allows teams to add another year to the contracts of first-round draft picks. The period to exercise those options began on Jan. 2.

The Chiefs had until May 3 to exercise the option on Ford, who was taken 23rd overall in 2014. It will cost the Chiefs approximately \$8.7 million in 2018, according to salary cap expert Joel Corry.

The salary, however, is guaranteed only for injury, and the Chiefs can still conceivably work out a long-term contract with Ford if they choose.

Ford had one year left on his original rookie contract and will have a 2017 salary cap number of \$2.5 million.

After spending his first two years as a backup, Ford produced a breakthrough 2016 season, leading the Chiefs with 17 quarterback hurries and 10 sacks while recording 38 total tackles in 15 games, 14 of them starts.

"I want to see continued growth," Dorsey said. "I want to see him continue to play like he did in '16 and even better. I want to be able to see him play all 16 games at the level he played at early on, and I think he's willing to do that."

Ford spent part of this offseason in Atlanta working out with pass-rush guru Chuck Smith, which Dorsey expects to help Ford.

"That's always good for us," Dorsey said. "He's trying to hone his craft and become that professional — which he is — which we always talk about."

Ford had 10 sacks through the Chiefs' first nine games, but he went sack-less in the last eight games of the season. This, however, did not bother Dorsey.

“He did a good job of being productive,” Dorsey said. “The sack numbers and ability to play the run speak for themselves.”

The Chiefs took a player that some considered an edge rusher in the recently competed draft, Villanova’s Tanoh Kpassagnon. But Dorsey said the 6-foot-7, 289-pound Kpassagnon profiles as a five-technique defensive end, not an outside linebacker, in the Chiefs’ 3-4 scheme.

(Patrick Mahomes)

## **Chiefs QB Patrick Mahomes II's Father Proud of His Son's Gamble on Himself**

BJ Kissel

April 28, 2017

Chiefs.com

The Chiefs' first-round pick bet big on himself three years ago, and he was right

As a high school senior in Whitehouse, Texas, in 2014, Kansas City Chiefs quarterback Patrick Mahomes II made a decision that altered not only his own life, but also the current and future state of the Chiefs' franchise as well.

Mahomes, a standout baseball player who once struck out 16 players in a game and possessed a 95-mile-per-hour fastball, was looking at the opportunity to play professional baseball and a signing bonus in excess of a million dollars if he wanted to follow the path of his father.

The elder Mahomes played 11 years in the big leagues (1992-2003) as a relief pitcher—throwing more than 700 innings in his career.

“When he started preparing for the baseball draft his senior year, his conversations started to kind of change a little bit,” Mahomes' father recalled.

Mahomes had fallen in love with football—a sport he hadn't even played for two full years but one that would steer him away from signing a professional baseball contract that would have put more than a million dollars in his bank account before his 19<sup>th</sup> birthday.

At that point, the decision was made to let teams know that Mahomes wouldn't sign a professional baseball contract, but attend Texas Tech University and play both baseball and football.

He would attempt to take both loves to the next level.

During his freshman football season at Tech, Mahomes started four games and was looking at a competition to be the starting quarterback as a sophomore.

Right then, Mahomes was ready to commit fulltime to football and not even play baseball later that spring, but his parents made him honor his commitment.

“I was like, ‘You've committed and I don't raise a quitter,’” his mother, Randi, explained. “I told him for one year you have to do both because so many kids would love to have this opportunity.”

Mahomes played baseball for Tech that spring—the sport that his father had made a profession for much of his life, but that was it—Mahomes would commit fully to football that next fall.

“He wanted to get more into the film and stuff like that,” his father explained. “I was fine with it. It didn’t hurt me one way or the other for the simple fact that I knew that if he ever wanted to go back and play baseball, like if the football hadn’t worked out at Tech, it’s not hard for him to re-learn something he’s done all his life.”

After betting on himself as a high school senior—foregoing a professional baseball career that would have made him a millionaire while other kids were looking for part-time, minimum-wage jobs, Mahomes would bet on himself again.

Through it all, Mahomes said he never felt pressure from his father to follow his path.

“Not at all,” he explained. “My dad was always just looking out for my future. He knew once I made the decision to commit to football what it meant to me—that I loved this game, and I always had his full support.”

Going into the latter part of his sophomore season, Mahomes’ father, who never missed one of his sons’ games at Tech, said he began to see the development on the field.

All the work and time he was putting in was paying off.

Mahomes threw for more than 4,600 yards as a sophomore with 36 touchdowns and 15 interceptions.

“I could see he was understanding the game more,” the elder Mahomes explained. “In the first year and half of his second year, you could see him out there just making plays, running around and everything, but when he started doing the simple stuff—checking down and throwing the ball away and stuff like that—he just took off.

“I just knew at that point he had a chance to be here one day.”

Two years later and just five years into his football career, Mahomes found himself on the other end of a phone call from a Chiefs franchise that hadn’t selected a quarterback in the first round in 34 years.

Coming off a season in which Mahomes led the nation with more than 5,000 yards passing, 41 touchdowns and just 10 interceptions, the Chiefs moved up 17 spots in the first round to take the Texas gunslinger with the No. 10 overall pick in the 2017 NFL Draft.

“It’s awesome,” his father explained. “He took a big gamble, man. That’s the thing I’m most proud of because when he turned down that contract in baseball and gambled on a game that he had just been playing for a year and three quarters at that time, I thought that was a big risk and to see him gamble on himself and to work out?

“I’m just so happy for him.”

His father, who spent time as an opposing player across the parking lot from Arrowhead Stadium at Kauffman Stadium during his baseball career, couldn’t be happier for where his son ultimately landed.

“I always thought this was the best scenario for him,” he explained. “We were hoping Kansas City. It’s a good fit for him and playing for coach [Andy] Reid, you can’t ask for much more.”



(Eric Berry and Tyreek Hill)

## **Berry Earns Derrick Thomas Award; Hill Awarded Mack Lee Hill Honor**

PR Staff

February 26, 2017

Chiefs.com

The Kansas City Chiefs announced on Sunday that safety Eric Berry was named the winner of the club's Derrick Thomas Award and wide receiver/return specialist Tyreek Hill earned the team's Mack Lee Hill Award for the 2016 season. This marks Berry's third postseason recognition after being awarded the Derrick Thomas Award last season alongside quarterback Alex Smith as well as earning the Mack Lee Hill Award after his rookie season in 2010. Both honors were voted on by all Chiefs players and will officially be presented at the 47th annual 101 Awards this evening. The Derrick Thomas Award serves as the team's vote for most valuable player and the Mack Lee Hill Award is given to the club's top rookie performer.

Berry (6-0, 212) appeared in 16 games (16 starts) this season. He finished second on the team with 77 tackles (62 solo), recorded nine passes defensed, one forced fumble and four interceptions, two returned for TDs – one at Carolina on Nov. 13, and then again on Dec. 4, at Atlanta, where picked up AFC Defensive Player of the Week after each performance. He was selected to his fifth Pro Bowl following the 2016 season. Berry's other trips to the NFL's annual all-star game came following his rookie year (2010), 2012, 2013 and 2015 seasons. Berry earned All-Pro honors from the Associated Press, and was named to the Pro Football Writers of America (PFWA) All-NFL Team following the 2016 season, joining Travis Kelce, Marcus Peters and Tyreek Hill. The safety was honored with the AP's Comeback Player of the Year Award as well as being the recipient of the Ed Block Courage Award following the 2015 season after overcoming Hodgkin's lymphoma and making one of the greatest comebacks in NFL history.

The seventh-year veteran is a Fairburn, Ga., native, who entered the league as the fifth-overall pick in the 2010 NFL Draft by the Chiefs. The former University of Tennessee standout has accumulated 429 tackles (361 solo), 5.5 sacks, 14 interceptions, 53 passes defensed, three forced fumbles and two fumble recoveries in his NFL career.

Hill (5-10, 185) was Kansas City's fifth-round pick (165th overall) in the 2016 NFL draft. In his first professional season, the rookie led the league in punt return yards (592), while tying Abner Haynes' mark of 12 total touchdowns for a franchise rookie record. Hill was named a first-team All-Pro punt returner by the Associated Press and was voted All-Pro punt returner by Sporting News following the 2016 regular season.

During his rookie season, Hill was named AFC Offensive Player of the Week on Nov. 30, after his performance at Denver and was twice named AFC Special Teams player of the Week: first on Dec. 14, following Week 14 versus Oakland and once more on Jan. 4, 2017, after the final regular season game against San Diego. Following a breakout performance in Week 12 at Denver, he became the first player to record a rushing touchdown, a receiving touchdown and a

kick return touchdown in a single game since Gale Sayers accomplished the feat in 1965 against the Minnesota Vikings. Joining a trio of Chiefs, Hill was named to the PFWA All-NFL Team and was additionally named to the 2017 Pro Bowl following his rookie campaign. The Pearson, Ga., native gathered All-AFC accolades from the PFWA as a kick returner and punt returner and was named to the All-Rookie team. Additionally, the former West Alabama product served as a special teams captain in 2016 prior to his first playoff appearance against the Pittsburgh Steelers.

(Derrick Johnson)

## **Derrick Johnson Hosts His Gearing Up! Back to School Event at Arrowhead**

Matt McMullen

Chiefs.com

August 10, 2017

Johnson passed out backpacks with school supplies to over 500 kids on Wednesday

The Kansas City Chiefs had the day off from practice on Wednesday, but that didn't stop linebacker Derrick Johnson from going to work.

Johnson hosted 545 kids from schools across the Greater Kansas City area at Arrowhead Stadium on Wednesday night as part of his fourth annual "Gearing Up!" back to school event. The kids toured the stadium before meeting with Johnson in the Chiefs Sports Lab and receiving a backpack full of school supplies.

"What we've noticed is that if you ask most of our elementary school students what they want to be when they grow up, they typically say that they want to be a professional athlete," said Dr. Anthony Lewis, the Assistant Superintendent for Kansas City Public Schools. "It's important for them to see a professional athlete like Derrick coming out here and caring about their education."

The son of a school teacher, education has been a priority throughout Johnson's life.

"My passion is working with kids, especially underprivileged kids from low-income households, and letting them know how important education is," Johnson said. "That's how I grew up – my mom has been a school teacher for over 40 years. She instilled in me some great values and I want to give that back to the kids by doing little things like this."

The event has grown significantly since its inception in 2014, when 150 kids kicked off the school year with Johnson. That number grew to 300 kids the following year before eclipsing over 500 kids the past two years.

"They just see the end product of him on the field, but they don't know the steps that he took to get there," Lewis said. "He once was in third grade and in sixth grade. For him to care about their education and for the kids to see that, it's huge."

There was also face paint, a balloon artist, caricature drawings and food available for everyone in attendance.

Johnson's philanthropy, the Defend the Dream Foundation, aims to "provide low-income and inner city young people with opportunities and resources to reach their full potential," according to the foundation's website.

In addition to the Gearing Up! event, Johnson has also opened several “Discovery Dens,” or rooms designed for reading and education, in schools across the Kansas City area.

“My influence can have a big effect on younger generations, so what better way to try and make an impact than to tell somebody what you believe in?,” Johnson said. “I strongly believe in education so that they can better themselves in their lives and be successful. When they shake my hand and I give them a backpack or a book to read, they think it’s pretty cool and I do too.”

Johnson returns to the field on Friday night as the Chiefs open the preseason against the San Francisco 49ers. Catch the game on KCTV5 at 8 p.m.

(Kareem Hunt)

## **Kareem Hunt Named a Potential Breakout Candidate on Good Morning Football**

Matt McMullen

Chiefs.com

August 9, 2017

The rookie running back has the tools to be an offensive weapon this season

Rookie running back Kareem Hunt has been turning heads throughout training camp so far and it hasn't gone unnoticed.

NFL Network's Kay Adams cited Hunt as a potential breakout candidate this season on the Wednesday morning edition of "Good Morning Football."

"This is a breakout guy. He's been getting accolades all throughout training camp," Adams said. "He can catch the ball and they're going to need that. I think he and Alex Smith have already developed a rapport and Andy Reid loves him, you can tell."

The Chiefs drafted Hunt in the third round of the 2017 Draft after a record-shattering career at the University of Toledo, where he left as the program's all-time leading rusher with 4,945 yards.

GMFB panelist and former wide receiver Nate Burleson thinks Hunt's collegiate success will translate to the next level.

"His numbers in college were crazy," Burleson said. "When you're putting up those numbers that will last a lifetime in college, it's going to translate. It's just a matter of him getting the opportunity."

Hunt will have another chance to impress on Friday night as the Chiefs kickoff the preseason against the San Francisco 49ers at 8 p.m. Fans can catch the game on KCTV5.

(Eric Berry, Travis Kelce, Marcus Peters, Justin Houston)

## **Four Chiefs Make ESPN's "NFL Rank 2017"**

Matt McMullen

August 28, 2017

Chiefs.com

Kansas City was one of four teams to have four-plus players listed in the top 50

ESPN released its annual "NFL Rank" list on Monday, ranking the top 100 players in the NFL for the 2017 season, and four members of the Kansas City Chiefs ranked inside the top 50.

Safety Eric Berry (No. 17), tight end Travis Kelce (No. 21), cornerback Marcus Peters (No. 28) and linebacker Justin Houston (No. 48) all made the cut for Kansas City. The Chiefs were one of just four teams to have four-plus players listed in the top 50, joining Seattle (6), Atlanta (4) and Dallas (4).

Berry was the top safety and the second overall defensive back in the rankings, while Kelce was the second-highest ranked tight end. Peters was the third cornerback listed.

Here's what the rankings had to say about each player:

### **No. 17 – Eric Berry**

To show the value of Berry's big plays, more than half of his interception return yardage last season came in the fourth quarter, when the Chiefs really needed it. That doesn't even count his fourth-period interception on Atlanta's two-point try, which Berry returned for a game-winning score. But Berry's value to the Chiefs goes well beyond big plays or even his steady every-down presence: He's the team's unquestioned locker room leader.

### **No. 21 – Travis Kelce**

Kelce may be listed as a tight end, but it's time to stop thinking of him as one. He caught only 19 of his 87 passes last season from a traditional TE alignment, compared with 66 when split out as a wide receiver. Kelce is 260 pounds but runs like a wideout, making him a difficult matchup for opposing defenses.

### **No. 28 – Marcus Peters**

The Chiefs had six interceptions in 2014, the year before they drafted Peters. They've compiled 40 in the two seasons since, which ranks second in the NFL. Peters isn't responsible for the entire uptick, of course, but he's had 14 picks in his two NFL seasons and has been a catalyst in

Kansas City's defensive turnaround. Peters anticipates routes well and breaks on the ball like few cornerbacks. After he was targeted often as a rookie, opponents threw his way far fewer times last season.

No. 48 – Justin Houston

The last time Houston played a full season, he led the NFL with 22 sacks and finished a half-sack from the NFL single-season record. That was in 2014. An ACL injury shortened his 2015 and 2016 seasons. "Hopefully I return better than what I was in 2014," Houston said. "My expectations are higher. I want to be more dominant than I've ever been. That's my goal. That's my plan and I'm going to work until I get there."



(Reggie Ragland)

## **Chiefs strengthen defense with Ragland trade**

Ryan Tracy

Chiefs Digest

August 28, 2017

In trading a 4th round pick to acquire Reggie Ragland from the Buffalo Bills, the Chiefs have taken a step in the right direction. General manager Brett Veach added an important tool to the defense that it didn't have prior to Monday.

Ragland is a classic 3-4 Mike linebacker who is purpose-built to attack the run game. That was exactly his forte while playing the same position at the University of Alabama. Buffalo drafted Ragland in 2016 in the second round.

The Kansas City Chiefs acquired linebacker Reggie Ragland in a trade with the Buffalo Bills for a fourth-round pick in the 2019 draft. (Photo courtesy Chiefs PR, Chiefs.com)

Ragland brings a unique capability to this roster. Currently, the inside linebackers are all built to be a Will-chase type linebacker. Conversely, Ragland is best at powering downhill, taking on blocks and stopping the run. Ragland's adaptation to the defense will take some time but he should provide a more well-rounded option in the middle.

While Ramik Wilson made strides in his run defense in this preseason, this acquisition makes the team stronger. The release of Josh Mauga clearly indicates that the younger athletic linebackers have more to offer the team in 2017 than the experienced veteran.

Monday's transactions do leave the team with a much younger overall group of linebackers. With Derrick Johnson's leadership in the position room, they must mature quickly. Kevin Pierre-Louis's addition helps as well. He played several seasons with a strong franchise before coming to Kansas City. However, this group will be searching for the right man to line up next to Johnson over the next few weeks, possibly into the regular season.

(Cameron Erving)

## **Chiefs acquire Cameron Erving in trade with Browns**

Terez Paylor

KC Star

August 30, 2017

The Chiefs have acquired center Cameron Erving from the Cleveland Browns for a 2018 fifth-round pick, the clubs announced Wednesday.

Erving, 25, was a first-round pick of the Browns in 2015. The 6-foot-6, 311-pounder has started 17 games in two seasons, including 13 games last year.

Erving, who played tackle at Florida State, could be an intriguing backup swing tackle for the Chiefs, who have auditioned different players there throughout camp, including Isaiah Battle and Jah Reid. Erving also offers the versatility to play guard.

The Chiefs also traded away their 2018 first-round pick for Patrick Mahomes, meaning they will draft in the second, third, fourth and sixth rounds. They acquired a 2018 seventh from Arizona for cornerback Marcus Cooper, but it's unclear if the conditions for that deal were fulfilled. The Chiefs also dealt away a conditional 2018 seventh-round pick for Kenneth Acker, and it is also unclear if that's been fulfilled.

New Chiefs general manager Brett Veach has been very aggressive since taking over for John Dorsey in July. A few days ago, he dealt a 2019 fourth-round pick to Buffalo for inside linebacker Reggie Ragland, a second-round pick in 2016.

(Mitchell Schwartz)

## **Ready To Play: Chiefs OL Mitchell Schwartz Discusses His Techniques For Recovery, Film Prep**

August 31, 2017

CBS Local Sports

*It's a long and tough road to get to the NFL for most players, but it might be an even more difficult task to get yourself mentally and physically "Ready To Play" in the NFL week in and week out. As we work our way towards the start of the NFL season, we're speaking with a different NFL player each week and getting a first-hand account from them on how they get themselves ready for all of the rigors that come with competing at the NFL level. Here's Kansas City Chiefs right tackle Mitchell Schwartz discussing how he gets "Ready To Play".*

I like to take about a month off following the final game of the season before beginning training again for the upcoming season. We're so used to working out all the time that after a few weeks to a month of not working out, you start to feel a little out of shape and sloppy and not so good about yourself. So, I look at when I need to report for OTAs and then work my way back from there.

Luckily, I had my brother, Geoff, going through it as an NFL player as well so he had his own experiences and trial-and-error of what worked for him that I have been able to incorporate into my offseason as well. For me, I usually shoot for starting my offseason training about eight weeks before OTAs. Not that OTAs are over-the-top strenuous, but it's another situation where I think you need to be in shape.

The biggest thing for me is to get to training camp already in shape. A lot of the smaller, nagging injuries and lack of performance I think come from a lack of conditioning.

If you show up to camp and get hammered by the conditioning test, then your body's not feeling so great, you're a little bit tired which can lead to a soft-tissue injury or you might just have dead legs early in camp and it's hard to recover from that. That's why I think the biggest component of being ready to play is being in really good shape when you get to camp.

The other thing that's important early in camp is the maintenance work on your conditioning and training in that first week. It's similar to what people say about hydration. When you're thirsty, it's too late. The same idea applies here, making sure that you stay ahead of the game and doing all of the little things to make sure your body is ready to go for the season.

For my training regimen, I largely stick to what the team sends each player as a suggested offseason workout plan. I usually work out at a gym by my home in Los Angeles and then run in the nearby park. The terrain at the park isn't the smoothest so I like to think that helps me work on my ankle flexibility while I'm running. On top of the training regimen that the team sends,

there's always work that I put in on my own in terms of the pass sets and footwork needed to be a successful offensive lineman in the NFL.

Recovery is a big part of the game for any NFL player and in the last few years, I've really started to migrate towards using the NormaTech machine during the week in between games. Basically, it's a set of full-length leg sleeves that you put on and it uses compression to flush the legs and aid in recovery. I got one of those for my house so that if I'm sitting on the couch watching TV I'll put those on and get some good recovery in.

On top of that, I'll foam roll when I can during the week, stretch out as much as I can and get massages. If I do get a massage during the week, I like to do it on Monday, the day after the game because usually, with a deep-tissue massage, you're a little bit sore afterwards so doing it Monday gives you plenty of time to work through that soreness the rest of the week.

As the week progresses, Wednesdays and Thursdays are your longer practice days. Friday, it's a little bit shorter of a day so you can do more recovery stuff after practice like contrast between the hot and cold tub. I tend to do that on Saturdays as well before the meetings and then, after meetings in the hotel room, I'll put on the NormaTech again for an hour. I think that's really helped in my recovery the past couple of years.

When it comes to the mental preparation for each game, film study is number one.

When you come in on Wednesdays, the coaches have the gameplan for the week. They've also seen some tendency stuff with your opponents so they'll let you know, in this formation you can expect this blitz, this personnel group they might do this, or, if this safety lines up here, this is what they're going to do. Early in the week, on your own in film study, you're kind of getting used to the structure of the defense and how they play. Are they an odd team? A bear team? An under team? Are they two gappers or readers? Are the pass rushers speed guys or power guys? Those are all the questions you're answering early in the week.

Then, once it comes to the latter half of the week, you start honing in a little more on the player specifics. As a tackle, I'm studying the guy's pass rush. I like to be able to watch the film to get a sense of what he's going to do and formulate a game plan that I can then practice during the week.

I'll tell the guy that I'm going against during the week on the scout team that, hey, this is what I'm likely going to see from my guy this week do you mind throwing some of these moves at me and giving me some good practice for it? For me, film is the number one thing that gets me prepared mentally each week.

The interesting thing when it comes to my diet is that I feel like I actually eat better out of season, when I'm preparing my own meals, than I do in-season. The reason is, there's just not nearly as much time during the season to prepare your own meals. That said, you're not slamming pizza and burgers and fries every day during the season. As a whole, I think people would assume as NFL players that we eat better than we do. It's a tough balancing act because, you know that you're working out and consuming so many calories that you need a certain amount just to maintain weight.

We have these BodPods that tell us what our ideal calorie intake is and I think mine was something like 6,500 or 6,600 daily calories last season, which is hard to get to through the healthy just chicken or steak, brown rice and broccoli route. You just try to stay on top of your eating during the year and make sure your weight isn't fluctuating too much.

Once game day comes, I like to get to the stadium and make sure that I get my ankles taped and slowly begin getting ready. Putting game socks on over taped ankles is probably the second hardest part of my Sunday. It's awful. Once that's out of the way, it's a nice sigh of relief. Then you start warming up a little bit on your own and after that I like to go through my notes on my own. Just a final check list of all of the adjustments for the week.

Finally, about ten minutes before we go out, I like to do a little bit of visualization playing out all the different blocks against the guys I'll be up against and try and see what they're going to throw at me in my mind while visualizing how I'm going to react to it in my technique for the game.

(Patrick Mahomes)

## **Tickets For Less signs Chiefs player as its new spokesman**

James Dornbrook

Kansas City Business Journal

September 1, 2017

Overland Park-based Tickets For Less signed a multiyear sponsorship deal with Kansas City Chiefs quarterback Patrick Mahomes.

The rookie now will be the radio voice of Tickets For Less in its marketing campaigns. Mahomes also agreed to support the Team Little Owl Foundation, attending as many of its charitable functions as possible. Team Little Owl supports childhood brain cancer research.

"This is one of the most exciting and unique opportunities for us," Dan Rouen, founder and CEO of Tickets For Less, said in a Friday release. "Patrick Mahomes is one of the biggest sports stories in Kansas City, and we are extremely proud that we are going to be able to provide unique opportunities for Tickets For Less Customers, including an upcoming autograph session."

Founded in 2004, Tickets For Less is a private broker that buys and sells tickets on the secondary market for nationwide sporting events, concerts and theaters. It differentiates itself from competitors by guaranteeing no taxes and no fees at checkout. It also offers special value-added experiences, such as pre- and post-event parties.

Tickets For Less is the leading ticket reseller for the Chiefs, Kansas City Royals, University of Kansas basketball, Kansas Speedway, Sporting Kansas City and all Sprint Center events.