



NEW ENGLAND PATRIOTS

# GAME RELEASE



POSTSEASON WEEK 1  
NEW ENGLAND PATRIOTS BYE WEEK





NEW ENGLAND PATRIOTS  
**GAME RELEASE**  
POSTSEASON WEEK 1  
NEW ENGLAND PATRIOTS BYE WEEK



## TABLE OF CONTENTS

---

### **TEAM INFORMATION**

2018 Rankings .....	3
2018 Patriots Schedule .....	3
2018 AFC East Standings .....	3
2018 Regular Season Statistics .....	4
2018 Player Participation .....	6
2018 Game-By-Game Starters .....	7
Rosters & Depth Chart .....	8
What to Look for in the Playoffs .....	15
Week 17 Recap .....	18
Projected Contributors .....	21

### **INDIVIDUAL AND TEAM NOTES**

Robert Kraft .....	24
Playoff Notes .....	26
Playoff Inside the Numbers .....	31
Team & Individual Rankings .....	32
Regular Season Team Notes .....	33
Bill Belichick .....	39
Tom Brady .....	42
Tom Brady Playoff Notes .....	51
Patriots Offensive Notes .....	54
Patriots Defensive Notes .....	64
Patriots Special Teams Notes .....	67
Patriots Reference Notes .....	70
Patriots Football Network .....	72

### **SECTION II**

2018 Patriots Stats Pack

### **SECTION III**

2018 Game Summaries



# NEW ENGLAND PATRIOTS

# GAME RELEASE

## POSTSEASON BYE WEEK

## NEW ENGLAND PATRIOTS FINISH REGULAR SEASON 11-5



## 2018 RANKINGS

2018 REGULAR SEASON	NEW ENGLAND
Record	11-5
Divisional Standings	1st
Total Yards Gained	6,295
Total Offense (Rank)	393.4 (5)
Rush Offense	127.3 (5)
Pass Offense	266.1 (8)
Points Per Game	27.3 (4)
Touchdowns Scored	51
Third Down Conversion Pct.	40.8
Team Passer Rating	97.8
Total Yards Allowed	5,746
Total Defense (Rank)	359.1 (21)
Rush Defense	112.7 (11)
Pass Defense	246.4 (22)
Points Allowed/Game	20.3 (7)
Touchdowns Allowed	36
Third Down Defense (Pct.)	38.6
Field Goals Made/Attempted	27/32
Possession Avg.	31:05
Sacks Allowed/Yards Lost	21/147
Sacks Made/Yards	30/238
Passing TD/Int. (Off.)	29/11
Passing TD/Int. (Def.)	29/18
Penalties Against/Yards	93/744
Punts/Avg.	64/45.1
Takeaway/Giveaway Ratio	+10 (5)

## 2018 PATRIOTS SCHEDULE

### REGULAR SEASON (11-5)

Sun., Sept. 9	Houston	27-20	W
Sun., Sept. 16	at Jacksonville	20-31	L
Sun., Sept. 23	at Detroit	10-26	L
Sun., Sept. 30	Miami	38-7	W
Thu., Oct. 4	Indianapolis	38-24	W
Sun., Oct. 14	Kansas City	43-40	W
Sun., Oct. 21	at Chicago	38-31	W
Mon., Oct. 29	at Buffalo	25-6	W
Sun., Nov. 4	Green Bay	31-17	W
Sun., Nov. 11	at Tennessee	10-34	L
Sun., Nov. 18	BYE WEEK		
Sun., Nov. 25	at N.Y. Jets	27-13	W
Sun., Dec. 2	Minnesota	24-10	W
Sun., Dec. 9	at Miami	33-34	L
Sun., Dec. 16	at Pittsburgh	10-17	L
Sun., Dec. 23	Buffalo	24-12	W
Sun., Dec. 30	N.Y. Jets	38-3	W

## 2018 AFC EAST STANDINGS

TEAM	W	L	T	PCT.	PF	PA
NEW ENGLAND	11	5	0	.688	436	325
Miami Dolphins	7	9	0	.438	319	433
Buffalo Bills	6	10	0	.375	269	374
New York Jets	4	12	0	.250	333	441

## PATRIOTS EARN SECOND SEED IN AFC

### NEW ENGLAND EARNS NINTH CONSECUTIVE FIRST-ROUND BYE

The New England Patriots earned their ninth consecutive first-round bye after finishing the season with an 11-5 record. The Patriots will host either Houston, Baltimore or the L.A. Chargers on Sunday, Jan. 13, at 1 p.m. in the AFC Divisional Playoffs.

The Patriots will host an AFC Divisional Playoff game for the ninth straight season (2010-18), the most in NFL history. Miami is second with five straight (1981-85).

The Patriots are the only team in the NFL that finished the 2018 season undefeated at home. Dating back to last season, New England has now won 15 straight home games including postseason.

## 2018 AFC PLAYOFF SEEDING

### AMERICAN FOOTBALL CONFERENCE

1. Kansas City Chiefs (12-4), AFC West Champion
2. New England Patriots (11-5), AFC East Champion
3. Houston Texans (11-5), AFC South Champion
4. Baltimore Ravens (10-6), AFC North Champion
5. Los Angeles Chargers (12-4)
6. Indianapolis Colts (10-6)

## BYE-ING IN

The Patriots secured a first-round playoff bye in 2018 for the 13th time since 2001, a feat unmatched by any team in the last 18 years. New England also secured a first-round bye for the ninth consecutive season to extend its NFL record. Dallas and San Francisco earned four straight byes from 1992 through 1995 and Denver had four straight from 2012 through 2015.

### MOST SEASONS EARNING A BYE SINCE 2001

Team	Playoff Byes
New England.....	13
Denver.....	5
Pittsburgh.....	5
Atlanta.....	4
Chicago.....	4
Philadelphia.....	4

### MOST SEASONS EARNING A BYE SINCE 12-TEAM PLAYOFF FORMAT IN 1990

Team	Playoff Byes
New England.....	14
Pittsburgh.....	9
Denver.....	8
San Francisco.....	8

## MEDIA CONTACTS

**Stacey James**, Vice President of Media Relations, [staceyj@patriots.com](mailto:staceyj@patriots.com), 508-326-6868  
**Aaron Salkin**, Director of Media Relations, [aarons@patriots.com](mailto:aarons@patriots.com), 508-326-6870  
**Michael Jurovaty**, Asst. Director of Media Relations, [mjurovaty@patriots.com](mailto:mjurovaty@patriots.com), 508-326-6187  
**Mark Robbins**, Media Relations Coordinator, [markr@patriots.com](mailto:markr@patriots.com), 508-431-7175  
**Anne Noland**, Media Relations Coordinator, [annen@patriots.com](mailto:annen@patriots.com), 508-431-7773



# 2018 REGULAR SEASON OFFENSIVE STATISTICS

## WON 11, LOST 5

09/09 W 27-20	Houston
09/16 L 20-31	at Jacksonville
09/23 L 10-26	at Detroit
09/30 W 38- 7	Miami
10/04 W 38-24	Indianapolis
10/14 W 43-40	Kansas City
10/21 W 38-31	at Chicago
10/29 W 25- 6	at Buffalo
11/04 W 31-17	Green Bay
11/11 L 10-34	at Tennessee
11/25 W 27-13	at N.Y. Jets
12/02 W 24-10	Minnesota
12/09 L 33-34	at Miami
12/16 L 10-17	at Pittsburgh
12/23 W 24-12	Buffalo
12/30 W 38- 3	N.Y. Jets

TOTAL FIRST DOWNS	365	322
Rushing	131	93
Passing	206	208
Penalty	28	21
3rd Down: Made/Att	82/201	76/197
3rd Down Pct.	40.8	38.6
4th Down: Made/Att	7/14	6/16
4th Down Pct.	50.0	37.5
POSSESSION AVG.	31:05	28:55
TOTAL NET YARDS	6295	5746
Avg. Per Game	393.4	359.1
Total Plays	1073	1002
Avg. Per Play	5.9	5.7
NET YARDS RUSHING	2037	1803
Avg. Per Game	127.3	112.7
Total Rushes	478	367
NET YARDS PASSING	4258	3943
Avg. Per Game	266.1	246.4
Sacked/Yards Lost	21/147	30/238
Gross Yards	4405	4181
Att./Completions	574/378	605/370
Completion Pct.	65.9	61.2
Had Intercepted	11	18
PUNTS/AVERAGE	64/45.1	71/40.8
NET PUNTING AVG.	64/39.5	71/37.2
PENALTIES/YARDS	93/744	91/838
FUMBLES/BALL LOST	11/7	20/10
TOUCHDOWNS	51	36
Rushing	18	7
Passing	29	29
Returns	4	0

* SCORE BY PERIODS	Q1	Q2	Q3	Q4	OT	PTS
TEAM	88	157	74	117	0	436
OPPONENTS	80	81	80	84	0	325

* SCORING	TD-Ru	Pa	Rt	K-PAT	FG	S	PTS
Gostkowski	0	0	0	0	49/50	27/32	0 130
White	12	5	7	0			0 72
Edelman	6	0	6	0			0 36
Michel	6	6	0	0			0 36
C. Patterson	5	1	3	1			0 30
Develin	4	4	0	0			0 24
Gordon LG	4	0	4	0			0 24
Gordon TM	3	0	3	0			0 18
Dorsett	3	0	3	0			0 18
Gronkowski	3	0	3	0			0 18
Hogan	3	0	3	0			0 18
Brady	2	2	0	0			0 12
Van Noy	2	0	0	2			0 12
Burkhead	1	0	1	0			0 6
D. McCourty	1	0	0	1			0 6
TEAM	51	18	29	4	49/50	27/32	0 436
OPPONENTS	36	7	29	0	34/34	25/29	0 325

2-Pt Conv: TM 0-1, OPP 0-1  
SACKS: Flowers 7.5, Wise 4.5, Van Noy 3.5,  
Butler 3, Clayborn 2.5, Simon 2, J. Jones 1.5, Gilmore 1, Guy 1, Hightower 1, Rivers 1, Roberts 1, Chung 0.5,

* PASSING	Att	Cmp	Yds	Cmp%	Yds/Att	TD	TD%	Int	Int%	Long	Sack/Lost	Rating
Brady	570	375	4355	65.8	7.64	29	5.1	11	1.9	63t	21/ 147	97.7
Edelman	2	2	43	100.0	21.50	0	0.0	0	0.0	37	0/ 0	118.8
Hoyer	2	1	7	50.0	3.50	0	0.0	0	0.0	7	0/ 0	58.3
TEAM	574	378	4405	65.9	7.67	29	5.1	11	1.9	63t	21/ 147	97.8
OPPONENTS	605	370	4181	61.2	6.91	29	4.8	18	3.0	75t	30/ 238	85.4

* RUSHING	No.	Yds	Avg	Long	TD
Michel	209	931	4.5	34t	6
White	94	425	4.5	27t	5
C. Patterson	42	228	5.4	27	1
Burkhead	57	186	3.3	12	0
Edelman	9	107	11.9	20	0
Barner TM	19	71	3.7	11	0
Brady	23	35	1.5	10	2
Dorsett	4	29	7.3	17	0
Hill	4	25	6.3	11	0
Develin	6	8	1.3	2t	4
Hoyer	11	-8	-7	2	0
TEAM	478	2037	4.3	34t	18
OPPONENTS	367	1803	4.9	54t	7

* RECEIVING	No.	Yds	Avg	Long	TD
White	87	751	8.6	42	7
Edelman	74	850	11.5	36	6
Gronkowski	47	682	14.5	42	3
Gordon LG	41	737	18.0	55t	4
Gordon TM	40	720	18.0	55t	3
Hogan	35	532	15.2	63t	3
Dorsett	32	290	9.1	20	3
C. Patterson	21	247	11.8	55t	3
Burkhead	14	131	9.4	25	1
Develin	12	61	5.1	11	0
Michel	7	50	7.1	13	0
J. Hollister	4	52	13.0	23	0
D. Allen	3	27	9.0	21	0
Brady	1	6	6.0	6	0
Hill	1	6	6.0	6	0
TEAM	378	4405	11.7	63t	29
OPPONENTS	370	4181	11.3	75t	29

* INTERCEPTIONS	No.	Yds	Avg	Long	TD
Harmon	4	0	0.0	0	0
J. Jones	3	34	11.3	28	0
Jackson	3	9	3.0	9	0
Gilmore	2	0	0.0	0	0
D. McCourty	1	84	84.0	84t	1
Hightower	1	27	27.0	27	0
Chung	1	2	2.0	2	0
Bentley	1	0	0.0	0	0
J. McCourty	1	0	0.0	0	0
Van Noy	1	0	0.0	0	0
TEAM	18	156	8.7	84t	1
OPPONENTS	11	67	6.1	19	0

* PUNTING	No.	Yds	Avg	Net	TB	In	Lg	E
R. Allen	64	2885	45.1	39.5	5	21	66	0
TEAM	64	2885	45.1	39.5	5	21	66	0
OPPONENTS	71	2899	40.8	37.2	3	19	57	2

* PUNT RETURNS	Ret	FC	Yds	Avg	Long	TD
Edelman	20	11	154	7.7	25	0
C. Jones TM	5	1	45	9.0	24	0
McCarron	1	3	0	0.0	0	0
TEAM	26	15	199	7.7	25	0
OPPONENTS	25	8	255	10.2	33	0

* KICKOFF RETURNS	No.	Yds	Avg	Long	TD
C. Patterson	23	663	28.8	95t	1
Michel	4	77	19.3	26	0
Develin	1	15	15.0	15	0
TEAM	28	755	27.0	95t	1
OPPONENTS	42	1034	24.6	97	0

* FIELD GOALS	1-19	20-29	30-39	40-49	50+
Gostkowski	0/ 0	11/11	10/10	4/ 6	2/ 5
TEAM	0/ 0	11/11	10/10	4/ 6	2/ 5
OPPONENTS	0/ 0	4/ 4	10/12	8/10	3/ 3
Gostkowski: (39G,35G) (54N,29G,46G) (36G) (20G)					
(45G) (48G,24G,39G,50G,28G) (29G) (25G,40G,38G,50N,					
(6 25G) (28G) (52G,52N) (34G,32G) (20G,48N) (42N,32G,					
22G) (33G) (24G) (38G)					

OPP: (42G,36G) (28G) (38G,25G,32G,30G) ( ) (38N,54G)  
(42G,43G,24G,30G) (46G) (47G,51G) (29G) (33G,31G)  
(55G,38G) (48N,39G) ( ) (32N,48G) (43N,35G,41G) (40G)





# 2018 REGULAR SEASON DEFENSIVE STATISTICS

PLAYER Name	TACKLES			SACKS			INTERCEPTIONS				FUMBLES				SP. TEAMS				
	TT	UT	A	S	Yds	QH	Int	Yds	TD	PD	FF	FR	Yds	TD	TT	UT	A	FF	FR
Kyle Van Noy	90	56	34	3.5	28.0	10	1	0	0	2	1	2	46	1	3	1	2	0	0
Patrick Chung	80	51	29	0.5	5.0	2	1	2	0	3	0	1	0	0	3	1	2	0	0
Devin McCourty	75	53	22	0.0	0.0	0	1	84	1	4	1	2	14	0	5	4	1	0	0
Jason McCourty	68	53	15	0.0	0.0	0	1	0	0	10	1	0	0	0	2	1	1	0	0
Elandon Roberts	66	32	34	1.0	7.0	2	0	0	0	4	0	0	0	0	2	1	1	0	0
Lawrence Guy	60	25	35	1.0	9.0	11	0	0	0	0	1	0	0	0	0	0	0	0	0
Trey Flowers	56	32	24	7.5	60.0	21	0	0	0	2	3	0	0	0	0	0	0	0	0
Jonathan Jones	50	39	11	1.5	11.0	2	3	34	0	7	1	0	0	0	6	5	1	0	0
Dont'a Hightower	50	25	25	1.0	9.0	6	1	27	0	1	0	1	0	0	0	0	0	0	0
Stephon Gilmore	45	40	5	1.0	7.0	1	2	0	0	20	2	1	0	0	0	0	0	0	0
Malcom Brown	38	19	19	0.0	0.0	1	0	0	0	0	0	1	0	0	0	0	0	0	0
Duron Harmon	37	31	6	0.0	0.0	1	4	0	0	4	0	1	4	0	0	0	0	0	0
Deatrich Wise Jr.	29	15	14	4.5	25.5	14	0	0	0	0	0	0	0	0	0	0	0	0	0
J.C. Jackson	24	22	2	0.0	0.0	0	3	9	0	6	0	0	0	0	0	0	0	0	0
Danny Sleeton	21	10	11	0.0	0.0	1	0	0	0	0	0	0	0	0	0	0	0	0	0
John Simon	18	8	10	2.0	18.0	3	0	0	0	0	0	0	0	0	0	0	0	0	0
Adam Butler	17	8	9	3.0	22.0	3	0	0	0	1	1	0	0	0	0	0	0	0	0
Ja'Whaun Bentley	13	8	5	0.0	0.0	1	1	0	0	1	0	0	0	0	1	1	0	0	0
Adrian Clayborn	11	8	3	2.5	26.5	12	0	0	0	0	1	0	0	0	0	0	0	0	0
Eric Rowe	9	8	1	0.0	0.0	0	0	0	0	1	0	0	0	0	0	0	0	0	0
Keionta Davis	7	5	2	0.0	0.0	2	0	0	0	0	0	0	0	0	0	0	0	0	0
Keion Crossen	7	7	0	0.0	0.0	0	0	0	0	0	0	0	0	0	7	7	0	0	0
Nicholas Grigsby	4	3	1	0.0	0.0	1	0	0	0	0	0	0	0	0	6	4	2	0	0
Derek Rivers	2	2	0	1.0	10.0	1	0	0	0	0	0	0	0	0	0	0	0	0	0
Cyrus Jones	1	0	1	0.0	0.0	0	0	0	0	0	0	0	0	0	0	0	0	0	0
Obi Melifonwu	1	1	0	0.0	0.0	0	0	0	0	0	0	0	0	0	2	2	0	0	0
Ufomba Kamalu	1	0	1	0.0	0.0	0	0	0	0	0	0	0	0	0	0	0	0	0	0
Albert McClellan	1	1	0	0.0	0.0	0	0	0	0	0	0	1	0	0	1	0	1	0	0
Brandon King	0	0	0	0.0	0.0	0	0	0	0	0	0	0	0	0	12	8	4	0	0
Joe Cardona	0	0	0	0.0	0.0	0	0	0	0	0	0	0	0	0	1	1	0	0	0
James Develin	0	0	0	0.0	0.0	0	0	0	0	0	0	0	0	0	4	2	2	1	0
Chris Hogan	0	0	0	0.0	0.0	0	0	0	0	0	0	0	0	0	1	1	0	0	0
Nate Ebner	0	0	0	0.0	0.0	0	0	0	0	0	0	0	0	0	13	4	9	0	0
Cordarrelle Patterson	0	0	0	0.0	0.0	0	0	0	0	0	0	0	0	0	1	1	0	1	0
Dwayen Allen	0	0	0	0.0	0.0	0	0	0	0	0	0	0	0	0	1	1	0	0	0
Ryan Allen	0	0	0	0.0	0.0	0	0	0	0	0	0	0	0	0	1	0	0	0	0
Matthew Slater	0	0	0	0.0	0.0	0	0	0	0	0	0	0	0	0	11	7	4	0	0
Jacob Hollister	0	0	0	0.0	0.0	0	0	0	0	0	0	0	0	0	1	1	0	0	0
Rex Burkhead	0	0	0	0.0	0.0	0	0	0	0	0	0	0	0	0	2	1	1	0	0
Geneo Grissom	0	0	0	0.0	0.0	0	0	0	0	0	0	0	0	0	1	0	1	0	0
	881	562	319	30.0	238.0	95	18	156	1	66	12	10	64	1	87	54	32	2	0

FUMBLES - LOST (11-7)				
No.	Lost	Own		O.B.
		Rec		
David Andrews	0	0	2	0
Tom Brady	4	2	0	0
Rex Burkhead	2	1	0	0
Julian Edelman	1	0	1	0
Rob Gronkowski	1	1	0	0
Chris Hogan	0	0	1	0
Riley McCarron	1	1	0	0
Sony Michel	1	1	0	0
Cordarrelle Patterson	1	1	0	0
	11	7	4	0

KEY	
TT-Total Tackles	Int/Yds-Interceptions/Yards Returned
UT-Unassisted Tackles	PD-Passes Defensed
A-Assisted Tackles	FF-Forced Fumbles

BLOCKED KICKS			
	XP	FG	P
Dont'a Hightower	0	0	1
Albert McClellan	0	0	1
Totals	0	0	2

MISC. OFFENSIVE STATS				
	Tkl	Ast	FF	FR
Tom Brady	1	0	0	0
Rex Burkhead	1	0	0	0
Marcus Cannon	1	0	0	0
James Develin	2	0	0	0
Phillip Dorsett	1	0	0	0
Julian Edelman	3	1	0	0
Rob Gronkowski	1	1	0	0
Chris Hogan	1	0	0	0
Sony Michel	2	0	0	0
C. Patterson	1	0	0	0
LaAdrian Waddle	1	0	0	0
James White	1	0	0	0
	16	2	0	0





# NEW ENGLAND PATRIOTS 2018 STATS PACK

## PATRIOTS PARTICIPATION

Player	Regular Season																						
	GP	GS	DNP	INA	HOU	at JAX	at DET	MIA	IND	KC	at CHI	at BUF	GB	at TEN	at NYJ	MIN	at MIA	at PIT	BUF	NYJ			
Allen, Dwayne	13	8	0	3	TE	TE	sub	TE	sub	sub	TE	sub	TE	TE	X	X	X	sub	TE	TE			
Allen, Ryan	16	0	0	0	sub	sub	sub	sub	sub	sub	sub	sub	sub	sub	sub	sub	sub	sub	sub	sub			
Andrews, David	16	16	0	0	C	C	C	C	C	C	C	C	C	C	C	C	C	C	C	C			
Barner, Kenjon	5	0	0	2		X		sub		sub	sub	sub	sub	X									
Bentley, Ja'Whaun	3	2	0	0	LB	sub	LB																
Brady, Tom	16	16	0	0	QB	QB	QB	QB	QB	QB	QB	QB	QB	QB	QB	QB	QB	QB	QB	QB			
Brown, Malcom	15	14	0	1	DT	DT	DT	DT	DT	X	DT	DT	DT	sub	DT	DT	DT	DT	DT	DT			
Brown, Trent	16	16	0	0	LT	LT	LT	LT	LT	LT	LT	LT	LT	LT	LT	LT	LT	LT	LT	LT			
Burkhead, Rex	8	4	0	0	RB	RB	sub									sub	sub	RB	RB	sub			
Butler, Adam	16	0	0	0	sub	sub	sub	sub	sub	sub	sub	sub	sub	sub	sub	sub	sub	sub	sub	sub			
Cannon, Marcus	13	13	0	3	RT	X	RT	RT	RT	RT	X	X	RT	RT	RT	RT	RT	RT	RT	RT			
Cardona, Joe	16	0	0	0	sub	sub	sub	sub	sub	sub	sub	sub	sub	sub	sub	sub	sub	sub	sub	sub			
Chung, Patrick	15	14	0	1	S	S	X	S	S	S	S	S	S	S	S	S	sub	S	S	S			
Clayborn, Adrian	14	1	0	2	sub	sub	RE	sub	sub	sub	sub	sub	sub	sub	sub	sub	sub	sub	sub	X			
Coleman, Corey	0	0	0	1		X																	
Crossen, Keion	11	0	0	5	X	X	sub	sub	sub	sub	sub	sub	sub	X	sub	X	X	sub	sub	sub			
Croston, Cole	2	0	1	5		DNP	X	X	X	X	sub	sub	X										
Davis, Keionta	6	3	0	10	sub	RE	sub	X	X	X	X	sub	RE	RE	X	X	X	X	X	X			
Dawson, Duke Jr.	0	0	0	6												X	X	X	X	X			
Develin, James	16	8	0	0	FB	sub	FB	FB	sub	sub	sub	FB	sub	sub	sub	FB	sub	FB	FB	FB			
Dorsett, Phillip	16	2	0	0	sub	WR	WR	sub	sub	sub	sub	sub	sub	sub	sub	sub	sub	sub	sub	sub			
Ebner, Nate	15	0	0	1	sub	sub	sub	sub	sub	sub	sub	sub	sub	sub	X	sub	sub	sub	sub	sub			
Edelman, Julian	12	12	0	0					WR	WR	WR	WR	WR	WR	WR	WR	WR	WR	WR	WR			
Ferentz, James	2	0	0	6									sub	sub	X	X	X	X	X	X			
Flowers, Trey	15	15	0	1	LE	LE	X	LE	LE	LE	LE	LE	LE	LE	LE	LE	LE	LE	LE	LE			
Gilmore, Stephon	16	16	0	0	RCB	RCB	RCB	RCB	RCB	RCB	RCB	RCB	RCB	RCB	RCB	RCB	RCB	RCB	RCB	RCB			
Gordon, Josh	11	11	0	1		X	WR	WR	WR	WR	WR	WR	WR	WR	WR	WR	WR	WR	WR				
Gostkowski, Stephen	16	0	0	0	sub	sub	sub	sub	sub	sub	sub	sub	sub	sub	sub	sub	sub	sub	sub	sub			
Grigsby, Nicholas	9	0	0	1	sub	sub	sub	sub	sub	sub	sub	sub	X	sub									
Grissom, Geneo	4	0	0	5	sub	sub	sub	X	X	X	X	X	sub										
Gronkowski, Rob	13	11	0	3	TE	TE	TE	TE	TE	TE	X	TE	X	X	TE	TE	TE	TE	TE	sub			
Guy, Lawrence	16	15	0	0	DT	DT	DT	DT	DT	DT	DT	DT	sub	DT	DT	DT	DT	DT	DT	DT			
Hansen, Chad	0	0	0	1	X																		
Harmon, Duron	16	6	0	0	sub	sub	S	sub	sub	sub	DB	sub	sub	DB	sub	sub	DB	DB	sub	DB			
Hightower, Dont'a	15	15	0	1	LB	LB	LB	LB	LB	LB	LB	X	LB	LB	LB	LB	LB	LB	LB	LB			
Hill, Jeremy	1	0	0	0	sub																		
Hogan, Chris	16	7	0	0	sub	sub	WR	sub	WR	WR	sub	sub	WR	sub	WR	sub	sub	sub	WR	WR			
Hollister, Jacob	8	1	0	8	X	TE	X	X	sub	sub	X	X	X	sub	sub	sub	sub	X	sub	X			
Hoyer, Brian	5	0	11	0	DNP	DNP	DNP	sub	DNP	DNP	DNP	sub	DNP		DNP	DNP	DNP	DNP	sub	sub			
Humber, Ramon	6	0	0	0																			
Jackson, J.C.	13	5	0	3	X	X	sub	sub	sub	X	sub	sub	sub	sub	sub	DB	DB	DB	LCB	LCB			
Jones, Cyrus	2	0	0	1			sub	sub	X														
Jones, Jonathan	16	5	0	0	DB	sub	sub	DB	DB	DB	sub	sub	DB	sub	sub	sub	sub	sub	sub	sub			
Ufomba Kamalu	2	0	0	0																			
Karras, Ted	13	2	0	3	sub	sub	sub	X	X	X	sub	sub	RG	RG	sub	sub	sub	sub	sub	sub			
King, Brandon	15	0	0	1	sub	sub	sub	sub	sub	sub	sub	sub	sub	sub	sub	sub	sub	sub	X	sub			
Mason, Shaq	14	14	0	2	RG	RG	RG	RG	RG	RG	RG	RG	X	X	RG	RG	RG	RG	RG	RG			
McCarron, Riley	1	0	0	0	sub																		
McClellan, Albert	7	0	0	0										sub	sub	sub	sub	sub	sub	sub			
McCourty, Devin	16	16	0	0	S	S	S	S	S	S	S	S	S	S	S	S	S	S	S	S			
McCourty, Jason	16	12	0	0	sub	sub	LCB	LCB	LCB	LCB	LCB	LCB	LCB	LCB	LCB	LCB	LCB	LCB	sub	sub			
Melifonwu, Obi	2	0	1	4										X	sub	sub	DNP	X	X	X			
Michel, Sony	13	8	0	3	X	sub	RB	RB	sub	RB	RB	X	X	sub	RB	RB	RB	sub	sub	RB			
Patterson, Cordarrelle	15	5	0	1	WR	sub	sub	sub	sub	sub	WR	RB	sub	RB	sub	sub	WR	sub	sub	X			
Rivers, Derek	6	0	0	10	X	X	sub	X	X	sub	sub	sub	sub	X	X	X	X	X	X	sub			
Roberts, Elandon	16	11	0	0	sub	LB	LB	LB	LB	LB	LB	sub	sub	sub	LB	LB	LB	sub	LB	sub			
Rowe, Eric	4	2	0	4	LCB	LCB	X	X	X	sub	sub	X											
Schwenke, Brian	3	0	0	6	X	X	X	sub	sub	sub	X	X	X										
Shelton, Danny	13	1	0	3	sub	sub	sub	sub	sub	DT	sub	sub	sub	sub	sub	X	X	X	sub	sub			
Simon, John	11	2	0	2				sub	sub	X	X	LB	sub	sub	RE	sub	sub	sub	sub	sub			
Slater, Matther	16	0	0	0	sub	sub	sub	sub	sub	sub	sub	sub	sub	sub	sub	sub	sub	sub	sub	sub			
Thuney, Joe	16	16	0	0	LG	LG	LG	LG	LG	LG	LG	LG	LG	LG	LG	LG	LG	LG	LG	LG			
Tobin, Matt	0	0	0	2										X	X								
Van Noy, Kyle	16	16	0	0	LB	LB	LB	LB	LB	LB	LB	LB	LB	LB	LB	LB	LB	LB	LB	LB			
Waddle, LaAdrian	16	3	0	0	sub	RT	sub	sub	sub	sub	RT	RT	sub	sub	sub	sub	sub	sub	sub	sub			
White, James	16	3	0	0	sub	sub	sub	sub	sub	sub	sub	sub	RB	RB	sub	sub	sub	sub	sub	sub			
Wise, Deatrich Jr.	16	5	0	0	sub	sub	sub	sub	sub	sub	sub	RE	DT	DT	sub	sub	sub	sub	RE	RE			
<b>Totals</b>	<b>723</b>	<b>352</b>	<b>13</b>	<b>112</b>																			

X - inactive / CAPS - starters / sub - played / dnp - did not play / PS - Practice Squad

**KEY:**

  Not on active roster





# NEW ENGLAND PATRIOTS 2018 STATS PACK

## GAME-BY-GAME STARTERS

2018 OFFENSIVE STARTERS BY GAME												
Date	Opponent	WR	LT	LG	C	RG	RT	TE	WR	QB	RB	TE
09/09	Houston	C. Patterson	T. Brown	J. Thuney	D. Andrews	S. Mason	M. Cannon	R. Gronkowski	J. Develin (FB)	T. Brady	R. Burkhead	D. Allen
09/16 at	Jacksonville	J. Hollister (TE)	T. Brown	J. Thuney	D. Andrews	S. Mason	L. Waddle	R. Gronkowski	P. Dorsett	T. Brady	R. Burkhead	D. Allen
09/23 at	Detroit	C. Hogan	T. Brown	J. Thuney	D. Andrews	S. Mason	M. Cannon	R. Gronkowski	P. Dorsett	T. Brady	S. Michel	J. Develin (FB)
09/30	Miami	J. Gordon	T. Brown	J. Thuney	D. Andrews	S. Mason	M. Cannon	R. Gronkowski	J. Develin (FB)	T. Brady	S. Michel	J. Develin (FB)
10/04	Indianapolis	J. Gordon	T. Brown	J. Thuney	D. Andrews	S. Mason	M. Cannon	R. Gronkowski	J. Edelman	T. Brady	J. White	C. Hogan (WR)
10/14	Kansas City	J. Gordon	T. Brown	J. Thuney	D. Andrews	S. Mason	M. Cannon	R. Gronkowski	J. Edelman	T. Brady	S. Michel	C. Hogan (WR)
10/21 at	Chicago	J. Gordon	T. Brown	J. Thuney	D. Andrews	S. Mason	L. Waddle	D. Allen	J. Edelman	T. Brady	S. Michel	C. Patterson (WR)
10/29 at	Buffalo	J. Gordon	T. Brown	J. Thuney	D. Andrews	S. Mason	L. Waddle	R. Gronkowski	J. Edelman	T. Brady	C. Patterson	J. Develin (FB)
11/04	Green Bay	J. Gordon	T. Brown	J. Thuney	D. Andrews	T. Karras	M. Cannon	D. Allen	J. Edelman	T. Brady	J. White	C. Hogan (WR)
11/11 at	Tennessee	J. Gordon	T. Brown	J. Thuney	D. Andrews	T. Karras	M. Cannon	D. Allen	J. Edelman	T. Brady	J. White	C. Patterson (RB)
11/25 at	N.Y. Jets	J. Gordon	T. Brown	J. Thuney	D. Andrews	S. Mason	M. Cannon	R. Gronkowski	J. Edelman	T. Brady	S. Michel	C. Hogan (WR)
12/02	Minnesota	J. Gordon	T. Brown	J. Thuney	D. Andrews	S. Mason	M. Cannon	R. Gronkowski	J. Edelman	T. Brady	S. Michel	J. Develin (FB)
12/09 at	Miami	J. Gordon	T. Brown	J. Thuney	D. Andrews	S. Mason	M. Cannon	R. Gronkowski	J. Edelman	T. Brady	S. Michel	C. Patterson (WR)
12/16 at	Pittsburgh	J. Gordon	T. Brown	J. Thuney	D. Andrews	S. Mason	M. Cannon	R. Gronkowski	J. Edelman	T. Brady	R. Burkhead	J. Develin (FB)
12/23	Buffalo	C. Hogan	T. Brown	J. Thuney	D. Andrews	S. Mason	M. Cannon	D. Allen	J. Edelman	T. Brady	R. Burkhead	J. Develin (FB)
12/30	N.Y. Jets	C. Hogan	T. Brown	J. Thuney	D. Andrews	S. Mason	M. Cannon	D. Allen	J. Edelman	T. Brady	S. Michel	J. Develin (FB)
2018 DEFENSIVE STARTERS BY GAME												
Date	Opponent	LE	DT	DT	RE	LB	LB	LB	LCB	RCB	S	S
09/09	Houston	T. Flowers	L. Guy	M. Brown	J. Bentley (LB)	D. Hightower	K. Van Noy	J. Jones (DB)	E. Rowe	S. Gilmore	P. Chung	D. McCourty
09/16 at	Jacksonville	T. Flowers	L. Guy	M. Brown	K. Davis	D. Hightower	K. Van Noy	E. Roberts	E. Rowe	S. Gilmore	P. Chung	D. McCourty
09/23 at	Detroit	J. Bentley (LB)	L. Guy	M. Brown	A. Clayborn	D. Hightower	K. Van Noy	E. Roberts	J. McCourty	S. Gilmore	D. Harmon	D. McCourty
09/30	Miami	T. Flowers	L. Guy	M. Brown	D. Hightower (LB)	E. Roberts	K. Van Noy	J. Jones (DB)	J. McCourty	S. Gilmore	P. Chung	D. McCourty
10/04	Indianapolis	T. Flowers	L. Guy	M. Brown	D. Hightower (LB)	E. Roberts	K. Van Noy	J. Jones (DB)	J. McCourty	S. Gilmore	P. Chung	D. McCourty
10/14	Kansas City	T. Flowers	L. Guy	D. Shelton	D. Hightower (LB)	E. Roberts	K. Van Noy	J. Jones (DB)	J. McCourty	S. Gilmore	P. Chung	D. McCourty
10/21 at	Chicago	T. Flowers	L. Guy	M. Brown	D. Hightower (LB)	E. Roberts	K. Van Noy	D. Harmon (DB)	J. McCourty	S. Gilmore	P. Chung	D. McCourty
10/29 at	Buffalo	T. Flowers	L. Guy	M. Brown	D. Wise	E. Roberts	K. Van Noy	J. Simon	J. McCourty	S. Gilmore	P. Chung	D. McCourty
11/04	Green Bay	T. Flowers	D. Wise	M. Brown	K. Davis	D. Hightower	K. Van Noy	J. Jones (DB)	J. McCourty	S. Gilmore	P. Chung	D. McCourty
11/11 at	Tennessee	T. Flowers	L. Guy	D. Wise	K. Davis	D. Hightower	K. Van Noy	D. Harmon (DB)	J. McCourty	S. Gilmore	P. Chung	D. McCourty
11/25 at	N.Y. Jets	T. Flowers	L. Guy	M. Brown	J. Simon	D. Hightower	K. Van Noy	E. Roberts	J. McCourty	S. Gilmore	P. Chung	D. McCourty
12/02	Minnesota	T. Flowers	L. Guy	M. Brown	D. Hightower (LB)	E. Roberts	K. Van Noy	J. Jackson (DB)	J. McCourty	S. Gilmore	P. Chung	D. McCourty
12/09 at	Miami	T. Flowers	L. Guy	M. Brown	D. Hightower (LB)	E. Roberts	K. Van Noy	J. Jackson (DB)	J. McCourty	S. Gilmore	D. Harmon	D. McCourty
12/16 at	Pittsburgh	T. Flowers	L. Guy	M. Brown	D. Hightower (LB)	K. Van Noy	J. Jackson (DB)	D. Harmon (DB)	J. McCourty	S. Gilmore	P. Chung	D. McCourty
12/23	Buffalo	T. Flowers	L. Guy	M. Brown	D. Wise	D. Hightower	K. Van Noy	E. Roberts	J. Jackson	S. Gilmore	P. Chung	D. McCourty
12/30	N.Y. Jets	T. Flowers	L. Guy	M. Brown	D. Wise	D. Hightower	K. Van Noy	D. Harmon (DB)	J. Jackson	S. Gilmore	P. Chung	D. McCourty





# 2018 NEW ENGLAND PATRIOTS ROSTER

AS OF JANUARY 2, 2019

## ALPHABETICAL ROSTER

#	NAME	POS	HT	WT	BORN	YR	COLLEGE	H.S. HOMETOWN
83	Allen, Dwayne	TE	6-3	265	2/24/1990	7	Clemson	Fayetteville, N.C.
6	Allen, Ryan	P	6-2	220	2/28/1990	6	Louisiana Tech	Salem, Ore.
60	Andrews, David	C	6-3	300	7/10/1992	4	Georgia	Johns Creek, Ga.
12	Brady, Tom	QB	6-4	225	8/3/1977	19	Michigan	San Mateo, Calif.
90	Brown, Malcom	DL	6-2	320	2/2/1994	4	Texas	Brenham, Texas
77	Brown, Trent	OL	6-8	380	4/13/1993	4	Florida	Albany, Ga.
34	Burkhead, Rex	RB	5-10	215	7/2/1990	6	Nebraska	Plano, Texas
70	Butler, Adam	DL	6-5	300	4/12/1994	2	Vanderbilt	Duncanville, Texas
61	Cannon, Marcus	OL	6-6	335	5/6/1988	8	Texas Christian	Odessa, Texas
49	Cardona, Joe	LS	6-3	245	4/16/1992	4	Navy	El Cajon, Calif.
23	Chung, Patrick	S	5-11	215	8/19/1987	10	Oregon	Rancho Cucamonga, Calif.
94	Clayborn, Adrian	DE	6-3	280	7/6/1988	8	Iowa	St. Louis, Mo.
35	Crossen, Keion	DB	5-10	185	4/17/1996	R	Western Carolina	Garysburg, N.C.
58	Davis, Keionta	DL	6-4	280	3/1/1994	2	Tennessee-Chattanooga	Chattanooga, Tenn.
29	Dawson Jr., Duke	DB	5-10	198	10/13/1995	R	Florida	Cross City, Fla.
46	Develin, James	FB	6-3	255	7/23/1988	6	Brown	Gilbertville, Pa.
13	Dorsett, Phillip	WR	5-10	192	1/5/1993	4	Miami (Fla.)	Ft. Lauderdale, Fla.
43	Ebner, Nate	DB	6-0	215	12/14/1988	7	Ohio State	Dublin, Ohio
11	Edelman, Julian	WR	5-10	198	5/22/1986	10	Kent State	Redwood City, Calif.
66	Ferentz, James	OL	6-2	300	6/5/1989	3	Iowa	Iowa City, Iowa
98	Flowers, Trey	DL	6-2	265	8/16/1993	4	Arkansas	Huntsville, Ala.
24	Gilmore, Stephen	CB	6-1	202	9/19/1990	7	South Carolina	Rock Hill, S.C.
3	Gostkowski, Stephen	K	6-1	215	1/28/1984	13	Memphis	Madison, Miss.
87	Gronkowski, Rob	TE	6-6	268	5/14/1989	9	Arizona	Pittsburgh, Pa.
93	Guy, Lawrence	DL	6-4	315	3/17/1990	8	Arizona State	Las Vegas, Nev.
21	Harmon, Duron	DB	6-1	205	1/24/1991	6	Rutgers	Magnolia, Del.
54	Hightower, Dont'a	LB	6-3	260	3/12/1990	7	Alabama	Lewisburg, Tenn.
15	Hogan, Chris	WR	6-1	210	10/24/1987	6	Monmouth	Wykoff, N.J.
47	Hollister, Jacob	TE	6-4	245	11/18/1993	2	Wyoming	Bend, Ore.
2	Hoyer, Brian	QB	6-2	216	10/13/1985	10	Michigan State	North Olmsted, Ohio
50	Humber, Ramon	LB	5-11	232	8/10/1987	10	North Dakota State	Brooklyn, Park, Min.
27	Jackson, J.C.	DB	6-1	198	11/17/1995	R	Maryland	Immokalee, Fla.
31	Jones, Jonathan	DB	5-10	190	9/20/1993	3	Auburn	Carrollton, Ga.
97	Kamalu, Ufomba	DL	6-6	295	11/2/1992	3	Miami (Fla.)	Fayetteville, Ga.
75	Karras, Ted	OL	6-4	305	3/15/1993	3	Illinois	Indianapolis, Ind.
36	King, Brandon	LB	6-2	220	6/8/1993	4	Auburn	Alabaster, Ala.
69	Mason, Shaq	OL	6-1	310	8/28/1993	4	Georgia Tech	Columbia, Tenn.
59	McClellan, Albert	LB	6-2	235	6/4/1986	8	Marshall	Lakeland, Fla.
32	McCourt, Devin	DB	5-10	195	8/13/1987	9	Rutgers	Montvale, N.J.
30	McCourt, Jason	CB	5-11	195	8/13/1987	10	Rutgers	Montvale, N.J.
22	Melifonwu, Obi	DB	6-4	224	4/5/1994	2	Connecticut	Grafton, Mass.
26	Michel, Sony	RB	5-11	215	2/17/1995	R	Georgia	Plantation, Fla.
84	Patterson, Cordarrelle	WR	6-2	228	3/17/1991	6	Tennessee	Rock Hill, S.C.
95	Rivers, Derek	DE	6-5	250	5/9/1994	2	Youngstown State	Kinston, N.C.
52	Roberts, Elandon	LB	6-0	238	4/22/1994	3	Houston	Port Arthur, Texas
71	Shelton, Danny	DL	6-2	345	8/20/1993	4	Washington	Auburn, Wash.
55	Simon, John	DE	6-2	260	10/14/1990	6	Ohio State	Youngstown, OHIO
18	Slater, Matthew	WR	6-0	205	9/9/1985	11	UCLA	Anaheim, Calif.
62	Thuney, Joe	OL	6-5	308	11/18/1992	3	North Carolina State	Centerville, Ohio
53	Van Noy, Kyle	LB	6-3	250	3/26/1991	5	Brigham Young	Reno, Nev.
68	Waddle, LaAdrian	OL	6-6	315	7/21/1991	6	Texas Tech	Columbus, Texas
28	White, James	RB	5-10	205	2/3/1992	5	Wisconsin	Ft. Lauderdale, Fla.
91	Wise Jr., Deatrich	DL	6-5	275	7/26/1994	2	Arkansas	Carrollton, Texas

## NUMERICAL ROSTER

#	NAME	POS
2	Brian Hoyer	QB
3	Stephen Gostkowski	K
6	Ryan Allen	P
11	Julian Edelman	WR
12	Tom Brady	QB
13	Phillip Dorsett	WR
15	Chris Hogan	WR
18	Matthew Slater	WR
21	Duron Harmon	DB
22	Obi Melifonwu	DB
23	Patrick Chung	S
24	Stephon Gilmore	CB
26	Sony Michel	RB
27	J.C. Jackson	DB
28	James White	RB
29	Duke Dawson Jr.	DB
30	Jason McCourt	CB
31	Jonathan Jones	DB
32	Devin McCourt	DB
34	Rex Burkhead	RB
35	Keion Crossen	DB
36	Brandon King	LB
43	Nate Ebner	DB
46	James Develin	FB
47	Jacob Hollister	TE
49	Joe Cardona	LS
50	Ramon Humber	LB
52	Elandon Roberts	LB
53	Kyle Van Noy	LB
54	Dont'a Hightower	LB
55	John Simon	DE
58	Keionta Davis	DL
59	Albert McClellan	LB
60	David Andrews	C
61	Marcus Cannon	OL
62	Joe Thuney	OL
66	James Ferentz	OL
68	LaAdrian Waddle	OL
69	Shaq Mason	OL
70	Adam Butler	DL
71	Danny Shelton	DL
75	Ted Karras	OL
77	Trent Brown	OL
83	Dwayne Allen	TE
84	Cordarrelle Patterson	WR
87	Rob Gronkowski	TE
90	Malcom Brown	DL
91	Deatrich Wise Jr.	DL
93	Lawrence Guy	DL
94	Adrian Clayborn	DE
95	Derek Rivers	DE
97	Ufomba Kamalu	DL
98	Trey Flowers	DL

## PRACTICE SQUAD

#	NAME	POS	HT	WT	BORN	YR	COLLEGE	H.S. HOMETOWN
80	Anderson, Stephen	TE	6-3	230	1/30/1993	3	California	San Jose, Calif.
74	Croston, Cole	OL	6-5	310	12/25/1993	2	Iowa State	Sergeant Bluff, Iowa
5	Eting, Danny	QB	6-3	225	7/22/1994	R	Louisiana State	Terre Haute, Ind.
45	Harris, Trent	DL	6-2	255	9/17/1995	R	Miami (Fla.)	Winter Park, Fla.
92	Herron, Frank	DL	6-4	305	7/9/1994	R	Louisiana State	Memphis, Tenn.
64	Adams, Tony	OL	6-1	302	12/28/1995	R	North Carolina State	Charlotte, N.C.
48	Munson, Calvin	LB	6-0	243	12/27/1994	2	San Diego State	St. Charles, Mo.
17	Patterson, Damoun	WR	6-2	190	9/16/1994	R	Youngstown State	Apopka, Fla.
72	Weatherby, Toby	OL	6-6	308	9/19/1996	R	Louisiana State	Houston, Texas
42	Wiltz, Jomal	DB	5-10	190	10/23/1994	1	Iowa State	Houston, Texas

## PRACTICE SQUAD

#	NAME	POS
5	Danny Eting	QB
17	Damoun Patterson	WR
42	Jomal Wiltz	DB
45	Trent Harris	DL
48	Calvin Munson	LB
64	Tony Adams	OL
72	Toby Weatherby	OL
74	Cole Croston	OL
80	Stephen Anderson	TE
92	Frank Herron	DL

## RESERVE/INJURED LIST

#	NAME	POS	HT	WT	BORN	YR	COLLEGE	H.S. HOMETOWN
51	Bentley, Ja'Whaun	LB	6-2	255	8/24/1996	R	Purdue	Glenarden, Md.
14	Berrios, Braxton	WR	5-9	190	10/6/1995	R	Miami (Fla.)	Raleigh, N.C.
33	Hill, Jeremy	RB	6-1	230	10/20/1992	5	Louisiana State	Baton Rouge, La.
85	Izzo, Ryan	TE	6-5	255	12/21/1995	R	Florida State	Sparta, N.J.
67	John, Ulrick	OL	6-6	312	5/20/1992	5	Georgia State	Hinesville, Ga.
25	Rowe, Eric	DB	6-1	205	10/3/1992	4	Utah	Klein, Texas
44	Sam, Christian	LB	6-2	240	6/7/1996	R	Arizona State	Allen, Texas
63	Schwenke, Brian	OL	6-3	310	3/22/1991	6	California	Oceanside, Calif.
76	Wynn, Isaiah	OL	6-2	310	12/9/1995	R	Georgia	St. Petersburg, Fla.

## RESERVE/INJURED LIST

#	NAME	POS
14	Braxton Berrios	WR
25	Eric Rowe	DB
33	Jeremy Hill	RB
44	Christian Sam	LB
51	Ja'Whaun Bentley	LB
63	Brian Schwenke	OL
67	Ulrick John	OL
76	Isaiah Wynn	OL
85	Ryan Izzo	TE

## PRACTICE SQUAD/IR LIST

#	NAME	POS	HT	WT	BORN	YR	COLLEGE	H.S. HOMETOWN
17	McCarron, Riley	WR	5-9	198	6/16/1993	1	Iowa	Dubuque, Iowa

## PRACTICE SQUAD/IR LIST

#	NAME	POS
17	Riley McCarron	WR

## RESERVE/NON-FOOTBALL INJURY

#	NAME	POS	HT	WT	BORN	YR	COLLEGE	H.S. HOMETOWN
16	Andrews, Darren	WR	5-10	200	8/5/1995	R	UCLA	Phillips Ranch, Calif.
81	Hollister, Cody	WR	6-4	215	11/18/1993	1	Arkansas	Bend, Ore.

## RESERVE/NON-FOOTBALL INJURY

#	NAME	POS
16	Darren Andrews	WR
81	Cody Hollister	WR

HEAD COACH: BILL BELICHICK

ASSISTANTS: Cameron Achord, Assistant Special Teams; Steve Belichick, Safeties; Josh Boyer, Cornerbacks; Moses Cabrera, Head Strength and Conditioning; Nick Caley, Tight Ends; Brendan Daly, Defensive Line; Ivan Fears, Running Backs; Brian Flores, Linebackers; Joe Judge, Special Teams; Deron Mayo, Assistant Strength and Conditioning; Josh McDaniels, Offensive Coordinator/Quarterbacks; Chad O'Shea, Wide Receivers; Dante Scarnecchia, Offensive Line; Jerry Schuplinski, Assistant Quarterbacks.



# 2018 NUMERICAL ROSTER

January 2, 2019

#	NAME	POS	HT	WT	AGE	YR	COLLEGE	HOW ACQ.
2	Brian Hoyer	QB	6-2	216	33	10	Michigan State	FA-17
3	Stephen Gostkowski	K	6-1	215	34	13	Memphis	D4b-06
6	Ryan Allen	P	6-2	220	28	6	Louisiana Tech	FA-13
11	Julian Edelman	WR	5-10	198	32	10	Kent State	D7a-09
12	Tom Brady	QB	6-4	225	41	19	Michigan	D6b-00
13	Phillip Dorsett	WR	5-10	192	25	4	Miami (Fla.)	TR (IND)-17
15	Chris Hogan	WR	6-1	210	31	6	Monmouth	RFA (BUF)-16
18	Matthew Slater	WR	6-0	205	33	11	UCLA	D5-08
21	Duron Harmon	DB	6-1	205	27	6	Rutgers	D3b-13
22	Obi Melifonwu	DB	6-4	224	24	2	Connecticut	FA-18
23	Patrick Chung	S	5-11	215	31	10	Oregon	FA-14
24	Stephon Gilmore	CB	6-1	202	28	7	South Carolina	UFA (BUF)-17
26	Sony Michel	RB	5-11	215	23	R	Georgia	D1b-18
27	J.C. Jackson	DB	6-1	198	23	R	Maryland	FA-18
28	James White	RB	5-10	205	26	5	Wisconsin	D4b-14
29	Duke Dawson Jr.	DB	5-10	198	23	R	Florida	D2-18
30	Jason McCourty	CB	5-11	195	31	10	Rutgers	TR (CLE)-18
31	Jonathan Jones	DB	5-10	190	25	3	Auburn	FA-16
32	Devin McCourty	DB	5-10	195	31	9	Rutgers	D1-10
34	Rex Burkhead	RB	5-10	215	28	6	Nebraska	UFA (CIN)-17
35	Keion Crossen	DB	5-10	185	22	R	Western Carolina	D7b-18
36	Brandon King	LB	6-2	220	25	4	Auburn	FA-15
43	Nate Ebner	DB	6-0	215	30	7	Ohio State	D6-12
46	James Develin	FB	6-3	255	30	6	Brown	FA-12
47	Jacob Hollister	TE	6-4	245	25	2	Wyoming	FA-17
49	Joe Cardona	LS	6-3	245	26	4	Navy	D5-15
50	Ramon Humber	LB	5-11	232	31	10	North Dakota State	FA-18
52	Elandon Roberts	LB	6-0	238	24	3	Houston	D6b-16
53	Kyle Van Noy	LB	6-3	250	27	5	Brigham Young	TR (DET)-16
54	Dont'a Hightower	LB	6-3	260	28	7	Alabama	D1b-12
55	John Simon	DE	6-2	260	28	6	Ohio State	FA-18
58	Keionta Davis	DL	6-4	280	24	2	Tennessee-Chattanooga	FA-17
59	Albert McClellan	LB	6-2	235	32	8	Marshall	FA-18
60	David Andrews	C	6-3	300	26	4	Georgia	FA-15
61	Marcus Cannon	OL	6-6	335	30	8	Texas Christian	D5a-11
62	Joe Thuney	OL	6-5	308	26	3	North Carolina State	D3a-16
66	James Ferentz	OL	6-2	300	29	3	Iowa	FA-17
68	LaAdrian Waddle	OL	6-6	315	27	6	Texas Tech	CW (DET)-15
69	Shaq Mason	OL	6-1	310	25	4	Georgia Tech	D4c-15
70	Adam Butler	DL	6-5	300	24	2	Vanderbilt	FA-17
71	Danny Shelton	DL	6-2	345	25	4	Washington	TR (CLE)-18
75	Ted Karras	OL	6-4	305	25	3	Illinois	D6c-16
77	Trent Brown	OL	6-8	380	25	4	Florida	TR (SF)-18
83	Dwayne Allen	TE	6-3	265	28	7	Clemson	TR (IND)-17
84	Cordarrelle Patterson	WR	6-2	228	27	6	Tennessee	TR (OAK)-18
87	Rob Gronkowski	TE	6-6	268	29	9	Arizona	D2a-10
90	Malcom Brown	DL	6-2	320	24	4	Texas	D1-15
91	Deatrich Wise Jr.	DL	6-5	275	24	2	Arkansas	D4-17
93	Lawrence Guy	DL	6-4	315	28	8	Arizona State	UFA (BAL)-17
94	Adrian Clayborn	DE	6-3	280	30	8	Iowa	UFA (ATL)-18
95	Derek Rivers	DE	6-5	250	24	2	Youngstown State	D3a-17
97	Ufomba Kamalu	DL	6-6	295	26	3	Miami (Fla.)	FA-18
98	Trey Flowers	DL	6-2	265	25	4	Arkansas	D4a-15

## PRACTICE SQUAD

#	NAME	POS	HT	WT	AGE	YR	COLLEGE	(DATE)
5	Danny Etling	QB	6-3	225	24	R	Louisiana State	D7a-18
17	Damoun Patterson	WR	6-2	190	24	R	Youngstown State	FA-18
42	Jomal Wiltz	DB	5-10	190	24	1	Iowa State	FA-17
45	Trent Harris	DL	6-2	255	23	R	Miami (Fla.)	FA-18
48	Calvin Munson	LB	6-0	243	24	2	San Diego State	FA-18
64	Tony Adams	OL	6-1	302	23	R	North Carolina State	FA-18
72	Toby Weathersby	OL	6-6	308	22	R	Louisiana State	FA-18
74	Cole Croston	OL	6-5	310	25	2	Iowa	FA-17
80	Stephen Anderson	TE	6-3	230	25	3	California	FA-18
92	Frank Herron	DL	6-4	305	24	R	Louisiana State	FA-18

## RESERVE/INJURED LIST

#	NAME	POS	HT	WT	AGE	YR	COLLEGE	(DATE)
14	Braxton Berrios	WR	5-9	190	23	R	Miami (Fla.)	(09/01/2018)
25	Eric Rowe	DB	6-1	205	26	4	Utah	(10/30/2018)
33	Jeremy Hill	RB	6-1	230	26	5	Louisiana State	(09/10/2018)
44	Christian Sam	LB	6-2	240	22	R	Arizona State	(09/01/2018)
51	Ja'Whaun Bentley	LB	6-2	255	22	R	Purdue	(09/26/2018)
63	Brian Schwenke	OL	6-3	310	27	6	California	(11/6/2018)
67	Ulrick John	OL	6-6	312	26	5	Georgia State	(09/01/2018)
76	Isaiah Wynn	OL	6-2	310	23	R	Georgia	(09/01/2018)
85	Ryan Izzo	TE	6-5	255	23	R	Florida State	(09/02/2018)

## PRACTICE SQUAD/IR LIST

#	NAME	POS	HT	WT	AGE	YR	COLLEGE	(DATE)
17	Riley McCarron	WR	5-9	198	25	1	Iowa	(09/18/2018)

## RESERVE/NON-FOOTBALL INJURY

#	NAME	POS	HT	WT	AGE	YR	COLLEGE	(DATE)
16	Darren Andrews	WR	5-10	200	23	R	UCLA	(05/15/2018)
81	Cody Hollister	WR	6-4	215	25	1	Arkansas	(07/26/2018)





# 2018 POSITIONAL ROSTER

January 2, 2019

DEFENSE (28)								
#	NAME	POS	HT	WT	BORN	YR	COLLEGE	H.S. HOMETOWN
<b>DEFENSIVE LINE (11)</b>								
90	Brown, Malcom	DL	6-2	320	2/2/1994	4	Texas	Brenham, Texas
70	Butler, Adam	DL	6-5	300	4/12/1994	2	Vanderbilt	Duncanville, Texas
94	Clayborn, Adrian	DE	6-3	280	7/6/1988	8	Iowa	St. Louis, Mo.
58	Davis, Keionta	DL	6-4	280	3/1/1994	2	Tennessee-Chattanooga	Chattanooga, Tenn.
98	Flowers, Trey	DL	6-2	265	8/16/1993	4	Arkansas	Huntsville, Ala.
93	Guy, Lawrence	DL	6-4	315	3/17/1990	8	Arizona State	Las Vegas, Nev.
97	Kamalu, Ufomba	DL	6-6	295	11/2/1992	3	Miami (Fla.)	Fayetteville, Ga.
95	Rivers, Derek	DE	6-5	250	5/9/1994	2	Youngstown State	Kinston, N.C.
71	Shelton, Danny	DL	6-2	345	8/20/1993	4	Washington	Auburn, Wash.
55	Simon, John	DE	6-2	260	10/14/1990	6	Ohio State	Youngstown, Ohio
91	Wise Jr., Deatrich	DL	6-5	275	7/26/1994	2	Arkansas	Carrollton, Texas
<b>LINEBACKER (6)</b>								
54	Hightower, Dont'a	LB	6-3	260	3/12/1990	7	Alabama	Lewisburg, Tenn.
50	Humber, Ramon	LB	5-11	232	8/10/1987	10	North Carolina State	Brooklyn Park, Min.
36	King, Brandon	LB	6-2	220	6/8/1993	4	Auburn	Alabaster, Ala.
59	McClellan, Albert	LB	6-2	235	6/4/1986	8	Marshall	Lakeland, Fla.
52	Roberts, Elandon	LB	6-0	238	4/22/1994	3	Houston	Port Arthur, Texas
53	Van Noy, Kyle	LB	6-3	250	3/26/1991	5	Brigham Young	Reno, Nev.
<b>DEFENSIVE BACK (11)</b>								
23	Chung, Patrick	S	5-11	215	8/19/1987	10	Oregon	Rancho Cucamonga, Calif.
35	Crossen, Keion	DB	5-10	185	4/17/1996	R	Western Carolina	Garysburg, N.C.
29	Dawson Jr., Duke	DB	5-10	198	10/13/1995	R	Florida	Cross City, Fla.
43	Ebner, Nate	DB	6-0	215	12/14/1988	7	Ohio State	Dublin, Ohio
24	Gilmore, Stephon	CB	6-1	202	9/19/1990	7	South Carolina	Rock Hill, S.C.
21	Harmon, Duron	DB	6-1	205	1/24/1991	6	Rutgers	Magnolia, Del.
27	Jackson, J.C.	DB	6-1	198	11/17/1995	R	Maryland	Immokalee, Fla.
31	Jones, Jonathan	DB	5-10	190	9/20/1993	3	Auburn	Carrollton, Ga.
32	McCourty, Devin	DB	5-10	195	8/13/1987	9	Rutgers	Montvale, N.J.
30	McCourty, Jason	CB	5-11	195	8/13/1987	10	Rutgers	Montvale, N.J.
22	Melifonwu, Obi	DB	6-4	224	4/5/1994	2	Connecticut	Grafton, Mass.
OFFENSE (22)								
#	NAME	POS	HT	WT	BORN	YR	COLLEGE	H.S. HOMETOWN
<b>OFFENSIVE LINE (8)</b>								
60	Andrews, David	C	6-3	300	7/10/1992	4	Georgia	Johns Creek, Ga.
77	Brown, Trent	OL	6-8	380	4/13/1993	4	Florida	Albany, Ga.
61	Cannon, Marcus	OL	6-6	335	5/6/1988	8	Texas Christian	Odessa, Texas
66	Ferentz, James	OL	6-2	300	6/5/1989	3	Iowa	Iowa City, Iowa
75	Karras, Ted	OL	6-4	305	3/15/1993	3	Illinois	Indianapolis, Ind.
69	Mason, Shaq	OL	6-1	310	8/28/1993	4	Georgia Tech	Columbia, Tenn.
62	Thuney, Joe	OL	6-5	308	11/18/1992	3	North Carolina State	Centerville, Ohio
68	Waddle, LaAdrian	OL	6-6	315	7/21/1991	6	Texas Tech	Columbus, Texas
<b>QUARTERBACK (2)</b>								
12	Brady, Tom	QB	6-4	225	8/3/1977	19	Michigan	San Mateo, Calif.
2	Hoyer, Brian	QB	6-2	216	10/13/1985	10	Michigan State	North Olmsted, Ohio
<b>WIDE RECEIVER (5)</b>								
13	Dorsett, Phillip	WR	5-10	192	1/5/1993	4	Miami (Fla.)	Ft. Lauderdale, Fla.
11	Edelman, Julian	WR	5-10	198	5/22/1986	10	Kent State	Redwood City, Calif.
15	Hogan, Chris	WR	6-1	210	10/24/1987	6	Monmouth	Wykoff, N.J.
84	Patterson, Cordarrelle	WR	6-2	228	3/17/1991	6	Tennessee	Rock Hill, S.C.
18	Slater, Matthew	WR	6-0	205	9/9/1985	11	UCLA	Anaheim, Calif.
<b>RUNNING BACK (4)</b>								
34	Burkhead, Rex	RB	5-10	215	7/2/1990	6	Nebraska	Plano, Texas
46	Develin, James	FB	6-3	255	7/23/1988	6	Brown	Gilbertsville, Pa.
26	Michel, Sony	RB	5-11	215	2/17/1995	R	Georgia	Plantation, Fla.
28	White, James	RB	5-10	205	2/3/1992	5	Wisconsin	Ft. Lauderdale, Fla.
<b>TIGHT END (3)</b>								
83	Allen, Dwayne	TE	6-3	265	2/24/1990	7	Clemson	Fayetteville, N.C.
87	Gronkowski, Rob	TE	6-6	268	5/14/1989	9	Arizona	Pittsburgh, Pa.
47	Hollister, Jacob	TE	6-4	245	11/18/1993	2	Wyoming	Bend, Ore.
SPECIALISTS (3)								
#	NAME	POS	HT	WT	BORN	YR	COLLEGE	H.S. HOMETOWN
<b>SPECIALISTS (3)</b>								
6	Allen, Ryan	P	6-2	220	2/28/1990	6	Louisiana Tech	Salem, Ore.
49	Cardona, Joe	LS	6-3	245	4/16/1992	4	Navy	El Cajon, Calif.
3	Gostkowski, Stephen	K	6-1	215	1/28/1984	13	Memphis	Madison, Miss.
RESERVE/INJURED LIST (9)								
#	NAME	POS	HT	WT	BORN	YR	COLLEGE	H.S. HOMETOWN
<b>RESERVE/INJURED LIST (9)</b>								
51	Bentley, Ja'Whaun	LB	6-2	255	8/24/1996	R	Purdue	Glenarden, Md.
14	Berrios, Braxton	WR	5-9	190	10/6/1995	R	Miami (Fla.)	Raleigh, N.C.
33	Hill, Jeremy	RB	6-1	230	10/20/1992	5	Louisiana State	Baton Rouge, La.
85	Izzo, Ryan	TE	6-5	255	12/21/1995	R	Florida State	Sparta, N.J.
67	John, Ulrick	OL	6-6	312	5/20/1992	5	Georgia State	Hinesville, Ga.
25	Rowe, Eric	DB	6-1	205	10/3/1992	4	Utah	Klein, Texas
44	Sam, Christian	LB	6-2	240	6/7/1996	R	Arizona State	Allen, Texas
63	Schwenke, Brian	OL	6-3	310	3/22/1991	6	California	Oceanside, Calif.
76	Wynn, Isaiah	OL	6-2	310	12/9/1995	R	Georgia	St. Petersburg, Fla.
RESERVE/NON-FOOTBALL INJURY (2)								
#	NAME	POS	HT	WT	BORN	YR	COLLEGE	H.S. HOMETOWN
<b>NON-FOOTBALL INJURY (2)</b>								
16	Andrews, Darren	WR	5-10	200	8/5/1995	R	UCLA	Phillips Ranch, Calif.
81	Hollister, Cody	WR	6-4	215	11/18/1993	1	Arkansas	Bend, Ore.



# HOW THE PATRIOTS WERE BUILT

JUPDATED: January 2, 2019

<u>YEAR</u>	<u>DRAFTEES (23)</u>	<u>VETERAN FREE AGENTS (13)</u>	<u>WAIVERS (1) / TRADES (7)</u>	<u>ROOKIE AND FIRST-YEAR FREE AGENTS (9)</u>
<b>2000</b>	Tom Brady (6b)			
<b>2006</b>	Stephen Gostkowski (4b)			
<b>2008</b>	Matthew Slater (5)			
<b>2009</b>	Julian Edelman (7a)			
<b>2010</b>	Devin McCourty (1) Rob Gronkowski (2a)			
<b>2011</b>	Marcus Cannon (5a)			
<b>2012</b>	Dont'a Hightower (1b) Nate Ebner (6)			James Develin (fa) (CIN)
<b>2013</b>	Duron Harmon (3b)			Ryan Allen (fa)
<b>2014</b>	James White (4b)	Patrick Chung (2) (NE)		
<b>2015</b>	Malcom Brown (1) Trey Flowers (4a) Shaq Mason (4c) Joe Cardona (5)		LaAdrian Waddle (fa) CW (DET)	David Andrews (fa) Brandon King (fa)
<b>2016</b>	Joe Thuney (3a) Elandon Roberts (6b) Ted Karras (6c)	Chris Hogan (fa) (SF)	Kyle Van Noy (2) (tr-DET)	Jonathan Jones (fa)
<b>2017</b>	Derek Rivers (3a) Deatrich Wise Jr. (4)	Rex Burkhead (6) (CIN) Stephon Gilmore (1) (BUF) Lawrence Guy (7) (GB) Brian Hoyer (fa) (NE)	Dwayne Allen (3) (tr-IND) Phillip Dorsett (1) (tr-IND)	Adam Butler (fa) Keionta Davis (fa)  Jacob Hollister (fa)
<b>2018</b>	Sony Michel (1b) Duke Dawson Jr. (2) Keion Crossen (7b)	Adrian Clayborn (1) (TB) James Ferentz (fa) (HOU) Ramon Humber (fa) (IND) Ufomba Kamalu (fa) (HOU) Albert McClellan (fa) BAL) Obi Melifobwu (2) (OAK) John Simon (4) (BAL)	Trent Brown (7) (tr-SF) Jason McCourty (6) (tr-CLE) Cordarrelle Patterson (1) (tr-OAK) Danny Shelton (1) (tr-CLE)	J.C. Jackson (fa)

**NOTE:** Team in parenthesis is the player's original team  
 #) – indicates round drafted  
 fa) – indicates non-drafted free agents

## RESERVE/INJURED LIST

Ja'Whaun Bentley (5)  
 Braxton Berrios (6b)  
 Jeremy Hill (2) (CIN)  
 Ryan Izzo (7c)  
 Ulrick John (7) (IND)  
 Eric Rowe (2) (tr-PHI)  
 Christian Sam (6a)  
 Brain Schwenke (4) (TEN)  
 Isaiah Wynn (1a)

## RESERVE/NON-FOOTBALL INJURY

Darren Andrews (fa)  
 Cody Hollister (fa)





# UNOFFICIAL DEPTH CHART

Unofficial depth chart compiled by Patriots media relations

## OFFENSE

<b>WR:</b> 15 Chris Hogan	84 Cordarrelle Patterson	
<b>LT:</b> 77 Trent Brown	68 LaAdrian Waddle	
<b>LG:</b> 62 Joe Thuney	66 James Ferentz	
<b>C:</b> 60 David Andrews	75 Ted Karras	66 James Ferentz
<b>RG:</b> 69 Shaq Mason	75 Ted Karras	
<b>RT:</b> 61 Marcus Cannon	68 LaAdrian Waddle	
<b>TE:</b> 87 Rob Gronkowski	83 Dwayne Allen	47 Jacob Hollister
<b>WR:</b> 11 Julian Edelman	13 Phillip Dorsett	18 Matthew Slater
<b>QB:</b> 12 Tom Brady	2 Brian Hoyer	
<b>RB:</b> 26 <u>Sony Michel</u>	46 James Develin (FB)	
<b>RB:</b> 28 James White	34 Rex Burkhead	

## DEFENSE

<b>LE:</b> 98 Trey Flowers	94 Adrian Clayborn	58 Keionta Davis
<b>DT:</b> 93 Lawrence Guy	71 Danny Shelton	
<b>DT:</b> 90 Malcom Brown	70 Adam Butler	97 Ufomba Kamalu
<b>RE:</b> 91 Deatrich Wise Jr.	95 Derek Rivers	55 John Simon
<b>LB:</b> 54 Dont'a Hightower	50 Ramon Humber	36 Brandon King
<b>LB:</b> 52 Elandon Roberts	59 Albert McClellan	
<b>LB:</b> 53 Kyle Van Noy	59 Albert McClellan	
<b>RCB:</b> 24 Stephon Gilmore	31 Jonathan Jones	22 Obi Melifonwu
<b>LCB:</b> 30 Jason McCourty	27 <u>J.C. Jackson</u>	35 <u>Keion Crossen</u>
<b>S:</b> 23 Patrick Chung	21 Duron Harmon	29 <u>Duke Dawson Jr.</u>
<b>S:</b> 32 Devin McCourty	43 Nate Ebner	

## SPECIAL TEAMS

<b>K:</b> 3 Stephen Gostkowski		
<b>P:</b> 6 Ryan Allen		
<b>H:</b> 6 Ryan Allen		
<b>PR:</b> 11 Julian Edelman	23 Patrick Chung	
<b>KR:</b> 84 Cordarrelle Patterson	18 Matthew Slater	26 <u>Sony Michel</u>
<b>LS:</b> 49 Joe Cardona		

## PRONUNCIATION GUIDE

Joe Cardona	car-DOAN-a	Ufomba Kamalu	ooh-FOM-ba ka-MA-lu
Keionta Davis	KEY-on-tay	Ted Karras	CARE-us
Phillip Dorsett	door-SET	Obi Melifonwu	oh-BEE mell-uf-FAWN-woo
James Ferentz	FAIR-ins	Sony Michel	SO-nee mih-SHELL
Stephon Gilmore	steph-AHN	Cordarrelle Patterson	cor-DARE-uhl
Stephen Gostkowski	gost-COW-ski	Elandon Roberts	EE-lan-don
Dont'a Hightower	don-TAY	Joe Thuney	TOO-nee
Ramon Humber	RUH-moan	Deatrich Wise Jr.	DEE-tritch



# 2018 TRANSACTIONS

UPDATED: January 2, 2019

## FEBRUARY 2018

2/6/2018	Ferentz, James	Signed to a future contract
2/6/2018	Hollister, Cody	Signed to a future contract
2/6/2018	Jones, David	Signed to a future contract
2/6/2018	King, Jason	Signed to a future contract
2/6/2018	Lewis, Ryan	Signed to a future contract
2/6/2018	McCarron, Riley	Signed to a future contract
2/6/2018	Travis, Demarius	Signed to a future contract
2/6/2018	Tye, Will	Signed to a future contract
2/6/2018	Wiltz, Jomal	Signed to a future contract

## MARCH 2018

3/7/2018	Bennett, Martellus	Released
3/7/2018	Reedy, Bernard	Released
3/15/2018	Shelton, Danny	Acquired Via Trade (Cleveland)
3/15/2018	McCourty, Jason	Acquired Via Trade (Cleveland)
3/15/2018	Burkhead, Rex	Re-signed
3/17/2018	Clayborn, Adrian	Signed
3/17/2018	Hill, Jeremy	Signed
3/17/2018	Tobin, Matt	Signed
3/19/2018	McClellin Shea	Released
3/19/2018	Patterson, Cordarrelle	Acquired Via Trade (Oakland)
3/21/2018	Slater, Matthew	Re-signed
3/23/2018	Flowers, Marquis	Re-signed
3/26/2018	Waddle, LaAdrian	Re-signed

## APRIL 2018

4/4/2018	Cooks, Brandin	Traded to Los Angeles Rams
4/4/2018	Bowanko, Luke	Signed
4/4/2018	Niklas, Troy	Signed
4/6/2018	Matthews, Jordan	Signed
4/24/2018	John, Ulrick	Signed
4/26/2018	Wynn, Isaiah	Drafted
4/26/2018	Michel, Sony	Drafted
4/27/2018	Brown, Trent	Acquired Via Trade (San Francisco)
4/27/2018	Dawson Jr., Duke	Drafted
4/28/2018	Bentley, Ja'Whaun	Drafted
4/28/2018	Sam, Christian	Drafted
4/28/2018	Berrios, Braxton	Drafted
4/28/2018	Etling, Danny	Drafted
4/28/2018	Crossen, Keion	Drafted
4/28/2018	Izzo, Ryan	Drafted

## MAY 2018

5/10/2018	King, Jason	Released
5/11/2018	Andrews, Darren	Signed
5/11/2018	Atkins, John	Signed
5/11/2018	Harris, Trent	Signed
5/11/2018	Herron, Frank	Signed
5/11/2018	Jackson, J.C.	Signed
5/11/2018	Lacy, Chris	Signed
5/11/2018	Moore, A.J.	Signed
5/11/2018	Webb, Ralph	Signed
5/11/2018	Wimann, Shane	Signed
5/11/2018	Bentley, Ja'Whaun	Signed/Draft Choice
5/11/2018	Berrios, Braxton	Signed/Draft Choice
5/11/2018	Crossen, Keion	Signed/Draft Choice
5/11/2018	Etling, Danny	Signed/Draft Choice
5/11/2018	Izzo, Ryan	Signed/Draft Choice
5/11/2018	Sam, Christian	Signed/Draft Choice
5/11/2018	Garcia, Tony	Released
5/14/2018	Bojorquez, Corey	Signed
5/14/2018	Andrews, Darren	Released
5/15/2018	Andrews, Darren	Placed on Reserve/Non-Football Injury
5/16/2018	Dawson Jr., Duke	Signed/Draft Choice
5/18/2018	King, Jason	Signed
5/18/2018	Lacy, Chris	Released

## JUNE, 2018

6/22/2018	Wynn, Isaiah	Signed/Draft Choice
-----------	--------------	---------------------

## JULY 2018

7/23/2018	Michel, Sony	Signed/Draft Choice
7/23/2018	Jelks, Andrew	Reserve/Retired
7/23/2018	Lucien, Devin	Signed
7/23/2018	Jones, David	Released
7/24/2018	Pleasant, Eddie	Signed
7/24/2018	Theaker, Nate	Signed
7/24/2018	Hollister, Cody	Released
7/26/2018	Hollister, Cody	Placed on Reserve/Non-Football Injury
7/27/2018	Turner, Paul	Signed
7/27/2018	Niklas, Troy	Released
7/31/2018	Schwenke, Brian	Signed
7/31/2018	Wimann, Shane	Released

## AUGUST 2018

8/1/2018	Poggi, Henry	Signed
8/1/2018	Matthews, Jordan	Released
8/2/2018	Theaker, Nate	Released
8/3/2018	Decker, Eric	Signed
8/6/2018	Mitchell, Malcolm	Released
8/22/2018	Britt, Kenny	Released
8/27/2018	Decker, Eric	Released
8/27/2018	Pleasant, Eddie	Released
8/27/2018	Farrow, Kenneth	Signed
8/27/2018	Maye, K.J.	Signed
8/27/2018	Muhammad, Khalfani	Signed
8/31/2018	Richards, Jordan	Traded to Atlanta
8/31/2018	Herron, Frank	Released
8/31/2018	Lewis, Ryan	Released
8/31/2018	Lucien, Devin	Released
8/31/2018	Muhammad, Khalfani	Released
8/31/2018	Turner, Paul	Released

## SEPTEMBER 2018

9/1/2018	Berrios, Braxton	Placed on Reserve/Injured
9/1/2018	John, Ulrick	Placed on Reserve/Injured
9/1/2018	Sam, Christian	Placed on Reserve/Injured
9/1/2018	Wynn, Isaiah	Placed on Reserve/Injured
9/1/2018	Atkins, John	Released
9/1/2018	Bojorquez, Corey	Released
9/1/2018	Bolden, Brandon	Released
9/1/2018	Bowanko, Luke	Released
9/1/2018	Croston, Cole	Released
9/1/2018	Etling, Danny	Released
9/1/2018	Farrow, Kenneth	Released
9/1/2018	Ferentz, James	Released
9/1/2018	Flowers, Marquis	Released
9/1/2018	Gillisle, Mike	Released
9/1/2018	Harris, Trent	Released
9/1/2018	Jones, Cyrus	Released
9/1/2018	King, Jason	Released
9/1/2018	Langi, Harvey	Released
9/1/2018	Lee, Eric	Released
9/1/2018	Maye, K.J.	Released
9/1/2018	McCarron, Riley	Released
9/1/2018	Moore, A.J.	Released
9/1/2018	Poggi, Henry	Released
9/1/2018	Schwenke, Brian	Released
9/1/2018	Tobin, Matt	Released
9/1/2018	Travis, Demarius	Released
9/1/2018	Tye, Will	Released
9/1/2018	Valentine, Vincent	Released
9/1/2018	Webb, Ralph	Released
9/1/2018	Wiltz, Jomal	Released
9/2/2018	Darboh, Amara	Claimed off Waivers (SEA)
9/2/2018	Hansen, Chad	Claimed off Waivers (NYJ)
9/2/2018	Izzo, Ryan	Placed on Reserve/Injured
9/2/2018	Croston, Cole	Signed to the practice squad
9/2/2018	Etling, Danny	Signed to the practice squad
9/2/2018	Ferentz, James	Signed to the practice squad
9/2/2018	Harris, Trent	Signed to the practice squad
9/2/2018	McCarron, Riley	Signed to the practice squad
9/2/2018	Valentine, Vincent	Signed to the practice squad
9/2/2018	Webb, Ralph	Signed to the practice squad
9/2/2018	Wiltz, Jomal	Signed to the practice squad
9/4/2018	Schwenke, Brian	Signed
9/4/2018	Darboh, Amara	Released
9/4/2018	Billingsley, Jace	Signed to the practice squad
9/4/2018	Smith, Eric	Signed to the practice squad
9/6/2018	McCarron, Riley	Signed from the practice squad
9/6/2018	Dawson Jr., Duke	Placed on Reserve/Injured
9/6/2018	Anderson, Stephen	Signed to the practice squad
9/10/2018	Hill, Jereemy	Placed on Reserve/Injured
9/10/2018	Hansen, Chad	Released
9/10/2018	McCarron, Riley	Released
9/12/2018	Barner, Kenjon	Signed
9/12/2018	Coleman, Corey	Signed
9/12/2018	Fowler III, Bennie	Signed
9/12/2018	Farrow, Kenneth	Signed to the practice squad
9/15/2018	Billingsley, Jace	Released from the practice squad
9/15/2018	Croston, Cole	Signed from the practice squad
9/15/2018	Fowler III, Bennie	Released
9/15/2018	McCarron, Riley	Signed to the practice squad
9/17/2018	Gordon, Josh	Acquired via Trade (Cleveland)
9/17/2018	Coleman, Corey	Released
9/18/2018	Billingsley, Jace	Signed to the practice squad
9/18/2018	McCarron, Riley	Placed on Reserve/Injured
9/19/2018	Jones, Cyrus	signed from Baltimore practice squad
9/19/2018	Barner, Kenjon	Released





# 2018 TRANSACTIONS

## SEPTEMBER 2018 (continued)

9/20/2018	Coleman, Corey	Signed to the practice squad
9/20/2018	Farrow, Kenneth	Released from the practice squad
9/26/2018	Barner, Kenjon	Signed
9/26/2018	Simon, John	Signed
9/26/2018	Bentley, Ja'Whaun	Placed on Reserve/Injured
9/26/2018	Burkhead, Rex	Placed on Reserve/Injured
9/26/2018	Jones, David	Signed to the practice squad
9/26/2018	Bilingsley, Jace	Released from the practice squad
9/29/2018	Coleman, Corey	Released from the practice squad

## OCTOBER 2018

10/4/2018	Edelman, Julian	Activated to the 53-man roster
10/4/2018	Barner, Kenyon	Released
10/6/2018	Jones, Cyrus	Released
10/8/2018	Barner, Kenyon	Signed
10/8/2018	Herron, Frank	Signed to the practice squad
10/8/2018	Munson, Calvin	Signed to the practice squad
10/8/2018	Valentine, Vincent	Released from the practice squad
10/8/2018	Webb, Ralph	Released from the practice squad
10/9/2018	Farrow, Kenneth	Signed to the practice squad
10/30/2018	Rowe, Eric	Placed on Reserve/Injured

## NOVEMBER 2018

11/3/2018	Ferentz, James	Signed from the practice squad
11/5/2018	Kamalu, Ufomba	Signed to the practice squad
11/6/2018	McClellan, Albert	Signed
11/6/2018	Melifonwu, Obi	Signed
11/6/2018	Schwenke, Brian	Placed on Reserve/Injured
11/6/2018	Croston, Cole	Released
11/6/2018	Grissom, Geneo	Released
11/6/2018	Farrow, Kenneth	Released from the practice squad
11/7/2018	Tobin, Matt	Signed
11/7/2018	Ferguson, Josh	Signed to the practice squad
11/8/2018	Croston, Cole	Signed to the practice squad
11/8/2018	Jones, David	Released from the practice squad
11/9/2018	Patterson, Damoun	Signed to the practice squad
11/9/2018	Ferguson, Josh	Released from the practice squad
11/13/2018	Dawson Jr., Duke	Activated to the 53-man roster
11/13/2018	Barner, Kenjon	Released
11/13/2018	Grigsby, Nicholas	Released
11/14/2018	Humber, Ramon	Signed
11/26/2018	Burkhead, Rex	Activated to the 53-man roster
11/26/2018	Tobin, Matt	Released

## DECEMBER 2018

12/19/2018	Weathersby, Toby	Released
12/21/2018	Kamalu, Ufomba	Signed from the practice squad
12/21/2018	Adams, Tony	Signed to the practice squad



# PATRIOTS WHAT TO LOOK FOR IN THE PLAYOFFS

## TEAM

### IF THE PATRIOTS WIN IN THE DIVISIONAL ROUND...

- The Patriots will break their own NFL record (126 wins) for most wins (regular and postseason) in a decade with 127, a record set originally by the 2000-09 Patriots. The Patriots would do so with one complete season remaining in the decade.

### TEAMS OF THE DECADES

Team	Years	Reg. Season	Postseason	Total
New England	2000-09	112-48 (.700)	14-4 (.778)	126-52 (.708)
New England	2010-present	113-31 (.785)	13-6 (.684)	126-37 (.773)
Indianapolis	2000-09	115-45 (.719)	9-8 (.529)	124-53 (.701)
San Francisco	1990-99	113-47 (.706)	9-7 (.563)	122-54 (.693)

- The Patriots (13 wins) will match the NFL record for most postseason wins in a decade, held by New England (2000s), Dallas (1970s) and Pittsburgh (1970s) with 14.
- The Patriots will improve to 16-6 (.727) in the divisional round of the playoffs, including eight-straight wins in the divisional round.
- The Patriots will extend their own NFL record by advancing in the postseason for the eighth-straight season (2011-18).

### TEAMS TO WIN AT LEAST ONE PLAYOFF GAME IN CONSECUTIVE SEASONS

Team	Years	Consec. Seasons	Wins
New England	2011-17	7	13
Dallas	1991-96	6	12
Seattle	2012-16	5	8
New England	2003-07	5	11
Baltimore	2008-12	5	9
Philadelphia	2000-04	5	7
Green Bay	1993-97	5	9
Oakland	1973-77	5	7

- New England will win its ninth-straight home playoff game, dating back to 2014.
- The Patriots will extend their NFL record by reaching their eighth straight conference title game (2011-18). They will also play in the 15th conference championship game in franchise history, tying the San Francisco 49ers for second-most in NFL history.

### MOST CONSECUTIVE CONFERENCE CHAMPIONSHIP GAME APPEARANCES SINCE 1970 MERGER

Team	Years	Results
New England Patriots	(7) 2011-2017	(4-3) W, L, L, W, L, W, W
Oakland Raiders	(5) 1973-1977	(1-4) L, L, L, W, L
Philadelphia Eagles	(4) 2001-2004	(1-3) L, L, L, W
Buffalo Bills	(4) 1990-1993	(4-0) W, W, W, W
Dallas Cowboys	(4) 1970-1973	(2-2) W, W, L, L
Dallas Cowboys	(4) 1992-1995	(3-1) W, W, L, W

### MOST CONFERENCE CHAMPIONSHIP GAME APPEARANCES

Team	Games
Pittsburgh	16
San Francisco	15
New England	14
Dallas	14
Oakland	11
Denver	10

- The Patriots will improve their all-time franchise mark in the playoffs to 35-20 (.636), the second-best playoff winning percentage in NFL history among teams that have played at least 15 playoff games.

### ALL-TIME BEST NFL PLAYOFF RECORDS (MINIMUM 15 POSTSEASON GAMES)

Team	Wins	Losses	Win Pct.
Baltimore	15	8	.652
New England	34	20	.630
Green Bay	34	22	.607
San Francisco	30	20	.600
Pittsburgh	36	25	.590

## TEAM

### WHAT TO LOOK FOR IN THE PLAYOFFS...

- The Patriots will add to their NFL record by hosting a divisional playoff game for the ninth-straight season (2010-18). Miami is next with five straight home divisional playoff games (1981-85).
- The Patriots are 22-4 (.846) in home playoff games in their history.
- The Patriots are 24-7 when scoring first in a playoff game and 24-4 when leading at halftime.
- The Patriots are 21-1 in playoff games with a positive turnover ratio.
- In franchise history, the Patriots have 34 postseason wins and need two more to tie Pittsburgh (36) for the most postseason wins all-time.

### MOST POSTSEASON WINS ALL-TIME

Team	Wins
Pittsburgh	36
New England	34
Dallas	34
Green Bay	34
San Francisco	30
Oakland	25

- The Patriots need one more Super Bowl win to tie the Pittsburgh Steelers (6) for most Super Bowl wins in NFL History. They are currently tied with Dallas (5) and San Francisco (5) with five Super Bowl wins.
- The Patriots have played in 10 Super Bowls, the most in NFL history.
- The Patriots will try to join Miami (3) and Buffalo (4) as the only teams to reach three consecutive Super Bowls.

## ROBERT KRAFT

### WHAT TO LOOK FOR IN THE PLAYOFFS...

- The Patriots divisional playoff game will be the team's 26th home playoff game under Robert Kraft's ownership. In the franchise's first 34 years, the Patriots hosted one home playoff game, a 31-14 loss to the Houston Oilers (12/31/78). In the 25 years since Kraft purchased the team on Jan. 21, 1994, the Patriots have gone 22-3 in their 25 home playoff games, including winning their first 11 during the Kraft ownership era before experiencing their first loss in 2010. The Patriots have won their past eight home playoff games.
- Since purchasing the team in 1994, Robert Kraft has 30 career postseason wins as an owner, third-most in NFL history.

### MOST PLAYOFF WINS BY AN OWNERSHIP GROUP

Ownership	Years	Wins
The Rooney Family, Pittsburgh (1933-present)	86	36
Green Bay Packers (1919-present)	100	34
Robert Kraft, New England (1994-present)	24	30
The Mara Family, N.Y. Giants (1925-present)	94	24
Eddie DeBartolo, Jr., San Francisco (1977-1999)	23	22
Al Davis, Oakland/Los Angeles (1972-2011)	40	21
Pat Bowlen, Denver (1984-present)	35	21

## BILL BELICHICK

### IF THE PATRIOTS WIN IN THE DIVISIONAL ROUND...

- Bill Belichick will advance to his 13th conference championship game as a head coach, extending his record for the most since the 1970 merger.

### MOST CONFERENCE CHAMPIONSHIP GAME APPEARANCES AS A HEAD COACH

Head Coach	Conference Championship Games
Bill Belichick	12
Tom Landry	10
Don Shula	7
Chuck Noll	7





# PATRIOTS WHAT TO LOOK FOR IN THE PLAYOFFS

## BILL BELICHICK

### WHAT TO LOOK FOR IN THE PLAYOFFS...

- Bill Belichick will coach in his NFL-record 40th postseason game in the divisional round. He set the new NFL record a year ago in the 2017 AFC Divisional Playoff against Tennessee. It will also mark his 16th divisional playoff game as a head coach, the most in NFL history.

### MOST POSTSEASON GAMES AS A HEAD COACH

Head Coach	Team(s)	Games
Bill Belichick	CLE/NE	39
Tom Landry	Dallas	36
Don Shula	BLT/MIA	36
Chuck Noll	Pittsburgh	24
Mike Holmgren	GB/SEA	24
Joe Gibbs	Washington	24

### MOST DIVISIONAL GAMES AS A HEAD COACH

Head Coach	Team(s)	Games
Bill Belichick	CLE/NE	15
Don Shula	BLT/MIA	14
Tom Landry	Dallas	13

- Belichick has coached in 11 Super Bowls in his career, the most by a coach in NFL history.
- Bill Belichick is one of four NFL head coaches to win five or more championships since the league began postseason play in 1933, but the only one to win five Super Bowls. Belichick can join George Halas and Curly Lambeau as the only coaches with six titles.

### HEAD COACHES WITH FOUR OR MORE NFL TITLES

Coach	NFL Titles	Championship Teams
George Halas	6	Chicago (1921, 33, 40, 41, 46 & 63)
Curly Lambeau	6	Green Bay (1929, 30, 31, 36, 39 & 44)
Bill Belichick	5	New England (SB XXXVI, XXXVIII, XXXIX, XLIX & LI)
Vince Lombardi	5	Green Bay (1961, 62, 65, SB I & II)

## TOM BRADY

### IF THE PATRIOTS WIN IN THE DIVISIONAL ROUND...

- Tom Brady will improve to 13-2 (.866) in the divisional round of the playoffs, including a 12-1 (.923) mark at home.
- Tom Brady will advance to his 13th conference championship game, extending his NFL record. Gene Upshaw and George Blanda are second with 10 conference championship game appearances.
- Tom Brady will earn his 235th career victory. He is currently second in NFL history behind Adam Vinatieri's 235 wins entering Wild Card weekend.

### MOST CAREER WINS IN NFL HISTORY (REGULAR AND POSTSEASON)

Player	Wins
Adam Vinatieri	235
Tom Brady	234
George Blanda	218
Jerry Rice	211
Gary Anderson	201

### WHAT TO LOOK FOR IN THE PLAYOFFS...

- The divisional playoff game will be the 15th of his career, extending his NFL record for all players.

### MOST DIVISIONAL PLAYOFF GAMES PLAYED

Player	Team(s)	Divisional Games
Tom Brady	NE	14
Jerry Rice	SF/OAK	13

## TOM BRADY

### WHAT TO LOOK FOR IN THE PLAYOFFS... (CONT'D)

- Tom Brady is first in NFL history in postseason touchdown passes (71), passing yards (10,226), postseason wins (27) and postseason 300-yard games (14).
- Tom Brady is the winningest quarterback in NFL playoff history among signal callers who have made at least 10 starts, boasting a 27-10 record and winning percentage of .730.

### MOST PLAYOFF WINS BY STARTING QB IN NFL HISTORY

Player	Team(s)	Playoff Wins
Tom Brady	New England	27
Joe Montana	SF/KC	16
Terry Bradshaw	Pittsburgh	14
John Elway	Denver	14
Peyton Manning	IND/DEN	14
Brett Favre	GB/MIN	13
Ben Roethlisberger	Pittsburgh	13

### HIGHEST PLAYOFF WIN PCT. BY STARTING QB IN NFL HISTORY (MINIMUM 10 STARTS)

Player	Team(s)	W	L	PCT.
Bart Starr	Green Bay	9	1	.900
Jim Plunkett	OAK/L.A. Raiders	8	2	.800
Terry Bradshaw	Pittsburgh	14	5	.737
Troy Aikman	Dallas	11	4	.733
Tom Brady	New England	27	10	.730
Joe Montana	SF/KC	16	7	.696
Kurt Warner	STL/ARZ	9	4	.692
Russell Wilson	Seattle	8	4	.667
John Elway	Denver	14	7	.667
Joe Flacco	Baltimore	10	5	.667
Eli Manning	NY Giants	8	4	.667

- Tom Brady has the most playoff starts by a quarterback in NFL history and will look to extend his record this postseason.

### MOST PLAYOFF STARTS BY A QUARTERBACK

Player	Team(s)	Starts
Tom Brady	New England	37
Peyton Manning	IND/DEN	27
Brett Favre	GB/MIN	24
Joe Montana	SF/KC	23
John Elway	Denver	21
Ben Roethlisberger	Pittsburgh	21

## PATRICK CHUNG

### WHAT TO LOOK FOR IN THE PLAYOFFS...

- Patrick Chung's next playoff game will be the 19th of his career, tying Kevin Faulk for seventh-most in team history.

## JULIAN EDELMAN

### WHAT TO LOOK FOR IN THE PLAYOFFS...

- With five receptions, Julian Edelman (89) will pass Reggie Wayne (93) for second in NFL history in postseason receptions. Jerry Rice is first with 151.

### MOST POSTSEASON RECEPTIONS IN NFL HISTORY

Jerry Rice	151
Reggie Wayne	93
Julian Edelman	89
Hines Ward	88
Wes Welker	88

- With 39 receiving yards, Julian Edelman (1,024 yards) will move into top 10 in NFL history for postseason receiving yards.



# PATRIOTS WHAT TO LOOK FOR IN THE PLAYOFFS

## JULIAN EDELMAN

### WHAT TO LOOK FOR IN THE PLAYOFFS... (CONT'D)

- Julian Edelman needs one touchdown reception to tie Danny Amendola (6) for third in franchise history and two touchdowns to tie David Givens (7) for second in team history for most playoff touchdown receptions.
- Julian Edelman is tied with Deion Branch and Rob Gronkowski for first in franchise history with four 100-yard receiving games in the playoffs.

### MOST POSTSEASON 100-YARD RECEIVING GAMES IN PATRIOTS HISTORY

Julian Edelman.....	4
Rob Gronkowski.....	4
Deion Branch.....	4
Wes Welker.....	3

- With five punt returns in the playoffs, Julian Edelman (29) will move ahead of Troy Brown (33) for the most postseason punt returns in team history. With six punt returns, he will move ahead of David Meggett (34) and Brian Mitchell (34) for the most postseason punt returns in NFL history. He already has the most postseason punt return yards (366) in NFL history.

## STEPHEN GOSTKOWSKI

### WHAT TO LOOK FOR IN THE PLAYOFFS...

- Stephen Gostkowski is second all-time in postseason points with 180, behind Adam Vinatieri's 234.
- With five field goals in the playoffs, Gostkowski (34) will tie David Akers (39) for second-most postseason field goals behind Adam Vinatieri's 56.

## ROB GRONKOWSKI

### WHAT TO LOOK FOR IN THE PLAYOFFS...

- With 28 receiving yards, Rob Gronkowski will become just the second Patriot in team history to reach the 1,000-yard milestone for career receiving yards in the playoffs.
- Rob Gronkowski (68) needs two receptions to move ahead of Wes Welker (69) into second place in franchise history for postseason receptions. Julian Edelman is first with 89 postseason receptions.
- With one touchdown reception, Rob Gronkowski will move ahead of John Stallworth into sole possession of second place in NFL history for most postseason touchdown receptions.

### MOST POSTSEASON TOUCHDOWN RECEPTIONS IN NFL HISTORY

Player	Team(s)	TDs
Jerry Rice.....	SF/OAK.....	22
Rob Gronkowski.....	New England.....	12
John Stallworth.....	Pittsburgh.....	12
Fred Biletnikoff.....	Oakland.....	10
Larry Fitzgerald.....	Arizona.....	10
Antonio Freeman.....	Green Bay.....	10
Randy Moss.....	MIN/NE.....	10
Hines Ward.....	Pittsburgh.....	10

## ROB GRONKOWSKI

### WHAT TO LOOK FOR IN THE PLAYOFFS... (CONT'D)

- With one 100-yard receiving game, Rob Gronkowski will have the most 100-yard receiving games in NFL postseason history among all tight ends. He will also pass Julian Edelman and Deion Branch (4) for most 100-yard receiving games in Patriots playoff history.

### MOST POSTSEASON 100-YARD GAMES BY A TIGHT END IN NFL HISTORY

Player	Team(s)	100-Yard Games
Rob Gronkowski.....	New England.....	4
Vernon Davis.....	San Francisco.....	4
Keith Jackson.....	PHI/GB.....	4
Dallas Clark.....	Indianapolis.....	3
Greg Olsen.....	CHI/CAR.....	3

### MOST POSTSEASON 100-YARD RECEIVING GAMES IN PATRIOTS HISTORY

Rob Gronkowski.....	4
Deion Branch.....	4
Julian Edelman.....	4
Wes Welker.....	3

## DURON HARMON

### WHAT TO LOOK FOR IN THE PLAYOFFS...

- Duron Harmon (3) needs one postseason interception to tie Ty Law (4) for third in franchise history and two to tie Asante Samuel (5) for second. Rodney Harrison is first with seven postseason picks.

## DEVIN MCCOURTY

### WHAT TO LOOK FOR IN THE PLAYOFFS...

- Devin McCourty's next playoff game will be the 20th of his career, tying Matt Light and Troy Brown for sixth in franchise history.

## MATTHEW SLATER

### WHAT TO LOOK FOR IN THE PLAYOFFS...

- Matthew Slater's next playoff game will be his 21st, tying Vince Wilfork for the fourth most playoff games in franchise history. He will pass Matt Light and Troy Brown, who also have 20 playoff appearances.

## JAMES WHITE

### WHAT TO LOOK FOR IN THE PLAYOFFS...

- With one touchdown (receiving or rushing), James White will record the ninth postseason score of his career, passing LeGarrette Blount (8) for second-most postseason touchdowns in franchise history. Rob Gronkowski is first with 12 touchdowns.

### MOST POSTSEASON TOUCHDOWNS IN PATRIOTS HISTORY

Rob Gronkowski.....	12
James White.....	8
LeGarrette Blount.....	8
David Givens.....	7
Danny Amendola.....	6
Tom Brady.....	6



# LAST GAME PATRIOTS VS. N.Y. JETS

## NEW ENGLAND 38, NEW YORK JETS 3

DECEMBER 30, 2018 • GILLETTE STADIUM

	1	2	3	4	Final
New York Jets	3	0	0	0	3
New England Patriots	7	14	7	10	38

Quarterback Tom Brady threw three first-half touchdowns and helped lead New England to a 38-3 victory over the New York Jets. The win clinched New England's ninth straight first-round bye in the playoffs. The Patriots finished with an 11-5 record and were the only NFL team to finish undefeated at home with a perfect 8-0 mark.

Brady finished 24-of-33 for 250 yards and four touchdowns. After punting on their first drive, the Patriots scored touchdowns on their next three drives to take a 21-3 lead into halftime. Brady's first two touchdown passes went to running backs, with a 17-yard touchdown pass to RB James White in the first quarter and an 18-yard touchdown pass to RB Rex Burkhead in the second quarter.

The Patriots defense also helped set up two scores. Holding a 14-3 lead, DL Trey Flowers forced a fumble on a hit to RB Elijah McGuire that was recovered by DB Devin McCourty and returned to the Jets 8-yard line. That helped set up a 9-yard touchdown pass from Brady to WR Phillip Dorsett for a 21-3 lead.

Early in the third quarter, DL Adam Butler forced a fumble on a 5-yard sack that was recovered by LB Kyle Van Noy, who returned the fumble 46 yards for a touchdown to give New England a 28-3 lead.

New England added 10 points in the fourth quarter to secure the 38-3 win.

WR Chris Hogan caught a 17-yard pass followed by a 20-yard pass to help set up a 38-yard field goal. On the next series, the Patriots put together a 10-play, 64-yard drive that was capped by a 5-yard touchdown pass from Brady to WR Julian Edelman.

## TEAM NOTES

- Patriots earn a postseason bye for ninth straight season to extend an NFL record
- Patriots match their own mark for most wins in a decade
- Patriots win 11 games for ninth-straight season and 20th time since 1970
- Patriots win 500th regular-season game in franchise history
- Patriots finish undefeated at home; have most unbeaten and untied seasons since at home 1970
- Patriots extend streak to 13-straight regular-season wins at home

### PATS CLINCH ANOTHER BYE

The Patriots secured a first round playoff bye in 2018 for the 13th time since 2001, a feat unmatched by any team in the last 18 years. The Patriots also clinched a bye for the ninth consecutive season to extend an NFL record. Dallas and San Francisco earned four straight byes from 1992-95 and Denver had four straight from 2012-15.

### MOST SEASONS EARNING A BYE SINCE 2001

Team	Playoff Byes
New England .....	13
Denver .....	5
Pittsburgh .....	5
Atlanta .....	4
Chicago .....	4
Philadelphia .....	4

### MOST SEASONS EARNING A BYE SINCE 12-TEAM FORMAT IN 1990

Team	Playoff Byes
New England .....	14
Pittsburgh .....	9
Denver .....	8
San Francisco .....	8

### MOST WINS IN A DECADE

The Patriots now have 113 regular-season wins and 13 postseason wins so far in this decade (2010-present) for 126 total wins to match the record of 126 total wins in a decade set by the Patriots in the decade from 2000 through 2009.

### TEAMS OF THE DECADES

Team	Years	Reg. Season	Postseason	Total
New England	2010-present	113-31 (.785)	13-6 (.684)	126-37 (.773)
New England	2000-09	112-48 (.700)	14-4 (.778)	126-52 (.708)
Indianapolis	2000-09	115-45 (.719)	9-8 (.529)	124-53 (.701)
San Francisco	1990-99	113-47 (.706)	9-7 (.563)	122-54 (.693)

### ANOTHER 11-WIN SEASON

The Patriots have won 11 games 20 times in team history, including a current streak and NFL-record nine consecutive years dating back to 2010. The Patriots have had 11 or more wins 16 times in Robert Kraft's 25 seasons of ownership after having only four 11-win seasons prior to Kraft purchasing the team (1976, 78, 85-86).

### MOST 11-WIN SEASONS SINCE 1970 MERGER

Team	11+ Win Seasons
New England .....	20
Dallas .....	17
Pittsburgh .....	17
Denver .....	15
San Francisco .....	15

### MOST CONSECUTIVE 11-WIN SEASONS

Team	Years	Consec. Seasons w/11+ Wins
New England .....	2010-18 .....	9
Indianapolis .....	2003-09 .....	7
Dallas .....	1976-81 .....	6
San Francisco .....	1994-98 .....	5

### 500TH FRANCHISE WIN

The victory over the Jets is New England's 500th regular-season win since it began play in 1960, the most wins by an AFL franchise. Of the 12 other NFL teams that have 500 or more regular-season wins, New England trails only San Francisco (532 - founded 1950), the Colts (516 - founded 1953) and the Cowboys (512 - founded 1960) for most regular season wins by clubs that were founded in 1950 or later.

### UNBEATEN AT HOME

The Patriots finished with a perfect 8-0 regular-season record at Gillette Stadium for the seventh time in team history (2003-04, 07, 09-10, 13 and 18). The Patriots are the only team in 2018 that finished perfect at home. The Patriots now have the most unbeaten and untied seasons since 1970. Minnesota is second with six.





# LAST GAME PATRIOTS N.Y. JETS

## LUCKY NO. 13

The Patriots have now won 13 straight regular season games at Gillette Stadium, the fourth-longest streak in team history.

## LONGEST HOME WINNING STREAK/PATRIOTS HISTORY (REGULAR SEASON ONLY)

Streak	First Win	Last Win
20	Dec. 21, 2008	Oct. 16, 2011
18	Dec. 29, 2002	Sept. 8, 2005
16	Dec. 30, 2012	Dec. 28, 2014
<b>13</b>	<b>Oct. 22, 2017</b>	<b>Present</b>
12	Nov. 26, 2006	Sept. 7, 2008
10	Sept. 18, 1976	Oct. 30, 1977

## 400-POINT BENCHMARK

The Patriots finished the 2018 season with 436 points and have now reached 400 or more points in 12 straight seasons (2007-18) to extend their NFL record. The San Diego Chargers previously held the record by scoring at least 400 points in eight straight seasons from 2004-11. The New Orleans Saints have the second-longest active streak, scoring 400 points for the eighth straight season in 2018.

## 2019 OPPONENTS DETERMINED

The Patriots 2019 opponents have been determined. In addition to playing each of the other AFC East opponents twice, the Patriots will play one game against each of the AFC North and NFC East teams. As the first-place team in the AFC East, the Patriots will play the first-place team of the AFC West (Kansas City) and AFC South (Houston).

**HOME:** Buffalo, Miami, NY Jets, Cleveland, Pittsburgh, Dallas, New York Giants, Kansas City

**AWAY:** Buffalo, Miami, NY Jets, Baltimore, Cincinnati, Philadelphia, Washington, Houston

## INDIVIDUAL NOTES

### BELICHICK NETS 16TH 11-WIN SEASON

Bill Belichick now has 16 11-win seasons as a head coach to extend his NFL record for most 11-win seasons. Belichick has 15 11-win seasons with New England and one with Cleveland.

### HEAD COACHES WITH THE MOST 11-WIN SEASONS

Coach	11-Win Seasons
Bill Belichick	16
Don Shula	13
Tom Landry	10

### NFL COACHES WITH THE MOST CONSECUTIVE DIVISION TITLES

Head Coach	Team	Consec. Div. Titles
Bill Belichick	New England	10 (2009-18)
Paul Brown	Cleveland	6 (1950-55)
Tom Landry	Dallas	6 (1966-71)
Bud Grant	Minnesota	6 (1973-78)
Chuck Noll	Pittsburgh	6 (1974-79)

### BRADY WINS 11 AGAIN

Bill Belichick guided the Patriots to the AFC East title in 2018. It is his 16th division title as a head coach, the most by a head coach since the 1970 merger. Don Shula is second with 11 division titles since the merger. Overall, Belichick's 16 division titles are the most in NFL history among NFL head coaches. Shula and Tom Landry are second with 13 titles.

## 17TH PLAYOFF BERTH

Tom Brady led the Patriots to his 15th 11-win season as a starter. Peyton Manning is second with 11 11-win seasons in the Super Bowl era.

## 6K COMPLETIONS

Brady became the fourth NFL player to reach 6,000 completions after completing 24 passes against the Jets.

## MOST PASS COMPLETIONS IN NFL HISTORY (REGULAR SEASON)

Drew Brees	6,586
Brett Favre	6,300
Peyton Manning	6,125
<b>Tom Brady</b>	<b>6,004</b>
Dan Marino	4,967

## FIRE FIRST HALF

Brady threw three touchdown passes in the first half against the Jets. It is the 20th time Brady has had three or more touchdown passes in the first half, tying Brett Favre for third most all-time behind Peyton Manning (28) and Drew Brees (21).

## SEASON-HIGH FOUR TD PASSES

Brady had a season-high four touchdowns. It was his 23rd game with at least four touchdowns. The Patriots are 22-1 in those games.

## WHITE JOINS EXCLUSIVE GROUP

RB James White is the fourth running back in the Super Bowl era with 750 receiving yards and seven receiving touchdowns in a season, joining Gary Anderson (1986), Larry Centers (1996) and Marshall Faulk (2000 and 2001). White finished with 751 yards receiving and seven touchdown receptions.

## WHITE TIES SINGLE-SEASON TD MARK

RB James White scored on a 17-yard touchdown pass in the first quarter for his seventh touchdown reception of the season, tying RB Larry Garron (7 in 1964) for the most touchdown receptions by a Patriots running back in a single season.

## MOST TD RECEPTIONS BY PATRIOTS RB

Player	Year	Receiving TDs
James White	2018	7
Larry Garron	1964	7
Billy Lott	1961	6

## WHITE SETTING RB PACE

RB James White scored on a 17-yard touchdown pass from QB Tom Brady in the first quarter. It marked his 19th receiving touchdown since 2015, the most by a running back in the NFL during that time.

## RB RECEIVING TDS SINCE 2015

Player	Team	TDs
James White	New England	19
Tevin Coleman	Atlanta	11
Christian McCaffrey	Carolina	11
David Johnson	Arizona	11
Melvin Gordon III	LA Chargers	11

## RB TD RECEPTIONS IN PATRIOTS HISTORY

Player	Seasons	Receiving TDs
Larry Garron	1960-68	26
James White	2014-present	19
Kevin Faulk	1999-2011	15



# LAST GAME PATRIOTS N.Y. JETS

## FLOWERS BLOSSOMS A CAREER YEAR

DL Trey Flowers sacked QB Sam Darnold for an 8-yard loss in the third quarter to give him 7½ sacks for the season, a new career high. His previous best was seven in 2016.

## GILMORE SIXTH PATRIOT WITH 20 PASSES DEFENSED

CB Stephon Gilmore became the sixth Patriots player to record 20 passes defended in a single season after recording two against the Jets to push his 2018 total to 20.

Player	Passes Defensed
Ty Law (1998) .....	27
Asante Samuel(2006) .....	24
Maurice Hurst (1994) .....	23
Ty Law (2003) .....	23
Tyrone Poole (2003) .....	21
Stephen Gilmore (2018).....	20

## VAN NOY SCORES ANOTHER

LB Kyle Van Noy recovered a fumble that was forced by DL Adam Butler on a sack and returned 46 yards for a touchdown. It marked his second touchdown of the season. He returned a blocked punt 29-yards for a touchdown at Chicago Oct. 21. He is the first Patriots player with two non-offensive touchdowns since DB Kyle Arrington scored two touchdowns in 2014 when he returned a fumble for a touchdown on Oct. 5 vs. Cincinnati and a blocked field goal for a touchdown on Dec. 14 vs. Miami. It is the first fumble returned for a touchdown since LB Jamie Collins returned a fumble 14 yards for a touchdown at the New York Jets on Dec. 27, 2015.

## NEAR RECORD RETURN

Van Noy's 46-yard touchdown return is the third longest fumble return for a touchdown in team history by the defense.

### LONGEST FUMBLE RETURN FOR TD IN TEAM HISTORY ON DEFENSE

68 yards by Richard Seymour at Buffalo on Oct. 3, 2004

52 yards by Chuck Shonta vs. NY Titans, Sept. 17, 1960

**46 yards by Kyle Van Noy vs. NY Jets on Dec. 30, 2018**

## BURKHEAD FINDS THE END ZONE

RB Rex Burkhead caught an 18-yard touchdown pass in the second quarter for his first touchdown of the 2018 season.

## RIVERS GETS FIRST CAREER SACK

DL Derek Rivers was credited with a 10-yard sack of Jets QB Sam Darnold on the last play of the first half, the first NFL sack of his career.

## LINEUP NOTES

### KING RETURNS TO ACTION

LB Brandon King returned to action after missing one game due to injury.

### RIVERS BACK IN THE FOLD

DL Derek Rivers was active and played for the first time in six games.


### CHUNG LINED UP TO RETURN KICKS

S Patrick Chung lined up to return kicks with WR Cordarrelle Patterson inactive due to injury.



# PATRIOTS PROJECTED CONTRIBUTORS: OFFENSE

**QB 12**



**TOM BRADY | 6-4 | 225 | MICHIGAN**

- 19th season; a 14-time Pro Bowler and five-time champion.
- Has the most overall passing yards (80,740) and TDs (588).
- All-time winningest QB with 234 career victories.


**RB 28**



**JAMES WHITE | 5-10 | 205 | WISCONSIN**

- Plays a key role in both rushing and receiving and has most receiving TDs by a running back since 2015 with 19.
- Holds three SB records with receptions (14), points (20) and TDs (three).
- Named a captain for the first time in 2018.

**RB 26**



**SONY MICHEL | 5-11 | 215 | GEORGIA**

- Finished his career third on Georgia's all-time rushing list with 3,638 yards rushing.
- Named a team captain as a junior and senior.
- Had four NFL 100-yard games in 2018.

**WR 15**



**CHRIS HOGAN | 6-1 | 210 | MONMOUTH**

- Played lacrosse at Penn State before transferring to Monmouth for football.
- Played for Buffalo from 2012-15 before joining New England in 2016.
- Scored a career-high five TDs in 2017 despite only playing in nine games.


**WR 11**



**JULIAN EDELMAN | 5-10 | 198 | KENT STATE**

- Converted college quarterback drafted by New England in the seventh round of the 2009 draft.
- 499 career receptions are fifth-most in team history.
- 6.3 receptions per game, sixth-highest since in the NFL since 2015.


**WR 84**



**CORDARRELLE PATTERSON | 6-2 | 228**

- Sixth-year pro has spent career with Vikings (2013-16) and Raiders (2017).
- Has one rushing TD, one KOR TD and three receiving TDs this season.
- Has four career touchdown runs of 40 or more yards.


**TE 87**



**ROB GRONKOWSKI | 6-6 | 268 | ARIZONA**

- Leads the NFL with 79 touchdown receptions since 2010.
- Brady has found him for 78 touchdowns, second-most in QB/TE history.
- Most 10-plus TD seasons by a TE in NFL history with five.

**T 77**



**TRENT BROWN | 6-8 | 380 | FLORIDA**

- Played for the 49ers from 2015-17 before being traded to the Patriots.
- Started each of the 42 games he appeared in the past three seasons.
- Bill Belichick has referred to him as the biggest player he's ever coached.


**G 62**



**JOE THUNEY | 6-5 | 308 | N.C. STATE**

- *USA Today* First-Team All-American while at N.C. State.
- Drafted by New England in the third round (78th overall) in 2016.
- Has started all 48 regular-season games and six postseason games.

**C 60**



**DAVID ANDREWS | 6-3 | 300 | GEORGIA**

- Earned a starting job in his rookie year and has started 57-of-60 games.
- Nephew of long-time NFL head coach and player Dan Reeves.
- Named a team captain for the second consecutive season in 2018.

**G 69**



**SHAQ MASON | 6-1 | 310 | GEORGIA TECH**

- Full name is Shaquille Olajuwon Mason after Shaquille O'Neal and Hakeem Olajuwon.
- Has started 55-of-60 regular-season games since joining the team.

**T 61**




**MARCUS CANNON | 6-6 | 335 | TCU**

- Has made 54 regular-season starts.
- A two-time SB Champion and named to 2016 AP All-Pro Second Team.
- Lettered in both football and track and field at TCU.

**PHILLIP DORSETT | 5-10 | 210**


**WR 13**



- Fourth-year player out of the University of Miami.
- Joined New England in 2017 after a trade from Indianapolis, totaling 12 catches for 194 yards.
- Had career-high seven receptions in 2018 season opener.

**REX BURKHEAD | 5-10 | 215**

**RB 34**



- Sixth-year RB out of Nebraska; plays on offense and special teams.
- Joined the Patriots in 2017 after four seasons with the Bengals.
- Named after 1980s Kentucky basketball star Rex Chapman, whom Rex's father played against in high school.

**JAMES DEVELIN | 6-3 | 255**

**FB 46**



- Played at Brown as a defensive end before converting to offense while playing in the Arena Football League.
- In 2017, became the first Patriots fullback since Sam Cunningham in 1978 to earn Pro Bowl honors.
- Spent time in the AFL and on the Cincinnati practice squad for two seasons before working his way onto the Patriots 53-man roster in 2012.
- Notched his first career multi-score game in a Week 13 win vs. MIN and now has a career-high 4 rush TDs.





# PATRIOTS PROJECTED CONTRIBUTORS: DEFENSE

**DE 98**



## **TREY FLOWERS | 6-2 | 265 | ARKANSAS**

- Led the team in sacks each of the last three seasons including 2018 with 7½.
- His 7½ sacks are a career-high.
- Notched a team-high nine tackles in the 2017 AFC Championship game.
- Finished his career at Arkansas as the active SEC leader in tackles for loss.

**DT 93**



## **LAWRENCE GUY | 6-4 | 315 | ARIZONA STATE**

- Started all but one game in 2018 and led the line with 60 tackles.
- Eight-year NFL veteran with stints with the Colts, Chargers and Ravens.
- Three-time honorable mention All-Pac-10 selection at Arizona State.

**DT 90**



## **MALCOLM BROWN | 6-2 | 320 | TEXAS**

- Has started 51-of-60 games since being drafted.
- Recorded 38 total tackles in the 2018 regular season.
- Started eight playoff games, recording one sack and 29 total tackles.

**DE 91**



## **DEATRICH WISE JR. | 6-5 | 275 | ARKANSAS**

- Had a strong rookie campaign, recording 26 tackles and five sacks.
- Became the first Patriot since Chandler Jones to record a sack in his first two NFL games.

**LB 54**



## **DONT'A HIGHTOWER | 6-3 | 260 | ALABAMA**

- One of two players in NFL history with multiple national titles and Super Bowl titles along with Russell Maryland.
- Earned Pro Bowl honors in 2016 for the first time in his career.
- Full name is Qualin Dont'a Hightower.

**LB 52**



## **ELANDON ROBERTS | 6-0 | 238 | HOUSTON**

- Started 30-of-44 regular-season games and totaled 174 tackles.
- Made his first start in 2016 against N.Y. Jets and made seven tackles.
- Emerged as a starter his rookie season after being a sixth-round choice.

**LB 53**



## **KYLE VAN NOY | 6-3 | 250 | BYU**

- Played a key role in 2017 after the injury to Dont'a Hightower.
- Hit career-highs in tackles (90) and scored two TDs in 2018.
- Spent three seasons in Detroit before being traded to New England.

**CB 24**



## **STEPHON GILMORE | 6-1 | 202 | SOUTH CAROLINA**

- Has started all but two games in his seven-year career.
- Earned second career Pro Bowl invitation and first with the Patriots in 2018.
- Made a game-clinching pass breakup in the 2017 AFC Championship.

**CB 30**



## **JASON MCCOURTY | 5-11 | 195 | RUTGERS**

- Playing alongside his twin brother Devin for the first time since college.
- Playing his 10th NFL season after eight with Tennessee and one in Cleveland.
- Jason and Devin are enshrined in the Rutgers Hall of Distinguished Alumni.


**S 23**



## **PATRICK CHUNG | 5-11 | 215 | OREGON**

- Played for New England for nine of 10 NFL seasons.
- Recorded 80 tackles in 2018 while starting 14-of-15 games.
- Named a team captain for the first time in 2018.

**S 32**



## **DEVIN MCCOURTY | 5-10 | 195 | RUTGERS**

- Matched a career-high with 94 tackles as last line of defense in 2017.
- Four Pro Bowl seasons with New England: 2010, 14, 16-17.
- Elected captain by his teammates every year since 2011.

## **ADRIAN CLAYBORN | 6-3 | 280**

**DL 94**



- Seven-year NFL veteran who has started 50-of-95 games he has played in.
- Set a Falcons franchise record with six sacks vs. Dallas (11/12/17).
- Totaled 30 sacks and 167 tackles while with Tampa Bay and Atlanta.

## **DANNY SHELTON | 6-2 | 345**

**DL 71**



- Joined New England after spending the first three seasons of his career in Cleveland.
- Totaled 149 tackles over his career.
- Has started 46-of-59 games in his career.

## **JONATHAN JONES | 5-10 | 190**

**CB 31**



- Emerged as a key reserve in 2017, notching a career-high eight passes defended.
- Plays a key role on special teams with 18 tackles over his first three seasons.
- Played in all 48 regular season games the last three years.

## **J.C. JACKSON | 6-1 | 198**


**CB 27**



- Full name is Jerald Christopher Jackson.
- Became the 32nd undrafted rookie in 18 seasons to make the 53-man roster.
- Had three interceptions in 2018.

## **DURON HARMON | 6-1 | 205**

**S 21**



- 12 of his 18 career interceptions have taken place in the fourth quarter with six taking place in the final two minutes (including postseason).
- Named a team captain for the first time in 2017.
- Recorded a career-high seven passes defended in 2017.





---

# INDIVIDUAL AND TEAM NOTES

---





# ROBERT KRAFT CHAIRMAN & CEO

Since Robert Kraft purchased the team in 1994, the Patriots have experienced one of the most dramatic turnarounds in the history of sports. Now in his 25th season of ownership, Kraft has transformed one of the league's least successful clubs into what observers view as a model NFL franchise. In the five seasons immediately preceding his purchase (1989-93), the Patriots were a moribund team, winning just 19 of 80 games (.238 pct.) and logging the worst record in the NFL over that span. When he bought the franchise on Jan. 21, 1994, Kraft announced his intention to bring a championship to New England, a tall order considering the team's previous success rate. But under Kraft's leadership, the Patriots have won more division titles (18), conference crowns (9) and Super Bowl championships (5) than any other NFL team. Additionally, the Patriots have achieved the most winning seasons (22) and have the fewest losing seasons (2) since Kraft assumed ownership beginning in 1994. Super Bowl LII was the ninth Super Bowl appearance since Kraft purchased the team, a period during which no other team has appeared in more than four Super Bowls. In Kraft's 25 seasons, the Patriots have qualified for the playoffs 20 times, more than doubling the franchise's accomplishments during its first 34 seasons. In 2018, Kraft earned his 22nd winning season in 25 years of owning the franchise.



	<b>Pre-Kraft 1960-93</b>	<b>Pre-Kraft 1989-93</b>	<b>Kraft Era 1994-18</b>
Overall Record	225-276-9	19-61	309-135
Winning Pct.	.450	.238	.696
Super Bowl Titles	0	0	5
Conference Titles	1	0	9
Division Titles	3	0	18
Playoff Seasons	6	0	20
Playoff Record	4-6	--	30-14
Home Playoff Games	1	0	25
Home Playoff Record	0-1	--	22-3

## WHAT TO LOOK FOR IN 2018

- Since purchasing the team in 1994, Robert Kraft has 30 career postseason wins as an owner, third-most in NFL history behind the Rooney Family in Pittsburgh (36) and the Green Bay Packers (34). The Rooney Family founded the Steelers in 1933 while the Green Bay Packers were founded in 1919.
- Under Robert Kraft's guidance, the 2000-09 Patriots set the NFL record for most wins in a decade in NFL history with 126 overall wins overall. With 11 wins in 2018, the Patriots tied that record for the current decade and can set the mark with a postseason win.

## DYNASTY VS. DYNASTY

Of all of the great teams throughout the Super Bowl era, the New England Patriots and the San Francisco 49ers have set a standard of extended excellence above all of the others. The 49ers run of success spanned two decades, while New England's streak is still in progress.

### 49ERS (1981-98)

### PATRIOTS (2001-PRESENT)

5 .....	Super Bowl Appearances .....	8
5 .....	Super Bowl Titles .....	5
10 in 18 years .....	Conference Title Games .....	12 in 17 years
22-11 (.667) .....	Playoff Record .....	27-10 (.730)
13 .....	Division Titles .....	16
16 .....	Playoff Seasons .....	16
207-72-1 (.741) .....	Regular Season Record .....	220-68 (.764)
108 .....	Pro Bowl Selections .....	91
21 in 18 years .....	Home Playoff Games .....	22 in 17 years
13 in 18 years .....	First-Round Byes .....	13 in 18 years
4 in 18 years .....	Playoff One-and-Dones .....	2 in 17 years
122 (1990-99) .....	Most Wins in a Decade .....	126 (2 times)

## SINCE ROBERT KRAFT PURCHASED THE TEAM IN 1994

### TOTAL VICTORIES SINCE 1994 (REGULAR SEASON)

New England Patriots .....	279
Pittsburgh Steelers .....	254
Green Bay Packers .....	249
Denver/Indianapolis .....	235

### TOTAL VICTORIES SINCE 1994 (INCL. POSTSEASON)

New England Patriots .....	309
Pittsburgh Steelers .....	274
Green Bay Packers .....	269
Denver/Indianapolis .....	249

### MOST HOME VICTORIES SINCE 1994 (INCL. POSTSEASON)

New England Patriots .....	177
Green Bay Packers .....	160
Pittsburgh Steelers .....	155
Denver Broncos .....	146

### WINNING PERCENTAGE SINCE 1994 (INCL. POSTSEASON)

TEAM	W	L	T	Pct.
New England Patriots	309	135	0	.696
Pittsburgh Steelers	274	158	2	.634
Green Bay Packers	269	165	2	.619
Denver Broncos	249	174	0	.589

### PLAYOFF WINNING PERCENTAGE SINCE 1994

TEAM	W	L	T	Pct.
New England Patriots	30	14	0	.682
Baltimore Ravens	15	8	0	.652
Denver Broncos	14	9	0	.609
Pittsburgh Steelers	20	14	0	.588

### SUPER BOWL CHAMPIONSHIPS SINCE 1994

New England Patriots .....	5
Denver Broncos .....	3
Baltimore Ravens .....	2
Green Bay Packers .....	2
Pittsburgh Steelers .....	2
N.Y. Giants .....	2

### CONFERENCE CHAMPIONSHIPS SINCE 1994

New England Patriots .....	9
Pittsburgh Steelers .....	4
Denver Broncos .....	4
Green Bay Packers .....	3
N.Y. Giants .....	3
Seattle Seahawks .....	3

### DIVISION CHAMPIONSHIPS SINCE 1994

New England Patriots .....	18
Pittsburgh Steelers .....	13
Green Bay Packers .....	12
Indianapolis Colts .....	10

### PLAYOFF VICTORIES SINCE 1994

New England Patriots .....	30
Pittsburgh Steelers .....	20
Green Bay Packers .....	20
Baltimore Ravens .....	15

### PLAYOFF VICTORIES ALL TIME

Rooney Family, Pittsburgh (1933-present) .....	36
Green Bay Packers (1919-present) .....	34
Robert Kraft, New England Patriots (1994-present) .....	24

### PLAYOFF GAMES PLAYED SINCE 1994

New England Patriots .....	44
Green Bay Packers .....	36
Pittsburgh Steelers .....	34
Indianapolis Colts .....	29

### PLAYOFF SEASONS SINCE 1994

New England Patriots .....	20
Green Bay Packers .....	18
Indianapolis Colts .....	17
Pittsburgh Steelers .....	16



# ROBERT KRAFT CHAIRMAN & CEO

## NINE CONFERENCE TITLES

The 2017 AFC Championship marked the ninth conference championship for Robert Kraft as Patriots owner. His nine crowns are more than any other owner in NFL history in the Super Bowl Era (since 1966).

### MOST CONFERENCE CHAMPIONSHIPS BY AN OWNER IN SUPER BOWL ERA

Owner	TEAM	#	SEASONS	SUPER BOWL APPEARANCES
Robert Kraft	New England	9	1996, 2001, 2003, 2004, 2007, 2011, 2014, 2016, 2017	XXXI, XXXVI, XXXVIII, XXXIX, XLII, XLVI, XLIX, LI, LII
Pat Bowlen	Denver	7	1986, 1987, 1989, 1997, 1998, 2013, 2015	XXI, XXII, XXIV, XXXII, XXXIII, XLVIII, 50
Jack Kent Cooke	Washington	5	1972, 1982, 1983, 1987, 1991	VII, XVII, XVIII, XXII, XXVI
Al Davis	Oakland/L.A. Raiders	5	1967, 1976, 1980, 1983, 2002	II, XI, XV, XVIII, XXXVII
Eddie DeBartolo	San Francisco	5	1981, 1984, 1988, 1989, 1994	XVI, XIX, XXIII, XXIV, XXIX
Clint Murchison	Dallas	5	1970, 1971, 1975, 1977, 1978	V, VI, X, XII, XIII
Packers Stockholders	Green Bay	5	1966, 1967, 1996, 1997, 2010	I, II, XXXI, XXXII, XLV
Joe Robbie	Miami	5	1971, 1972, 1973, 1982, 1984	VI, VII, VIII, XVII, XIX



### A WINNING TRADITION

Kraft's winning percentage with the Patriots (.696) since taking over the team in 1994 is the highest among all owners/ownership groups with at least 200 wins (regular and postseason) with one team. He is just one of four owners with at least 200 wins and a winning percentage over .600.

Owner	Team	Years	Winning Pct.
Robert Kraft	Patriots	1994-present	.696
Eddie DeBartolo, Jr.	49ers	1977-1999	.636
Clint Murchison, Jr.	Cowboys	1960-1983	.634
Joe Robbie	Dolphins	1966-1989	.609
Pat Bowlen	Denver	1984-present	.596

### ALL-TIME POSTSEASON WINS

Robert Kraft has 30 career postseason wins, which are the third-most in NFL history.

OWNERSHIP	YEARS	WINS
The Rooney Family, Pittsburgh (1933-present)	86	36
Green Bay Packers (1919-present)	100	34
<b>Robert Kraft, New England (1994-present)</b>	<b>25</b>	<b>30</b>
The Mara Family, N.Y. Giants (1925-present)	94	24
Eddie DeBartolo, Jr., San Francisco (1977-1999)	23	22
Al Davis, Oakland/Los Angeles (1972-2011)	40	21
Pat Bowlen, Denver (1984-present)	35	21

### KRAFT PASSES OTHER OWNERS

The Patriots have 309 wins overall under Robert Kraft. He has produced more victories than every other Patriots owner combined. Under Kraft, the Patriots are 309-135 overall since he purchased the team in 1994. Kraft's predecessors in the owner's office went 225-276-9 in the 34 years prior to his purchase of the team.

### CONTINUITY BREEDS SUCCESS

New England is the first team in NFL history to win five Super Bowls with the same owner (Robert Kraft), head coach (Bill Belichick) and quarterback (Tom Brady).

### PATRIOTS IN THE PLAYOFFS

The Patriots have qualified for the playoffs 26 times in their 59-year history. Twenty of those playoff berths have come in the 25 seasons since Robert Kraft purchased the team in 1994, a dramatic contrast to the six total playoff berths the team earned in its first 34 years of existence. The Patriots have won 21 division crowns, including 16 in the last 18 seasons and 18 of which have come since Robert Kraft's purchase in 1994.

### PATRIOTS PLAYOFF SEASONS (26)

Year	How Qualified	Seed	Rec.	Result
2018	Division Champions	2	??	??
2017	Division Champions	1	2-1	AFC Champions
2016	Division Champions	1	3-0	Super Bowl Champions
2015	Division Champions	2	1-1	AFC Championship Game
2014	Division Champions	1	3-0	Super Bowl Champions
2013	Division Champions	2	1-1	AFC Championship Game
2012	Division Champions	2	1-1	AFC Championship Game
2011	Division Champions	1	2-1	AFC Champions
2010	Division Champions	1	0-1	AFC Divisional Round
2009	Division Champions	3	0-1	Wild Card Round
2007	Division Champions	1	2-1	AFC Champions
2006	Division Champions	4	2-1	AFC Championship Game
2005	Division Champions	4	1-1	AFC Divisional Round
2004	Division Champions	2	3-0	Super Bowl Champions
2003	Division Champions	1	3-0	Super Bowl Champions
2001	Division Champions	2	3-0	Super Bowl Champions
1998	Wild Card	6	0-1	Wild Card Round
1997	Division Champions	3	1-1	AFC Divisional Round
1996	Division Champions	2	2-1	AFC Champions
1994	Wild Card	5	0-1	Wild Card Round
1986	Division Champions	3	0-1	AFC Divisional Round
1985	Wild Card	5	3-1	AFC Champions
1982*	16-Team Format	7	0-1	First Round
1978	Division Champions	2	0-1	AFC Divisional Round
1976	Wild Card	4	0-1	AFC Divisional Round
1963	Division Champions	--	1-1	AFL Championship Game

\*Strike Year | Bold indicates Kraft era

34-20 Record

### A MODEL OF CONSISTENCY

Since Kraft took ownership of the team in 1994, the Patriots have had just three head coaches - Bill Parcells (1994-1996), Pete Carroll (1997-1999) and current head coach Bill Belichick (2000-present). The only team with fewer head coaches since 1994 is the Pittsburgh Steelers, who have had two: Bill Cowher (1992-2006) and Mike Tomlin (2007-present).

#### FEWEST HEAD COACHES SINCE 1994

Pittsburgh.....	2
New England.....	3
Baltimore Ravens*.....	3
NFL average.....	6.7

\*Since 1996

#### AFC EAST HEAD COACHES SINCE 1994

New England.....	3
N.Y. Jets.....	8
Buffalo.....	10
Miami.....	11



# **PATRIOTS** PLAYOFF NOTES

## ALL-TIME PLAYOFF RESULTS

The Patriots have compiled a 34-20 record in their 54 playoff games and their .630 playoff winning percentage is second-best in NFL history among teams that have played at least 15 playoff games.

### PATRIOTS PLAYOFF RECORD BY ROUND

Round	Record
First Round*	0-1
Wild Card Round	4-3
Divisional Round	15-6
AFC Championship	10-4
AFL Championship	0-1
Super Bowl	5-5
Total	34-20

\*1982 Strike Season

### ALL-TIME BEST NFL PLAYOFF RECORDS (MINIMUM 15 POSTSEASON GAMES)

Team	Wins	Losses	Win Pct.
Baltimore	15	8	.652
<b>New England</b>	<b>34</b>	<b>20</b>	<b>.630</b>
Green Bay	34	22	.607
San Francisco	30	20	.600
Pittsburgh	36	25	.590
OAK/L.A. Raiders	25	19	.568
Dallas	34	27	.557

### MOST POSTSEASON WINS ALL-TIME

Team	Wins
Pittsburgh Steelers	36
<b>New England Patriots</b>	<b>34</b>
Dallas Cowboys	34
Green Bay Packers	34
San Francisco 49ers	30
Oakland Raiders	25

## PATRIOTS IN THE PLAYOFFS

The Patriots have qualified for the playoffs 26 times in their 59-year history. Twenty of those playoff berths have come in the 25 seasons since Robert Kraft purchased the team in 1994, a dramatic contrast to the six total playoff berths the team earned in its first 34 years of existence. The Patriots have won 21 division crowns, including 16 in the last 18 seasons, and 18 of which have come since Robert Kraft's purchase in 1994.

### PATRIOTS PLAYOFF SEASONS (26)

Year	How Qualified	Seed	Rec.	Result
2018	Division Champions	2	??	??
2017	Division Champions	1	2-1	AFC Champions
2016	Division Champions	1	3-0	Super Bowl Champions
2015	Division Champions	2	1-1	AFC Championship Game
2014	Division Champions	1	3-0	Super Bowl Champions
2013	Division Champions	2	1-1	AFC Championship Game
2012	Division Champions	2	1-1	AFC Championship Game
2011	Division Champions	1	2-1	AFC Champions
2010	Division Champions	1	0-1	AFC Divisional Round
2009	Division Champions	3	0-1	Wild Card Round
2007	Division Champions	1	2-1	AFC Champions
2006	Division Champions	4	2-1	AFC Championship Game
2005	Division Champions	4	1-1	AFC Divisional Round
2004	Division Champions	2	3-0	Super Bowl Champions
2003	Division Champions	1	3-0	Super Bowl Champions
2001	Division Champions	2	3-0	Super Bowl Champions
1998	Wild Card	6	0-1	Wild Card Round
1997	Division Champions	3	1-1	AFC Divisional Round
1996	Division Champions	2	2-1	AFC Champions
1994	Wild Card	5	0-1	Wild Card Round
1986	Division Champions	3	0-1	AFC Divisional Round
1985	Wild Card	5	3-1	AFC Champions
1982*	16-Team Format	7	0-1	First Round
1978	Division Champions	2	0-1	AFC Divisional Round
1976	Wild Card	4	0-1	AFC Divisional Round
1963	Division Champions	--	1-1	AFL Championship Game

\*Strike Year | Bold indicates Kraft era

34-20 Record

## PLAYOFF BERTHS UNDER KRAFT

New England has qualified for the playoffs 26 times in its 59-year history. The Patriots have earned 20 of those playoff berths in the 25 seasons since Robert Kraft purchased the team in 1994. New England has won 21 division crowns overall (20 AFC East crowns) and has qualified as a Wild Card team on four occasions (1998, 1994, 1985 and 1976). The Patriots also qualified for the playoffs in 1982 as part of a 16-team tournament following a players' strike.



## ANNUAL ACHIEVEMENT

The Patriots won more than half of their games for the 18th straight year in 2018. They are the first team to win more than half of their games in 18 straight seasons since free agency began in 1993.

The Patriots are also the first team to win more than half of their games in 18 straight seasons since the 1970 AFL-NFL merger, moving past the 49ers (16 straight from 1983-98) and the Cowboys (16 straight from 1970-85).

The Patriots have now won nine or more games in 22 of the 25 seasons Robert Kraft has owned the team.

### MOST CONSECUTIVE WINNING SEASONS (SINCE 1970 NFL MERGER)

Team	Years	Winning Seasons
<b>New England</b>	<b>2001-18</b>	<b>18</b>
San Francisco	1983-98	16
Dallas	1970-85	16
Oakland	1970-80	11

### MOST CONSECUTIVE WINNING SEASONS ALL-TIME

Team	Years	Winning Seasons
Dallas	1966-85	20
<b>New England</b>	<b>2001-18</b>	<b>18</b>
San Francisco	1983-98	16
Oakland	1965-80	16
Chicago	1930-44	15
Green Bay	1934-47	14
Cleveland	1957-69	13

## CONTINUED ADVANCEMENT

### TEAMS TO WIN AT LEAST ONE PLAYOFF GAME IN CONSECUTIVE SEASONS

Team	Years	Consec. Seasons	Wins
<b>New England</b>	<b>2011-17</b>	<b>7</b>	<b>13</b>
Dallas	1991-96	6	12
Seattle	2012-16	5	8
<b>New England</b>	<b>2003-07</b>	<b>5</b>	<b>11</b>
Baltimore	2008-12	5	9
Philadelphia	2000-04	5	7
Green Bay	1993-97	5	9
Oakland	1973-77	5	7

## 2018 AFC EAST CHAMPIONS

The New England Patriots claimed the AFC East Division title for the 10th consecutive season and for the 18th time under Robert Kraft in 2018. New England joined the Atlanta Braves as the only franchises from the NFL, NBA, MLB or NHL to win at least 10 straight division titles. Atlanta won 14 consecutive Division championships.

### DIVISION CHAMPIONSHIPS SINCE 1994

<b>New England</b>	<b>18</b>
Pittsburgh	13
Green Bay	12
Indianapolis	10



# PATRIOTS PLAYOFF NOTES

## PLAYOFF TRENDS SINCE 1970

### PATRIOTS PLAYOFF TRENDS (SINCE 1970 NFL MERGER)

<i>All-Time (33-19)</i>	<i>Record</i>
vs. AFC.....	28-14
vs. NFC.....	5-5
Home.....	22-4
Away.....	6-10
Leading at Halftime.....	24-4
Trailing at Halftime.....	6-13
Tied at Halftime.....	3-2
Leading After 3 Quarters.....	24-4
Tied After 3 Quarters.....	3-0
Trailing After 3 Quarters.....	6-15
Decided by 7 Points or Fewer.....	14-9
Decided by 3 Points or Fewer.....	7-4
When Scoring First.....	24-7
When Not Scoring First.....	9-12
Positive Turnover Ratio.....	21-1
Even Turnover Ratio.....	5-5
Negative Turnover Ratio.....	7-13
Winning or Even Penalty Ratio.....	26-4
Losing Penalty Ratio.....	7-15
With a 100-Yard Rusher.....	9-0
Without a 100-Yard Rusher.....	24-19
With a 100-Yard Receiver.....	17-8
Without a 100-Yard Receiver.....	16-11
When Allowing a 100-Yard Rusher.....	4-5
When Not Allowing a 100-Yard Rusher.....	29-14
When Allowing a 100-Yard Receiver.....	7-8
When Not Allowing a 100-Yard Receiver.....	26-11
With a 300-Yard Passer.....	10-4
Without a 300-Yard Passer.....	23-15
Allowing a 300-Yard Passer.....	7-3
Not Allowing a 300-Yard Passer.....	26-16

## MOST PLAYOFF WINS IN A DECADE

The Patriots won 14 playoff games in the decade from 2000-09, tying the 1970s Pittsburgh Steelers and Dallas Cowboys for the most playoff victories by any NFL team in a decade.

### MOST PLAYOFF VICTORIES IN A DECADE

<i>Team</i>	<i>Decade</i>	<i>Playoff Wins</i>	<i>Championships</i>
<b>New England</b>	<b>2000s</b>	<b>14</b>	<b>2001, 03, 04</b>
Dallas	1970s	14	1971, 77
Pittsburgh	1970s	14	1974-75, 1978-79
<b>New England</b>	<b>2010-present</b>	<b>13</b>	<b>2014, 16</b>
San Francisco	1980s	13	1981, 84, 1988-89
Dallas	1990s	12	1992-93, 95
Washington	1980s	11	1982, 87
Buffalo	1990s	10	--
Philadelphia	2000s	10	-
Pittsburgh	2000s	10	2005, 08

## SUSTAINED PLAYOFF SUCCESS

The Patriots won 11 playoff games from 2003-07, tying the NFL's highest playoff victory total over a five-season span.

### MOST PLAYOFF VICTORIES IN A FIVE-YEAR SPAN

<i>Team</i>	<i>5-Year Span</i>	<i>Playoff Wins</i>	<i>SB Wins</i>
<b>New England</b>	<b>2003-07</b>	<b>11</b>	<b>2</b>
Dallas	1991-95	11	3
Dallas	1992-96	11	3
<b>New England</b>	<b>2013-17</b>	<b>10</b>	<b>2</b>
<b>New England</b>	<b>2001-05</b>	<b>10</b>	<b>3</b>
Pittsburgh	1974-78	10	3
Pittsburgh	1975-79	10	3
<b>New England</b>	<b>2012-16</b>	<b>9</b>	<b>2</b>
Buffalo	1990-94	9	0
Green Bay	1993-97	9	1
Baltimore	2008-12	9	1

## PATS REACH 50 PLAYOFF GAMES

The Patriots are one of five NFL teams with 50 postseason games. Super Bowl LII was the Patriots 54th postseason game.

### MOST POSTSEASON GAMES PLAYED

<i>Team</i>	<i>Games Played</i>
Dallas.....	61
Pittsburgh.....	61
Green Bay.....	56
<b>New England.....</b>	<b>54</b>
San Francisco.....	50

## PATRIOTS AT HOME IN THE PLAYOFFS

The Patriots are 22-4 (.846) at home in the playoffs in their history. Twenty five of the franchise's 26 home playoff games have taken place since Robert Kraft purchased the team 24 years ago. After Kraft bought the team, the Patriots won 11 consecutive home playoff games before experiencing a home loss.

### PATRIOTS AT HOME IN THE PLAYOFFS (22-4)

<i>Date</i>	<i>Round</i>	<i>Opponent</i>	<i>W/L</i>	<i>Score</i>
01/21/18	AFC Championship	Jacksonville	W	24-20
01/13/18	AFC Divisional	Tennessee	W	35-14
01/22/17	AFC Championship	Pittsburgh	W	36-17
01/14/17	AFC Divisional	Houston	W	34-16
01/16/16	AFC Divisional	Kansas City	W	27-20
01/18/15	AFC Championship	Indianapolis	W	45-7
01/10/15	AFC Divisional	Baltimore	W	35-31
01/11/14	AFC Divisional	Indianapolis	W	43-22
01/20/13	AFC Championship	Baltimore	L	13-28
01/13/13	AFC Divisional	Houston	W	41-28
01/22/12	AFC Championship	Baltimore	W	23-20
01/14/12	AFC Divisional	Denver	W	45-10
01/16/11	AFC Divisional	N.Y. Jets	L	21-28
01/10/10	AFC Wild Card	Baltimore	L	14-33
01/20/08	AFC Championship	San Diego	W	21-12
01/12/08	AFC Divisional	Jacksonville	W	31-20
01/07/07	AFC Wild Card	N.Y. Jets	W	37-16
01/07/06	AFC Wild Card	Jacksonville	W	28-3
01/16/05	AFC Divisional	Indianapolis	W	20-3
01/18/04	AFC Championship	Indianapolis	W	24-14
01/10/04	AFC Divisional	Tennessee	W	17-14
01/19/02	AFC Divisional	Oakland	W	16-13 (OT)
12/28/97	AFC Wild Card	Miami	W	17-3
01/12/97	AFC Championship	Jacksonville	W	20-6
01/05/97	AFC Divisional	Pittsburgh	W	28-3
12/31/78	AFC Divisional	Houston	L	14-31

## HOME DOMINANCE

The Patriots have a 22-4 (.846) all-time record in home playoff games. The Patriots .846 winning percentage at home in the post-season is first among teams with at least 15 home playoff games and their 22 wins are the most. The Patriots are one of four teams with at least 20 wins at home. Pittsburgh has 21 home wins in the postseason, followed by Dallas (20) and San Francisco (20).

### BEST HOME PLAYOFF RECORDS

<i>Team</i>	<i>Record</i>	<i>Win Pct.</i>
<b>New England.....</b>	<b>22-4.....</b>	<b>.846</b>
Oakland.....	19-5.....	.792
Green Bay.....	18-5.....	.783
Denver.....	17-5.....	.773
Washington.....	13-5.....	.722
Dallas.....	20-9.....	.690
San Francisco.....	20-9.....	.690



# PATRIOTS PLAYOFF NOTES

## AT HOME IN THE PLAYOFFS

### LONGEST CONSECUTIVE HOME PLAYOFF WINNING STREAKS

Team	Wins	Seasons
Green Bay .....	13 .....	1939-2001
New England .....	11 .....	1996-2008
Buffalo .....	9 .....	1988-1995
New England .....	8 .....	2014-present
Washington .....	8 .....	1942-1983

## PATRIOTS IN THE WILD CARD ROUND

### WILD CARD PLAYOFF RESULTS (4-4)

Date	Round	Opponent	W/L	Score
01/10/10	AFC Wild Card	Baltimore	L	14-33
01/07/07	AFC Wild Card	N.Y. Jets	W	37-16
01/07/06	AFC Wild Card	Jacksonville	W	28-3
01/03/99	AFC Wild Card	at Jacksonville	L	10-25
12/28/97	AFC Wild Card	Miami	W	17-3
01/01/95	AFC Wild Card	at Cleveland	L	13-20
12/28/85	AFC Wild Card	at N.Y. Jets	W	26-14
01/08/83*	First Round	at Miami	L	13-28

\*16-Team Format

## PATRIOTS IN THE DIVISIONAL ROUND

### DIVISIONAL PLAYOFF RESULTS (15-6)

Date	Round	Opponent	W/L	Score
01/13/18	AFC Divisional	Tennessee	W	35-14
01/14/17	AFC Divisional	Houston	W	34-16
01/16/16	AFC Divisional	Kansas City	W	27-20
01/10/15	AFC Divisional	Baltimore	W	35-31
01/11/14	AFC Divisional	Indianapolis	W	43-22
01/13/13	AFC Divisional	Houston	W	41-28
01/14/12	AFC Divisional	Denver	W	45-10
01/16/11	AFC Divisional	N.Y. Jets	L	21-28
01/12/08	AFC Divisional	Jacksonville	W	31-20
01/14/07	AFC Divisional at	San Diego	W	24-21
01/14/06	AFC Divisional at	Denver	L	13-27
01/16/05	AFC Divisional	Indianapolis	W	20-3
01/10/04	AFC Divisional	Tennessee	W	17-14
01/19/02	AFC Divisional	Oakland	W	16-13 (OT)
01/03/98	AFC Divisional at	Pittsburgh	L	6-7
01/05/97	AFC Divisional	Pittsburgh	W	28-3
01/04/87	AFC Divisional at	Denver	L	17-22
01/05/86	AFC Divisional at	L.A. Raiders	W	27-20
12/31/78	AFC Divisional	Houston	L	14-31
12/18/76	AFC Divisional at	Oakland	L	21-24
12/28/63	AFC Divisional at	Buffalo	W	26-8

## PATRIOTS IN THE AFC TITLE GAME

### AFC CHAMPIONSHIP GAME RESULTS (10-4)

Date	Round	Opponent	W/L	Score
01/21/18	AFC Championship	Jacksonville	W	24-20
01/22/17	AFC Championship	Pittsburgh	W	36-17
01/24/16	AFC Championship at	Denver	L	18-20
01/18/15	AFC Championship	Indianapolis	W	45-7
01/19/14	AFC Championship at	Denver	L	16-26
01/20/13	AFC Championship	Baltimore	L	13-28
01/22/12	AFC Championship	Baltimore	W	23-20
01/20/08	AFC Championship	San Diego	W	21-12
01/21/07	AFC Championship at	Indianapolis	L	34-38
01/23/05	AFC Championship at	Pittsburgh	W	41-27
01/18/04	AFC Championship	Indianapolis	W	24-14
01/27/02	AFC Championship at	Pittsburgh	W	24-17
01/12/97	AFC Championship	Jacksonville	W	20-6
01/12/86	AFC Championship at	Miami	W	31-14

## PATRIOTS IN THE SUPER BOWL

### SUPER BOWL RESULTS (5-5)

Date	Round	Opponent	W/L	Score
02/04/18	Super Bowl LII	Philadelphia	L	33-41
02/05/17	Super Bowl LI	Atlanta	W	34-28 (OT)
02/01/15	Super Bowl XLIX	Seattle	W	28-24
02/05/12	Super Bowl XLVI	N.Y. Giants	L	17-21
02/03/08	Super Bowl XLII	N.Y. Giants	L	14-17
02/06/05	Super Bowl XXXIX	Philadelphia	W	24-21
02/01/04	Super Bowl XXXVIII	Carolina	W	32-29
02/03/02	Super Bowl XXXVI	St. Louis	W	20-17
01/26/96	Super Bowl XXXI	Green Bay	L	21-35
01/26/86	Super Bowl XX	Chicago	L	10-46

## WRAPPING IT UP

The Patriots clinched the division title for the 21st time in their history after a 24-12 win vs. Buffalo (12/23/18). It is the tenth consecutive year that the Patriots have won the division.

### DIVISION-CLINCHING GAMES

Year	Date Clinched	Opponent	Score	Record	2nd Place
2018	12/23/18	BUF	24-12	11-5	MIA (7-9)
2017	12/17/17	at PIT	27-24	13-3	BUF (9-7)
2016	12/18/16	at DEN	16-3	14-2	MIA (10-6)
2015	12/13/15	at HOU	27-6	12-4	NYJ (10-6)
2014	12/14/14	MIA	41-13	12-4	BUF (9-7)
2013	12/15/13	at BAL	41-7	12-4	NYJ (8-8)
2012	12/02/12	at MIA	23-16	12-4	MIA (7-9)
2011	12/18/11	at DEN	41-23	13-3	NYJ (8-8)
2010	12/26/10	at BUF	34-3	14-2	NYJ (11-5)
2009	12/27/09	JAX	35-7	10-6	NYJ (9-7)
2007	11/25/07	PHI	31-28	16-0	BUF (7-9)
2006	12/24/06	at JAX	24-21	12-4	NYJ (10-6)
2005	12/17/05	TB	28-0	10-6	MIA (9-7)
2004	12/12/04	CIN	35-28	14-2	NYJ (10-6)
2003	12/07/03	MIA	12-0	14-2	MIA (10-6)
2001	01/06/02@	at CAR	38-6	11-5	MIA (11-5)
1997	12/22/97@	at MIA	14-12	10-6	MIA (9-7)
1996	12/15/96	at DAL	6-12	11-5	BUF (10-6)
1986	12/22/86@	at MIA	34-27	11-5	NYJ (10-6)
1978	12/10/78	BUF	26-24	11-5	MIA (11-5)
1963	12/28/63*	at BUF	26-8	7-6-1	BUF (7-6-1)

@Season Finale

\*Division-deciding AFL playoff in Buffalo, N.Y.

## CONSECUTIVE PLAYOFF SEASONS

The Patriots have now made the playoffs for ten straight seasons (2009-18), setting an NFL record for most consecutive seasons reaching the postseason.

### MOST CONSECUTIVE PLAYOFF SEASONS IN NFL HISTORY

Team	Consec. Playoff Seasons (Years)
New England.....	10 (2009-18)
Dallas .....	9 (1975-83)
Indianapolis.....	9 (2002-10)
Green Bay .....	8 (2009-16)
Pittsburgh .....	8 (1972-79)
L.A. Rams.....	8 (1973-80)
Dallas .....	8 (1966-73)

## 7 STRAIGHT AFC CHAMP. GAMES

The Patriots advanced to the AFC Championship for the seventh straight season in 2017, the most consecutive conference title appearances by an NFL team in history.

## MOST CONSECUTIVE CONFERENCE CHAMPIONSHIP GAME APPEARANCES SINCE 1970 MERGER

Team	Years	Results
New England	(7) 2011-17	(4-3) W, L, L, W, L, W, W
Oakland	(5) 1973-77	(1-4) L, L, L, W, L
Philadelphia	(4) 2001-04	(1-3) L, L, L, W
Buffalo Bills	(4) 1990-93	(4-0) W, W, W, W
Dallas	(4) 1970-73	(2-2) W, W, L, L
Dallas	(4) 1992-95	(3-1) W, W, L, W
San Francisco	(3) 2011-13	(1-2) L, W, L
Dallas	(3) 1980-82	(0-3) L, L, L
Green Bay	(3) 1995-97	(2-1) L, W, W
Miami	(3) 1971-73	(3-0) W, W, W
Pittsburgh	(3) 1974-76	(2-1) W, W, L
San Francisco	(3) 1992-94	(1-2) L, L, W
San Francisco	(3) 1988-90	(2-1) W, W, L
St. Louis	(3) 1974-76	(0-3) L, L, L

## PATRIOTS EARN ANOTHER BYE

The Patriots secured a first round playoff bye in 2018 for the 13th time since 2001—a feat unmatched by any team in the NFL in the last 18 years.

## MOST PLAYOFF BYES SINCE 2001

Team	Playoff Byes
New England	13
Denver	5
Pittsburgh	5
Atlanta	4
Chicago	4
Philadelphia	4

## MOST BYES SINCE 1990

The Patriots earned a first-round bye in the 2018 NFL playoffs and lead the NFL with 14 first-round byes since the current NFL playoff format was instituted in 1990. The Patriots earned a first-round bye for the ninth consecutive season, becoming the first team in NFL history to do so. Dallas and San Francisco earned four straight byes from 1992 through 1995 and Denver had four straight from 2012 through 2015.

## MOST BYES SINCE 1990

Team	Playoff Byes
New England	14
Pittsburgh	9
Denver	8
San Francisco	8

## TITLE TOWN

The Patriots extended their mark to 10 straight division titles in 2018.

## MOST CONSECUTIVE DIVISION TITLES

Team	Division	Titles	Years
New England	AFC East	10	2009-18
L.A. Rams	NFC West	7	1973-79
Pittsburgh	AFC Central	6	1974-79
Minnesota	NFC Central	6	1973-78
Dallas	NFL Capitol/NFC East	6	1966-71
Cleveland	American/Eastern Conf.	6	1950-55
New England	AFC East	5	2003-07
Denver	AFC West	5	2011-15
Indianapolis	AFC South	5	2003-07
Dallas	NFC East	5	1992-96
San Francisco	NFC West	5	1986-90
Chicago	NFC Central	5	1984-88
Oakland	AFC West	5	1972-76

The Patriots have won the AFC East for ten straight seasons, besting the five straight the team won from 2003-07 for the longest streak in AFC East division history. The Patriots have won 16 of the last 18 division crowns. The Patriots have won 18 division titles in the 25 seasons since Robert Kraft bought the team in 1994.

## MOST CONSECUTIVE AFC EAST TITLES

Team	Streak	Years
New England	10	2009-18
New England	5	2003-07
Buffalo	4	1988-91
Miami	4	1981, 83-85*
Miami	4	1971-74
Baltimore Colts	3	1975-77
Buffalo Bills	3	1964-66@

\*Due to 1982 strike, the NFL played just a nine-game season and the standings were not divided into divisions that season.

@AFL

## ALL-TIME SUPER BOWL BERTHS

The Patriots advanced to their 10th Super Bowl with a win over Jacksonville in the 2017 AFC Championship Game, a total that is the most in the NFL.

## MOST SUPER BOWL APPEARANCES

Team	Super Bowls
New England	10
Dallas	8
Denver	8
Pittsburgh Steelers	8
San Francisco 49ers	6
GB, NYG, OAK, WAS, MIA	5

## WINNING TANDEM

Bill Belichick and Tom Brady are the winningest coach and quarterback tandem in the postseason and continued to build on their success in 2017.

## MOST SUPER BOWL APPEARANCES

QB/HC	Playoff Wins
Bill Belichick/Tom Brady	27
Chuck Noll/Terry Bradshaw	14
Tom Landry/Roger Staubach	11





# PATRIOTS PLAYOFF NOTES

## PATRIOTS PLAYOFF PARTICIPATION

### PATRIOTS WHO HAVE PLAYED IN PLAYOFFS (42)

<b>Player</b>	<b>Pos.</b>	<b>Exp.</b>	<b>GP/GS</b>
Allen, Dwayne	TE	7	7/3
Allen, Ryan	P	6	13/0
Andrews, David	C	4	8/6
Brady, Tom	QB	19	37/37
Brown, Malcom	DL	4	8/8
Burkhead, Rex	RB	6	4/1
Butler, Adam	DL	2	3/0
Cannon, Marcus	OL	8	15/7
Cardona, Joe	LS	4	8/0
Chung, Patrick	S	10	19/16
Clayborn, Adrian	DE	8	3/2
Develin, James	FB	6	11/4
Dorsett, Phillip	WR	4	2/0
Ebner, Nate	DB	7	12/0
Edelman, Julian	WR	10	15/11
Ferentz, James	OL	3	1/0
Flowers, Trey	DL	4	6/6
Gilmore, Stephon	CB	7	3/3
Gostkowski, Stephen	K	13	25/0
Gronkowski, Rob	TE	9	13/13
Guy, Lawrence	DL	8	8/4
Harmon, Duron	DB	6	13/6
Hightower, Dont'a	LB	7	12/12
Hogan, Chris	WR	6	6/5
Hollister, Jacob	TE	2	1/0
Hoyer, Brian	QB	10	2/1
Humber, Ramon	LB	10	9/2
Jones, Jonathan	DB	3	4/0
Karras, Ted	G	3	6/0
King, Brandon	DB	4	8/0

## PATRIOTS PLAYOFF PARTICIPATION

Mason, Shaq	OL	4	8/8
McClellan, Albert	LB	8	8/0
McCourty, Devin	DB	9	19/19
Patterson, Cordarrelle	WR	6	1/0
Roberts, Elandon	LB	3	6/5
Simon, John	DE	6	1/0
Slater, Matthew	WR	11	20/1
Thuney, Joe	OL	3	6/6
Van Noy, Kyle	LB	5	7/3
Waddle, LaAdrian	OL	6	2/1
White, James	RB	5	8/1
Wise, Jr., Deatrich	DL	2	3/0

### PATRIOTS ON IR OR PUP WITH PLAYOFF EXPERIENCE (3)

<b>Player</b>	<b>Pos.</b>	<b>Exp.</b>	<b>GP/GS</b>
Hill, Jeremy	RB	5	2/2
Rowe, Eric	DB	4	6/2
Schwenke, Brian	OL	6	2/0

### PATRIOTS WHO HAVE NOT PLAYED IN PLAYOFFS (11)

<b>Player</b>	<b>Pos.</b>	<b>Exp.</b>	<b>GP/GS</b>
Brown, Trent	OL	4	0/0
Crossen, Keion	DB	R	0/0
Davis, Keionta	DL	2	0/0
Dawson Jr., Duke	DB	R	0/0
Jackson, J.C.	DB	R	0/0
Kamalu, Ufomba	DL	3	0/0
McCourty, Jason	DB	10	0/0
Melifonwu, Obi	DB	2	0/0
Michel, Sony	RB	R	0/0
Rivers, Derek	DE	2	0/0
Shelton, Danny	DL	4	0/0

## PATRIOTS POSTSEASON GAME EXPERIENCE

The Patriots have four players (Tom Brady, Stephen Gostkowski, Devin McCourty and Matthew Slater) that have played in seven straight AFC Championship Games.

The Patriots have 19 veteran players that came from the draft or signed as a rookie free agent on the 53-man roster that have never experienced anything but the Patriots advancing to the AFC Championship Game: Ryan Allen, David Andrews, Malcom Brown, Adam Butler, Joe Cardona, Marcus Cannon, Nate Ebner, Trey Flowers, Duron Harmon, Dont'a Hightower, Jacob Hollister, Jonathan Jones, Ted Karras, Brandon King, Shaq Mason, Elandon Roberts, Joe Thuney, James White and Deatrich Wise Jr.

Nine players on the Patriots 53-man roster were part of their first Super Bowl team last season: TE Dwayne Allen, RB Rex Burkhead, DL Adam Butler, OL Cole Croston, WR Phillip Dorsett, CB Stephon Gilmore, DL Lawrence Guy, TE Jacob Hollister and DL Deatrich Wise Jr.



# PATRIOTS PLAYOFF INSIDE THE NUMBERS

## TEAM

3

The Patriots had three players finish with 100 receiving yards in Super Bowl LII with Danny Amendola (152), Chris Hogan (128) and Rob Gronkowski (116) all going over 100 yards. It is the first time ever in Super Bowl history that a team had three players have 100-yard days.

5

The New England Patriots have won five Super Bowls, joining Pittsburgh (6), Dallas (5) and San Francisco (5) as the only teams with at least five Super Bowls.

6

The Patriots set six team records in Super Bowl LI: Most first downs (37), Most first downs passing (26), most offensive plays (93), most pass attempts (63), most pass completions (43) and most passing yards (442).

10

The Patriots have earned a Super Bowl berth 10 times in their 58-year history, the most Super Bowl berths in NFL history.

14

The Patriots earned a first-round bye in the 2018 NFL playoffs, and they lead the NFL with 14 first-round byes since the current playoff format was instituted in 1990.

14

The Patriots reached their 14th Conference Championship game in 2017, tied with Dallas (14), behind Pittsburgh (16) and San Francisco (15).

14

The Patriots overcame two 14-point deficits in the 35-31 win over Baltimore (1/10/15) in the Divisional game to become the first team ever to erase a pair of 14-point deficits in a single playoff game.

25

The Patriots 25-point comeback in Super Bowl LI is the largest ever in a Super Bowl and the third largest comeback in NFL postseason history.

26

New England has made the playoffs 26 times in its 59-year history, with 20 of those berths coming in the 25 seasons since Robert Kraft purchased the team in 1994.

38

New England's 45-7 victory over Indianapolis in the 2014 AFC title game is the third largest margin of victory in a Conference Championship Game since the merger.

180

WR Chris Hogan set a franchise postseason record with 180 receiving yards in the 2016 AFC Championship Game vs. Pittsburgh (1/22/17).

500

The Patriots 500 passing yards in Super Bowl LII were the most ever in a Super Bowl.

613

The Patriots 613 yards of total offense in Super Bowl LII are the most ever in a Super Bowl.

## BILL BELICHICK

5

Belichick won his fifth Super Bowl in 2016, the most Super Bowls among all NFL head coaches.

8

Belichick has eight Super Bowl berths as a head coach, most all time. Don Shula is second with six Super Bowl berths as a head coach.

11

Belichick participated in his 11th Super Bowl overall in Super Bowl LII, including eight as a head coach and three as an assistant coach.

28

Belichick passed Tom Landry (20) for the most postseason wins by a head coach in NFL history with three wins in the 2014 postseason.

## TOM BRADY

4

Brady was named MVP of the Super Bowl for the fourth time in his career in Super Bowl LI, the most Super Bowl MVP awards of any player.

5

Brady won his fifth Super Bowl in 2016 to become the only NFL quarterback with five Super Bowl wins.

8

Brady won his eighth conference title in 2017, the most conference titles by a quarterback. Brady's start in Super Bowl LI moved him out of a tie with DL Mike Lodish for the most Super Bowls played with seven. Lodish played in six (four with Buffalo and two with Denver).

## TOM BRADY

12

Brady reached his 12th conference title game in 2017. Gene Upshaw and George Blanda are second with 10 appearances.

14

The number of 300-yard games that Tom Brady has accumulated in the postseason, the most in NFL history.

16

Brady set a Super Bowl record with 16 straight pass completions in Super Bowl XLVI vs. the New York Giants.

27

The number of playoff wins for Tom Brady, the most of any quarterback in NFL history. That is more than the combined total of postseason wins of 15 teams since 2001.

37

The number of playoff starts for Tom Brady, the most of any quarterback in NFL history and any NFL player overall.

71

Brady is first in NFL history with 71 postseason touchdown passes.

400

Brady has two of the three 400 yard passing games in Super Bowl history with 466 yard in Super Bowl LI and 505 yards in Super Bowl LII. Kurt Warner passed for 414 yards in Super Bowl XXIV.

505

Brady set a Super Bowl record with 505 passing yards in Super Bowl LII, breaking the record of 466 yards he had in Super Bowl LI.

## JULIAN EDELMAN IN THE PLAYOFFS

89

Edelman has 89 career postseason receptions, good for third all-time in NFL history, trailing only Reggie Wayne (93) and Jerry Rice (151).

366

Edelman ranks first all-time in postseason punt return yards with 366 yards on 29 career punt returns.

## STEPHEN GOSTKOWSKI

34

Gostkowski has 34 career postseason field goals, tied with Gary Anderson for the third most in the postseason, behind Adam Vinatieri (56) and David Akers (39).

180

The number of postseason points for Stephen Gostkowski, second all-time in postseason points, behind the 234 by Adam Vinatieri.

## ROB GRONKOWSKI

12

The number of touchdown receptions by Gronkowski, the most touchdown receptions by a tight end in NFL postseason history.

68

Gronkowski has 68 career postseason receptions, the most all time among tight ends in the postseason.

74.8

Amongst tight ends who have played in at least five postseason contests, Gronkowski has the highest receiving yards-per-game of any tight end in postseason history with an average of 74.8

972

The number of postseason receiving yards by Gronkowski, the most in postseason history by a tight end.

## JAMES WHITE IN THE PLAYOFFS

3

White tied a Super Bowl record with three touchdowns (two rushing and one receiving) in Super Bowl LI.

14

White set a Super Bowl record with 14 receptions in Super Bowl LI.

20

White set a Super Bowl record by scoring 20 points with two rushing touchdowns, one touchdown reception and one two-point conversion in Super Bowl LI.



# PATRIOTS TEAM & INDIVIDUAL RANKINGS

## TEAM OFFENSE

Category	Stat	League/Year	Rank
Points	436	NFL in 2018	4th
Points Per Game	27.3	NFL in 2018	4th
First Downs	365	NFL in 2018	8th
Touchdowns	51	NFL in 2018	T-7th
Touchdowns	51	Team History	T-9th
Touchdowns Per Game	3.19	NFL in 2018	T-7th
Total Yards	6,295	NFL in 2018	5th
Total Yards	6,295	Team History	6th
Yards Per Game	393.4	NFL in 2018	5th
Yards Per Game	393.4	Team History	6th
Rushing First Downs	131	NFL in 2018	5th
Rushing First Downs	131	NFL in 2018	8th
Rushing First Down Percentage	27.4	NFL in 2018	7th
Rushing First Down Percentage	27.4	Team History	4th
Rushing Yards	2,037	NFL in 2018	5th
Rushing Yards Per Game	127.3	NFL in 2018	5th
10+ Yard Rushes	64	NFL in 2018	T-3rd
10+ Yard Rushes	58	Team History	2nd
Rushing Touchdowns	18	NFL in 2018	T-4th
Passing Yards	4,405	NFL in 2018	T-9th
Passing Yards	4,405	Team History	9th
Pass Yards Per Completion	11.65	NFL in 2018	10th
Completion Percentage	65.9	Team History	5th
25+ Yard Completions	33	Team History	T-10th
Interception Percentage	1.9	Team History	9th
Turnovers	18	NFL in 2018	T-7th
Turnovers	18	Team History	10th
Penalties	93	NFL in 2018	4th

## TEAM DEFENSE

Category	Stat	League/Year	Rank
Touchdowns	36	NFL in 2018	T-7th
Points per Game	20.3	NFL in 2018	7th
Interceptions	18	NFL in 2018	T-3rd
Interception Percentage	3.0	NFL in 2018	6th
Rushing Touchdowns	7	NFL in 2018	2nd
Rushing Touchdowns	7	Team History	T-7th
Passer Rating	85.4	NFL in 2018	7th
Completion Percentage	61.2	NFL in 2018	2nd
Yards per Attempt	6.91	NFL in 2018	5th
25+ Yard Completions	24	NFL in 2018	T-4th

## SPECIAL TEAMS

Category	Stat	League/Year	Rank
Kickoff Return Average	27.0	NFL in 2018	2nd
Kickoff Return Average	27.0	Team History	1st
Special Teams Total Tackles	89	NFL in 2018	2nd

## RYAN ALLEN

Category	Stat	League/Year	Rank
Punting Average	45.1	Team History	7th

## TOM BRADY

Category	Stat	League/Year	Rank
Touchdowns	29	NFL in 2018	10th
Passer Rating	97.7	Team History	8th
Passing Yards	4,355	NFL in 2018	7th
Passing Yards	4,355	Team History	8th
Passing Yards Per Game	272.2	NFL in 2018	7th
Passing Yards Per Game	272.2	Team History	9th
Completion Percentage	65.8	Team History	5th
Completions	375	NFL in 2018	8th
Completions	375	Team History	8th
25+ Yard Completions	32	NFL in 2018	T-10th
TD/Int. Ratio	2.64	Team History	10th

## STEPHON GILMORE

Category	Stat	League/Year	Rank
Passes Defensed	20	NFL in 2018	2nd
Passes Defensed	20	Team History	6th

## STEPHEN GOSTKOWSKI

Category	Stat	League/Year	Rank
Field Goals Made	27	NFL in 2018	T-10th
Kicking Points	130	NFL in 2018	5th
Extra Points Made	49	NFL in 2018	3rd
Extra Points Percentage	98.0	NFL in 2018	4th

## ROB GRONKOWSKI

Category	Stat	League/Year	Rank
Receiving Yards	682	Tight Ends in 2018	6th
Yards Per Catch	14.5	Tight Ends in 2018	4th
Receiving Yards Per Game	52.5	Tight Ends in 2018	5th
Receiving Yards Per Game	52.5	TE/Team History	9th
25+ Yard Receptions	6	Tight Ends in 2018	5th
Receptions Per Game	3.6	Tight Ends in 2018	9th
Receiving First Downs	34	Tight Ends in 2018	6th
Receiving First Down Percentage	72.3	Tight Ends in 2018	3rd
Receiving First Down Percentage	72.3	TE/Team History	6th

## SONY MICHEL

Category	Stat	League/Year	Rank
Rushing Yards Per Game	71.6	NFL in 2018	9th
Rushing First Downs	54	NFL in 2018	7th
First Down Percentage	25.8	Team History	6th

## CORDARRELLE PATTERSON

Category	Stat	League/Year	Rank
Kickoff Return Average	28.8	NFL in 2018	3rd
Kickoff Return Average	28.8	Team History	2nd
Kickoff Return Yards	663	NFL in 2018	T-5th
Total Return Yards	663	NFL in 2018	10th
Rushing Yards	228	Wide Receivers in 2018	1st
Rushing Yards	228	WR/Team History	1st
10+ Yards Rushes	10	Wide Receivers in 2018	1st
10+ Yards Rushes	10	WR/Team History	1st

## JAMES WHITE

Category	Stat	League/Year	Rank
Receptions	87	Running Backs in 2018	3rd
Receptions	87	RB/Team History	1st
Receptions Per Game	5.4	Running Backs in 2018	3rd
Receptions Per Game	5.4	RB/Team History	1st
Receiving Yards	751	Running Backs in 2018	2nd
Receiving Yards	751	RB/Team History	1st
Receiving Yards Per Game	46.9	Running Backs in 2018	3rd
Receiving Yards Per Game	46.9	RB/Team History	1st
Receiving First Downs	38	Running Backs in 2018	2nd
Receiving First Downs	38	RB/Team History	1st
Receiving First Down Percentage	43.7	Running Backs in 2018	7th
Receiving First Down Percentage	43.7	RB/Team History	10th
Receiving Touchdowns	7	Running Backs in 2018	T-1st
Receiving Touchdowns	7	RB/Team History	T-1st
Yards After Catch	666	NFL in 2018	4th
Yards After Catch	666	Running Backs in 2018	3rd
Yards After Catch	666	RB/Team History	1st



# PATRIOTS TEAM NOTES

## WHAT TO LOOK FOR IN 2018

- The Patriots are tied with Dallas (5) and San Francisco (5) with five Super Bowl wins and need one more to tie the Pittsburgh Steelers (6) for the most Super Bowl wins in NFL history.
- The Patriots have played in the most Super Bowls in NFL history with 10 and look to add to that number in 2018.
- The Patriots will try to join Miami (3) and Buffalo (4) as the only teams to reach three consecutive Super Bowls.
- The Patriots extended their NFL record by reaching seven straight conference title games in 2017 (2011-17) and look to add to that total in 2018.
- The New England Patriots enter 2018 with 34 postseason wins and need two more postseason wins to tie Pittsburgh for the most postseason wins all-time.
- The Patriots have won 13 postseason games this decade and need one more playoff win to match the NFL record by New England (2000s), Dallas (1970s) and Pittsburgh (1970s) with 14.
- The 2017 New England Patriots set an NFL record by advancing in the postseason for the seventh straight season (2011-17) and will look to add to that number in 2018.
- The Patriots have 126 wins (regular and postseason) in this decade and need one more victory overall to pass the 2000-09 Patriots for the most wins in a decade in NFL history (126).
- The Patriots have 113 regular-season wins this decade and need three more regular-season victories over the next two seasons to move past the Indianapolis Colts record of 115 wins from 2000-09 for the most regular season wins in a decade.

## 2018 ACCOMPLISHMENTS

- The Patriots extended their NFL record to 10 straight division titles (2009-18) with the win vs. Buffalo on Dec. 23, 2018.
- The Patriots have made the playoffs for 10 straight seasons (2009-18), an NFL record. Dallas (1975-83) and Indianapolis (2002-10) are second with nine straight postseason berths.
- With double-digit wins, New England (2002-18) tied San Francisco (1983-98) for the most consecutive seasons with at least 10 wins with 16.
- The Patriots won 11 games in 2018 to extend their NFL record to nine consecutive seasons with at least 11 wins. Indianapolis is second with seven (2003-09).
- The New England Patriots victory over Kansas City (10/14/18) was their 218th win since 2000. New England moved past the San Francisco 49ers (217 wins - 1980s-90s) for the most regular-season wins over two consecutive decades and now have 225 with 16 regular-season games remaining in the decade.
- The Patriots win at the N.Y. Jets (11/25/18) put the team at 8-3 and secured a record of .500 or better for the 18th straight season, behind only Dallas, who had 21 straight seasons at .500 or better.
- The Patriots have now had a winning record for 18 straight seasons (2001-18) after a win vs. Minnesota (12/2/18) moved the team to 9-3, the most consecutive winning seasons since the 1970 merger.

## 2018 ACCOMPLISHMENTS

- Two Patriots were selected to the AFC Pro Bowl squad. QB Tom Brady joins Tony Gonzalez (14), Peyton Manning (14), Bruce Matthews (14) and Merlin Olsen (14) as the only NFL players with at least 14 Pro Bowl berths. CB Stephon Gilmore is headed to his second career Pro Bowl and first with the Patriots.
- Stephen Gostkowski was named AFC Special Teams Player of the Month for October. Gostkowski converted 11-of-12 field goal attempts, 15-of-15 extra points and kicked 17 touchbacks during the month, while New England finished October with a perfect 4-0 record.
- LB Dont'a Hightower was named AFC Special Teams Player of the Week for his performance in the Patriots 38-31 victory over the Chicago Bears in Week 7. Hightower blocked a Chicago punt attempt that was recovered by LB Kyle Van Noy and returned 29 yards for a touchdown. The score put the Patriots ahead, 31-24, and gave them the lead for good.
- The Patriots have earned a first-round bye an NFL-best 14 times since the current playoff format was instituted in 1990. Denver, Pittsburgh and San Francisco are second with eight byes since 1990.
- The Patriots ranked fifth in the NFL in 2018 with 127.3 yards rushing per game, the highest ranking that the New England rush offense has achieved since 1983.

## PATRIOTS 2018 CAPTAINS

The New England Patriots 2018 team captains were elected by their teammates.

### OFFENSE

- C David Andrews, QB Tom Brady and RB James White

### DEFENSE

- S Patrick Chung and DB Devin McCourty

### SPECIAL TEAMS

- Matthew Slater

Brady was chosen as a captain for the 17th straight season. McCourty and Slater are captains for the eighth time, while David Andrews was elected for the second consecutive year. Patrick Chung and James White were chosen as captains for the first time.

## DECADE-PLUS OF DOMINANCE

The Patriots record of 233-73 (.761) since 2002 is the best in the NFL over that span. Only three NFL teams have posted a winning percentage of .600 or better. The Patriots are the only team over .700.

### BEST RECORDS SINCE 2002 (INCLUDING POSTSEASON)

Team	W	L	T	Pct.
New England	233	73	0	.761
Pittsburgh	189	104	2	.644
Indianapolis	186	109	0	.631
Green Bay	174	118	2	.595
Philadelphia	169	120	1	.584
Seattle	169	125	1	.575
Baltimore	164	125	0	.567
Denver	163	123	0	.570
New Orleans	160	124	0	.563



## DECADES OF DOMINANCE

The Patriots now have 113 regular-season wins and 13 postseason wins so far in this decade (2010-present) for 126 total wins to match the record of 126 total wins in a decade set by the Patriots in the decade from 2000 through 2009.

### TEAMS OF THE DECADES

Team	Years	Reg. Season	Postseason	Total
New England	2010-present	113-31 (.785)	13-6 (.684)	126-37 (.773)
New England	2000-09	112-48 (.700)	14-4 (.778)	126-52 (.708)
Indianapolis	2000-09	115-45 (.719)	9-8 (.529)	124-53 (.701)
San Francisco	1990-99	113-47 (.706)	9-7 (.563)	122-54 (.693)

## REGULAR-SEASON SUCCESS

The Indianapolis Colts set the NFL mark for most regular-season wins in a decade with 115 from 2000-09. The Patriots have 113 regular-season wins so far this decade (2010-present) and need two more wins over the next season to pass the Colts.

## AFC EAST SUPREMACY

The New England Patriots own an 86-24 (.782) record in regular-season AFC East games since the beginning of the 2001 season, compiling the best intra-division record of any team in the NFL.

### NFL'S TOP DIVISIONAL RECORDS SINCE 2001

Team	W	L	T	Pct.
New England	86	24	0	.782
Pittsburgh	79	32	1	.710
Indianapolis	76	34	0	.691
Green Bay	72	36	2	.664

### AFC EAST DIVISIONAL RECORDS SINCE 2001

Team	W	L	T	Pct.	Div. Titles	Years
New England	86	24	0	.782	16	2001, 03-07, 09-18
N.Y. Jets	48	62	0	.436	1	2002
Miami	47	63	0	.427	1	2008
Buffalo	40	70	0	.364	0	---

The New England Patriots have won 15 division titles and have 15 playoff berths since realignment in 2002, most in the NFL.

### MOST DIVISION TITLES SINCE 2002 REALIGNMENT

Team	Division Titles	Playoff Berths
New England	15	15
Green Bay	9	12
Indianapolis	9	12
Pittsburgh	8	11
Seattle	8	11
Philadelphia	7	9

## ALL-TIME WINNING SEASONS

The Patriots have 33 seasons in which the team has finished above .500 since the 1970 merger, second only to the Pittsburgh Steelers (36). New England also leads the NFL with 18 winning seasons since 2001.

### MOST WINNING SEASONS SINCE THE 1970 MERGER

Team	Seasons
Pittsburgh	36
New England	33
Dallas	33
Miami	30
Minnesota	30
Denver	29

### MOST SEASONS OF 9+ WINS SINCE 2001

Team	Seasons
New England	18
Pittsburgh	14
Indianapolis	13
Seattle	13
Green Bay	12
Philadelphia	12

## EIGHT STRAIGHT 11-WIN SEASONS

The Patriots have won 11 games 20 times in team history, including a current streak of and NFL-record nine consecutive years dating back to 2010. The Patriots have had 11 or more wins 16 times in Robert Kraft's 25 seasons of ownership after having only four 11-win seasons prior to Kraft purchasing the team (1976, 78, 85-86).

### MOST 11-WIN SEASONS SINCE 1970 MERGER

Team	11+ Win Seasons
New England	20
Dallas	17
Pittsburgh	17
Denver	15
San Francisco	15

### MOST CONSECUTIVE 11-WIN SEASONS

Team	Years	Consec. Seasons w/11+ Wins
New England	2010-18	9
Indianapolis	2003-09	7
Dallas	1976-81	6
San Francisco	1994-98	5

## ROAD WARRIORS I

The Patriots ran a 14-game road win streak that started with a victory in the 2016 season opener at Arizona and ended with a loss at Miami on Dec. 11, 2017. The 14-game road win streak is a team record, breaking the old mark of 12 straight road wins from 2006-08. The 14-game streak is second in NFL history to the 18-game road win streak by the San Francisco 49ers (1988-90).

## ROAD WARRIORS II

Since the start of the 1994 season when Robert Kraft purchased the team, the Patriots have the best regular-season road record in the NFL. New England finished undefeated on the road in two seasons (2007 and 2016).

### BEST ROAD RECORDS SINCE 1994

Team	W	L	T	Pct
New England	124	76	0	.620
Pittsburgh	112	87	1	.563
Indianapolis	103	97	0	.515
Philadelphia	101	97	2	.510
Green Bay	100	100	0	.500

## WINNING THE CLOSE ONES

Since 2001, the New England Patriots own the NFL's best record (including postseason) in games decided by three points or fewer. The Patriots are the only team with a winning percentage above .700 in those games. New England is 7-2 in those close games in the playoffs. The only defeats are a 17-14 loss to the N.Y. Giants in Super Bowl XLII and a 20-18 loss in the 2015 AFC Championship Game at Denver.

### BEST RECORD IN GAMES DECIDED BY 3 POINTS OR FEWER (SINCE 2001; INCLUDING PLAYOFFS)

Team	W	L	T	Win Pct
New England	43	18	0	.705
Indianapolis	46	24	0	.657
Denver	40	29	0	.580
Seattle	41	32	1	.561
Pittsburgh	42	35	1	.545
Atlanta	40	32	1	.555
NY Jets	33	27	0	.550



# PATRIOTS TEAM NOTES

## GREAT WHEN IT'S LATE

Since Robert Kraft purchased the franchise in 1994, the New England Patriots own the NFL's best record from December through the end of the regular season. The Patriots are to 34-4 in the month of December at Gillette Stadium.

### MOST WINS FROM DECEMBER ON SINCE 1994 (REGULAR SEASON ONLY)

Team	W	L	T	Pct.
New England	86	28	0	.754
Green Bay	82	33	0	.713
Pittsburgh	77	38	0	.670

## 1ST AFL TEAM TO REACH 500

The Patriots have the most overall wins among the original eight AFL teams. They are the only original AFL team with 500 victories.

### OVERALL VICTORY TOTAL OF ORIGINAL AFL TEAMS (INCLUDING PLAYOFFS)

Team	W	L	T
New England	534	411	9
Denver	499	433	10
Oakland	491	442	11
Kansas City	478	437	12
SD/L.A. Chargers	458	459	11
Tennessee	446	483	6
Buffalo Bills	429	493	8
N.Y. Jets	413	504	8

## BETTER THAN AVERAGE

The Patriots are the only NFL team to finish with a record of .500 or better in each of the last 18 years (2001-18). Each of the other 31 NFL teams has had at least one losing season since 2001. The Patriots have the second-longest streak at .500 or better, behind the Dallas Cowboys' (1965-85) streak of 21 straight years,

### MOST CONSECUTIVE SEASONS WITH A .500 OR BETTER RECORD

Team	Seasons	Consecutive Seasons
Dallas	1965-85	21
New England	2001-present	18
Cleveland	1957-73	17

## NFL'S BEST AT HOME

Since Gillette Stadium opened in 2002, the Patriots own the NFL's best overall record at home. The Patriots own an overall record of 115-21 (.846) at home in regular-season games and a 133-24 (.847) record including playoffs. The Patriots are an NFL-best 177-48 at home since 1994, when Robert Kraft purchased the team.

### BEST HOME RECORDS SINCE 2002 (INCLUDING PLAYOFFS)

Team	W	L	T	Pct
New England	133	24	0	.847
Seattle	105	42	0	.714
Pittsburgh	104	42	1	.711
Indianapolis	103	44	0	.700
Baltimore	101	39	0	.721
Green Bay	99	45	2	.685
Denver	94	51	0	.648
Minnesota	90	50	0	.643
Philadelphia	90	57	0	.612

## INTERCONFERENCE RECORD

The New England Patriots own a 54-14 (.794) record vs. NFC teams since realignment in 2002, the best interconference record in the NFL during that time.

### NFL'S BEST INTERCONFERENCE RECORD SINCE 2002

Team	W	L	T	Pct.
New England	54	14	0	.794
Pittsburgh	46	21	1	.684
Indianapolis	43	25	0	.632
Philadelphia	40	27	1	.596

## BOUNCE BACK PATS

Since the beginning of 2003, the Patriots are 48-8 (.857) in regular-season games following a loss. They have dropped back-to-back regular-season games in 2006, 09, 11-12, 15 (twice) and 2018 (twice). As a starter in his career, Tom Brady is 48-12 in games following a loss.

## UNDEFEATED MONTHS

The Patriots have 25 undefeated months since 2000. It is the most undefeated months in the NFL over that span. Indianapolis is second with 15 undefeated months during that time.

### PATRIOTS UNDEFEATED MONTHS SINCE THE 2000 SEASON (EXCLUDING JANUARY)

2001	December
2003	October, November, December
2004	September, November
2005	December
2006	October
2007	September, October, November, December
2008	December
2010	October, December
2011	December
2012	November
2013	September
2014	October
2015	September, October
2016	September, December
2017	November
2018	October

## OFFENSE

### TAKING CARE OF BALL PAYS OFF

Since 2001, the Patriots are an NFL-best 134-23 when not throwing an interception.

### ZERO INT GAMES

Team	Games with 0 Ints	W-L-T	Win Pct.
New England	157	134-23-0	.854
Kansas City	136	90-46-0	.662
Green Bay	134	107-25-2	.806
Seattle	133	96-36-1	.725
Jacksonville	129	76-53-0	.589
San Francisco	126	85-40-1	.675
Philadelphia	123	86-37-0	.699
LA Chargers	122	90-32-0	.738
Indianapolis	122	96-26-0	.787
New Orleans	122	95-27-0	.779
Atlanta	122	86-35-1	.709
Minnesota	122	81-40-1	.668



# PATRIOTS TEAM NOTES

## PROTECTING THE BALL

Since 2008, the Patriots lead the NFL with 72 regular-season games without turning the ball over. The Patriots are 63-9 in those games.

### ZERO TURNOVER GAMES (SINCE 2008)

New England .....	72
Green Bay .....	62
Kansas City .....	60
Seattle .....	54
San Francisco .....	52

## 400-POINT SEASONS

The Patriots extended their NFL record to 12 straight seasons with at least 400 total points (2007-18) after finishing with 4th in the NFL in 2018 with 436 total points. The Chargers previously held the record by scoring at least 400 points in eight straight seasons from 2004-11. New Orleans has a current streak of eight straight seasons with 400 points.

## RUSH TO VICTORY

Since 2000, New England is 51-1 in the regular season when a Patriot eclipses 100 yards rushing. The only loss during the Bill Belichick era came at Miami on Dec. 20, 2004, when Corey Dillon rushed for 121 yards on 26 carries and the Patriots fell 29-28 to the Dolphins. Since then, New England is 38-0 with a 100-yard rusher. In 2018, RB Sony Michel had four 100-yard games and New England is 4-0 in those contests.

## THE 40/40 CLUB

The Patriots defeated the Kansas City Chiefs, 43-40, on Oct. 14, 2018 at Gillette Stadium. It was just the second time in franchise history that the Patriots have played in a game that both teams scored 40 or more points. The only other occurrence was a 43-43 tie vs. Oakland on Oct. 16, 1964.

## NO PUNTS; NO PENALTIES

The Patriots did not punt and were not charged with a penalty in the victory over Kansas City (10/14/18). It was the first time in the Super Bowl era that an NFL team played an entire game without punting or being charged an accepted penalty. It was the sixth time in franchise history that the Patriots were not charged with a penalty and the fifth time in franchise history that the Patriots did not punt in a regular-season game.

## WIDE RECEIVERS IN A RUSH

WR Cordarrelle Patterson (61 yards) and WR Julian Edelman (28 yards) combined for 89 yards rushing on 13 attempts in the win vs. Green Bay on Nov. 4, 2018. It marked the most rushing attempts and yards by wide receivers in a single game in New England history, besting the 51 yards on 12 attempts by the wide receivers (38 by Patterson and 13 by Edelman) the previous week vs. Buffalo.

### MOST RUSHING YARDS BY PATRIOTS WIDE RECEIVERS IN A SINGLE GAME

Opponent	Date	Rush Att	Rush Yds
Green Bay .....	11/04/18 .....	13 .....	89
Buffalo .....	12/23/18 .....	6 .....	79
Buffalo .....	10/29/18 .....	12 .....	51
Oakland .....	10/03/76 .....	2 .....	48

## THREE COMPLETED PASSES

QB Tom Brady, QB Brian Hoyer and WR Julian Edelman all completed at least one pass at Tennessee (11/11/18). It was the first time three Patriots have completed a pass in the same game since Oct. 8, 2000, vs. Indianapolis (QB Drew Bledsoe, P Lee Johnson and QB Michael Bishop).

# DEFENSE

## DEFENSE DOMINATES AGAIN

The 2017 Patriots finished fifth in the NFL by allowing 18.5 points per game. It was the 12th time since 2001 that the Patriots finished a season allowing 20 points or fewer per game, the most in the NFL during that span. The 2018 Patriots just missed that mark, allowing 20.3 points per game for the 7th fewest in the NFL.

## SEASONS ALLOWING 20 POINTS PER GAME OR FEWER SINCE 2001

Team	Seasons	Years
New England .....	12 .....	2001, 2003-04, 2006-10, 2014-17
Baltimore .....	12 .....	2001, 2003-06, 2008-11, 2014, 2017-18
Pittsburgh .....	11 .....	2001, 2004-08, 2010-12, 2015, 2017
Miami .....	8 .....	2001-03, 2005-06, 2008, 2011-12
Seattle .....	8 .....	2005, 2007, 2011-16
Jacksonville .....	8 .....	2001-02, 2004-07, 2017-18

## FORCING THE ISSUE

The Patriots lead the NFL with a plus-204 turnover margin since the 1994 season.

## NFL TURNOVER MARGIN SINCE 1994

New England .....	+204
Kansas City .....	+146
Green Bay .....	+99

## MOST SAFETIES SINCE 2015

New England .....	6
LA Rams .....	5
Arizona .....	4
Detroit .....	4
Pittsburgh .....	4

## BEEN A WHILE

DB Devin McCourty returned an interception 84 yards for a touchdown in the win at Buffalo (10/29/18), the first interception return for a touchdown for the Patriots since DB Tavon Wilson returned a pick 76 yards for a touchdown at Baltimore on Dec. 22, 2013. It was the first defensive score for the Patriots since LB Jamie Collins returned a fumble for a touchdown at the New York Jets on Dec. 27, 2015.

# SPECIAL TEAMS

## SPECIAL TEAMS SCORING

The Patriots scored two touchdowns on special teams with a 95-yard kickoff return by WR Cordarrelle Patterson and a 29-yard return of a blocked punt by LB Kyle Van Noy in the win at Chicago (10/21/18). It was the first time the Patriots had two special teams scores since Oct. 4, 2010, at Miami when WR Brandon Tate returned a kickoff 103 yards for a score and CB Kyle Arrington returned a blocked field goal 35 yards for a touchdown. It was the fifth time overall since the 1970 AFL-NFL merger that the Patriots had two special teams touchdowns in one game:

- Nov. 18, 1979 vs. Baltimore (blocked punt return and punt return for touchdowns)
- Nov. 23, 1980 vs. Baltimore (two kickoff fumble returns for touchdowns)
- Jan. 27, 2002 at Pittsburgh in the AFC Championship (punt return and a blocked punt return for a touchdown)
- Oct. 4, 2010 at Miami (kickoff return and blocked field goal return for touchdowns)
- Oct. 21, 2018 at Chicago (kickoff return and blocked punt return for touchdowns)

## MOST BLOCKED KICKS SINCE 2014

Philadelphia .....	15
Miami .....	15
New England .....	14 (8 FGs, 2 XPs & 4 Punts)
Baltimore .....	13
Denver .....	13

## BLOCKED PUNT RECORD

LB Albert McClellan blocked a punt in the first quarter and deflected another in the second quarter at Miami (12/9/18). The Patriots now have two blocked punts this season including LB Dont'a Hightower's blocked a punt at Chicago (10/21/18). The Los Angeles Rams are the only other team in 2018 with at least two blocked punts. The Patriots record for blocked punts in a season is three in 1961 and 1986.



# PATRIOTS HOME DOMINANCE



## REGULAR-SEASON HOME RECORD SINCE 2002

Team	W	L	T	Pct.
New England	115	21	0	.846
Baltimore	99	37	0	.728
Pittsburgh	97	38	1	.717
Green Bay	94	40	2	.699
Seattle	95	41	0	.698

## HOME PLAYOFF RECORD SINCE 2002

Team	W	L	Pct.
Seattle	10	1	.909
New England	18	3	.857
Indianapolis	8	3	.727
Denver	6	3	.667
Pittsburgh	7	4	.636

## HOME RECORD SINCE 2002 (INCLUDING PLAYOFFS)

Team	W	L	T	Pct.
New England	133	24	0	.847
Baltimore	101	39	0	.721
Seattle	105	42	0	.714
Pittsburgh	104	42	1	.711
Indianapolis	103	44	0	.701

## HOME RECORD AFTER HALLOWEEN SINCE 2002 (INCLUDING PLAYOFFS)

Team	W	L	T	Pct.
New England	77	17	0	.819
Baltimore	62	22	0	.738
Indianapolis	66	24	0	.733
Pittsburgh	62	25	1	.710
Seattle	65	28	0	.699

## HOME RECORD VS. NFC SINCE 2002

Team	W	L	T	Pct.
Pittsburgh	27	6	1	.809
New England	27	7	0	.794
Baltimore	26	8	0	.765
Denver	24	10	0	.706
Cincinnati	21	9	3	.682

## HOME RECORD VS. DIVISIONAL OPPONENTS SINCE 2002

Team	W	L	T	Pct.
New England	44	7	0	.863
Indianapolis	40	10	0	.800
Pittsburgh	38	13	0	.745
Green Bay	35	14	2	.706
Seattle	36	15	0	.706

## POINT DIFFERENTIAL AT HOME SINCE 2002 (INCLUDING PLAYOFFS)

Team	Point Differential
New England	1,772
Seattle	1,068
Baltimore	1,055
Green Bay	1,052
Pittsburgh	1,019

## POINTS ALLOWED PER GAME AT HOME SINCE 2002 (INCLUDING PLAYOFFS)

Team	Point Average
Baltimore	16.7
New England	17.5
Seattle	18.3
Pittsburgh	19.1
Green Bay	19.3

## POINTS SCORED PER GAME AT HOME SINCE 2002 (INCLUDING PLAYOFFS)

Team	Point Average
New England	28.8
New Orleans	28.1
Green Bay	26.5
Pittsburgh	26.1
L.A. Chargers	25.9





# INSIDE THE NUMBERS

## BY THE NUMBERS

**2**

The Patriots scored on two special teams plays at Chicago (10/21/18), the fifth time that has occurred for New England since 1970.

**5**

DB Duron Harmon has five interceptions in the end zone during the regular season in his career.

**10**

New England is the only team that has made the playoffs in each of the last ten seasons (2009-18).

**13**

The Patriots have won 13 straight regular-season games at home.

**14**

The Patriots have had a rookie free agent make the 53-man opening-day roster for 14 straight seasons, the third-longest streak behind the Chargers (21) and Colts (19).

**16**

Tom Brady has thrown at least 10 touchdown passes to 16 different players, second to the 18 different players by Brett Favre.

**19**

RB James White has 19 touchdown receptions since 2015, the most among all running backs during that span.

**18**

The Patriots have gone 18 straight seasons without being swept in a series by a division opponent after beating each of the AFC East teams in 2018, extending the longest such streak since the 1970 NFL merger.

**18**

The Patriots have won nine or more games in 18 straight seasons, the most in the NFL.

**27.0**

The Patriots finished second in the NFL with a 27.0 kickoff return average. It is the highest in team history, beating the old mark of 26.9 in 1977.

**39-0**

The Patriots are 39-0 at home against AFC teams with Tom Brady and Julian Edelman in the lineup together.

**62**

Stephen Gostkowski kicked a Patriots record 62-yard field goal in Mexico City against Oakland on Nov. 19, 2017. His previous long was from 58 yards earlier that season vs. Carolina (10/01/17).

**66**

WR Cordarrelle Patterson had 66 yards rushing vs. Buffalo (12/23/18), the most rushing yards in a game by a Patriots wide receiver in team history.

**78**

Rob Gronkowski and Tom Brady have connected on 78 touchdown passes. It is the second-most scoring connections between a quarterback and a tight end in NFL history and is fifth overall between quarterbacks and pass-catchers.

**94-1**

The Patriots are 94-1 all-time at Gillette Stadium when leading at half-time.

## THE KRAFT ERA

**5**

The number of Super Bowl championships the Patriots have won since Robert Kraft purchased the team in 1994. That mark is highest in the NFL over that span.

**9**

The number of conference championships the Patriots have won since Robert Kraft purchased the team in 1994, the NFL record for most conference championships as an owner.

## KRAFT BY THE NUMBERS

**18**

The number of division championships won by the Patriots since Kraft purchased the team in 1994.

**20**

The number of playoff seasons earned by the Patriots in the 25 seasons since Robert Kraft purchased the team.

**44**

The number of playoff games the Patriots have appeared in since 1994, the most in the NFL. Green Bay has the second most with 36.

**273**

The number of consecutive home games that have been sold out, including all playoff and preseason games, dating back to the 1994 season opener.

**309**

The number of games the Patriots have won since Robert Kraft purchased the franchise in 1994. Prior to Kraft's ownership, the team had won 225 total games in its entire 34-year history from 1960-93.

## TOM BRADY BY THE NUMBERS

**5**

Brady is the only QB with five Super Bowl wins. He joined Hall of Fame DL Charles Haley (5) as the only other NFL player with five Super Bowl wins.

**8**

Brady won his eighth conference title in 2017, an NFL record. He passed DL Mike Lodish for the most Super Bowls played with seven in Super Bowl LI. Lodish played in six (four with Buffalo and two with Denver).

**12**

Brady played in his 12th conference championship game in 2017, the most in NFL history. Gene Upshaw and George Blanda (10) are tied for second for most conference championship game appearances.

**16**

Brady set a Super Bowl record with 16 straight pass completions in Super Bowl XLVI vs. the New York Giants.

**19**

The longest streak of consecutive pass completions by Brady in a regular-season game (Sept. 10, 2015 vs. Pittsburgh), a team record.

**90.0**

The percent of quarterback keepers converted by Brady (117-of-130) for first downs (89-of-98 on third-and-2 or less and 28-of-32 on fourth-and-2 or less).

**234**

Brady has the most overall wins of any NFL quarterback.

**505**

Brady set a Super Bowl record with 505 passing yards in Super Bowl LII, breaking the record of 466 yards he set the previous year in Super Bowl LI.

**4,577**

Brady led the NFL in 2017 with 4,577 yards passing at age 40 to become the oldest player to lead the NFL. The previous oldest player to lead the league in passing yards was Fran Tarkenton with 3,468 yards in 1978 at age 38 with Minnesota.

## THE BELICHICK ERA

**3**

Bill Belichick (289 wins) is in third place on the NFL wins list.

**4**

Bill Belichick is the first coach to lead his team to four 500-point seasons (2007, 2010-12).

**5**

Bill Belichick has won five Super Bowls as a head coach, the most Super Bowl wins by a head coach in NFL history.

**5**

The number of 14-win seasons by Bill Belichick, the most among all NFL coaches.

**11**

Super Bowl LII was Belichick's 11th Super Bowl overall, including eight as a head coach and three as an assistant coach.



# BILL BELICHICK NEWS & NOTES

Bill Belichick is the only head coach in NFL history to win five Super Bowl titles. He won more regular-season games (123) and more games overall (136) during a 10-year stretch (2002-11) than any other coach in NFL history. In 2007, Belichick led the Patriots to the fourth undefeated and untied regular season in NFL history and the first since the NFL established a 16-game schedule in 1978. His 44 consecutive years as an NFL coach are second in NFL history to the 45 by Dick LeBeau.



## 24TH SEASON AS HEAD COACH 44TH NFL SEASON

**Overall Record:** 289-134 (.683)

**Regular Season:** 261-123 (.680)

**Postseason:** 28-11 (.718)

**With Patriots overall (2000-18):** 252-89 (.739)

**Super Bowl Titles:** 7 (86, 90, 01, 03, 04, 14, 16)

**Conf. Titles:** 11 (86, 90, 96, 01, 03, 04, 07, 11, 14, 16, 17)

**Division Titles:** 23 (75, 78, 86, 89, 90, 96, 98, 01, 03, 04, 05, 06, 07, 09, 10, 11, 12, 13, 14, 15, 16, 17, 18)

## WHAT TO LOOK FOR IN 2018

- Belichick has an NFL-best five Super Bowl championships as a head coach. If he wins one more championship, he will join George Halas and Curly Lambeau as the only NFL coaches with six championships since the league began postseason play in 1933.

## 2018 ACCOMPLISHMENTS

- Belichick's 16 division titles are the most in NFL history. Don Shula and Tom Landry are second with 13 division crowns.
- Belichick extended his NFL record with a 10th consecutive division title. Four other coaches are tied for second with six straight division titles.
- Belichick has an NFL-record 16 straight 10-win seasons. George Seifert is second with eight (1989-96).
- Belichick (261) entered the 2018 season tied for third all-time with Tom Landry with 250 career regular-season wins, behind Don Shula (328) and George Halas (318). The 27-20 opening-day win vs. Houston pushed him past Landry into sole possession of third place.
- Belichick earned his 18th-straight winning season, second-most behind Tom Landry's 20 (1966-85), with the victory over Minnesota (12/02/18).
- Belichick owns the NFL record with 16 11-win seasons. Don Shula is second with 13.

## THE HIGHEST WINNING PCT.

Bill Belichick has recorded 289 career wins, which is third in NFL history. Belichick owns a career winning percentage of .683, first in NFL history.

## TOP WINNING PERCENTAGE AMONG HEAD COACHES WITH AT LEAST 160 WINS (INCL. POSTSEASON)

Head Coach	Team(s)	Years	W	L	T	Pct.
Bill Belichick	CLE/NE	1991-95, 2000-18	289	134	0	.683
George Halas	Chicago	1920-29, 33-41, 46-55, 58-67	324	151	31	.682
Don Shula	BLT/MIA	1963-95	347	173	6	.666
Curly Lambeau	GB/CHI/WAS	1921-53	229	134	22	.630

NOTE: Winning percentage calculated using current NFL rules, counting a tie as a half-win, half-loss.

## MOVING ON UP

Bill Belichick ranks third all-time in NFL history with 289 career wins.

## MOST WINS BY NFL COACHES

Head Coach	Team(s)	Years	W	L	T
Don Shula	BLT/MIA	1963-95	347	173	6
George Halas	Chicago	1920-29, 33-41, 46-55, 58-67	324	151	31
Bill Belichick	CLE/NE	1991-95, 2000-18	289	134	0
Tom Landry	Dallas	1960-88	270	178	6
Curly Lambeau	GB/CHI/WAS	1921-53	229	134	22

## SUPER SUCCESS

Bill Belichick has won five Super Bowls, the most by a head coach.

## MOST SUPER BOWL VICTORIES

Head Coach	Team	Titles	Seasons
Bill Belichick	New England	5	2001, 03-04, 14, 16
Chuck Noll	Pittsburgh	4	1974-75, 78-79
Joe Gibbs	Washington	3	1982, 87, 91
Bill Walsh	San Francisco	3	1981, 84, 88

NOTE: Sorted by most recent championship. Super Bowls have determined NFL champion since 1966.

## 11 SUPER BOWL APPEARANCES

Super Bowl LII was Bill Belichick's 11th Super Bowl in his career, the most appearances by a coach in NFL history.

## MOST SUPER BOWL APPEARANCES AS A HEAD COACH OR ASSISTANT

Bill Belichick	11 (eight as a head coach)
Dan Reeves	7 (four as a head coach)
Don Shula	6 (six as head coach)
Tom Landry	5 (five as a head coach)
Chuck Noll	5 (four as a head coach)
Marv Levy	5 (four as a head coach)





## EIGHT CONFERENCE TITLES ARE THE MOST IN SUPER BOWL ERA

The 2017 AFC Championship was Bill Belichick's eighth conference championship, the most in NFL history during the Super Bowl era (since 1966).

### MOST CONFERENCE CHAMPIONSHIPS BY A HEAD COACH IN SUPER BOWL ERA

HEAD COACH	TEAM	#	SEASONS	SUPER BOWL APPEARANCES
Bill Belichick	New England	8	2001, 2003, 2004, 2007, 2011, 2014, 2016, 2017	XXXVI, XXXVIII, XXXIX, XLII, XLVI, XLIX, LI, LII
Don Shula	Baltimore/Miami	6	1968, 1971, 1972, 1973, 1982, 1984	III, VI, VII, VIII, XVII, XIX
Tom Landry	Dallas	5	1970, 1971, 1975, 1977, 1978	V, VI, X, XII, XIII
Joe Gibbs	Washington	4	1982, 1983, 1987, 1991	XVII, XVIII, XXII, XXVI
Bud Grant	Minnesota	4	1969, 1973, 1974, 1976	IV, VII, IX, XI
Marv Levy	Buffalo	4	1990, 1991, 1992, 1993	XXV, XXVI, XXVII, XXVIII
Chuck Noll	Pittsburgh	4	1974, 1975, 1978, 1979	IX, X, XIII, XIV
Dan Reeves	Denver/Atlanta	4	1986, 1987, 1989, 1998	XXI, XXII, XXIV, XXIII

### ELITE COMPANY

Bill Belichick is one of four NFL head coaches to win five or more championships since the league began postseason play in 1933, but the only one to win five Super Bowls. Belichick can join George Halas and Curly Lambeau as the only coaches with six titles.

### HEAD COACHES WITH FOUR OR MORE NFL TITLES

Coach	NFL Titles	Championship Teams
George Halas	6	Chicago (1921, 33, 40, 41, 46 & 63)
Curly Lambeau	6	Green Bay (1929, 30, 31, 36, 39 & 44)
Bill Belichick	5	New England (SB XXXVI, XXXVIII, XXXIX, XLIX & LI)
Vince Lombardi	5	Green Bay (1961, 62, 65, SB I & II)

### POSTSEASON GAMES

Belichick coached in his NFL-record 37th postseason game in the 2017 AFC Divisional Playoff game against Tennessee, moving past Tom Landry and Don Shula. He has now coached in 39 postseason games.

### MOST POSTSEASON GAMES AS A HEAD COACH

Head Coach	Team(s)	Games
Bill Belichick	CLE/NE	39
Tom Landry	Dallas	36
Don Shula	BLT/MIA	36
Chuck Noll	Pittsburgh	24
Mike Holmgren	GB/SEA	24
Joe Gibbs	Washington	24

### 12 CONFERENCE CHAMPIONSHIP GAMES

Belichick reached his 12th conference championship game as a head coach in 2017 to extend his record for the most since the 1970 merger.

### MOST CONFERENCE CHAMPIONSHIPS AS A HEAD COACH

Head Coach	Conference Championships
Bill Belichick	12
Tom Landry	10
Don Shula	7
Chuck Noll	7
John Madden	6
Bill Cowher	6

### MOST POSTSEASON WINS

Belichick earned his NFL-record 21st postseason victory after the Patriots defeated the Indianapolis Colts in the AFC Championship Game on Jan. 18, 2015. He now has 28 postseason victories.

### MOST PLAYOFF WINS BY AN NFL HEAD COACH

COACH	TEAM(s)	WINS
Bill Belichick	CLE/NE	28
Tom Landry	Dallas	20
Don Shula	BLT/MIA	19
Joe Gibbs	Washington	17
Chuck Noll	Pittsburgh	16

### BEST POSTSEASON RECORDS IN NFL HISTORY (MINIMUM 10 GAMES)

HEAD COACH	TEAM	W	L	PCT.
Vince Lombardi	GB/WAS	9	1	.900
Tom Flores	Oakland	8	3	.727
Bill Belichick	CLE/NE	28	11	.718
Bill Walsh	San Francisco	10	4	.714
Joe Gibbs	Washington	17	7	.708
Jimmy Johnson	DAL/MIA	9	4	.692

### POSTSEASON BERTHS

Bill Belichick has led his teams to 17 postseason berths, which is third all-time among NFL head coaches.

### NFL HEAD COACHES WITH THE MOST POSTSEASON BERTHS

Head Coach	Postseason Appearances
Don Shula	19
Tom Landry	18
Bill Belichick	17

### DIVISION TITLES RECORD

Belichick again guided the Patriots to the AFC East title in 2018. His 16 division titles are the most by a head coach in NFL history. Don Shula and Tom Landry are second with 13 titles.



# BILL BELICHICK NEWS & NOTES

## MOST CONSECUTIVE DIVISION TITLES

Belichick is the first NFL coach to lead his team to 10 consecutive division titles after claiming another AFC East crown in 2018. Paul Brown (1950-55), Tom Landry (1966-71), Bud Grant (1973-78) and Chuck Noll (1974-79) led their teams to six straight titles.

## NFL COACHES WITH THE MOST CONSECUTIVE DIVISION TITLES

Head Coach	Team	Consec. Div. Titles
<b>Bill Belichick</b>	<b>New England</b>	<b>10 (2009-18)</b>
Paul Brown	Cleveland	6 (1950-55)
Tom Landry	Dallas	6 (1966-71)
Bud Grant	Minnesota	6 (1973-78)
Chuck Noll	Pittsburgh	6 (1974-79)

## SUPER COMEBACK

Belichick coached the Patriots back from a 25-point deficit to win Super Bowl LI. A comeback of that magnitude is extremely rare. There had been 2,656 games in which a team led by 25 points or more in NFL history, including the postseason. Teams leading by 25 had recorded 2,647 wins, 7 losses and 2 ties, a winning percentage of .997.

## PATRIOTS RENAISSANCE

Once head coach Bill Belichick implemented his coaching design on the Patriots, his approach has given him the best record of any NFL head coach who has coached over 40 games since 2001 (including the postseason).

## NFL COACHES RECORDS SINCE 2001

Coach	Team(s)	W	L	T	Pct.
<b>Bill Belichick</b>	<b>New England</b>	<b>247</b>	<b>78</b>	<b>0</b>	<b>.760</b>
Tony Dungy	TB/IND	101	41	0	.711
Jim Harbaugh	San Francisco	49	22	1	.688
Bill Cowher	Pittsburgh	70	35	1	.665
Mike Tomlin	Pittsburgh	133	73	1	.645
Doug Pederson	Philadelphia	32	19	0	.627
Pete Carroll	Seattle	98	59	1	.623
Sean Payton	New Orleans	125	79	0	.613
Mike Martz	St. Louis	46	29	0	.613
Mike McCarthy	Green Bay	135	85	2	.613
Andy Reid	PHI/KC	189	119	1	.613
Bruce Arians	Arizona	50	32	1	.608

## 3X COACH OF THE YEAR

The Associated Press named Bill Belichick the NFL's Coach of the Year in 2010, the third time that Belichick earned the honor. He was also named Coach of the Year following the 2003 and 2007 seasons, joining Don Shula (4-time winner) and Chuck Knox as the only three-time winners.

## ABOVE THE CENTURY MARK

Bill Belichick has an overall record of 289-134, 155 games above the .500 mark. He joins Don Shula and George Halas as the only coaches with 100 more wins than losses.

## NFL COACHES WITH 100 OR MORE WINS THAT LOSSES

Head Coach	Team(s)	W	L	T	Wins above .500
Don Shula	BLT/MIA	347	173	6	174
George Halas	Chicago	324	151	31	173
<b>Bill Belichick</b>	<b>CLE/NE</b>	<b>289</b>	<b>134</b>	<b>0</b>	<b>155</b>

## 500+ FOR 3 STRAIGHT YEARS

Belichick became the first head coach in NFL history to lead a team to three straight 500-point seasons (2010-12) and four overall (2007-589, 2010-518, 2011-513 and 2012-557). St. Louis was the only other team to have done it three times (1999-526, 2000-540, 2001-503).

## CLIMBING THE WINS LADDER

Belichick now has 225 career regular-season wins with the Patriots, the fourth-most regular-season wins with one team among head coaches.

## NFL HEAD COACHES WITH THE MOST WINS WITH ONE TEAM

Coach	Team	W	L	T
George Halas	Chicago	318	148	31
Don Shula	Miami	257	133	2
Tom Landry	Dallas	250	162	6
<b>Bill Belichick</b>	<b>New England</b>	<b>225</b>	<b>79</b>	<b>0</b>
Curly Lambeau	Green Bay	209	104	21
Chuck Noll	Pittsburgh	193	148	1

## BETTER THAN AVERAGE

Belichick has led the Patriots to 18 straight seasons with a winning record (2001-18), second all-time behind Tom Landry, whose Dallas Cowboys accomplished the feat 20 straight years from 1966-85.

## MOST CONSECUTIVE SEASONS WITH A WINNING RECORD

Head Coach	Team	Years
Tom Landry	Dallas	20 – 1966-85
<b>Bill Belichick</b>	<b>New England</b>	<b>18 – 2001-18</b>
Curly Lambeau	Green Bay	14 – 1934-47
Curly Lambeau	Green Bay	12 – 1921-32
George Halas	Chicago	10 – 1933-42
John Madden	Oakland	10 – 1969-78

## DOUBLE-DIGIT WINS

Belichick has led New England to a 16th consecutive season with at least 10 wins, tying San Francisco for the NFL record.

## MOST CONSECUTIVE 10-WIN SEASONS

Team	Years	Consec. Seasons w/10+ Wins
<b>New England</b>	<b>2003-18</b>	<b>16</b>
San Francisco	1993-98	16
Indianapolis	2002-10	9
Dallas	1975-81	7

## CAREER MILESTONE

Belichick is just the fourth NFL head coach to reach 250 career regular-season victories. His 261 regular-season wins are the third-most regular season wins all-time.

## MOST REGULAR-SEASON WINS, NFL HEAD COACHES

Head Coach	Team(s)	W	L	T
Don Shula	BLT/MIA	328	156	6
George Halas	Chicago	318	148	6
<b>Bill Belichick</b>	<b>CLE/NE</b>	<b>261</b>	<b>123</b>	<b>0</b>
Tom Landry	Dallas	250	162	6
Curly Lambeau	GB/CHI/WAS	226	132	22

## DIVISIONAL SUCCESS

### HEAD COACHES WITH THE HIGHEST WINNING PERCENTAGE AGAINST DIVISION OPPONENTS (SINCE 1970 - MINIMUM 60 GAMES)

Head Coach	Team(s)	W	L	T	Win Pct.
Mike Tomlin	Pittsburgh	50	20	1	.711
George Allen	LAR/WAS	42	18	2	.700
Bud Grant	Minnesota	69	31	1	.688
<b>Bill Belichick</b>	<b>CLE/NE</b>	<b>103</b>	<b>47</b>	<b>0</b>	<b>.687</b>
Tom Landry	Dallas	101	46	0	.687
Mike McCarthy	Green Bay	51	23	2	.684
Marty Schottenheimer	CLE/KC/SD/WAS	95	51	0	.651

### HEAD COACHES WITH THE MOST WINS AGAINST DIVISION OPPONENTS SINCE 1970

Head Coach	Team(s)	Wins vs. Div. Opponents
Don Shula	Miami	132
<b>Bill Belichick</b>	<b>CLE/NE</b>	<b>103</b>
Tom Landry	Dallas	101
Dan Reeves	DEN/NYG/ATL	95
Marty Schottenheimer	CLE/KC/SD/WAS	95






# TOM BRADY NEWS & NOTES

## CAREER NOTES

Tom Brady has quarterbacked the Patriots to victories in 207 of his 267 career regular-season starts, compiling a .775 winning percentage and giving him the best record of any quarterback in the Super Bowl era (since 1966). Brady's 155 career wins in his first 200 starts are the most in NFL history. Peyton Manning is second with 136 wins in his first 200 career starts.



## WHAT TO LOOK FOR IN 2018

- Brady is second in NFL history behind Adam Vinatieri for the most wins all-time by an NFL player. He has 234 wins, while Adam Vinatieri has 235.

## 2018 ACCOMPLISHMENTS

- Brady has been selected to his 14th career Pro Bowl in 2018, joining Tony Gonzalez, Peyton Manning, Bruce Matthews and Merlin Olsen as the only NFL players with at least 14 Pro Bowl berths.
- Brady (517) became the third QB in NFL history to throw 500 career touchdown passes, joining Peyton Manning (539), Drew Brees (520) and Brett Favre (508). Brady reached the mark with three touchdowns passes vs. Indianapolis (10/04/18). He is the only player with 500 touchdowns with one team.
- Brady has 588 touchdown passes overall (517 in the regular season and 71 in the postseason), the most in NFL history. He moved past Peyton Manning to take the lead with three TD passes at Miami (12/09/18).
- Brady moved past Peyton Manning in the win over the Jets (11/25/18) and now has the most total passing yards in NFL history, including the postseason, and now has 80,740 total passing yards.
- Brady passed for 279 yards at Pittsburgh (12/16/18) to become the fourth quarterback in NFL history to reach 70,000 regular-season passing yards. He now has 70,514 passing yards.
- Brady reached 4,000 yards passing for the 10th time in his career in 2018, becoming the third player to reach 10 seasons with 4,000 yards passing, joining Peyton Manning (14) and Drew Brees (12).
- Brady (267) made his 266th regular-season games at quarterback vs. Buffalo (12/23) to move out of a tie with Peyton Manning and into second all-time behind the 298 starts by Brett Favre.
- Brady has thrown touchdowns to 71 different players in his career, the most touchdown targets by a QB. Brady reached the milestone on a 34-yard touchdown pass to WR Josh Gordon vs Indianapolis (10/04/18). It was also his 500th career regular-season touchdown pass.
- Brady (269) appeared in his 267th regular-season game at Pittsburgh (12/16/18), moving him out of a tie with Peyton Manning for third-most games played by a quarterback, behind George Blanda (340) and Brett Favre (302).

## 2018 ACCOMPLISHMENTS

- Brady is in his 19th season with the Patriots in 2018, joining Jim Marshall (19-Minnesota), Bruce Matthews (19-Houston/Tennessee), Darrell Green (20-Washington), Jackie Slater (20-L.A. Rams) and Jason Hanson (21-Detroit) as the only players with at least 19 seasons with one NFL team.
- Brady led the Patriots to his 15th 11-win season as a starter in 2018. Peyton Manning is second with 11 11-win seasons in the Super Bowl era.
- Brady became the fourth NFL player to reach 6,000 completions vs. the NY Jets on Dec. 30, 2018 and now has 6,004 career regular season completions.

## RECORDING SUCCESS

### TOP WINNING PERCENTAGE IN SUPER BOWL ERA (SINCE 1966, MINIMUM 50 STARTS, REGULAR SEASON ONLY)

Player	Team(s)	Years	W	L	T	Pct.
1. Tom Brady	New England	2000-18	207	60	0	.775
2. Roger Staubach	Dallas	1969-79	85	29	0	.746
3. Joe Montana	SF/KC	1979-94	117	47	0	.713



## ACTIVE QUARTERBACKS WINNING PERCENTAGE

(MINIMUM 32 STARTS, REGULAR SEASON ONLY)

Quarterback	Team(s)	W	L	T	Pct.
1. Tom Brady	New England	207	60	0	.775
2. Ben Roethlisberger	Pittsburgh	144	69	1	.675
3. Russell Wilson	Seattle	75	36	1	.674
4. Dak Prescott	Dallas	32	16	0	.667
5. Aaron Rodgers	Green Bay	100	57	1	.636
6. Jared Goff	L.A. Rams	24	14	0	.632
7. Andrew Luck	Indianapolis	53	33	0	.616
8. Nick Foles	PHI/STL/KC	26	18	0	.591
9t. Joe Flacco	Baltimore	96	67	0	.589
9t. Drew Brees	SD/NO	155	108	0	.589

## 12 AFC CHAMPIONSHIP GAME APPEARANCES

The Patriots have reached 12 conference championship games in the Tom Brady/Bill Belichick era (since 2001 with Brady starting at QB). The Patriots have made 12 title games in the 16 seasons with Brady as the starter.



# TOM BRADY NEWS & NOTES

## ALL-TIME WINS LEADER

### MOST CAREER WINS BY A STARTING NFL QUARTERBACK (INCLUDING PLAYOFFS)

Quarterback	Team(s)	Wins
Tom Brady	New England	234 (207 reg. season/27 postseason)
Peyton Manning	IND/DEN	200 (186 reg. season/14 postseason)
Brett Favre	ATL/GB/NYJ/MIN	199 (186 reg. season/13 postseason)
John Elway	Denver	162 (148 reg. season/14 postseason)

### MOST GAMES OVER .500 (INCLUDING PLAYOFFS)

Quarterback	Games Over .500	W	L	T
Tom Brady	164	234	70	0
Peyton Manning	108	200	92	0

### MOST OVERALL WINS

Brady's 234 career wins are an NFL record by a quarterback and the second-most among all NFL players all-time.

### MOST WINS BY AN NFL PLAYER INCLUDING PLAYOFFS REGULAR SEASON

Player	Wins	Player	Wins
Adam Vinatieri	235	Adam Vinatieri	215
Tom Brady	234	George Blanda	209
George Blanda	218	Tom Brady	207
Jerry Rice	211	Gary Anderson	201
Gary Anderson	210	Jerry Rice	194
Peyton Manning	200		

### PILING UP THE WINS

#### MOST REGULAR-SEASON WINS BY A QB IN NFL HISTORY (REGULAR SEASON ONLY)

Name	W	L	T	Pct.
Tom Brady	207	60	0	.775
Brett Favre	186	112	0	.624
Peyton Manning	186	79	0	.702
Drew Brees	155	108	0	.589
John Elway	148	82	1	.643
Dan Marino	147	93	0	.613
Ben Roethlisberger	144	69	1	.675
Fran Tarkenton	124	109	6	.531
Johnny Unitas	119	64	4	.647
Philip Rivers	118	90	0	.567
Joe Montana	117	47	0	.713

### NFL FRANCHISE WINS LEADER

Brady has 207 career regular-season wins with the Patriots, the most by a starting quarterback with one team. Brady set the record with his 161st win in his 208th game, breaking Brett Favre's record of 160 wins with the Packers (253 starts).

### MOST WINS AS A STARTING QB FOR ONE TEAM

Player	Team	Wins
Tom Brady	New England	207
Brett Favre	Green Bay	160
John Elway	Denver	148
Dan Marino	Miami	147
Ben Roethlisberger	Pittsburgh	144
Peyton Manning	Indianapolis	141

## MVP AWARDS

Brady was named the NFL's Most Valuable Player in 2017 for the third time in his career. He is one of five NFL players to win the honor at least three times.

### MOST NFL MVP AWARDS

Player	MVP Awards	Years
Peyton Manning	5	2003-04, 08-09, 13
Tom Brady	3	2007, 10, 17
Jim Brown	3	1957-58, 65
Brett Favre	3	1995, 96-97
Johnny Unitas	3	1959, 64, 67

## RECORD TITLE HOLDER

Tom Brady extended his NFL record with a 16th division championship in 2018.

Quarterback	Division Titles
Tom Brady	16
Peyton Manning	12
Joe Montana	9

## BRADY'S COMEBACKS

Brady has engineered 56 career game-winning performances to lead his team back from a fourth quarter deficit or tie.

DATE	OPP.	SCORE	IN REG.	ATT	PASSING STATISTICS					FINAL
					CMP	YDS	TD	INT		
11/04/18	GB	17-17	15:00	6	6	104	1	0		31-17
10/14/18	KC	40-40	3:03	2	2	55	0	0		43-40
01/21/18	JAC#	10-20	14:52	14	9	138	2	0		24-20
12/17/17	at PIT	16-24	15:00	8	4	75	0	0		27-24
09/24/17	HOU	28-33	2:24	7	5	93	1	0		36-33
02/05/17	ATL**	9-28	15:00	27	21	246	1	0	(ot)	34-28
11/27/16	at NYJ	13-17	10:17	15	10	132	1	0		22-17
11/15/15	at NYG	17-23	15:00	18	11	193	1	1		27-26
10/25/15	NYJ	16-17	15:00	17	14	150	2	0		30-23
02/01/15	SEA**	14-24	15:00	15	13	124	2	0		28-24
01/10/15	BAL*	28-28	15:00	8	9	72	1	0		35-31
12/21/14	at NYJ	10-13	15:00	6	3	26	0	1		17-13
12/07/14	at SD	13-14	15:00	8	7	112	1	0		23-14
12/08/13	CLE	3-19	15:00	20	16	142	2	0		27-26
12/01/13	at HOU	21-24	15:00	12	8	87	0	0		34-31
11/24/13	DEN	21-24	15:00	19	12	100	1	0	(ot)	34-31
10/13/13	NO	23-27	1:13	5	7	70	1	0		30-27
09/08/13	at BUF	20-21	4:31	7	7	36	0	0		23-21
10/21/12	NYJ	23-26	1:37	9	13	95	0	0	(ot)	29-26
09/30/12	at BUF	21-21	15:00	7	4	78	2	0		52-28
01/22/12	BAL#	16-20	15:00	6	3	20	0	1		23-20
12/24/11	MIA	17-17	15:00	11	8	120	0	0		27-24
10/16/11	DAL	13-16	5:13	9	11	87	1	0		20-16
12/19/10	GB	21-27	13:49	6	5	82	1	0		31-27
11/25/10	at DET	24-24	15:00	5	5	86	2	0		45-24
10/17/10	BAL	10-20	14:53	24	16	156	1	1	(ot)	23-20
09/14/09	BUF	13-24	5:32	13	11	112	2	0		25-24
12/29/07	at NYG	23-28	15:00	12	8	130	1	0		38-35
12/03/07	at BAL	17-24	14:25	17	7	113	1	0		27-24
11/25/07	PHI	24-28	15:00	16	11	109	0	0		31-28
11/04/07	at IND	10-20	9:42	10	8	144	2	0		24-20
01/14/07	at SD*	13-21	8:35	14	9	122	1	1		24-21
12/03/06	DET	13-21	13:07	15	14	101	0	0		28-21
11/26/06	CHI	10-10	14:46	7	6	98	1	0		17-13
09/10/06	BUF	14-17	15:00	6	3	58	0	1		19-17
11/13/05	at MIA	15-16	2:53	2	2	76	1	0		23-16
10/30/05	BUF	7-16	10:07	4	4	69	0	0		21-16
10/09/05	at ATL	28-28	3:52	2	2	17	0	0		31-28
09/25/05	at PIT	10-13	14:19	12	12	167	0	0		23-20
02/06/05	PHI**	14-14	15:00	4	2	33	0	0		24-21
10/03/04	at BUF	17-17	15:00	4	2	8	1	0		31-17
02/01/04	CAR**	29-29	1:08	5	4	47	0	0		32-29
01/10/04	TEN*	14-14	15:00	11	6	27	0	0		17-14
11/30/03	at IND	31-31	10:21	6	3	31	1	0		38-34
11/23/03	at HOU	13-20	3:11	14	10	133	1	0	(ot)	23-20
11/03/03	at DEN	23-26	2:51	4	5	58	1	0		30-26
10/19/03	at MIA	13-13	15:00	10	7	147	1	0	(ot)	19-13
10/05/03	TEN	24-27	4:40	1	1	15	0	0		38-30
12/29/02	MIA	13-24	4:59	13	8	69	1	0	(ot)	27-24
11/10/02	at CHI	19-30	5:16	14	9	116	2	0		33-30
09/22/02	KC	38-38	0:00	5	4	46	0	0	(ot)	41-38
02/03/02	STL**	17-17	1:21	8	5	53	0	0		20-17
01/19/02	OAK*	3-13	15:00	27	20	138	0	0	(ot)	16-13
12/16/01	at BUF	6-9	5:57	13	9	116	0	0	(ot)	12-9
12/02/01	at NYJ	14-16	15:00	7	6	56	0	0		17-16
10/14/01	SD	16-26	8:48	18	13	130	1	0	(ot)	29-26

\* Statistics are from the time noted until the end of the game

\* Divisional Playoffs \*\* Super Bowl #AFC Championship



# TOM BRADY NEWS & NOTES

## 43 GAME-WINNING DRIVES

Brady has 43 game-winning drives in the fourth quarter or overtime in the regular season.

### MOST GAME WINNING DRIVES IN THE FOURTH QUARTER OR OVERTIME (REGULAR SEASON SINCE 1970)

Player	Team(s)	4th Qtr Game-Winning Drives
Peyton Manning	IND/DEN	54
Dan Marino	Miami	47
Drew Brees	SD/NO	44
Tom Brady	New England	43
Brett Favre	GB/NYJ/MIN	43

## COMEBACK KID

### MOST WINS BY A QB AFTER TRAILING BY 10+ POINTS SINCE 2000 (INCLUDING PLAYOFFS)

Player	Wins
Tom Brady	32
Peyton Manning	26
Eli Manning	20
Drew Brees	20
Ben Roethlisberger	19

## DIVISION TITLE MARK

Brady extended his NFL record by leading the Patriots to their 10th straight division title in 2018.

### MOST CONSECUTIVE DIVISION TITLES BY A STARTING QB

Player	Team	Consec. Division Titles (Years)
Tom Brady	New England	10 (2009-18)
Terry Bradshaw	Pittsburgh	6 (1974-79)
Fran Tarkenton	Minnesota	6 (1973-78)

### NFL RECORD FOR MOST DIVISION TITLES

Tom Brady	16
Peyton Manning	12
Joe Montana	9
Brett Favre	8
Terry Bradshaw	7
John Elway	7

## A WINNING COMPARISON

Tom Brady has won 27 postseason games in his career. Only five NFL franchises have won more playoff games in their history than Brady has in his career: Pittsburgh (36), New England, Dallas and Green Bay (34) and San Francisco (30).

Additionally, Tom Brady and Bill Belichick have more playoff wins (27) than the Browns, Cardinals and Lions (25) in their combined seasons of existence.

## RECORD AS A STARTER

	Reg. Season	Playoffs	Total
Overall	207-60	27-10	234-70
Home:	115-18	19-3	134-21
Road:	92-42	8-7*	100-49
By Total Yardage			
Less than 200:	38-17	4-1	42-18
200-299:	97-28	13-5	110-33
300 or more:	72-15	10-4	82-19
Other Records			
On Artificial Turf:	132-20	16-6	148-26
Temp Below 40:	41-6	14-2	55-8
Thanksgiving or later:	78-20	27-10	105-30
Leading at Halftime:	162-18	18-4	180-22
Leading after 3 Qtrs:	174-10	17-3	191-13
Overtime:	9-4	2-0	11-4
Passer rating >100.0:	118-9	14-1	132-10

\*-Includes eight Super Bowls at neutral sites

## LATE-GAME WINNER

Brady now has eight career games in which he threw a game-winning touchdown pass in the final minute of the game to turn a Patriots deficit into a Patriots win.

### 11/10/02 at Chicago\* W 33-30

The Patriots trailed 30-25 when Brady threw a 20-yard touchdown to David Patten with 21 seconds left to give the Patriots a 33-30 win.

\*Champaign, Ill.

### 11/3/03 at Denver W 30-26

The Patriots trailed 26-23 when Brady threw an 18-yard touchdown to David Givens with 30 seconds left to give the Patriots a 30-26 win.

### 12/3/07 at Baltimore W 27-24

The Patriots trailed 24-20 when Brady threw an 8-yard touchdown to Jabar Gaffney with 44 seconds left to give the Patriots a 27-24 win.

### 9/14/09 vs. Buffalo W 25-24

The Patriots trailed 24-19 when Brady threw a 16-yard touchdown to Ben Watson with 50 seconds left to give the Patriots a 25-24 win.

### 10/16/11 vs. Dallas W 20-16

The Patriots trailed 16-13 when Brady threw an 8-yard touchdown pass to Aaron Hernandez with 22 seconds left to give the Patriots a 20-16 win.

### 10/13/13 vs. New Orleans W 30-27

The Patriots trailed 27-23 when Brady threw a 17-yard touchdown pass to Kenbrell Thompson with five seconds left to give the Patriots a 30-27 win.

### 12/08/13 vs. Cleveland W 27-26

The Patriots trailed 26-21 when Brady threw a 1-yard touchdown pass to Danny Amendola with 31 seconds left to give the Patriots a 27-26 win.

### 09/24/17 vs. Houston W 36-33

The Patriots trailed 33-28 with 2:24 to play when Brady threw a 25-yard touchdown pass to WR Brandin Cooks with 23 seconds to play to give the Patriots the lead and then added a two-point play to Cooks for a 36-33 victory.

## STERLING CAREER RECORD

Tom Brady's career record is impressive no matter which division or conference foe he is facing:

Record vs. AFC East	81-20
Record vs. rest of AFC	74-25
Record vs. NFC	52-15

## WINNINGEST COACH/QB TANDEM

Bill Belichick and Tom Brady have the best winning percentage and most wins for a head coach/QB tandem since the 1970 merger.

### WINNINGEST COACH/QB TANDEM SINCE 1970 (REGULAR SEASON ONLY - BY WINNING PERCENTAGE)

Quarterback/Head Coach	Team	W	L	T	Pct.
Tom Brady/Bill Belichick	NE	207	60	0	.775
Peyton Manning/Tony Dungy	IND	85	27	0	.759
Ken Stabler/John Madden	OAK	60	19	1	.756

### WINNINGEST COACH/QB TANDEM SINCE 1970 (REGULAR SEASON ONLY - BY VICTORIES)

Quarterback/Head Coach	Team	W	L	T	Pct.
Tom Brady/Bill Belichick	NE	207	60	0	.775
Drew Brees/Sean Payton	NO	118	71	0	.624
Dan Marino/Don Shula	MIA	116	68	0	.630
Ben Roethlisberger/Mike Tomlin	PIT	115	58	1	.663
Terry Bradshaw/Chuck Noll	PIT	107	51	0	.677

### MOST WINS BY A STARTING QB THROUGH 200 STARTS

Brady had 155 career regular-season wins in his first 200 regular-season starts (.775 win pct.). Peyton Manning is second with 136 victories in his first 200 starts.

Tom Brady	155
Peyton Manning	136
Ben Roethlisberger	135
Dan Marino	125





# TOM BRADY NEWS & NOTES

## NO PLACE LIKE HOME

Brady made his 100th career home start against Chicago on Oct. 26, 2014. The win over the Bears gave Brady an 87-13 home record in his first 100 home starts, the best in NFL history since the merger for a quarterback with at least 50 starts.

### BEST HOME REGULAR-SEASON STARTING RECORDS (MINIMUM 40 STARTS)

Player	Team	W	L	T	PCT.
Tom Brady	New England	115	18	0	.865
Terry Bradshaw	Pittsburgh	67	12	0	.848
Roger Staubach	Dallas	49	10	0	.831
John Elway	Denver	95	23	0	.805
Aaron Rodgers	Green Bay	61	16	1	.788

### BEST HOME STARTING RECORDS (INCLUDING PLAYOFFS)

Player	Team	W	L	PCT.
Tom Brady	New England	134	21	.865
Terry Bradshaw	Pittsburgh	75	14	.843
John Elway	Denver	104	25	.806
Roger Staubach	Dallas	54	13	.806
Russell Wilson	Seattle	49	12	.803

### BEST HOME REGULAR-SEASON RECORD IN FIRST 100 STARTS

Player	Team	W	L	PCT.
Tom Brady	New England	87	13	.870
Brett Favre	Green Bay	82	18	.820
John Elway	Denver	77	23	.770

## HOME FIELD ADVANTAGE I

Brady won his 100th regular-season game at Gillette Stadium on Dec. 24, 2017, when the Patriots beat Buffalo, 37-16. He is the only NFL quarterback with 100 wins in a stadium. He now has 109 wins at Gillette Stadium. John Elway is second with 95 wins at Mile High Stadium.

## HOME FIELD ADVANTAGE II

Brady is 78-8 overall at home in the regular season since 2007. That is equal to or more than the win total that five teams have (home and away) combined during that span.

Team	Wins Since 2007
Detroit	78
Tampa Bay	73
Oakland	70
Los Angeles Rams	70
Jacksonville	68
Cleveland	55

## HOME COOKIN'

Tom Brady is second behind Drew Brees for most career touchdown passes in a single stadium in NFL history.

Player	Team	Stadium	TD Passes
Drew Brees	New Orleans	Mercedes-Benz Superdome	252
Tom Brady	New England	Gillette Stadium	246
Brett Favre	GB/MIN	Lambeau Field	214

## ROAD WINNER

The win over Denver on Nov. 12, 2017 was Brady's 86th road victory, passing Peyton Manning for the most in NFL history. Brady now has 92 career road wins.

## TOM TERRIFIC IN DECEMBER

Brady is 60-13 (.822) in December, the second-highest winning percentage in December among quarterbacks in the Super Bowl era with at least 20 starts. Roger Staubach is first (17-3, .850). Brady's 60 December wins are the most in NFL history, followed by the 52 by Brett Favre and the 49 by Peyton Manning. Additionally, Brady is 32-4 all-time in December at Gillette stadium.

## UNDEFEATED AGAINST 5

Brady is undefeated against five teams – Atlanta (5-0), Chicago (5-0), Minnesota (5-0), Dallas (4-0) and Tampa Bay (4-0). Brady is most successful against Buffalo, with a 30-3 career record and the non-divisional team he has beaten the most is Indianapolis (11-3).

## BRADY BEATS BUFFALO

Brady owns a 30-3 record against the Buffalo Bills. His 30 wins against Buffalo are most ever by a quarterback against a single team.

### MOST WINS BY A STARTING QUARTERBACK AGAINST AN OPPONENT (REGULAR SEASON ONLY)

Tom Brady	30 wins against Buffalo
Tom Brady	27 wins against New York Jets
Brett Favre	26 wins against Detroit
Brett Favre	23 wins against Chicago
Ben Roethlisberger	23 wins against Cincinnati

## MOST INTERCONFERENCE WINS

Tom Brady has the most wins in interconference games since 1970.

### MOST WINS IN INTERCONFERENCE GAMES SINCE 1970

Tom Brady	52
Peyton Manning	46
Brett Favre	43
Ben Roethlisberger	38
Dan Marino	37

## ALL-TIME LEADER IN TOTAL TDS

Brady set the NFL record for all-time touchdown passes (including playoffs) with his three-touchdown performance at Miami (12/09/18). He is one of four quarterbacks with 500 career regular-season touchdown passes and has the most touchdown passes with one team.

### ALL-TIME TOUCHDOWN PASS LEADERS (INCLUDING PLAYOFFS)

Player	Years	Team(s)	Total TD	Regular Season	Playoffs
Tom Brady	2000-Present	New England	588	517	71
Peyton Manning	1998-2015	IND/DEN	579	539	40
Brett Favre	1991-2010	ATL/GB/NYJ/MIN	552	508	44
Drew Brees	2001-present	SD/NO	549	520	29

### MOST TOUCHDOWN PASSES WITH ONE TEAM (INCLUDING PLAYOFFS)

Player	Years	Team(s)	Total TD	Regular Season	Playoffs
Tom Brady	2000-present	New England	588	517	71
Brett Favre	1992-2007	Green Bay	481	442	39
Drew Brees	2006-present	New Orleans	467	440	27
Dan Marino	1983-99	Miami	452	420	32
Peyton Manning	1998-2010	Indianapolis	428	399	29

### MOST CAREER TOUCHDOWN PASSES (REGULAR SEASON ONLY)

Peyton Manning	539
Drew Brees	520
Tom Brady	517
Brett Favre	508
Dan Marino	420

## 70,000 YARDS

Tom Brady became the fourth quarterback to reach 70,000 regular-season passing yards against Pittsburgh (12/16/18).

Player	Team(s)	Passing Yards
1. Drew Brees	SD/NO	74,437
2. Peyton Manning	IND/DEN	71,940
3. Brett Favre	GB/NYJ/MIN	71,838
4. Tom Brady	New England	70,514
5. Dan Marino	Miami	61,361
6. Ben Roethlisberger	Pittsburgh	56,194
7. Eli Manning	N.Y. Giants	55,981
8. Philip Rivers	SD/LAC	54,656
9. John Elway	Denver	51,475
10. Warren Moon	HOU/MIN/SEA/KC	49,325







# TOM BRADY NEWS & NOTES

## FIRST IN PASSING YARDS

Brady became the all-time NFL leader in total passing yards (regular season and playoffs) in the victory at the New York Jets on Nov. 25, 2018.

### NFL ALL-TIME LEADERS FOR PASSING YARDS (INCLUDING PLAYOFFS)

Tom Brady.....	80,740
Peyton Manning .....	79,279
Drew Brees.....	78,646
Brett Favre.....	77,693

## FIRST IN TOTAL YARDS

Brady sits first all-time in NFL history in the category of combined passing, rushing and receiving yards in the regular season and playoffs.

### NFL ALL-TIME LEADERS FOR TOTAL YARDS (INCLUDING PLAYOFFS)

Tom Brady.....	81,942
Peyton Manning .....	79,978
Brett Favre.....	79,602
Drew Brees.....	79,520
Dan Marino.....	65,952

## FOURTH-HIGHEST QB RATING

Brady owns the fourth-highest QB rating in NFL history.

### HIGHEST QB RATING IN NFL HISTORY

Player	Team(s)	Years	Rating
Aaron Rodgers	Green Bay	2005-18	103.1
Russell Wilson	Seattle	2012-18	100.3
Drew Brees	SD/NO	2001-18	97.7
<b>Tom Brady</b>	<b>New England</b>	<b>2000-18</b>	<b>97.6</b>
Tony Romo	Dallas	2004-16	97.1
Steve Young	TB/SF	1985-99	96.8
Peyton Manning	IND/DEN	1998-2015	96.5
Philip Rivers	SD/LAC	2004-18	95.6

## BRADY 300-YARD GAMES

Brady has 87 NFL games with 300 or more yards passing and the Patriots are 72-15 in those games. He is one of three players with at least 80 300-yard games.

### NFL QUARTERBACK 300-YARD GAMES

Drew Brees.....	115
Peyton Manning.....	93
<b>Tom Brady.....</b>	<b>87</b>
Dan Marino.....	63
Brett Favre.....	62
Philip Rivers.....	62

Brady had a career-best 11 300-yard games in 2011, tied for third-most in NFL history behind Drew Brees (13 in 2011) and Peyton Manning (12 in 2013).

## 6,000 COMPLETIONS

Brady became the fourth NFL player to reach 6,000 completions in the 2018 season-finale vs. N.Y. Jets on Dec. 30, 2018.

### MOST PASS COMPLETIONS IN NFL HISTORY (REGULAR SEASON)

Drew Brees.....	6,586
Brett Favre.....	6,300
Peyton Manning .....	6,125
<b>Tom Brady.....</b>	<b>6,004</b>
Dan Marino.....	4,967

## FOUR 35-TD SEASONS

Brady, who led the NFL with 36 touchdowns in 2015, is one of four NFL quarterbacks with at least 35 touchdowns passes in four different seasons.

### MOST 35+ TOUCHDOWNS SEASONS IN NFL HISTORY

Tom Brady.....	4 (2007-50, 2010-36, 2011-39, 2015-36)
Peyton Manning.....	4 (2004-49, 2012-37, 2013-55, 2014-39)
Drew Brees.....	4 (2011-46, 2012-43, 2013-39, 2016-37)
Aaron Rodgers.....	4 (2011-45, 2012-39, 2014-38, 2016-40)
Brett Favre.....	3 (1995-38, 1996-39, 1997-35)

## SEVEN 30-TD SEASONS

Brady has seven 30-touchdown seasons. The only other Patriots quarterback to have a 30-touchdown season is Vito "Babe" Parilli in 1964 when he led the AFL with 31. Brady is one of four quarterbacks in NFL history to have 30 or more touchdown passes in at least seven seasons and one of six quarterbacks in NFL history with three or more straight seasons with 30 or more touchdowns.

### MOST SEASONS WITH 30+ TOUCHDOWN PASSES

Player	30-TD Seasons
Drew Brees.....	10
Brett Favre.....	9
Peyton Manning .....	9
<b>Tom Brady.....</b>	<b>7</b>
Aaron Rodgers.....	6
Philip Rivers.....	6
Dan Marino.....	4
Tony Romo.....	4

### CONSECUTIVE 30 TOUCHDOWN SEASONS

Player	Consec. 30-TD Seasons
Drew Brees.....	9 (2008-16)
Brett Favre.....	5 (1994-98)
Peyton Manning....	5 (2009-10, 12-14)
<b>Tom Brady.....</b>	<b>3 (2010-12)</b>
Dan Marino.....	3 (1984-86)
Aaron Rodgers.....	3 (2014-16)

## ECLIPSING 3K

Brady reached 3,000 passing yards for the 16th time in 2018.

### MOST 3,000-YARD SEASONS

Brett Favre.....	18
<b>Tom Brady.....</b>	<b>16</b>
Drew Brees.....	16
Peyton Manning.....	16
Eli Manning.....	14
Dan Marino.....	13
Ben Roethlisberger .....	13
Philip Rivers.....	13

## 4,000-YARD SEASONS

Brady reached 4,000 yards passing for the tenth time in 2018.

### ALL-TIME 4,000-YARD PASSING SEASONS

Peyton Manning.....	14
Drew Brees.....	12
<b>Tom Brady.....</b>	<b>10</b>
Philip Rivers.....	10
Matt Ryan.....	8

### PATRIOTS TOP PASSING YARD SEASONS

Player	Year	Yards
Tom Brady.....	2011.....	5,235
Tom Brady.....	2012.....	4,827
Tom Brady.....	2007.....	4,806
Tom Brady.....	2015.....	4,770
Tom Brady.....	2017.....	4,577
Drew Bledsoe.....	1994.....	4,555
Tom Brady.....	2009.....	4,398
Tom Brady.....	2018.....	4,355
Tom Brady.....	2013.....	4,343
Tom Brady.....	2005.....	4,110
Tom Brady.....	2014.....	4,109
Drew Bledsoe.....	1996.....	4,086



# TOM BRADY NEWS & NOTES

## A GOOD RATIO

Brady ranks first in touchdown-to-interception ratio among quarterbacks with 400 career touchdown passes. He ranks third in TD-to-INT ratio overall, behind only Aaron Rodgers (4.23) and Russell Wilson (3.11).

### BRADY TOPS 400 CLUB IN TD/INT RATIO (NFL ALL-TIME RANK IN PARENTHESES)

Player	Touchdowns	Interceptions	Ratio
<b>Tom Brady</b>	<b>517 (3)</b>	<b>171 (47)</b>	<b>3.02 (3)</b>
Peyton Manning	539 (1)	251 (9)	2.15 (9)
Drew Brees	520 (2)	233 (14t)	2.23 (6)
Dan Marino	420 (5)	252 (8)	1.67 (28)
Brett Favre	508 (4)	336 (1)	1.51 (38)

## ELITE COMPANY

Brady (267 regular-season starts and 37 playoff starts) and Pro Football Hall of Famer Jerry Rice (284 regular-season starts and 29 playoff starts) are the only NFL players with at least 200 regular-season starts and at least 25 playoff starts.

## MOST STARTS UNDER ONE HC

Brady made his 185th career start at Carolina on Nov. 18, 2013, all under Bill Belichick. It is the most starts by a quarterback under one head coach in NFL history. Brady passed Dan Marino, who had 184 career starts under head coach Don Shula. Brady now has 267 career starts under Belichick.

## FRANCHISE ALL-TIME LEADING PASSER

	ATT	COMP	YDS	
<b>Tom Brady</b>	<b>2000-18</b>	<b>9,375</b>	<b>6,005</b>	<b>70,514</b>
Drew Bledsoe	1993-01	4,518	2,544	29,657
Steve Grogan	1975-90	3,593	1,879	26,886

## MOST GAMES & STARTS IN PATRIOTS HISTORY

Brady passed Bruce Armstrong at Dallas (10/11/15) with his 213th game played in a Patriot uniform. Brady (267) also became the second New England Patriots to start in at least 200 games. Armstrong started in 212 games during his career.

Player	Games
<b>Tom Brady</b>	<b>269</b>
Bruce Armstrong	212
Julius Adams	206

## SECOND-MOST STARTS AT QB

Brady passed Peyton Manning for the second-most starts among all NFL quarterbacks.

### MOST STARTS BY AN NFL QUARTERBACK

Player	Team(s)	Starts
Brett Favre	GB/NYJ/MIN	298
<b>Tom Brady</b>	<b>New England</b>	<b>267</b>
Peyton Manning	IND/DEN	265
Drew Brees	SD/NO	263
Dan Marino	Miami	240
Fran Tarkenton	MIN/NYG	239
John Elway	Denver	231
Eli Manning	N.Y. Giants	230
Vinny Testaverde	TB/CLE/BAL/DAL/CAR	214
Ben Roethlisberger	Pittsburgh	213
Philip Rivers	LA Chargers	208
Warren Moon	HOU/MIN/SEA/KC	203

## 300 CLUB

Brady played in his 300th game overall vs. Tennessee (11/11/18), joining Brett Favre (326) as the only other quarterback to appear in 300 career games.

### MOST GAMES PLAYED BY AN NFL QUARTERBACK (INCLUDING PLAYOFFS)

Player	Team(s)	Games
Brett Favre	GB/NYJ/MIN	326
<b>Tom Brady</b>	<b>New England</b>	<b>306</b>
Peyton Manning	IND/DEN	293

## PLAYER OF THE WEEK HONORS

Brady has earned an NFL-record 30 Player of the Week honors after winning the award in Weeks 2, 3 and 10 of the 2017 season. Brady has earned at least three POW awards in one season five times (2007, 09, 11, 12 and 17). Brady was also named Offensive Player of the Month for November in 2017. It was his 10th Player of the Month award, also the most in NFL history. Peyton Manning is second with eight.

### CAREER PLAYER OF THE WEEK AWARDS

Player	Years	Team(s)	POW Awards
<b>Tom Brady</b>	<b>2000-18</b>	<b>New England</b>	<b>30</b>
Peyton Manning	1998-2015	IND/DEN	27
Dan Marino	1983-1999	Miami	18
Brett Favre	1991-2010	GB/NYJ/MIN	16
John Elway	1983-1998	Denver	15

## PER GAME AVERAGE

### NFL PLAYERS TO AVG. 250 YARDS PER GAME (MINIMUM 50 GAMES)

Player	Team(s)	Yards/Game
Drew Brees	SD/NO	282.0
Matthew Stafford	Detroit	273.2
Peyton Manning	IND/DEN	270.5
Matt Ryan	Atlanta	268.5
<b>Tom Brady</b>	<b>New England</b>	<b>262.1</b>
Kurt Warner	STL/ARI	260.8
Aaron Rodgers	Green Bay	260.3
Ben Roethlisberger	Pittsburgh	260.2
Philip Rivers	SD/LAC	257.8
Carson Palmer	CIN/OAK/ARI	254.1
Dan Marino	Miami	253.6

## 6 TD PERFORMANCES

Brady has thrown six touchdown passes in a game twice and is one of nine NFL players to have thrown at least six touchdowns in a game twice. Brady threw six touchdowns at Miami (10/21/07) and vs. Tennessee (10/18/09).

### NFL PLAYERS WITH AT LEAST TWO 6+TD GAMES

Player	Team(s)	6+ TD Games
Peyton Manning	IND/DEN	3 (one 7-TD and two 6-TD games)
George Blanda	Houston	two 7-TD games
Y.A. Tittle	N.Y. Giants	2 (one 7-TD and one 6-TD game)
Drew Brees	New Orleans	2 (one 7-TD and one 6-TD game)
<b>Tom Brady</b>	<b>New England</b>	<b>2</b>
Charley Johnson	St. Louis Cardinals	2
Ben Roethlisberger	Pittsburgh	2
Aaron Rodgers	Green Bay	2
Patrick Mahomes	Kansas City	2

## MOST 5 TD PERFORMANCES

### MOST CAREER GAMES WITH FIVE TOUCHDOWN PASSES

Player	Team(s)	5-TD Games
Drew Brees	SD/NO	10
Peyton Manning	IND/DEN	9
<b>Tom Brady</b>	<b>New England</b>	<b>6</b>
Dan Marino	Miami	6
Ben Roethlisberger	Pittsburgh	6



# TOM BRADY NEWS & NOTES

## 29 CAREER 4-TD GAMES

Brady has thrown four or more touchdowns 29 times - 23 four-touchdown games, four five-touchdown games and two six-touchdown games. The Patriots are 28-1 when Brady throws four or more touchdown passes.

### MOST GAMES WITH 4+ TOUCHDOWN PASSES

Player	Team(s)	4+ TD Games
Peyton Manning	IND/DEN	35
Drew Brees	SD/NO	34
<b>Tom Brady</b>	<b>New England</b>	<b>29</b>
Brett Favre	GB/NYJ/MIN	23

### MOST GAMES WITH 4+ TDS AND NO INTERCEPTIONS

Player	Team(s)	Games
<b>Tom Brady</b>	<b>New England</b>	<b>23</b>
Drew Brees	SD/NO	23
Peyton Manning	IND/DEN	18

## 300 YARDS, 4 TDS & 0 INTS

Brady had his 15th NFL game with 300 yards, four touchdowns and no interceptions vs. Houston (09/24/17), second in NFL history to the 20 such games by Drew Brees.

## 3 TD & 0 INTS

Brady has 57 game with at least three touchdowns and no interceptions. The Patriots are 54-3 (.947) in such games.

### MOST GAMES WITH THREE TDS & ZERO INTS IN NFL HISTORY

Player	Team(s)	Games with 3+ TD/0 INT
<b>Tom Brady</b>	<b>New England</b>	<b>57</b>
Peyton Manning	IND/DEN	51
Drew Brees	SD/NO	48

## AIRING IT OUT

### BEST NFL RECORDS FOR A QB WITH 50 OR MORE PASS ATTEMPTS (INCLUDING PLAYOFFS)

Player	Team(s)	Record
<b>Tom Brady</b>	<b>New England</b>	<b>19-9 (6-2 in postseason)</b>
Dan Marino	Miami	5-11
Drew Brees	SD/NO	4-15
Peyton Manning	IND/DEN	4-13

## SECOND FOR ATTEMPTS BETWEEN INTS

Brady attempted 358 consecutive regular-season passes without an interception, a streak spanning from Oct. 17, 2010-Sept. 1, 2011. Brady eclipsed Bernie Kosar's record on Dec. 26, 2010, at Buffalo. The record was broken by Aaron Rodgers in 2018.

### MOST CONSECUTIVE PASS ATTEMPTS WITHOUT AN INTERCEPTION

Player	Team	Season(s)	Att
Aaron Rodgers	Green Bay	2018	402
<b>Tom Brady</b>	<b>New England</b>	<b>2010-11</b>	<b>358</b>
Alex Smith	Kansas City	2015	312
Bernie Kosar	Cleveland	1990-91	308
Drew Brees	New Orleans	2015-16	305

## TOWERING TD PASSES

Brady has throw 43 touchdown passes of 50-plus yards, tied for fifth-most in NFL history.

### MOST TD PASSES OF 50-PLUS YARDS

Player	Team(s)	50+ Yard TD Passes
Johnny Unitas	Baltimore	51
John Hadl	SD/LAR/GB/HOU	46
Peyton Manning	IND/DEN	46
Fran Tarkenton	MIN/NYG	44
<b>Tom Brady</b>	<b>New England</b>	<b>43</b>
Drew Brees	SD/NO	43
Brett Favre	GB/NYJ/MIN	43

## 71 DIFFERENT TARGETS

Brady connected with WR Josh Gordon on a 34-yard touchdown pass in the win vs. Indianapolis (10/04/18), becoming the 71st different player to catch a touchdown pass from Brady. In doing so, Brady moved past Vinny Testaverde for the most TD targets by a quarterback in NFL history.

### MOST TOUCHDOWN TARGETS BY AN NFL QUARTERBACK

Quarterback	Team(s)	TD Targets
<b>Tom Brady</b>	<b>New England</b>	<b>71</b>
Vinny Testaverde	TB/CLE/BAL/DAL/CAR	70
Steve DeBerg	SF/DEN/TB/KC/ATL	62
Brett Favre	GB/NYJ/MIN	61

## 40 YEAR-OLD QBS

Brady joined just 12 other quarterbacks since the 1970 merger to start an NFL game past the age of 40. The oldest player to attempt a pass in a game was George Blanda at age 48 as a member of the Oakland Raiders in the final game of his career on Dec. 21, 1975. Blanda finished with one completion on three attempts for 11 yards. Brady is the fourth Patriots player to play at 40, joining Doug Flutie (43 in 2005), Vinny Testaverde (43 in 2006) and Junior Seau (40 in 2009).

### 40 YEAR OLDS TO START AT QB SINCE 1970

Player/Team	Age at Last Start	Date of Last Start
Steve DeBerg/ATL	44 years, 9 mos.	10/25/1998 at NYJ
Warren Moon/KC	44 years, 0 mos.	11/26/2000 at SD
Vinny Testaverde/CAR	44 years, 0 mos.	12/9/2007 at JAX
Doug Flutie/SD	42 years, 2 mos.	1/2/2005 vs. KC
Earl Morrall/MIA	41 years, 6 mos.	12/1/1975 vs. NE
<b>Tom Brady/NE</b>	<b>41 years, 4 mos.</b>	<b>12/30/18 vs. MIA</b>
Brett Favre/MIN	41 years, 2 mos.	12/20/2010 vs. CHI
Len Dawson/KC	40 years, 5 mos.	12/7/1975 vs. SD
Vince Evans/OAK	40 years, 5 mos.	12/3/1995 vs. KC
Johnny Unitas/SD	40 years, 5 mos.	10/7/1973 at PIT
Matt Hasselbeck/IND	40 years, 3 mos.	12/27/2015 at MIA
Sonny Jurgensen/WAS	40 years, 3 mos.	12/15/1974 vs. CHI
Brad Johnson/DAL	40 years, 1 mos.	11/2/2008 at NYG

\*In NFL history, 13 other QBs aged 40+ have started at least one game.

### STARTING QUARTERBACKS AT AGE 40-OR-OLDER NFL HISTORY

Player	W-L	TD-INT	Rating
<b>Tom Brady</b>	<b>24-8</b>	<b>61-19</b>	<b>100.2</b>
Brett Favre	13-12	36-25	90.2
Warren Moon	11-14	37-25	80.4
Vinny Testaverde	8-17	24-32	72.3
Matt Hasselbeck	5-3	9-5	84.0
Doug Flutie	3-3	10-4	80.4
Sonny Jurgensen	3-1	11-5	94.5
Charlie Conerly	2-1	7-6	61.8
Earl Morrall	2-0	6-6	74.2
Len Dawson	1-4	5-4	90.0
Vince Evans	1-2	6-8	71.5
Brad Johnson	1-2	2-5	50.5
Johnny Unitas	1-3	3-7	40.0
Steve DeBerg	0-1	3-1	80.4

Brady led the Patriots to their ninth win of the season in the victory over Miami on Nov. 26, 2017, the most ever by a 40-year old quarterback in the Super Bowl era. Brady has the most TDs by a 40 year old QB in a season with 32 in 2017 and 29 in 2018.

Brady led the NFL with 4,577 yards passing in 2017 to become the oldest quarterback to lead the NFL in passing.

### MOST PASSING YARDS BY A PLAYER AT AGE 40

Player	Year	Yards
<b>Tom Brady</b>	<b>2017</b>	<b>4,577</b>
<b>Tom Brady</b>	<b>2018</b>	<b>4,355</b>
Warren Moon	1997	3,678
Vinny Testaverde	2004	3,532
Brett Favre	2009	3,365



# TOM BRADY NEWS & NOTES

## MISTAKE-FREE FOOTBALL

Brady set an NFL record from 2010-11 with 11 consecutive starts without throwing an interception. He went 358 consecutive pass attempts without throwing a pick.

### BRADY'S MOST CONSECUTIVE STARTS WITHOUT AN INT.

Player	Consec. Starts Without an INT	Dates
Tom Brady	11*	10/24/10-01/02/11
Tom Brady	6	12/18/16-10/05/17

\*NFL Record

### BRADY'S CONSECUTIVE PASSES WITHOUT AN INTERCEPTION

Player	Consec. Passes Without an INT	Dates
Tom Brady	358	10/17/10-09/12/11
Tom Brady	264	12/12/16-10/05/17
Tom Brady	201	10/14/12-12/02/12
Tom Brady	196	12/21/14-10/18/15
Tom Brady	190	09/16/12-10/14/12

## ANOTHER MILESTONE FOR BRADY

Brady reached 1,000 yards rushing in his 265th game, the most games in NFL history that it has taken a player to reach the milestone. Before Brady, Y.A. Tittle held the record with 1,000 yards rushing in his 161st NFL game. Tittle finished his NFL career with 999 yards rushing.

### PATRIOTS QB LEADING RUSHERS

Steve Grogan	2,176
<b>Tom Brady</b>	<b>1,003</b>
Babe Parilli	949

## THE BRADY SIX

Brady was the seventh quarterback selected in the 2000 NFL Draft.

### QUARTERBACKS TAKEN IN THE 2000 NFL DRAFT

Rd	Pick	Player	Taken By
1	18	Chad Pennington	N.Y. Jets
3	65	Giovanni Carmazzi	San Francisco
3	75	Chris Redman	Baltimore
5	163	Tee Martin	Pittsburgh
6	168	Marc Bulger	New Orleans
6	183	Spurgeon Wynn	Cleveland
<b>6</b>	<b>199</b>	<b>Tom Brady</b>	<b>New England</b>

## BRADY SINGLE-SEASON NOTES

### BRADY HAD LOW INT PCT.

Brady threw just two interceptions in 432 pass attempts in 2016 for an interception rate of 0.46, fifth-best in a single season. Patriots backup QB Brian Hoyer set the NFL record in 2016 with Chicago by attempting 200 passes without an interception.

### NFL INTERCEPTION PERCENTAGE (MINIMUM 150 ATTEMPTS)

Player	Team	Year	ATT-INT	Int. Pct.
Brian Hoyer	Chicago	2016	200-0	0.00
Aaron Rodgers	Green Bay	2018	597-2	0.30
Damon Huard	Kansas City	2006	244-1	0.41
Josh McCown	Chicago	2013	224-1	0.45
<b>Tom Brady</b>	<b>New England</b>	<b>2016</b>	<b>432-2</b>	<b>0.46</b>
David Garrard	Jacksonville	2005	168-1	0.60
Nick Foles	Philadelphia	2013	317-2	0.63
Joe Ferguson	Buffalo	1976	151-1	0.66
Sam Bradford	Minnesota	2016	519-4	0.77
<b>Tom Brady</b>	<b>New England</b>	<b>2010</b>	<b>492-4</b>	<b>0.81</b>
Dak Prescott	Dallas	2016	459-4	0.87
Steve DeBerg	Kansas City	1990	444-4	0.90
Sam Bradford	Minnesota	2016	552-5	0.90

## 50 TD PASSES

Brady threw a then NFL-record 50 touchdown passes in 2007.

### QUARTERBACKS WITH 45 OR MORE TOUCHDOWN PASSES IN A SEASON

Player	Team	Year	TD Passes
Peyton Manning	Denver	2013	55
<b>Tom Brady</b>	<b>New England</b>	<b>2007</b>	<b>50</b>
Patrick Mahomes	Kansas City	2018	50
Peyton Manning	Indianapolis	2004	49
Dan Marino	Miami	1984	48
Drew Brees	New Orleans	2011	46
Aaron Rodgers	Green Bay	2011	45

## SINGLE SEASON PASSING LEADERS

Brady owns ten of the 12 4,000-yard passing seasons in Patriots history.

### PATRIOTS TOP PASSING YARDS/SEASON

Player	Year	Yards
Tom Brady	2011	5,235
Tom Brady	2012	4,827
Tom Brady	2007	4,806
Tom Brady	2015	4,770
Tom Brady	2017	4,577
Drew Bledsoe	1994	4,555
Tom Brady	2009	4,398
Tom Brady	2018	4,355
Tom Brady	2013	4,343
Tom Brady	2005	4,110
Tom Brady	2014	4,109
Drew Bledsoe	1996	4,086

## PASSING YARD PACE

Brady owns one of the 11 5,000-yard passing seasons in NFL history.

### MOST PASSING YARDS IN A SEASON

Player	Team	Year	Yards
Peyton Manning	Denver	2013	5,477
Drew Brees	New Orleans	2011	5,476
<b>Tom Brady</b>	<b>New England</b>	<b>2011</b>	<b>5,235</b>
Drew Brees	New Orleans	2016	5,208
Drew Brees	New Orleans	2012	5,177
Drew Brees	New Orleans	2013	5,162
Ben Roethlisberger	Pittsburgh	2018	5,129
Patrick Mahomes	Kansas City	2018	5,097
Dan Marino	Miami	1984	5,084
Drew Brees	New Orleans	2008	5,069
Matthew Stafford	Detroit	2011	5,038

## CAREER HIGH COMPLETIONS

Brady threw a career-high 402 completions in 2015. His previous best was 401 completions in 2011 and 2012. Brady (3) joined Drew Brees (9), Matt Ryan (5) and Peyton Manning (3) for the most seasons with 400 completions.

## BEST TD/INT RATIO IN NFL HISTORY

Brady threw 28 touchdown passes and just two interceptions in 2016 for an NFL-best single-season TD/INT ratio of 14.0.

### BEST SINGLE-SEASON TD/INT RATIO IN NFL HISTORY (MINIMUM OF 20 TD PASSES)

Player	Team	Year	TD/INT	Ratio
<b>Tom Brady</b>	<b>New England</b>	<b>2016</b>	<b>28/2</b>	<b>14.00</b>
Nick Foles	Philadelphia	2013	27/2	13.50
Aaron Rodgers	Green Bay	2018	25/2	12.50
<b>Tom Brady</b>	<b>New England</b>	<b>2010</b>	<b>36/4</b>	<b>9.00</b>
Aaron Rodgers	Green Bay	2014	38/5	7.60
Aaron Rodgers	Green Bay	2011	45/6	7.50
<b>Tom Brady</b>	<b>New England</b>	<b>2007</b>	<b>50/8</b>	<b>6.25</b>





# TOM BRADY NEWS & NOTES

## BRADY SINGLE GAME NOTES

### 300 IN A HALF

Brady had his fifth 300-yard half and his second 300-yard first half after throwing for 302 yards in the first half at New Orleans (09/17/17).

Yards	Game	Half
367	vs. San Francisco (12-16-12)	2nd half
345	vs. Tennessee (10-18-09)	1st half
323	vs. Cleveland (12-08-13)	2nd half
306	at Miami (9-12-11)	2nd half
302	at New Orleans (9-17-17)	1st half

### SINGLE-GAME RECORDS

Tom Brady threw for 466 yards at Buffalo (09/20/15), the second-highest single-game mark of his career and the most ever against Buffalo, eclipsing the 464 yards by George Blanda in 1961.

### MOST PASSING YARDS IN A GAME IN PATRIOTS HISTORY

Player	Date	Opp	Att	Cmp	Yds	TD	Int
Tom Brady	09/12/11	MIA	48	32	517	4	1
Tom Brady	09/20/15	BUF	59	38	466	3	0
Tom Brady	09/17/17	NO	39	30	447	3	0
Tom Brady	12/16/12	SF	65	36	443	1	2
Tom Brady	11/03/13	PIT	33	23	432	4	0
Drew Bledsoe	11/13/94	MIN	70	45	426	3	0
Drew Bledsoe	11/23/98	MIA	54	28	423	2	2
Tom Brady	09/18/11	SD	40	31	423	3	0

### SPREADING THE WEALTH

Brady has completed passes to 10 different receivers 10 times in his career, most recently in a win at Buffalo (10/12/14).

### BRADY HANGS 50

Brady and the Patriots knocked off Jacksonville, 51-17, on Sept. 27, 2015, the eighth time New England has scored at least 50 points in a game started by Brady, the most by a quarterback in NFL history. Pro Football Hall of Famer Len Dawson (6) is second. Brady's eight 50-point games are more than 20 current teams have in their entire history.

Date	Opponent	Score
10/28/07	vs. Washington	52-7
11/18/07	at Buffalo	56-10
10/18/09	vs. Tennessee	59-0
09/30/12	at Buffalo	52-28
11/18/12	vs. Indianapolis	59-24
11/03/13	vs. Pittsburgh	55-31
10/26/14	vs. Chicago	51-23
09/27/15	vs. Jacksonville	51-17

### BRADY THE PASS CATCHER

Brady caught a 6-yard pass from WR Julian Edelman vs. Tennessee (11/11/18), joining WR Jerry Rice as the only 41-year olds in NFL history with a reception.

## 50-YARD DOUBLE DOWN

Brady has thrown at least two 50-yard passes in the same game 12 times in his career. His career best came in 2009 with three 50-yard strikes in one game.

### BRADY'S GAMES WITH AT LEAST TWO 50-YARD PASSES

#### 10/9/05 @ ATLANTA

55t (3Q) Bethel Johnson  
51 (1Q) Deion Branch

#### 1/14/06 @ DENVER \*AFC DIVISIONAL PLAYOFF ROUND

73 (4Q) Deion Branch  
51 (2Q) Andre' Davis

#### 12/31/06 @ TENNESSEE

62t (3Q) Reche Caldwell  
52 (1Q) Corey Dillon

#### 12/9/07 VS. PITTSBURGH

63t (2Q) Randy Moss  
56t (3Q) Jabar Gaffney >Flea-flicker w/R. Moss

#### 11/15/09 @ INDIANAPOLIS

63t (2Q) Randy Moss  
55 (1Q) Randy Moss

#### 12/06/09 @ MIAMI

58t (1Q) Randy Moss  
58 (2Q) Wes Welker  
81t (3Q) Sam Aiken

#### 11/22/12 @ NY JETS

83t (2Q) Shane Vereen  
56t (2Q) Julian Edelman

#### 11/03/13 VS. PITTSBURGH

57 (2Q) Danny Amendola  
81t (4Q) Aaron Dobson

#### 11/15/15 @ NEW YORK GIANTS

76t (4Q) Rob Gronkowski  
54 (4Q) Brandon LaFell

#### 10/30/16 @ BUFFALO

53t (1Q) Chris Hogan  
53t (2Q) Rob Gronkowski

#### 12/04/16 VS. BALTIMORE

61 (2Q) James White  
79t (4Q) Chris Hogan

#### 11/19/17 @ OAKLAND

52 (2Q) Brandin Cooks  
64t (3Q) Brandin Cooks





# TOM BRADY PLAYOFF NOTES

## TOPS IN POSTSEASON STATS LISTS

Tom Brady leads the NFL in postseason touchdowns (71), passing yards (10,226), postseason wins (27) and postseason 300-yard games (14).

### NFL ALL-TIME LEADERS: POSTSEASON TOUCHDOWN PASSES

Player	Team(s)	TDs
Tom Brady	New England	71
Joe Montana	SF/KC	45
Brett Favre	GB/MIN	44
Peyton Manning	IND/DEN	40
Aaron Rodgers	Green Bay	36
Dan Marino	Miami	32
Kurt Warner	STL/ARZ	31

### NFL ALL-TIME LEADERS: POSTSEASON TD PASSES, SINGLE GAME

Player	Team	Game	TDs
Tom Brady	NE	AFC-D: NE vs. DEN (01/14/12)	6
Daryle Lamonica	OAK	AFC-D: OAK vs. HOU (12/21/69)	6
Steve Young	SF	SB: SF vs. SD (01/30/95)	6

### NFL ALL-TIME LEADERS: POSTSEASON PASSING YARDS

Player	Team(s)	YDs
Tom Brady	New England	10,226
Peyton Manning	IND/DEN	7,339
Brett Favre	GB/MIN	5,855
Joe Montana	SF/KC	5,772
Ben Roethlisberger	Pittsburgh	5,256

### NFL ALL-TIME LEADERS: POSTSEASON COMPLETIONS

Player	Team(s)	Completions
Tom Brady	New England	920
Peyton Manning	IND/DEN	649
Brett Favre	GB/MIN	481
Joe Montana	SF/KC	460

### NFL ALL-TIME LEADERS: POSTSEASON COMP. PCT., SINGLE GAME

Player	Team	Game	Comp PCT.
Tom Brady	NE	AFC-D: NE vs. JAX (01/12/08)	92.9 (26-28)
Phil Simms	NYG	SB: NYG vs. DEN, (01/26/87)	88.0 (22-25)
Kurt Warner	ARI	NFC-WC: ARI vs. (02/01/09)	87.9 (29-33)

### MOST 300-YARD PASSING GAMES, POSTSEASON HISTORY

Player	Team(s)	300-Yd Games
Tom Brady	New England	14
Peyton Manning	IND/DEN	9
Drew Brees	SD/NO	7
Aaron Rodgers	Green Bay	6
Joe Montana	SF/KC	6
Kurt Warner	STL/ARZ	6
Dan Fouts	San Diego	5
Ben Roethlisberger	Pittsburgh	5

### NFL ALL-TIME LEADERS: POSTSEASON TD PASSES, CONSECUTIVE GAMES

Player	Team(s)	Games
Brett Favre	GB/MIN	20 (1995-2009)
Tom Brady	New England	18 (2001-11)
Dan Marino	Miami	13 (1983-95)

### QBS WITH MORE THAN 3 SUPER BOWL VICTORIES

Player	Team	Wins
Tom Brady	New England	5
Terry Bradshaw	Pittsburgh	4
Joe Montana	San Francisco	4

### PLAYERS WITH MULTIPLE SUPER BOWL MVP AWARDS

Player	Team	MVPs
Tom Brady	New England	4
Joe Montana	San Francisco	3
Terry Bradshaw	Pittsburgh	2
Bart Starr	Green Bay	2
Eli Manning	N.Y. Giants	2

## BRADY HAS MOST PLAYOFF WINS

Tom Brady is the winningest quarterback in NFL playoff history among signal callers who have made at least 10 starts.

### MOST PLAYOFF WINS BY STARTING QB IN NFL HISTORY

Player	Team(s)	Playoff Wins
Tom Brady	New England	27
Joe Montana	SF/KC	16
Terry Bradshaw	Pittsburgh	14
John Elway	Denver	14
Peyton Manning	IND/DEN	14
Brett Favre	GB/MIN	13
Ben Roethlisberger	Pittsburgh	13

### HIGHEST PLAYOFF WIN PCT. BY STARTING QB IN NFL HISTORY (MINIMUM 10 STARTS)

Player	Team(s)	W	L	PCT.
Bart Starr	Green Bay	9	1	.900
Jim Plunkett	OAK/L.A. Raiders	8	2	.800
Terry Bradshaw	Pittsburgh	14	5	.737
Troy Aikman	Dallas	11	4	.733
Tom Brady	New England	27	10	.730
Joe Montana	SF/KC	16	7	.696
Kurt Warner	STL/ARZ	9	4	.692
Russell Wilson	Seattle	8	4	.667
John Elway	Denver	14	7	.667
Joe Flacco	Baltimore	10	5	.667
Eli Manning	NY Giants	8	4	.667

### MOST PLAYOFF STARTS BY A QUARTERBACK

Player	Team(s)	Starts
Tom Brady	New England	37
Peyton Manning	IND/DEN	27
Brett Favre	GB/MIN	24
Joe Montana	SF/KC	23
John Elway	Denver	21
Ben Roethlisberger	Pittsburgh	21

## BRADY IN THE SUPER BOWL

Brady is the all-time leader in Super Bowl passing yards (2,576), completions (235), pass attempts (357) and touchdowns (18). Brady's start in Super Bowl LII was his NFL-record eighth Super Bowl start, the most among all NFL players.

### SUPER BOWL PASSING YARDS

Player	ATT	CMP	Yards
Tom Brady	357	235	2,576
Kurt Warner	132	83	1,156
Joe Montana	122	83	1,142
John Elway	152	76	1,128
Peyton Manning	155	103	1,001
Terry Bradshaw	84	49	932

### SUPER BOWL PASSING TOUCHDOWNS

Player	Appearances	TDs
Tom Brady	8	18
Joe Montana	4	11
Terry Bradshaw	4	9
Roger Staubach	4	8
Kurt Warner	3	6

### SUPER BOWL STARTS BY A QUARTERBACK

Starting QB	Team(s)	Starts	Appearances
Tom Brady	NE	8	XXXVI, XXXVIII, XXXIX, XLII, XLVI, XLIX, LI, LII
John Elway	DEN	5	XXI, XXII, XXIV, XXXII, XXXIII
Terry Bradshaw	PIT	4	IX, X, XIII, XIV
Jim Kelly	BUF	4	XXV, XXVI, XXVII, XXVIII
Peyton Manning	IND/DEN	4	XLI, XLIV, XLVIII, 50
Joe Montana	SF	4	XVI, XIX, XXIII, XXIV
Roger Staubach	DAL	4	VI, X, XII, XIII



# TOM BRADY PLAYOFF NOTES

## CONFERENCE KING

The 2017 AFC Championship was Tom Brady's eighth conference title, the most conference titles for a quarterback in NFL history during the Super Bowl Era (since 1966).

### MOST CONFERENCE CHAMPIONSHIPS BY A STARTING QUARTERBACK IN SUPER BOWL ERA

STARTING QB	TEAM(S)	#	SEASONS	SUPER BOWL APPEARANCES
Tom Brady	New England	8	2001, 03-04, 07, 11, 14, 16-17	XXXVI, XXXVIII, XXXIX, XLII, XLVI, XLIX, LI, LII
John Elway	Denver	5	1986, 87, 89, 97-98	XXI, XXII, XXIV, XXXII, XXXIII
Terry Bradshaw	Pittsburgh	4	1974-75, 78-79	IX, X, XIII, XIV
Jim Kelly	Buffalo	4	1990-93	XXV, XXVI, XXVII, XXVIII
Joe Montana	San Francisco	4	1981, 84, 88-89	XVI, XIX, XXIII, XXIV
Roger Staubach	Dallas	4	1971, 75, 77-78	VI, X, XII, XIII
Peyton Manning	IND/DEN	4	2006, 09, 13, 15	XLI, XLIV, XLVIII, 50
Troy Aikman	Dallas	3	1992-93, 95	XXXVII, XXXVIII, XXX
Bob Griese	Miami	3	1971-73	VI, VII, VIII
Ben Roethlisberger	Pittsburgh	3	2005, 08, 10	XL, XLIII, XLV
Fran Tarkenton	Minnesota	3	1973-74, 76	VII, IX, XI
Kurt Warner	STL/ARZ	3	1999, 2001, 08	XXXIV, XXXVI, XLIII

### SUPER COMBINATION

New England head coach Bill Belichick and quarterback Tom Brady won their eighth conference championship together in 2017. Three other coach/quarterback duos have qualified for four Super Bowls - Dallas' Tom Landry and Roger Staubach; Buffalo's Marv Levy and Jim Kelly; and Pittsburgh's Chuck Noll and Terry Bradshaw.

### MOST CONFERENCE CHAMPIONSHIPS BY A HEAD COACH-QUARTERBACK TANDEM

Quarterback	Head Coach	Team	Conf. Titles	SB Wins
Tom Brady	Bill Belichick	New England	8	5
Terry Bradshaw	Chuck Noll	Pittsburgh	4	4
Roger Staubach	Tom Landry	Dallas	4	2
Jim Kelly	Marv Levy	Buffalo	4	0

### DIVISION TITLES

Tom Brady added to his NFL record with his 16th division championship in 2018. Peyton Manning has the second-most with 12 division titles.

16

Quarterback	Division Titles
Tom Brady	16
Peyton Manning	12
Joe Montana	9
Brett Favre	8
Terry Bradshaw	7
John Elway	7

### MOST CONSECUTIVE DIVISION TITLES

Tom Brady extended an NFL record by leading the Patriots to their tenth straight division title in 2018.

#### MOST CONSECUTIVE DIVISION TITLES

Player	Team	Cons. Division Titles
Tom Brady	New England	10 (2009-18)
Terry Bradshaw	Pittsburgh	6 (1974-79)
Fran Tarkenton	Minnesota	6 (1973-78)

### CONSECUTIVE COMPLETIONS IN SB HISTORY

In Super Bowl XLVI, Brady completed a record 16 straight passes to set a new Super Bowl record. The previous record was held by Joe Montana, who had 13 straight completions in Super Bowl XXIV.

### RECORD 12TH CONFERENCE CHAMPIONSHIP

Tom Brady extended his NFL-record to 12 conference championship game in 2017. Gene Upshaw and George Blanda are second after playing in 10 conference championship games.

### BRADY POSTSEASON GAMES

Tom Brady has competed in 37 postseason games, most in NFL history.

### MOST POSTSEASON GAMES IN NFL HISTORY

Player	Team(s)	Postseason Games
Tom Brady	New England	37
Adam Vinatieri	NE/IND	30
Jerry Rice	SF/OAK/SEA	29
D.D. Lewis	Dallas	27
Peyton Manning	IND/DEN	27

### GOOD THINGS COME IN THREES

Tom Brady threw three TD passes in Super Bowl LII vs. Philadelphia. Brady now has 11 career playoff games with three or more touchdowns, passing Joe Montana for the most in the Super Bowl era. New England is 10-1 in those games.

### MOST 3-TOUCHDOWN PASS PLAYOFF GAMES

Tom Brady	11
Joe Montana	9
Aaron Rodgers	7
Peyton Manning	6
Brett Favre	6



# TOM BRADY PLAYOFF NOTES

## BRADY IN THE WILD CARD ROUND

Brady has played in three Wild Card Playoff games in his career and has a win-loss record of 2-1 in this games. In total, he has completed 60-of-103 pass attempts for 567 passing yards and seven passing touchdowns.

<b>Date</b>	<b>Opp.</b>	<b>Att.</b>	<b>Cmp.</b>	<b>Yds.</b>	<b>TD</b>	<b>INT</b>	<b>Lg</b>	<b>Rtg.</b>	<b>Final</b>
01/07/06	JAX	27	15	201	3	0	63t	116.4	28-3
01/07/07	NYJ	34	22	212	2	0	31	101.6	37-16
01/10/10	BAL	42	23	154	2	3	24	49.1	14-33
<b>TOTALS</b>		<b>103</b>	<b>60</b>	<b>567</b>	<b>7</b>	<b>3</b>	<b>63t</b>	<b>84.1</b>	<b>2-1</b>

## BRADY IN THE DIVISIONAL ROUND

Brady has played in 14 Divisional Playoff games since 2002 and compiled a record of 12-2. In those games he has completed 351 of 562 pass attempts for 4,037 passing yards and 29 passing touchdowns.

<b>Date</b>		<b>Opp.</b>	<b>Att.</b>	<b>Cmp.</b>	<b>Yds.</b>	<b>TD</b>	<b>INT</b>	<b>Lg</b>	<b>Rtg.</b>	<b>Final</b>
01/19/02		OAK	52	32	312	0	1	29	70.4	16-13 (OT)
01/10/04		TEN	41	21	201	1	0	41t	73.3	17-14
01/16/05		IND	27	18	144	1	0	17	92.2	20-3
01/14/06	at	DEN	36	20	341	1	2	73	74	13-27
01/14/07	at	SD	51	27	280	2	3	49	57.6	24-21
01/12/08		JAX	28	26	262	3	0	53	141.4	31-20
01/16/11		NYJ	45	29	299	2	1	37	89	21-28
01/14/12		DEN	34	26	363	6	1	61t	137.6	45-10
01/13/13		HOU	40	25	344	3	0	47	115	41-28
01/11/14		IND	25	13	198	0	0	53	78.4	43-22
01/10/15		BAL	50	33	367	3	1	46	99.3	35-31
01/16/16		KC	42	28	302	2	0	42	103.5	27-20
01/14/17		HOU	38	18	287	2	2	48	68.6	34-16
01/13/18		TEN	53	35	337	3	0	31	102.5	35-14
<b>TOTALS</b>			<b>562</b>	<b>351</b>	<b>4,037</b>	<b>29</b>	<b>11</b>	<b>73</b>	<b>93.1</b>	<b>12-2</b>

## BRADY IN THE AFC CHAMPIONSHIP

Brady will make his 12th appearance in the AFC Championship game this week. He owns a 8-4 record in the title game. In total, he has completed 274 of 442 pass attempts for 3,046 passing yards and 17 touchdowns.

<b>Date</b>		<b>Opp.</b>	<b>Att.</b>	<b>Cmp.</b>	<b>Yds.</b>	<b>TD</b>	<b>INT</b>	<b>Lg</b>	<b>Rtg.</b>	<b>Final</b>
01/27/02	at	PIT	18	12	115	0	0	28	84.3	16-13
01/18/04		IND	37	22	237	1	1	28	76.1	24-14
01/23/05	at	PIT	21	14	207	2	0	60t	130.5	41-27
01/21/07	at	IND	34	21	232	1	1	27	79.5	34-38
01/20/08		SD	33	22	209	2	3	18	66.4	21-12
01/22/12		BAL	36	22	239	0	2	23	57.5	23-20
01/20/13		BAL	54	29	320	1	2	36	62.3	13-28
01/19/14	at	DEN	38	24	277	1	0	27	93.9	16-26
01/18/15		IND	35	23	226	3	1	30	100.4	45-7
01/24/16	at	DEN	56	27	310	1	2	40	56.4	18-20
01/22/17		PIT	42	32	384	3	0	41	127.5	36-17
01/21/18		JAX	38	26	290	2	0	31	108.4	24-20
<b>TOTALS</b>			<b>442</b>	<b>274</b>	<b>3,046</b>	<b>17</b>	<b>12</b>	<b>60t</b>	<b>83.9</b>	<b>8-4</b>

## BRADY IN THE SUPER BOWL

Brady made his NFL-record eighth Super Bowl appearance on February 4, 2018 in Super Bowl LII. He owns a 5-3 record in his eight appearances, and has completed 235-of-357 passes for 2,576 yards total and 18 touchdown passes, all of which are Super Bowl records.

<b>Date</b>	<b>Opp.</b>	<b>Att.</b>	<b>Cmp.</b>	<b>Yds.</b>	<b>TD</b>	<b>INT</b>	<b>Lg.</b>	<b>Rtg.</b>	<b>Final</b>
02/03/02	STL	27	16	145	1	0	23	86.2	20-17
02/01/04	CAR	48	32	354	3	1	52	100.5	32-29
02/06/05	PHI	33	23	236	2	0	27	110.2	24-21
02/03/08	NYG	48	29	266	1	0	19	82.5	14-17
02/05/12	NYG	41	27	276	2	1	21	91.1	17-21
02/01/15	SEA	50	37	328	4	2	23	101.1	28-24
02/05/17	ATL	62	43	466	2	1	28	95.2	34-28 (OT)
02/04/18	PHI	48	28	505	3	0	50	115.4	33-41
<b>TOTALS</b>		<b>357</b>	<b>235</b>	<b>2,576</b>	<b>18</b>	<b>5</b>	<b>52</b>	<b>98.0</b>	<b>5-3</b>



## C DAVID ANDREWS

### FOOTBALL FAMILY

David Andrews is the nephew of long-time NFL head coach and player Dan Reeves. Andrews said the bond between the two is still strong and he still seeks Reeves' advice.


"Not many people in my family know what it's like to play in the NFL," Andrews told *The Boston Globe*. "So he's kind of the only one I can bounce things off or someone who might understand what it's like, so it's definitely cool."

## FB JAMES DEVELIN

### DEVELIN FINDS THE END ZONE TWICE

FB James Develin notched the first two-touchdown game of his career vs. Minnesota on Dec. 2, 2018. He had a streak of three straight rushing attempts that resulted in touchdowns beginning with a 1-yard touchdown run at Tennessee on Nov. 11. Develin had one rushing touchdown in his first 74 games and finished with four in 2018 alone.

## WR JULIAN EDELMAN



### WHAT TO LOOK FOR IN 2018

- Ranks third in NFL history with 89 postseason receptions, behind Jerry Rice (151) and Reggie Wayne (93), and needs five postseason receptions to move past Wayne into second place all-time.
- Is one of 14 NFL players with at least 1,000 postseason receiving yards and his 1,024 postseason receiving yards are ranked 13th in NFL history. He needs 39 receiving yards to move into the top 10.

- Is tied with Deion Branch and Rob Gronkowski for first in Patriots history with four 100-yard receiving games in the postseason.

### 2018 ACCOMPLISHMENTS

- Caught six passes vs. Buffalo (12/23/18) to move past Ben Coates for fifth-most receptions in team history and now has 499 receptions.
- Notched 57 receiving yards vs. Indianapolis (10/04/18) to pass Gino Cappelletti into ninth place for receiving yards in team history and is now in seventh place on the all-time list with 5,390.

### VERY RECEPTIVE

Julian Edelman has averaged 6.3 receptions per game since 2013, sixth-highest average in the NFL over that span.

Player	Team(s)	Receptions Per Game
Antonio Brown	Pittsburgh	7.5
Michael Thomas	New Orleans	6.8
Julio Jones	Atlanta	6.8
Keenan Allen	LA Chargers	6.6
Odell Beckham Jr.	N.Y. Giants	6.4
<b>Julian Edelman</b>	<b>New England</b>	<b>6.3</b>
DeAndre Hopkins	Houston	6.3

### CHIPPING IN WITH VERSATILITY

Edelman had 37 yards passing, 28 yards rushing and 71 yards receiving in the Week 9 victory over the Green Bay Packers on Nov. 4, 2018. The last Patriot to accomplish the feat was David Patten at Indianapolis on Oct. 21, 2001, with 60 yards passing, 29 yards rushing and 117 yards receiving.

### RECORD RETURNER

Edelman set a franchise record with his fourth career punt return for a touchdown when he returned a punt 84 yards for a touchdown vs. Denver on Nov. 2, 2014. He also set a franchise record with a 94-yard punt returned for a touchdown vs. Miami (01/02/11). The previous longest punt return was an 89-yard touchdown return by Mike Haynes vs. Buffalo (11/07/76). Edelman also returned punts for touchdowns vs. Kansas City (11/21/11 - 72 yards) and vs. Indianapolis (11/18/12 - 68 yards).

### MOST PUNT RETURN TOUCHDOWNS/PATRIOTS CAREER

Player	Punt Return TDs
<b>Julian Edelman</b>	<b>4</b>
Troy Brown	3
Irving Fryar	3
Mike Haynes	2

### MOST PUNT RETURN TOUCHDOWNS IN THE NFL SINCE 2010

Player	Team(s)	Punt Return TDs
Devin Hester	CHI/ATL/BAL	7
Marcus Sherels	Minnesota	5
Darren Sproles	SD/NO/PHI	5
<b>Julian Edelman</b>	<b>New England</b>	<b>4</b>
Travis Benjamin	CLE/SD/LAC	4
Antonio Brown	Pittsburgh	4
Patrick Peterson	Arizona	4
Tyreek Hill	Kansas City	4
Dwayne Harris	DAL/NYG/OAK	4

### NOT YOUR AVERAGE RETURNER

Edelman has returned 177 punts for 1,986 yards during his career and is third in team history and tied for 17th in NFL history with an 11.2 average.

### HIGHEST PUNT RETURN AVERAGE, PATRIOTS CAREER (MINIMUM 20 RETURNS)

Player	Years	Returns	Yards	Average
Mack Herron	1973-75	74	888	12.0
Carl Garrett	1969-72	43	487	11.3
<b>Julian Edelman</b>	<b>2009-present</b>	<b>177</b>	<b>1,986</b>	<b>11.2</b>
Wes Welker	2007-12	114	1,185	10.4

### EDELMAN'S BIG RETURNS

Edelman owns 13 career punt returns of 30 yards or more.

### MOST 30-YARD PUNT RETURNS IN PATRIOTS HISTORY

Troy Brown	14
<b>Julian Edelman</b>	<b>13</b>
Irving Fryar	13
Mike Haynes	13

### BEST PUNT RETURN AVERAGE IN A SEASON

Edelman has the two best punt return averages in a single season in New England history. In 2010, Edelman led the AFC and finished second in the NFL with a 15.3 punt return average.

### PATRIOTS BEST PUNT RETURN AVERAGE/SEASON (MINIMUM 15 RETURNS)

Player	Year	PR Avg.
<b>Julian Edelman</b>	<b>2012</b>	<b>15.5</b>
<b>Julian Edelman</b>	<b>2010</b>	<b>15.3</b>
Mack Herron	1974	14.8
Troy Brown	2001	14.2



# PATRIOTS OFFENSIVE NOTES

## RETURNS PILING UP

Edelman is third in team history with 177 punt returns and 1,958 return yards.

### MOST PUNT RETURNS IN PATRIOTS HISTORY

Troy Brown .....	252
Irving Fryar .....	206
<b>Julian Edelman .....</b>	<b>177</b>
David Meggett.....	142
Wes Welker .....	114
Mike Haynes .....	111

### MOST PUNT RETURN YARDS IN PATRIOTS HISTORY

Troy Brown .....	2,625
Irving Fryar .....	2,055
<b>Julian Edelman .....</b>	<b>1,986</b>
David Meggett.....	1,438
Wes Welker .....	1,185

## TWO 1,000-YARD SEASONS

Edelman had his second career 1,000-yard receiving season in 2016 after setting a single-season best with 1,106 yards. He joined Wes Welker (5), Rob Gronkowski (3), Randy Moss (3), Stanley Morgan (3) and Terry Glenn (2) as the only Patriots with at least two 1,000-yard seasons.

### MOST 1,000 YARD SEASON/PATRIOTS HISTORY

Wes Welker.....	5
Rob Gronkowski .....	4
Stanley Morgan .....	3
Randy Moss .....	3
<b>Julian Edelman.....</b>	<b>2</b>
Terry Glenn .....	2

## EDELMAN ECLIPSES 1,000 YARDS

Edelman finished 2016 with 1,106 receiving yards. He became the 10th Patriots player to register a 1,000-yard season in 2013.

### 1,000-YARD RECEIVING SEASONS IN PATRIOTS HISTORY

Player	Season	Yards
Wes Welker .....	2011 .....	1,569
Randy Moss.....	2007 .....	1,493
Stanley Morgan .....	1985 .....	1,491
Wes Welker .....	2012 .....	1,354
Wes Welker .....	2009 .....	1,348
Rob Gronkowski.....	2011 .....	1,327
Randy Moss.....	2009 .....	1,264
Troy Brown .....	2001 .....	1,199
Rob Gronkowski.....	2015 .....	1,176
Wes Welker .....	2007 .....	1,175
Ben Coates .....	1994 .....	1,174
Wes Welker .....	2008 .....	1,165
Terry Glenn.....	1999 .....	1,147
Terry Glenn.....	1996 .....	1,132
Rob Gronkowski.....	2014 .....	1,124
<b>Julian Edelman .....</b>	<b>2016 .....</b>	<b>1,106</b>
Rob Gronkowski.....	2017 .....	1,084
Brandin Cooks.....	2017 .....	1,082
<b>Julian Edelman .....</b>	<b>2013 .....</b>	<b>1,056</b>
Stanley Morgan .....	1981 .....	1,029
Irving Fryar .....	1991 .....	1,014
Harold Jackson .....	1979 .....	1,013
Randy Moss.....	2008 .....	1,008
Stanley Morgan .....	1979 .....	1,002

## EDELMAN IN A RUSH

Edelman has 48 rushing attempts for 364 yards, the most rushing attempts and rushing yards by a Patriots wide receiver in team history.

### MOST RUSHING ATTEMPTS & RUSHING YARDS BY A PATRIOTS WIDE RECEIVER

Player	Rushes	Player	Rushing Yards
<b>Julian Edelman .....</b>	<b>46</b>	<b>Julian Edelman .....</b>	<b>364</b>
Cordarrelle Patterson.....	42	Darryl Stingley .....	244
Irving Fryar.....	35	Cordarrelle Patterson.....	228
Troy Brown.....	29	Irving Fryar.....	188
Darryl Stingley .....	28	Troy Brown.....	178

## ANOTHER TEAM RECORD

Edelman had a 47-yard run vs. Indianapolis (11/18/12). It is the longest run by a Patriots receiver, topping Troy Brown's 35-yard run vs. Tampa Bay on (09/03/00) and Terry Glenn's 35-yader vs. Kansas city (12/04/00).

## FROM STANDOUT QB TO WR

Edelman began his college football career with a year at the College of San Mateo (Calif.) before transferring to Kent State, where as a senior, he completed 56 percent of his passes (153-of-275 for 1,820 yards) with 13 touchdowns. He was also the leading rusher, gaining 1,551 yards on 215 attempts (an average of 7.5 yards per carry) and scoring 13 touchdowns. His offensive numbers broke Kent State's single-season record for total offense set by Joshua Cribbs in 2003.

Said head coach Bill Belichick on the versatility of Edelman: "He played the quarterback position in college at Kent State and all the positions really that he's played in the NFL – covering kicks, returning kicks, slot receiver, outside receiver, slot defender – he didn't do any of those things in college. I think that really speaks to his versatility and how much he's grown as a player and how many things he's learned how to do that he really didn't have much experience with in college. I'd say that's pretty unusual, especially to be as competent in them as he is."

## FATHERLY ADVICE

If there is one thing Julian Edelman has never lacked, it's athletic ability. A dual-threat quarterback at Kent State and former baseball standout in high school, Edelman once wowed Toronto Blue Jays players with his impressive footwork while fielding ground balls in an appearance at batting practice in 2011.

This natural ability may have been overlooked by NFL scouts, who let him fall to the Patriots in the seventh round of the 2009 NFL Draft. Edelman remains focused on the lessons his father, Frank Edelman, taught him at a young age. "I'm still constantly trying to learn," Edelman told The Boston Herald. "My dad always put it in my head, when you're green, you're growing, when you're ripe, you're lost. When you're done learning, you're done."



## EDELMAN PLAYOFF NOTES

### INCHING CLOSER TO THE TOP

Edelman ranks third all-time in NFL postseason history with 89 receptions. He is ranked 13th all-time in postseason receiving yards and is one of 14 players with at least 1,000 postseason receiving yards. He is the Patriots all-time leader with 89 receptions and 1,024 receiving yards.

### MOST POSTSEASON RECEPTIONS IN NFL HISTORY

Jerry Rice.....	151
Reggie Wayne.....	93
<b>Julian Edelman.....</b>	<b>89</b>
Hines Ward.....	88
Wes Welker.....	88

### MOST POSTSEASON RECEPTIONS & RECEIVING YARDS IN PATRIOTS HISTORY

Player	Rec.
<b>Julian Edelman .....</b>	<b>89</b>
Wes Welker.....	69
Rob Gronkowski .....	68
Troy Brown.....	58
Danny Amendola .....	57

Player	Rec. Yds.
<b>Julian Edelman .....</b>	<b>1,024</b>
Rob Gronkowski .....	972
Deion Branch.....	852
Danny Amendola .....	709
Troy Brown.....	694

### MANY PLAYOFF RETURNS

Edelman is the NFL's all-time postseason leader with 366 career punt return yards in the playoffs. He also ranks fourth with 29 postseason punt returns in 15 games.

Player	Punt Returns
Dave Meggett.....	34
Brian Mitchell .....	34
Troy Brown.....	33
<b>Julian Edelman .....</b>	<b>29</b>

Player	Punt Return Yds.
<b>Julian Edelman .....</b>	<b>366</b>
Brian Mitchell .....	339
Troy Brown.....	316



## TE ROB GRONKOWSKI

### WHAT TO LOOK FOR IN 2018

- Gronkowski enters 2018 first among all NFL tight ends with 12 postseason touchdowns. His 12 postseason touchdowns are tied with John Stallworth for second all-time for most touchdown receptions in the postseason to the 22 by Jerry Rice.



- Gronkowski has four postseason 100-yard games and needs one more to move past Vernon Davis and Keith Jackson for the most 100-yard games by a tight end in postseason history with five.

- Gronkowski (4) needs one more 100-yard game in the postseason to move past Deion Branch and Julian Edelman for the most in New England postseason history with five.

### 2018 ACCOMPLISHMENTS

- The Tom Brady-Rob Gronkowski connection passed Tony Romo and Jason Witten (7,287) for second-most yards between a quarterback and tight end in NFL history in Week 3 at Detroit (09/23/18).
- Gronkowski moved past Ben Coates (490) vs. Miami (09/30/18) to lead all Patriots tight ends in career receptions.
- Gronkowski (7,861) had 75 yards receiving vs. Indianapolis (10/04/18) to move past Wes Welker (7,459) into second place on the Patriots all-time receiving list with 7,487 career receiving yards, behind Stanley Morgan (10,352).
- Gronkowski became the 15th tight end in NFL history to reach 500 career receptions after three catches vs. Kansas City (10/14/18).
- Gronkowski became the eighth NFL tight end to reach 7,500 career receiving yards. He reached the milestone in his 108th NFL game, which marks the fastest tight end to reach that plateau. Gronkowski is also the fastest Patriot to reach 7,500 receiving yards.







# PATRIOTS OFFENSIVE NOTES

## RECEIVING YARDS RECORD

Gronkowski finished 2011 with 1,327 receiving yards, passing San Diego's Kellen Winslow's 1980 record of 1,290 receiving yards for most receiving yards in a season by a tight end. George Kittle (San Francisco) and Travis Kelce (Kansas City) passed that mark in 2018.

## MOST RECEIVING YARDS BY TIGHT END IN A SINGLE SEASON IN NFL HISTORY

Player	Team	Year	Yards
George Kittle	San Francisco	2018	1,377
Travis Kelce	Kansas City	2018	1,336
<b>Rob Gronkowski</b>	<b>New England</b>	<b>2011</b>	<b>1,327</b>
Jimmy Graham	New Orleans	2011	1,310
Kellen Winslow	San Diego	1980	1,290
Tony Gonzalez	Kansas City	2004	1,258
Todd Christensen	L.A. Rams	1983	1,247
Jimmy Graham	New Orleans	2013	1,215
Jackie Smith	St. Louis Cardinals	1967	1,205
Tony Gonzalez	Kansas City	2000	1,203
Pete Retzlaff	Philadelphia	1965	1,190
<b>Rob Gronkowski</b>	<b>New England</b>	<b>2015</b>	<b>1,176</b>

## MOST RECEIVING YARDS BY A PATRIOTS TIGHT END

Player	Year	Yards
<b>Rob Gronkowski</b>	<b>2011</b>	<b>1,327</b>
<b>Rob Gronkowski</b>	<b>2015</b>	<b>1,176</b>
Ben Coates	1994	1,174
<b>Rob Gronkowski</b>	<b>2015</b>	<b>1,158</b>
<b>Rob Gronkowski</b>	<b>2014</b>	<b>1,124</b>
<b>Rob Gronkowski</b>	<b>2017</b>	<b>1,084</b>
Ben Coates	1995	915
Aaron Hernandez	2011	910
Marv Cook	1991	808
Don Hasselbeck	1981	808

## MOST RECEPTIONS BY A PATRIOTS TIGHT END

Player	Year	Receptions
Ben Coates	1994	96
<b>Rob Gronkowski</b>	<b>2011</b>	<b>90</b>
Ben Coates	1995	84
<b>Rob Gronkowski</b>	<b>2014</b>	<b>82</b>
Marv Cook	1991	82

## GRONKOWSKI JOINS ELITE CLUB

Gronkowski eclipsed 1,000 yards receiving and 10-plus touchdowns for the third time in his career in 2015 and is the only tight end in NFL history with three 1,000-yard and double-digit TD seasons.

## TIGHT ENDS WITH TWO 1,000-YARD RECEIVING & 10+ TD SEASONS

Player	Team	Season	Rec. Yds	TDs
<b>Rob Gronkowski</b>	<b>New England</b>	<b>2011</b>	<b>1,327</b>	<b>17</b>
Jimmy Graham	New Orleans	2011	1,310	11
Jimmy Graham	New Orleans	2013	1,215	16
<b>Rob Gronkowski</b>	<b>New England</b>	<b>2015</b>	<b>1,176</b>	<b>11</b>
<b>Rob Gronkowski</b>	<b>New England</b>	<b>2014</b>	<b>1,124</b>	<b>12</b>

## SPECIAL CONNECTION

Since Rob Gronkowski entered the NFL in 2010, he and Tom Brady have connected on 78 touchdown passes, the most among any NFL duo during that time.

## MOST TOUCHDOWN CONNECTIONS SINCE 2010

Player Combination	TD Connections
<b>Tom Brady and Rob Gronkowski</b>	<b>78</b>
Ben Roethlisberger and Antonio Brown	74
Aaron Rodgers and Jordy Nelson	61

## GRONK LEADS TIGHT ENDS

Gronkowski led all tight ends with 1,084 receiving yards in 2017. It was the fourth time that he has led the position in receiving yards. He led with 1,327 yards in 2011, 1,124 yards in 2014 and 1,176 yards in 2015. Only two tight ends have led in receiving yards at the position more than four times – Tony Gonzalez (7) and Shannon Sharpe (5).

## MULTI-SCORE GAMES

Gronkowski has scored two or more touchdowns in a game 16 times. Gronkowski passed Randy Moss (15) for the franchise record for most games with at least two touchdowns after he scored twice vs. Miami on Nov. 26, 2017.

## PATRIOTS RECORD FOR MOST GAMES WITH MULTIPLE TDs

<b>Rob Gronkowski</b>	<b>16</b>
Randy Moss	15
Corey Dillon	13
Stanley Morgan	12

## MOST GAMES WITH MULTIPLE TOUCHDOWNS BY AN NFL TIGHT END

Antonio Gates	21
Tony Gonzalez	18
<b>Rob Gronkowski</b>	<b>16</b>
Jimmy Graham	15

## DOUBLE-DIGIT TDS

Gronkowski became the first tight end in NFL history to have five seasons with 10 or more touchdowns.

## NFL TIGHT ENDS WITH MOST 10-PLUS TOUCHDOWN SEASONS

Player	Team(s)	10+ TD Seasons	Years (TDs)
<b>Rob Gronkowski</b>	<b>NE</b>	<b>5</b>	<b>2010 (10), 11 (18), 12 (11), 14 (11), 15 (11)</b>
Antonio Gates	SD	4	2004 (13), 05 (10), 2010 (10), 14 (12)
Jimmy Graham	NO/SEA	4	2011 (11), 13 (16), 2014 (10), 17 (10)
Tony Gonzalez	KC	3	1999 (11), 2003 (10), 08 (10)
Dallas Clark	IND	2	2007 (11), 09 (10)
Vernon Davis	SF	2	2009 (13), 13 (13)
Shannon Sharpe	DEN	2	1996 (10), 98 (10)
Wesley Walls	CAR	2	1996 (10), 99 (12)
Julius Thomas	DEN	2	2013 (12), 14 (12)

## MOST 10-PLUS TOUCHDOWN SEASONS IN PATRIOTS HISTORY

Player	10+ TD Seasons	Years
<b>Rob Gronkowski</b>	<b>5</b>	<b>2010-12, 2014-15</b>
Randy Moss	3	2007-09
Corey Dillon	3	2004-06
B. Green-Ellis	3	2010-11
Curtis Martin	2	1995-96
Stanley Morgan	2	1979, 86

## TIGHT END TD RECORD

Gronkowski set an NFL record for most touchdowns by a tight end with 18 overall touchdowns in 2011 (17 receiving and 1 rushing).

## MOST TOTAL TDs BY A TIGHT END IN A SINGLE NFL SEASON

Player	Team	Year	TDs
<b>Rob Gronkowski</b>	<b>New England</b>	<b>2011</b>	<b>18 (17 rec., 1 rush)</b>
Jimmy Graham	New Orleans	2013	16 (16 rec.)
Tyler Eifert	Cincinnati	2015	13 (13 rec.)
Vernon Davis	San Francisco	2013	13 (13 rec.)
Vernon Davis	San Francisco	2009	13 (13 rec.)
Antonio Gates	San Diego	2004	13 (13 rec.)
Eric Ebron	Indianapolis	2018	13 (13 rec.)





# PATRIOTS OFFENSIVE NOTES

## 1,000-YARD SEASONS

Gronkowski (1,084) reached 1,000 yards in 2017 for the fourth time in his career and joined Tony Gonzalez and Jason Witten as the only tight ends in NFL history with four 1,000-yard seasons.

### NFL TIGHT ENDS WITH AT LEAST FOUR 1,000-YARD SEASONS

Player	Team	1,000-Yd Seasons	Years
Rob Gronkowski	New England	4	2011, 14-15, 17
Tony Gonzalez	Kansas City	4	2000, 04, 07-08
Jason Witten	Dallas	4	2007, 09-10, 12

### SPECIAL CONNECTION I

Gronkowski and Tom Brady have connected for 7,786 yards, the second-most between a quarterback and a tight end in NFL history.

### MOST RECEIVING YARDS BETWEEN A QB AND TE IN NFL HISTORY

Quarterback	Tight End	Team	Rec. Yds.
Philip Rivers	Antonio Gates	SD/LAC	9,352
Tom Brady	Rob Gronkowski	New England	7,786
Tony Romo	Jason Witten	Dallas	7,287

### SPECIAL CONNECTION II

Gronkowski has 7,786 receiving yards from Tom Brady and moved past Wes Welker for the most receiving yards from Brady.

### MOST RECEIVING YARDS FROM TOM BRADY

Rob Gronkowski	7,786
Wes Welker	6,300
Julian Edelman	5,115

### GRONK LEADS THE WAY

Gronkowski has the most receiving yards and the third-most receptions among tight ends since entering the NFL in 2010. Gronkowski's 7,861 receiving yards are 7th all-time among NFL tight ends. His 521 receptions are 13th among NFL tight ends.

### MOST RECEIVING YARDS BY TIGHT ENDS SINCE 2010

Player	Team(s)	Games Played	Rec. Yards
Rob Gronkowski	New England	115	7,861
Jimmy Graham	NO/SEA/GB	137	7,436
Jason Witten	Dallas	128	6,483
Greg Olsen	CHI/CAR	128	6,270
Antonio Gates	SD/LAC	127	5,618

### MOST RECEPTIONS BY TIGHT ENDS SINCE 2010

Player	Team(s)	Games Played	Receptions
Jason Witten	Dallas	128	629
Jimmy Graham	NO/SEA/GB	137	611
Rob Gronkowski	New England	115	521
Greg Olsen	CHI/CAR	128	513
Antonio Gates	SD/LAC	127	476

### MOST RECEIVING YARDS BY NFL TIGHT ENDS ALL-TIME

Player	Team(s)	Receiving Yards
Tony Gonzalez	KC/ATL	15,127
Jason Witten	Dallas	12,448
Antonio Gates	SD/LAC	11,841
Shannon Sharpe	DEN/BAL	10,060
Ozzie Newsome	Cleveland	7,980
Jackie Smith	STL/DAL	7,918
Rob Gronkowski	New England	7,861
Greg Olsen	CHI/CAR	7,847
Vernon Davis	SF/WAS	7,439
Jimmy Graham	NO/SEA/GB	7,436

### FASTEST TIGHT END TO 7,500 RECEIVING YARDS

Gronkowski eclipsed 7,500 career receiving yards vs. Kansas City on Oct. 14, 2018, becoming the eighth NFL tight end to reach that mark. He reached the plateau in his 108th NFL game, the fastest tight end to reach 7,500 yards. The previous fastest was Antonio Gates at 128 games. Gronkowski also tied with Wes Welker as the fastest Patriot player to reach 7,500 receiving yards, also in 108 games.

## TE TD CLUB

Gronkowski now has 79 career touchdown receptions, third all-time by a tight end.

### MOST TOUCHDOWN RECEPTIONS BY A TIGHT END

Player	Team(s)	Total Career TDs
Antonio Gates	SD/LAC	116
Tony Gonzalez	KC/ATL	111
Rob Gronkowski	New England	79
Jimmy Graham	NO/SEA/GB	71
Jason Witten	Dallas	68

### TIED TO T.O.

Gronkowski, who is 29 years old, has 79 career touchdown receptions, the third-most touchdown receptions by a player prior to turning 30 years old in league annals. Only Pro Football Hall of Famers Randy Moss (101) and Jerry Rice (95) had more career touchdowns prior to the age of 30.

### BRADY TO GRONK ON REPEAT

#### THE MOST TD CONNECTIONS BETWEEN A QB AND A TE IN NFL HISTORY

Quarterback	Tight End	Team	TD Connections
Philip Rivers	Antonio Gates	SD/LAC	89
Tom Brady	Rob Gronkowski	New England	78
Drew Brees	Jimmy Graham	New Orleans	51
Drew Bledsoe	Ben Coates	New England	45
Peyton Manning	Dallas Clark	Indianapolis	44
Sonny Jurgensen	Jerry Smith	Washington	43
Dan Fouts	Kellen Winslow	San Diego	41
John Elway	Shannon Sharpe	Denver	41
Ben Roethlisberger	Heath Miller	Pittsburgh	41

### MOST TOUCHDOWN CONNECTIONS IN NFL HISTORY

Quarterback	Receiver	Team	TD Connections
Peyton Manning	Marvin Harrison	Indianapolis	112
Philip Rivers	Antonio Gates	SD/LAC	89
Steve Young	Jerry Rice	San Francisco	85
Dan Marino	Mark Clayton	Miami	79
Tom Brady	Rob Gronkowski	New England	78
Ben Roethlisberger	Antonio Brown	Pittsburgh	74
Drew Brees	Marques Colston	New Orleans	72

### DOUBLE-DIGIT TD SEASONS

Gronkowski became the first tight end in NFL history to have three straight 10-plus touchdown seasons.

### CONSECUTIVE 10-PLUS TD SEASON BY A TE

Player	Team	Consec 10+ TD Seasons	Years (TDs)
Rob Gronkowski	New England	3	2010 (10), 2011 (18), 2012 (11)
Antonio Gates	San Diego	2	2004 (13), 2005 (10)

### THREE STRAIGHT 10-TD SEASONS

Gronkowski had three straight 10-touchdown seasons (10 in 2010, 18 in 2011 and 11 in 2012). He joined Randy Moss (2007-09) and Corey Dillon (2004-06) as the only Patriots with three straight 10-plus touchdown seasons. He is the first Patriot with five 10-plus touchdown seasons overall after reaching 11 touchdowns in 2015.

### CONSECUTIVE 10-PLUS TD SEASONS IN PATRIOTS HISTORY

Player	Consec. 10+ TD Seasons	Years
Rob Gronkowski	3	2010-12
Randy Moss	3	2007-09
Corey Dillon	3	2004-06
BenJarvus Green-Ellis	2	2010-11
Curtis Martin	2	1995-96

### MOST 10-PLUS TD SEASONS IN PATRIOTS HISTORY

Player	10+ TD Seasons	Years
Rob Gronkowski	5	2010-12, 14-15
Randy Moss	3	2007-09
Corey Dillon	3	2004-06
BenJarvus Green-Ellis	2	2010-11
Curtis Martin	2	1995-96
Stanley Morgan	2	1979, 86



# PATRIOTS OFFENSIVE NOTES

## GRONK FASTEST TE TO 75 TD REC.

Gronkowski scored his 75th career touchdown reception on a 15-yard pass from QB Tom Brady vs. Miami (11/26/17) and became the fastest tight end to reach 75 career touchdown receptions, doing so in his 98th career game.

## FEWEST GAMES TO REACH 75 TD RECEPTIONS AMONG TIGHT ENDS

Player	Team	Games to 75 TDs
Rob Gronkowski	New England	98
Antonio Gates	San Diego	129
Tony Gonzalez	Kansas City	189

## FEWEST GAMES TO REACH 75 TD RECEPTIONS

Player	Team	Games to 75 TDs
Jerry Rice	San Francisco	83
Lance Alworth	San Diego	89
Don Hutson	Green Bay	92
Randy Moss	Minnesota	95
Rob Gronkowski	New England	98

Gronkowski joined an elite group of players that reached 75 touchdown receptions in their first 100 games.

## PLAYERS WITH 75 TOUCHDOWN RECEPTIONS IN FIRST 100 GAMES

Jerry Rice	87
Don Hutson	86
Randy Moss	84
Lance Alworth	78
Rob Gronkowski	75

## GRONK HITS 500

Gronkowski became the 15th NFL tight end to reach 500 career receptions vs. Kansas City on Oct. 14, 2018. He reached 500 career receptions in his 108th NFL game, the fourth-fastest in NFL history among tight ends.

## FEWEST GAMES TO REACH 500 RECEPTIONS AMONG TIGHT ENDS

Kellen Winslow	101
Jimmy Graham	106
Jason Witten	107
Rob Gronkowski	108
Antonio Gates	113
Jeremy Shockey	117

## GRONK GOES OVER 100 AGAIN

Gronkowski matched his personal best with five 100-yard games in 2015. He also had five in 2011. The NFL record for most 100-yard games in a season by a tight end is six by Tony Gonzalez (2000 and 2004) and Jimmy Graham (2013). The Patriots record for most 100-yard games in a season is nine by Randy Moss (2007) and Stanley Morgan (1986). Gronkowski had two 100-yard games in 2018.

## MOST 100-YARD RECEIVING GAMES IN A SINGLE SEASON BY A TIGHT END

Player	Team	Season	100-Yard Games
Tony Gonzalez	Kansas City	2004	6
Tony Gonzalez	Kansas City	2000	6
Jimmy Graham	New Orleans	2013	6
Travis Kelce	Kansas City	2016	6
Rob Gronkowski	New England	2015	5
Rob Gronkowski	New England	2011	5
Travis Kelce	Kansas City	2018	5
Zach Ertz	Philadelphia	2018	5

## MOST TD CATCHES BY A PATS TE

Player	Year	Rec	Yds	Avg	Lg	TD
Rob Gronkowski	2011	90	1,327	14.7	52t	17
Rob Gronkowski	2014	82	1,124	13.7	46t	12
Rob Gronkowski	2015	72	1,176	16.3	76T	11
Rob Gronkowski	2012	55	790	14.4	41	11
Rob Gronkowski	2010	42	546	13	28	10

## IN GOOD COMPANY

In 2011, Rob Gronkowski became one of six tight ends in NFL history with 90-plus receptions, 1,000-plus yards and 10-plus touchdown receptions in a single season.

## TIGHT ENDS WITH 90-PLUS RECEPTIONS, 1,000-PLUS YARDS AND 10-PLUS TOUCHDOWNS IN A SEASON

Player	Team	Year	Rec.	Yards	TDs
Rob Gronkowski	New England	2011	90	1,327	17
Jimmy Graham	New Orleans	2011	99	1,310	11
Dallas Clark	Indianapolis	2009	100	1,106	10
Tony Gonzalez	Kansas City	2008	96	1,058	10
Todd Christensen	L.A. Rams	1983	92	1,247	12
Travis Kelce	Kansas City	2018	103	1,336	10

## GRONK NETS 28TH 100-YD GAME

Gronkowski finished with 107 yards at Miami (12/09/18) for his 28th career 100-yard game, second-most by a tight end in NFL history to the 31 by Tony Gonzalez. He is also second in team history in that category.

## MOST 100-YARD GAMES BY A TIGHT END IN NFL HISTORY

Tony Gonzalez	31
Rob Gronkowski	28
Kellen Winslow	24
Jackie Smith	22
Antonio Gates	21
Jason Witten	21

## MOST 100-YARD RECEIVING GAMES IN PATRIOTS HISTORY

Stanley Morgan	38
Rob Gronkowski	28
Wes Welker	28
Randy Moss	18

## MOST 100-YARD GAMES BY A PATRIOTS TIGHT END

Rob Gronkowski	28
Ben Coates	9

Gronkowski also had 168 yards receiving in the win at Pittsburgh on Dec. 17, 2017 and now has seven career games with 140 or more yards, tied with Shannon Sharpe for the most by a tight end in NFL history.

## SECOND TO ONE

Gronkowski finished the 2011 season with 18 overall touchdowns (17 receiving, 1 rushing), passing Curtis Martin (17 overall in 1996) for the second highest single season total in Patriots history.

## MOST TOUCHDOWNS IN A SEASON IN PATRIOTS HISTORY

Player	Year	TDs
Randy Moss	2007	23
Rob Gronkowski	2011	18
LeGarrette Blount	2016	18
Curtis Martin	1996	17

## HIGH RECEPTION AVERAGE

Rob Gronkowski has the third-highest yards per catch average among tight ends in NFL history.

## HIGHEST TIGHT END RECEPTION AVERAGE SINCE 1970

Player	Team(s)	Rec. Avg.
Rich Caster	NYJ/HOU/WAS	17.1
Henry Childs	NO/LAR/GB	15.3
Rob Gronkowski	New England	15.1
Jerome Barkum	N.Y. Jets	14.7

## END ZONE DOUBLE DOWN

Gronkowski's seven games with two or more touchdowns in 2011 are an NFL record for a tight end. Antonio Gates (San Diego in 2004) and Jerry Smith (Washington in 1967) each had four two-touchdown games. Gronkowski has 15 such games in his NFL career.

## MOST GAMES WITH 2-PLUS TD RECEPTIONS IN A SINGLE SEASON

Player	Team	Year	Multi-TD Games
Randy Moss	New England	2007	8
Rob Gronkowski	New England	2011	7
Cris Carter	Minnesota	1995	7
Jerry Rice	San Francisco	1987	7



# PATRIOTS OFFENSIVE NOTES

## LEAGUE LEADER

# 79

Gronkowski's 79 touchdown receptions since the start of the 2010 season are the most in the NFL. His 80 overall touchdowns are tied with LeSean McCoy for the most since 2010.

### MOST TOUCHDOWN RECEPTIONS SINCE 2010

Player	Team(s)	Touchdowns
Rob Gronkowski	New England	79
Antonio Brown	Pittsburgh	74
Dez Bryant	Dallas	73
Jimmy Graham	NO/SEA/GB	71
Jordy Nelson	GB/OAK	68

### MOST TOUCHDOWN RECEPTIONS BY A TIGHT END SINCE 2010

Player	Team(s)	Touchdowns
Rob Gronkowski	New England	79
Jimmy Graham	NO/SEA/GB	71
Antonio Gates	SD/LAC	57
Greg Olsen	CHI/CAR	42
Kyle Rudolph	Minnesota	41
Jason Witten	Dallas	41
Vernon Davis	SF/DEN/WAS	40
Julius Thomas	DEN/JAX/MIA	36

### FOUR 3+ TD GAMES

With three touchdown receptions against Pittsburgh (09/10/15), Gronkowski tied the Patriots record for most games with three or more touchdowns (4). His four three-touchdown performances are also most in the NFL since 2010.

### MOST GAMES WITH THREE OR MORE TDS IN PATRIOTS HISTORY

Player	3+ TD Games
Rob Gronkowski	4
Randy Moss	4
LeGarrette Blount	2
Billy Lott	2
Curtis Martin	2
Larry Garron	2
Sam Cunningham	2

### MOST THREE-TD GAMES SINCE 2010

Player	Team(s)	3+TD Games
Rob Gronkowski	New England	3
Doug Baldwin	Seattle	3
Odell Beckham Jr.	N.Y. Giants	2
Antonio Brown	Pittsburgh	2
Michael Crabtree	Oakland	2
Victor Cruz	N.Y. Giants	2
Vincent Jackson	San Diego	2
Calvin Johnson	Detroit	2
Brandon Marshall	Chicago	2
Jordy Nelson	Green Bay	2
Demaryius Thomas	Denver	2

### ALL-PURPOSE PLAYER

In 2011, Gronkowski became the second tight end in NFL history to rush for a touchdown, catch a touchdown, record a tackle and return a kickoff in the same season. Bo Scaife was the first to accomplish that feat in 2006 with Tennessee.

## GRONKOWSKI PLAYOFF NOTES

### RACKING UP THE YARDS

Gronkowski is one of three tight ends in NFL history to tally four career 100-yard receiving games in the postseason and is tied with Deion Branch and Julian Edelman for the most postseason 100-yard games by a Patriot.

### MOST POSTSEASON 100-YARD GAMES BY A TIGHT END IN NFL HISTORY

Player	Team(s)	100-Yard Games
Rob Gronkowski	New England	4
Vernon Davis	San Francisco	4
Keith Jackson	PHI/GB	4
Dallas Clark	Indianapolis	3
Greg Olsen	CHI/CAR	3

### MOST POSTSEASON 100-YARD GAMES IN PATRIOTS HISTORY

Rob Gronkowski	4
Deion Branch	4
Julian Edelman	4
Wes Welker	3

### TIGHT END TDS

Gronkowski raised his career playoff total to 12 touchdowns in 2017, adding to his Patriots playoff record for most touchdowns and adding to his NFL playoff record for most touchdowns by a tight end. Gronkowski had three touchdowns in the 2017 postseason, including two in Super Bowl LII.

### MOST POSTSEASON TOUCHDOWNS BY A TIGHT END

Player	Team(s)	TDs
Rob Gronkowski	New England	12
Dave Casper	Oakland	7
Vernon Davis	San Francisco	7
Keith Jackson	MIA/GB	6
Jay Novacek	Dallas	6

### MOST POSTSEASON TOUCHDOWNS IN PATRIOTS HISTORY

Rob Gronkowski	12
LeGarrette Blount	8
James White	8
David Givens	7
Tom Brady	6
Danny Amendola	6

### POSTSEASON RECORDS

Gronkowski has 12 postseason touchdown receptions, tying him with John Stallworth for the second-most receiving touchdowns in NFL postseason history.

### MOST POSTSEASON TOUCHDOWN RECEPTIONS IN NFL HISTORY

Player	Team(s)	TDs
Jerry Rice	SF/OAK	22
Rob Gronkowski	New England	12
John Stallworth	Pittsburgh	12
Fred Biletnikoff	Oakland	10
Larry Fitzgerald	Arizona	10
Antonio Freeman	Green Bay	10
Randy Moss	MIN/NE	10
Hines Ward	Pittsburgh	10

### MOST RECEIVING YARDS BY A TIGHT END IN NFL POSTSEASON HISTORY

Player	Team(s)	Yards
Rob Gronkowski	New England	972
Dallas Clark	Indianapolis	847
Shannon Sharpe	DEN/BAL	814
Brent Jones	San Francisco	740
Jay Novacek	Dallas	645

### MOST RECEPTIONS BY A TIGHT END IN NFL POSTSEASON HISTORY

Player	Team(s)	Yards
Rob Gronkowski	New England	68
Dallas Clark	Indianapolis	64
Jay Novacek	Dallas	62
Shannon Sharpe	DEN/BAL	62
Brent Jones	San Francisco	60





## WR CHRIS HOGAN

### UNCONVENTIONAL JOURNEY

Despite a successful three-year lacrosse career at Penn State, Hogan, also a standout football player in high school, said that playing college football was always in the back of his mind. Having redshirted his sophomore year of lacrosse, Hogan had an extra year of athletic eligibility following his fourth academic year at Penn State. As the football itch still lurked, Chris played his final year of eligibility with the Monmouth (N.J.) football team, and at the end of the season joined some workouts with teammates who were training for the NFL Combine.

"I honestly didn't know if I had what it took to play in the NFL," Hogan wrote in the Players Tribune. "Still, it was one of those things where I didn't want to look back in five years and be like, 'Man, I wish I would've tried.'"

Chris did not get invited to compete in the Combine that year but turned heads during a Pro Day at Fordham University. Later that summer, he signed with the San Francisco 49ers as an undrafted free agent.

## G TED KARRAS

### SCHOOL'S NOT OUT

Although he already owns a bachelor's degree in communications and a master's degree in recreation, sport and tourism from his time at the University of Illinois, Ted Karras hasn't completely given up his notebook for an NFL playbook. Along with teammate Joe Thuney, Karras is pursuing his MBA from Indiana University thanks to an NFLPA program that provides tuition assistance for players while navigating a busy NFL schedule.

"It just seems to be that everyone keeps wanting to pay for my school, so I'm not going to turn it down," Karras told the Boston Globe.

Karras and Thuney began their MBA pursuit two weeks after the Patriots Super Bowl LI victory by taking online classes and Skyping with professors from Indiana University's Kelley School of Business up until training camp. They continued their classes in the 2018 off-season.

## OL SHAQ MASON

### A FAMOUS NAMESAKE

A noted sports fan and basketball enthusiast, Shaq's mother, Alicia McGuire, named him Shaquille Olajuwon Mason in 1993 after her two favorite NBA stars at the time, Shaquille O'Neal and Hakeem Olajuwon. The Tennessee native had the opportunity to meet one of his namesakes at a Memphis Grizzlies game while O'Neal was a member of the Miami Heat, receiving a special meet-and-greet and having his jersey signed.

## RB SONY MICHEL

### ROOKIE RUSHING SURGE

RB Sony Michel finished his rookie season with 931 yards rushing. It is the most by a rookie running back under Bill Belichick, surpassing the 745 rushing yards by Lawrence Maroney as a rookie in 2006.

### PATRIOTS ROOKIE IN A RUSH

Michel had four 100-yard rushing games in 2018, including a season-high of 133 at the NY Jets on Nov. 25, 2018.

### MOST 100-YD RUSH GAMES BY A PATRIOTS ROOKIE

Player	Season	100-Yard Games
Curtis Martin	1995	9 (Weeks 1, 8, 10-11, 13-17)
John Stephens	1988	5 (Weeks 8-10, 14, 16)
<b>Sony Michel</b>	<b>2018</b>	<b>4 (Weeks 4, 6, 12 and 16)</b>
Robert Edwards	1998	4 (Weeks 6-7, 15-16)

## WR CORDARRELLE PATTERSON

### TAKE IT TO THE HOUSE

Patriots WR Cordarrelle Patterson had his sixth career kickoff return for a touchdown Week 7 against Chicago. It was his first as a member of the Patriots. Patterson's six kickoff return touchdowns are two behind the NFL record.

### MOST KICKOFF RETURN TDS IN NFL HISTORY

Player	Team(s)	KOR TDS
Josh Cribbs	Cleveland	8
Leon Washington	NYJ/SEA	8
<b>Cordarrelle Patterson</b>	<b>MIN/NE</b>	<b>6</b>
Mel Gray	NO/DET	6
Dante Hall	Kansas City	6
Ollie Matson	Chicago Cardinals	6
Gale Sayers	Chicago Bears	6
Travis Williams	GB/LAR	6

### IN GOOD COMPANY

Cordarrelle Patterson and Gale Sayers are the only two NFL players in NFL history with a career return average above 30 yards.

### NFL RECORD FOR HIGHEST KICKOFF RETURN AVERAGE

Player	Kickoff Return Average
Gale Sayers	30.6
<b>Cordarrelle Patterson</b>	<b>30.0</b>

### IN A RUSH

Patterson has seven rushing touchdowns in his career, tied for the sixth-most in NFL history by a wide receiver. The Patriots have had five receivers rush for a touchdown in team history in the regular season.

### MOST RUSHING TDS BY A WR IN NFL HISTORY

Player	Team(s)	Rush TDS
Bobby Mitchell	CLE/WAS	18
Eric Metcalf	CLE/ATL	12
Charley Taylor	Washington	11
Jerry Rice	San Francisco	10
Tavon Austin	L.A. Rams	9
<b>Cordarrelle Patterson</b>	<b>MIN/OAK/NE</b>	<b>7</b>
Frank Jackson	Dallas Texans/KC	7
Bo Roberson	SD/OAK	6

### RUSHING TOUCHDOWNS BY A PATRIOTS RECEIVER

**Cordarrelle Patterson** - 5-yard TD run vs. Green Bay (11/4/18)  
David Patten - 29-yard TD run at Indianapolis (10/21/01)  
Irving Fryar - 8-yard TD run at Seattle (11/17/85)  
Darryl Stingley - 34-yard TD run vs. Kansas City (9/18/77)  
Darryl Stingley - 23-yard TD run vs. Baltimore (10/6/74)





# PATRIOTS OFFENSIVE NOTES

## PATTERSON FLASHES AT RUNNING BACK

WR Cordarrelle Patterson set a new franchise record for most rushing yards by a wide receiver in a game with 61 yards rushing on 11 attempts vs. Green Bay (11/04/18). He broke that record with 66 yards rushing vs. Buffalo (12/23/18).

## MOST RUSHING YARDS BY A PATRIOTS WR IN A GAME

**66 yards by Cordarrelle Patterson vs. Buffalo (12/23/18)**  
**61 yards by Cordarrelle Patterson vs. Green Bay (11/04/18)**  
 48 yards by Darryl Stingley vs. Oakland (10/03/76)  
 47 yards by Julian Edelman vs. Indianapolis (11/18/12)  
 38 yards by Cordarrelle Patterson at Buffalo (10/29/18)  
 37 yards by Terry Glenn vs. Kansas City (12/04/00)

## WR SINGLE-GAME RUSH YARDS RECORD IN NFL HISTORY (SINCE 1970)

102 yards by Cordarrelle Patterson (Minnesota) at St. Louis (09/07/14)  
 95 yards by Tyreek Hill (Kansas City) vs. Denver (12/25/16)  
 92 yards by Brad Smith (N.Y. Jets) vs. Cincinnati (01/03/10)

## TEAM RECORD FOR RUSH ATTEMPTS BY A WR

WR Cordarrelle Patterson set a single-game team and career-high with 11 rushing attempts Week 9 vs. Green Bay (11/04/18). His previous best was 10 rushing attempts the previous week at Buffalo. Prior to that, the most rush attempts by a New England wide receiver in a single game was three.

## WR MATTHEW SLATER



### LIKE FATHER LIKE SON

Slater is one of 10 sons of Hall of Fame members to be drafted in NFL history.

## HALL OF FAME FATHERS WITH SONS DRAFTED IN THE NFL

Jackie Slater (class of 2001) – son, Matthew Slater (NE)  
 Bobby Bell (class of 1983) – son, Bobby Bell (NYJ)  
 Tony Dorsett (class of 1994) – son, Anthony Dorsett (HOU)  
 Bob Griese (class of 1990) – son, Brian Griese (DEN)  
 Russ Grimm (class of 2010) – son, Cody Grimm (TB)  
 Howie Long (class of 2000) – sons Chris Long (STL) and Kyle Long (CHI)  
 Bruce Matthews (class of 2007) – son, Jake Matthews (ATL)  
 Don Shula (class of 1997) – son, Mike Shula (TB)  
 Kellen Winslow (class of 1995) – son, Kellen Winslow (CLE)

## PRO BOWL RECORD



Slater has earned seven Pro Bowl invitations (2011-17) as a special teams player to match Steve Tasker (1987, 1990-95) for the most special teams Pro Bowl honors in NFL history. Slater is the only special teams player to earn seven consecutive Pro Bowls.

## ALL-STAR COMBINATION

Slater was voted to the Pro Bowl for seven straight seasons, matching the seven that his father was voted to with the L.A. Rams. The Slater family's 14 combined Pro Bowls are the second-most among father-son contingents to have been voted to at least one Pro Bowl each.

## MOST FATHER AND SON PRO BOWL SELECTIONS

Players	Pro Bowls
Archie (2), Peyton (14) and Eli Manning (4).....	20
Jackie (7) and Matthew Slater (7).....	14

## ELECTED TEAM LEADER

Patriots wide receiver Matthew Slater was named to seven straight Pro Bowls (2011-17) for his special teams work, but perhaps more revealing of his value to New England is the fact that he was elected a captain by his teammates for the eighth straight season in 2018.

The special teams ace shared what it means to be a captain with high school football players in a story published by *The Boston Globe*. "I think first and foremost, you have to be able to put others before yourself. Being a captain and leadership is about serving, and to me, that means a great deal of sacrifice – putting aside personal agendas for the greater common goal. Leadership is equated with sacrifice. I think you have to be willing to do whatever it takes for the unit to succeed. I think you need to lead by example. A lot of times, it's about what you do, not what you say."

## SLATER'S EMERGENCE WAS SPECIAL

Bill Belichick acknowledged Matthew Slater's role as a gunner on special teams: "Matt is one of the best in the league," Belichick said. "Any time the punt return team has to double somebody, that makes it one less guy they can use somewhere else in the return. He almost always draws two guys out there unless they're in an eight-man rush. Most of the time, there's two guys out there — fourth-and-short, where they're trying to protect the box — but he draws a lot of double teams, and deservedly so. He does an outstanding job of covering punts."

## SLATER PLAYOFF NOTES

### SPECIAL TEAMS LEADER

Matthew Slater has the chance to become the Patriots all-time leader in postseason special teams tackles. He enters this postseason tied with Larry Izzo with 17 career playoff tackles on special teams.

## PATRIOTS ALL-TIME LEADING POSTSEASON SPECIAL TEAMS TACKLERS

Matthew Slater.....	17
Larry Izzo.....	17
Eric Alexander.....	13
Matt Chatham.....	13
Je'Rod Cherry.....	12

## OL JOE THUNEY

### THUNEY DOES HAVE THE SIZE

An Ohio native, Joe Thuney was told he may not have the size to play offensive line in the Big Ten conference for his hometown Ohio State Buckeyes. Settling on North Carolina State, Thuney went on to become a mainstay on the offensive line while also earning his bachelor's degree in accounting in just three years and added an international studies degree and minoring in Spanish.

### BACK TO SCHOOL

Along with teammate Ted Karras, Joe Thuney has taken advantage of an NFLPA program that assists its players in earning college degrees. After earning his degree in accounting while also studying international studies at N.C. State, Thuney is now pursuing his MBA through Indiana University's Kelley School of Business.

## RB JAMES WHITE

### 2018 ACCOMPLISHMENTS

- RB James White set single-season career-highs in receptions (87), receiving yards (751), receiving touchdowns (7), rushing touchdowns (5), rushing yards (425) and overall touchdowns (12) in 2018.
- White set the team franchise record by a running back for receptions and receiving yards in a single season. He finished the 2018 season with 87 receptions for 751 yards.



# PATRIOTS OFFENSIVE NOTES

## WHITE ADDS UP TD CATCHES

RB James White has the most touchdown receptions by a running back in the NFL since 2015.

### RB WITH THE MOST RECEIVING TD SINCE 2015

Player	Team	TDs
James White	New England	19
Tevin Coleman	Atlanta	11
Christian McCaffrey	Carolina	11
David Johnson	Arizona	11
Melvin Gordon III	LA Chargers	11

## PROLIFIC SCORING PACE

RB James White scored on a 17-yard touchdown pass in the first quarter vs. NY Jets (12/30/18) for his seventh touchdown reception of the season, tying RB Larry Garron (7 in 1964) for the most touchdown receptions by a Patriots running back in a single season.

### SINGLE-SEASON RB TD RECEPTIONS IN PATRIOTS HISTORY

Player	Year	Receiving TDs
James White	2018	7
Larry Garron	1964	7
Billy Lott	1961	6

## SWEET FEET SCORING OFTEN

White has 19 receiving touchdowns in his career, second all-time among Patriots running backs. His 248 receptions rank third and receiving yards rank fourth in team history at his position.

### RB TD RECEPTIONS IN PATRIOTS HISTORY

Player	Seasons	Receiving TDs
Larry Garron	1960-68	26
James White	2014-present	19
Kevin Faulk	1999-2011	15

### RB RECEPTIONS IN PATRIOTS HISTORY

Player	Seasons	Receptions
Kevin Faulk	1999-2011	431
Tony Collins	1981-87	261
James White	2014-present	248
Sam Cunningham	1973-82	210

### RB RECEIVING YARDS IN PATRIOTS HISTORY

Player	Seasons	Receiving Yards
Kevin Faulk	1999-2011	3,701
Larry Garron	1960-68	2,502
Tony Collins	1981-87	2,356
James White	2014-present	2,164

## COPIOUS CATCHES

White ranks second in the NFL for receptions and receiving yards by a running back since 2015.

### RB RECEPTIONS SINCE 2015

Player	Team	Receptions
Theo Riddick	Detroit	247
James White	New England	243
Duke Johnson Jr.	Cleveland	235
Todd Gurley II	LA Rams	187
Christian McCaffrey	Carolina	187

## OFF AND RUNNING

White has the second-most receiving yards by a running back since 2015.

### RB RECEIVING YARDS SINCE 2015

Player	Team	Receiving Yds
Duke Johnson Jr.	Cleveland	2,170
James White	New England	2,141
Theo Riddick	Detroit	1,896

## RECORD-SETTING SEASON

White had 87 receptions in 2018, the team record for a running back in a single season. He finished third in the NFL among running backs for receptions and second in receiving yards.

### MOST RECEPTIONS IN A SEASON BY A PATRIOTS RB

Player	Year	Receptions
James White	2018	87
Tony Collins	1986	77
Leroy Thompson	1994	65
James White	2016	60
Kevin Faulk	2008	58
James White	2017	56

## RECEIVING YARDS RECORD

White has a career-best 751 receiving yards in 2018, the team record for a single season by a running back.

### MOST RECEIVING YARDS IN A SEASON BY A PATRIOTS RB

Player	Year	Receiving Yards
James White	2018	751
Tony Collins	1986	684
James White	2016	551

## WHITE HAS CAREER DAY

White set career regular-season highs with 10 receptions and 115 receiving yards vs. Philadelphia (12/06/15). He is the only Patriots running back with four games with 10 or more receptions.

### MOST RECEIVING YARDS IN A GAME BY A RUNNING BACK IN PATRIOTS HISTORY

Player	Date	Opponent	Yds
Shane Vereen	12/08/13	Cleveland	153
Dick Christy	11/04/60	Oakland	124
Joe Johnson	11/25/60	Houston	123
James White	12/06/15	Philadelphia	115
Larry Garron	12/11/66	Houston	113

### MOST RECEPTIONS IN A GAME BY A RUNNING BACK IN PATRIOTS HISTORY

Player	Date	Opponent	Rec
Shane Vereen	12/08/13	Cleveland	12
Tony Collins	11/29/87	Philadelphia	11
Kevin Faulk	09/03/20	Tampa Bay	11
Leroy Thompson	11/13/94	Minnesota	11
James White	10/29/18	Buffalo	10
James White	10/04/18	Indianapolis	10
James White	10/01/17	Carolina	10
James White	12/06/15	Philadelphia	10
Tony Collins	11/16/86	L.A. Raiders	10

## WHITE PLAYOFF NOTES

### SUPER BOWL RECORD SETTER

White set a Super Bowl record with 14 receptions for 110 yards in Super Bowl LI.

### MOST RECEPTIONS IN A SUPER BOWL

Player	Team	SB	Opponent	Rec.
James White	New England	LI	Atlanta	14
Demaryius Thomas	Denver	XLVII	Seattle	13
Dan Ross	Cincinnati	XVI	San Francisco	11
Jerry Rice	San Francisco	XXIX	San Diego	11
Wes Welker	New England	XLII	N.Y. Giants	11
Shane Vereen	New England	XLIX	Seattle	11

White also set a Super Bowl record by scoring 20 points with two rushing touchdowns, one touchdown reception and one two-point conversion.

### MOST POINTS SCORED IN A SUPER BOWL

Player	Team	SB	Opponent	Points
James White	New England	LI	Atlanta	20
Roger Craig	San Francisco	XIX	Miami	18
Jerry Rice	San Francisco	XXIV	Denver	18
Ricky Watters	San Francisco	XXIX	San Diego	18
Terrell Davis	Denver	XXXII	Green Bay	18

### MOST TOUCHDOWNS IN A SUPER BOWL

Player	Team	SB	Opponent	TDs
James White	New England	LI	Atlanta	3 (2 rush, 1 rec.)
Roger Craig	San Francisco	XIX	Miami	3 (2 rec., 1 rush)
Jerry Rice	San Francisco	XXIV	Denver	3 (3 rec.)
Ricky Watters	San Francisco	XXIX	San Diego	3 (2 rec., 1 rush)
Terrell Davis	Denver	XXXII	Green Bay	3 (3 rush)



# PATRIOTS DEFENSIVE NOTES

## DL ADAM BUTLER

### CAREER-DEFINING CONTEST

Adam Butler arrived at Vanderbilt as an accomplished high school offensive lineman and spent his freshman season redshirting as a backup at center and guard. During his first offseason, Butler entered a rib eating contest, which judges ruled his team had lost. Butler disagreed and began arguing with the judges. Then Commodore defensive coordinator Bob Shoop was in attendance and witnessed Butler's demeanor and was impressed with his competitive attitude. Shoop convinced then head coach James Franklin to ask Butler to transition to defense.

"Coach Franklin brought me into his office and he asked me what I wanted, and I wanted whatever was best for the team," Butler told The Tennessean. "Because we were so short on defensive linemen at that time, that's how it happened."

## S PATRICK CHUNG PLAYOFF NOTES

### DEFENSIVE LEADERS

Patrick Chung, Dont'a Hightower and Devin McCourty are moving up on the Patriots postseason tackles list.

### PATRIOTS POSTSEASON TACKLE LEADERS

Player	Tackles
Tedy Bruschi .....	128
Devin McCourty .....	89
Mike Vrabel .....	88
Willie McGinest .....	85
Vince Wilfork .....	81
<b>Patrick Chung</b> .....	<b>77</b>
Rodney Harrison .....	77
Rob Ninkovich .....	64
Dont'a Hightower .....	63
Ted Johnson .....	62
Jerod Mayo .....	58
Lawyer Milloy .....	57

## DB NATE EBNER

### SPECIAL TEAMS TACKLING MACHINE

DB Nate Ebner led the Patriots in 2018 with 13 special teams tackles. Ebner has now tallied at least 10 special teams tackles every season in his seven-year career with the exception of 2017 when he was limited to nine games due to injury and finished with eight special teams tackles. He posted a career-high 19 special teams tackles in 2016.

### SPECIAL TEAMS TACKLE LEADERS

Player	Team	Sp. Tms. Tackles
Adrian Phillips .....	L.A. Chargers .....	17
Zeke Turner .....	Arizona .....	15
Dwayne Harris .....	Oakland .....	15
Justin Bethel .....	Atlanta .....	14
Jayron Kearse .....	Minnesota .....	14
<b>Nate Ebner</b> .....	<b>New England</b> .....	<b>13</b>
Clayton Fejedelem .....	Cincinnati .....	13

## DL TREY FLOWERS

### 2018 ACCOMPLISHMENT

- Trey Flowers led the team in sacks again in 2018 with a career-high 7 1/2 sacks to become the seventh player in team history to lead the team in sacks for at least three consecutive seasons.

### MULTI-SACK GAMES

Flowers has six multi-sack games since 2016, tied for fifth-most in the NFL over that span.

### MOST GAMES WITH 2-PLUS SACKS SINCE 2016

Player	Team(s)	Games
Aaron Donald .....	LA Rams .....	10
Cameron Jordan .....	New Orleans .....	8
Calais Campbell .....	ARZ/JAX .....	7
Chandler Jones .....	Arizona .....	7
Khalil Mack .....	OAK/CHI .....	7
Ryan Kerrigan .....	Washington .....	7
Cameron Heyward .....	Pittsburgh .....	7
<b>Trey Flowers</b> .....	<b>New England</b> .....	<b>6</b>
Von Miller .....	Denver .....	6
Jason Pierre-Paul .....	NYG/TB .....	6
Joey Bosa .....	SD/LAC .....	6
Geno Atkins .....	Cincinnati .....	6
Danielle Hunter .....	Minnesota .....	6
Frank Clark .....	Seattle .....	6
Everson Griffen .....	Minnesota .....	5
DeMarcus Lawrence .....	Dallas .....	5
Yannick Ngakoue .....	Jacksonville .....	5
Terrell Suggs .....	Baltimore .....	5
Vic Beasley .....	Atlanta .....	5
Frank Clark .....	Seattle .....	5
DeForest Buckner .....	San Francisco .....	5

## CB STEPHON GILMORE

### 2018 ACCOMPLISHMENTS

- Gilmore is headed to his second career Pro Bowl and first with the Patriots. The seven-year veteran's first Pro Bowl season came in 2016 with the Buffalo Bills.

### LOCK-DOWN DEFENDER

CB Stephon Gilmore finished second in the NFL with 20 passes defended in 2018, establishing a single-season career-high. His previous best was 18 passes defended in 2015 with Buffalo. He also became the sixth defensive back in team history to post 20 passes defended in a single season.

### PASSES DEFENSED LEADERS

Player	Team	Passes Defended
Kyle Fuller .....	Chicago .....	21
<b>Stephon Gilmore</b> .....	<b>New England</b> .....	<b>20</b>
Kareem Jackson .....	Houston .....	17
Darius Slay .....	Detroit .....	16

### MOST PASSES DEFENSED IN A SINGLE SEASON

Player	Passes Defended
Ty Law (1998) .....	27
Asante Samuel(2006) .....	24
Maurice Hurst (1994) .....	23
Ty Law (2003) .....	23
Tyrone Poole (2003) .....	21
<b>Stephen Gilmore (2018)</b> .....	<b>20</b>

## DB DURON HARMON

### FOURTH-QUARTER PICKS

Throughout his six NFL seasons, Duron Harmon has shown a knack for notching late-game interceptions. Of his 18 career picks, 12 have come in the fourth quarter, with six of those occurring during the final two minutes of the game. Harmon is tied with Richard Sherman for most fourth-quarter interceptions since 2013.



# PATRIOTS DEFENSIVE NOTES

## 4TH QUARTER INTERCEPTIONS

Date	Opponent	Result
10/27/13	vs. MIA	W, 27-17
11/03/13	vs. PIT	W, 55-31
01/10/15	vs. BAL	W, 35-31*
09/10/15	vs. PIT	W, 28-21
10/29/15	vs. MIA	W, 36-7
09/18/16	vs. MIA	W, 31-24
01/14/17	vs. HOU	W, 34-16*
09/24/17	vs. HOU	W, 36-33
11/26/17	vs. MIA	W, 35-17
12/17/17	at PIT	W, 27-24
12/02/18	vs. MIN	W, 24-10
12/16/18	at PIT	L, 10-17

## INTERCEPTIONS IN THE FINAL 2 MINUTES OF A GAME

Date	Opponent	Time Remaining
10/27/13	vs. MIA	0:55
01/10/15	vs. BAL	1:46*
09/18/16	vs. MIA	0:09
09/24/17	vs. HOU	0:03
11/26/17	vs. MIA	1:54
12/17/17	at PIT	0:09

\* Playoff Game

## MOST FOURTH QUARTER INTERCEPTIONS SINCE 2013 (INCLUDING PLAYOFFS)

Player	Interceptions
Duron Harmon	12
Richard Sherman	11
Harrison Smith	10

## HARMON INTERCEPTION NOTES:

- Ten of 15 occurred in the fourth quarter. (12-of-18 including postseason)
- Five of 15 occurred in the final two minutes of the game (6-of-18 including postseason).
- Five of 15 occurred in the end zone (6-of-18 including postseason).
- Eight of 15 occurred inside the Patriots red zone (11-of-18 including postseason).
- Twelve of 15 occurred inside the Patriots 35-yard line (15-of-18 including postseason).
- Five of 15 have occurred against Miami (4-of-5 against Ryan Tannehill).
- Ten of 15 have occurred against either Miami or Pittsburgh.
- Ten of 15 have occurred at Gillette Stadium (12-of-18 including postseason).

## HARMON PICKS ON PITTSBURGH

DB Duron Harmon intercepted Pittsburgh two passes against Pittsburgh (12/16/18). Harmon now has five interceptions in five regular-season games against the Steelers, tied for the most interceptions against a single opponent since 2013. He also has five interceptions against Miami since 2013.

## MOST INTERCEPTIONS AGAINST A SINGLE OPPONENT (SINCE 2013)

Player	Opponent	Interceptions
Duron Harmon	Pittsburgh	5
Duron Harmon	Miami	5
Reggie Nelson	Pittsburgh	5
*13 tied at 4		

## LB DONT'A HIGHTOWER

### 2018 ACCOMPLISHMENTS

- LB Dont'a Hightower was named AFC Special Teams Player of the Week for his performance in the Patriots 38-31 victory over the Chicago Bears in Week 7. Hightower blocked a Chicago punt attempt that was recovered by LB Kyle Van Noy and returned 29 yards for a touchdown. The score put the Patriots ahead, 31-24, and gave them the lead for good.



### WEARING BRUSCHI'S JERSEY #54

As a first round draft pick, Dont'a Hightower is used to high expectations. Hightower went to training camp with jersey #45 but was switched to jersey #54 prior to the start of his rookie year in 2012. Former LB Tedy Bruschi wore #54 for 13 seasons.

Hightower understands the importance of the number and hopes to live up to its legacy. "I definitely feel honored to be able to wear this number," Hightower said. "I've read that Tedy didn't want it to be retired and he hoped another linebacker would come in and be able to wear this number and be able to play as well. I feel honored. Tedy was a great player, and he means a lot to this organization. I'm definitely proud to be able to wear this number."

### WINNER ON MULTIPLE LEVELS

Dont'a Hightower and Russell Maryland (two national championships at Miami and three Super Bowl Championships with Dallas) are the only two players in NFL history with two national championships and two Super Bowl wins.

## HIGHTOWER PLAYOFF NOTES

### DEFENSIVE LEADERS

Patrick Chung, Dont'a Hightower and Devin McCourty are moving up on the Patriots postseason tackles list.

### PATRIOTS POSTSEASON TACKLE LEADERS

Player	Tackles
Tedy Bruschi	128
Devin McCourty	89
Mike Vrabel	88
Willie McGinest	85
Vince Wilfork	81
Patrick Chung	77
Rodney Harrison	77
Rob Ninkovich	64
Dont'a Hightower	63
Ted Johnson	62
Jerod Mayo	58
Lawyer Milloy	57

## LB BRANDON KING

### 2018 ACCOMPLISHMENTS

- LB Brandon King had 12 special teams tackles in 2018, matching his career-high set during his rookie season in 2015.





# PATRIOTS DEFENSIVE NOTES

## DB DEVIN McCOURTY

### WHAT TO LOOK FOR IN 2018

Devin McCourty enters 2018 tied with Ty Law for second-most Pro Bowls as a Patriots defensive back with four. Only CB Mike Haynes had more Pro Bowl invites as a Patriots DB with six.

### McCOURTY

DB Devin McCourty's 84-yard interception return for a touchdown in the win at Buffalo on Oct. 29, 2018 was his first career interception returned for a touchdown and the ninth-longest in team history. The pick-six was McCourty's second career score. His first touchdown came on a 104-yard kickoff return vs. the New York Jets on Oct. 21, 2012.

### DOUBLE TROUBLE

After being selected by the Patriots in the first round of the 2010 NFL Draft, CB Devin McCourty became part of a select group in league history. McCourty's identical twin brother, Jason, joined the Patriots this past offseason for his 10th NFL season. The two became the 12th set of twins to play in the NFL. In the season opener, Devin and Jason became the first set of twins to play together on the same NFL team since 1926 when Gene and Tom Golsen suited up together for the Louisville Colonels. Shaquill and Shaquem Griffin of the Seattle Seahawks also accomplished this unique occurrence on Kickoff Weekend. New England also had twins on the team last year, with TE Jacob Hollister on the roster and WR Cody Hollister on the practice squad. Jacob is on the roster again this year and Cody is on the non-football/injury list.


Devin and Jason were cornerbacks in the Rutgers secondary from 2005-08. Devin redshirted for the 2005 season and was a year behind his brother in eligibility. Devin became the second twin to suit up for the Patriots, after CB Kato Serwanga was a member of the team from 1998-2000. His twin brother, Jason, played for San Francisco and Minnesota from 1999-2001. According to McCourty's mother, the two can only be told apart by tiny scars on their faces left by chickenpox.

### McCOURTY GOES LONG

McCourty had a 104-yard kickoff return for a touchdown vs. N.Y. Jets (10/21/12), the second longest kickoff return in team history. Ellis Hobbs has the longest in team history with a 108-yard return for a touchdown at N.Y. Jets on Sept. 9, 2007. McCourty was named AFC Special Teams Player of the Week for his performance.

### LONGEST KICKOFF RETURN IN PATRIOTS HISTORY

Ellis Hobbs ..... 108TD at N.Y. Jets (09/09/07)  
Devin McCourty ..... 104TD vs. N. Y. Jets (10/21/12)



### IN GOOD COMPANY

McCourty earned Associated Press All-Pro Second Team honors at safety in 2013 and 2016. He also earned Second Team All-Pro Honors as a rookie in 2010 when he played cornerback. McCourty joins Pro Football Hall of Famers Rod Woodson and Ronnie Lott as the only NFL players to earn All-Pro honors at both safety and cornerback.

### BROTHERS IN ARMS

Devin and twin brother Jason McCourty have seen first-hand the effects of sickle cell disease. Both their aunt and uncle lived with the disease while their father carried the trait. Devin and Jason partnered with Embrace Kids Foundation to form their own "Tackle Sickle Cell" campaign aiming to educate the public, increase blood donations and raise money and awareness for the fight against sickle cell disease. Devin's work with the local Boston Children's Hospital has helped advance research of the disease with doctors now as close as they've ever been to a cure.

## McCOURTY PLAYOFF NOTES

### DEFENSIVE LEADERS

Patrick Chung, Dont'a Hightower and Devin McCourty are moving up on the Patriots postseason tackles list.

### PATRIOTS POSTSEASON TACKLE LEADERS

Player	Tackles
Tedy Bruschi .....	128
<b>Devin McCourty</b> .....	<b>89</b>
Mike Vrabel .....	88
Willie McGinest .....	85
Vince Wilfork .....	81
Patrick Chung .....	77
Rodney Harrison .....	77
Rob Ninkovich .....	64
Dont'a Hightower .....	63
Ted Johnson .....	62
Jerod Mayo .....	58
Lawyer Milloy .....	57


## K STEPHEN GOSTKOWSKI

### WHAT TO LOOK FOR IN 2018

- Gostkowski (180) is second all-time in postseason points, behind Adam Vinatieri (234) and will look to add to those numbers in 2018.
- Gostkowski is third on the NFL's all-time postseason list with 34 field goals behind Adam Vinatieri (56) and David Akers (39).

### 2018 ACCOMPLISHMENTS

- Gostkowski became the 19th kicker in NFL history to reach 350 career field goals with five field goals in the win vs. Kansas City (10/14/18).
- Gostkowski was named AFC Special Teams Player of the Month for October. He converted 11-of-12 field goal attempts, 15-of-15 extra points and kicked 17 touchbacks during October, while New England finished the month with a perfect 4-0 record.



### FRANCHISE SCORING LEADER

Gostkowski became the Patriots all-time leader in points in 2014, passing Adam Vinatieri vs. Miami (12/14/14).

### PATRIOTS ALL-TIME LEADING SCORERS

Player	Points
Stephen Gostkowski .....	1,743
Adam Vinatieri .....	1,158
Gino Cappelletti.....	1,130

### SCORING LEADER I

Gostkowski is the first NFL player with five 150-point seasons. His 156 points in 2017 tied for the second most of his career and the second most in the NFL in 2017.

### PATRIOTS RECORD FOR MOST POINTS IN A SEASON

Player	Year	Points
Stephen Gostkowski.....	2013.....	158
Stephen Gostkowski.....	2017.....	156
Stephen Gostkowski.....	2014.....	156
Gino Cappelletti.....	1964.....	155 (includes 7 TDs)
Stephen Gostkowski.....	2012.....	153
Stephen Gostkowski.....	2015.....	151
Stephen Gostkowski.....	2008.....	148
Gino Cappelletti.....	1961.....	147

### SCORING LEADER II

#### NFL RECORD FOR MOST POINTS BY A KICKER IN A SINGLE SEASON

Player	Team	Year	Points
David Akers	San Francisco	2011	166
Gary Anderson	Minnesota	1998	164
Jeff Wilkins	St. Louis	2003	163
Mark Moseley	Washington	1983	161
Stephen Gostkowski	New England	2013	158
Matt Bryant	Atlanta	2016	158
Greg Zuerlein	L.A Rams	2017	158
Mike Vanderjagt	Indianapolis	2003	157
Stephen Gostkowski	New England	2017	156
Stephen Gostkowski	New England	2014	156
Stephen Gostkowski	New England	2012	153
Stephen Gostkowski	New England	2015	151

### NFL ALL-TIME SCORING LEADERS

Gostkowski ranks 13th in points scored in NFL history.

Player	Team(s)	Years	Points
1. Adam Vinatieri	NE/IND	1996-present	2,600
2. Morten Andersen	NO/ATL/NYG/KC/ATL	1982-2007	2,544
3. Gary Anderson	PIT/PHI/SF/MIN/TEN	1982-2004	2,434
4. Jason Hanson	Detroit	1992-2012	2,150
5. John Carney	TB/SD/NO/NYG	1988-2010	2,062
6. Matt Stover	CLE/BAL/IND	1991-2010	2,004
7. George Blanda	CHI/BLT/HOU/OAK	1949-75	2,002
8. Jason Elam	DEN/ATL	1993-2009	1,983
9. John Kasay	SEA/CAR/NO	1991-2011	1,970
10. Sebastian Janikowski	OAK/SEA	2000-present	1,913
11. Phil Dawson	CLE/SF/ARZ	1999-present	1,847
12. Stephen Gostkowski	New England	2006-present	1,743
13. Norm Johnson	SEA/ATL/PIT/PHI	1982-99	1,736
14. David Akers	WAS/PHI/SF/DET	1998-2013	1,721
15. Matt Bryant	NYG/TB/ATL	2002-present	1,717
16. Nick Lowery	NE/KC/NYJ	1978-96	1,711
17. Jan Stenerud	KC/GB/MIN	1967-85	1,699
18. Ryan Longwell	GB/MIN	1997-2011	1,687
19. Eddie Murray	DET/KC/TB/DAL/PHI/WAS/MIN	1980-2000	1,594
20. Al Del Greco	GB/STL/PHO/HOU/TEN	1984-2000	1,584

### GOSTKOWSKI GOES LONG

Gostkowski kicked a franchise record 62-yard field goal against Oakland in Mexico City (11/19/17). It was the 19th field goal of 60 or more yards in NFL history.

### LONGEST FIELD GOALS IN NFL HISTORY

Player	Team	Opponent	Date	Distance
Matt Prater	DEN	vs. TEN	12/08/13	64
Tom Dempsey	NO	vs. DET	11/08/70	63
Jason Elam	DEN	vs. JAX	10/25/98	63
Graham Gano	CAR	vs. NYG	10/07/18	63
Sebastian Janikowski	OAK	at DEN	09/12/11	63
David Akers	SF	vs. GB	09/09/12	63
Stephen Gostkowski	NE	at OAK	11/19/17	62
Matt Bryant	TB	vs. PHI	10/22/06	62

### LONGEST FIELD GOALS IN PATRIOTS HISTORY

Player	Opponent	Date	Distance
Stephen Gostkowski	at OAK	11/19/17	62
Stephen Gostkowski	vs. CAR	10/01/17	58
Stephen Gostkowski	at DAL	10/11/15	57
Adam Vinatieri	at CHI	11/10/02	57
Adam Vinatieri	at STL	12/13/98	55
Matt Bahr	at MIA	11/12/95	55

### MOST FIELD GOALS IN PATRIOTS HISTORY

Gostkowski moved past Adam Vinatieri (263) in 2015 to become the Patriots all-time leader with 367 career field goals.

Stephen Gostkowski .....	367	Gino Cappelletti .....	176
Adam Vinatieri .....	263	John Smith .....	128



# PATRIOTS SPECIAL TEAMS NOTES

## CONSECUTIVE EXTRA POINTS

Gostkowski set an NFL record for most consecutive extra points made in the regular season.

## MOST CONSECUTIVE (KICKING) PATS

Player	Team(s)	Years	Consec. XPs
Stephen Gostkowski	New England	2006-16	478
Matt Stover	BAL/IND	1996-2009	422
Jason Elam	Denver	1993-2002	371
Jeff Wilkins	St. Louis	1999-2007	371
Jay Feely	ATL/NYG/MIA/ NYJ/ARZ/CHI	2002-14	360

## EVEN STEPHEN

Gostkowski has connected on 87.4 percent of his regular-season field-goal attempts in his career, the best percentage in Patriots history. Additionally, Gostkowski's 87.4 field goal percentage is third among NFL kickers all-time.

## PATRIOTS ALL-TIME LEADERS / FIELD GOAL PCT. (MINIMUM 50 ATTEMPTS)

Player	Years	FGM	FGA	Pct.
Stephen Gostkowski	2006-18	367	420	87.4
Adam Vinatieri	1996-05	263	321	81.9
Matt Bahr	1993-95	55	72	76.4

## NFL ALL-TIME LEADERS / FIELD GOAL PCT. (MINIMUM 50 ATTEMPTS)

Player	Team(s)	Years	FGM	FGA	Pct.
Justin Tucker	Baltimore	2012-present	237	263	90.1
Robbie Gould	CHI/NYG/SF	2005-present	358	408	87.7
Stephen Gostkowski	New England	2006-present	367	420	87.4
Dan Bailey	DAL/MIN	2011-present	207	239	86.6
Mike Vanderjagt	IND/DAL	1998-2006	230	266	86.5
Steven Hauschka	BAL/SEA/BUF	2008-present	242	280	86.4
Matt Bryant	NYG/MIA/IND/TB/ATL	2002-present	388	450	86.2
Nate Kaeding	SD/MIA	2004-12	181	210	86.2
Kai Forbath	WAS/NO/MIN	2012-17	120	140	85.7
Rob Bironas	Tennessee	2005-13	239	279	85.7
Shayne Graham	BUF/CAR/CIN/ HOU/NO/ATL	2001-15	277	324	85.5

## GOSTKOWSKI OWNS TEAM MARK

Gostkowski scored at least one point in 142 straight games, a franchise record. He set the new record in a win vs. Denver on Nov. 24, 2013. The record ended in the shutout loss vs. Buffalo on Oct. 2, 2016.

## PATRIOTS RECORD FOR MOST CONSECUTIVE GAMES SCORED

Player	Dates	Consec. Games Scored
Stephen Gostkowski	12/17/06 to 10/02/16	142
Adam Vinatieri	11/24/96 to 12/29/02	101
John Smith	09/28/75 to 10/02/80	101

## 1,000-POINT BENCHMARK

Gostkowski (1,743) reached the 1,000 point mark in only his 119th career game in 2013. He is the only kicker in NFL history to reach 1,000 career points in fewer than 120 career games played.

## KICKERS TO REACH 1,000 POINTS IN FEWEST GAMES

Player	Team	Games to 1,000 Points
Stephen Gostkowski	New England	119
Mike Vanderjagt	Indianapolis	126
Jason Elam	Denver	132
Ryan Longwell	Green Bay	136
Jan Stenerud	Kansas City	136

## PROLIFIC SCORING AVERAGE

Gostkowski is ranked first in NFL history with an 8.7 points per game average.

## NFL RECORD FOR AVERAGE POINTS PER GAME

Player	Team(s)	Points Per Game
Stephen Gostkowski	New England	8.7
Justin Tucker	Baltimore	8.5
Mike Vanderjagt	IND/DAL	7.9
Nate Kaeding	SD/MIA	7.8
Mason Crosby	Green Bay	7.7
Dan Bailey	DAL/MIN	7.6

## FIVE-TIME LEAGUE LEADER

Gostkowski led the NFL in scoring for the fourth straight season in 2015 with 151 points. He also led the NFL with 156 points in 2014, 158 points in 2013, 153 points in 2012 and 148 points in 2008. He joins Don Hutson and Gino Cappelletti as the only players to lead the NFL in scoring five times.

## NFL RECORD FOR MOST SEASONS LEADING THE LEAGUE IN SCORING

Player	Team	Years	Seasons
Stephen Gostkowski	New England	5	2008, 12-15
Gino Cappelletti	New England	5	1961, 63-66
Don Hutson	Green Bay	5	1940-44
Earl Clark	POR/DET	3	1932, 35-36
Pat Harder	Chicago Cardinals	3	1947-49
Paul Hornung	Green Bay	3	1959-61

## GOSTKOWSKI GAME WINNERS

Gostkowski has eight career regular-season game-winning kicks and one in the playoffs.

## GOSTKOWSKI'S CAREER GAME-WINNING FIELD GOALS

Time Left	Distance	Final Score	OPP	Date
0:03 4th	28	43-40	KC	10/14/18
3:44 4th	32	23-21	@ ARI	09/11/16
0:01 4th	54	27-16	@ NYG	11/15/15
3:12 4th	53	34-31	@ HOU	12/01/13
1:56, OT	31	34-31	DEN	11/24/13
0:05, 4th	35	23-21	@ BUF	09/08/13
1:56, OT	35	23-20	BAL	10/17/10
11:02 OT	48	29-26	NYJ	10/21/12
1:10, 4th	31	24-21	@ SD	01/14/07*

\*Postseason

## GOSTKOWSKI DRILLS 350TH FG

Gostkowski's 39-yard field goal in the fourth quarter vs. Kansas City (10/14/18) was his 350th career field goal. He is one of 19 NFL players to reach 350 career field goals.

## MOST FIELD GOALS AMONG ACTIVE NFL KICKERS

Player	Team(s)	Field Goals
Adam Vinatieri	NE/IND	582
Phil Dawson	CLE/SF/ARZ	441
Sebastian Janikowski	OAK/SEA	436
Matt Bryant	NYG/IND/MIA/TB/ATL	388
Stephen Gostkowski	New England	367

## GOSTKOWSKI BREAKS HIS OWN TEAM RECORD

Gostkowski set a Patriots franchise record with 38 field goals in 2013 and now owns the top six field goal seasons in team history.

## MOST FIELD GOALS MADE IN A PATRIOTS SEASON

Player	Year	Field Goals
Stephen Gostkowski	2013	38
Stephen Gostkowski	2017	37
Stephen Gostkowski	2008	36
Stephen Gostkowski	2014	35
Stephen Gostkowski	2015	33
Tony Franklin	1986	32
Adam Vinatieri	2004	31
Adam Vinatieri	1998	31



# **PATRIOTS** SPECIAL TEAMS NOTES

## ON THE MARK

Gostkowski made 92.5 percent (37-of-40) of his field goals in 2017. He is now tied with Adam Vinatieri for the most seasons in NFL history with a 90 percent conversion rate with five.

## PATRIOTS BEST FIELD GOAL PCT./SEASON (MINIMUM 30 ATTEMPTS)

Player	Year	FGM	FGA	Pct.
Stephen Gostkowski	2014	35	37	94.6
Adam Vinatieri	2004	31	33	93.9
Stephen Gostkowski	2013	38	41	92.7
Stephen Gostkowski	2017	37	40	92.5
Stephen Gostkowski	2015	33	36	91.7
Stephen Gostkowski	2008	36	40	90.0
Adam Vinatieri	2002	27	30	90.0

## MOST 50-YARD FIELD GOALS IN TEAM HISTORY

Gostkowski has the most 50-yard field goals in New England history.

## PATRIOTS RECORD FOR MOST 50-YARD FIELD GOALS

Player	Years	FGM	FGA	Pct.
Stephen Gostkowski	2006-18	25	35	71.4
Adam Vinatieri	1996-2005	8	17	47.1
Tony Franklin	1984-87	3	6	50.0

## 30-PLUS FIELD GOAL SEASONS

Gostkowski is one of five players in NFL history to make 30 or more field goals in five seasons after reaching 37 field goals in 2017.

## MOST 30 FIELD GOAL SEASONS

Player	Team(s)	30-FG Seasons	Years
Justin Tucker	Baltimore	6	2012-13, 15-17-18
Stephen Gostkowski	New England	5	2008, 13-15, 17
Robbie Gould	CHI/SF	5	2006-07, 15, 17-18
David Akers	SF/PHI	5	2002, 08-11
John Carney	NYG/NO/SD	5	1993-94, 99, 2002, 08
Adam Vinatieri	NE/IND	4	1998, 2004, 13-14
Jay Feely	ATL/NYG/NYJ/ARZ	4	2002, 05, 09, 13
Matt Stover	Baltimore	4	2000-01, 03, 05

## FOURTH-MOST FGs IN A SEASON

## MOST FIELD GOALS MADE IN A SEASON IN NFL HISTORY

Player	Team	Year	Field Goals
David Akers	San Francisco	2011	44
Neil Rackers	Arizona	2005	40
Olindo Mare	Miami	1999	39
Robbie Gould	San Francisco	2017	39
Jeff Wilkins	St. Louis	2003	39
Stephen Gostkowski	New England	2013	38
Harrison Butker	Kansas City	2017	38
Greg Zuerlein	L.A. Rams	2017	38
Justin Tucker	Baltimore	2016	38
Justin Tucker	Baltimore	2013	38

## KICKING A CAREER HIGH

Gostkowski made five field goals vs. Cincinnati (10/05/14), setting a new single-game career high. Gostkowski's five field goals tied the second highest single-game total in Patriots history, trailing only Gino Cappelletti's six successful field goals on Oct. 4, 1964. He matched that total with five field goals in the win vs. Kansas City (10/14/18).

## TWO FROM 50-PLUS

Gostkowski drilled a team-record 62-yard field goal and a 51-yarder in Mexico City against Oakland on Nov. 19, 2017. It was the third time that he made two field goals of 50-plus yards in a single game. He drilled a 51-yard field goal and a 53-yarder vs. Arizona (09/16/12) and connected on two 53-yard field goals at Houston (12/01/13). He is the only Patriot to have two 50-yard field goals in the same game.



## GOSTKOWSKI PLAYOFF NOTES

### GOSTKOWSKI PILING ON

Gostkowski is the Patriots all-time leading scorer in the postseason and ranks second for the most postseason points all-time.

### MOST KICKING POINTS IN NFL POSTSEASON HISTORY

Player	Team(s)	Points
Adam Vinatieri	NE/IND	234
Stephen Gostkowski	New England	180
David Akers	PHI/SF	175
Gary Anderson	PIT/PHI/SF/MIN/TEN	153
Mason Crosby	Green Bay	137
George Blanda	CHI/HOU/OAK	115
Matt Stover	CLE/BAL/IND	106
Matt Bahr	PIT/CLE/NYG/NE	103

### MOST FIELD GOALS IN NFL POSTSEASON HISTORY

Player	Team(s)	Field Goals
Adam Vinatieri	NE/IND	56
David Akers	PHI/SF	39
Stephen Gostkowski	New England	34
Gary Anderson	PIT/PHI/SF/MIN/TEN	32
Mason Crosby	Green Bay	26

### MOST POINTS IN NFL POSTSEASON HISTORY

Player	Team(s)	Points
Adam Vinatieri	NE/IND	234
Stephen Gostkowski	New England	180
David Akers	PHI/SF	175
Gary Anderson	PIT/PHI/SF/MIN/TEN	153
Mason Crosby	Green Bay	137
Jerry Rice	SF/OAK	132
Emmitt Smith	DAL	126
Thurman Thomas	Buffalo	126
George Blanda	CHI/HOU/OAK	115
Matt Stover	CLE/BAL/IND	106





# PATRIOTS REFERENCE NOTES

## NINE STRAIGHT 11-WIN SEASONS

The Patriots have won 11 games 20 times in team history, including a current streak of and NFL-record nine consecutive years dating back to 2010. The Patriots have had 11 or more wins 16 times in Robert Kraft's 25 seasons of ownership after having only four 11-win seasons prior to Kraft purchasing the team (1976, 78, 85-86).

### MOST 11-WIN SEASONS SINCE 1970 MERGER

Team	11+ Win Seasons
New England.....	20
Dallas.....	17
Pittsburgh.....	17
Denver.....	15
San Francisco.....	15

### MOST CONSECUTIVE 11-WIN SEASONS

Team	Years	Consec. Seasons w/11+ Wins
New England .....	2010-18 .....	9
Indianapolis.....	2003-09 .....	7
Dallas.....	1976-81 .....	6
San Francisco.....	1994-98 .....	5

## DIVISIONAL DOMINANCE

The Patriots have the highest winning percentage vs. division opponents from November until the end of the season since 2002.

### TOP LATE-SEASON WINNING PERCENTAGE VS. DIVISION OPPONENTS SINCE 2002

Team	W	L	T	Pct.
New England	45	13	0	.776
Indianapolis	45	16	0	.738
Pittsburgh	47	18	0	.723
Green Bay	41	22	1	.648
Seattle	38	21	0	.644

## TOP-10 OFFENSE

Since the 1970 merger, the Patriots offense has finished in the top 10 a total of 23 times, including 13 times under Bill Belichick. The 2018 Patriots finished 5th in the NFL with 393.4 yards per game.

### TOP-10 OFFENSE UNDER BILL BELICHICK

Year	Rank	Yards per Game
2018 .....	5 .....	393.4
2017 .....	1 .....	394.2
2016 .....	4 .....	386.3
2015 .....	6 .....	374.4
2013 .....	7 .....	384.5
2012 .....	1 .....	427.9
2011 .....	2 .....	428.0
2010 .....	8 .....	363.8
2009 .....	3 .....	397.3
2008 .....	5 .....	365.4
2007 .....	1 .....	411.3
2005 .....	7 .....	352.0
2004 .....	7 .....	411.3

## TOP OFFENSE

The Patriots had finished in the top 10 in offense for seven straight seasons (2007-13), second only to the 11 straight by New Orleans (2006-16). The NFL record for the most consecutive seasons finishing with a top-10 offense since the merger in 1970 is the San Francisco 49ers with 15 (1982-96).

## FORCING THE ISSUE

The Patriots lead the NFL with a plus-204 turnover margin since the 1994 season.

### NFL TURNOVER MARGIN SINCE 1994

New England.....	+204
Kansas City .....	+146
Green Bay .....	+99

## STRONG IN THE SECOND HALF

Since 2001, the Patriots have done a remarkable job of finishing the season strong, compiling an NFL-best 109-31 (.779) record in games on or after Thanksgiving.

### PATRIOTS BEFORE AND AFTER THANKSGIVING SINCE 2001

Season	Pre-Thanksgiving	Post-Thanksgiving	Overall
2001	5-5 (.500)	9-0 (1.000)	14-5*
2002	6-5 (.545)	3-2 (.600)^	9-7
2003	9-2 (.818)	8-0 (1.000)	17-2*
2004	9-1 (.900)	8-1 (.889)	17-2*
2005	6-4 (.600)	5-3 (.625)	11-7*
2006	7-3 (.700)	7-2 (.777)	14-5*
2007	10-0 (1.000)	8-1 (.889)	18-1*
2008	7-4 (.636)	4-1 (.800)	11-5
2009	7-3 (.700)	3-4 (.429)	10-7*
2010	8-2 (.800)	6-1 (.857)^	14-3*
2011	7-3 (.700)	8-1 (.889)	15-4*
2012	7-3 (.700)	6-2 (.750)^	13-5*
2013	8-3 (.727)	5-2 (.833)	13-5*
2014	9-2 (.818)	6-2 (.750)	15-4*
2015	10-0 (1.000)	3-5 (.375)	13-5*
2016	8-2 (.800)	9-0 (1.000)	17-2*
2017	8-2 (.800)	7-2 (.777)	15-4*
2018	7-3 (.700)	4-2 (.600)	??
<b>Totals</b>	<b>138-47 (.746)</b>	<b>109-31 (.779)</b>	<b>236-73</b>

\*Includes playoffs

^Includes games played on Thanksgiving

### BEST RECORDS ON OR AFTER THANKSGIVING SINCE 2001 (INCLUDING PLAYOFFS)

Team	W	L	T	Pct.
New England	109	31	0	.779
Pittsburgh	87	42	0	.674
Green Bay	78	50	0	.609
Indianapolis	76	49	0	.608
Seattle	77	50	0	.606

# Gillette STADIUM

## SHARP AT GILLETTE

The Patriots concluded a 20-game home winning streak with a 20-16 win over Dallas on Oct. 16, 2011. It was the longest home win streak in team history. The Patriots own an overall record of 115-21 (.845) at Gillette Stadium in regular season games. The NFL record for most consecutive home victories is 27, achieved by Miami from 1971-74.

### HIGHEST HOME WINNING PERCENTAGE SINCE 1970 (MINIMUM 25 GAMES)

Team	Stadium	W-L-T	Win Pct.
New England	Gillette Stadium	115-21-0	.845
Miami	Orange Bowl	101-22-1	.819
Minnesota	Metropolitan Stadium	64-23-1	.733
Pittsburgh	Heinz Field	104-39-1	.726
Pittsburgh	Three Rivers Stadium	169-67-0	.716
Seattle	Century Link	95-41-0	.699

### LONGEST HOME WINNING STREAK/PATRIOTS HISTORY (REGULAR SEASON ONLY)

Streak	First Win	Last Win
20 .....	Dec. 21, 2008 .....	Oct. 16, 2011
18 .....	Dec. 29, 2002 .....	Sept. 8, 2005
16 .....	Dec. 30, 2012 .....	Dec. 28, 2014
<b>13 .....</b>	<b>Oct. 22, 2017 .....</b>	<b>Present</b>
12 .....	Nov. 26, 2006 .....	Sept. 7, 2008
10 .....	Sept. 18, 1976 .....	Oct. 30, 1977



## TEAM RANKINGS

During the past 18 seasons, the Patriots defense has consistently ranked higher in points allowed than in yards allowed. The only exceptions came in 2004 and 2015.

### PATRIOTS DEFENSIVE RANKINGS SINCE 2000

Year	Avg. Points Allowed	Avg. Yds Allowed
2018	20.3 (7)	359.1 (21)
2017	18.5 (5)	366.0 (29)
2016	15.6 (1)	326.4 (8)
2015	19.7 (10)	339.4 (9)
2014	19.5 (8)	344.1 (13)
2013	21.1 (10)	373.1 (26)
2012	20.7 (9t)	373.3 (25)
2011	21.4 (15)	411.1 (31)
2010	19.6 (8)	365.5 (25)
2009	17.8 (5)	320.2 (11)
2008	19.3 (8)	309.0 (10)
2007	17.1 (4)	288.3 (4)
2006	14.8 (2)	294.4 (6)
2005	21.1 (17)	330.2 (26)
2004	16.3 (2t)	310.6 (9)
2003	14.9 (1)	291.6 (7)
2002	21.6 (17)	336.1 (23)
2001	17.0 (6)	334.5 (24)
2000	21.1 (17)	334.6 (20)

## IN A RUSH FOR THE END ZONE

Since 2003, the Patriots are the only team to average at least one rushing touchdown per game. The Patriots have 278 rushing touchdowns in 255 games.

### RUSHING TOUCHDOWNS SINCE 2003 (REGULAR SEASON ONLY)

Team	Rush TDs since 2003
New England	278
Kansas City	253
New Orleans	251
Carolina	243
Minnesota	237

## HISTORIC SCORING CLIP

The Patriots had a historic scoring output over a three-game span in October and November 2014. New England tied a team record by scoring 40 or more points in three consecutive games from Oct. 26 to Nov. 16. The Patriots also scored 40 or more in three straight games in 2007. The Patriots have scored 40 or more points 62 times in team history, including 35 times since Bill Belichick became head coach in 2000, and 19 times since 2010.

## MOST CONSECUTIVE GAMES WITH 40+ POINTS IN PATRIOTS HISTORY

Gm	Year	Game 1	Game 2	Game 3
3	2014	10/26/14 (51-23 v. CHI)	11/02/14 (43-21 v. DEN)	11/16/14 (42-20 @ IND)
3	2007	10/14/07 (48-27 @ DAL)	10/21/07 (49-28 @ MIA)	10/28/07 (52-7 v. WAS)
2	1962	09/21/62 (41-16 v. DEN)	10/06/62 (43-14 @ NYT)	
2	2002	09/15/02 (44-7 @ NYJ)	09/22/02 (41-38 v. KC)	
2	2008	12/14/08 (49-26 @ OAK)	12/21/08 (47-7 v. ARZ)	
2	2010	11/25/10 (45-24 @ DET)	12/06/10 (45-3 v. NYJ)	
2	2012	11/18/12 (59-24 v. IND)	11/22/12 (49-19 @ NYJ)	
2	2015	09/20/15 (40-32 @ BUF)	09/27/15 (51-17 vs. JACK)	

## SCORING FLURRY

The Patriots scored three touchdowns in a 57-second span during the final two minutes of the first half against Chicago on Oct. 26, 2014, turning a 17-7 lead into a 38-7 cushion. It was the fastest three-touchdown flurry in the NFL since the Patriots had three touchdowns in 52 seconds against the New York Jets on Nov. 22, 2012. The Patriots are one of three teams to score three touchdowns in under a minute since the 1970 merger, and are the only team to have achieved the feat twice.

### NFL TEAMS TO SCORE THREE TDS IN LESS THAN ONE MINUTE

Team	Opponent	Date
New England	Chicago	10/26/14
New England	N.Y. Jets	11/22/12
Seattle	Minnesota	09/29/02
Atlanta	Carolina	10/04/98

### HOW THE PATRIOTS SCORED THREE TOUCHDOWNS IN 57 SECONDS:

- Rob Gronkowski caught a 2-yard touchdown pass from Tom Brady with 1:57 left in the first half to make the score 24-7 and cap off a 10-play, 80-yard drive.
- After the Patriots defense forced a three-and-out, a 42-yard Julian Edelman punt return gave New England possession at the Chicago 9-yard line, and Brady found Brandon LaFell for a 9-yard touchdown on the next play to give the Patriots a 31-7 lead with 1:07 left in the first half.
- On the Bears first play following the LaFell touchdown, Zach Moore forced a Jay Cutler fumble that was recovered by Rob Ninkovich and returned for a 15-yard touchdown that gave the Patriots a 38-7 Patriots lead with 55 seconds left in the first half.

## A COMEBACK FOR THE AGES

The Patriots came back from a 24-point deficit to defeat the Broncos, 34-31, in overtime in a Sunday Night Football matchup on Nov. 24, 2013, marking the largest regular-season comeback win in team history, after trailing 24-0 at halftime.

New England's previous best comeback win was from a 23-0 deficit to win, 38-23, vs. Seattle (09/16/84). The Patriots also came back from 22 points down to win at the New York Giants, 23-22 (12/21/96). The Patriots have come from 21 points down to win four times, most recently vs. Buffalo (01/01/12).



# PATRIOTS FOOTBALL NETWORK

The Patriots Football Network (PFN) is the full portfolio of media offerings from the five-time Super Bowl Champion New England Patriots. PFN provides Patriots content produced both in-house and with media partners spanning print, television, radio and the Internet.

## PATRIOTS ALL ACCESS

The Emmy Award-winning "Patriots All-Access" airs weekly throughout the season on WBZ-TV Channel 4 in Boston and regional affiliates in Hartford, Providence, Springfield, Burlington, Portland and Bangor. "Patriots All-Access" features exclusive behind-the-scenes access and in-depth weekly features on Patriots players and personnel. Hosted by WBZ's Steve Burton, the show features weekly sit-downs with Bill Belichick including the popular "Belestrator" segment where the coach breaks down upcoming opponents with Scott Zolak.

"Patriots All-Access" airs Fridays from 7-8 p.m. on **WBZ-TV** and Sunday from 9-10 a.m. on **myTV38** in Boston. **Check local listings for airtime.**

## PATRIOTS THIS WEEK

Insider information. Passionate debate. Timely analysis. That's what "Patriots This Week" delivers. The show, hosted by Bob Socci with former Patriots Scott Zolak and Matt Chatham, is a fast-paced, half-hour of football talk. From breaking down the previous contest to game planning the next opponent, there's no better way to get ready for football than "Patriots This Week" — every Saturday night at 10:30 p.m. on NBC Sports Boston.

## PATRIOTS.COM

### NEWS

Patriots.com features daily updates and exclusive content from the writers of Patriots Football Weekly, offering everything from breaking news to player features and the popular "Ask PFW" postings.

### VIDEO

The Patriots offer video ready for any device with a screen. Live video includes every Coach Belichick and Tom Brady press conferences, the Dunkin Donuts pregame and Papa Gino's postgame shows and other events such as special episodes of Patriots All Access and the Patriots Hall of Fame induction ceremony. On demand video ranges from daily news updates, special features, player interviews, game highlights and Patriots Cheerleaders. Video offerings also include exclusive content such as postgame locker room celebrations and "Belichick Breakdowns" where coach gives his unique insight into opponents and plays.

### AUDIO

Live, original radio shows and on demand podcasts produced from the studios at Gillette Stadium are available on Patriots.com, the Patriots app, TuneIn Radio, iTunes and other podcast platforms. The line-up includes "PFW in Progress," the team's flagship show featuring the writers from Patriots Football Weekly, "Patriots Playbook" with John Rooke, The Bob Socci Show, Fantasy Football Champs and the Cover 2 Podcast with Don Banks and Nick Stevens.

Additional audio content includes, every press conference and conference call, player interviews, Training Camp-cast, Patriots Roster Report, Patriots Prospect Reports and special live NFL Draft shows. Wherever there's a speaker, there's Patriots audio, anytime, anywhere. Check Patriots.com for in-season and out-of-season schedules.

### PHOTOS

The Patriots in-house photographers produce the largest selection of Patriots game action and behind-the-scenes photos in the world. Hundreds of player and cheerleader galleries will keep you clicking!

### LIFESTYLE

The action doesn't stop with the final whistle. That's why the Patriots started its Lifestyle section a few years ago. Find out what the players are doing off the field plus features on fans, fashion, food and fun!

## PATRIOTS MONDAY ON WEEI

WEEI Sports Radio broadcasts Patriots Monday each week, offering fans unique insight and analysis from Coach Belichick and Tom Brady in addition to other Patriots players. WEEI will broadcast Patriots Monday live from Gillette Stadium each Monday, kicking off with Mutt & Callahan at 6 a.m.

## PATRIOTS FRIDAY ON WAAF

WAAF broadcasts Patriots Friday each week, offering fans a look ahead at the weekend's game, match ups and rivalries. Various Patriots players will be featured on air. WAAF will broadcast Patriots Fridays each week throughout the season with Greg Hill from the Hill-Man Morning Radio Show.

## 98.5 THE SPORTS HUB PATRIOTS RADIO NETWORK



FLAGSHIP STATION OF THE NEW ENGLAND PATRIOTS

98.5 The Sports Hub is the Patriots' flagship station, broadcasting every Patriots game across its radio network and featuring broadcasting duo Bob Socci and Scott Zolak. Three hours prior to kickoff, during halftime and after the game, Marc Bertrand and Chris Gasper will be serving up all the timely news and notes, while Jim Murray will join Bertrand for the postgame news, including live sound from the postgame press conferences.

### FLAGSHIP STATION

**WBZ-FM Boston 98.5 FM**

### MASSACHUSETTS

WBZ-FM	Boston	98.5 FM
WAQY	Springfield	102.1 FM
WBEC	Pittsfield	1420 AM
WPKZ	Fitchburg	1280 AM
WNAW	North Adams	1230 AM
WBSM	New Bedford	1420 AM
WPVQ	Greenfield	95.3 FM
WSAR	Fall River	1480 AM
WWFX	Worcester	100.1 FM
WXTK	Hyannis	95.1 FM
WMRC	Milford	1490 AM
WBOQ	Gloucester	104.9 FM

### MAINE

WBLM	Portland	102.9 FM
WEBB	Augusta	98.5 FM
WEZQ	Bangor	92.9 FM
WOZI	Presque Isle	1390 AM

### CONNECTICUT

WTIC	Hartford	1080 AM
WINY	Putnam	1350 AM
WMOS	New London	102.3 FM
WGCH	Greenwich	1490 AM
WINE	Brookfield	940 AM

### NEW HAMPSHIRE

WFNQ	Nashua	106.3 FM
WPKQ	North Conway	103.7 FM
WSAK	Hampton	102.1 FM
WSHK	Portsmouth/Dover	105.3 FM
WNNH	Concord	99.1 FM
WLNH	Laconia	98.3 FM
WEMJ	Laconia	1490 AM
WINQ	Keene	98.7 FM
WXXK	Lebanon	100.5 FM

### VERMONT

WCPV	Burlington	101.3 FM
WDVT	Rutland	94.5 FM
WIKI	Newport	1490 AM
WKVT	Brattleboro	92.7 FM
WRFK	Barre/Montpelier	107.1 FM
WSTJ	St. Johnsbury	1340 AM

### RHODE ISLAND

WPRO	Providence	630 AM
WEAN	Providence	99.7 FM

### NEW YORK

WINU	Albany	104.9 FM
WHTK	Rochester	1280 AM

### FLORIDA

WMEN	W. Palm Beach	640 AM
------	---------------	--------



# WINNINGEST PRO SPORTS TEAMS SINCE 1994

## PATRIOTS ARE WINNINGEST PRO SPORTS FRANCHISE SINCE 1994

Since the 1994 season, the Patriots have won 69.8 percent of their regular season games (279-121), which is the highest winning percentage in major American professional sports over that period. Since 1994, there have been 145 franchises that have fielded teams in the five major American sports leagues (NFL, MLB, NBA, NHL and MLS) and completed more than two full seasons of competition.

## HIGHEST WINNING PERCENTAGE IN MAJOR AMERICAN PROFESSIONAL SPORTS, 1994-PRESENT

(Regular Season – Includes National Football League, Major League Baseball, National Basketball Association, National Hockey League and Major League Soccer)

Records updated through games of January 1, 2019

Rk.	Records since 1994	Lg.	W	L	T/OTL	PCT.
1	<b>New England Patriots</b>	<b>NFL</b>	<b>279</b>	<b>121</b>	<b>0</b>	<b>0.698</b>
2	San Antonio Spurs	NBA	1343	616	0	0.686
3	Pittsburgh Steelers	NFL	254	144	2	0.638
4	Detroit Red Wings	NHL	1041	552	266	0.632
5	Green Bay Packers	NFL	249	149	2	0.625
6	Denver Broncos	NFL	235	165	0	0.588
7	Indianapolis Colts	NFL	235	165	0	0.588
8	New York Yankees	MLB	2332	1647	0	0.586
9	New Jersey Devils	NHL	959	643	254	0.585
10	Dallas Stars	NHL	959	650	249	0.583
11	Seattle Sounders FC	MLS	155	101	76	0.581
12	Philadelphia Flyers	NHL	924	636	284	0.578
13	Utah Jazz	NBA	1130	828	0	0.577
14	Los Angeles Lakers	NBA	1126	831	0	0.575
15	Oklahoma City/Seattle Thunder	NBA	1125	831	0	0.575
16	Pittsburgh Penguins	NHL	954	680	222	0.574
17	Houston Rockets	NBA	1120	836	0	0.573
18	St. Louis Blues	NHL	937	668	251	0.572
19	Boston Bruins	NHL	924	659	275	0.571
20	Washington Capitals	NHL	936	677	238	0.570
21	San Jose Sharks	NHL	934	678	251	0.569
22	Colorado Avalanche/Quebec Nordiques	NHL	937	691	230	0.566
23	Miami Heat	NBA	1099	846	0	0.565
24	Nashville Predators	NHL	763	583	209	0.558
25	Philadelphia Eagles	NFL	222	176	1	0.558
26	Indiana Pacers	NBA	1088	868	0	0.556
27	Los Angeles Galaxy	MLS	328	246	156	0.556
28	Atlanta Braves	MLB	2202	1779	0	0.553
29	Anaheim Ducks	NHL	895	703	261	0.552
30	Dallas Mavericks	NBA	1079	877	0	0.552
31	Boston Red Sox	MLB	2197	1787	0	0.551
32	Minnesota Wild	NHL	670	537	191	0.548
33	Dallas Cowboys	NFL	218	182	0	0.545
34	Baltimore Ravens	NFL	200	167	1	0.545
35	Ottawa Senators	NHL	885	721	252	0.544
36	Seattle Seahawks	NFL	217	182	1	0.544
37	Portland Trail Blazers	NBA	1062	896	0	0.542
38	Vancouver Canucks	NHL	879	723	251	0.542
39	St. Louis Cardinals	MLB	2155	1826	0	0.541
40	Minnesota Vikings	NFL	216	182	14	0.541
41	Chicago Blackhawks	NHL	869	718	259	0.541
42	New York Rangers	NHL	889	738	229	0.541
43	New York City FC	MLS	57	46	33	0.540
44	Los Angeles Dodgers	MLB	2149	1835	0	0.539
45	Montreal Canadiens	NHL	874	732	252	0.538
46	Kansas City Chiefs	NFL	214	186	0	0.535
47	Cleveland Indians	MLB	2115	1864	0	0.532
48	Toronto Maple Leafs	NHL	865	751	241	0.531
49	Phoenix Suns	NBA	1030	928	0	0.526
50	Los Angeles Kings	NHL	844	757	258	0.523

**NOTES:** This analysis uses NFL rules when calculating winning percentage, counting ties as a half-win and a half-loss. For NHL teams, overtime losses (OTL) and ties from 2001-2004 (the NHL abolished ties in 2005-2006 and instituted a shootout system) are counted as ties when calculating winning percentage.

*\*The Miami Fusion were contracted following the 2001 MLS season.*

## HIGHEST WINNING PERCENTAGE AMONG BOSTON-AREA MAJOR PROFESSIONAL SPORTS TEAMS, 1994-PRESENT

(Rankings listed below are each team's overall ranking among the 145 major American pro sports teams)

Records updated through games of January 1, 2019

Rank	Team	Lg.	W	L	T/OTL	Pct.
1	<b>New England Patriots</b>	<b>NFL</b>	<b>279</b>	<b>121</b>	<b>0</b>	<b>0.698</b>
19	Boston Bruins	NHL	924	659	275	0.571
31	Boston Red Sox	MLB	2197	1787	0	0.551
64	Boston Celtics	NBA	996	959	0	0.509
105	New England Revolution	MLS	273	309	149	0.475