

NEW YORK JETS

GAME INFORMATION



WEEK 17 • GAME 16

Sunday, December 30, 2018 • 1:00 p.m. • CBS • Gillette Stadium

ONE TEAM »» ONE GOAL



CONTENTS • SCHEDULE

TABLE OF CONTENTS

GAME NOTES	1
PROBABLE STARTERS	2
BY THE NUMBERS	3
GAME PREVIEW	4
MATCHUP HISTORY	5
CONNECTIONS.....	6
TEAM NOTES.....	7
TODD BOWLES.....	11
COACHING CAPSULES	12
BUILDING THE JETS.....	17
ROSTER BREAKDOWN	18
HOMETOWN BREAKDOWN.....	19
SOCIAL MEDIA BREAKDOWN	20
PERSONNEL MOVES	21
OFFENSIVE STATISTICS.....	24
DEFENSIVE STATISTICS	25
THE LAST TIME.....	26
SUPPLEMENTAL STATS.....	29
PLAYER PARTICIPATION	46
ROSTER BY POSITION.....	47
ROSTER BY EXPERIENCE.....	49
DEPTH CHART	50
ALPHABETICAL ROSTER.....	51
NUMERICAL ROSTER	52

COMMUNICATIONS CONTACTS

@NYJetsPR

@nyjetspr

Department Email: ...newyorkjets-mediarelations@jets.nfl.com

Eric Gelfand	egelfand@jets.nfl.com ...	[973] 549-4577
Jared Winley.....	jwinley@jets.nfl.com	[973] 549-4683
Meghan Gilmore	mgilmore@jets.nfl.com	[973] 549-4684
Nikolaos Filis	nfilis@jets.nfl.com	[973] 549-4857
Danielle Bonnett	dbonnett@jets.nfl.com	[973] 549-4753
Chris Brannon.....	cbrannon@jets.nfl.com ..	[973] 549-4685
Joseph Hooven.....	jhooven@jets.nfl.com	[973] 549-4685
Dom Page.....	dpage@jets.nfl.com	[973] 549-4685

PRESEASON SCHEDULE

1-3



8/10
17-0
WIN

GAME BOOK



8/16
13-15
LOSS

GAME BOOK



8/24
16-22
LOSS

GAME BOOK



8/30
9-10
LOSS

GAME BOOK


SEASON SCHEDULE

4-11



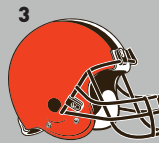
9/10
48-17
WIN

GAME BOOK



9/16
12-20
LOSS

GAME BOOK



9/20
17-21
LOSS

GAME BOOK



9/30
12-31
LOSS

GAME BOOK



10/7
34-16
WIN

GAME BOOK



10/14
42-34
WIN

GAME BOOK



10/21
17-37
LOSS

GAME BOOK



10/28
10-24
LOSS

GAME BOOK



11/4
6-13
LOSS

GAME BOOK



11/11
10-41
LOSS

GAME BOOK



11/25
13-27
LOSS

GAME BOOK



12/2
22-26
LOSS

GAME BOOK



12/9
27-23
WIN

GAME BOOK



12/15
22-29
LOSS

GAME BOOK



12/23
38-44 (OT)
LOSS

GAME BOOK



CBS
12/30
1:00 PM

HOME

ROAD



GAME NOTES

PRO BOWL SELECTIONS

JAMAL ADAMS: Safety Jamal Adams, the former first-round selection by the Jets (2017), earned his first trip to the Pro Bowl in his second season. For Adams, who was also named a team captain prior to the start of the season, he has remained among the top safeties in all defensive categories throughout the season.

This season, he ranks in the top three among safeties in tackles (104), tackles for loss (9), sacks (3.5), forced fumbles (3), passes defended (12), quarterback hits (8) and fumble recoveries (1).

Adams becomes the first Pro Bowl safety for the Jets since LaRon Landry in 2012 and only the third safety in franchise history joining Landry and Erik McMillan (1988-89).

JASON MYERS: Kicker Jason Myers, a four-year veteran who joined the team as a waiver claim shortly before the fourth preseason game, has posted a career season in his first year with the team, setting personal marks in field goal percentage (91.4%), field goals made (32) and points (126).

Myers has connected 91.4% of his field goal attempts, the most in franchise history. He has made six-of-seven kicks from 50 yards including an NFL record five makes of 55+ yards. Of the 11 longest made field goals in franchise history, Myers owns five.

Myers is the first kicker in Jets history selected to the Pro Bowl and joins Jim Turner, who was selected to the AFL All-Star game in 1968 and 1969, as the only kickers honored as league all stars.

ANDRE ROBERTS: Wide receiver Andre Roberts, a nine-year veteran who was signed by the Jets this offseason as an unrestricted free agent, he leads the league in punt return average (14.7 yards per) and kickoff return average (29.3 yards per) and is one of just two players with both a kickoff and punt return touchdown.

Additionally, he has registered 10 returns of 40+ yards (three punt and seven kickoff), with nine of those 10 returns turning into Jets scores.

Roberts is the first Jets returner since RB Leon Washington (2008) to be selected to the Pro Bowl and joins RB Leon Johnson (1997) as the only players in franchise history with a kickoff return touchdown and a punt return touchdown in the same season.

PRONUNCIATION GUIDE

Jeremiah **ATTAOCHU** uh-TAU-chew
Dakota **DOZIER** DOUGH-jer
LACHLAN Edwards LOCK-lan
Quincy **ENUNWA** ee-NOON-wah
FOLORUNSO FATUKASI foe-luh-RUN-sho faa-too-KAH-see
Bronson **KAUFUSI** cow-FOO-see
Emmanuel **LAMUR** la-MER
Frankie **LUVU** lou-Voo
CHARONE Peake cha-RON
Mike **PENNEL** puh-NELL
Brent **QVALE** KWAH-lee
Buster **SKRINE** Screen

GAME AT A GLANCE

All-Time Record vs. NE:	53-62-1 (1-2 Postseason)
All-Time ROAD Record vs. NE:	24-33-1 (1-1 Postseason)
Last Time vs. NE:	L, 13-27 vs. NE (11/25/18)
First Time vs. NE:	L, 24-28 vs. BPA (09/17/60)
Current Streak:	Lost Five
Most Points Scored:	48 vs. BPA (10/27/68)
Fewest Points Allowed:	0 at NE (11/28/93)
Largest Margin of Victory:	38 vs. NE (09/26/93)

Coach	HC Experience	Overall W/L	Postseason
Todd Bowles	4th Season	24-39	0-0
Bill Belichick	24th Season	260-123	28-11
	NE (2000-)	224-77	27-10
	CLE (1991-95)	36-44	1-1

BROADCAST COVERAGE

Television: CBS

Play-by-play: Ian Eagle

Analysts: Dan Fouts

Sideline: Evan Washburn

Producer: Mark Wolff

Director: Bob Fishman

Jets Radio: 98.7 FM WEPN (ESPN Radio)

Play-by-play: Bob Wischusen

Analyst: Marty Lyons

Producer: Joe Loughran

Pre- and Post-Game: Dan Graca & Greg Buttle

En Español Radio: ESPN Deportes Nueva York 1050 AM

Play-by-play: Clemson Smith-Muñiz **Analyst:** Oscar Benítez

Jets Radio Network: WCHR - 105.7FM - Ocean, NJ; WHTK - 107.3FM/1280AM - Rochester, NY; WTMM - 104.5FM - Albany, NY

WEEKLY SCHEDULE

Wednesday, December 26th

1:10 - 1:40 p.m.

Media at Practice

3:45 p.m. (approx.)

Head Coach Todd Bowles Availability

4:00 p.m.

Open Locker Room

Thursday, December 27th

11:30 a.m. - 12:00 p.m.

Media at Practice

2:00 p.m. (approx.)

Coordinator Availability • Off. & Def.

2:20 p.m.

Head Coach Todd Bowles Availability

2:30 p.m.

Open Locker Room

3:15 p.m.

Coordinator Availability • Special Teams

Friday, December 28th

10:50 - 11:20 a.m.

Media at Practice

12:55 p.m. (approx.)

Head Coach Todd Bowles Availability

1:05 p.m.

Open Locker Room

Saturday, December 29th

No Media Availability

Sunday, December 30th

1:00 p.m. New York Jets at New England Patriots (Gillette Stadium)

PROBABLE STARTERS



OFFENSE

WR	11	Robby ANDERSON	3rd Season
Led the team in receiving for the fourth week in a row vs. GB (12/23), hauling in nine receptions for a season-high 140 yards and a touchdown. Has totaled a team-leading 728 yards, six touchdowns, including three in his last three games, and 47 catches in 13 games played this season.			
LT	68	Kelvin BEACHUM	7th Season
Has started all 15 games this season. Helped Sam Darnold complete 76.2% of his passes against DET (9/10) and protected QB Sam Darnold as the rookie established a new franchise mark with his second 300+ passing yard game vs. GB (12/23).			
LG	78	Jonotthan HARRISON	5th Season
Has played in 14 games (seven starts) this season as part of an offensive line that has only allowed 33.0 sacks, the 11th-best mark in the league, including allowing none at BUF (12/9).			
C	61	Spencer LONG	5th Season
Started at LG for the fourth time this season vs. GB (12/123), his 12th start of the year. Helped the Jets produce 300+ rushing yards in a game for the fifth time in franchise history vs DEN (10/7).			
RG	67	Brian WINTERS	6th Season
Started in his 15th game at RG this season vs. GB (12/23) as part of an offensive line that has helped the Jets convert on 46.9% of third downs over the last three weeks, the sixth-best conversion percentage in the NFL over that stretch.			
RT	79	Brent QVALE	4th Season
Made his first start of the season vs. GB (12/23), as part of an offensive line that blocked for QB Sam Darnold's 341 yards passing, his second game of 300+ yards this season.			
TE	83	Eric TOMLINSON	3rd Season
Third-year tight end who has started 12 games this season, recording eight receptions for 72 yards.			
WR	81	Quincy ENUNWA	5th Season
Against NE (11/25), pulled in four receptions for 73 yards, leading the team in receiving yards for the fifth time this season. Has totaled 449 yards and a touchdown on 38 receptions in his 11 games played this season. Missed the last two games due to injury.			
WR	10	Jermaine KEARSE	7th Season
Recorded six receptions for 66 yards and his first touchdown of the season vs. NE (11/25). Has recorded 37 receptions for 371 yards and a touchdown in his 14 games played this season. Established season highs with nine receptions for 94 yards vs. IND (10/14), matching his regular-season career high, set last season vs. KC (12/03/17).			
QB	14	Sam DARNOLD	Rookie
Posted a passer rating of 128.4 vs. GB (12/23), his highest of the season, completing 24-of-35 passes for 341 yards and three touchdowns. Became the only Jets rookie quarterback since the 1970 merger to record two games of 300+ yards after recording 334 vs. MIA (9/16) and 341 vs. GB (12/23).			
RB	25	Elijah MCGUIRE	2nd Season
Has recorded a touchdown in three consecutive games, the first Jet to do so since Matt Forte in Weeks Seven through Nine of 2016 after recording 35 yards and a touchdown rushing and 50 yards and a touchdown on three receptions vs. GB (12/23). After missing the first eight games due to injury, has rushed for 253 yards and three touchdowns and has 17 receptions for 169 yards and a touchdown.			

KEY RESERVES

RB	40	Trenton CANNON	Rookie
Has seen action in all 15 games at running back and on special teams, recording 97 yards and a touchdown on the ground and 17 receptions for 144 yards. Recorded his first NFL touchdown at BUF (12/9). Also leads the team in special teams tackles with 13.			
TE	89	Chris HERNDON	Rookie
Pulled in six receptions for a season-high 82 yards (13.7 avg.) and a touchdown vs. GB (12/23). Has totaled 38 receptions for 494 yards and four touchdowns through 14 games. His four touchdowns are the most by a rookie tight end in franchise history and are tied for the most among rookie tight ends in the NFL this season.			
WR	19	Andre ROBERTS	9th Season
Recorded a 99-yard kickoff return vs. GB (12/23), becoming one of two players in franchise history to record a touchdown on a punt and kick return in the same season (Leon Johnson, 1997). Leads league with 10 returns of 40+ yards (seven kick, three punt) and in kick return average (29.3) and punt return average (14.7) among qualified returners.			

KICKER

K	2	Jason MYERS	4th Season
Has five field goals of 55+ yards on the season, the most by any kicker in NFL history. This season, there have been six performances of 5+ field goals made in a game, two of which have come from Myers after going seven-for-seven vs. IND (10/14) and five-for-five at TEN (12/2).			

DEFENSE

DL	92	Leonard WILLIAMS	4th Season
Has started in all 15 games, recording 42 tackles, four sacks, two passes defended and leads the team with 10 tackles for loss and 23 quarterback hits. Registered 2.0 sacks (second multi-sack performance of his career) vs. DEN (10/7).			
DL	99	Steve McLENDON	9th Season
Has tallied 40 tackles (28 solo), two tackles for loss, one pass defended and three quarterback hits through 15 games. Part of a defense that held HST running backs to 14 yards on 12 carries (12/15).			
DL	97	Nathan SHEPHERD	Rookie
Has recorded 18 tackles, one tackle for loss and five quarterback hits through 15 games (five starts). Started in his NFL debut (9/10) as part of a defensive line that held DET to 39 yards rushing.			
OLB	48	Jordan JENKINS	3rd Season
Through 15 games, tied for the team lead in sacks with a career-high 7.0, which is tied for seventh among linebackers in the NFL. Has added 49 tackles, eight tackles for loss, 20 quarterback hits, two forced fumbles and two fumble recoveries. Tallied 2.0 sacks against MIA (11/4), the second multi-sack performance of his career.			
ILB	54	Avery WILLIAMSON	5th Season
Leads the team in tackling this season with 149 tackles and has added one interception, three sacks, four tackles for loss, two forced fumbles, one fumble recovery, seven passes defended and three quarterback hits.			
ILB	46	Neville HEWITT	4th Season
Started in his first game since 2016 at BUF (12/9), posting the second-most tackles in the game with 10 and added a half sack and one quarterback hit in the contest. Also second on the team in special teams tackles with 12. Has recorded 30 tackles on the season.			
LB	51	Brandon COPELAND	4th Season
Recorded his fifth sack of the season vs. HST (12/15), a career-high. Has started in 10 contests, a career high, and has registered 46 tackles (21 solo), seven tackles for loss, and 20 quarterback hits.			
CB	22	Trumaine JOHNSON	7th Season
Recorded two interceptions at BUF (12/9), the second multi-interception performance of his career. Now has 22 interceptions since entering the league in 2012, the second-most among active cornerbacks in that span. Recorded an interception and returned it 31 yards for a touchdown at TEN (12/2). Has added 30 tackles (28 solo), four passes defended, one tackle for loss, a forced fumble and a fumble recovery in his nine games played this season.			
CB	21	Morris CLAIBORNE	7th Season
Ranked sixth in the NFL with 14 passes defended (according to Radar360). Led the team with eight tackles at BUF (12/9). Has recorded 56 tackles (43 solo), including two for loss and two interceptions this season. On the game's first drive vs. IND (10/14), returned a interception for a 17-yard touchdown, his first touchdown off an interception and the second touchdown of his career.			
SS	33	Jamal ADAMS	2nd Season
Among safeties, ranks either first or tied for first in sacks (3.5), forced fumbles (3), tackles for loss (9) and quarterback hits (8), while also ranking in the top five in tackles (104) and passes defended (12) (according to Radar360).			
FS	27	Darryl ROBERTS	3rd Season
Started at free safety in the last five contests. Through 15 games, has recorded 42 tackles (36 solo), one interception, two tackles for loss and five passes defended on the season, including a single-game best nine tackles vs. MIN (10/21).			

KEY RESERVES

DL	96	Henry ANDERSON	4th Season
Set a career high, recording 4.0 sacks vs. HST (12/15), becoming the first Jet with 3.0 sacks in a game since 2015. Now has a career and team high 7.0 sacks and has added 45 tackles through 15 games. Became the first Jet since 1997 to block kicks in consecutive games after blocking an extra point at TEN (12/2) and a field goal at BUF (12/9).			
DL	98	Mike PENNEL	5th Season
Has started in seven games this season, posting 27 tackles (21 solo), one tackle for loss, two quarterback hits and one pass defended in 15 games. Helped the Jets defense hold HST running backs to a 2.8 average (12/15).			
CB	41	Buster SKRINE	8th Season
Has recorded 50 tackles (43 solo), a half sack, two tackles for loss, two quarterback hits, four passes defended, one forced fumble and a fumble recovery this season.			

PUNTER

P	4	Lachlan EDWARDS	3rd Season
Has recorded a net punting average of 40.7 yards through 15 games, a mark that ranks him fourth in the conference, while also landing 20 punts inside the 20-yard line.			



BY THE NUMBERS

1

This season, S **Jamal Adams** is first among safeties in the NFL in quarterback hits (8) and tackles for loss (9) and tied for first in forced fumbles (3) (according to Radar360).

19

In Week 15, the Jets defense held HST to 47 yards rushing and a 2.8 yards per carry average, the 19th time under Head Coach **Todd Bowles** they have held a team under 70 yards rushing for the game.

1:17

With 1:17 remaining in the game at BUF (12/9), RB **Elijah McGuire** gave the Jets a 27-23 lead following his one-yard touchdown run on fourth down becoming the first Jets go-ahead score on fourth down in the final two minutes of the game since Vinny Testaverde in 1998.

22

CB **Trumaine Johnson** has amassed 22 interceptions over his seven-year career, ranking him tied for third in the NFL over that span only behind Richard Sherman and Reggie Nelson.

2

The Jets defense ranks second in the league on third-down this season, allowing just a 33.2% opponents' conversion percentage.

30

With blocked kicks by LB **Kevin Pierre-Louis** (punt) and DL **Henry Anderson** (extra point) at TEN (12/2), Jets special teams registered two blocked kicks in a game for the first time in 30 years (10/09/88 at CIN).

3

After recording a touchdown in three straight contests between Weeks Six through Eight, TE **Chris Herndon** is just the second rookie in franchise history to accomplish that feat.

31

The Jets scored 31 points in the third quarter of their opening week game matchup at DET, the third time in franchise history they recorded a 30-point quarter and the second most they scored in any quarter in team history.

3.0

With his 3.0 sacks vs. HST (12/15), DL **Henry Anderson** became the 12th player in franchise history with at least three sacks in a game.

78

WR **Andre Roberts** returned a third-quarter punt 78 yards for a touchdown at DET (9/10), the first punt return TD for the Jets since 2012 and tied for the fifth-longest punt return TD in team history.

5

Since entering the league in 2012, CB **Trumaine Johnson** has recorded four pick-sixes, which ranks fifth among all players in the NFL over that span.

80%

After completing 80.0% of his passes (24 of 30) vs. IND (10/14), QB **Sam Darnold** became the fifth player in franchise history to complete 80% or more of his passes with at least 30 attempts and the first since Chad Pennington in 2007.

7

With his fumble recovery vs. IND (10/14), LB **Jordan Jenkins** is now one of just seven Jets defenders since 2000 to record multiple forced fumbles and fumble recoveries in a season, joining Buster Skrine (2017), Jason Taylor (2010), Calvin Pace (2008), Mo Lewis (2001), John Abraham (2001) and Bryan Cox (2000).

99

After recording a touchdown 99-yard kickoff return vs. GB (12/23), WR/KR **Andre Roberts** is now the only player in franchise history with a touchdown on a kick return, punt return and reception in the same season.

7/7

With made field goals from 30, 48, 32, 37, 45, 37 and 45 yards vs. IND (10/14), K **Jason Myers** became one of just seven players with seven-or-more made field goals in a game while his 24 points in the game were the second most since the merger.

140

WR **Robby Anderson** hauled in nine receptions for a season-high 140 yards and a touchdown vs. GB (12/23), marking the fifth 100-yard receiving game of his career.

8

Since entering the league in 2014, LB **Avery Williamson** is just one of eight players to register at least 10.0 sacks and 400 total tackles (According to Radar360).

300+

After recording 334 passing yards vs. MIA (9/16) and 341 passing yards vs. GB (12/23) QB **Sam Darnold** is the Jets first rookie quarterback since the 1970 merger to record 2 games of 300+ yards.

10

Undrafted free agent rookie LB **Frankie Luvu** is the top 10 among all rookie defenders in both tackles for loss (five) and quarterback hits (nine).

323

The Jets offense produced 323 yards rushing vs. DEN (10/7), just the fifth 300-yard rushing game, the second-highest single-game total in franchise history and the most since 1972.

14

CB **Morris Claiborne** has recorded a career-best 14 passes defensed this season, which is tied for sixth in the NFL (according the Radar360).

494

Rookie TE **Chris Herndon** has recorded 494 receiving yards on the season, second-most among rookie tight ends in the league, only behind Mark Andrews.

14:48

With his 17-yard INT touchdown return just :12 seconds into the game vs. IND (10/14), CB **Morris Claiborne** set a Jets record for fastest defensive score, while matching the fastest score in a Jets home game.

1997

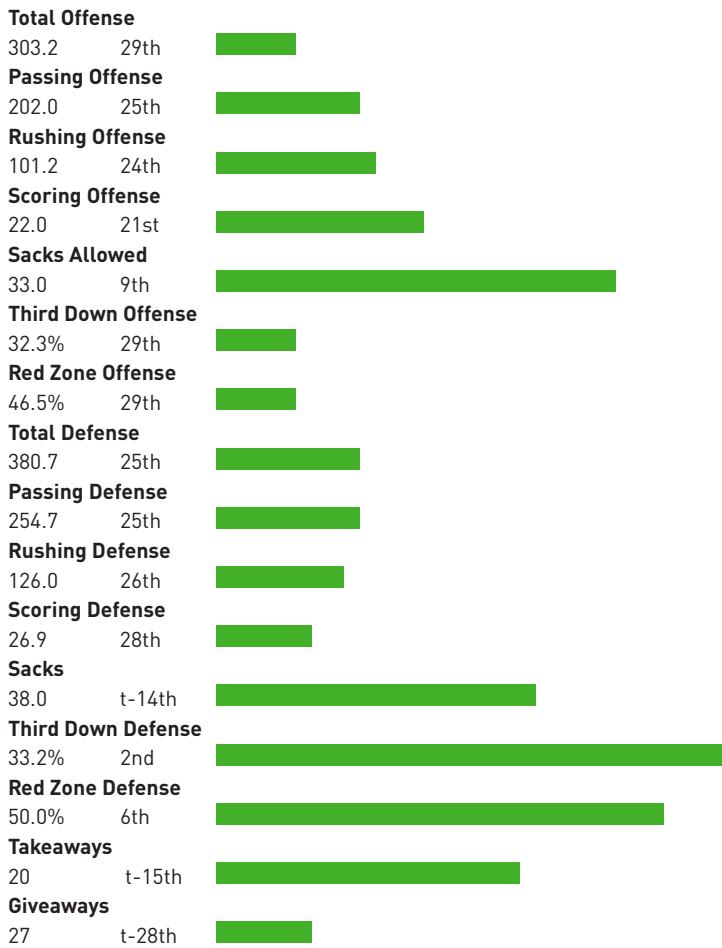
After blocking an extra point at TEN (12/2) and a field goal at BUF (12/9), DL **Henry Anderson** became the first Jet since 1997 to block kicks in consecutive games (Corwin Brown).

GAME PREVIEW

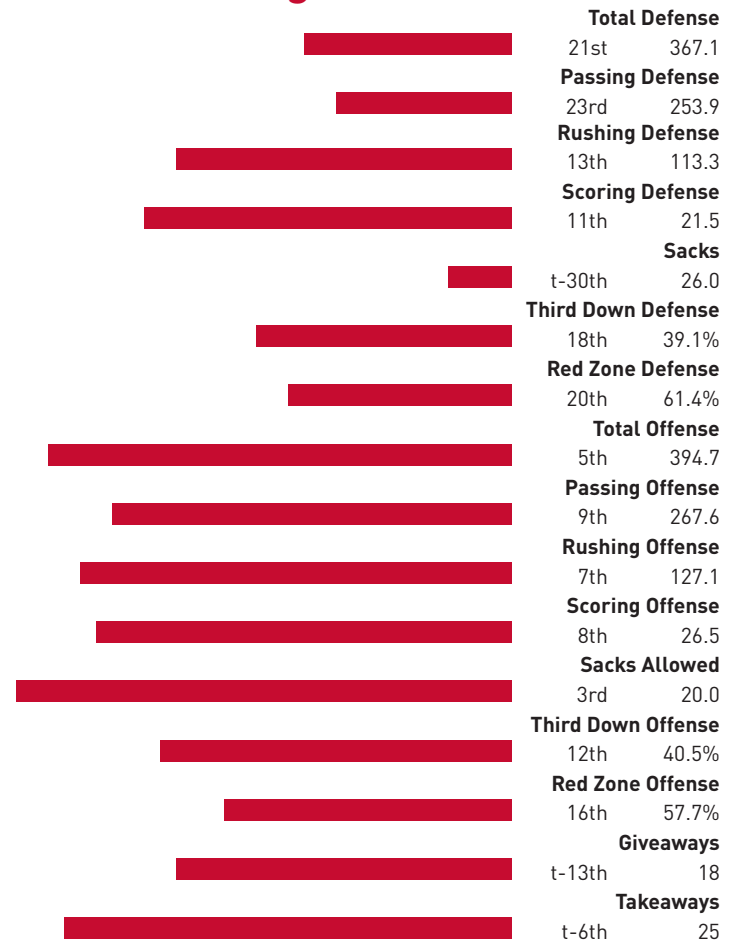


GAME MATCHUP

New York Jets



New England Patriots



STATISTICAL LEADERS

Category	Jets	No.	Category	Patriots	No.
Completion Percentage	Sam Darnold	57.8	Completion Percentage	Tom Brady	65.4
Passing Yards	Sam Darnold	2,698	Passing Yards	Tom Brady	4,105
Passer Rating	Sam Darnold	77.8	Passer Rating	Tom Brady	95.4
Rushing Yards	Isaiah Crowell	685	Rushing Yards	Sony Michel	881
Rushing Touchdowns	Isaiah Crowell	6	Rushing Touchdowns	Sony Michel	6
Receptions	Robby Anderson	47	Receptions	James White	83
Receiving Yards	Robby Anderson	728	Receiving Yards	Julian Edelman	781
Receiving Touchdowns	Robby Anderson	6	Receiving Touchdowns	James White	6
Yards From Scrimmage	Isaiah Crowell	837	Yards From Scrimmage	James White	1,107
First Downs	Isaiah Crowell	33	First Downs	James White	56
Tackles	Avery Williamson	149	Tackles	Kyle Van Noy	86
Sacks	H. Anderson • Jenkins	7.0	Sacks	Trey Flowers	6.5
Interceptions	Trumaine Johnson	4	Interceptions	Duron Harmon	4
Forced Fumbles	Jamal Adams	3	Forced Fumbles	Stephon Gilmore	2
Special Teams Tackles	Trenton Cannon	13	Special Teams Tackles	Brandon King	12
Punt Return Average	Andre Roberts	14.7	Punt Return Average	Julian Edelman	7.9
Kick Return Average	Andre Roberts	29.3	Kick Return Average	Cordarrelle Patterson	28.8
Scoring • Non- Kicking	R. Anderson • Crowell	36	Scoring • Non- Kicking	James White	66
Scoring	Jason Myers	126	Scoring	Stephen Gostkowski	122



MATCHUP HISTORY

OVERALL:

53-62-1 (1-2 Postseason)

HOME:

29-29 (0-1 Postseason)

AWAY:

24-33-1 (1-1 Postseason)

09/17/60	BOSTON	L	24-28	10/05/75	NEW ENGLAND	W	36-7	09/30/90	at New England	W	37-13	12/26/05	NEW ENGLAND	L	21-31
11/11/60	at Boston	L	21-38	12/07/75	at New England	W	30-28	12/23/90	NEW ENGLAND	W	42-7	09/17/06	NEW ENGLAND	L	17-24
09/09/61	at Boston	W	21-20	10/18/76	at New England	L	7-41	11/17/91	at New England	W	28-21	11/12/06	at New England	W	17-14
10/01/61	BOSTON	W	37-30	11/21/76	NEW ENGLAND	L	24-38	12/15/91	NEW ENGLAND	L	3-6	01/07/07	at New England	L	16-37
10/06/62	BOSTON	L	14-43	10/02/77	NEW ENGLAND	W	30-27	10/04/92	NEW ENGLAND	W	30-21		(AFC Wild Card Playoff)		
11/30/62	at Boston	L	17-24	10/30/77	at New England	L	13-24	11/22/92	at New England	L	3-24	09/09/07	NEW ENGLAND	L	14-38
09/08/63	at Boston	L	14-38	10/21/78	at New England	L	21-55	09/26/93	NEW ENGLAND	W	45-7	12/16/07	at New England	L	10-20
10/05/63	BOSTON	W	31-24	11/19/78	NEW ENGLAND	L	17-19	11/28/93	at New England	W	6-0	09/14/08	NEW ENGLAND	L	10-19
09/27/64	at Boston	L	10-26	09/09/79	at New England	L	3-56	10/16/94	NEW ENGLAND	W	24-17	11/13/08	at New England	W	34-31 (OT)
10/31/64	BOSTON	W	35-14	12/09/79	NEW ENGLAND	W	27-26	12/04/94	at New England	L	13-24	09/20/09	NEW ENGLAND	W	16-9
11/14/65	at Boston	W	30-20	10/05/80	NEW ENGLAND	L	17-19	11/05/95	NEW ENGLAND	L	7-20	11/22/09	at New England	L	14-31
11/28/65	BOSTON	L	23-27	11/02/80	at New England	L	21-34	12/10/95	at New England	L	28-31	09/19/10	NEW ENGLAND	W	28-14
10/02/66	at Boston	T	24-24	10/11/81	NEW ENGLAND	W	28-24	11/10/96	NEW ENGLAND	L	27-31	12/06/10	at New England	L	3-45
12/17/66	BOSTON	W	38-28	11/15/81	at New England	W	17-6	12/08/96	at New England	L	10-34	01/16/11	at New England	W	28-21
10/29/67	BOSTON	W	30-23	09/19/82	at New England	W	31-7	09/14/97	at New England	L	24-27 (OT)		(AFC Divisional Playoff)		
11/19/67	at Boston	W	29-24	09/18/83	at New England	L	13-23	10/19/97	NEW ENGLAND	W	24-19	10/09/11	at New England	L	21-30
09/22/68	at Boston	W	47-31	11/27/83	NEW ENGLAND	W	26-3	10/19/98	at New England	W	24-14	11/13/11	NEW ENGLAND	L	16-37
	(at Birmingham, AL)			09/30/84	NEW ENGLAND	L	21-28	12/27/98	NEW ENGLAND	W	31-10	10/21/12	at New England	L	26-29 (OT)
10/27/68	BOSTON	W	48-14	10/28/84	at New England	L	20-30	09/12/99	NEW ENGLAND	L	28-30	11/22/12	NEW ENGLAND	L	19-49
10/05/69	at Boston	W	23-14	10/20/85	at New England	L	13-20	11/15/99	at New England	W	24-17	09/17/13	at New England	L	10-13
10/26/69	BOSTON	W	23-17	11/24/85	NEW ENGLAND	W	16-13 (OT)	09/11/00	NEW ENGLAND	W	20-19	10/20/13	NEW ENGLAND	W	30-27 (OT)
09/27/70	at Boston	W	31-21	12/28/85	NEW ENGLAND	L	14-26	10/15/00	at New England	W	34-17	10/16/14	at New England	L	25-27
11/22/70	BOSTON	W	17-3		(AFC Wild Card Playoff)			09/23/01	at New England	W	10-3	12/21/14	NEW ENGLAND	L	16-17
10/10/71	at New England	L	0-20	09/11/86	NEW ENGLAND	L	6-20	12/02/01	NEW ENGLAND	L	16-17	10/25/15	at New England	L	23-30
12/12/71	NEW ENGLAND	W	13-6	10/12/86	at New England	W	31-24	09/15/02	NEW ENGLAND	L	7-44	12/27/15	NEW ENGLAND	W	26-20 (OT)
10/15/72	at New England	W	41-13	09/21/87	NEW ENGLAND	W	43-24	12/22/02	at New England	W	30-17	11/27/16	NEW ENGLAND	L	17-22
10/29/72	NEW ENGLAND	W	34-10	12/13/87	at New England	L	20-42	09/21/03	at New England	L	16-23	12/24/16	at New England	L	3-41
10/14/73	at New England	W	9-7	09/04/88	at New England	L	3-28	12/20/03	NEW ENGLAND	L	16-21	10/15/17	NEW ENGLAND	L	17-24
11/11/73	NEW ENGLAND	W	33-13	11/13/88	NEW ENGLAND	L	13-14	10/24/04	at New England	L	7-13	12/31/17	at New England	L	6-26
10/13/74	NEW ENGLAND	L	0-24	09/10/89	NEW ENGLAND	L	24-27	12/26/04	NEW ENGLAND	L	7-23	11/25/18	NEW ENGLAND	L	13-27
11/17/74	at New England	W	21-16	11/05/89	at New England	W	27-26	12/04/05	at New England	L	3-16				

SINGLE-GAME RECORDS:

PASSING YARDS

	Player	Cmp/Att	Yds	Date
1.	Ken O'Brien	22/29	386	11/05/89
2.	Joe Namath	22/43	362	10/29/67

PASSING TOUCHDOWNS

	Player	TDs	Date
1t.	Three Tied, Most Recently		
	Vinny Testaverde	4	12/27/98

RUSHING YARD

	Player	Att	Yds	Date
1.	John Riggins	32	168	10/15/72
2.	John Riggins	20	152	12/07/75

RUSHING TOUCHDOWNS

	Player	TDs	Date
1t.	Five Tied, Most Recently		
	Curtis Martin	3	10/15/00

RECEPTIONS

	Player	Rec	Date
1.	Art Powell	11	10/06/62
	Bake Turner	11	10/31/64

RECEIVING YARDS

	Player	Yds	Date
1.	Keyshawn Johnson	194	09/12/99
2.	Rob Moore	175	09/30/90

RECEIVING TOUCHDOWNS

	Player	TDs	Date
1t.	Nine Tied, Most Recently		
	Brandon Marshall	2	12/27/15

FIELD GOALS

	Player	FGs	Date
1t.	Five Tied, Most Recently		
	Nick Folk	4/5	10/16/14

LONGEST PLAYS:

LONGEST PASSING PLAY

	Player	Yds	Date
1.	Ken O'Brien to Wesley Walker	88t	11/24/85
2.	Chad Pennington to Jerricho Cotchery ^{POST}	77t	01/07/07

LONGEST RUSHING PLAY

	Player	Yds	Date
1.	Mark Smolinski	56	09/08/63
2.	Leon Washington	49	12/16/07

THE LAST TIME:

300-YARD PASSER

By JETS:	354 (31-47 2 TD 2 INT), Josh McCown, 10/15/17
By OPP:	355 (34-54 2 TD 0 INT), Tom Brady, 10/25/15

100+ QUARTERBACK RATING

By JETS:	115.2 (22-32 2 TD 0 INT), Ryan Fitzpatrick, 11/27/16
By OPP:	115.4 (20-31 2 TD 0 INT), Tom Brady, 11/25/18

(min. 20 attempts)

100-YARD RUSHER

By JETS:	107 (21 att. 1 TD), Chris Ivory, 10/16/14
By OPP:	133 (21 att. 1 TD), Sony Michel, 11/25/18

100-YARD RECEIVER

By JETS:	109 (5 rec. 1 TD), Quincy Enunwa, 11/27/16
By OPP:	108 (11 rec. 1 TD), Rob Gronkowski, 10/25/15

MULTI-TOUCHDOWN PERFORMANCE

By JETS:	2 (2 rec TDs), Brandon Marshall, 12/27/15
By OPP:	2 (1 rec. TD 1 rush TD), Dion Lewis, 12/31/17

SPECIAL TEAMS RETURN TOUCHDOWN

By JETS:	92-yard kickoff return, Leon Washington, 11/13/08
By OPP:	104-yard kickoff return, Devin McCourty, 10/21/12

^{POST}Postseason

CONNECTIONS



FORMER JETS

BILL BELICHICK

ASST. HEAD COACH & DEF. COORDINATOR • 1997-99



FORMER PATRIOTS

MICK LOMBARDI

SCOUTING ASST. • 2011-12



ERIC SMITH

OT • 2018



DARRYL ROBERTS

DB • 2015



COLLEGE CONNECTIONS

 OL Johnathan Harrison (2009-13)



OL Trent Brown (2013-15)



 WR Jermaine Kearse (2008-11)



DL Danny Shelton (2011-14)



COACHING CONNECTIONS

 Rick Dennison (1995-09, 2015-16)
Karl Dorrell (2000-02)



Josh McDaniels (2009-10)



 Dennard Wilson (2012-16)
La'Roi Glover (2010-16)



Brendan Daly (2009-11)
Josh McDaniels (2011)



 Jimmie Johnson (2006-13)



Brendan Daly (2006-08, 2012-12)
Chad O'Shea (2006-08)



NFL CONNECTIONS



S Terrence Brooks (2014-15)



DE Lawrence Guy (2015-16)



QB Josh McCown (2015-16),
CB Buster Skrine (2011-14)



QB Brian Hoyer (2013-14), DT Danny Shelton (2015-2017), CB Jason McCourty (2017)



LB Brandon Copeland (2016-2017)
WR Andre Roberts (2016)



LB Kyle Van Noy (2014-16)



TE Eric Tomlinson (2015)



QB Brian Hoyer (2015)



DL Henry Anderson (2015-17)
OL Jonotthan Harrison (2014-16)



WR Phillip Dorsett (2015-16), WR Dwayne Allen (2012-16), DE John Simon (2017)



DB Rashard Robinson (2016-17)



QB Brian Hoyer (2017)
G Trent Brown (2015-17)



QB Josh McCown (2014)



DE Adrian Clayborn (2011-14)



LB Avery Williamson (2014-17)



CB Jason McCourty (2009-16)





TEAM NOTES

33

JAMAL ADAMS

Among the Best: This season, safety Jamal Adams has produced 100 tackles, including nine tackles for loss. Among all NFL safeties, he currently ranks fourth in total tackles, while his tackles for loss are tied for the most. (stats according to Radar360)

2018 Tackle Leaders • Safeties (according to Radar360)

Rank	Player	Team	Tackles	TFLs
1.	Antoine Bethea	ARZ	118	4
2.	John Johnson	LAR	110	3
3.	Jessie Bates	CIN	108	0
4.	Jamal Adams	NYJ	104	9
5.	Shawn Williams	CIN	100	2

Sophomore Spike: In his second season Adams ranks in the top three among safeties in a number of key categories, including first or tied for first in sacks, tackles for loss, quarterback hits and forced fumbles.

Jamal Adams Ranks Among NFL Safeties • 2018 Season (stats according to Radar360)

Category	No.	Rank
Tackles	100	4th
Tackles for Loss	9	t-1st
Passes Defensed	12	t-3rd
Sacks	3.5	t-1st
Quarterback Hits	8	1st
Forced Fumbles	3	t-1st
Fumble Recoveries	1	t-3rd

96

HENRY ANDERSON

Block Party: During Weeks 13 & 14, defensive lineman Henry Anderson registered a blocked extra point (at TEN, 12/2) and a blocked field goal (at BUF, 12/9). For Anderson, he became the first Jets player with blocked kicks in consecutive games since safety Corwin Brown in 1997. With two of the club's three blocked kicks this season, Anderson has helped the team rank second in the league.

Blocked Kicks • 2018 Season

Rank	Player	Punt Block	FG Block	XP Block	Total
1	DEN	1	2	1	4
2	NYJ	1	1	1	3
3t	CLV	0	2	0	2
3t	LAR	2	0	0	2
3t	MIA	1	1	0	2
3t	NE	2	0	0	2
3t	NO	2	0	0	2
3t	PIT	1	1	0	2

14

SAM DARNOLD

Youngest on Kickoff Weekend: After his start against DET (9/10), Darnold, the Jets third-overall selection in the 2018 NFL Draft, would become the youngest quarterback to start the opening game in the NFL since the AFL/NFL merger.

Youngest Starting Quarterbacks • Kickoff Weekend (since the AFL/NFL merger in 1970)

Rank	Player	Team	Season	Age
1.	Sam Darnold	NYJ	2018	21 Years, 97 Days
2.	Drew Bledsoe	NE	1993	21 Years, 203 Days
3.	Matthew Stafford	DET	2009	21 Years, 219 Days
4.	Jameis Winston	TB	2015	21 Years, 250 Days
5.	DeShone Kizer	CLV	2017	21 Years, 250 Days

Youngest to 300: In just the second start of his career, quarterback Sam Darnold threw for 334 yards vs. MIA (9/16), becoming the youngest quarterback in league history with a 300-yard passing performance.

Youngest Quarterbacks to pass for 300 Yards

Rank	Player	Team	Season	Age
1.	Sam Darnold	NYJ	2018	21 Years, 103 Days
2.	Jacky Lee	HOU	1960	21 Years, 137 Days
3.	Matthew Stafford	DET	2009	21 Years, 288 Days
4.	Drew Bledsoe	NE	1994	21 Years, 322 Days
5.	Teddy Bridgewater	MIN	2014	21 Years, 322 Days

80% Completion on 30 or More Attempts: After his performance vs. IND (10/14), Darnold became just the fifth quarterback in team history to complete 80%+ of his passes in a game on at least 30 attempts.



CHAD PENNINGTON

(32/39) at BUF (09/30/07)

82.1%



KEN O'BRIEN

(26/32) at SEA (11/02/86)

81.3%



CHAD PENNINGTON

(26/32) at TEN (12/23/07)

81.3%



SAM DARNOLD

(24/30) vs. IND (10/14/18)

80.0%



VINNY TESTAVERDE

(24/30) at BUF (09/08/02)

80.0%

89

CHRIS HERNDON

Ranking Rookie: After pulling in a five-yard touchdown pass vs. GB (12/23), rookie tight end Chris Herndon registered his fourth touchdown reception this season, tied for the most in the league among rookie tight ends and tied for fourth among all rookies.

Earlier this season, he recorded touchdowns in three-consecutive weeks, only the second rookie in franchise history to accomplish the feat, joining WR Keyshawn Johnson (1996).

NFL Touchdown Leaders • Rookie Tight Ends

Rank	Player	Team	Drafted	TDs
1t.	Dallas Goedert	PHI	2nd Rnd	4
1t.	Chris Herndon	NYJ	4th Rnd	4
1t.	Jordan Thomas	HST	6th Rnd	4
4t.	Mark Andrews	BLT	3rd Rnd	2
4t.	Will Dissly	SEA	4th Rnd	2

Rookie Record: Among all Jets rookie tight ends, Herndon has scored the most touchdowns in franchise history.

New York Jets All-Time Touchdown Leaders • Rookie Tight Ends

	CHRIS HERNDON	4
	Drafted: 4th Round • 2018	
	RICH CASTER	3
	Drafted: 2nd Round • 1970	
	DUSTIN KELLER	3
	Drafted: 1st Round • 2008	
	MICKEY SHULER	3
	Drafted: 3rd Round • 1978	

Herndon is also moving up the franchise rank for rookie tight ends in receiving yards, currently second.

New York Jets All-Time Receiving Leaders • Rookie Tight Ends

	DUSTIN KELLER	535
	Drafted: 1st Round • 2008	
	CHRIS HERNDON	494
	Drafted: 4th Round • 2018	
	RICH CASTER	393
	Drafted: 2nd Round • 1970	
	JACE AMARO	345
	Drafted: 2nd Round • 2014	
	JEROME BARKUM	304
	Drafted: 1st Round • 1972	

48

JORDAN JENKINS

Elite Company: Since entering the league in 2016, linebacker Jordan Jenkins is one of seven players in the league with at least four forced fumbles, four fumble recoveries and 10 sacks.

Players With Four+ FFs, Four+ FRs and 10 Sacks

(Since 2016)

Player	Team	FFs	FRs	Sacks
Calais Campbell	JAX	5	4	30.5
Jadeveon Clowney	HST	4	5	24.5
Dante Fowler	LAR	4	4	16.0
Jordan Jenkins	NYJ	4	5	12.5
Khalil Mack	CHI	12	6	34.0
Whitney Mercilus	HST	4	4	12.0
Julius Peppers	CAR	6	4	22.5

22

TRUMAINE JOHNSON

20 Something: Following a pair of interceptions against Josh Allen at BUF (12/9), cornerback Trumaine Johnson moved his career total to 22 interceptions, tied for the third most in the league since entering the league in 2012.

Most Interceptions (Cornerbacks) • Since 2012

Rank	Player	Team	INTs	INT TDs
1.	Richard Sherman	SF	28	2
2.	Reggie Nelson	OAK	25	0
3t.	Trumaine Johnson	NYJ	22	4
3t.	Marcus Peters	LAR	22	3
5t.	Patrick Peterson	ARZ	21	1
5t.	Glover Quin	DET	21	2
5t.	Earl Thomas	SEA	21	2

“Scoring” Defense: For Johnson, the four scores on interception returns since the start of 2012 is tied for the fifth most in the league by any active cornerback.

Most Defensive Touchdowns (Cornerbacks) • Since 2012

Rank	Player	Team	INTs	FR	TDs
1t.	Janoris Jenkins	NYG	18	2	7
1t.	Aqib Talib	LAR	18	1	7
3t.	Eddie Jackson	CHI	6	4	5
3t.	Captain Munnerlyn	CAR	9	5	5
5t.	Chris Harris	DEN	18	2	4
5t.	Trumaine Johnson	NYJ	22	4	4
5t.	Johnathan Joseph	HST	12	3	4
5t.	Marcus Peters	LAR	21	5	4



TEAM NOTES

2

JASON MYERS

Seven Up: After his seven-for-seven performance vs. IND (10/14), kicker Jason Myers is one of eight players in league history with at least seven field goals made in a game. Myers, connected on all seven field goal attempts and all three extra point attempts, giving him 24 points in the game, the second most in league history and his 274 combined yards on the seven kicks established a new NFL record.

Players w/ Seven Field Goals in a Game • NFL History












Rank	Player	Team	Year	FGM	FGA	Pts
1.	Rob Bironas	TEN	2007	8	8	26
2t.	Jason Myers	NYJ	2018	7	7	24
2t.	Billy Cundiff	DAL	2003	7	8	23
2t.	Greg Zuerlein	LAR	2017	7	7	23
2t.	Rich Karlis	MIN	1989	7	7	21
2t.	Chris Boniol	DAL	1996	7	7	21
2t.	Shayne Graham	CIN	2007	7	7	21
2t.	Cairo Santos	KC	2015	7	7	21

For his efforts, Myers was awarded AFC Special Teams Player of the Week honors for the first time in his career.



55+ Connections: After connecting on a 55-yard field goal attempt vs. NE (11/25), his third-consecutive week with a make from 55+, Myers has now made all five of his attempts of 55+ yards in his first season with the Jets, giving him five of the 11 made kicks from 55+ yards since 2000. Additionally, Myers, who has connected four times from 55 yards at MetLife Stadium matched the longest home field goal in franchise history.

Longest Field Goals Made • New York Jets (since 2000)

	CHANDLER CATANZARO	57
	at CLV • 10/08/17	
	NICK FOLK	56
	at DEN • 10/17/10	
	JASON MYERS	56
	at MIA • 11/04/18	
	JAY FEELY	55
	vs. SL • 11/09/08	
	JAY FEELY	55
	vs. MIA • 11/01/09	
	NICK FOLK	55
	vs. BUF • 10/26/14	
	NICK FOLK	55
	at NE • 10/25/15	
	JASON MYERS	55
	vs. MIA • 09/20/18	
	JASON MYERS	55
	vs. MIN • 10/21/18	
	JASON MYERS	55
	vs. BUF • 11/11/18	
	JASON MYERS	55
	vs. NE • 11/25/18	

19

ANDRE ROBERTS

Punt Return: In his Jets debut, wide receiver Andre Roberts handled both punt and kick returns, returning three punts for a total of 137 yards, first a 43-yard return that help set up the Jets first scoring drive and later just the 18th punt return touchdown in franchise history when he brought back a punt 78 yards for the score. The 78-yard return is tied for the fifth longest in franchise history.

Longest Punt Return Touchdowns • Jets History

Rank	Player	Date	Opp	Long
1.	Terance Mathis	11/04/90	DAL	98t
2.	Bill Baird	11/10/63	HOU	93t
3.	Jo Jo Townsell	11/09/87	SEA	91t
4.	Bruce Harper	10/08/78	BUF	82t
5t.	Michael Harper	10/04/87	DAL	78t
5t.	Andre Roberts	09/10/18	DET	78t

League Leader: Roberts continued his special teams excellence vs. GB (12/23) with a pair of 40+ yard kickoff returns, including a 99-yard kickoff return touchdown, the first kickoff return score by the Jets since 2012. Additionally, his 14.7 yards per punt return and his 29.3 yards per kickoff return are both the highest in the league among qualified players.

NFL Punt Return Average Leaders • 2018

Rank	Player	Team	PR	Avg.	Long
1.	Andre Roberts	NYJ	22	14.7	78t
2.	Desmond King	LAC	23	13.8	73t
3.	Tarik Cohen	CHI	31	13.3	44
4.	Marcus Sherels	MIN	23	12.0	70
5.	JoJo Natson	LAR	24	11.2	60

Kick & Punt Threat: Roberts has produced 10 plays (three punt and seven kickoff) of 40+ yards in the return game. This season marks the first time a Jets returner has registered multiple 40+ yard kick and punt returns since JoJo Townsell accomplished it in 1987. Of those 10 long returns, eight have led to scores by the Jets.

Andre Roberts Long Returns • 2018

Date	Opp.	Return	Yards	Drive Result
9/10	at DET	Punt	43	Touchdown
9/10	at DET	Punt	78t	Touchdown
10/7	vs. DEN	Punt	51	Field Goal
10/21	vs. MIN	Kick	53	Field Goal
10/21	vs. MIN	Kick	42	Touchdown
12/2	at TEN	Kick	59	Punt
12/9	at BUF	Kick	51	Field Goal
12/9	at BUF	Kick	86	Touchdown
12/23	vs. GB	Kick	99t	Touchdown
12/23	vs. GB	Kick	51	Field Goal

92

LEONARD WILLIAMS

Applying Pressure: Since entering the league in 2015, Williams is sixth in the AFC with 84 quarterback hits, the tied for the most of any 3-4 defensive lineman.

AFC Quarterback Hits Leaders • Since 2015

(stats according to Radar360)

Rank	Player	Team	G	QB Hits	Tackles
1.	Von Miller	DEN	62	104	215
2.	Carlos Dunlap	CIN	63	98	197
3.	Calais Campbell	JAX	63	91	246
4.	Geno Atkins	CIN	63	86	163
5t.	J.J. Watt	HST	39	84	156
5t.	Leonard Williams	NYJ	63	84	214
7.	Melvin Ingram	LAC	63	80	223

54

AVERY WILLIAMSON

All-Around Impact: Since entering the league in 2014, Jets offseason signing, linebacker Avery Williamson, is one of just eight players to register at least 10.0 sacks and 400 total tackles (stats according to Radar360).

Players with 400+ Tackles & 10.0+ Sacks • Since 2014

(stats according to Radar360)

Player	Team	G	Tkls	Sks	FFs	INTs
Jamie Collins	CLV	63	442	16.5	13	7
Lavonte David	TB	72	591	12.5	16	4
Demario Davis	NO	79	544	17.5	3	0
Thomas Davis	CAR	73	462	13.0	7	7
Christian Kirksey	CLV	71	452	11.5	4	2
Harrison Smith	MIN	74	404	11.0	3	15
Avery Williamson	NYJ	78	485	14.5	5	3
Wesley Woodyard	TEN	77	451	19.0	1	3

Filling the Stat Sheet: This season, Williamson is one of just six players, along with teammate S Jamal Adams, to register multiple sacks, forced fumbles, passes defensed, tackles for loss and quarterback hits all while producing at least 100 total tackles. (stats according to Radar360)

50+Tackles & 2+ Sacks, FFs, PDs, TFLs, QBHs • 2018 Season

(stats according to Radar360)

Player	Team	Tkls	Sks	FFs	PDs	TFLs	QBHs
J. Adams	NYJ	104	3.5	3	12	9	8
D. Davis	NO	106	5	2	4	11	11
L. Kuechly	CAR	130	2	2	6	19	5
D. Leonard	IND	155	7	4	6	12	8
J. Smith	DAL	116	4	2	4	6	6
A. Williamson	NYJ	115	3	2	6	6	4



TODD BOWLES



TODD BOWLES
Elizabeth, N.J. • Temple • NFL: 21 | JETS: 5

COACHING CAREER

After an eight-year playing career with WAS and SF (1986-93), including a victory in Super Bowl XXII, **Todd Bowles** began his post-playing career in a variety of roles, including player personnel with GB and coaching in the collegiate ranks before beginning his NFL coaching career with the New York Jets as the team's defensive backs coach in 2000. He would return to the organization in 2015 as the 16th full-time head coach in franchise history.

NFL Coaching Career



HEAD COACH

2015-PRESENT



DEFENSIVE COORDINATOR

2013-14



SECONDARY • INTERIM DEFENSIVE COORDINATOR

2012



INTERIM HEAD COACH

2011



ASSISTANT HEAD COACH / SECONDARY

2008-11



DEFENSIVE BACKS

2005-07



SECONDARY

2004



DEFENSIVE NICKEL PACKAGE

2001-03



DEFENSIVE BACKS

2000

DEFENSIVE KEYS

For **Bowles**, the keys to having a successful team come from execution in four key areas: running the ball, third down, red zone and turnovers. In his time with the Jets, the team has ranked in the top 13 in the three categories, including the top five in red zone and third down defense.

Select Defensive Rankings • Since 2015

Category	No.	Rank
Rushing Defense (Per Game)	106.2	13th
Third Down Defense	35.8%	4th
Red Zone Defense	50.3%	4th
Takeaways	84	t-19th

GETTING OFF THE FIELD

Since 2015, the Jets defense has allowed opponents to convert on just 35.8% of their third down attempts, the third lowest percentage in the league.

Third Down Defense • Since 2015

Rank	Team	Pct.
1.	MIN	31.9%
2.	DEN	35.5%
3.	NYJ	35.8%
4.	HST	35.9%
5.	BLT	36.6%

The Jets defense has been adroit on forcing turnovers on third down as well. Since 2015, they have registered 34 takeaways on third down, tied for the third most in the league, leading to the third-lowest passer rating allowed.

Turnovers Forced on Third Down • Since 2015

Rank	Team	Takeaways
1t.	BLT	35
1t.	DEN	35
3t.	CHI	34
3t.	KC	34
3t.	NYJ	34

RED ZONE TAKEAWAYS

For **Bowles** and the defense, forcing a turnover is always a positive, but since 2015, they have excelled at forcing opposing giveaways in the red zone.

Red Zone Turnovers Forced • Since 2015

Rank	Team	INTs	FRs	Total
1.	KC	12	5	17
2.	NO	6	10	16
3t.	PIT	11	3	15
3t.	WAS	10	5	15
5t.	ATL	10	4	14
5t.	LAC	9	5	14
5t.	MIN	9	5	14
5t.	NYJ	7	7	14
5t.	PHI	8	6	14



MIKE CALDWELL

ASSISTANT HEAD COACH | INSIDE LINEBACKERS

Mike Caldwell returns for his fourth season as the team's assistant head coach/linebackers coach after joining Head Coach Todd Bowles' staff from the outset in 2015. Under his charge, every full-time starter at inside linebacker has recorded a 100+ tackle season.

Last season, the Jets inside linebackers both recorded career seasons. Second-year pro Darron Lee ranked second on the team with a career best 123 tackles, and also registered 3.0 sacks and two forced fumbles, both single-season highs. Opposite Lee, linebacker Demario Davis returned via trade in the offseason and registered a career best 172 tackles, the most by a Jet since 2005. Additionally, Davis ranked sixth in the league in tackles (according to Radar360), while also producing career numbers in sacks. Lee and Davis were third among LB tandems in total tackles (according to Radar360), while the pair also had 22 combined tackles for loss, tied for the most among the leading tackle duos.

In his second year with the Jets (2016), Caldwell guided a group that saw David Harris lead the team in total tackles (113) for the ninth time in 10 seasons. Additionally, Lee, the Jets' 2016 first-round draft choice, posted 40 of his 76 tackles as a starter over the season's final six games. Caldwell's charges were part of a defense that allowed just 3.69 yards per carry, the fourth lowest average in the league, as the Jets were one of just five teams to surrender 91 or fewer rushing yards in a game 10 times, despite facing six of the top 10 running backs in rushing yards.

In his first season with the Jets (2015), Caldwell's unit was part of a defense that helped to set a franchise record with just 83.4 rushing yards per game allowed, as two of his linebackers, Harris and Demario Davis, finished first and second on the team in total tackles with 128 and 118, respectively.



JEREMY BATES

OFFENSIVE COORDINATOR | QUARTERBACKS

Jeremy Bates was promoted to offensive coordinator | quarterbacks coach on February 14, 2018, a season after joining Head Coach Todd Bowles' staff as the team's quarterbacks coach. This season will mark the third overall for Bates with the Jets after he initially joined the organization in 2005.

Last season, Bates coached 38-year-old quarterback Josh McCown to a career season. McCown completed 67.3% of his passes for a passer rating of 94.5, finishing in the top four in franchise history in both, as he established his single-season marks in passing yards (2,926) and touchdown passes (18) in starting 13 games. Additionally, Jets passers cut their interception total from 25 in 2016 to just 12 a season ago, fewer than all but 10 teams.



BRANT BOYER

SPECIAL TEAMS COORDINATOR

Brant Boyer returns to head up the Jets special teams units, his third season with the club after initially joining Todd Bowles' staff in 2016. In his two seasons with the Jets, the team has committed just 22 penalties on special teams, the fewest of any team in the league.

Last season, Boyer oversaw a career year from punter Lachlan Edwards who established franchise records with 46.6 gross and 40.5 net punt averages, ranking third in the league with 33 punts inside the 20-yard line, the second most in Jets history. Additionally, kicker Chandler Catanzaro, a 2017 acquisition by the Jets, improved on his field goal percentage from 75% in 2016 to 83.3% last season, as well as connecting on 100% of his extra point attempts, the first time he had done so since his rookie season. Catanzaro also connected on a 57-yard field goal, the longest in team history, while also setting a franchise record with a 66.2% touchback rate.

Among Boyer's coverage units, the Jets allowed just 20.0 yards per kickoff return in 2017, the eighth lowest average in the league. Safety Rontez Miles led the NFL with 15 solo special teams tackles (according to Radar360), while both Miles and linebacker Josh Martin rank in the top 13 league-wide in total special teams tackles since Boyer's appointment in 2016.



KACY RODGERS

DEFENSIVE COORDINATOR

Kacy Rodgers returns for his fourth season as the Jets defensive coordinator after helping a defense that remains among the NFL's best since his appointment in 2015.

Since 2015, the Jets defense has surrendered just 350.5 scrimmage yards, the eighth-lowest total in the league, while also surrendering the 10th fewest first downs. The Jets defense has excelled in key categories as well, surrendering the seventh fewest rushing yards per game (100.1), while dropping that number to just 87.6 (third best in the league) at home. On third down, they have allowed opponents to convert just 36.7% of their attempt (fifth lowest) and have forced 13 red zone takeaways (second most) and registered 12 red zone sacks (eighth most).

Last season, the Jets saw improvement across the board in their passing defense, surrendering a lower opposing passer rating, completion percentage and fewer passing plays of 25+ yards, while also increasing their interceptions. Overall, the defense added five new starters, including three in the secondary.



COACHING CAPSULES

KACY RODGERS (cont.)

In his first season as defensive coordinator (2015), Rodgers' unit registered 30 takeaways, increasing the team's total by 17 from the previous season, tying for the third most in the league and the most since the team recorded 31 in 2011. As a whole, the defense ranked in the top 10 in five major defensive categories, including points (No. 9), total defense (No. 4), rushing defense (No. 2), third downs (No. 3) and red zone (No. 1).



TIM ATKINS

DEFENSIVE QUALITY CONTROL

Tim Atkins returns for his third season as the team's defensive quality control coach after initially joining Head Coach Todd Bowles' staff in 2016.



ROBBY BROWN

DEFENSIVE ASSISTANT

Robby Brown returns for his fourth season with the Jets and his second as a defensive assistant, after spending his first two seasons on Head Coach Todd Bowles' staff as the team's offensive quality control coach.



RICK DENNISON

OFFENSIVE LINE | RUN GAME COORDINATOR

Rick Dennison begins his first season with the Jets as the team's offensive line | run game coordinator after being hired on February 14, 2018. This season marks his 24th as an NFL coach, with 16 of the last 17 coming as either an offensive coordinator or offensive line coach.

Last season, Dennison served as the offensive coordinator for the Bills, helping a Buffalo offense that ranked sixth in rushing as both running back LeSean McCoy and guard Richie Incognito received Pro Bowl recognition.

Dennison has coached 18 different Pro Bowl players, across seven different positions, including six offensive linemen. Of those six, five made their first Pro Bowl appearance under him, while three made all of their trips with him as their coach.



DAVID DIAZ-INFANTE

ASSISTANT OFFENSIVE LINE

David Diaz-Infante returns for his third season on Head Coach Todd Bowles' staff and his fourth straight year with the club, after he spent time as a training camp intern (2015).

Last season, Diaz-Infante helped integrate new left tackle Kelvin Beachum among the four returning starters. The line helped pave the way for a career season from running back Bilal Powell (772 yards and five touchdowns rushing), as well as protecting Josh McCown, allowing the quarterback to complete 67.3% of his passes for a 94.5 quarterback rating, both in the top five in franchise history.

In his first full season with the Jets (2016), Diaz-Infante coached an offensive line that saw nine different starters, including multiple starters at four of the five positions as four projected starters finished the year on IR. Despite the turnover, the line helped block for an offense that finished in the top half of the league in both rushing yards (12th) and sacks allowed (16th).



KARL DORRELL

WIDE RECEIVERS

Karl Dorrell returns for his fourth season as the Jets wide receivers coach, marking his 29th season coaching at the collegiate and professional levels. Under Dorrell, the Jets are the only team to have five different players register 50+ receptions in a single-season since he started in 2015 (Brandon Marshall, Eric Decker, Quincy Enunwa, Robby Anderson and Jermaine Kearse).

Last season, with the offseason departure of both Marshall and Decker and the training camp season-ending injury to Enunwa, Dorrell was without three receivers who each produced a season of at least 50 catches and 850 yards. Despite this, Anderson took a step forward and led the team with 941 yards and seven touchdowns, ranking him third and tied for first respectively among second-year receivers. Anderson also produced touchdowns in five consecutive games, tied for the fourth-longest single-season streak in franchise history. Kearse, then a six-year veteran who was added to the roster a week before the start of the regular season, led the team with a career-best 65 receptions. The duo of Anderson and Kearse, despite not playing together until kickoff weekend, became one of just six wide receiver pairings in the conference to each register five touchdowns, while also becoming the first to both have back-to-back 100-yard receiving games for the Jets since Don Maynard and George Sauer at OAK (12/17/67) and at SD (12/24/67) and the first to complete this feat in the NFL since 2014.

KARL DORRELL (cont.)

In his second season with the Jets (2016), Dorrell oversaw a young receiving core led by Enunwa and Anderson. Enunwa, in his second season led the team in receiving yards and receiving touchdowns and Anderson, then an undrafted rookie, finished with the sixth most receiving yards among rookie wide receivers in 2016 and finished seventh in franchise history for most receiving yards by a rookie, becoming the first Jets receiver with multiple touchdown receptions of 40+ yards since 2010.

In his first season with the Jets (2015), Dorrell oversaw a record-setting receiving group led by Marshall, who earned Pro Bowl recognition after posting franchise marks with 109 receptions (fourth in the league), 1,502 yards (fourth) and 14 receiving touchdowns (tied for first). Additionally, Decker and Marshall would combine for the most receptions and receiving touchdowns of any wide receiver duo in Jets history while finishing second in team annals in total receiving yards. The pair also logged touchdowns in the same game nine times, besting the NFL record established in 1998.



LA'ROI GLOVER

ASSISTANT DEFENSIVE LINE

La'Roi Glover returns for his second season as the Jets assistant defensive line coach, marking his ninth year in a coaching role after playing 13 seasons in the NFL.

In his first season with the Jets, Glover and Defensive Line Coach Robert Nunn helped Steve McLendon establish a career high in tackles (55) for the second consecutive season, and Leonard Williams finished third in the AFC with 25 quarterback hits. Additionally, late addition Kony Ealy, who joined the roster shortly before the start of the regular season, recorded nine passes defended, the second-most by a defensive lineman in the league last season, while in-season signing Xavier Cooper saw action in eight games for the club and recorded 16 tackles, a sack and a pass defended, all career bests.

Glover spent 13 seasons as a defensive tackle in the league, playing in 193 games, including 191 consecutive to finish his career, for the Oakland Raiders (1996), New Orleans Saints (1997-2001), Dallas Cowboys (2002-05) and St. Louis Rams (2006-08). He amassed 83.5 sacks during his career and was selected to six consecutive Pro Bowl teams, while also receiving All-Pro recognition four times. He was a first-team selection for the 2000s All-Decade team. During the 2000 season, Glover led the league with 17.0 sacks, the second most in league history among defensive tackles, and was named NFL Alumni Defensive Lineman of the Year as well as NFC Defensive Player of the Year.



KEVIN GREENE

OUTSIDE LINEBACKERS

Kevin Greene returns for his second season leading the Jets outside linebackers, marking his seventh season as a coach following a 15-year Hall-of-Fame career.

Last season, Greene saw linebacker Jordan Jenkins improve in every category as the second-year pro increased his single-season bests in sacks, tackles, quarterback hits, tackles for loss and fumble recoveries. Jenkins also earned AFC Defensive Player of the Week honors after a two-sack performance vs. Buffalo (11/02/17). In his first season as a starter, linebacker Josh Martin also saw an uptick in production as he led the team in tackles for loss and finished second in quarterback hits all while maintaining a large role on special teams. Additionally, linebacker David Bass, who joined the Jets in Week Three, registered sacks in each of his first two games with the team en route to a career best.

As a 3-4 outside linebacker during his playing career, Greene played for four different teams – Los Angeles Rams, Pittsburgh Steelers, Carolina Panthers and San Francisco 49ers – and notched 160.0 career sacks, the third most in league history and the most by a linebacker. A five-time Pro Bowl selection and three-time All-Pro selection, Greene registered 10 double-digit sack seasons and led his team in sacks 11 times and the league twice. He played in six conference championship games and one Super Bowl (XXX) and was inducted into the Pro Football Hall of Fame in 2016.



COACHING CAPSULES



JEFF HAMMERSCHMIDT

ASSISTANT SPECIAL TEAMS

Jeff Hammerschmidt returns for his third season as the assistant special teams coach. He initially joined Head Coach Todd Bowles' staff with Special Teams Coordinator Brant Boyer in 2016, his first season in the NFL after a 24-year career coaching in the collegiate ranks. In Hammerschmidt's two seasons with the Jets, the team has committed just 22 penalties on special teams, the fewest of any team in the league. Last season, the kickoff coverage ranked eighth in the league, allowing just 20.0 yards per return.

Last season, punter Lachlan Edwards set franchise records with a 46.6 gross punting average and 40.5 net punting average while also placing 33 punts inside the 20-yard line, the second most in franchise history and the third most in the NFL in 2017. Additionally, kicker Chandler Catanzaro connected on the longest field goal in franchise history when he hit a 57-yard field goal at CLV (10/08/17), while also setting a franchise record with a 66.2% touchback rate. Overall, Catanzaro improved from his 75% field goal rate in 2016 as he connected on 25-of-30 attempts (83.3%), including becoming one of just five kickers in the conference with at least 14 makes of 40+ yards last season.

In Hammerschmidt's first season, kicker Nick Folk connected on 87.1% of his field goal attempts, tied for the sixth best in the league last season and the fourth-highest mark in team history. Additionally, Edwards, then a seventh-round rookie, matched a team rookie record with 75 punts.



STEVE JACKSON

ASSISTANT DEFENSIVE BACKS

Steve Jackson enters his 15th season as an NFL coach and first with the Jets as the team's assistant defensive backs coach, following his appointment to Head Coach Todd Bowles' staff on February 14, 2018.

Prior to joining the Jets staff, Jackson spent two seasons with the Titans as the team's assistant secondary coach, assisting a pair of young players to standout years. Safety Kevin Byard, a former 2016 third-round selection, was named a first-team All-Pro last year as well as being selected to the Pro Bowl after tying for the league lead with eight interceptions which he returned for 130 yards (second most in the NFL). Additionally, cornerback Adoree' Jackson, the team's first-round selection, started since Week One and posted 17 passes defended (according to Radar360), the third most of any rookie. Before the Titans, Jackson spent time coaching with the Lions (2013) and Redskins (2004-11) after starting his career with the Bills (2001-03).



JIMMIE JOHNSON

TIGHT ENDS

Jimmie Johnson, one of the original hires on Todd Bowles' Jets staff, returns for his fourth season leading the team's tight ends.

Last season, Johnson's group finished in the top half of the league in targets, receptions and 25+ yards catches, becoming one of just three teams in the league to see four different tight ends produce a catch of 20+ yards. Austin Seferian-Jenkins, in his first full season with the Jets, posted career numbers, catching 50 passes for 357 yards, the eighth most receptions in team history for a tight end and the most since Dustin Keller pulled in 65 passes in 2011. Additionally, Johnson's tight end group has been a major part of the run game, helping to block for a Jets rushing offense that has produced 111.9 yards per game on the ground since 2015, the fifth-best average in the AFC.



MICK LOMBARDI

OFFENSIVE ASSISTANT | ASSISTANT QUARTERBACKS

Mick Lombardi returns for his second season as an offensive assistant | assistant quarterbacks coach with the Jets.

In his first season with the Jets, Lombardi helped coach quarterback Josh McCown to a career season after McCown finished fourth in the league with a 67.3 completion percentage, the third best mark in franchise history. Overall, McCown finished with 2,926 yards passing, 18 touchdowns and a 94.5 passer rating in just 13 games.



STUMP MITCHELL

RUNNING BACKS

Lyonia "Stump" Mitchell enters his second season as the team's running backs coach after overseeing a running back group that posted three different 300-yard rushers on the season, one of just three NFL teams to do so. Additionally, the Jets rushing offense was one of just 10 to post at least three games of 175 yards on the ground in 2017.

In his first season with the Jets, Mitchell helped RB Bilal Powell post career bests in both rushing yards (772) and rushing touchdowns (five) while finishing sixth among AFC qualified rushers with a 4.34 yards per carry average. Rookie RB Elijah McGuire posted 492 yards from scrimmage, the third most by a Jets rookie running back since 2000, while also becoming the only rookie running back in franchise history with a two-point conversion.

STUMP MITCHELL (cont.)

Mitchell also oversaw the transition of Lawrence Thomas, who switched positions from defensive line to fullback. Thomas, who missed all but three games as a rookie in 2016, made the conversion in the third game of the season, appearing in 14 games (four starts).

Under Mitchell, four different backs — Ricky Watters (1999-00), Shaun Alexander (2001-05), Clinton Portis (2008) and David Johnson (2016) — have gained 1,000 yards rushing in a season, while Andre Ellington produced 1,000 scrimmage yards in each of his first two NFL seasons (2013-14). Additionally, Alexander (five times) and Johnson (each of the last two seasons) have produced 10 or more scrimmage touchdowns in a season, including Alexander's then-NFL record 28 in 2005 and Johnson's league-leading 20 in 2016. He has helped produce five Pro Bowl players: Alexander, Johnson and Portis as well as fullbacks Mack Strong and Mike Sellers.



ROBERT NUNN

DEFENSIVE LINE

Robert Nunn returns for his second season as the team's defensive line coach, his 19th season in the NFL and 31st season coaching football.

In his first season with the Jets, Nunn oversaw a defensive line group that received contributions from both veteran and young players alike. In his second season with the team, Steve McLendon established a career high in tackles (55) for the second consecutive season, while Leonard Williams finished third in the AFC with 25 quarterback hits and his 19 quarterback hits over the season's final 10 weeks led the conference.

A couple of late additions got up to speed quickly for the Jets as Kony Ealy, who joined the roster shortly before the start of the regular season, recorded nine passes defended, the second-most by a defensive lineman in the league last season and the most by a Jets defensive lineman since 1994. In-season signing Xavier Cooper saw action in eight games for the club and recorded 16 tackles, a sack and a pass defended, all career bests. Additionally, Williams, Ealy and Muhammad Wilkerson all registered interceptions in 2017, making the Jets one of three teams with multiple defensive line interceptions.



JASON VRABLE

OFFENSIVE ASSISTANT

Jason Vrable returns as the Jets offensive assistant, his second season as a member of Head Coach Todd Bowles' staff and his sixth season coaching in the NFL.

Prior to entering the NFL coaching ranks, Vrable spent two seasons at Syracuse, first working as an assistant to the wide receivers coach and then as an assistant to the quarterbacks coach. Following his time with the Orange, Vrable spent two seasons at the University of Charleston as the school's offensive coordinator/quarterbacks/running backs coach, as the school led its conference in total offense and rushing offense.



DENNARD WILSON

DEFENSIVE BACKS

Dennard Wilson returns for his second season as the Jets defensive backs coach, after overseeing a Jets defensive backfield in 2017 that allowed a lower opponent's completion percentage and a lower passer rating than the previous season.

In his first season with the team, Wilson helped integrate the Jets first- and second-round picks, safeties Jamal Adams and Marcus Maye. Adams and Maye led all rookie defensive backs in tackles and finished in third and fourth respectively among all rookies (according to NFL.com statistics). Adams finished with 83 tackles, two sacks, five passes defended, a forced fumble and fumble recovery, while Maye added 76 tackles, three passes defended, a forced fumble and tied for the team lead with two interceptions.

Additionally, Morris Claiborne led the defense with 11 passes defended, while Buster Skrine posted multiple forced fumbles and fumble recoveries, one of just 10 cornerbacks to do so since 2011, while finishing second with 10 passes defended. Additionally, Skrine finished as one of just three cornerbacks in the league this season with an interception, forced fumble, fumble recovery and a sack.

Prior to his time with the Jets, Wilson spent five seasons with the Rams, two as a defensive backs coach and three as a defensive quality control coach. With the Rams, Wilson held the defensive backs coach position for two seasons, overseeing a passing defense that improved from 23rd in 2015 to ninth overall in 2016. Since 2015, cornerback Trumaine Johnson has picked off eight passes, tied for the fifth most in the league and third most among corners. Before spending two seasons as the defensive backs coach, Wilson worked as the Rams defensive quality control coach after joining the team in 2012. Wilson entered the NFL coaching ranks with the Rams after four years as a pro scout with the Chicago Bears, evaluating pro players and scouting opponents.



BUILDING THE JETS

18

DRAFT SELECTIONS

Year	Player	Draft Round
2013	Brian Winters	3
2014	Dakota Dozier	4c
	Quincy Enunwa	6b
2015	Leonard Williams	1
2016	Jordan Jenkins	3
	Lachlan Edwards	7a
	Charone Peake	7b
2017	Jamal Adams	1
	Jordan Leggett	5a
	Elijah McGuire	6a
	Jeremy Clark	6b
	Derrick Jones	6c
2018	Sam Darnold	1
	Nathan Shepherd	3
	Chris Herndon	4
	Parry Nickerson	6a
	Folorunso Fatukasi	6b
	Trenton Cannon	6c

19

FREE AGENTS

Year	Player	How Acquired
2015	Buster Skrine	Unrestricted FA • CLV
2016	Steve McLendon	Unrestricted FA • PIT
	Eric Tomlinson	Free Agent
2017	Kelvin Beachum	Unrestricted FA • JAX
	Morris Claiborne	Unrestricted FA • DAL
	Jonotthan Harrison	Unrestricted FA • IND
	Josh McCown	Free Agent
2018	Deontay Burnett	Free Agent
	Brandon Copeland	Free Agent
	De'Angelo Henderson	Free Agent
	Neville Hewitt	Free Agent
	Trumaine Johnson	Unrestricted FA • LAR
	Bronson Kaufusi	Free Agent
	Spencer Long	Unrestricted FA • WAS
	Kevin Pierre-Louis	Unrestricted FA • KC
	Andre Roberts	Unrestricted FA • ATL
	Eric Smith	Free Agent
	Davis Webb	Free Agent
	Avery Williamson	Unrestricted FA • TEN

6

UNDRAFTED FREE AGENTS

Year	Player
2013	Rontez Miles
2014	Brent Qvale
2016	Robby Anderson
2017	Ben Braden
2018	Frankie Luvu
	Anthony Wint

10

TRADE • WAIVER CLAIMS

Year	Player	Previous Team
2016	Mike Pennel	Claimed • GB
	Darryl Roberts	Claimed • NE
2017	Terrence Brooks	Trade • PHI
	Thomas Hennessy	Trade • IND
	Jermaine Kearse	Trade • SEA
	Rashard Robinson	Trade • SF
2018	Henry Anderson	Trade • IND
	Tarell Basham	Claimed • IND
	Emmanuel Lamur	Claimed • OAK
	Jason Myers	Claimed • SEA

11

RESERVE | INJURED

Player	How Acquired	Year
Jeremiah Attaochu	Free Agent	2018
James Carpenter	Unrestricted FA • SEA	2015
Isaiah Crowell	Unrestricted FA • CLV	2018
Ben Ijalana	Claimed • IND	2013
Josh Martin	Free Agent	2015
Rishard Matthews	Free Agent	2018
Marcus Maye	Drafted • 2nd Round	2017
Doug Middleton	Undrafted FA	2016
Brandon Shell	Drafted • 5th Round	2016
Neal Sterling	Free Agent	2017
Bilal Powell	Drafted • 4th Round	2011

1

RESERVE | SUSPENDED

Player	How Acquired	Year
Darron Lee	Drafted • 1st Round	2016

ROSTER BREAKDOWN



ROSTER COMPARISON

	2018	2017
Rookies and First-Year Players	7	12
Players with Three-Years-or-Less of NFL Experience	23	30
Players Ages 30-or-older	3	3
Player Drafted by the Jets	22	22
Average Age of Roster	26.1	25.7
Average Years of NFL Experience of Roster	4.3	3.7

DRAFT ROUND BREAKDOWN

First-Round Picks (Drafted by) **4**

Jamal Adams (NYJ), Morris Claiborne (DAL), **Sam Darnold** (NYJ), **Leonard Williams** (NYJ)

Second- & Third-Round Picks (Drafted by) **11**

Henry Anderson (IND), Tarell Basham (IND) Terrence Brooks (BLT), **Jordan Jenkins** (NYJ), Trumaine Johnson (SL), Spencer Long (WAS), Josh McCown (ARZ), Andre Roberts (ARZ), **Nathan Shepherd** (NYJ), Davis Webb (NYG), **Brian Winters** (NYJ)

Fourth through Seventh-Round Picks (Drafted by) **19**

Kelvin Beachum (PIT), **Trenton Cannon** (NYJ), **Jeremy Clark** (NYJ), **Dakota Dozier** (NYJ), **Lachlan Edwards** (NYJ), **Quincy Enunwa** (NYJ), **Folorunso Fatukasi** (NYJ), De'Angelo Henderson (DEN), **Chris Herndon** (NYJ), **Derrick Jones** (NYJ), **Jordan Leggett** (NYJ), **Elijah McGuire** (NYJ), **Parry Nickerson** (NYJ), **Charone Peake** (NYJ), Kevin Pierre-Louis (SEA), Darryl Roberts (NE), Rashard Robinson (SF), Buster Skrine (CLV), Avery Williamson (TEN)

Undrafted Players (Original Team) **19**

Robby Anderson (NYJ), **Ben Braden** (NYJ), Deontay Burnett (TEN), Brandon Copeland (BLT), Jonotthan Harrison (IND), Thomas Hennessy (IND), Neville Hewitt (MIA), Bronson Kaufusi (BLT), Jermaine Kearse (SEA), Emmanuel Lamur (CIN), **Frankie Luvu** (NYJ), Steve McLendon (PIT), Rontez Miles (NYJ), Jason Myers (JAX), Mike Pennel (GB), **Brent Qvale** (NYJ), Eric Smith (MIA), Eric Tomlinson (PHI), **Anthony Wint** (NYJ)

ROSTER SUPERLATIVES

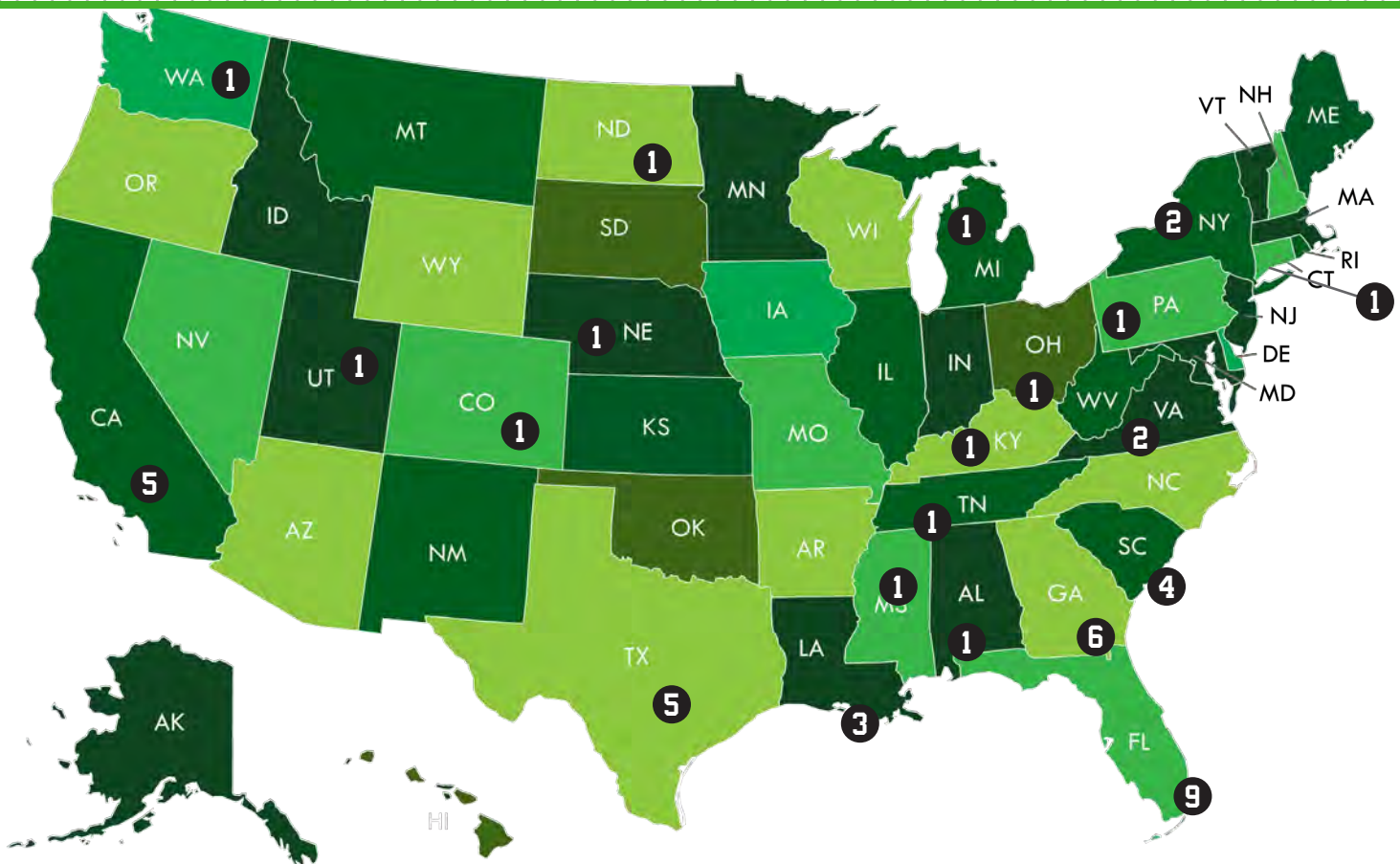
Longest Tenured Jet	6	Brian Winters • Rontez Miles
Youngest Player	21	Sam Darnold
Oldest Player	39	Josh McCown
Most Experience	16	Josh McCown
Tallest Player	6-7	Brent Qvale
Shortest Player	5-7	De'Angelo Henderson
Furthest Away From Home (in miles)	10,333	Lachlan Edwards (Melbourne, Australia)

ROSTER NOTABLES

States Represented	21	
State with the Most Players	9	Florida
School with the Most Players	3	Nebraska, LSU
Players from New York	2	Folorunso Fatukasi, Thomas Hennessy
Coaches who played in the NFL	11	Todd Bowles, Brant Boyer, Mike Caldwell, Rick Dennison, La'Roi Glover, Kevin Greene, Jeff Hammerschmidt, Steve Jackson, Jimmie Johnson, Steve Mitchell, Dennard Wilson
BCS National Champions	1	Jordan Leggett



HOMETOWN BREAKDOWN



Robby Anderson
Terrence Brooks
Jonotthan Harrison
Emmanuel Lamur
Jordan Leggett
Darryl Roberts
Rashard Robinson
Leonard Williams
Anthony Wint

Henry Anderson
Buster Skrine
Chris Herndon
Neville Hewitt
Jordan Jenkins
Eric Smith

Deontay Burnett
Sam Darnold
Quincy Enunwa
Trumaine Johnson
Jason Myers

Jamal Adams
Kelvin Beachum
Josh McCown
Eric Tomlinson
Davis Webb

FLORIDA • 9

Ft. Lauderdale
Dunnellon
Groveland
West Palm Beach
Navarre
Lakeland
Pompano Beach
Daytona Beach
Homestead

GEORGIA • 6

Atlanta
Woodstock
Norcross
Conyers
Hamilton
Decatur

CALIFORNIA • 5

Compton
Capistrano Beach
Moreno Valley
Stockton
Chula Vista

TEXAS • 5

Lewisville
Mexia
Jacksonville
Klein
Prosper

Dakota Dozier
De'Angelo Henderson
Charone Peake
Andre Roberts

Morris Claiborne
Elijah McGuire
Parry Nickerson

Folorunso Fatukasi
Thomas Hennessy

Tarell Basham
Trenton Cannon

Steve McLendon

Kevin Pierre-Louis

Mike Pennel

Jeremy Clark

Brandon Copeland

Ben Braden

SOUTH CAROLINA • 4

West Columbia
Summerville
Moore
Columbia

LOUISIANA • 3

Shreveport
Houma
New Orleans

NEW YORK • 2

Far Rockaway
Bardonia

VIRGINIA • 2

Rocky Mount
Hampton

ALABAMA • 1

Ozark

CONNECTICUT • 1

Norwalk

COLORADO • 1

Denver

KENTUCKY • 1

Madisonville

MARYLAND • 1

Sykesville

MICHIGAN • 1

Rockford

Derrick Jones

Spencer Long

Brent Qvale

Brian Winters

Rontez Miles

Avery Williamson

Bronson Kaufusi

Jermaine Kearse

Lachlan Edwards

Frankie Luvu

Nathan Shepherd

MISSISSIPPI • 1

Eupora

NEBRASKA • 1

Elkhorn

NORTH DAKOTA • 1

Williston

OHIO • 1

Hudson

PENNSYLVANIA • 1

Braddock

TENNESSEE • 1

Milan

UTAH • 1

Provo

WASHINGTON • 1

Lakewood

INTERNATIONAL • 3

Hastings, Australia
Tafuna, American Samoa
Ajax, Canada

SOCIAL MEDIA BREAKDOWN



NEW YORK JETS

Website: newyorkjets.com
 Facebook: /jets
 Instagram: @nyjets
 Twitter: @nyjets
 Snapchat: officialnyjets

NEW YORK JETS COMMUNICATIONS

Instagram: @NYJetsPR
 Twitter: @NYJetsPR

PLAYER ACCOUNTS

PLAYER



Adams, Jamal	TheAdamsEra	presidentmal
Anderson, Henry	HenryAnderson91	-
Anderson, Robby	youngamazing9	chosen1ra
Basham, Tarell	TarellBasham	king_rell10
Beachum, Kelvin	KelvinBeachumJr	kelvin.beachum.jr
Brooks, Terrence	_Showtime29	_showtime29
Burnett, Deontay	Deontay_Burnett	-
Cannon, Trenton	cannon25	cannon25
Carpenter, James	JEcarpenter77	jamescarpenter77
Claiborne, Morris	MoClaiborne	-
Copeland, Brandon	BCopeLB	bcope51
Darnold, Sam	-	samdarnold
Dozier, Dakota	BullDozier78	bulldozier78
Edwards, Lachlan	Lach_Edwards49	ledwards49
Enunwa, Quincy	QuincyEnunwa	quincyenunwa
Fatukasi, Folorunso	-	mr.fatukasi_93
Harrison, Jonotthan	J_Harrison72	jharrison72
Henderson, De'Angelo	Dhenderson31	dhenderson31
Hennessy, Thomas	THenny43	thenny43
Herndon, Chris	Chris_Authentic	c_herndon23
Hewitt, Neville	Neville_Hewitt	neville_hewitt
Jenkins, Jordan	JordanOLB	jordan59jenkins
Johnson, Trumaine	Trujohnson2	truj2
Jones, Derrick	Belegendary19	belegendary19

PLAYER



Kearse, Jermaine	Jkearse_15	jkearse15
Leggett, Jordan	JordanLeggett16	jordanleggett16
Long, Spencer	slong_61	spencerlong61
Luvu, Frankie	-	frankie_luvu51
McCown, Josh	JoshMcCown12	joshmccown12
McGuire, Elijah	Mr_Adversityy	thereal_elimcguire
McLendon, Steve	-	bigblackmclendon
Miles, Rontez	RontezMiles	instant9
Myers, Jason	-	jay_my31
Nickerson, Parry	-	_therealpnick
Peake, Charone	-	charonepeake
Pennel, Mike	TheBeastPennel	-
Pierre-Louis, Kevin	MrHyde_24	mrhyde_24
Qvale, Brent	brentqvale	brentqvale
Roberts, Andre	AnderRoberts	drerob
Roberts, Darryl	_SwaggDee	swaggtasstic27
Robinson, Rashard	SHAD_JUSTDOIT2	mantis.954
Shepherd, Nathan	NathanDShepherd	nathandshepherd
Skrine, Buster	BusterSkrine	busterskrine
Webb, Davis	Davis_Webb5	davis_webb7
Williams, Leonard	leonardwilliams	leonardwilliams
Williamson, Avery	AWilliamson54	awilliamson54
Winters, Brian	bjwint67	rarebreed66



PERSONNEL MOVES

JANUARY

Day	Pos.	Player•Coach	Transaction
1	OL	Ben Braden	Signed, Reserve/Future
	DL	Claude Pelon	Signed, Reserve/Future
	WR	Damore'ea Stringfellow	Signed, Reserve/Future
	WR	Daniel Williams	Signed, Reserve/Future
	WR	Jalin Marshall	Signed, Reserve/Future
	QB	Joel Stave	Signed, Reserve/Future
	T	Korren Kirven	Signed, Reserve/Future
	CB	Terrell Sinkfield	Signed, Reserve/Future
	WR	Tre McBride	Signed, Reserve/Future
10	RB	Jeremy Langford	Signed, Reserve/Future
17		John Morton	Informed he will not return
	P	Ben Turk	Signed, Reserve/Future
24		Steve Marshall	Informed he will not return

FEBRUARY

Day	Pos.	Player•Coach	Transaction
1	LB	Micah Awe	Signed, Reserve/Future
9	S	Kacy Rodgers II	Signed, FA
14		Jeremy Bates	Promoted to Off. Coord. QBs Coach
		Rick Dennison	Hired as Off. Line Run Game Coor.
		Steve Jackson	Hired as Asst. Defensive Backs Coach

MARCH

Day	Pos.	Player•Coach	Transaction
5	DL	Muhammad Wilkerson	Released
16	K	Cairo Santos	Signed, Unrestricted FA (CHI)
	RB	Isaiah Crowell	Signed, Unrestricted FA (CLV)
	CB	Trumaine Johnson	Signed, Unrestricted FA (LAR)
18	LB	Avery Williamson	Signed, Unrestricted FA (TEN)
	DL	Mike Pennel	Re-Signed, Unrestricted FA
CB		Morris Claiborne	Re-Signed, Unrestricted FA
C		Spencer Long	Signed, Unrestricted FA (WAS)
	QB	Teddy Bridgewater	Signed, Unrestricted FA (MIN)
	S	Terrence Brooks	Re-Signed, Unrestricted FA
20	LB	Brandon Copeland	Signed, FA
	DL	Xavier Cooper	Re-Signed, FA
23	WR	Andre Roberts	Signed, Unrestricted FA (ATL)
	LB	Kevin Pierre-Louis	Signed, Unrestricted FA (KC)
26	WR	Terrelle Pryor	Signed, Unrestricted FA (WAS)
28	C	Jonotthan Harrison	Re-Signed, Unrestricted FA
30	LB	Neville Hewitt	Signed, FA
	RB	Thomas Rawls	Signed, FA

APRIL

Day	Pos.	Player•Coach	Transaction
2	TE	Clive Walford	Claimed (OAK)
3	TE	Bucky Hodges	Signed, FA
4	WR	Quincy Enunwa	Re-Signed, Restricted FA
4	C	Travis Swanson	Signed, Unrestricted FA (DET)
5	T	Ben Ijalana	Re-Signed, Unrestricted FA
6	T	Brent Qvale	Re-Signed, Restricted FA
	G	Dakota Dozier	Re-Signed, Unrestricted FA
9	WR	Charles Johnson	Signed, Unrestricted FA (CAR)
	LB	Kevin Minter	Signed, Unrestricted FA (CIN)
16	S	Rontez Miles	Re-Signed, Restricted FA
	WR	Neal Sterling	Re-Signed, Restricted FA
	K	Nick Rose	Claimed (LAC)
	RB	Matt Forte	Released
	WR	Brisly Estime	Waived
	WR	Daniel Williams	Waived
	RB	Jahad Thomas	Waived
	RB	Jeremy Langford	Waived
	QB	Joel Stave	Waived
26	QB	Sam Darnold	Selected in the NFL Draft (1st Round)
27	DL	Nathan Shepherd	Selected in the NFL Draft (3rd)
	P	Ben Turk	Waived
	WR	Damore'ea Stringfellow	Waived
	WR	JoJo Natson	Waived
	T	Korren Kirven	Waived
28	TE	Chris Herndon	Selected in the NFL Draft (4th)
	CB	Parry Nickerson	Selected in the NFL Draft (6a)
	DL	Folorunso Fatukasi	Selected in the NFL Draft (6b)
	RB	Trenton Cannon	Selected in the NFL Draft (6c)
	DL	Henry Anderson	Acquired via Trade (IND)
	WR	Jalin Marshall	Waived
	LB	Micah Awe	Waived
30	LB	David Bass	Re-Signed, Unrestricted FA

MAY

Day	Pos.	Player•Coach	Transaction
3	QB	Bryce Petty	Waived
4	G	Austin Golson	Signed, Undrafted FA
	G	Dakota Shepley	Signed, Undrafted FA
	T	Darius James	Signed, Undrafted FA
	FB	Dimitri Flowers	Signed, Undrafted FA
	DL	Lord Hyeamang	Signed, Undrafted FA
	DL	Mych Thomas	Signed, Undrafted FA
	S	Reggie Hall	Signed, Undrafted FA
6	RB	Akeem Judd	Waived

PERSONNEL MOVES



MAY (cont.)

Day	Pos.	Player•Coach	Transaction
7	K	Taylor Bertolet	Signed, FA
	LB	Frankie Luvu	Signed, Undrafted FA
	LB	Anthony Wint	Signed, Undrafted FA
	CB	Bryson Keeton	Waived
	DL	Lord Hyeamang	Waived
	S	Reggie Hall	Waived
14	T	Antonio Garcia	Claimed (NE)
	K	Nick Rose	Waived
23	WR	Jonah Trinnaman	Signed, FA
	QB	Christian Hackenberg	Traded (OAK)

JUNE

Day	Pos.	Player•Coach	Transaction
5	DL	Chris Jones	Signed, FA
	DL	Claude Pelon	Waived
6	S	J.J. Wilcox	Signed, FA
	LB	Freddie Bishop	Waived
15	DL	Courtney Upshaw	Signed, FA
	DL	Chris Jones	Released

JULY

Day	Pos.	Player•Coach	Transaction
16	S	Brandon Bryant	Signed, Undrafted FA
	WR	Devin Smith	Waived
28	DL	Shaneil Jenkins	Signed, FA
	DL	Courtney Upshaw	Released
29	RB	George Atkinson	Signed, FA
	TE	Bucky Hodges	Waived

AUGUST

Day	Pos.	Player•Coach	Transaction
3	DL	Kendall Reyes	Signed, FA
	DL	Shaneil Jenkins	Waived
6	G	Alex Balducci	Signed, FA
	G	Austin Golson	Waived
15	OL	Gino Gradkowski	Signed, FA
	T	Ben Ijalana	Placed on Reserve/Injured
21	K	Jason Myers	Claimed (SEA)
	WR	Jonah Trinnaman	Waived
22	K	Cairo Santos	Released
24	RB	Charcandrick West	Signed, FA

26	QB	John Wolford	Signed, Undrafted FA
	WR	Lucky Whitehead	Waived
29	QB	Teddy Bridgewater	Traded (NO)
31	RB	George Atkinson	Waived
	G	Alex Balducci	Waived
	LB	David Bass	Released
	CB	Xavier Coleman	Waived
	DL	Xavier Cooper	Waived
	FB	Dimitri Flowers	Waived
	T	Antonio Garcia	Waived
	OL	Gino Gradkowski	Released
	LB	Obum Gwacham	Waived
	T	Darius James	Waived
	WR	Charles Johnson	Released
	LB	Kevin Minter	Released
	DL	Kendall Reyes	Released
	S	Kacy Rodgers II	Waived
	G	Dakota Shepley	Waived
	CB	Terrell Sinkfield	Waived
	DL	Mych Thomas	Waived
	QB	John Wolford	Waived

SEPTEMBER

Day	Pos.	Player•Coach	Transaction
1	K	Taylor Bertolet	Waived
	S	Brandon Bryant	Waived
	CB	Jeremy Clark	Waived
	LB	Dylan Donahue	Waived
	WR	Chad Hansen	Waived
	LB	Frankie Luvu	Waived
	LB	Lorenzo Mauldin	Waived
	WR	Tre McBride	Waived
	S	Rontez Miles	Placed on Reserve/PUP
	LB	Kevin Pierre-Louis	Suspended
	RB	Thomas Rawls	Waived
	CB	Rashard Robinson	Suspended
	DL	Deon Simon	Waived
	WR	ArDarius Stewart	Suspended
	C	Travis Swanson	Released
	TE	Clive Walford	Waived
	RB	Charcandrick West	Released
	LB	Anthony Wint	Waived
2	S	Brandon Bryant	Signed, Practice Squad
	CB	Jeremy Clark	Signed, Practice Squad
	LB	Frankie Luvu	Signed, Practice Squad
	LB	Anthony Wint	Signed, Practice Squad
3	LB	Jeremiah Attaochu	Signed, Free Agent



PERSONNEL MOVES

SEPTEMBER (cont.)

Day	Pos.	Player•Coach	Transaction
3	WR	Deontay Burnett	Signed, Practice Squad
	C	Nico Falah	Signed, Practice Squad
	RB	De'Angelo Henderson	Signed, Practice Squad
	T	Dieugot Joseph	Signed, Practice Squad
	DL	Bronson Kaufusi	Signed, Practice Squad
	RB	Elijah McGuire	Placed on Reserve/Injured
	QB	John Wolford	Signed, Practice Squad
4	QB	Davis Webb	Signed, Practice Squad
	QB	John Wolford	Terminated from Practice Squad
8	LB	Frankie Luvu	Signed from Practice Squad
	FB	Lawrence Thomas	Waived
13	LB	Kevin Pierre-Louis	Activated from Suspension
	OL	Ben Braden	Waived
14	OL	Ben Braden	Signed, Practice Squad
19	WR	ArDarius Stewart	Waived
20	WR	Deontay Burnett	Terminated from Practice Squad
	WR	ArDarius Stewart	Signed, Practice Squad
25	WR	Deontay Burnett	Signed, Practice Squad
	WR	ArDarius Stewart	Terminated from Practice Squad

OCTOBER

Day	Pos.	Player•Coach	Transaction
1	LB	Josh Martin	Placed on Reserve/Injured
	DL	Bronson Kaufusi	Signed from Practice Squad
	LB	Harvey Langi	Signed, Practice Squad
5	LB	Tarell Basham	Claimed (IND)
	DL	Bronson Kaufusi	Waived
8	T	Dieugot Joseph	Terminated from Practice Squad
	DL	Bronson Kaufusi	Signed, Practice Squad
	CB	Rashard Robinson	Activated from Suspension
	S	J.J. Wilcox	Released
17	RB	De'Angelo Henderson	Terminated from Practice Squad
	T	Dieugot Joseph	Signed, Practice Squad
18	LB	Harvey Langi	Placed on Practice Squad IR
	RB	De'Angelo Henderson	Signed, Practice Squad
20	WR	Deontay Burnett	Signed from Practice Squad
	C	Nico Falah	Signed off Practice Squad (DEN)
	WR	Terrelle Pryor	Released
22	WR	J.J. Jones	Signed, Practice Squad
	C	Jon Toth	Signed, Practice Squad
23	WR	Rishard Matthews	Signed, Free Agent
	S	Doug Middleton	Placed on Reserve/Injured
24	S	Ibraheim Campbell	Signed, Free Agent
	RB	Bilal Powell	Placed on Reserve/Injured

27	CB	Juston Burris	Waived
	RB	De'Angelo Henderson	Signed from Practice Squad
29	CB	Juston Burris	Signed, Practice Squad

NOVEMBER

Day	Pos.	Player•Coach	Transaction
2	S	Ibraheim Campbell	Waived
	RB	De'Angelo Henderson	Waived
	RB	Elijah McGuire	Activated from Reserve/Injured
	S	Rontez Miles	Activated from Reserve/PUP
7	CB	Juston Burris	Signed by CLV from Practice Squad
	RB	De'Angelo Henderson	Signed, Practice Squad
10	TE	Neal Sterling	Placed on Reserve/Injured
	QB	Davis Webb	Signed from Practice Squad
19	DL	Destiny Vaeao	Signed, Practice Squad
28	OL	Ben Braden	Signed from Practice Squad
	G	James Carpenter	Placed on Reserve/Injured
	RB	Mark Thompson	Signed, Practice Squad

DECEMBER

Day	Pos.	Player•Coach	Transaction
1	CB	Jeremy Clark	Signed from Practice Squad
	S	Marcus Maye	Placed on Reserve/Injured
4	S	Tyvis Powell	Signed, Practice Squad
7	LB	Darron Lee	Suspended
8	DL	Bronson Kaufusi	Signed from Practice Squad
14	RB	Isaiah Crowell	Placed on Reserve/Injured
	RB	De'Angelo Henderson	Signed from Practice Squad
17	WR	DeAngelo Yancey	Signed, Practice Squad
18	WR	Rishard Matthews	Placed on Reserve/Injured
	T	Eric Smith	Signed from NE Practice Squad
19	LB	Jeremiah Attaochu	Placed on Reserve/Injured
	LB	Emmanuel Lamur	Signed, Free Agent
	T	Brandon Shell	Placed on Reserve/Injured
	LB	Anthony Wint	Signed from Practice Squad
21	DB	Charlie Miller	Signed, Practice Squad

OFFENSIVE STATISTICS



Won 4 • Lost 11

Date	W/L	Score	Opponent
09/10/18	W	48-17	at Detroit Lions
09/16/18	L	12-20	Miami Dolphins
09/20/18	L	17-21	at Cleveland Browns
09/30/18	L	12-31	at Jacksonville Jaguars
10/07/18	W	34-16	Denver Broncos
10/14/18	W	42-34	Indianapolis Colts
10/21/18	L	17-37	Minnesota Vikings
10/28/18	L	10-24	at Chicago Bears
11/04/18	L	6-13	at Miami Dolphins
11/11/18	L	10-41	Buffalo Bills
11/25/18	L	13-27	New England Patriots
12/02/18	L	22-26	at Tennessee Titans
12/09/18	W	27-23	at Buffalo Bills
12/15/18	L	22-29	Houston Texans
12/23/18	L	38-44	Green Bay Packers

New York Jets

		Opponent
Total First Downs	246	319
Rushing	80	95
Passing	149	187
Penalty	17	37
3rd Down: Made/Att	65/201	67/202
3rd Down Pct.	32.3%	33.2%
4th Down: Made/Att	11/20	9/13
4th Down Pct.	55.0%	69.2%
Possession Avg.	29:09	30:51
Total Net Yards	4548	5711
Avg. Per Game	303.2	380.7
Total Plays	916	997
Avg. Per Play	5.0	5.7
Net Yards Rushing	1518	1890
Avg. Per Game	101.2	126.0
Total Rushes	387	410
Net Yards Passing	3030	3821
Avg. Per Game	202.0	254.7
Sacked/Yards Lost	33/207	38/287
Gross Yards	3237	4108
Attempts/Completions	496/283	549/343
Completion Pct.	57.1%	62.5%
Had Intercepted	19	13
Punts/Average	77/45.8	75/43.3
Net Punting Avg.	40.7	37.7
Penalties/Yards	110/918	91/787
Fumbles/Ball Lost	21/8	20/7
Touchdowns	34	44
Rushing	11	16
Passing	18	25
Returns	5	3

Score by Quarter	Q1	Q2	Q3	Q4	OT	Pts
Team	54	106	92	78	0	330
Opponents	83	109	81	124	6	403

Scoring	TD	Ru	Pa	Rt	PAT	FG	2pt	Sfty	Pts
J.Myers	0	0	0	0	30/33	32/35	0	0	126
R.Anderson	6	0	6	0	0/0	0/0	0	0	36
I.Crowell	6	6	0	0	0/0	0/0	0	0	36
E.McGuire	4	3	1	0	0/0	0/0	0	0	24
C.Herndon	4	0	4	0	0/0	0/0	0	0	24
A.Roberts	3	0	1	2	0/0	0/0	0	0	18
T.Pryor	2	0	2	0	0/0	0/0	0	0	12
J.Kearse	1	0	1	0	0/0	0/0	0	0	6
M.Claiborne	1	0	0	1	0/0	0/0	0	0	6
T.Johnson	1	0	0	1	0/0	0/0	0	0	6
J.Leggett	1	0	1	0	0/0	0/0	0	0	6
T.Cannon	1	1	0	0	0/0	0/0	0	0	6
B.Powell	1	0	1	0	0/0	0/0	0	0	6
S.Darnold	1	1	0	0	0/0	0/0	0	0	6
Q.Enunwa	1	0	1	0	0/0	0/0	0	0	6
D.Lee	1	0	0	1	0/0	0/0	0	0	6
Team	34	11	18	5	30/33	32/35	0	0	330
Opponents	44	16	25	3	37/39	32/38	2	1	403

2-Pt. Conversions: Team 0/ 1, Opponents: 2/ 4

Sacks: J.Jenkins 7.0, H.Anderson 7.0, B.Copeland 5.0, L.Williams 4.0, J.Adams 3.5, A.Williamson 3.0, F.Luvu 3.0, J.Attaochu 2.0, N.Hewitt 1.5, K.Pierre-Louis 1.0, B.Skrine 0.5, M.Maye 0.5 **Team: 38.0, Opponents: 33.0**

Passing	Att	Cmp	Yds	Cmp%	Yds/Att	TD	TD%	Int	Int%	Long	Sack	Lost	Rating
S.Darnold	386	223	2698	57.8%	7.0	17	4.4%	15	3.9%	76t	26/	172	77.8
J.McCown	110	60	539	54.5%	4.9	1	0.9%	4	3.6%	41	7/	35	55.8
Team	496	283	3237	57.1%	6.5	18	3.6%	19	3.8%	76t	33/	207	73.0
Opponents	549	343	4108	62.5%	7.5	25	4.6%	13	2.4%	70t	38/	287	90.6

Rushing	No.	Yds	Avg	Long	TD
I.Crowell	143	685	4.8	77t	6
B.Powell	80	343	4.3	38	0
E.McGuire	74	235	3.2	34	3
S.Darnold	43	110	2.6	14	1
T.Cannon	36	97	2.7	21	1
J.McCown	5	32	6.4	12	0
A.Roberts	2	20	10.0	18	0
R.Miles	1	4	4.0	4	0
Q.Enunwa	1	0	0.0	0	0
R.Anderson	2	-8	-4.0	1	0
Team	387	1518	3.9	77t	11
Opponents	410	1890	4.6	38t	16

Receiving	No.	Yds	Avg	Long	TD
R.Anderson	47	728	15.5	76t	6
C.Herndon	38	494	13.0	32t	4
Q.Enunwa	38	449	11.8	42	1
J.Kearse	37	371	10.0	29	1
I.Crowell	21	152	7.2	21	0
E.McGuire	17	169	9.9	20t	1
T.Cannon	17	144	8.5	35	0
T.Pryor	14	235	16.8	44	2
J.Leggett	13	107	8.2	16	1
B.Powell	11	110	10.0	28t	1
E.Tomlinson	8	72	9.0	24	0
A.Roberts	7	51	7.3	20	1
N.Sterling	6	47	7.8	12	0
D.Burnett	5	70	14.0	29	0
C.Peake	2	25	12.5	14	0
R.Matthews	2	13	6.5	7	0
Team	283	3237	11.4	76t	18
Opponents	343	4108	12.0	70t	25

Interceptions	No.	Yds	Avg	Long	TD
T.Johnson	4	38	9.5	31t	1
D.Lee	3	82	27.3	36t	1
M.Claiborne	2	17	8.5	17t	1
M.Maye	1	104	104.0	104	0
J.Adams	1	38	38.0	38	0
A.Williamson	1	36	36.0	36	0
D.Roberts	1	3	3.0	3	0
Team	13	318	24.5	104	3
Opponents	19	271	14.3	52	2

Punting	No	Yds	Avg	Net	TB	In	Lg	B
L.Edwards	77	3526	45.8	40.7	5	22	67	0
Team	77	3526	45.8	40.7	5	22	67	0
Opponents	75	3250	43.3	37.7	5	33	66	1

Punt Returns	Ret	FC	Yds	Avg	Long	TD
A.Roberts	22	25	324	14.7	78t	1
T.Brooks	1	0	0	0.0	0	0
C.Herndon	1	0	0	0.0	0	0
T.Cannon	0	1	0	0	0	0
Team	24	26	324	13.5	78t	1
Opponents	38	14	290	7.6	22	0

Kickoff Returns	No.	Yds	Avg	Long	TD
A.Roberts	38	1115	29.3	99t	1
T.Cannon	1	20	20.0	20	0
R.Anderson	1	13	13.0	13	0
C.Herndon	1	10	10.0	10	0
E.Tomlinson	1	10	10.0	10	0
Team	42	1168	27.8	99t	1
Opponents	23	539	23.4	37	0
Field Goals	1-19	20-29	30-39	40-49	50+
J.Myers	0/0	4/ 4	13/ 14	9/ 10	6/ 7
Team	0/0	4/ 4	13/ 14	9/ 10	6/ 7
Opponents	0/0	10/ 10	12/ 12	7/ 11	3/ 5

Fumbles Lost: R.Anderson 2, E.McGuire 1, S.Darnold 1, A.Roberts 1, B.Powell 1, T.Johnson 1, Q.Enunwa 1 **Total: 8**

Opponent Fumble Recoveries: J.Jenkins 2, J.Adams 1, B.Skrine 1, T.Johnson 1, A.Williamson 1, R.Robinson 1 **Total: 7**



DEFENSIVE STATISTICS

DEFENSIVE STATISTICS

Player	Totals	Tackles	Assists	TFL	Sacks	Yards	QH	INT	Yards	PD	FF	FR	Yards
Avery Williamson	149	99	50	4	3.0	21.0	3	1	36	7	2	1	0
Jamal Adams	101	76	25	8	3.5	24.0	7	1	38	11	3	1	5
Darron Lee	99	64	35	6	-	-	1	3	82	6	-	-	-
Morris Claiborne	56	43	13	2	-	-	-	2	17	14	-	-	-
Buster Skrine	50	43	7	2	0.5	4.5	2	-	-	4	1	1	0
Jordan Jenkins	49	31	18	8	7.0	64.5	20	-	-	-	2	2	0
Brandon Copeland	46	24	22	7	5.0	39.0	20	-	-	2	-	-	-
Henry Anderson	45	30	15	7	7.0	59.5	20	-	-	6	-	-	-
Darryl Roberts	42	37	5	2	-	-	-	1	3	5	-	-	-
Leonard Williams	42	30	12	10	4.0	37.5	23	-	-	2	-	-	-
Steve McLendon	40	28	12	2	-	-	3	-	-	1	-	-	-
Trumaine Johnson	37	33	4	1	-	-	-	4	38	4	1	1	25
Marcus Maye ^{IR}	32	27	5	-	0.5	3.0	-	1	104	2	1	-	-
Neville Hewitt	30	23	7	2	1.5	12.0	4	-	-	-	-	-	-
Frankie Luvu	30	19	11	5	3.0	7.0	19	-	-	-	-	-	-
Mike Pennel	27	21	6	1	-	-	2	-	-	1	-	-	-
Doug Middleton ^{IR}	22	18	4	-	-	-	-	-	-	2	-	-	-
Nathan Shepherd	18	10	8	1	-	-	5	-	-	-	-	-	-
Parry Nickerson	17	14	3	1	-	-	-	-	-	1	-	-	-
Jeremiah Attaochu	13	7	6	2	2.0	15.0	9	-	-	-	1	-	-
Tarell Basham	8	5	3	-	-	-	3	-	-	-	-	-	-
Kevin Pierre-Louis	7	5	2	1	1.0	0.0	2	-	-	-	1	-	-
Terrence Brooks	3	3	0	1	-	-	-	-	-	1	-	-	-
J.J. Wilcox ^{NWT}	3	3	0	-	-	-	-	-	-	-	-	-	-
Josh Martin ^{IR}	2	1	1	-	-	-	-	-	-	-	-	-	-
Rontez Miles	2	2	0	-	-	-	-	-	-	-	-	-	-
Rashard Robinson	2	1	1	-	-	-	-	-	-	-	-	-	-
Bronson Kaufusi	-	-	-	-	-	-	1	-	-	-	-	-	-
Totals	972	697	275	73	38	287	143	13	318	69	12	6	30

SPECIAL TEAMS TACKLES

Player	Totals	Tackles	Assists
Trenton Cannon	13	10	3
Neville Hewitt	12	11	1
Charone Peake	11	6	5
Thomas Hennessy	10	4	6
Terrence Brooks	8	7	1
Doug Middleton ^{IR}	7	6	1
Kevin Pierre-Louis	6	4	2
Tarell Basham	4	4	0
Brandon Copeland	4	1	3
Jordan Jenkins	4	1	3
Darryl Roberts	4	4	0
Eric Tomlinson	4	3	1
Rontez Miles	3	2	1
Jason Myers	2	2	0
Parry Nickerson	2	1	1
Darron Lee	1	0	1
Jordan Leggett	1	0	1
Frankie Luvu	1	0	1
Josh Martin ^{IR}	1	1	0
Marcus Maye ^{IR}	1	1	0
Rashard Robinson	1	0	1
Buster Skrine	1	1	0
Anthony Wint	1	1	0
Totals	102	70	32

SPECIAL TEAMS STATISTICS

Touchdowns:	1	Andre Roberts (PR at DET, 9.10)
Blocked Punt:	1	Kevin Pierre-Louis (at TEN, 12.2)
Blocked Field Goal:	1	Henry Anderson (at BUF, 12.9)
Blocked FG Return:	1	Rontez Miles (5 yds at BUF, 12.9)
Blocked Extra Point:	1	Henry Anderson (at TEN, 12.2)
Forced Fumbles:	1	Anthony Wint (vs. GB, 12.23)
Fumble Recoveries:	1	Rashard Robinson (vs. GB, 12.23)

Key: TFL = Tackles for Loss, QH = Quarterback Hits, INT = Interception; FF = Forced Fumbles, FR = Fumble Recovery, PD = Pass Defensed

^{IR} Placed on Injured Reserve

^{NWT} Not with Team

**** Please note that Press Box Stats were used for Week 16 ****

THE LAST TIME...



TEAM		PASSING
Won in Overtime		100+ Passer Rating (Individual)
JETS:	23-20 vs. JAX (41-yd FG by Chandler Catanzaro)	12/23/18
OPP:	44-38, vs. GB (16-yd TD by Devante Adams)	12/23/18
Won in Last 2:00 of Regulation		400+ Net Passing Yards (Team)
JETS:	27-23 (Elijah McGuire 1-yd run; 1:17 in 4Q) at BUF	12/24/00
OPP:	31-28 (Cody Parkey 39-yd FG; 0:22 in 4Q), at MIA	12/23/18
Tied Game in Last 2:00		300+ Net Passing Yards (Team)
JETS:	38-38 (Jason Myers 33-yd FG) vs. GB	12/03/17
OPP:	20-20 (Jason Myers 22-yd FG), vs. JAX	12/23/18
Shutout		400+ Passing Yards (Individual)
JETS:	37-0 vs. CIN	12/24/00
OPP:	23-0, at DEN	12/23/18
Won by Three-or-Less Points		300+ Passing Yards (Individual)
JETS:	17-14 at CLV	12/23/18
OPP:	31-28, at MIA	12/23/18
Won by Eight-or-Less Points		50+ Passing Attempts (Individual)
JETS:	27-23 at BUF	12/06/15
OPP:	44-38, vs. GB	12/23/18
Won by 20+ Points		40+ Passing Attempts (Individual)
JETS:	48-17 at DET	11/25/18
OPP:	41-10, vs. BUF	12/23/18
Won after Trailing by 20+ Points		30+ Pass Completions (Individual)
JETS:	40-37 (Trailed 30-7 with 00:12 in 3Q) vs. MIA	10/15/17
OPP:	31-27 (Trailed 21-0 with 5:53 in 2Q), vs. NE	12/23/18
Won after Trailing by 10+ Points		25+ Pass Completions (Individual)
JETS:	27-23 (Trailed 14-3 with 11:13 in 2Q) at BUF	11/25/18
OPP:	26-22 (Trailed 19-6 with 7:49 in 3Q), at TEN	12/23/18
Won after Trailing in the Fourth Quarter		Six+ Touchdown Passes (Individual)
JETS:	27-23 (Trailed 23-20 with 1:17 in 4Q) at BUF	09/28/08
OPP:	44-38 (Trailed 23-35 with 6:37 in 4Q), vs. GB	09/21/86
Won after Trailing at Halftime		*Tied Franchise Record
JETS:	27-23 (Trailed 13-17 at Half) at BUF	
OPP:	44-38 (Trailed 21-17 at Half), vs. TEN	
OFFENSE		RUSHING
500+ Total Net Yards (Team)		300+ Rushing Yards (Team)
JETS:	512 (323 rush, 189 pass) vs. DEN	10/07/18
OPP:	540 (127 rush, 413 pass), vs. GB	09/18/83
400+ Total Net Yards (Team)		200+ Rushing Yards (Team)
JETS:	512 (323 rush, 189 pass) vs. DEN	10/07/18
OPP:	540 (127 rush, 413 pass), vs. GB	11/25/18
50+ Points Scored (Team)		200+ Rushing Yards (Individual)
JETS:	56 vs. ARZ	10/07/18
OPP:	52, at MIA	09/24/90
40+ Points Scored (Team)		*Franchise Record
JETS:	42 vs. IND	
OPP:	44, vs. GB	
No Turnovers		
JETS:	vs. GB	
OPP:	vs. HST	
No Sacks Allowed		
JETS:	at BUF	
OPP:	vs. NE	



THE LAST TIME...

RUSHING (continued)

100+ Rushing Yards (Individual)

JETS:	Isaiah Crowell (219 yds*) vs. DEN	10/07/18
OPP:	Josh Allen (QB) (101 yds), at BUF	12/09/18

*Franchise Record

Consecutive 100-Yard Rush Performances (Individual)

JETS:	Chris Ivory (166 yds) at MIA (London)	10/04/15
	Chris Ivory (146 yds) vs. WAS	10/18/15
OPP:	LeSean McCoy (113 yds), vs. BUF	11/11/18
	Sony Michel (133 yds), vs. NE	11/25/18

50+ Rushing Attempts (Team)

JETS:	52 (177 yds) vs. NE	10/20/13
OPP:	50 (151 yds), vs. NE	12/26/05

40+ Rushing Attempts (Team)

JETS:	49 (157 yds) vs. KC	12/03/17
OPP:	46 (212 yds), vs. BUF	11/11/18

30+ Rushing Attempts (Individual)

JETS:	Matt Forté (30) vs. BLT	10/23/16
OPP:	Clinton Portis (36), vs. WAS	11/04/07

Three+ Rushing Touchdowns (Individual)

JETS:	Matt Forté (3) at BUF	09/15/16
OPP:	David Johnson (3), at ARZ	10/17/16

Two Rushing Touchdowns (Individual)

JETS:	Isaiah Crowell (2) at CLV	09/20/18
OPP:	Aaron Rodgers (2), vs. GB	12/23/18

Rush of 70 Yards or More (Individual)

JETS:	Isaiah Crowell (77t) vs. DEN	10/07/18
OPP:	Alex Smith (70), vs. KC	12/03/17

Rush of 40 Yards or More (Individual)

JETS:	Isaiah Crowell (77t) vs. DEN	10/07/18
	Isaiah Crowell (54)	
OPP:	Mark Ingram (50), at NO	12/17/17

RECEIVING

10+ Receptions (Individual)

JETS:	Bilal Powell (11 rec.) vs. MIA	12/17/16
OPP:	Devante Adams (11 rec.), vs. GB	12/23/18

200+ Receiving Yards (Individual)

JETS:	Eric Decker (221 yds) at MIA	12/28/14
OPP:	Jordy Nelson (209 yds), at GB	09/14/14

100+ Receiving Yards (Individual)

JETS:	Robby Anderson (123 yds) vs. DEN	10/07/18
OPP:	DeAndre Hopkins (170), vs. HST	12/15/18

Consecutive 100-Yard Receiving Games (Individual)

JETS:	Robby Anderson (146 yds) vs. CAR	11/26/17
	Robby Anderson (107 yds) vs. KC	12/03/17
	Jermaine Kearse (105 yds) vs. CAR	11/26/17
	Jermaine Kearse (157 yds) vs. KC	12/03/17
OPP:	Tawan Taylor (104), at TEN	12/02/18
	Robert Foster (104), at BUF	12/09/18
	DeAndre Hopkins (170), vs. HST	12/15/18

Two 100-Yard Receivers in Same Game

JETS:	Robby Anderson (107 yds) vs. KC	12/03/17
	Jermaine Kearse (157 yds)	
OPP:	Dede Westbrook (130 yds), at JAX	09/30/18
	Donte Moncrief (109 yds)	09/30/18

Three+ Receiving Touchdowns (Individual)

JETS:	Plaxico Burress (3) vs. SD	10/23/11
OPP:	Michael Crabtree (3), at OAK	09/17/17

Two Receiving Touchdowns (Individual)

JETS:	Robby Anderson (2) vs. DEN	10/07/18
OPP:	DeAndre Hopkins (2), vs. HST	12/15/18

Multiple Receivers with Multiple Receiving TDs

JETS:	Laveranues Coles (3) vs. ARZ	09/28/08
	Jerricho Cotchery (2)	
OPP:	Tyreek Hill (2), vs. KC	12/03/17
	Travis Kelce (2)	

Pass Reception of 70 Yards or More

JETS:	Robby Anderson (76t yds) vs. DEN	10/07/18
OPP:	Tarik Cohen (70t yds), at CHI	10/28/18

Pass Reception of 40 Yards or More

JETS:	Quincy Enunwa (41 yds) vs. NE	11/25/18
OPP:	Jake Kumerow (49t), vs. GB	12/23/18
	Marquez Valdes-Scantling (42)	

DEFENSE

Shutout

JETS:	37-0 vs. CIN	01/03/10
OPP:	23-0, at DEN	12/10/17

Game without Allowing an Offensive Touchdown (Team)

JETS:	6-13 at MIA	11/04/18
OPP:	26-22, at TEN	12/02/18

Under 200 Total Yards Allowed (Team)

JETS:	168 at MIA	11/04/18
OPP:	199, vs. BUF	11/11/18

Under 100 Net Passing Yards Allowed (Team)

JETS:	56 vs. ARZ	12/02/12
OPP:	41, at DEN	12/10/17

Completion Percentage under 50.0% (Team)

JETS:	48.6% (J. Allen & Z. Jones: 18/37), at BUF	12/09/17
OPP:	48.3% (S. Darnold: 14/29) at CHI	10/28/18

Passer Rating under 50 (Team)

JETS:	43.3 (J. Allen & Z. Jones), at BUF	12/09/17
OPP:	35.8 (Josh McCown) vs. BUF	11/11/18

Under 50 Rushing Yards Allowed (Team)

JETS:	47 (17 att.) vs. HST	12/15/18
OPP:	47 (20 att.), vs. GB	12/23/18

Five+ Takeaways (Team)

JETS:	5 (5 INTs) at DET	09/10/18
OPP:	8 (6 INTs, 2 FRs), at KC	09/25/16

Four+ Takeaways (Team)

JETS:	4 (3 INTs, 1 FR) vs. IND	10/14/18
OPP:	4 (4 INTs), vs. MIA	11/04/18



DEFENSE (continued)

Safety (Individual)

JETS: Sheldon Richardson Sack (T. Bridgewater) at MIN 12/07/14
 OPP: Isaiah Crowell -2 yard rush, at JAX 09/30/18

Six+ Sacks (Team)

JETS: 6 vs. HST 12/15/18
 OPP: 6, at TB 11/12/17

Three+ Sacks (Individual)

JETS: Henry Anderson (3.0) vs. HST 12/15/18
 OPP: Olivier Vernon (3.0), vs. MIA 12/01/13

Two+ Sacks (Individual)

JETS: Henry Anderson (3.0) vs. HST 12/15/18
 OPP: J.J. Watt (2.0), vs. HST 12/15/18

Three+ Interceptions (Team)

JETS: 3 vs. IND 10/14/18
 OPP: 4, at MIA 11/04/18

Two+ Interceptions (Individual)

JETS: Trumaine Johnson (2) at BUF 12/09/18
 OPP: Malcolm Butler (2), at NE 12/24/16

Interception Returned for a Touchdown (Individual)

JETS: Trumaine Johnson (Marcus Mariota) 31 yds at TEN 12/02/18
 OPP: Jerome Baker (Sam Darnold) 25 yds, at MIA 11/04/18

Three+ Fumble Recoveries (Team)

JETS: 3 vs. BUF 11/02/17
 OPP: 4, vs. NE 11/22/12

Two+ Forced Fumbles (Individual)

JETS: LaRon Landry (2) at SL 11/18/12
 OPP: Kyle Fuller (2), vs. CHI 11/22/14

Two+ Fumble Recoveries (Individual)

JETS: Darrelle Revis (2) at IND 09/21/15
 OPP: Bashaud Breeland (2), vs. WAS 10/18/15

Fumble Rec. Returned for a Touchdown (Individual)

JETS: Charone Peake (42 yds) own recovery, vs. SEA 10/02/16
 OPP: Luke Kuechly (34 yds), vs. CAR 11/26/17

SPECIAL TEAMS

Blocked Punt (Individual)

JETS: Kevin Pierre-Louis (B. Kern) at TEN 12/02/18
 OPP: Walt Aikens (L. Edwards), vs. MIA 12/17/16

Blocked Punt Returned for a Touchdown (Individual)

JETS: Antonio Allen (0t yds; M. King) vs. OAK 12/08/13
 OPP: Walt Aikens (11t yds; L. Edwards), vs. MIA 12/17/16

Blocked Field Goal (Individual)

JETS: Henry Anderson (49 yds; S. Hauschka) at BUF 12/09/18
 OPP: Vincent Taylor (45 yds; C. Catanzaro), vs. MIA 09/24/17

Blocked FG Returned for a Touchdown (Individual)

JETS: Ray Mickens (72t yds; C. Ford) vs. OAK 09/21/97
 OPP: Mike Haynes (65t yds; P. Leahy), vs. NE 10/05/80

Missed FG Returned for a Touchdown (Individual)

JETS: Aaron Glenn (104t yds) at IND 11/15/98
 (Vanderjagt 63-yard FG attempt)
 OPP: Never

Blocked Extra Point (Individual)

JETS: Henry Anderson (R. Succop) at TEN 12/02/18
 OPP: Antwan Odom (M. Nugent), at TEN 12/23/07

Missed Extra Point (Individual)

JETS: Jason Myers vs. HST 12/15/18
 OPP: Jason Sanders, vs. MIA 09/16/18

Kickoff Return for a Touchdown (Individual)

JETS: Andre Roberts (99t yds) vs. GB 12/23/18
 OPP: Kenyan Drake (96t yds), at MIA 11/06/16

Kickoff Return of 40+ Yards

JETS: Andre Roberts (99t yds) vs. GB 12/23/18
 Andre Roberts (51 yds)
 OPP: Kenyan Drake (96t yds), at MIA 11/06/16

Punt Return for a Touchdown (Individual)

JETS: Andre Roberts (78 yds) at DET 09/10/18
 OPP: Kaelin Clay (60 yds), vs. CAR 11/26/17

Punt Return of 20+ Yards (Individual)

JETS: Andre Roberts (51 yds) vs. DEN 10/07/18
 OPP: Jakeem Grant (22 yds), vs. MIA 09/17/18

Game-Winning Field Goal (Last 2:00 of 4Q or OT)

JETS: Chandler Catanzaro (41 yds; 0:28, OT) vs. JAX 10/01/17
 OPP: Cody Parkey (39 yd; 0:22 in 4Q), at MIA 10/22/17

Five+ Field Goals Attempted

JETS: Jason Myers (5/5) at TEN 12/02/18
 OPP: Shaun Suisham (5/5), at WAS 11/04/07

Four+ Field Goals Made

JETS: Jason Myers (5/5) at TEN 12/02/18
 OPP: Justin Tucker (4/4), at BLT 11/24/13

Successful Onsides Kick

JETS: Chandler Catanzaro (M. Maye recovered), vs. LAC 12/24/17
 OPP: Stephen Hauschka (S. Thomas recovered), vs. BUF 11/02/17

Failed Onsides Kick

JETS: Chandler Catanzaro (Out Of Bounds) at NO 12/17/17
 OPP: Rigoberto Sanchez (N. Sterling recovered), vs. IND 10/14/18



SUPPLEMENTAL STATS

OVERALL RECORD 4-11

Home.....	2-6
Away.....	2-5

WHEN:

Jets win coin toss.....	3-5
Jets lose coin toss.....	1-6
Scoring first.....	1-4
Opponent scores first.....	3-7
Leading at halftime.....	3-3
Tied at halftime.....	0-1
Trailing at halftime.....	1-7
Leading after three quarters.....	3-2
Tied after three quarters.....	0-1
Trailing after three quarters.....	1-8
Overtime.....	0-1
Scoring on first possession.....	1-1
Scoring touchdown on first possession.....	0-0
Scoring field goal on first possession.....	1-1
Scoring 10 or more points.....	4-9
Scoring 20 or more points.....	4-2
Scoring 30 or more points.....	3-1
Allowing 10 or fewer points.....	0-0
Allowing 20 or fewer points.....	2-1
Outcomes of 8 points or less.....	2-6
Outcomes of 3 points or less.....	0-0
Rushing 20 or more times.....	4-7
Rushing 30 or more times.....	3-3
Rushing 40 or more times.....	0-0
Time of possession 30:00 or more.....	2-4
Individual Jets 100-yard rusher.....	2-0
Individual Jets 100-yard receiver.....	1-1
Individual Jets 300-yard passer.....	0-2
Jets out-gain opposition.....	2-3
Jets out-rush opposition.....	2-3
Jets out-pass opposition.....	0-2
Opponent individual 100-yard rusher.....	1-2
Opponent individual 100-yard receiver.....	3-6
Opponent individual 300-yard passer.....	1-3

SURFACES:

On Grass.....	0-5
On Artificial Turf.....	4-6
Outdoors.....	3-11
Indoors.....	1-0

MONTH:

September.....	1-3
October.....	2-2
November.....	0-3
December.....	1-3

AGAINST:

AFC Opponents.....	3-8
AFC East.....	1-4
AFC North.....	0-1
AFC South.....	1-3
AFC West.....	1-0
NFC Opponents.....	1-3

JERSEY COLOR:

Green Jerseys.....	1-6
White Jerseys.....	3-4
Alternate Jerseys.....	0-1

TIME of GAME:

Day.....	3-10
Night.....	1-1

TURNOVER DIFFERENTIAL:

Positive.....	3-2
+1.....	1-1
+2.....	1-0
+3 or more.....	1-1
Even.....	0-2
Negative.....	1-7
-1.....	1-3
-2.....	0-1
-3 or more.....	0-4

SUPPLEMENTAL STATS



SINGLE-GAME TEAM HIGHS & LOWS:

NEW YORK JETS

OPPONENTS

YARDS/FIRST DOWNS

	HIGH		LOW		HIGH		LOW	
Total Net Yards	512	vs. DEN 10/7	178	at JAX 9/30	540	vs. GB 12/23	168	at MIA 11/4
Total Plays	72	2X, last vs. HST 12/15	51	at JAX 9/30	79	vs. GB 12/23	55	at MIA 11/4
First Downs	26	vs. DEN 10/7	10	at JAX 9/30	35	vs. GB 12/23	7	at MIA 11/4

RUSHING

	HIGH		LOW		HIGH		LOW	
Rushing Yards	323	vs. DEN 10/7	34	at JAX 9/30	212	vs. BUF 11/11	39	at DET 9/10
Rushing Attempts	38	vs. DEN 10/7	14	at JAX 9/30	46	vs. BUF 11/11	15	at DET 9/10
Average Gain/Rush	8.5	vs. DEN 10/7	2.2	vs. MIA 9/16	5.9	at TEN 12/2	2.4	at MIA 11/4

PASSING

	HIGH		LOW		HIGH		LOW	
Net Passing Yards	323	vs. GB 12/23	116	vs. BUF 11/11	413	vs. GB 12/23	104	at MIA 11/4
Pass Attempts	45	vs. NE 11/25	21	at DET 9/10	55	vs. GB 12/23	23	vs. MIA 9/16
Pass Completions	26	vs. NE 11/25	14	at CHI 10/28	37	vs. GB 12/23	15	at MIA 11/4
Yards/Attempt	9.74	vs. GB 12/23	3.97	vs. BUF 11/11	10.50	vs. HST 12/15	5.77	at DET 9/10
Interceptions Thrown	4	at MIA 11/4	0	4X, last vs. GB 12/23	5	at DET 9/10	0	9X, last vs. GB 12/23
Sacks Allowed	4	at MIA 11/4	1	2X, last at CHI 10/28	6	vs. HST 12/15	0	3X, last vs. NE 11/25

FUMBLES

	HIGH	LOW	HIGH	LOW
Fumbles Lost	1 7X, last at BUF 12/9	0 7X, last vs. GB 12/23	2 2X, at JAX 9/30	0 5X, last vs. BUF 11/11

PENALTIES

	HIGH		LOW		HIGH		LOW	
Penalties	16	vs. GB 12/23	1	vs. BUF 11/11	11	vs. NE 11/25	2	2X, last at CHI 10/28
Yards Penalized	172	vs. GB 12/23	10	vs. BUF 11/11	105	vs. NE 11/25	10	vs. MIA 9/16

POINTS • TIME OF POSSESSION

	HIGH		LOW		HIGH		LOW	
Points	48	at DET 9/10	6	at MIA 11/4	44	vs. GB 12/23	13	at MIA 11/4
Touchdowns	6	at DET 9/10	0	at MIA 11/4	5	2X, last vs. GB 12/23	1	at MIA 11/4
Time of Possession	37:02	vs. IND 10/14	20:38	vs. BUF 11/11	39:22	vs. BUF 11/11	22:58	vs. IND 10/14

INDIVIDUAL SINGLE-GAME BEST:

NEW YORK JETS

OPPONENTS

RUSHING:

Yards Rushing	219*	Isaiah Crowell, vs. DEN 10/7	133	Sony Michel, vs. NE 11/25
Rushing Attempts	20	Bilal Powell, vs. DEN 10/7	26	LeSean McCoy, vs. BUF 11/11
Longest Run	77t	Isaiah Crowell, vs. DEN 10/7	38t	Latavius Murray, vs. MIN 10/21
Longest TD Run	77t	Isaiah Crowell, vs. DEN 10/7	38t	Latavius Murray, vs. MIN 10/21

PASSING:

Yards Passing (gross)	334	Sam Darnold, vs. MIA 9/16	442	Aaron Rodgers, vs. GB 12/23
Passes Attempted	41	Sam Darnold, vs. MIA 9/16	55	Aaron Rodgers, vs. GB 12/23
Passes Completed	25	Sam Darnold, vs. MIA 9/16	37	Aaron Rodgers, vs. GB 12/23
TD Passes	3	Sam Darnold, vs. DEN 10/7	4	Andrew Luck, vs. IND 10/14

RECEIVING:

Yards Receiving	123	Robby Anderson, vs. DEN 10/7	170	DeAndre Hopkins, vs. HST 12/15
Receptions	9	Jermaine Kearse, vs. IND 10/14	11	Devante Adams, vs. GB 12/23
Longest Reception	76t	Robby Anderson, vs. DEN 10/7	70t	Tarik Cohen, at CHI 10/28
Longest TD Pass	76t	Robby Anderson, vs. DEN 10/7	70t	Tarik Cohen, at CHI 10/28

SPECIAL TEAMS • DEFENSE:

Longest Kick Return	99t	Andre Roberts, vs. GB 12/23	35	Darius Jennings, at TEN 12/2
Longest Punt	67	Lachlan Edwards, at TEN 12/2	66	Matt Wile, vs. MIN 10/21
Longest Punt Return	78t	Andre Roberts, at DET 9/10	22	Jakeem Grant, vs. MIA 9/16
Longest Field Goal	56	Jason Myers, at MIA 11/4	54	twice, last Stephen Hauschka, vs. BUF 11/11
Longest FG Att.	56	Jason Myers, at MIA 11/4	55	Matt Prater, at DET 9/10
Most Tackles	16	Avery Williamson, vs. BUF 11/11	13	twice, last Patrick Chung, vs. NE 11/25
QB Sacks	3.0	Henry Anderson vs. HST 12/15	2.0	4X, last J.J. Watt, vs. HST 12/15
Pass Intercepted	2	twice, last Trumaine Johnson, at BUF 12/9	1	19 Tied



SUPPLEMENTAL STATS

TAKEAWAY-GIVEAWAY

TAKEAWAYS: 20 resulting in 6 TD, 7 FG, 0 MFG, 2 Punt, 0 Blk Punt, 1 INT, 1 Fumbles, 0 Half, 2 Game, 1 Downs = **62 Points**

GIVEAWAYS: 27 resulting in 8 TD, 7 FG, 1 MFG, 8 Punt, 0 Blk Punt, 0 INT, 0 Fumbles, 0 Half, 3 Game, 0 Downs = **77 Points**

GAME-BY-GAME TAKEAWAYS/GIVEAWAYS

DATE	OPP.	TAKEAWAYS			GIVEAWAYS			Differential	W/L
		INT	Fumbles	Total	INT	Fumbles	Total		
9/10	at DET	5	0	5	1	1	2	+3	W
9/16	vs. MIA	0	2	2	2	1	3	-1	L
9/20	at CLV	0	0	0	2	1	3	-3	L
9/30	at JAX	1	2	3	0	0	0	+3	L
10/7	vs. DEN	1	0	1	1	1	2	-1	W
10/14	vs. IND	3	1	4	1	1	2	+2	W
10/21	vs. MIN	0	0	0	3	1	4	-4	L
10/28	at CHI	0	0	0	0	0	0	0	L
11/4	at MIA	0	0	0	4	0	4	-4	L
11/11	vs. BUF	0	0	0	2	0	2	-2	L
11/25	vs. NE	0	0	0	1	0	1	-1	L
12/2	at TEN	1	0	0	1	0	0	0	L
12/9	at BUF	2	1	3	1	1	2	+1	W
12/15	vs. HST	0	0	0	0	1	1	-1	L
12/23	vs. GB	0	1	1	0	0	0	+1	L
TOTAL		13	7	20	19	8	27	-6	4-11

BIG RUSHING PLAYS

(Runs of 10 or more yards)

	NEW YORK JETS (35)	OPPONENTS (49)
at DET (9/10)	13..... Bilal Powell 14..... Isaiah Crowell 62..... Isaiah Crowell	
vs. MIA (9/16)	10..... Isaiah Crowell 12..... Isaiah Crowell	20..... Ryan Tannehill 11..... Kenyan Drake 20..... Kenyan Drake 14..... Ryan Tannehill
at CLV (9/20)	14..... Bilal Powell 21..... Bilal Powell	22..... Tyrod Taylor 22..... Carlos Hyde 11..... Carlos Hyde 11..... Carlos Hyde 10..... Carlos Hyde
at JAX (9/30)		23..... Blake Bortles 11..... Dede Westbrook 10..... T.J. Yeldon
vs. DEN (10/7)	15..... Isaiah Crowell 15..... Bilal Powell 77..... Isaiah Crowell 54..... Isaiah Crowell 16..... Bilal Powell 36..... Isaiah Crowell 38..... Bilal Powell	29..... Phillip Lindsey 12..... Phillip Lindsey 24..... Royce Freeman
vs. IND (10/14)	16..... Bilal Powell 21..... Isaiah Crowell	14..... Marlon Mack 25..... Marlon Mack
vs. MIN (10/21)	11..... Bilal Powell 10..... Isaiah Crowell 10..... Sam Darnold 13..... Sam Darnold	11..... Latavius Murray 23..... Roc Thomas 38..... Latavius Murray 13..... Mitchell Trubisky 21..... Tarki Cohen 12..... Mitchell Trubisky 24..... Jordan Howard

BIG RUSHING PLAYS (cont.) (Runs of 10 or more yards)

	NEW YORK JETS (35)	OPPONENTS (49)
at MIA (11/4)	14.....Elijah McGuire	28..... LeSean McCoy
vs. BUF (11/11)	12.....Isaiah Crowell	12.....Isaiah McKenzie
	13.....Elijah McGuire	23.....LeSean McCoy
	21.....Trenton Cannon	17.....Marcus Murphy
	18.....Isaiah Crowell	15.....Isaiah McKenzie
vs. NE (11/25)	12.....Isaiah Crowell	13.....James White
	10.....Josh McCown	12.....Sony Michel
	12.....Josh McCown	31.....Sony Michel
		27.....James White
		33.....Sony Michel
at TEN (12/2)	16.....Isaiah Crowell	24.....Sony Michel
	27.....Isaiah Crowell	11.....Dion Lewis
	18.....Andre Roberts	12.....Corey Davis
at BUF (12/9)	34.....Elijah McGuire	14.....Marcus Mariota
		12.....Derrick Henry
vs. HST (12/15)	10.....Sam Darnold	11.....Derrick Henry
	14.....Elijah McGuire	11.....Marcus Mariota
	14.....Sam Darnold	25.....Marcus Mariota
vs. GB (12/23)	10.....Elijah McGuire	31.....Josh Allen
		15.....Isaiah McKenzie
		21.....Josh Allen
		15.....Chris Ivory
		13.....Josh Allen
		12.....Josh Allen
		24.....Deshaun Watson
		19.....Jamaal Williams
		13.....Jamaal Williams
		15.....Jamaal Williams
		23.....Aaron Rodgers

Bold indicates TD

BIG PASSING PLAYS (Plays of 20 or more yards)

	NEW YORK JETS (40)	OPPONENTS (56)
at DET (9/10)	41.....Robby Anderson	25.....Kenny Golladay
	20.....Terrelle Pryor	26.....Golden Tate
vs. MIA (9/16)	20.....Quincy Enunwa	26.....Kenny Golladay
	44.....Terrelle Pryor	24.....Golden Tate
	28.....Bilal Powell	28.....Marvin Jones, Jr.
	21.....Quincy Enunwa	29.....Albert Wilson
at CLV (9/20)	23.....Bilal Powell	
at JAX (9/30)	25.....Terrelle Pryor	29.....Jarvis Landry
	42.....Quincy Enunwa	21.....Austin Seferian-Jenkins
		20.....Dede Westbrook
		27.....Dede Westbrook
		31.....T.J. Yeldon
		24.....Dede Westbrook
		67.....Donte Moncrief
		20.....Dede Westbrook



SUPPLEMENTAL STATS

BIG PASSING PLAYS

(Plays of 20 or more yards)

	NEW YORK JETS (40)	OPPONENTS (56)
vs. DEN (10/7)	76 Robby Anderson 35 Robby Anderson 20 Terrelle Pryor	31..... Demaryius Thomas 24..... DaeSean Hamilton 42 Demaryius Thomas 22..... Devontae Booker 34..... Mo Alie-Cox 34 Marcus Johnson 21..... Chester Rogers
vs. IND (10/14)	24..... Chris Herndon 22..... Terrelle Pryor 22..... Jermaine Kearse 32 Chris Herndon 21..... Jermaine Kearse 35..... Trenton Cannon 25..... Robby Anderson 21..... Isaiah Crowell 20..... Andre Roberts 29..... Deontay Burnett	34 Adam Thielen 23..... Ben Zylstra 21..... Adam Thielen 34 Adrick Robinson 70..... Tarik Cohen 23..... Anthony Miller 26..... Danny Amendola
vs. MIN (10/21)		
at CHI (10/28)		
at MIA (11/4)	28..... Chris Herndon 20..... Elijah McGuire 23..... Quincy Enunwa 21..... Chris Herndon 22..... Chris Herndon	47..... Robert Foster 22..... Andre Holmes 43..... Robert Foster
vs. BUF (11/11)		
s. NE (11/25)	41..... Quincy Enunwa 21..... Chris Herndon	36..... Julian Edelman 23..... Josh Gordon 20..... Chris Hogan 34 Rob Gronkowski 27..... Chris Hogan 21 Julian Edelman 22..... Corey Davis 28..... Tajae Sharpe 20..... Tajae Sharpe 44..... Tawan Taylor 55..... Tawan Taylor 25..... Anthony Firkser 38..... Robert Foster
at TEN (12/2)	20..... Chris Herndon	
at BUF (12/9)	25..... Robby Anderson 37..... Robby Anderson 26..... Robby Anderson 20..... Robby Anderson 25..... Chris Herndon	27..... DeAndre Hopkins 45 DeAndre Hopkins 27..... Demaryius Thomas 50..... DeAndre Carter 20..... DeAndre Hopkins 20..... Demaryius Thomas 49 Jake Kumerow 34..... Equanimeous St. Brown 20..... Lance Kendricks 42..... Marquez Valdes-Scantling 24..... Equanimeous St. Brown 26..... Jamaal Williams
vs. HST (12/15)		
vs. GB (12/23)	26..... Chris Herndon 33 Robby Anderson 29..... Jermaine Kearse 20 Elijah McGuire 20..... Robby Anderson	Bold indicates TD

SUPPLEMENTAL STATS



OFFENSIVE DRIVE ENGINEERING

	Drives	TDs	FGs	MFGs	Blk FGs	Punt	Blk Punt	Fumb	INTs	Downs	Sfty	Half	Game	End Reg	Points
Jets	188	30	32	3	0	77	0	8	19	7	1	7	5	0	302
Opp.	192	42	22	5	1	74	1	7	13	3	0	4	9	1	389

GOAL-TO-GO SITUATIONS

	Drives	TDs	FGs	MFGs	Blk FGs	Punt	Blk Punt	Fumb	INTs	Downs	Sfty	Half	Game	End Reg	Points
Jets	16	11	3	1	0	0	0	0	0	1	0	0	0	0	60
Opp.	27	15	11	0	0	0	0	0	1	0	0	0	0	0	131

LONGEST DRIVES

NEW YORK JETS	PLAYS	YARDS	TIME
	15, at TEN 12/2 (FG)	93, vs. DEN 10/7 (TD)	8:25, at CHI 10/28 (FG)
OPPONENT	PLAYS	YARDS	TIME
	15, 3X last vs. NE 11/25 (FG)	90, vs. GB 12/23 (TD)	8:38, at JAX 9/30 (FG)

LONGEST SCORING DRIVES

NEW YORK JETS	PLAYS	YARDS	TIME
(FG)	15, at TEN 12/2	69, vs. IND 10/14	8:25, at CHI 10/28
(TD)	15, vs. HST 12/15	93, vs. DEN 10/7	7:33, vs. HST 12/15
OPPONENT	PLAYS	YARDS	TIME
(FG)	15, 3X last vs. NE 11/25	80, at JAX 9/30	8:38, at JAX 9/30
(TD)	15, at CLV 9/20	90, vs. GB 12/23	6:52, at CLV 9/20

NEW YORK JETS RED ZONE POSSESSIONS

Opp.	Drives	Scores	Score%	TD	TD%	FG	INT	FUM	Blk FG	Miss FG	DWN	Half	Game	Points
at DET (9/10)	4	3	75.0%	1	25.0%	2	0	0	0	0	1	0	0	13
vs. MIA (9/16)	2	0	0.0%	0	0.0%	0	1	0	0	0	0	1	0	0
at CLV (9/20)	3	3	100.0%	2	66.7%	1	0	0	0	0	0	0	0	17
at JAX (9/30)	2	2	100.0%	1	50.0%	1	0	0	0	0	0	0	0	9
vs. DEN (10/7)	3	2	66.7%	1	50.0%	1	0	0	0	1	0	0	0	10
vs. IND (10/14)	6	6	100.0%	1	16.7%	5	0	0	0	0	0	0	0	22
vs. MIN (10/21)	3	2	66.7%	2	66.7%	0	0	0	0	0	1	0	0	14
at CHI (10/28)	1	1	100.0%	1	100.0%	0	0	0	0	0	0	0	0	7
at MIA (11/4)	0	0	-	0	-	0	0	0	0	0	0	0	0	0
vs. BUF (11/11)	1	1	100.0%	1	100.0%	0	0	0	0	0	0	0	0	7
vs. NE (11/25)	2	1	50.0%	1	50.0%	0	0	0	0	0	1	0	0	7
at TEN (12/2)	3	3	100.0%	0	0.0%	3	0	0	0	0	0	0	0	9
at BUF (12/9)	4	4	100.0%	3	75.0%	1	0	0	0	0	0	0	0	24
vs. HST (12/15)	4	4	100.0%	3	75.0%	1	0	0	0	0	0	0	0	22
vs. GB (12/23)	5	4	80.0%	3	60.0%	1	0	0	0	1	0	0	0	24
Totals	43	36	83.7%	20	46.5%	16	1	0	0	2	3	1	0	185



SUPPLEMENTAL STATS

OPPOSING RED ZONE POSSESSIONS

Opp.	Drives	Scores	Score%	TD	TD%	FG	INT	FUM	Blk FG	Miss FG	DWN	Half	Game	Points
at DET (9/10)	2	1	50.0%	0	0.0%	1	0	0	0	0	1	0	0	3
vs. MIA (9/16)	3	2	66.7%	2	66.7%	0	0	0	0	0	1	0	0	13
at CLV (9/20)	3	3	100.0%	2	66.7%	1	0	0	0	0	0	0	0	18
at JAX (9/30)	3	3	100.0%	1	33.3%	2	0	0	0	0	0	0	0	13
vs. DEN (10/7)	4	2	50.0%	1	25.0%	1	1	0	0	0	1	0	0	10
vs. IND (10/14)	5	5	100.0%	3	60.0%	2	0	0	0	0	0	0	0	27
vs. MIN (10/21)	3	3	100.0%	1	33.3%	2	0	0	0	0	0	0	0	13
at CHI (10/28)	3	3	100.0%	2	66.7%	1	0	0	0	0	0	0	0	17
at MIA (11/4)	1	1	100.0%	0	0.0%	1	0	0	0	0	0	0	0	3
vs. BUF (11/11)	5	5	100.0%	4	80.0%	1	0	0	0	0	0	0	0	31
vs. NE (11/25)	3	3	100.0%	1	33.3%	2	0	0	0	0	0	0	0	13
at TEN (12/2)	5	5	100.0%	3	60.0%	2	0	0	0	0	0	0	0	26
at BUF (12/9)	5	5	100.0%	2	40.0%	3	0	0	0	0	0	0	0	23
vs. HST (12/15)	4	4	100.0%	1	25.0%	3	0	0	0	0	0	0	0	16
vs. GB (12/23)	5	5	100.0%	4	80.0%	1	0	0	0	0	0	0	0	31
Totals	54	50	92.6%	27	50.0%	23	1	0	0	0	3	0	0	266

SCORING BY QUARTER

Date	Opp.	W/L	NEW YORK JETS						OPPONENTS					
			1st	2nd	3rd	4th	OT	Total	1st	2nd	3rd	4th	OT	Total
9/10	at DET	W	7	10	31	0	0	48	7	3	7	0	0	17
9/16	vs. MIA	L	0	0	6	6	0	12	7	13	0	0	0	20
9/20	at CLV	L	0	14	0	3	0	17	0	3	11	7	0	21
9/30	at JAX	L	0	0	3	9	0	12	3	13	9	6	0	31
10/7	vs. DEN	W	0	21	3	10	0	34	7	3	0	6	0	16
10/14	vs. IND	W	10	13	10	9	0	42	7	6	7	14	0	34
10/21	vs. MIN	L	7	0	3	7	0	17	7	3	10	17	0	37
10/28	at CHI	L	0	3	0	7	0	10	7	0	7	10	0	24
11/4	at MIA	L	0	3	0	3	0	6	0	6	0	7	0	13
11/11	vs. BUF	L	0	3	7	0	0	10	14	17	7	3	0	41
11/25	vs. NE	L	7	3	3	0	0	13	7	3	10	7	0	27
12/2	at TEN	L	10	6	6	0	0	22	0	6	7	13	0	26
12/9	at BUF	W	3	10	0	14	0	27	14	3	3	3	0	23
12/15	vs. HST	L	3	6	6	7	0	22	3	13	0	13	0	29
12/23	vs. GB	L	7	14	14	3	0	38	0	17	3	18	6	44
Totals		4-11	54	106	92	73	0	330	83	109	81	124	6	403

SUPPLEMENTAL STATS



2018 BALL POSSESSION AND DRIVE CHART

NEW YORK JETS 48 at DETROIT LIONS 17 (09/10/18)

NEW YORK JETS								DETROIT LIONS							
Possession: 33:07								Possession: 26:53							
Average Start: NYJ 41								Average Start: DET 26							
Begin	Time	Plays	Yards	Pen	Net	Last	Result	Begin	Time	Plays	Yards	Pen	Net	Last	Result
15:00	0:20	1	0	0	0	NYJ 25	INT	8:36	1:42	3	-2	12	10	DET 20	Punt
14:40	6:04	10	37	0	37	50	Punt	4:20	0:15	3	0	0	0	DET 25	INT
6:54	4:20	5	32	0	32	*DET 6	TD								
4:05	4:08	8	32	0	32	*DET 17	FG	14:57	2:59	6	47	0	47	NYJ 28	INT
9:24	4:04	6	15	0	15	DET 40	Punt	11:58	2:34	4	1	-5	-4	NYJ 37	Miss FG
3:13	1:22	3	54	-5	49	DET 41	TD	5:20	3:13	5	14	0	14	DET 20	Punt
0:11	0:11	1	-1	0	-1	NYJ 25	Half	1:51	1:40	10	60	12	72	*NYJ 3	FG
13:10	3:34	6	70	5	75	DET 21	TD	15:00	1:50	4	80	-5	75	NYJ 24	TD
6:47	1:32	4	4	0	4	*DET 14	FG	9:36	1:29	3	9	0	9	DET 34	INT
1:46	0:52	2	66	0	66	NYJ 38	TD	8:07	1:07	3	1	0	1	DET 26	Punt
								7:00	0:13	2	0	0	0	DET 25	INT
								5:15	3:29	7	44	5	49	NYJ 26	Miss FG
10:47	2:32	3	8	0	8	NYJ 9	Punt	0:54	5:07	13	66	0	66	*NYJ 9	Downs
6:31	5:54	12	32	-5	27	*DET 12	Downs	8:15	1:44	6	20	0	20	NYJ 35	INT
								0:37	0:37	1	-1	0	-1	DET 13	Game

*Redzone Possession | **Bold = Scoring Drive**

NEW YORK JETS 12 vs. MIAMI DOLPHINS 20 (09/16/18)

NEW YORK JETS								MIAMI DOLPHINS							
Possession: 31:35								Possession: 28:25							
Average Start: NYJ 24								Average Start: MIA 34							
Begin	Time	Plays	Yards	Pen	Net	Last	Result	Begin	Time	Plays	Yards	Pen	Net	Last	Result
12:24	3:15	5	15	-5	10	NYJ 14	Punt	15:00	2:36	4	23	0	23	MIA 48	Punt
6:46	4:05	7	24	5	29	NYJ 39	INT	9:09	2:23	3	-13	0	-13	MIA 27	Punt
								2:41	1:29	3	15	0	15	*NYJ 6	TD
1:12	2:02	3	-3	0	-3	NYJ 22	Punt	14:10	1:24	3	6	0	6	MIA 46	Punt
12:46	1:45	4	24	0	24	NYJ 41	Punt	11:01	3:42	7	30	0	30	MIA 48	Punt
7:19	2:23	4	38	0	38	NYJ 39	Fumble	4:56	0:46	2	34	15	49	NYJ 29	TD
4:10	1:41	3	-7	0	-7	NYJ 18	Punt	2:29	1:47	8	57	5	62	*NYJ 19	TD
0:42	0:42	5	74	0	74	*MIA 14	Half								
15:00	3:09	7	75	0	75	MIA 28	TD	11:51	0:13	1	-17	0	-17	MIA 29	Fumble
11:38	0:05	1	0	0	0	*MIA 12	INT	11:33	3:07	6	25	0	25	MIA 45	Punt
8:26	3:09	5	30	0	30	NYJ 37	Punt	5:17	3:57	6	37	5	42	NYJ 39	Fumble
1:20	6:14	11	27	-5	22	MIA 37	FG	10:06	1:05	3	0	0	0	MIA 25	Punt
9:01	3:05	10	63	0	63	MIA 23	FG	5:56	5:56	12	58	0	58	*NYJ 16	Game

*Redzone Possession | **Bold = Scoring Drive**



SUPPLEMENTAL STATS

2018 BALL POSSESSION AND DRIVE CHART (continued)

NEW YORK JETS 17 at CLEVELAND BROWNS 21 (09/20/18)

NEW YORK JETS									CLEVELAND								
Possession: 29:08									Possession: 30:52								
Average Start: NYJ 23									Average Start: CLV 33								
Begin	Time	Plays	Yards	Pen	Net	Last	Result		Begin	Time	Plays	Yards	Pen	Net	Last	Result	
14:05	1:41	3	-4	0	-4	NYJ 25	Punt		15:00	0:55	3	2	0	2	CLV 27	Punt	
10:42	1:31	3	3	0	3	NYJ 4	Punt		12:24	1:42	6	26	0	26	NYJ 48	Punt	
7:18	2:46	5	15	0	15	NYJ 26	Punt		9:11	1:53	3	-2	0	-2	NYJ 41	Punt	
									4:32	2:19	4	25	0	25	CLV 31	Punt	
2:13	2:17	5	28	0	28	*CLV 7	TD		14:56	1:25	3	-5	0	-5	CLV 20	Punt	
13:31	5:37	10	63	0	63	*CLV 2	TD		7:54	5:09	11	28	5	33	NYJ 41	Punt	
2:45	1:03	3	-3	0	-3	NYJ 6	Punt		1:42	1:19	6	39	0	39	NYJ 27	FG	
0:23	0:18	3	7	0	7	NYJ 47	Punt		0:05	0:05	1	-1	0	-1	CLV 19	Half	
15:00	2:35	6	13	0	13	NYJ 38	Punt		12:25	4:50	9	50	0	50	NYJ 45	Punt	
7:35	1:16	2	24	-10	14	NYJ 9	Fumble		6:19	0:58	4	0	0	0	*NYJ 8	FG	
5:21	1:50	4	17	0	17	NYJ 27	Punt		3:31	2:49	7	69	0	69	*NYJ 1	TD	
0:42	6:46	12	65	0	65	*CLV 10	FG		8:56	6:52	15	85	-10	75	*NYJ 1	TD	
2:04	0:43	5	17	-5	12	NYJ 37	INT		1:21	0:25	3	8	0	8	NYJ 35	Punt	
0:56	0:45	3	23	0	23	NYJ 29	INT		0:11	0:11	1	-1	0	-1	CLV 34	Game	

*Redzone Possession | **Bold = Scoring Drive**

NEW YORK JETS 12 at JACKSONVILLE JAGUARS 31 (09/30/18)

NEW YORK JETS									JACKSONVILLE								
Possession: 22:25									Possession: 37:35								
Average Start: NYJ 30									Average Start: JAX 27								
Begin	Time	Plays	Yards	Pen	Net	Last	Result		Begin	Time	Plays	Yards	Pen	Net	Last	Result	
15:00	2:41	4	17	10	27	JAX 48	Punt		12:19	8:38	15	90	-10	80	*NYJ 14	FG	
3:41	2:17	3	7	0	7	NYJ 16	Punt										
9:25	4:39	6	28	-10	18	NYJ 40	Punt		1:24	6:59	12	73	0	73	*NYJ 4	FG	
1:47	0:47	5	27	5	32	JAX 49	Downs		4:46	2:59	7	78	0	78	NYJ 31	TD	
0:29	0:29	4	7	0	7	NYJ 36	Half		1:00	0:31	5	29	0	29	NYJ 36	FG	
12:27	0:05	1	-2	0	-2	NYJ 2	Safety		15:00	2:33	4	19	0	19	JAX 44	Punt	
9:14	1:30	3	9	0	9	NYJ 42	Punt		12:22	3:08	5	19	-5	14	JAX 36	Punt	
6:58	2:00	7	14	0	14	*JAX 9	FG		7:44	0:46	3	3	-5	-2	JAX 18	INT	
3:40	1:37	3	-7	0	-7	NYJ 18	Punt		4:58	1:18	3	75	0	75	JAX 33	TD	
									2:03	1:30	4	4	5	9	JAX 47	Punt	
0:33	2:40	7	55	-5	50	JAX 20	FG		12:53	0:09	1	4	0	4	JAX 25	Fumble	
12:44	1:26	3	5	0	5	*JAX 2	TD		11:18	2:00	3	9	0	9	JAX 41	Punt	
9:18	0:28	3	0	0	0	NYJ 14	Punt		8:50	3:07	6	43	0	43	NYJ 23	Fumble	
5:43	1:21	3	12	-8	4	NYJ 20	Punt		4:22	3:57	9	55	10	65	*NYJ 1	TD	
0:25	0:25	1	6	0	6	NYJ 25	Game										

*Redzone Possession | **Bold = Scoring Drive**

SUPPLEMENTAL STATS



2018 BALL POSSESSION AND DRIVE CHART (continued)

NEW YORK JETS 34 vs. DENVER BRONCOS 16 (10/07/18)

NEW YORK JETS								DENVER							
Possession: 28:54								Possession: 31:06							
Average Start: NYJ 29								Average Start: DEN 26							
Begin	Time	Plays	Yards	Pen	Net	Last	Result	Begin	Time	Plays	Yards	Pen	Net	Last	Result
11:24	0:50	2	3	0	3	NYJ 19	Fumble	15:00	3:36	7	44	0	44	NYJ 46	Punt
9:19	6:11	13	63	0	63	*DEN 12	Miss FG	10:34	1:15	3	20	0	20	*NYJ 8	TD
13:59	0:12	1	77	0	77	NYJ 23	TD	3:08	4:09	6	42	-5	37	NYJ 43	Punt
11:36	0:50	3	77	0	77	NYJ 24	TD	13:47	2:11	4	7	0	7	DEN 32	Punt
9:06	1:04	3	3	0	3	NYJ 44	Punt	10:46	1:40	3	-8	0	-8	DEN 17	Punt
3:58	2:45	8	70	5	75	DEN 35	TD	8:02	4:04	11	79	-5	74	*NYJ 12	FG
0:19	0:19	1	-1	0	-1	NYJ 4	Half	1:13	0:54	4	6	15	21	DEN 46	Punt
15:00	1:33	4	53	0	53	DEN 35	INT	13:27	2:01	4	10	0	10	NYJ 49	Punt
11:26	6:34	13	64	-10	54	DEN 31	FG	4:52	2:18	3	15	-10	5	DEN 30	Punt
2:34	1:36	3	9	0	0	NYJ 49	Punt	0:58	0:58	3	0	0	0	DEN 5	Punt
15:00	2:01	4	-1	0	-1	*DEN 12	FG	12:59	3:54	10	69	0	69	*NYJ 6	Downs
9:05	3:55	6	93	0	93	*DEN 20	TD	5:10	1:52	7	75	0	75	NYJ 42	TD
3:18	1:04	3	2	0	2	DEN 45	Punt	2:14	2:14	8	77	0	77	*NYJ 3	INT

*Redzone Possession | **Bold** = Scoring Drive

NEW YORK JETS 42 vs. INDIANAPOLIS COLTS 34 (10/14/18)

NEW YORK JETS								INDIANAPOLIS							
Possession: 37:02								Possession: 22:58							
Average Start: NYJ 40								Average Start: IND 33							
Begin	Time	Plays	Yards	Pen	Net	Last	Result	Begin	Time	Plays	Yards	Pen	Net	Last	Result
12:16	7:43	13	69	0	69	*IND 12	FG	15:00	0:12	2	0	0	0	IND 25	INT
2:20	1:33	3	6	0	6	NYJ 33	INT	14:48	2:32	5	85	-10	75	NYJ 34	TD
								4:33	2:13	3	7	-5	2	IND 31	Punt
13:25	0:10	1	9	0	9	NYJ 25	Fumble	0:47	2:22	8	27	5	32	*NYJ 3	FG
11:24	2:45	3	17	-8	9	NYJ 22	Punt	13:15	1:51	6	28	0	28	*NYJ 13	FG
7:22	4:47	8	43	0	43	*IND 7	TD	8:39	1:17	3	8	0	8	IND 44	Fumble
1:54	0:29	4	-3	-5	-8	IND 30	FG	2:35	0:41	2	12	0	12	IND 37	INT
0:42	0:42	6	58	0	58	*IND 14	FG	1:25	0:43	3	2	0	2	IND 27	Punt
15:00	2:57	5	72	0	72	IND 32	TD	12:03	3:19	6	80	-5	75	*NYJ 18	TD
8:44	4:51	9	56	0	56	*IND 19	FG								
14:52	5:12	10	33	15	48	IND 27	FG	3:53	4:01	13	79	-4	75	*NYJ 2	TD
7:59	2:04	4	6	0	6	*IND 19	FG	9:40	1:14	5	31	-11	20	IND 45	INT
5:17	1:58	6	9	-5	4	*IND 27	FG	5:55	0:38	4	6	0	6	IND 31	Downs
1:51	1:51	3	-3	0	-3	IND 45	END	3:19	1:28	8	63	0	63	*NYJ 17	TD

*Redzone Possession | **Bold** = Scoring Drive



SUPPLEMENTAL STATS

2018 BALL POSSESSION AND DRIVE CHART (continued)

NEW YORK JETS 17 vs. MINNESOTA VIKINGS 37 (10/21/18)

NEW YORK JETS Possession: 27:49 Average Start: NYJ 31									MINNESOTA Possession: 32:11 Average Start: MIN 29								
Begin	Time	Plays	Yards	Pen	Net	Last	Result		Begin	Time	Plays	Yards	Pen	Net	Last	Result	
13:22	2:55	5	19	0	19	NYJ 32	Punt		15:00	1:38	4	53	15	68	NYJ 34	TD	
8:03	1:03	3	3	0	3	NYJ 39	Punt		10:27	2:24	3	-19	-5	-24	MIN 1	Punt	
4:27	3:26	6	86	0	86	*MIN 12	TD		7:00	2:33	5	31	0	31	MIN 45	Punt	
14:42	1:39	3	5	0	5	NYJ 12	Punt		1:01	1:19	3	7	0	7	MIN 40	Punt	
10:13	1:16	3	-1	0	-1	NYJ 30	Punt		13:03	2:50	8	29	-2	27	*NYJ 8	FG	
7:56	0:50	2	2	0	2	NYJ 45	Fumble		8:57	1:01	3	-4	0	-4	MIN 16	Punt	
5:36	0:50	3	2	0	2	NYJ 18	Punt		7:06	1:30	3	1	0	1	NYJ 43	Punt	
3:40	1:59	3	-8	-10	-18	NYJ 2	Punt		4:46	1:06	3	2	0	2	MIN 35	Punt	
0:42	0:42	2	-7	0	-7	NYJ 32	Half		1:41	0:59	4	6	0	6	NYJ 24	Miss FG	
15:00	1:39	4	13	0	13	NYJ 38	Punt		13:21	5:06	9	74	-10	64	*NYJ 11	TD	
8:15	0:20	1	0	0	0	NYJ 33	INT		7:55	2:06	4	5	0	5	*NYJ 4	FG	
5:49	3:10	7	9	0	9	MIN 37	FG		2:39	1:46	3	1	0	1	MIN 26	Punt	
0:53	1:07	3	-1	0	-1	NYJ 7	Punt		14:46	1:08	2	61	-10	51	NYJ 38	TD	
13:38	3:11	9	59	0	59	*MIN 1	TD		10:27	1:39	3	-5	0	-5	MIN 20	Punt	
8:48	0:15	2	0	0	0	NYJ 43	INT		8:33	3:17	7	61	0	61	NYJ 34	TD	
5:16	0:47	3	10	0	10	NYJ 35	INT		4:29	1:07	4	7	-10	-3	NYJ 25	FG	
3:22	2:40	11	64	0	64	*MIN 23	Downs		0:42	0:42	1	-1	0	-1	MIN 12	Game	

*Redzone Possession | **Bold = Scoring Drive**

NEW YORK JETS 10 at CHICAGO BEARS 24 (10/28/18)

NEW YORK JETS Possession: 27:16 Average Start: NYJ 25									CHICAGO Possession: 32:44 Average Start: CHI 24								
Begin	Time	Plays	Yards	Pen	Net	Last	Result		Begin	Time	Plays	Yards	Pen	Net	Last	Result	
15:00	1:58	3	6	-5	1	NYJ 26	Punt		13:02	5:03	8	43	5	48	NYJ 22	Miss FG	
7:59	1:39	3	5	-5	0	NYJ 30	Punt		6:20	0:56	3	88	0	88	CHI 30	TD	
5:24	8:25	14	56	-5	51	CHI 24	FG		11:59	3:38	7	27	0	27	NYJ 48	Punt	
8:21	2:56	6	20	0	20	NYJ 33	Punt		5:25	1:06	3	0	0	0	CHI 35	Punt	
4:19	1:44	3	4	0	4	NYJ 28	Punt		2:35	2:11	6	16	0	16	CHI 45	Punt	
0:24	0:24	3	0	0	0	NYJ 20	Punt										
11:58	1:04	3	0	-5	-5	NYJ 15	Punt		15:00	3:02	5	27	0	27	NYJ 48	Punt	
7:13	1:45	3	6	0	6	NYJ 31	Punt		10:54	3:41	9	50	5	55	*NYJ 4	TD	
14:56	3:46	8	60	15	75	*CHI 16	TD		5:28	5:32	10	36	0	36	*NYJ 14	FG	
7:08	1:42	4	12	0	12	NYJ 25	Punt		11:10	4:02	8	79	0	79	*NYJ 2	TD	
1:53	1:53	5	37	-5	32	NYJ 47	Game		5:26	3:33	8	29	0	29	CHI 42	Punt	

*Redzone Possession | **Bold = Scoring Drive**

SUPPLEMENTAL STATS



2018 BALL POSSESSION AND DRIVE CHART (continued)

NEW YORK JETS 6 at MIAMI DOLPHINS 13 (11/04/18)

NEW YORK JETS									MIAMI								
Possession: 31:34									Possession: 28:26								
Average Start: NYJ 18									Average Start: MIA 32								
Begin	Time	Plays	Yards	Pen	Net	Last	Result		Begin	Time	Plays	Yards	Pen	Net	Last	Result	
13:01	2:09	3	8	0	8	NYJ 23	Punt		15:00	1:59	4	23	0	23	MIA 48	Punt	
6:57	2:10	3	8	0	8	NYJ 20	Punt		10:52	3:55	7	17	0	17	NYJ 48	Punt	
2:59	2:05	4	40	0	40	MIA 44	INT		4:47	1:48	3	7	-10	-3	MIA 36	Punt	
12:39	2:36	3	10	-5	5	NYJ 30	Punt		0:54	3:15	6	28	-10	18	NYJ 25	FG	
8:56	1:42	3	5	0	5	NYJ 19	Punt		10:03	1:07	3	9	0	9	MIA 36	Punt	
1:11	0:51	7	45	0	45	MIA 30	FG		7:14	6:03	14	51	0	51	*NYJ 9	FG	
									0:20	0:20	1	-1	0	-1	MIA 15	Half	
15:00	4:09	7	32	0	32	MIA 43	Punt		10:51	4:21	6	27	-5	22	MIA 30	Punt	
6:30	1:11	3	1	0	1	NYJ 21	Punt		5:19	2:00	3	-7	0	-7	MIA 34	Punt	
3:19	5:42	11	25	25	50	MIA 32	Miss FG		12:37	1:00	3	5	0	5	MIA 45	Punt	
11:37	0:49	2	1	0	1	NYJ 16	INT		5:57	1:36	3	9	0	9	MIA 34	Punt	
10:48	4:51	8	47	-10	37	MIA 38	FG		2:15	0:29	3	1	0	1	NYJ 49	Punt	
4:21	2:06	6	24	0	24	NYJ 42	INT		0:33	0:33	1	-1	0	-1	MIA 19	Game	
1:46	1:13	6	36	0	36	NYJ 47	INT										

*Redzone Possession | **Bold = Scoring Drive**

NEW YORK JETS 10 vs. BUFFALO BILLS 41 (11/11/18)

NEW YORK JETS									BUFFALO								
Possession: 20:38									Possession: 39:22								
Average Start: NYJ 28									Average Start: BUF 37								
Begin	Time	Plays	Yards	Pen	Net	Last	Result		Begin	Time	Plays	Yards	Pen	Net	Last	Result	
14:11	1:28	3	4	0	4	NYJ 29	Punt		15:00	0:49	2	75	0	75	NYJ 28	TD	
11:31	2:02	3	-2	0	-2	NYJ 42	Punt		12:43	1:12	4	6	-10	-4	BUF 25	Punt	
2:12	0:55	3	-1	0	-1	NYJ 24	Punt		9:29	7:17	14	73	0	73	*NYJ 11	TD	
13:52	1:00	3	8	0	8	NYJ 33	Punt		1:17	2:25	5	42	-5	37	NYJ 36	FG	
7:58	4:03	7	33	-10	23	BUF 47	INT		12:52	4:54	9	64	0	64	*NYJ 7	TD	
0:42	0:42	6	26	0	26	BUF 37	FG		3:55	3:13	7	54	0	54	*NYJ 1	TD	
15:00	2:07	6	11	0	11	NYJ 39	Punt		12:53	2:43	4	21	0	21	BUF 38	Punt	
10:10	3:38	7	73	0	73	*BUF 5	TD		6:32	5:59	12	75	-10	65	*NYJ 8	TD	
0:33	0:46	3	1	0	1	NYJ 30	Punt		14:47	2:07	3	1	0	1	BUF 41	Punt	
12:40	2:25	8	39	5	44	BUF 37	INT		10:15	1:32	3	1	0	1	BUF 47	Punt	
8:43	0:38	3	2	0	2	NYJ 22	Punt		8:05	5:21	9	35	0	35	*NYJ 13	FG	
2:44	0:54	4	5	0	5	NYJ 38	Downs		1:50	1:50	3	5	0	5	NYJ 32	Game	

*Redzone Possession | **Bold = Scoring Drive**



SUPPLEMENTAL STATS

2018 BALL POSSESSION AND DRIVE CHART (continued)

NEW YORK JETS 13 vs. NEW ENGLAND PATRIOTS 27 (11/25/18)

NEW YORK JETS								NEW ENGLAND							
				Possession: 25:34				Average Start: NYJ 27				Possession: 34:26			
												Average Start: NE 17			
Begin	Time	Plays	Yards	Pen	Net	Last	Result	Begin	Time	Plays	Yards	Pen	Net	Last	Result
15:00	3:32	7	30	-10	20	NYJ 45	Punt	11:28	3:21	7	47	0	47	NYJ 40	Punt
8:07	4:05	9	65	15	80	*NE 16	TD	4:02	2:51	5	85	-10	75	NYJ 34	TD
1:11	2:09	4	24	0	24	NE 42	Punt	14:02	5:05	8	47	-25	22	NE 32	Punt
8:57	1:32	3	15	-10	5	NYJ 22	Punt	7:25	4:58	11	59	-5	54	*NYJ 16	FG
2:27	0:35	2	41	0	41	NE 41	Int	1:52	1:01	3	8	0	8	NE 10	Punt
0:51	0:48	5	20	0	20	NE 37	FG	0:03	0:03	0	0	0	0		Half
8:34	4:00	12	50	5	55	NE 20	FG	15:00	6:26	15	76	-15	61	*NYJ 14	FG
								4:00	2:08	4	75	0	75	NYJ 21	TD
1:52	3:29	6	32	-10	22	NYJ 47	Punt	13:23	4:29	10	73	7	80	*NYJ 1	TD
8:54	1:27	3	4	0	4	NYJ 29	Punt	7:27	2:12	3	2	0	2	NE 16	Punt
5:15	3:23	13	57	0	57	*NE 4	Downs	1:52	1:52	3	26	5	31	NE 36	Game

*Redzone Possession | **Bold = Scoring Drive**

NEW YORK JETS 22 at TENNESSEE TITANS 26 (12/02/18)

NEW YORK JETS								TENNESSEE							
				Possession: 33:22				Average Start: NYJ 32				Possession: 26:38			
												Average Start: TEN 25			
Begin	Time	Plays	Yards	Pen	Net	Last	Result	Begin	Time	Plays	Yards	Pen	Net	Last	Result
13:18	3:43	8	35	-10	25	TEN 36	FG	15:00	1:42	3	1	-5	-4	TEN 21	Punt
								9:35	1:36	3	6	0	6	TEN 31	INT
								7:59	4:27	5	22	-15	7	TEN 32	Punt
3:32	6:51	14	74	-15	59	*TEN 16	FG	11:41	3:20	6	30	-5	25	50	Punt
8:21	2:04	3	8	0	8	NYJ 28	Punt	6:17	1:15	3	5	-15	-10	TEN 26 Blk	Punt
5:02	2:11	4	3	-10	-7	*TEN 25	FG	2:51	1:54	6	62	6	68	*NYJ 12	TD
0:57	0:57	2	7	-10	-3	NYJ 18	Half								
15:00	1:13	3	2	0	2	TEN 40	Punt	13:47	0:40	3	4	0	4	TEN 24	Punt
13:07	2:28	6	39	0	39	*TEN 21	FG	10:39	2:255	6	75	0	75	*NYJ 1	TD
7:44	7:18	15	65	-10	55	TEN 21	FG								
14:38	1:01	3	2	0	2	NYJ 12	Punt	0:26	0:48	4	25	0	25	50	Punt
9:29	2:07	3	4	0	4	NYJ 29	Punt	13:37	4:08	8	53	5	58	*NYJ 6	FG
5:39	1:46	3	8	0	8	NYJ 33	Punt	7:22	1:43	5	50	0	50	*NYJ 15	FG
3:13	1:27	4	13	5	18	NYJ 40	Punt	3:53	0:40	3	5	0	5	TEN 25	Punt
0:36	0:16	2	20	0	20	NYJ 45	INT	1:46	1:10	6	66	20	86	*NYJ 11	TD
								0:20	0:20	1	-1	0	-1	TEN 11	Game

*Redzone Possession | **Bold = Scoring Drive**

SUPPLEMENTAL STATS



2018 BALL POSSESSION AND DRIVE CHART (continued)

NEW YORK JETS 27 at BUFFALO BILLS 23 (12/09/18)

NEW YORK JETS Possession: 26:13 Average Start: NYJ 47									BUFFALO Possession: 33:47 Average Start: BUF 27								
Begin	Time	Plays	Yards	Pen	Net	Last	Result		Begin	Time	Plays	Yards	Pen	Net	Last	Result	
9:12	2:27	3	14	-5	9	NYJ 23	Punt		15:00	5:48	11	77	-4	73	*NYJ 6	TD	
5:54	1:20	4	3	0	3	BUF 29	FG		6:45	0:51	3	4	0	4	BUF 29	Fumble	
									4:34	3:27	7	42	33	75	*NYJ 15	TD	
1:07	4:57	10	43	0	43	*BUF 3	FG		11:10	3:56	8	58	0	58	*NYJ 13	FG	
7:14	0:43	1	4	4	8	*BUF 8	TD		6:31	1:44	2	1	-10	-9	BUF 16	INT	
4:47	1:35	3	4	0	4	BUF 41	Punt		3:12	3:12	12	48	12	60	NYJ 31 Block FG		
15:00	0:09	-	-	-	-	-	Fumble		14:51	1:29	4	2	0	2	*NYJ 11	FG	
13:22	5:14	9	32	0	32	BUF 33	INT		8:08	5:00	9	31	0	31	BUF 45	Punt	
3:08	6:02	11	85	0	85	*BUF 7	TD		12:06	4:17	9	43	5	48	NYJ 36	Miss FG	
7:49	1:33	3	4	0	4	NYJ 48	Punt		6:16	3:45	9	62	0	62	*NYJ 18	FG	
2:31	1:14	9	61	0	61	*BUF 1	TD		1:17	0:18	2	0	0	0	BUF 22	INT	
0:59	0:59	2	-2	0	-2	BUF 46	Game										

*Redzone Possession | **Bold = Scoring Drive**

NEW YORK JETS 22 vs. HOUSTON TEXANS 29 (12/15/18)

NEW YORK JETS Possession: 35:04 Average Start: NYJ 24									HOUSTON Possession: 24:56 Average Start: HST 25								
Begin	Time	Plays	Yards	Pen	Net	Last	Result		Begin	Time	Plays	Yards	Pen	Net	Last	Result	
15:00	2:06	3	-12	0	-12	NYJ 13	Punt		12:54	3:31	8	37	0	37	*NYJ 22	FG	
9:23	7:22	13	52	15	67	*HST 8	FG										
12:51	3:57	8	40	-20	20	NYJ 45	Fumble		2:01	4:10	10	55	5	60	*NYJ 14	FG	
8:14	1:34	3	5	0	5	NYJ 30	Punt		8:54	0:40	2	46	0	46	NYJ 45	TD	
4:35	4:05	9	88	-5	83	*HST 5	TD		6:40	2:05	5	34	0	34	NYJ 35	FG	
									0:30	0:30	2	-9	0	-9	HST 25	Half	
12:49	4:10	8	60	0	60	*HST 13	TD		15:00	2:11	3	-5	0	-5	HST 20	Punt	
6:34	1:15	3	7	-5	2	NYJ 38	Punt		8:39	2:05	3	0	0	0	HST 25	Punt	
3:24	1:56	3	-1	-5	-6	NYJ 38	Punt		5:19	1:55	3	3	0	3	HST 20	Punt	
12:33	7:33	15	75	-2	73	*HST 2	TD		1:28	3:55	8	57	0	57	*NYJ 31	FG	
2:15	0:23	4	-4	0	-4	NYJ 21	Downs		5:00	2:45	7	70	5	75	*NYJ 14	TD	
0:54	0:43	4	8	0	8	NYJ 25	Downs		1:52	0:58	4	-1	0	-1	NYJ 22	FG	
									0:11	0:11	1	-1	0	-1	NYJ 33	Game	

*Redzone Possession | **Bold = Scoring Drive**



SUPPLEMENTAL STATS

2018 BALL POSSESSION AND DRIVE CHART (continued)

NEW YORK JETS 38 vs. GREEN BAY PACKERS 44 (12/23/18)

NEW YORK JETS Possession: 29:18 Average Start: NYJ 34									GREEN BAY Possession: 34:19 Average Start: GB 26								
Begin	Time	Plays	Yards	Pen	Net	Last	Result		Begin	Time	Plays	Yards	Pen	Net	Last	Result	
15:00	3:41	7	40	0	40	*GB 28	Miss FG		11:19	2:25	5	13	0	13	GB 48	Punt	
8:54	6:39	12	83	0	83	*GB 4	TD										
14:14	5:12	8	76	0	76	GB 33	TD		2:15	3:01	5	10	0	10	GB 35	Punt	
5:06	0:12	0	0	0	0		TD		9:02	3:56	6	95	-5	90	NYJ 49	TD	
1:33	0:39	3	0	0	0	NYJ 31	Punt		4:54	3:21	6	62	3	65	*NYJ 7	TD	
0:02	0:02	0	0	0	0		Half		0:54	0:52	9	32	5	37	NYJ 24	FG	
8:17	3:56	7	75	0	75	*GB 5	TD		15:00	6:43	11	69	-5	64	*NYJ 11	FG	
4:14	1:24	2	28	-10	18	*GB 20	TD		4:21	0:07	0	0	0	0		Fumble	
									2:50	2:32	5	40	-21	19	GB 44	Punt	
0:18	1:07	3	-1	0	-1	NYJ 20	Punt		14:11	2:26	7	41	0	41	NYJ 20	FG	
11:45	2:11	4	32	-15	17	NYJ 42	Punt		9:34	3:02	8	51	43	94	*NYJ 1	TD	
6:32	3:20	7	14	5	19	NYJ 41	Punt		3:12	2:00	11	83	0	83	*NYJ 1	TD	
1:12	0:55	6	23	0	23	*GB 15	FG		0:17	0:17	1	-1	0	-1	GB 25	End Reg	
									10:00	3:37	8	45	30	75	*NYJ 16	TD	

*Redzone Possession | **Bold = Scoring Drive**

GAME-BY-GAME THIRD DOWNS:

DATE	OPPONENT	NEW YORK JETS			OPPONENTS		
		MADE	ATT	PCT	MADE	ATT	PCT
9/10	at DET	6	14	42.9%	3	13	23.1%
9/16	vs. MIA	3	10	30.0%	6	13	46.2%
9/20	at CLV	6	15	40.0%	7	18	38.9%
9/30	at JAX	3	13	23.1%	6	15	40.0%
10/7	vs. DEN	6	13	46.2%	4	14	28.6%
10/14	vs. IND	6	15	40.0%	5	12	42.0%
10/21	vs. MIN	2	13	15.4%	2	15	13.3%
10/28	at CHI	3	14	21.4%	4	12	33.3%
11/4	at MIA	2	13	15.4%	3	16	18.8%
11/11	vs. BUF	1	12	8.3%	8	16	50.0%
11/25	vs. NE	6	14	42.9%	5	12	42.0%
12/2	at TEN	3	14	21.4%	1	11	9.1%
12/9	at BUF	6	13	46.2%	7	14	50.0%
12/15	vs. HST	9	17	52.9%	1	9	11.1%
12/23	vs. GB	3	11	27.3%	5	12	41.7%
TOTAL		65	201	32.3%	67	202	33.2%

SUPPLEMENTAL STATS



GAME-BY-GAME FOURTH DOWNS:

DATE	OPPONENT	NEW YORK JETS			OPPONENTS		
		MADE	ATT	PCT	MADE	ATT	PCT
9/10	at DET	2	3	66.7%	0	2	0.0%
9/16	vs. MIA	0	0	-	0	0	-
9/20	at CLV	1	1	100%	0	0	-
9/30	at JAX	0	1	0.0%	1	1	100.0%
10/7	vs. DEN	0	0	-	0	1	0.0%
10/14	vs. IND	0	0	-	0	1	0.0%
10/21	vs. MIN	1	2	50.0%	1	1	100.0%
10/28	at CHI	1	1	100.0%	1	1	100.0%
11/4	at MIA	0	2	0.0%	2	2	100.0%
11/11	vs. BUF	2	3	66.7%	1	1	100.0%
11/25	vs. NE	0	1	0.0%	1	1	100.0%
12/2	at TEN	0	0	-	0	0	-
12/9	at BUF	1	1	100.0%	0	0	-
12/15	vs. TEN	1	3	33.3%	0	0	-
12/23	vs. GB	2	2	100.0%	2	2	100.0%
TOTAL		11	20	55.0%	9	13	69.2%

GAME-BY-GAME OFFENSIVE STARTERS

Game	QB	RB	TE	WR	WR	WR	LT	LG	C	RG	RT
at DET (9/10)	Darnold	Powell	Tomlinson	Enunwa	R. Anderson	Sterling ^{TE}	Beachum	Carpenter	Long	Winters	Shell
vs. MIA (9/16)	Darnold	Powell	Tomlinson	Enunwa	Sterling ^{TE}	Herndon ^{TE}	Beachum	Carpenter	Long	Winters	Shell
at CLV (9/20)	Darnold	Powell	Tomlinson	Enunwa	Anderson	Herndon ^{TE}	Beachum	Carpenter	Long	Winters	Shell
at JAX (9/30)	Darnold	Powell	Tomlinson	Enunwa	Leggett ^{TE}	Herndon ^{TE}	Beachum	Carpenter	Long	Winters	Shell
vs. DEN (10/7)	Darnold	Powell	Tomlinson	Enunwa	Kearse	Herndon ^{TE}	Beachum	Carpenter	Long	Winters	Shell
vs. IND (10/14)	Darnold	Powell	Sterling	Enunwa	R. Anderson	Kearse	Beachum	Carpenter	Long	Winters	Shell
vs. MIN (10/21)	Darnold	Powell	Tomlinson	Kearse	R. Anderson	Herndon ^{TE}	Beachum	Carpenter	Long	Winters	Shell
at CHI (10/28)	Darnold	Crowell	Sterling	Kearse	A. Roberts	Burnett	Beachum	Carpenter	Harrison	Winters	Shell
at MIA (11/4)	Darnold	Crowell	Tomlinson	Kearse	R. Anderson	Herndon ^{TE}	Beachum	Carpenter	Long	Winters	Shell
vs. BUF (11/11)	McCown	Crowell	Tomlinson	Enunwa	Leggett ^{TE}	Herndon ^{TE}	Beachum	Carpenter	Harrison	Winters	Shell
vs. NE (11/25)	McCown	Crowell	Tomlinson	Enunwa	Kearse	Herndon ^{TE}	Beachum	Long	Harrison	Winters	Shell
at TEN (12/2)	McCown	Crowell	Herndon	Enunwa	R. Anderson	Kearse	Beachum	Dozier	Harrison	Winters	Shell
at BUF (12/9)	Darnold	Crowell	Tomlinson	Enunwa	Kearse	Herndon ^{TE}	Beachum	Long	Harrison	Winters	Shell
vs. HST (12/15)	Darnold	McGuire	Tomlinson	Kearse	R. Anderson	Herndon ^{TE}	Beachum	Long	Harrison	Winters	Shell
vs. GB (12/23)	Darnold	McGuire	Tomlinson	Dozier ^{TE}	R. Anderson	Leggett ^{TE}	Beachum	Long	Harrison	Winters	Qvale

GAME-BY-GAME DEFENSIVE STARTERS

Game	DL	DL	DL	OLB	ILB	ILB	OLB	CB	CB	SS	FS
at DET (9/10)	Williams	McLendon	Shepherd	Copeland	Lee	Williamson	Jenkins	Johnson	Claiborne	Adams	Middleton
vs. MIA (9/16)	Williams	McLendon	Skrine ^{CB}	Copeland	Lee	Williamson	Jenkins	Johnson	Claiborne	Adams	Middleton
at CLV (9/20)	Williams	McLendon	Shepherd	Copeland	Lee	Williamson	Jenkins	Johnson	Claiborne	Adams	Middleton
at JAX (9/30)	Williams	McLendon	Shepherd	Skrine ^{CB}	Lee	Williamson	Jenkins	Johnson	Claiborne	Adams	Maye
vs. DEN (10/7)	Williams	McLendon	D. Roberts ^{CB}	Copeland	Lee	Williamson	Jenkins	Skrine	Claiborne	Adams	Maye
vs. IND (10/14)	Williams	McLendon	Nickerson ^{CB}	Copeland	Lee	Williamson	Jenkins	D. Roberts	Claiborne	Adams	Maye
vs. MIN (10/21)	Williams	McLendon	Shepherd	Copeland	Lee	Williamson	Nickerson ^{CB}	D. Roberts	Claiborne	Adams	Middleton
at CHI (10/28)	Williams	McLendon	D. Roberts ^{CB}	Copeland	Lee	Williamson	Basham	Skrine	Claiborne	Adams	Maye
at MIA (11/4)	Williams	Pennel	D. Roberts ^{CB}	Copeland	Lee	Williamson	Jenkins	Skrine	Claiborne	Adams	Maye
vs. BUF (11/11)	Williams	Pennel	Shepherd	Copeland	Lee	Williamson	Jenkins	Johnson	Claiborne	Adams	Maye
vs. NE (11/25)	Williams	McLendon	Pennel	H. Anderson ^{DL}	Lee	Williamson	Skrine ^{CB}	Johnson	Claiborne	Adams	D. Roberts
at TEN (12/2)	Williams	McLendon	Pennel	H. Anderson ^{DL}	Lee	Williamson	Skrine ^{CB}	Johnson	Claiborne	Adams	D. Roberts
at BUF (12/9)	Williams	McLendon	Pennel	Skrine ^{CB}	Hewitt	Williamson	Jenkins	Johnson	Claiborne	Adams	D. Roberts
vs. HST (12/15)	Williams	McLendon	Pennel	Copeland	Hewitt	Williamson	Skrine ^{CB}	Johnson	Claiborne	Adams	D. Roberts
vs. GB (12/23)	Williams	McLendon	Pennel	Skrine ^{CB}	Hewitt	Williamson	Jenkins	Johnson	Claiborne	Adams	D. Roberts



SUPPLEMENTAL STATS

GAME-BY-GAME INACTIVES

at DET (9/10)	Braden	Dozier	Fatukasi	Jones	Kearse	Martin	Maye
vs. MIA (9/16)	Burris	Dozier	Fatukasi	Jones	Leggett	Martin	Maye
at CLV (9/20)	Burris	Dozier	Fatukasi	Jones	Martin	Maye	Sterling
at JAX (9/30)	Burris	Dozier	Fatukasi	Jones	Luvu	Peake	Sterling
vs. DEN (10/7)	Basham	Dozier	Fatukasi	Johnson	Jones	Peake	Sterling
vs. IND (10/14)	Basham	Fatukasi	Johnson	Jones	Peake	Pierre-Louis	Skrine
vs. MIN (10/21)	Enunwa	Fatukasi	Johnson	Jones	Maye	Pierre-Louis	Skrine
at CHI (10/28)	R. Anderson	Dozier	Enunwa	Fatukasi	Johnson	Jones	Pierre-Louis
at MIA (11/4)	Dozier	Fatukasi	Johnson	Jones	Luvu	Pierre-Louis	Sterling
vs. BUF (11/11)	R. Anderson	Burnett	Darnold	Fatukasi	Jones	Long	Robinson
vs. NE (11/25)	Attaochu	Burnett	Carpenter	Darnold	Jones	Matthews	Maye
at TEN (12/2)	Attaochu	Braden	Clark	Darnold	Fatukasi	Jones	Matthews
at BUF (12/9)	Braden	Burnett	Clark	Fatukasi	Jones	Kaufusi	Webb
vs. HST (12/15)	Attaochu	Braden	Burnett	Clark	Enunwa	Fatukasi	Jones
vs. GB (12/23)	Clark	Enunwa	Fatukasi	Jones	Pierre-Louis	Smith	Webb

GAME-BY-GAME STATISTICS: NEW YORK JETS OFFENSE

	FIRST DOWNS				TOT. OFFENSE			NET PASSING					RUSHING					PENALTIES		FUMBLES		
Game	Tot	Run	Pass	Pen	Play	Yds	Avg	Att	Cmp	Yds	TD	INT	Sk	Att	Yds	Avg	TD	No.	Yds	No.	Lost	T.O.P.
at DET (9/10)	18	7	10	1	59	349	5.9	21	16	180	2	1	2	36	169	4.69	2	7	49	1	1	33:07
vs. MIA (9/16)	21	3	17	1	63	362	5.7	41	25	320	1	2	3	19	42	2.21	0	7	50	4	1	31:35
at CLV (9/20)	14	5	9	0	63	268	4.3	31	15	161	0	2	2	30	107	3.57	2	6	55	2	1	29:08
at JAX (9/30)	10	2	6	2	51	178	3.5	34	17	144	1	0	3	14	34	2.43	0	6	43	0	0	22:25
vs. DEN (10/7)	18	11	7	0	61	512	8.4	22	10	189	3	1	1	38	323	8.50	1	4	33	1	1	28:54
vs. IND (10/14)	18	5	12	1	68	374	5.5	30	24	267	2	1	2	36	107	2.97	0	7	49	3	1	37:02
vs. MIN (10/21)	16	8	7	1	69	263	3.8	42	17	192	1	3	3	24	71	2.96	1	8	71	5	1	27:49
at CHI (10/28)	12	3	8	1	54	207	3.8	29	14	150	1	0	1	24	57	2.38	0	8	45	1	0	27:16
at MIA (11/4)	15	5	8	2	64	282	4.4	39	21	202	0	4	4	21	80	3.81	0	5	45	0	0	31:34
vs. BUF (11/11)	12	5	7	0	55	199	3.6	34	17	116	0	2	3	18	83	4.61	1	1	10	0	0	20:38
vs. NE (11/25)	18	4	12	2	62	338	5.5	45	26	264	1	1	2	15	74	4.93	0	8	47	0	0	25:34
at TEN (12/2)	15	6	8	1	65	280	4.3	30	17	124	0	1	2	33	156	4.73	0	11	96	0	0	33:22
at BUF (12/9)	15	5	9	1	53	248	4.7	25	16	170	1	1	0	28	78	2.79	2	7	93	2	1	26:13
vs. HST (12/15)	21	7	11	3	72	318	4.4	38	24	228	2	0	3	31	90	2.90	1	9	60	1	1	35:04
vs. GB (12/23)	23	4	18	1	57	370	6.5	35	24	323	3	0	2	20	47	2.35	1	16	172	1	0	29:18
Totals	246	80	149	17	916	4548	5.0	496	283	3030	18	19	33	387	1518	3.92	11	110	918	21	8	29:09

GAME-BY-GAME STATISTICS: OPPONENT OFFENSE

	FIRST DOWNS				TOT. OFFENSE			NET PASSING						RUSHING				PENALTIES				FUMBLES		
Game	Tot	Run	Pass	Pen	Play	Yds	Avg	Att	Cmp	Yds	TD	INT	Sk	Att	Yds	Avg	TD	No.	Yds	No.	Lost	T.O.P.		
at DET (9/10)	20	2	15	3	67	339	5.1	52	29	300	1	5	0	15	39	2.6	0	3	15	0	0	26:53		
vs. MIA (9/16)	18	6	9	3	58	257	4.4	23	17	122	2	0	4	31	135	4.35	1	2	10	3	2	28:25		
at CLV (9/20)	20	9	10	1	74	323	4.4	37	21	190	0	0	4	33	133	4.03	2	5	41	2	0	30:52		
at JAX (9/30)	23	5	16	2	74	503	6.8	38	29	377	2	1	2	34	126	3.71	1	9	89	4	2	37:35		
vs. DEN (10/9)	26	5	19	2	72	436	6.1	51	35	344	2	1	4	17	92	5.41	0	6	45	2	0	31:06		
vs. IND (10/14)	24	7	15	2	66	428	6.5	43	23	301	4	3	0	23	127	5.52	0	8	66	1	1	22:58		
vs. MIN (10/21)	15	3	10	2	65	316	4.9	40	25	228	2	0	1	24	88	3.67	2	6	55	1	0	32:11		
at CHI (10/28)	22	10	11	1	65	395	6.1	29	16	216	2	0	2	34	179	5.26	1	2	25	1	0	32:44		
at MIA (11/4)	7	1	6	0	55	168	3.1	24	15	104	0	0	4	27	64	2.37	0	5	55	0	0	28:26		
vs. BUF (11/11)	23	10	13	0	73	451	6.2	26	16	239	2	0	1	46	212	4.61	2	4	30	1	0	39:22		
vs. NE (11/25)	25	11	12	2	67	498	7.4	31	20	283	2	0	0	36	215	5.97	1	11	105	0	0	34:26		
at TEN (12/2)	22	6	11	5	60	403	6.7	35	20	273	2	1	3	22	130	5.91	1	8	75	2	0	26:38		
at BUF (12/9)	24	10	9	5	71	368	5.2	37	18	192	0	2	3	31	176	5.68	2	7	47	1	1	33:47		
vs. HST (12/15)	15	1	12	2	51	286	5.6	28	22	239	2	0	6	17	47	2.76	0	5	43	0	0	24:56		
vs. GB (12/23)	35	9	19	7	79	540	6.8	55	37	413	2	0	4	20	127	6.35	3	10	86	2	1	34:19		
Totals	319	95	187	37	997	5711	5.7	549	343	3821	25	13	38	410	1890	4.61	16	91	787	20	7	30:51		

PLAYER PARTICIPATION



No.	Pos.	Name	01	02	03	04	05	06	07	08	09	10	12	13	14	15	16	17	GP	GS	DNP	IA
33	S	Adams, Jamal	SS	SS	SS	SS	SS	SS	SS	SS	SS	SS	SS	SS	SS	SS	SS	SS	15	15	0	0
96	DL	Anderson, Henry	X	X	X	X	X	X	X	X	X	X	DL	DL	X	X	X	X	15	2	0	0
11	WR	Anderson, Robby	WR	X	WR	X	X	WR	WR	IA	WR	IA	X	WR	X	WR	WR	WR	13	8	0	2
55	LB	Attaochu, Jeremiah	X	X	X	X	X	X	X	X	X	X	IA	IA	X	IA	IR	IR	11	0	0	3
93	LB	Basham, Tarell	NWT	NWT	NWT	NWT	IA	IA	X	OLB	X	X	X	X	X	X	X	X	9	1	0	2
68	T	Beachum, Kelvin	LT	LT	LT	LT	LT	LT	LT	LT	LT	LT	LT	LT	LT	LT	LT	LT	15	15	0	0
44	RB	Bouagnon, Joel	NWT	NWT	NWT	NWT	NWT	NWT	NWT	NWT	NWT	NWT	NWT	NWT	NWT	PS	PS	PS				
69	OL	Braden, Ben	IA	PS	PS	PS	PS	PS	PS	PS	PS	PS	PS	PS	IA	IA	IA	X	1	0	0	4
23	S	Brooks, Terrence	X	X	X	X	X	X	X	X	X	X	X	X	X	X	X	X	15	0	0	0
38	S	Bryant, Brandon	PS	PS	PS	PS	PS	PS	PS	PS	PS	PS	PS	PS	PS	PS	PS	PS				
18	WR	Burnett, Deontay	PS	PS	PS	PS	PS	PS	X	WR	X	IA	IA	DNP	IA	IA	X	X				
32	CB	Burris, Justin	X	IA	IA	IA	X	X	X	NWT	PS	NWT	NWT	NWT	NWT	NWT	NWT	NWT	4	1	1	4
39	S	Campbell, Ibraheim	NWT	NWT	NWT	NWT	NWT	NWT	NWT	X	NWT	NWT	NWT	NWT	NWT	NWT	NWT	NWT	1	0	0	0
40	RB	Cannon, Trenton	X	X	X	X	X	X	X	X	X	X	X	X	X	X	X	X	15	0	0	0
77	G	Carpenter, James	LG	LG	LG	LG	LG	LG	LG	LG	LG	LG	IA	IR	IR	IR	IR	IR	10	10	0	1
53	LB	Celestin, Jonathan	NWT	NWT	NWT	NWT	NWT	NWT	NWT	NWT	NWT	NWT	NWT	NWT	NWT	NWT	NWT	PS				
21	CB	Claiborne, Morris	CB	CB	CB	CB	CB	CB	CB	CB	CB	CB	CB	CB	CB	CB	CB	CB	15	15	0	0
34	CB	Clark, Jeremy	PS	PS	PS	PS	PS	PS	PS	PS	PS	PS	PS	PS	IA	IA	IA	IA	0	0	0	4
51	LB	Copeland, Brandon	OLB	OLB	OLB	X	OLB	OLB	OLB	OLB	OLB	OLB	X	X	X	OLB	X	X	15	10	0	0
20	RB	Crowell, Isaiah	X	X	X	X	X	X	X	RB	RB	RB	RB	RB	RB	RB	IR	IR	13	6	0	0
14	QB	Darnold, Sam	QB	QB	QB	QB	QB	QB	QB	QB	QB	IA	IA	IA	QB	QB	QB	QB	12	12	0	3
70	G	Dozier, Dakota	IA	IA	IA	IA	DNP	DNP	IA	IA	DNP	X	LG	X	X	OL	OL	OL	5	2	3	7
4	P	Edwards, Lachlan	P	P	P	P	P	P	P	P	P	P	P	P	P	P	P	P	15	0	0	0
81	WR	Enunwa, Quincy	WR	WR	WR	WR	WR	WR	IA	IA	X	WR	WR	WR	WR	WR	IA	IA	11	10	0	4
75	C	Falah, Nico	PS	PS	PS	PS	PS	PS	NWT	NWT	NWT	NWT	NWT	NWT	NWT	NWT	NWT	NWT				
94	DL	Fatukasi, Folorunso	IA	IA	IA	IA	IA	IA	IA	IA	IA	IA	IA	IA	IA	IA	IA	IA	1	0	0	14
78	OL	Harrison, Jonotthan	X	X	X	X	X	X	X	C	X	C	C	C	C	C	C	C	15	7	0	0
35	RB	Henderson, De'Angelo	PS	PS	PS	PS	PS	PS	PS	PS	X	NWT	PS	PS	PS	PS	DNP	X	2	0	1	0
42	LS	Hennessy, Thomas	LS	LS	LS	LS	LS	LS	LS	LS	LS	LS	LS	LS	LS	LS	LS	LS	15	0	0	0
89	TE	Herndon, Chris	X	TE	TE	TE	TE	X	TE	X	TE	TE	TE	TE	TE	TE	X	X	15	11	0	0
46	LB	Hewitt, Neville	X	X	X	X	X	X	X	X	X	X	X	X	ILB	ILB	ILB	ILB	15	3	0	0
71	T	Ijalana, Ben	IR	IR	IR	IR	IR	IR	IR	IR	IR	IR	IR	IR	IR	IR	IR	IR	0	0	0	0
48	LB	Jenkins, Jordan	OLB	OLB	OLB	OLB	OLB	OLB	X	X	OLB	OLB	X	X	OLB	X	OLB	X	15	10	0	0
22	CB	Johnson, Trumaine	CB	CB	CB	CB	CB	CB	IA	IA	IA	CB	CB	CB	CB	CB	CB	CB	10	10	0	5
31	CB	Jones, Derrick	IA	IA	IA	IA	IA	IA	IA	IA	IA	IA	IA	IA	IA	IA	IA	IA	0	0	0	15
84	WR	Jones, J.J.	NWT	NWT	NWT	NWT	NWT	NWT	NWT	PS	PS	PS	PS	PS	PS	PS	PS	PS	0	0	0	0
76	T	Joseph, Dieugot	PS	PS	PS	PS	PS	NWT	PS	PS	PS	PS	PS	PS	PS	PS	PS	PS	0	0	0	0
91	DL	Kaufusi, Bronson	PS	PS	PS	PS	NWT	PS	PS	PS	PS	PS	PS	PS	IA	X	X	X	2	0	0	1
10	WR	Kearse, Jermaine	IA	X	X	X	WR	WR	WR	WR	WR	X	WR	WR	WR	WR	X	X	14	9	0	1
57	LB	Lamur, Emmanuel	NWT	NWT	NWT	NWT	NWT	NWT	NWT	NWT	NWT	NWT	NWT	NWT	NWT	NWT	NWT	DNP	0	0	1	0
44	LB	Langi, Harvey	NWT	NWT	NWT	NWT	PS	PS	PS/IR	PS/IR	PS/IR	PS/IR	PS/IR	PS/IR	PS/IR	PS/IR	PS/IR	PS/IR	12	12	0	0
58	LB	Lee, Darron	ILB	ILB	ILB	ILB	ILB	ILB	ILB	ILB	ILB	ILB	ILB	ILB	ILB	PS/IR	PS/IR	PS/IR	12	12	0	0
86	TE	Leggett, Jordan	X	IA	X	TE	X	X	X	X	TE	X	X	X	X	X	TE	TE	14	3	0	1
61	C	Long, Spencer	C	C	C	C	C	C	C	DNP	C	IA	LG	DNP	LG	DNP	LG	LG	12	12	2	1
50	LB	Luvu, Frankie	X	X	X	IA	X	X	X	X	IA	X	X	X	X	X	X	X	13	0	0	2
95	LB	Martin, Josh	IA	IA	IA	X	IR	IR	IR	IR	IR	IR	IR	IR	IR	IR	IR	IR	1	0	0	3
82	WR	Matthews, Rishard	NWT	NWT	NWT	NWT	NWT	NWT	NWT	X	X	IA	IA	IA	IA	X	X	IR	5	0	0	2
26	S	Maye, Marcus	IA	IA	IA	FS	FS	FS	FS	IA	FS	FS	FS	IA	IR	IR	IR	IR	6	6	0	5
15	QB	McCown, Josh	DNP	DNP	DNP	DNP	DNP	DNP	DNP	DNP	DNP	QB	QB	QB	X	DNP	DNP	DNP	4	3	11	0
25	RB	McGuire, Elijah	IR	IR	IR	IR	IR	IR	IR	IR	IR	X	X	X	X	RB	RB	RB	7	2	0	0
99	DL	McLendon, Steve	DL	DL	DL	DL	DL	DL	DL	DL	DL	X	X	DL	DL	DL	DL	DL	15	13	0	0
36	S	Middleton, Doug	FS	FS	FS	X	X	X	FS	IR	IR	IR	IR	IR	IR	IR	IR	IR	7	4	0	0
45	S	Miles, Rontez	R/PUP	R/PUP	R/PUP	R/PUP	R/PUP	R/PUP	R/PUP	R/PUP	R/PUP	X	X	X	X	X	X	X	7	0	0	0
47	DB	Miller, Charlie	NWT	NWT	NWT	NWT	NWT	NWT	NWT	NWT	NWT	NWT	NWT	NWT	NWT	NWT	NWT	PS				
2	K	Myers, Jason	K	K	K	K	K	K	K	K	K	K	K	K	K	K	K	K	15	0	0	0
43	CB	Nickerson, Parry	X	X	X	X	X	CB	CB	X	X	X	X	X	X	X	X	X	15	2	0	0
17	WR	Peake, Charone	X	X	X	IA	IA	IA	X	X	X	X	X	X	X	X	X	X	12	0	0	3
98	DL	Pennel, Mike	X	X	X	X	X	X	X	X	DL	DL	DL	DL	DL	DL	DL	DL	15	7	0	0
56	LB	Pierre-Louis, Kevin	R/SUS	X	X	X	X	IA	IA	IA	IA	X	X	X	X	X	IA	IA	9	0	0	5
29	RB	Powell, Bilal	RB	RB	RB	RB	RB	RB	RB	IR	IR	IR	IR	IR	IR	IR	IR	IR	7	7	0	0
39	S	Powell, Tyvis	NWT	NWT	NWT	NWT	NWT	NWT	NWT	NWT	NWT	NWT	NWT	NWT	NWT	PS	NWT	NWT				
16	WR	Pryor, Terrelle	X	X	X	X	X	X	NWT	NWT	NWT	NWT	NWT	NWT	NWT	NWT	NWT	NWT	6	0	0	0
79	OL	Qvale, Brent	X	X	X	X	X	X	X	X	X	X	X	X	X	X	RT	RT	15	1	0	0
19	WR	Roberts, Andre	X	X	X	X	X	X	X	WR	X	X	X	X	X	X	X	X	15	1	0	0
27	CB	Roberts, Darryl	X	X	X	X	CB	CB	CB	CB	CB	X	FS	FS	FS	FS	FS	FS	15	10	0	0
30	CB	Robinson, Rashard	R/SUS	R/SUS	R/SUS	R/SUS	EXPT	X	X	X	X	IA	X	X	X	X	X	X	10	0	0	0
72	T	Shell, Brandon	RT	RT	RT	RT	RT	RT	RT	RT	RT	RT	RT	RT	RT	RT	RT	RT	14	14	0	0
97	DL	Shepherd, Nathan	DL	X	DL	DL	X	X	DL	X	X	DL	X	X	X	X	X	X	15	5	0	0
41	CB	Skrine, Buster	X	CB	X	CB	CB	IA	IA	CB	CB	X	CB	CB	CB	CB	CB	CB	13	10	0	2
65	T	Smith, Eric	NWT	NWT	NWT	NWT	NWT	NWT	NWT	NWT	NWT	NWT	NWT	NWT	NWT	NWT	NWT	IA	0	0	0	1
85	TE	Sterling, Neal	TE	TE	IA	IA	IA	TE	X	TE	IA	IR	IR	IR	IR	IR	IR	IR	5	4	0	4
18	WR	Stewart, ArDarius	R/SUS	R/SUS	NWT	PS/IR	NWT	NWT	NWT	NWT	NWT	NWT	NWT	NWT	NWT	NWT	NWT	NWT				
37	RB	Thompson, Mark	NWT	NWT	NWT	NWT	NWT	NWT	NWT	NWT	NWT	NWT	NWT	NWT	NWT	PS	PS	PS				
83	TE	Tomlinson, Eric	TE	TE	TE	TE	TE	X	TE	X	TE	TE	TE	TE	X	TE	TE	TE	15	12	0	0
64	C	Toth, Jon	NWT	NWT	NWT	NWT	NWT	NWT	NWT	NWT	PS	PS	PS	PS	PS	PS	PS	PS				
75	DL	Vaeao, Destiny	NWT	NWT	NWT	NWT	NWT	NWT	NWT	NWT	NWT	NWT	NWT	NWT	NWT	PS	PS	PS				
5	QB	Webb, Davis	PS	PS	PS	PS	PS	PS	PS	PS	PS	DNP	DNP	DNP	IA	DNP	IA	IA	0	0	4	2
37	S	Wilcox, J.J.	X	X	X	X	X	NWT	NWT	NWT	NWT	NWT	NWT	NWT	NWT	NWT	NWT	NWT	5	0	0	0
92	DL	Williams, Leonard	DL	DL	DL	DL	DL	DL	DL	DL	DL	DL	DL	DL	DL	DL	DL	DL	15	15	0	0
54	LB	Williamson, Avery	ILB	ILB	ILB	ILB	ILB	ILB	ILB	ILB	ILB	ILB	ILB	ILB	ILB	ILB	ILB	ILB	15	15	0	0
52	LB	Wint, Anthony	PS	PS	PS	PS	PS	PS	PS	PS	PS	PS	PS	PS	PS	PS	PS	PS	1	0	0	0
67	G	Winters, Brian	RG	RG	RG	RG	RG	RG	RG	RG	RG	RG	RG	RG	RG	RG	RG	RG	15	15	0	0
16	WR	Yancey, DeAngelo	NWT	NWT	NWT	NWT	NWT	NWT	NWT	NWT	NWT	NWT	NWT	NWT	NWT	NWT	NWT	PS				

HOME ROAD



ROSTER BY POSITION

OFFENSE

QUARTERBACKS • 3

NO.	NAME	POS	COLLEGE	NOTE
14	Darnold, Sam	QB	Southern California	Became the youngest player to start at quarterback since the 1970 NFL Merger and the second-youngest player to ever start in the NFL after starting Week One vs. DET (9/10). Has recorded two games of 300+ yards this season, 334 vs. MIA (9/16) and 341 vs. GB (12/23), the first Jets rookie to accomplish the feat since the 1970 merger. Has thrown for 2,698 yards and 17 touchdowns in 12 games played.
15	McCown, Josh	QB	Sam Houston State	Returned for his second season with the Jets after starting 13 games in 2017. Started three games for an injured Sam Darnold (Weeks 10-13), registering 539 passing yards and one touchdown.
5	Webb, Davis	QB	California	Second-year quarterback who was signed from the practice squad prior to Week 10.

RUNNING BACKS • 3

NO.	NAME	POS	COLLEGE	NOTE
40	Cannon, Trenton	RB	Virginia State	Rookie running back who has recorded 97 yards and a touchdown rushing and has caught 17 passes for 144 yards. Also leads the team in special teams tackles (13).
35	Henderson, De'Angelo	RB	Coastal Carolina	Second-year running back who re-joined the active roster in Week 15 after previously seeing action in Week Eight at CHI (10/28).
25	McGuire, Elijah	RB	Louisiana-Lafayette	Second-year running back who returned in Week Nine after missing the first eight games due to injury. Has rushed for 253 yards and three touchdowns and has 17 catches for 169 yards in seven games this season. Recorded a touchdown rushing and receiving vs. GB (12/23), the first multi-touchdown game of his career.

WIDE RECEIVERS • 7

NO.	NAME	POS	COLLEGE	NOTE
11	Anderson, Robby	WR	Temple	Third-year receiver averaging 15.5 yards per reception, a top 15 average among qualifying receivers in the NFL. Has recorded 47 receptions for 728 yards and six touchdowns through Week 16.
18	Burnett, Deontay	WR	USC	Rookie wide receiver who joined the active roster in Week Seven. Made his first start at CHI (10/28). Has five receptions for 70 yards on the season.
81	Enunwa, Quincy	WR	Nebraska	Fourth-year wide receiver and team captain who has 38 receptions for 449 yards and a touchdown. Missed the last two games with an injury.
10	Kearse, Jermaine	WR	Washington	Seventh-year wide receiver in his second season with the Jets who has recorded 37 receptions for 371 yards and two touchdowns through Week 16, including nine receptions vs. IND (10/14) to match his single-game regular-season high.
17	Peake, Charone	WR	Clemson	Former seventh-round pick by the Jets in his third year, sees most of his time on special teams and is third on the team in special teams tackles (11).
19	Roberts, Andre	WR	The Citadel	Eighth-year receiver in his first season with the Jets who serves as the primary returner on kickoffs and punts. One of two players in franchise history to score a touchdown on a kick return and a punt return in the same season. Leads the league in kick return average (29.3) and punt return average (14.7). Also leads the NFL in returns of 40+ yards with 10 (seven kickoff, three punt), nine of which led to scoring drives by the Jets.

TIGHT ENDS • 3

NO.	NAME	POS	COLLEGE	NOTE
89	Herndon, Chris	TE	Miami (FL)	Rookie tight end who has started in 11-of-15 games this season, pulling in 38 catches for 494 yards. His four touchdowns are the most by a rookie tight end in franchise history. Ranks eighth in the NFL among qualified tight ends with (13.0) yards per reception.
86	Leggett, Jordan	TE	Clemson	Has caught 13 passes for 107 yards through 15 games and recorded his first-career touchdown at JAX (9/30).
83	Tomlinson, Eric	TE	UTEP	Has started 12-of-15 games in his second season with the Jets, recording 72 yards on eight receptions.

OFFENSIVE LINE • 8

NO.	NAME	POS	COLLEGE	NOTE
68	Beachum, Kelvin	T	SMU	Seventh-year tackle in his second season with the Jets who has started in all 14 games this season as part of an offensive line that has protected QB Sam Darnold, allowing him to record two games of 300+ yards this season.
69	Braden, Ben	OL	Michigan	First year-lineman who was signed from the practice squad prior to Week 13, made his NFL debut vs. GB (12/23).
70	Dozier, Dakota	G	Furman	In his fourth season after being drafted by the Jets in 2014, started at left guard and has seen action at fullback in the last four games.
78	Harrison, Jonotthan	OL	Florida	In his fifth season, second with the Jets, has appeared in all 15 games this season, starting in six of the last seven games at center.
61	Long, Spencer	C	Nebraska	Fifth-year center who has started in 12-of-15 games this season, three games this season at left guard, as part of an offensive line that ranks 11th in the NFL in sacks allowed with 33.0.
79	Qvale, Brent	OL	Nebraska	In his fifth season with the Jets, has appeared in all 15 games, made his first start of the season vs. GB (12/23).
65	Smith, Eric	T	Virginia	Second-year lineman who joined the Jets prior to Week 16. Was inactive vs. GB (12/23).
67	Winters, Brian	G	Kent State	In his sixth season, has started in all 14 games, blocking for QB Sam Darnold, who has passed for 2,357 yards and 14 touchdowns as a rookie.

ROSTER BY POSITION



DEFENSE

DEFENSIVE LINE • 7

NO.	NAME	POS	COLLEGE	NOTE
96	Anderson, Henry	DL	Stanford	In his fourth season, first with the Jets, has recorded a career-best 7.0 sacks (tied for the team-lead). Has added 45 tackles, seven tackles for loss, 20 quarterback hits and six passes defended. Blocked kicks in consecutive games at TEN (12/2) and at BUF (12/9).
94	Fatukasi, Folorunso	DL	Connecticut	Rookie defensive lineman who made his NFL debut Week 12 vs. NE (11/25).
91	Kaufusi, Bronson	DL	BYU	Third-year defensive lineman who was signed from the practice squad prior to Week 14. Has seen action in the last two games.
99	McLendon, Steve	DL	Troy	Ninth-year defensive lineman and team captain in his third season with the Jets, has started in 13-of-15 games this season, recording 40 tackles, two tackles for loss, three quarterback hits and a pass defended.
98	Pennel, Mike	DL	Colorado State-Pueblo	Fifth-year defensive lineman in his second season with the Jets, has started the last six games, recording 27 tackles, one tackle for loss, two quarterback hits and one pass defended through 14 games.
97	Shepherd, Nathan	DL	Fort Hays State	Rookie defensive lineman who has played in all 15 games this season, recording 18 tackles, one tackle for loss and five quarterback hits.
92	Williams, Leonard	DL	Southern California	Fourth-year defensive lineman and team captain who has started in all 15 contests. Leads the team in quarterback hits (23) and tackles for loss (nine), while also recording 4.0 sacks, two passes defended and 42 tackles.

LINEBACKERS • 8

NO.	NAME	POS	COLLEGE	NOTE
93	Basham, Tarell	LB	Ohio	Second-year linebacker who joined the Jets after Week Four following his claim from IND. Has recorded eight tackles, three quarterback hits and four special teams tackle.
51	Copeland, Brandon	LB	Pennsylvania	Fourth-year linebacker in his first season with the Jets, has recorded 46 tackles, a career-high 5.0 sacks, two passes defended, seven tackles for loss and 20 quarterback hits in 15 games this season.
46	Hewitt, Neville	LB	Marshall	Has seen action in all 15 contests this season and started in his first game since 2016 at BUF (12/9). Has totaled 30 tackles, 1.5 sacks, two tackles for loss and four quarterback hits. Also second on the team in special teams tackles (12).
48	Jenkins, Jordan	LB	Georgia	Third-year linebacker who has started in 10-of-15 contests this season, recording 49 tackles, a career-high 7.0 sacks (leads team), eight tackles for loss, 20 quarterback hits, two fumble recoveries and two forced fumbles.
57	Lamur, Emmanuel	LB	Kansas State	Seventh-year linebacker who joined the Jets prior to Week 16, but did not play vs. GB (12/23).
50	Luvu, Frankie	LB	Washington State	Undrafted rookie linebacker who has seen action in 13 games this season. Ranks in the top 10 among rookies in tackles for loss (5), sacks (3.0) and quarterback hits (9) [according to Radar360]. Has also recorded 30 tackles.
56	Pierre-Louis, Kevin	LB	Boston College	Fifth-year linebacker in his first season with the Jets, has played in nine games this season, recording seven tackles, 1.0 sack, two quarterback hits and a forced fumble. Has six special teams tackles and blocked a punt this season.
54	Williamson, Avery	LB	Kentucky	Fifth-year linebacker who has started in all 15 contests in his first season as a Jet, leading the team in tackles with 149. Also added four tackles for loss, 3.0 sacks, three quarterback hits, one interception, seven passes defended, two forced fumbles and a fumble recovery.
52	Wint, Anthony	LB	Florida International	Rookie linebacker who was signed from the practice squad prior to Week 16 and made his NFL debut vs. GB (12/23) and recorded a special teams tackle and a forced fumble.

DEFENSIVE BACKS • 11

NO.	NAME	POS	COLLEGE	NOTE
33	Adams, Jamal	S	LSU	Second-year safety and team captain who has started all 15 games. Among all safeties in the NFL, he ranks in the top five in tackles (101), sacks (3.5), passes defended (12), tackles for loss (nine), forced fumbles (three) and quarterback hits (eight) [stats according to Radar360].
23	Brooks, Terrence	S	Florida State	In his second season with the Jets, has seen the majority of his production on special teams, recording eight special teams tackles through Week 15.
21	Claiborne, Morris	CB	LSU	Seventh-year cornerback in his second year with the Jets. Tied for sixth in the league among cornerbacks in passes defended with 14 and has recorded 56 tackles, two interceptions (one for a touchdown) and two tackles for loss through Week 16.
34	Clark, Jeremy	DB	Michigan	Second-year defensive back who was signed from the practice squad prior to Week 14.
22	Johnson, Trumaine	CB	Montana	In nine contests, has recorded 37 tackles, four interceptions (including one returned for a touchdown), four passes defended, one forced fumble and a fumble recovery. His 22 interceptions since 2012 are second-most among cornerbacks during that span.
31	Jones, Derrick	CB	Mississippi	Second-year cornerback who has been inactive in all 14 games.
45	Miles, Rontez	S	California (PA)	Sixth-year safety who sees most of his action on special teams. Has recorded three special teams tackles this season.
43	Nickerson, Parry	CB	Tulane	Rookie cornerback who has played in all 15 games (two starts), recording 17 tackles, one tackle for loss, one pass defended and two special teams tackles.
27	Roberts, Darryl	DB	Marshall	Versatile DB who has started five games at CB and the last six at FS. Has recorded 42 tackles, one interception, five passes defended and two tackles for loss through Week 16.
30	Robinson, Rashard	CB	LSU	Cornerback in his third year, has two tackles, one special teams tackle and a special teams fumble recovery.
41	Skrine, Buster	CB	Tennessee-Chattanooga	Eighth-year cornerback who has recorded 50 tackles, 0.5 sacks, two tackles for loss, two quarterback hits, four passes defended, one forced fumble and a fumble recovery.

SPECIAL TEAMS

SPECIALISTS • 3

NO.	NAME	POS	COLLEGE	NOTE
4	Edwards, Lachlan	P	Sam Houston State	Third-year punter who ranks fifth in the conference with a net punting average of 40.7.
42	Hennessy, Thomas	LS	Duke	In his second season with the Jets, ranks fourth on the team with 10 special teams tackles through 15 games.
2	Myers, Jason	K	Marist	Fourth-year kicker in his first season with the Jets. Has connected on five field goals of at least 55 yards, including a franchise and career-best seven-for-seven vs. IND (10/14) for 24 points, the second most in a game in league history.



ROSTER BY EXPERIENCE

NO.	NAME	POS	HT	WT	AGE	EXP	COLLEGE	HOMETOWN	HOW ACQ.
16th SEASON • 1									
15	McCown, Josh	QB	6-4	218	39	16	Sam Houston State	Jacksonville, TX	FA-17
9th SEASON • 2									
99	McLendon, Steve	DL	6-3	310	32	9	Troy	Ozark, AL	UFA-16 (PIT)
19	Roberts, Andre	WR	5-11	195	30	9	The Citadel	Columbia, SC	UFA-18 (ATL)
8th SEASON • 1									
41	Skrine, Buster	CB	5-9	185	29	8	Tennessee-Chattanooga	Woodstock, GA	UFA-15 (CLV)
7th SEASON • 5									
68	Beachum, Kelvin	T	6-3	308	29	7	SMU	Mexia, TX	UFA-17 (JAX)
21	Claiborne, Morris	CB	5-11	192	28	7	LSU	Shreveport, LA	UFA-17 (DAL)
22	Johnson, Trumaine	CB	6-2	213	28	7	Montana	Stockton, CA	UFA-18 (LAR)
10	Kearse, Jermaine	WR	6-1	209	28	7	Washington	Lakewood, WA	T-17 (SEA)
57	Lamur, Emmanuel	LB	6-4	245	29	7	Kansas State	West Palm Beach, FL	W-18 (OAK)
6th SEASON • 1									
67	Winters, Brian	G	6-4	320	27	6	Kent State	Hudson, OH	D3-13
5th SEASON • 7									
23	Brooks, Terrence	S	5-11	200	26	5	Florida State	Dunnellon, FL	T-17 (PHI)
70	Dozier, Dakota	G	6-4	313	27	5	Furman	West Columbia, SC	D4c-14
78	Harrison, Jonotthan	OL	6-4	300	26	5	Florida	Groveland, FL	FA-17
61	Long, Spencer	C	6-5	318	27	5	Nebraska	Elkhorn, NE	UFA-18 (WAS)
98	Pennel, Mike	DL	6-4	332	27	5	Colorado State-Pueblo	Denver, CO	W-16 (GB)
56	Pierre-Louis, Kevin	LB	6-0	230	26	5	Boston College	Norwalk, CT	UFA-18 (KC)
54	Williamson, Avery	LB	6-1	246	26	5	Kentucky	Milan, TN	UFA-18 (TEN)
4th SEASON • 9									
96	Anderson, Henry	DL	6-6	301	27	4	Stanford	Atlanta, GA	T-18 (IND)
51	Copeland, Brandon	LB	6-3	263	27	4	Pennsylvania	Sykesville, MD	FA-18
81	Enunwa, Quincy	WR	6-2	225	26	4	Nebraska	Moreno Valley, CA	D6b-14
46	Hewitt, Neville	LB	6-2	234	25	4	Marshall	Conyers, GA	FA-18
45	Miles, Rontez	S	6-0	203	29	4	California (PA)	Braddock, PA	FA-13
2	Myers, Jason	K	5-10	190	27	4	Marist	Chula Vista, CA	WA-18 (SEA)
79	Qvale, Brent	OL	6-7	315	27	4	Nebraska	Williston, ND	FA-14
27	Roberts, Darryl	DB	6-0	182	27	4	Marshall	Lakeland, FL	W-16 (NE)
92	Williams, Leonard	DL	6-5	302	24	4	Southern California	Daytona Beach, FL	D1-15
3rd SEASON • 7									
11	Anderson, Robby	WR	6-3	190	25	3	Temple	Ft. Lauderdale, FL	FA-16
4	Edwards, Lachlan	P	6-4	209	26	3	Sam Houston State	Hastings, Australia	D7a-16
48	Jenkins, Jordan	LB	6-3	259	24	3	Georgia	Hamilton, GA	D3-16
91	Kaufusi, Bronson	DL	6-6	275	27	3	Brigham Young	Provo, UT	FA-18
17	Peake, Charone	WR	6-2	209	25	3	Clemson	Moore, SC	D7b-16
30	Robinson, Rashard	CB	6-2	177	23	3	LSU	Pompano Beach, FL	T-17 (SF)
83	Tomlinson, Eric	TE	6-6	263	26	3	UTEP	Klein, TX	FA-16
2nd SEASON • 10									
33	Adams, Jamal	S	6-1	213	22	2	LSU	Lewisville, TX	D1-17
93	Basham, Tarell	LB	6-4	266	24	2	Ohio	Rocky Mount, VA	W-18
34	Clark, Jeremy	CB	6-3	220	24	2	Michigan	Madisonville, KY	D6b-17
35	Henderson, De'Angelo	RB	5-7	208	26	2	Coastal Carolina	Summerville, SC	FA-18
42	Hennessy, Thomas	LS	6-2	246	24	2	Duke	Bardonia, NY	T-17 (IND)
31	Jones, Derrick	CB	6-2	188	23	2	Mississippi	Eupora, MS	D6c-17
86	Leggett, Jordan	TE	6-5	258	23	2	Clemson	Navarre, FL	D5a-17
25	McGuire, Elijah	RB	5-10	214	24	2	Louisiana-Lafayette	Houma, LA	D6a-17
65	Smith, Eric	T	6-4	308	23	2	Virginia	Decatur, GA	FA-18
5	Webb, Davis	QB	6-5	225	23	2	California	Prosper, TX	FA-18
Rookie 1st SEASON • 10									
69	Braden, Ben	OL	6-6	329	24	1	Michigan	Rockford, MI	FA-17
18	Burnett, Deontay	WR	6-0	186	21	R	Southern California	Compton, CA	FA-18
40	Cannon, Trenton	RB	5-11	185	24	R	Virginia State	Hampton, VA	D6c-18
14	Darnold, Sam	QB	6-3	225	21	R	Southern California	Capistrano Beach, CA	D1-18
94	Fatukasi, Folorunso	DL	6-4	318	23	R	Connecticut	Far Rockaway, NY	D6b-18
89	Herndon, Chris	TE	6-4	253	22	R	Miami (FL)	Norcross, GA	D4-18
50	Luvu, Frankie	LB	6-3	236	21	R	Washington State	Tafuna, American Samoa	FA-18
43	Nickerson, Parry	CB	5-10	182	23	R	Tulane	New Orleans, LA	D6a-18
97	Shepherd, Nathan	DL	6-4	315	24	R	Fort Hays State	Ajax, Canada	D3-18
52	Wint, Anthony	LB	6-0	224	23	R	Florida International	Homestead, FL	FA-18

DEPTH CHART



Depth Chart was compiled by the New York Jets Communications Staff

OFFENSE

WR	11 Robby Anderson	18 <u>Deontay Burnett</u>	
LT	68 Kelvin Beachum	65 Eric Smith	
LG	78 Jonotthan Harrison	70 Dakota Dozier	
C	61 Spencer Long	78 Jonathan Harrison	
RG	67 Brian Winters	70 Dakota Dozier	
RT	79 Brent Qvale	69 Ben Braden	
TE	83 Eric Tomlinson	89 <u>Chris Herndon</u>	86 Jordan Leggett
WR	10 Jermaine Kearse	19 Andre Roberts	
WR	81 Quincy Enunwa	17 Charone Peake	
QB	14 <u>Sam Darnold</u>	15 Josh McCown	5 Davis Webb
RB	25 Elijah McGuire	40 <u>Trenton Cannon</u>	35 De'Angelo Henderson

DEFENSE

DL	92 Leonard Williams	94 <u>Folorunso Fatukasi</u>	91 Bronson Kaufusi
DL	99 Steve McLendon	98 Mike Pennel	
DL	97 <u>Nathan Shepherd</u>	96 Henry Anderson	
OLB	51 Brandon Copeland	50 <u>Frankie Luvu</u>	57 Emmanuel Lamur
ILB	46 Neville Hewitt	52 <u>Anthony Wint</u>	
ILB	54 Avery Williamson	56 Kevin Pierre-Louis	
OLB	48 Jordan Jenkins	93 Tarell Basham	
CB	22 Trumaine Johnson	30 Rashard Robinson	31 Derrick Jones
CB	21 Morris Claiborne	41 Buster Skrine	43 <u>Parry Nickerson</u>
SS	33 Jamal Adams	23 Terrence Brooks	
FS	27 Darryl Roberts	45 Rontez Miles	34 Jeremy Clark

SPECIAL TEAMS

K	2 Jason Myers	
P	4 Lachlan Edwards	
H	4 Lachlan Edwards	
PR	19 Andre Roberts	40 <u>Trenton Cannon</u>
KR	19 Andre Roberts	40 <u>Trenton Cannon</u>
LS	42 Thomas Hennessy	

KEY: ROOKIE



ALPHABETICAL ROSTER

NO.	NAME	POS	HT	WT	AGE	EXP	COLLEGE	HOMETOWN	HOW ACQ.
33	Adams, Jamal	S	6-1	213	23	2	LSU	Lewisville, TX	D1-17
96	Anderson, Henry	DL	6-6	301	27	4	Stanford	Atlanta, GA	T-18 (IND)
11	Anderson, Robby	WR	6-3	190	25	3	Temple	Ft. Lauderdale, FL	FA-16
93	Basham, Tarell	LB	6-4	266	24	2	Ohio	Rocky Mount, VA	W-18
68	Beachum, Kelvin	T	6-3	308	29	7	SMU	Mexia, TX	UFA-17 (JAX)
69	Braden, Ben	OL	6-6	329	24	1	Michigan	Rockford, MI	FA-17
23	Brooks, Terrence	S	5-11	200	26	5	Florida State	Dunnellon, FL	T-17 (PHI)
18	Burnett, Deontay	WR	6-0	186	21	R	Southern California	Compton, CA	FA-18
40	Cannon, Trenton	RB	5-11	185	24	R	Virginia State	Hampton, VA	D6c-18
21	Claiborne, Morris	CB	5-11	192	28	7	LSU	Shreveport, LA	UFA-17 (DAL)
34	Clark, Jeremy	CB	6-3	220	24	2	Michigan	Madisonville, KY	D6b-17
51	Copeland, Brandon	LB	6-3	263	27	4	Pennsylvania	Sykesville, MD	FA-18
14	Darnold, Sam	QB	6-3	225	21	R	Southern California	Capistrano Beach, CA	D1-18
70	Dozier, Dakota	G	6-4	313	27	5	Furman	West Columbia, SC	D4c-14
4	Edwards, Lachlan	P	6-4	209	26	3	Sam Houston State	Hastings, Australia	D7a-16
81	Enunwa, Quincy	WR	6-2	225	26	4	Nebraska	Moreno Valley, CA	D6b-14
94	Fatukasi, Folorunso	DL	6-4	318	23	R	Connecticut	Far Rockaway, NY	D6b-18
78	Harrison, Jonotthan	OL	6-4	300	27	5	Florida	Groveland, FL	FA-17
35	Henderson, De'Angelo	RB	5-7	208	26	2	Coastal Carolina	Summerville, SC	FA-18
42	Hennessy, Thomas	LS	6-2	246	24	2	Duke	Bardonia, NY	T-17 (IND)
89	Herndon, Chris	TE	6-4	253	22	R	Miami (FL)	Norcross, GA	D4-18
46	Hewitt, Neville	LB	6-2	234	25	4	Marshall	Conyers, GA	FA-18
48	Jenkins, Jordan	LB	6-3	259	24	3	Georgia	Hamilton, GA	D3-16
22	Johnson, Trumaine	CB	6-2	213	28	7	Montana	Stockton, CA	UFA-18 (LAR)
31	Jones, Derrick	CB	6-2	188	24	2	Mississippi	Eupora, MS	D6c-17
91	Kaufusi, Bronson	DL	6-6	275	27	3	Brigham Young	Provo, UT	FA-18
10	Kearse, Jermaine	WR	6-1	209	28	7	Washington	Lakewood, WA	T-17 (SEA)
57	Lamur, Emmanuel	LB	6-4	245	29	7	Kansas State	West Palm Beach, FL	W-18 (OAK)
86	Leggett, Jordan	TE	6-5	258	23	2	Clemson	Navarre, FL	D5a-17
61	Long, Spencer	C	6-5	318	28	5	Nebraska	Elkhorn, NE	UFA-18 (WAS)
50	Luvu, Frankie	LB	6-3	236	22	R	Washington State	Tafuna, American Samoa	FA-18
15	McCown, Josh	QB	6-4	218	39	16	Sam Houston State	Jacksonville, TX	FA-17
25	McGuire, Elijah	RB	5-10	214	24	2	Louisiana-Lafayette	Houma, LA	D6a-17
99	McLendon, Steve	DL	6-3	310	32	9	Troy	Ozark, AL	UFA-16 (PIT)
45	Miles, Rontez	S	6-0	203	30	4	California (PA)	Braddock, PA	FA-13
2	Myers, Jason	K	5-10	190	27	4	Marist	Chula Vista, CA	W-18 (SEA)
43	Nickerson, Parry	CB	5-10	182	24	R	Tulane	New Orleans, LA	D6a-18
17	Peake, Charone	WR	6-2	209	26	3	Clemson	Moore, SC	D7b-16
98	Pennel, Mike	DL	6-4	332	27	5	Colorado State-Pueblo	Denver, CO	W-16 (GB)
56	Pierre-Louis, Kevin	LB	6-0	230	27	5	Boston College	Norwalk, CT	UFA-18 (KC)
79	Qvale, Brent	OL	6-7	315	27	4	Nebraska	Williston, ND	FA-14
19	Roberts, Andre	WR	5-11	195	30	9	The Citadel	Columbia, SC	UFA-18 (ATL)
27	Roberts, Darryl	DB	6-0	182	28	4	Marshall	Lakeland, FL	W-16 (INE)
30	Robinson, Rashard	CB	6-2	177	23	3	LSU	Pompano Beach, FL	T-17 (SF)
97	Shepherd, Nathan	DL	6-4	315	25	R	Fort Hays State	Ajax, Canada	D3-18
41	Skrine, Buster	CB	5-9	185	29	8	Tennessee-Chattanooga	Woodstock, GA	UFA-15 (CLV)
65	Smith, Eric	T	6-4	308	23	2	Virginia	Decatur, GA	FA-18
83	Tomlinson, Eric	TE	6-6	263	26	3	UTEP	Klein, TX	FA-16
5	Webb, Davis	QB	6-5	225	23	2	California	Prosper, TX	FA-18
92	Williams, Leonard	DL	6-5	302	24	4	Southern California	Daytona Beach, FL	D1-15
54	Williamson, Avery	LB	6-1	246	26	5	Kentucky	Milan, TN	UFA-18 (TEN)
52	Wint, Anthony	LB	6-0	224	23	R	Florida International	Homestead, FL	FA-18
67	Winters, Brian	G	6-4	320	27	6	Kent State	Hudson, OH	D3-13

ROSTER - 53

PRACTICE SQUAD

44	Bouagnon, Joel	RB	6-2	230	23	1	Northern Illinois	Pomona, CA	FA-18
38	Bryant, Brandon	S	6-0	215	23	R	Mississippi State	Tunica, MS	FA-18
53	Celestin, Jonathan	LB	6-1	232	23	R	Minnesota	Jonesboro, GA	FA-18
84	Jones, J.J.	WR	5-10	174	26	R	West Georgia	Fulton, MS	FA-18
76	Joseph, Dieugot	T	6-6	300	24	1	Florida International	Orlando, FL	FA-18
47	Miller, Charlie	DB	5-10	175	24	1	Dartmouth	Shoreview, MN	FA-18
37	Thompson, Mark	RB	6-1	235	24	R	Florida	La Mott, PA	FA-18
64	Toth, Jon	C	6-5	298	24	1	Kentucky	Indianapolis, IN	FA-18
75	Vaeao, Destiny	DT	6-4	299	24	3	Washington State	Pago Pago, American Samoa	FA-18
16	Yancy, DeAngelo	WR	6-1	220	24	1	Purdue	Atlanta, GA	FA-18

RESERVE/INJURED

55	Attaochu, Jeremiah	LB	6-3	252	25	5	Georgia Tech	Washington, DC	FA-18
77	Carpenter, James	G	6-5	321	29	8	Alabama	Augusta, GA	UFA-15 (SEA)
20	Crowell, Isaiah	RB	5-11	225	27	5	Alabama State	Columbus, GA	UFA-18 (CLV)
71	Ijalana, Ben	T	6-4	322	29	8	Villanova	North Brunswick, NJ	W-13 (IND)
95	Martin, Josh	LB	6-3	245	27	6	Columbia	Aurora, CO	FA-15
82	Matthews, Rishard	WR	6-0	217	29	7	Nevada	Santa Ana, CA	FA-18
26	Maye, Marcus	S	6-0	207	25	2	Florida	Melbourne, FL	D2-17
36	Middleton, Doug	S	6-0	210	25	2	Appalachian State	Winston-Salem, NC	FA-16
29	Powell, Bilal	RB	5-10	204	30	8	Louisville	Lakeland, FL	D4-11
72	Shell, Brandon	T	6-5	324	26	3	South Carolina	Goose Creek, SC	D5-16
85	Sterling, Neal	TE	6-4	257	26	4	Monmouth	Belmar, NJ	FA-17

RESERVE/SUSPENDED

58	Lee, Darron	LB	6-1	232	24	3	Ohio State	Chattanooga, TN	D1-16
----	-------------	----	-----	-----	----	---	------------	-----------------	-------

NUMERICAL ROSTER



NO.	NAME	POS	HT	WT	AGE	EXP	COLLEGE	HOMETOWN	GP/GS/DNP/IA
2	Jason Myers	K	5-10	190	27	4	Marist	Chula Vista, CA	15/0/0/0
4	Lachlan Edwards	P	6-4	209	26	3	Sam Houston State	Hastings, Australia	15/0/0/0
5	Davis Webb	QB	6-5	225	23	2	California	Prosper, TX	0/0/4/2
10	Jermaine Kearse	WR	6-1	209	28	7	Washington	Lakewood, WA	14/9/0/1
11	Robby Anderson	WR	6-3	190	25	3	Temple	Ft. Lauderdale, FL	13/8/0/2
14	Sam Darnold	QB	6-3	225	21	R	Southern California	Capistrano Beach, CA	12/12/0/3
15	Josh McCown	QB	6-4	218	39	16	Sam Houston State	Jacksonville, TX	4/3/11/0
17	Charone Peake	WR	6-2	209	26	3	Clemson	Moore, SC	12/0/0/3
18	Deontay Burnett	WR	6-0	186	21	R	Southern California	Compton, CA	4/1/1/4
19	Andre Roberts	WR	5-11	195	30	9	The Citadel	Columbia, SC	15/1/0/0
21	Morris Claiborne	CB	5-11	192	28	7	LSU	Shreveport, LA	15/15/0/0
22	Trumaine Johnson	CB	6-2	213	28	7	Montana	Stockton, CA	10/10/0/5
23	Terrence Brooks	S	5-11	200	26	5	Florida State	Dunnellon, FL	15/0/0/0
25	Elijah McGuire	RB	5-10	214	24	2	Louisiana-Lafayette	Houma, LA	7/2/0/0
27	Darryl Roberts	DB	6-0	182	28	4	Marshall	Lakeland, FL	15/10/0/0
30	Rashard Robinson	CB	6-2	177	23	3	LSU	Pompano Beach, FL	10/0/0/0
31	Derrick Jones	CB	6-2	188	24	2	Mississippi	Eupora, MS	0/0/0/15
33	Jamal Adams	S	6-1	213	23	2	LSU	Lewisville, TX	15/15/0/0
34	Jeremy Clark	CB	6-3	220	24	2	Michigan	Madisonville, KY	0/0/0/4
35	De'Angelo Henderson	RB	5-7	208	26	2	Coastal Carolina	Summerville, SC	2/0/1/0
40	Trenton Cannon	RB	5-11	185	24	R	Virginia State	Hampton, VA	15/0/0/0
41	Buster Skrine	CB	5-9	185	29	8	Tennessee-Chattanooga	Woodstock, GA	13/10/0/2
42	Thomas Hennessy	LS	6-2	246	24	2	Duke	Bardonia, NY	15/0/0/0
43	Parry Nickerson	CB	5-10	182	24	R	Tulane	New Orleans, LA	15/2/0/0
45	Rontez Miles	S	6-0	203	30	4	California (PA)	Braddock, PA	7/0/0/0
46	Neville Hewitt	LB	6-2	234	25	4	Marshall	Conyers, GA	15/3/0/0
48	Jordan Jenkins	LB	6-3	259	24	3	Georgia	Hamilton, GA	15/10/0/0
50	Frankie Luvu	LB	6-3	236	22	R	Washington State	Tafuna, American Samoa	13/0/0/2
51	Brandon Copeland	LB	6-3	263	27	4	Pennsylvania	Sykesville, MD	15/10/0/0
52	Anthony Wint	LB	6-0	224	23	R	Florida International	Homestead, FL	1/0/0/0
54	Avery Williamson	LB	6-1	246	26	5	Kentucky	Milan, TN	15/15/0/0
56	Kevin Pierre-Louis	LB	6-0	230	27	5	Boston College	Norwalk, CT	9/0/0/5
57	Emmanuel Lamur	LB	6-4	245	29	7	Kansas State	West Palm Beach, FL	0/0/1/0
61	Spencer Long	C	6-5	318	28	5	Nebraska	Elkhorn, NE	12/12/2/1
65	Eric Smith	T	6-4	308	23	2	Virginia	Decatur, GA	0/0/0/1
67	Brian Winters	G	6-4	320	27	6	Kent State	Hudson, OH	15/15/0/0
68	Kelvin Beachum	T	6-3	308	29	7	SMU	Mexia, TX	15/15/0/0
69	Ben Braden	OL	6-6	329	24	1	Michigan	Rockford, MI	1/0/0/4
70	Dakota Dozier	G	6-4	313	27	5	Furman	West Columbia, SC	5/2/3/7
78	Jonotthan Harrison	OL	6-4	300	27	5	Florida	Groveland, FL	15/7/0/0
79	Brent Qvale	OL	6-7	315	27	4	Nebraska	Williston, ND	15/1/0/0
81	Quincy Enunwa	WR	6-2	225	26	4	Nebraska	Moreno Valley, CA	11/10/0/4
83	Eric Tomlinson	TE	6-6	263	26	3	UTEP	Klein, TX	15/12/0/0
86	Jordan Leggett	TE	6-5	258	23	2	Clemson	Navarre, FL	14/3/0/1
89	Chris Herndon	TE	6-4	253	22	R	Miami (FL)	Norcross, GA	15/11/0/0
91	Bronson Kaufusi	DL	6-6	275	27	3	Brigham Young	Provo, UT	2/0/0/1
92	Leonard Williams	DL	6-5	302	24	4	Southern California	Daytona Beach, FL	15/15/0/0
93	Tarell Basham	LB	6-4	266	24	2	Ohio	Rocky Mount, VA	9/1/0/2
94	Folorunso Fatukasi	DL	6-4	318	23	R	Connecticut	Far Rockaway, NY	1/0/0/14
96	Henry Anderson	DL	6-6	301	27	4	Stanford	Atlanta, GA	15/2/0/0
97	Nathan Shepherd	DL	6-4	315	25	R	Fort Hays State	Ajax, Canada	15/5/0/0
98	Mike Pennel	DL	6-4	332	27	5	Colorado State-Pueblo	Denver, CO	15/7/0/0
99	Steve McLendon	DL	6-3	310	32	9	Troy	Ozark, AL	15/13/0/0

ROSTER - 53

PRACTICE SQUAD

16	DeAngelo Yancy	WR	6-1	220	24	1	Purdue	Atlanta, GA	0/0/0/0
37	Mark Thompson	RB	6-1	235	24	R	Florida	La Mott, PA	0/0/0/0
38	Brandon Bryant	S	6-0	215	23	R	Mississippi State	Tunica, MS	0/0/0/0
44	Joel Bouagnon	RB	6-2	230	23	1	Northern Illinois	Pomona, CA	0/0/0/0
47	Charlie Miller	DB	5-10	175	24	1	Dartmouth	Shoreview, MN	0/0/0/0
53	Jonathan Celestin	LB	6-1	232	23	R	Minnesota	Jonesboro, GA	0/0/0/0
64	Jon Toth	C	6-5	298	24	1	Kentucky	Indianapolis, IN	0/0/0/0
75	Destiny Vaeao	DT	6-4	299	24	3	Washington State	Pago Pago, American Samoa	0/0/0/0
76	Dieugot Joseph	T	6-6	300	24	1	Florida International	Orlando, FL	0/0/0/0
84	J.J. Jones	WR	5-10	174	26	R	West Georgia	Fulton, MS	0/0/0/0

RESERVE/INJURED

20	Isaiah Crowell	RB	5-11	225	27	5	Alabama State	Columbus, GA	13/6/0/0
26	Marcus Maye	S	6-0	207	25	2	Florida	Melbourne, FL	6/6/0/5
29	Bilal Powell	RB	5-10	204	30	8	Louisville	Lakeland, FL	7/7/0/0
36	Doug Middleton	S	6-0	210	25	2	Appalachian State	Winston-Salem, NC	7/4/0/0
55	Jeremiah Attaochu	LB	6-3	252	25	5	Georgia Tech	Washington, DC	11/0/0/3
71	Ben Ijalana	T	6-4	322	29	8	Villanova	North Brunswick, NJ	0/0/0/0
72	Brandon Shell	T	6-5	324	26	3	South Carolina	Goose Creek, SC	14/14/0/0
77	James Carpenter	G	6-5	321	29	8	Alabama	Augusta, GA	10/10/0/1
82	Rishard Matthews	WR	6-0	217	29	7	Nevada	Santa Ana, CA	5/0/0/2
85	Neal Sterling	TE	6-4	257	26	4	Monmouth	Belmar, NJ	5/4/0/4
95	Josh Martin	LB	6-3	245	27	6	Columbia	Aurora, CO	1/0/0/3

RESERVE/SUSPENDED

58	Darron Lee	LB	6-1	232	24	3	Ohio State	Chattanooga, TN	12/12/0/0
----	------------	----	-----	-----	----	---	------------	-----------------	-----------