



MIAMI DOLPHINS WEEKLY RELEASE

WEEK 14

NEW ENGLAND PATRIOTS (9-3) AT MIAMI DOLPHINS (6-6)

SUNDAY, DEC. 9, 2018 | 1 PM ET | HARD ROCK STADIUM | MIAMI GARDENS, FLA.





2018 MIAMI DOLPHINS SCHEDULE

PRESEASON

DATE	OPPONENT	STADIUM	TIME/ RESULT	NETWORK	RADIO	PRESENTING SPONSOR	GIVEAWAY
Thurs., Aug. 9	Tampa Bay	Hard Rock Stadium	L, 24-26	WFOR CBS4	560 WQAM KISS 99.9		
Fri., Aug. 17	at Carolina	Bank of America Stadium	L, 20-27	WFOR CBS4	560 WQAM KISS 99.9		
Sat., Aug. 25	Baltimore	Hard Rock Stadium	L, 10-27	WFOR CBS4	560 WQAM KISS 99.9		
Thurs., Aug. 30	at Atlanta	Mercedes-Benz Stadium	W, 34-7	WFOR CBS4	560 WQAM KISS 99.9		

REGULAR SEASON

DATE	OPPONENT	STADIUM	TIME/ RESULT	NETWORK	RADIO	PRESENTING SPONSOR	GIVEAWAY
Sun., Sept. 9	Tennessee	Hard Rock Stadium	W, 27-20	FOX	560 WQAM KISS 99.9		
Sun., Sept. 16	at N.Y. Jets	MetLife Stadium	W, 20-12	CBS	560 WQAM KISS 99.9		
Sun., Sept. 23	Oakland	Hard Rock Stadium	W, 28-20	CBS	560 WQAM KISS 99.9		
Sun., Sept. 30	at New England	Gillette Stadium	L, 7-38	CBS	560 WQAM KISS 99.9		
Sun., Oct. 7	at Cincinnati	Paul Brown Stadium	L, 17-27	CBS	560 WQAM KISS 99.9		
Sun., Oct. 14	Chicago	Hard Rock Stadium	W, 31-28 (OT)	FOX	560 WQAM KISS 99.9		
Sun., Oct. 21	Detroit	Hard Rock Stadium	L, 21-32	FOX	560 WQAM KISS 99.9		
Thurs., Oct. 25	at Houston	NRG Stadium	L, 23-42	FOX/NFLN Amazon	560 WQAM KISS 99.9		
Sun., Nov. 4	N.Y. Jets	Hard Rock Stadium	W, 13-6	CBS	560 WQAM KISS 99.9		
Sun., Nov. 11	at Green Bay	Lambeau Field	L, 12-31	CBS	560 WQAM KISS 99.9		
Sun., Nov. 25	at Indianapolis	Lucas Oil Stadium	L, 24-27	CBS	560 WQAM KISS 99.9		
Sun., Dec. 2	Buffalo	Hard Rock Stadium	W, 21-17	CBS	560 WQAM KISS 99.9		Roll-A-Banner
Sun., Dec. 9	New England	Hard Rock Stadium	1 p.m.	CBS	560 WQAM KISS 99.9	Hard Rock Hotel	
Sun., Dec. 16	at Minnesota	U.S. Bank Stadium	1 p.m.*	CBS	560 WQAM KISS 99.9		
Sun, Dec. 23	Jacksonville	Hard Rock Stadium	1 p.m.*	CBS	560 WQAM KISS 99.9		
Sun., Dec. 30	at Buffalo	New Era Field	1 p.m.*	CBS	560 WQAM KISS 99.9		

* Game subject to flex scheduling
ALL TIMES EASTERN



All Dolphins games can be heard on 560 WQAM and Kiss 99.9, the flagship stations of the Miami Dolphins Radio Network, Dolphins.com and throughout South and Central Florida on stations that make up The Miami Dolphins Radio Network. In addition to the game broadcasts, the stations will feature expanded pre-, halftime and postgame shows. Dolphins fans who tune into Miami's Sportsradio 560 WQAM will have the opportunity to listen to live broadcasts of Head Coach Adam Gase's day-after game press conferences and "Dolphins Friday," a day of Dolphins' centric-content on the station featuring interviews with players, coaches, and team executives. Fans can also listen to the Dolphins in Spanish on Univision Deportes Radio WQBA 1140 AM.

WFOR-TV, CBS4 will once again be the preseason home of the Dolphins. All four of the Miami Dolphins preseason games will be broadcast in Miami-Fort Lauderdale on WFOR-TV (CBS4), the official home of the Miami Dolphins in South Florida.



WEEK 14: NEW ENGLAND TABLE OF CONTENTS

MEDIA INFORMATION	2-3
HARD ROCK STADIUM	4-5
DOLPHINS IN THE COMMUNITY	6-8
DOLPHINS NOTES	9-14
DOLPHINS AWARD CANDIDATES	15
WHAT TO LOOK FOR IN 2018	16-17
DOLPHINS VS. THE PATRIOTS	18-21
FREE AGENCY TRACKER	22
DOLPHINS 2018 ROOKIE CLASS	23
RADIO	24
NFL STANDINGS	25
DEPTH CHART	29
PROJECTED CONTRIBUTORS	30-31
TRANSACTIONS	32-33
PRONUNCIATION GUIDE	33
ROSTERS	34-37
SUPPLEMENTAL STATS	41-57
THE LAST TIME IT HAPPENED	58-61
GAME RECAPS	65-76
LAST WEEK'S GAMEBOOK	77-92
EXECUTIVE BIOS	95-98
COACHING BIOS	99-102
PLAYER BIOS	103-245
INJURED RESERVE AND PRACTICE SQUAD	246
HISTORY & RECORDS	249-325

MIAMI DOLPHINS MEDIA WEBSITE

media.miamidolphins.com

The Miami Dolphins media website features everything a media member needs to cover the team. Visitors can find transcripts, press releases, weekly releases, credentials, notes, flip cards, an archive of old media guides and gamebooks and more by visiting media.miamidolphins.com.



WEEKLY MEDIA SCHEDULE: WEEK 14 VS. NEW ENGLAND

27 TUE	28 WED	29 THU	30 FRI	1 SAT	2 SUN	3 MON
Conference Call 1:45 p.m. Patriots Head Coach Bill Belichick	Practice* 12:15 p.m. Head Coach Adam Gase 2:10 p.m. (media work room) Players 2:15 p.m. (open locker room)	Practice* 12:05 p.m. Head Coach Adam Gase 1:45 p.m. (media work room) Players 2:15 p.m. (open locker room) Coordinators 3:45 p.m. (media work room)	Practice* 11:30 a.m. Head Coach Adam Gase 12:30 p.m. (media work room) Players 12:30 p.m. (open locker room)	No media availability	Week 14 vs. New England 1 p.m. TV - CBS	TBD

* Practice will be open to media for approximately 30 minutes.

DOLPHINS ON THE AIR

TV:	WFOR-TV (CBS 4 - Miami-Ft. Lauderdale) WPEC-TV (West Palm Beach) WINK-TV (Ft. Myers)	
Broadcasters:	Ian Eagle – Play-By-Play	
	Dan Fouts – Color Analyst Evan Washburn – Sideline	
Local Radio:	Dolphins Radio Network KISS 99.9-FM WQAM 560-AM	
Broadcasters:	Jimmy Cefalo – Play-By-Play	
	Bob Griese – Color Analyst Joe Rose – Color Analyst Kim Bokamper – Sideline	
Spanish Radio:	Dolphins Spanish Radio WQBA-1140 AM	
Broadcasters:	Roly Martin – Play-By-Play Eduardo Martell – Color Analyst	

GAME ENTERTAINMENT



Presenting Sponsor: Hard Rock Hotel
National Anthem: Navy Band Southeast under the direction of Drum Major Musician First Class Kevin Creasy and Lieutenant Luslida Barbosa
Color Guard: 4th Air Naval Gunfire Liaison Company Color Guard, Commanded by Sergeant Evan Hardwick
Flyover: 85th Operational Test and Evaluation Squadron
Everyday Hero: Sergeant Kyle Samess
Military Units of the Game: 4th ANGLICO Marines from West Palm and U.S. Marine Corps Forces, South
Vietnam Veteran of the Game: Boris Mantecon
Military Family of the Game: Staff Sergeant Jehud Presume and his family
Special Teams presented by AARP Foundation Volunteer of the Game: Beverly Fagen
Honorary Captains: Zach Thomas, Dick Anderson and Patrick Surtain
Youth Football Tradition National Anthem Team: Archbishop McCarthy High School
Pregame Activities: Miami Dolphins Cheerleaders performance
Halftime Activities: Miami Dolphins Cheerleader performance featuring youth dancers from Dance Theatre

COMMUNICATIONS DEPARTMENT



JASON JENKINS

Sr. Vice President, Communications & Community Affairs

O: 954-452-7174
JJenkins@dolphins.com



MATT TAYLOR

Sr. Director of Football Communications

O: 954-452-7179
MattTaylor@dolphins.com



THERESA GARNER

Corporate Communications Senior Manager

O: 305-943-1451
TGarnier@dolphins.com



BRETT BRECHEISEN

Football Communications Manager

O: 954-452-7190
BBrecheisen@dolphins.com



RENZO SHEPPARD

Football Communications Manager

O: 954-452-7144
RSheppard@dolphins.com



SYDNEY WADE

Communications Coordinator

O: 954-452-7198
SWade@dolphins.com



PAOLA ARGUETA

Corporate Communications Staff Assistant

O: 305-943-6703
PArgueta@dolphins.com



KYLE WILLIAMS

Football Communications Staff Assistant

O: 954-452-7177
KWilliams@dolphins.com



MIAMI DOLPHINS MEDIA WORKROOM ACCESS & PARKING INFORMATION FOR THE 2018 SEASON

As a reminder, the workroom for accredited media covering the Miami Dolphins is located behind the Dolphins Pro Shop at the Baptist Health Training Facility at Nova Southeastern University. Access to the media workroom is granted by the Communications Staff to members of the media upon their arrival at training camp.

Parking passes are distributed by the Communications Department. The passes **need to be clearly displayed** to gain entry into the media parking areas. Media parking is available at the Nova Southeastern University Medical School garage (HPD Garage), which is next to the Dolphins Pro Shop, and located near the intersection of University Drive and S.W. 30th Street, between Griffin Road and I-595. Access to this garage is off University Drive and S.W. 30th Street. In the event the HPD Garage is full, the overflow media parking will be in the AUX Parking Lot next to the NOVA Softball fields.

PLEASE NOTE – ALL MEDIA ARE ASKED TO PARK ON THE SECOND FLOOR OF THE HPD GARAGE. PARKING ON THE FIRST FLOOR IS RESERVED FOR NOVA PATIENTS ONLY. THE GARAGE WILL BE MONITORED BY NOVA AND THOSE WHO PARK ON THE FIRST FLOOR WILL BE TICKETED.

PLEASE PREARRANGE ALL LIVE TRUCK PARKING through the Miami Dolphins Communications Department.

DIRECTIONS TO PARKING GARAGE AT NOVA SOUTHEASTERN UNIVERSITY

FROM I-95 OR FLORIDA'S TURNPIKE

- Exit at I-595; proceed west to University Drive exit
- Turn left (south) onto University Drive
- Proceed to S.W. 30th Street (Abe Fischler Blvd.) turn left (east)
- Proceed past the Miami Dolphins facility to Ray Ferrero Jr. Blvd.
- Turn right and parking garage will be on your right.

UNIVERSITY DRIVE

- From north of I-595
- Take University Drive south past I-595 to S.W. 30th Street (Abe Fischler Blvd.) turn left (east).
- Proceed past the Miami Dolphins facility to Ray Ferrero Jr. Blvd.
- Turn right and parking garage will be on your right.

FROM SOUTH OF GRIFFIN ROAD

- Take University Drive north past Griffin Road to S.W. 30th Street (Abe Fischler Blvd.) turn right (east)
- Proceed past the Miami Dolphins facility to Ray Ferrero Jr. Blvd.
- Turn right and parking garage will be on your right.






A GLOBAL ENTERTAINMENT DESTINATION


AN EVOLUTION

Hard Rock Stadium embarked on a multi-year renovation to make the facility a global entertainment destination. Privately funded by Owner Stephen Ross, the \$500 million renovation replaced every seat within the bowl, rebuilt concourses with additional amenities for restrooms, retail and concessions and moved seats 25 feet closer to the field.



COMPREHENSIVE MODERNIZATION

Every aspect of the facility was touched during the renovation. The renovation brought four high-definition video boards and the installation of a state-of-the-art canopy that keeps as many as 91 percent of fans in the shade. Remodeled, modernized suites throughout the stadium offer a more intimate club space with improved amenities and food, as well as the addition of theatre boxes, four new corner clubs and new landscaping bringing nearly 58,000 new trees and shrubs to the exterior of the stadium.



Hard Rock Stadium is a global entertainment destination that encompasses art, culture, some of the best food in the region, diversity, an elevated fan experience and the best that Miami has to offer.



The venue serves as home to the Miami Dolphins, University of Miami football team, Orange Bowl, Super Bowl LIV and the 100th anniversary of the NFL, College Football Playoff National Championship in 2021, major concerts, international soccer and a host of world-class events.





MIAMI DOLPHINS IN THE COMMUNITY

MIAMI DOLPHINS PARTNER WITH ROSS INITIATIVE IN SPORTS FOR EQUALITY (RISE), MIAMI-DADE SCHOOLS POLICE DEPARTMENT AND NORTH MIAMI POLICE DEPARTMENT FOR FOOTBALL UNITES™ COMMUNITY BUILDING AND RIDE-ALONG

MIAMI, FLA. – As part of the Miami Dolphins FOOTBALL UNITES™ program, Miami Dolphins players, cheerleaders and staff spent the day with the Miami-Dade Schools Police Department and the North Miami Police Department to discuss community policing and take part in youth engagement activities.

The Dolphins worked with RISE, the Ross Initiative in Sports for Equality—a non-profit created by Dolphins Owner Stephen Ross dedicated to harnessing the unifying power of sports to improve race relations—on a series of facilitated discussions with high school students and law enforcement designed to break barriers and strengthen communities. To learn more about RISE, visit www.RISEtoWIN.org.



“What FOOTBALL UNITES™ and RISE has done is bring people together using sports as that unifier,” RISE Vice President of Leadership and Education of Programs Kim Miller said. “We need to have relationships between communities and law enforcement to make progress. We hope people can stop and think, ‘what is it that I can do?’ We each can be a leader whether you’re a 15-year-old or a 40-year-old officer, so we hope that we gave people that sense of empowerment that they can truly be change agents.”

Jerome Baker, Raekwon McMillan and cheerleaders began their morning with the Miami-Dade Schools Police Department (MDSPD) and visited Hialeah (Fla.) High School to participate in a RISE-led workshop with officers and the students of Coral Gables, Hialeah and Norland High Schools on the perceptions of law enforcement and teens and how together they can work to improve them and build a stronger community. The group later visited Madison Middle School to further spread the message of unity and togetherness.

“It’s an awesome opportunity when actual players that live in the community can take time out of their busy schedules and foster that relationship with kids and build that relationship as well,” Miami-Dade Schools Chief of Police Edwin Lopez said. “It’s a great opportunity for kids to see not only law enforcement but the commonalities and similarities between themselves and the players who were once them at their age. I think that the players of the Miami Dolphins are able to hear firsthand from law enforcement and from kids and I believe that law enforcement can hear from kids as well and their perspectives so it’s just an information sharing opportunity to highlight social issues that happen in the community. We all see the news and we are able to see one perspective but here we are able to ask certain questions face to face and really get to the root of certain issues and improve. We can improve as law enforcement. I’m sure the students can improve in some way as well and then we have the Miami Dolphins players that are there to serve in many capacities and share personal insight and make them part of a team.”

“With FOOTBALL UNITES™ we brought together law enforcement and people within the community and we talked about how we can bridge the gap between each other because us as people have a fear for law enforcement and try to stay away from them,” Miami Dolphins linebacker Raekwon McMillan said. “I learned some perspective on how law enforcement works, how they think and how we can help ourselves be in a better relationship with them. It’s always good to get around the youth and to just change their perspective on how they see police officers as well. They are our tomorrow. They are the future so it is us coming out to see them and letting them know that law enforcement is positive and not a negative and can help them in the long run. That is what the sport of football is for.”

Later in the day, Walt Aikens, Kalen Ballage, MarQueis Gray, Kenny Stills and cheerleaders met with the North Miami Police Department (NMPD) and their Police Athletic League (PAL) program to take part in a similar RISE-led session. After the session, the Dolphins took part in a ride along with NMPD where they stopped to see their new PAL center, partially funded through the FOOTBALL UNITES™ program and visited the Center Court Apartments in a surprise meet and greet with residents.

“Although we have different perspectives on things throughout life and throughout the community, just because they’re different doesn’t mean they are wrong,” North Miami Chief of Police Larry Juriga said. “We can have an understanding now after talking with the kids and talking with the players and we might not always agree but we can certainly understand better. If we show that we are unified in trying to engage and trying to make things better then it will lead to a better community for all of us.”

“It was all about perspective; I didn’t know that these kids viewed the officers this way and we have to change that as adults,” Miami Dolphins cornerback Walt Aiken said. “For the officers, they see the same things that we see in the youth and they know that they are our future and we have to positively influence them to better ourselves and the future.”



MIAMI DOLPHINS IN THE COMMUNITY

MIAMI DOLPHINS ANNOUNCE WEEK 13 PLAYFOOTBALL AWARD WINNERS

Miami – The Miami Dolphins announced their PlayFootball Week 13 award winners in a program designed to celebrate youth football in South Florida. For each home game, the Dolphins will identify a high school coach of the week, high school player of the week, youth player of the week and team mom of the week. Award recipients will receive tickets to a Dolphins home game, be presented with a plaque on the field at Hard Rock Stadium and receive acknowledgement of their accomplishment in the game program and through the Dolphins' social media platforms. The Dolphins also will recognize a team of the week who will be on field during the national anthem.

The program concludes at the Dolphins-Jaguars game where the Dolphins will honor yearly award winners in all categories with the exception of the team of the year.

Week 13 Winners:

- High School Coach of the Week: **Roland Smith** from Miami Central Senior High School. The Rockets defeated the number one team in the state, the Carol City Chiefs, 30-21. Their stout defense held the Chiefs to 21 points, while their explosive running game sealed the victory as Lexington Joseph sprinted 80 yards for a touchdown in the final minutes of the crosstown rivalry game. Smith was originally drafted by the Dolphins in the 8th round of the 1991 NFL draft.
- High School Player of the Week: **Lexington Joseph** from Miami Central Senior High School. Joseph rushed for 270 yards and two touchdowns to help lift the Rockets to a 30-21 victory over the Carol City Chiefs. Joseph recently committed to Florida International University.
- Youth Player of the Week: **Malachi Keels** from the South Miami Grey Ghosts of the Miami Xtreme Football League. Malachi had three touchdowns, two rushing and one passing touchdown, in a 24-14 victory over the Kendall Boys and Girls Club.
- Team Mom of the Week: **Eida Rodriguez** from the Kendall Hammock Warriors 10U of the Miami Xtreme Football League. Rodriguez goes above and beyond for the 28 players on her team. She volunteers countless hours. Including working concessions whenever she is needed. Rodriguez is known for keeping all parents informed with weekly practice and game schedules and every year she finds a new way to help fundraise for both her team and the park. Her team believes she is the backbone of the group and appreciate her leadership, dedication and the sacrifices she makes for the kids.
- Team of the Week: **FOOTBALL UNITES™ Captains**. The Captains Program is a diversity and inclusion initiative that brings together middle school students from various backgrounds for monthly activities. For the Bills game, the Captains joined us for their fifth and final event of the season to commemorate the diversity and inclusion initiative



(L-R) Dolphins Youth Programs Manager & Alum Troy Drayton, Lexington Joseph, Dolphins Alum Sam Madison



FOOTBALL UNITES™ Captains at the Dolphins vs. Bills Game

The Junior Dolphins program encourages youth players and coaches to learn, teach and play football in a fun and safe environment. The Junior Dolphins program is designed to give kids access to learn the fundamentals of football using the NFL's top resources. To grow the game, the Junior Dolphins program will work to educate coaches, parents and youth on the health and safety of football with a strong emphasis on character development. Junior Dolphins is building the next generation of Dolphins Fans.



(L-R) Dolphins Youth Programs Manager & Alum Troy Drayton, HSCOW Roland Smith, Dolphins Alum Sam Madison



(L-R) Dolphins YP Manager & Alum Troy Drayton, Eida Rodriguez, Roland Smith, Lexington Joseph, Dolphins Alum Sam Madison



MIAMI DOLPHINS IN THE COMMUNITY



SEVERAL DOLPHINS PLAYERS PARTICIPATE IN MY CAUSE, MY CLEATS THIS WEEK

MIAMI, FLA. – For the third consecutive season, several members of the Dolphins will join players throughout the league this week in sharing causes important to them through the NFL's My Cause, My Cleats campaign.

More than 800 players around the NFL are expected to wear cleats bearing logos of organizations that support causes important to them. The initiative was the result of collaboration between the NFL and players. The topics players selected represent hundreds of different charitable organizations, from ones that focus on bullying prevention to those that work with autistic youth to those that support families impacted by gun violence. Players will share images of their cleats and the stories behind them on social media, using the hashtag #mycausemycleats. Players and teams worked directly with local customizers as well as Nike, Under Armour and Adidas to design their cleats.

Players will have the opportunity to raise funds for the causes of their choosing by auctioning their cleats at NFL Auction; 100 percent of funds raised will be donated to charities selected by players. Fans may bid on game-issued player cleats at [NFL.com/Auction](https://www.nfl.com/auction) and help players raise funds for their chosen causes. In addition, fans can visit www.nfl.com/mycausemycleats to learn more about each player's chosen cause.

MIAMI DOLPHINS PLAYERS – MY CAUSE, MY CLEATS

PLAYER	CAUSE	NON-PROFIT SUPPORTED
Aikens, Walt	Diabetes	American Diabetes Association
Amendola, Danny	Combat injured veterans	Adaptive Training Foundation
Armstrong, Cornell	Empowering student-athletes to transition from high school to college	Breaking Boundaries Foundation
Baker, Jerome	Boys & Girls Club	Boys & Girls Club
Branch, Andre	RISE	RISE
Brendel, Jake	Sudden cardiac arrest in youth	Living For Zachary
Carroo, Leonte	Pancreatic cancer	American Cancer Society
Denney, John	Assisted therapy programs for those with special needs	Island Dolphin Care
Derby, A.J.	Military appreciation	TAPS
Drake, Kenyan	Boys & Girls Club	Boys & Girls Club
Drake, Kenyan	Cleft repair for children	Smile Train
Gesicki, Mike	Childhood cancer	THON
Grant, Jakeem	Cerebral palsy	Cerebral Palsy Foundation
Harris, Charles	Multiple sclerosis	MS Foundation
James, Ja'Wuan	Boys & Girls Club	Boys & Girls Club of Lanier
Kilgore, Daniel	Physical activity for special ed students	Tribe Games
Larsen, Ted	NICU	Phoenix Children's Hospital NICU
McTyer, Torry	Suicide prevention	American Foundation for Suicide Prevention
Osweller, Brock	Military appreciation	Honor House
Sanders, Jason	Military appreciation	Wounded Warrior Project
Smith, Maurice	Gun violence	Heavenbound Christian League
Stills, Kenny	Social justice	OK Program
Tannehill, Ryan	Freedom from slavery and human trafficking	The A21 Campaign
Tannehill, Ryan	Clean water	Lifewater International
Wake, Cameron	Engaging, empowering and educating young men through mentorship	APEX Academy
Woodard, Jonathan	Suicide prevention	American Foundation for Suicide Prevention
Young, Sam	Cancer	Dolphins Cancer Challenge



TEAM & OFFENSE NOTES

DOLPHINS LOOK FOR SIXTH HOME VICTORY THIS SEASON VS. PATRIOTS

The **Miami Dolphins look to improve to 7-6 on the season** when they host New England on **Sunday, Dec. 9 at 1 p.m.** The Dolphins are 5-1 at Hard Rock Stadium this season.

The Dolphins hold a 36-15 all-time record against New England at home and **have won four of the past five meetings at Hard Rock Stadium.** In December/January games at home, Miami holds a 16-5 edge over New England, including a 6-2 mark since 2000.

New England won the first meeting between the two teams this season, posting a 38-7 win in Foxborough on Sept. 30.

ROCKING AT HARD ROCK STADIUM

Miami has established quite a home-field advantage following the major renovation and canopy addition to Hard Rock Stadium in 2016. This season, the Dolphins are 5-1 at home.

- In 2016, the first year with the canopy, the **Dolphins went 6-2 at home, their best home record since 2002.**
- Miami had a stretch of **five straight home victories** in the middle of the 2016 season, which was **the team's longest home winning streak since 2001-02.**
- **Miami's 16 wins in their past 22 regular-season games at Hard Rock Stadium is the team's best home stretch since they went 18-6 from Sept. 4, 2001 to Dec. 28, 2003.**
- Miami has a **winning record at Hard Rock Stadium in every season Gase has been head coach (since 2016),** including 2017 when they played just seven home games at the stadium as one was moved to London.

THE DOLPHINS IN ONE-SCORE GAMES

Miami picked up right where it left off in one-score games, posting wins of 8 points or less in each of its first three games and all six wins of the 2018 season. **The Dolphins are 19-6 in one-score games (8-point margin or less) in the Adam Gase era (2016-present).** This includes a stretch of 12-straight wins in one-score games from Sept. 25, 2016 – Oct. 22, 2017.

RECORD IN 1-SCORE GAMES	
YEAR	RECORD
2016	8-2
2017	5-3
2018	6-1
TOTAL	19-6

2018 DRAFT CLASS MAKING PLAYS

Miami has seen major contributions from a number of their 2018 draft picks. On defense, both **S Minkah Fitzpatrick** (59) and **LB Jerome Baker** (54) rank among the NFL's top 12 rookie tacklers.

Fitzpatrick is **one of just eight rookies with 50+ tackles and an interception this season** and one of just seven with 50+ tackles and 5+ passes defended. His 59 tackles are 10th among rookies while his seven passes defended are tied for sixth. He's also played three different positions – safety, boundary corner and slot corner – for the Dolphins defense.

Baker is **one of just four NFL rookies with 50+ tackles and at least one sack and interception.** He's one of four rookies with a pick-six and one of just five rookie linebackers with an interception.

K Jason Sanders is **the only rookie to kick in all of his team's games this season** and is one of just three NFL kickers to kick in all of his team's games and miss two or fewer kicks this year (N.Y. Giants' **Aldrick Rosas** and New Orleans' **Will Lutz**).

The Dolphins have also gotten contributions from some other draftees. **TE Mike Gesicki's 18 receptions are fourth among NFL rookie tight ends** and his 156 receiving yards are tied for fifth. **CB Cornell Armstrong** and **TE Durham Smythe** have played in 11 games each and play major roles on special teams.

TANNEHILL & GASE CONNECTION

QB Ryan Tannehill has played some of the best football of his career under Head Coach Adam Gase:

- The Dolphins are **13-7 in games that Tannehill starts** in the Gase era (2016-present).
- In those 20 games, the Dolphins **have connected on a 50+ yard pass in 10 of them.**
- Tannehill **averages 7.60 yards per attempt and has a 95.0 quarterback rating** in 20 starts under Gase.
- Tannehill's **7.60 yards per attempt since 2016 is 13th in the NFL** in that span (min: 300 att.).
- Tannehill has posted a **quarterback rating of 115+ in six of his past 10 games.**
- In 2016, Tannehill had the best QB rating (93.5) and yards per attempt (7.70) in his career.
- His **93.5 passer rating in 2016 was the fourth-best in team history** and highest since 2008.





OFFENSE NOTES

GORE NEARING ANOTHER MILESTONE

RB Frank Gore moved into sixth place among the NFL's all-time scrimmage yards chart in the Week 9 win vs. the N.Y. Jets, surpassing Lions great **RB Barry Sanders**. He now has 18,414 career scrimmage yards and **trails RB LaDainian Tomlinson (18,456) by 42** scrimmage yards for fifth place in league history.



Gore achieved another milestone in Week 10 vs. Green Bay, this one being an NFL record. He surpassed 500+ rushing yards for the 14th consecutive season – every season of his NFL career. Gore was previously tied with Hall of Fame **RB Emmitt Smith** and **RB Walter Payton** with 13 consecutive seasons of 500+ rushing yards.

FRANK GORE – FUTURE HALL OF FAMER

RB Frank Gore signed with the Dolphins as an unrestricted free agent on March 22, 2018. The Miami native and University of Miami product is the fourth-leading rusher in NFL history after surpassing **RB Curtis Martin** in Week 2 at the N.Y. Jets:

NFL ALL-TIME LEADING RUSHERS					
NAME	YEARS	ATT	YDS	AVG	TD
1. Emmitt Smith	1990-2004	4,409	18,355	4.2	164
2. Walter Payton	1975-87	3,838	16,726	4.4	110
3. Barry Sanders	1989-98	3,062	15,269	5.0	99
4. FRANK GORE	2005-18	3,365	14,642	4.4	77
5. Curtis Martin	1995-2005	3,518	14,101	4.0	90

Gore's 124 consecutive games played are not only the most by an active running back but **the most by any active offensive skill player**:

MOST CONSECUTIVE GAMES PLAYED (ACTIVE NFL OFFENSIVE SKILL PLAYERS)		
NAME		CONS. GP
1. RB FRANK GORE (SF/IND./MIA.)		124
2. WR Demaryius Thomas (Den./Hou.)		119
3. WR Golden Tate (Sea./Det./Phi.)		106

Gore's 3,548 rushing yards since 2015 are fifth in the NFL in that span:

LEADING RUSHERS (SINCE 2015)				
NAME	ATT	YDS	AVG	TD
1. Todd Gurley (STL/LAR)	1,019	4,471	4.4	44
2. LeSean McCoy (Buf.)	867	3,778	4.4	24
3. Ezekiel Elliott (Dal.)	804	3,764	4.7	28
4. Lamar Miller (Mia./Hou.)	876	3,709	4.2	19
5. FRANK GORE (IND./MIA.)	923	3,569	3.9	13
6. Melvin Gordon III (SD/LAC)	875	3,545	4.1	27

GORE JOINS EXCLUSIVE CLUB

RB Frank Gore became just the fifth NFL player since the merger in 1970 to rush for 100+ yards at the age of 35 or older when he ran for 101 yards in the Week 6 win vs. Chicago:

OLDEST NFL PLAYERS TO RUSH FOR 100+ YARDS IN A GAME (SINCE 1970)					
	NAME	AGE	DATE	OPP.	YDS.
1.	MacArthur Lane (KC)	36-199	10/1/78	at Buf.	144
2.	John Riggins (Was.)	36-84	10/27/85	at Cle.	112
3.	John Riggins (Was.)	36-70	10/13/85	Det.	114
4.	John Riggins (Was.)	36-64	10/7/85	StL	103
5.	Marcus Allen (KC)	35-252	12/3/95	at Oak.	124
6.	Marcus Allen (KC)	35-210	10/22/95	at Den.	121
7.	Emmitt Smith (Ari.)	35-162	10/24/04	Sea.	106
8.	FRANK GORE (MIA.)	35-153	10/14/18	CHI.	101
9.	Emmitt Smith (Ari.)	35-141	10/3/04	NO	127

FRANK GORE QUICK FACTS:

- Has started 120 consecutive games.
- Is 1st running back to start 120+ straight games since **RB Eddie George** started 130 in a row from 1996-2004.
- His 77 career rushing TDs are tied for 22nd in NFL history.
- His 208 career games played are 7th in NFL history among running backs.
- Has 44 career 100-yard rushing games.
- Has 352 career runs of 10+ yards, which is third in NFL history since records were tracked in 1994.
- Is one of just five NFL players to record 9+ seasons with 1,000+ rushing yards. The other four are all in the Pro Football Hall of Fame.
- Holds the NFL record with 12 straight seasons of 1,200+ yards from scrimmage.
- Has 12 consecutive season of 1,000+ yards from scrimmage and is just 1 season shy of the NFL record held by **RB Emmitt Smith**.

GORE IS NFL'S SEVENTH-BEST BACK IN PAST 17 GAMES

Dating back to Week 13 of the 2017 season **RB Frank Gore** is the NFL's seventh leading rusher:

RUSHING YARDS (WEEK 13, 2017 – PRESENT)				
NAME	ATT	YDS	AVG	TD
1. Todd Gurley (STL/LAR)	308	1,615	5.2	20
2. Ezekiel Elliott (Dal.)	291	1,350	4.6	6
3. Kareem Hunt (KC)	269	1,261	4.7	11
4. Melvin Gordon III (LAC)	249	1,209	4.9	12
5. Lamar Miller (Hou.)	235	1,109	4.7	3
6. Christian McCaffrey (Car.)	204	1,030	5.1	5
7. FRANK GORE (IND./MIA.)	239	1,006	4.2	0
8. Isaiah Crowell (Cle./NYJ)	202	979	4.9	6
9. Matt Breida (SF)	184	978	5.3	4
10. Peyton Barber (TB)	247	970	3.9	5



OFFENSE NOTES

THE STILLS CONNECTION

WR **Kenny Stills** and QB **Ryan Tannehill** have quite the connection in **Head Coach Adam Gase's** offense, particularly down the field. In the 20 games the two have played together since 2016, Stills has four touchdown receptions of 50+ yards and 10 touchdowns overall. In total, **Stills has 14 touchdown receptions of 20+ yards since 2016**, which is third in the NFL in that span.



TD RECEPTIONS OF 20+ YARDS (2016-PRES.)

NAME	20+ YARD TD RECS
1. Antonio Brown (Pit.)	20
2. Tyreek Hill (KC)	16
3. KENNY STILLS (MIA.)	14

A CAREER OF BIG PLAYS

WR **Kenny Stills** has made a living making the big play. In his six NFL seasons, Stills has hauled in 246 passes for 3,954 yards (16.1 avg.). **His 16.1 yards per reception average is second-best in the NFL in that span** (min. 200 receptions):

YARDS PER CATCH (2013-PRESENT)

NAME	REC	YDS	AVG
1. DeSean Jackson (Phil./Was./TB)	314	5,452	17.4
2. KENNY STILLS (NO/MIA.)	246	3,954	16.1
3. Rob Gronkowski (NE)	322	5,046	15.7
4. Torrey Smith (Balt./SF/Phil./Car.)	219	3,426	15.6
5. Michael Floyd (Ari./NE/Min./Was.)	216	3,359	15.6

DOLPHINS OFFENSE EXPLODES AGAINST NO. 2 RANKED DEFENSE

The Dolphins had one of their best offensive performances in franchise history in Week 6 vs. Chicago against a defense that was 2nd in the NFL in yards allowed and 2nd in the NFL in points allowed entering the game.

Miami posted 541 yards of total offense, which was the fifth-most in a game in team history and fourth-most in a regular season game. The offense also scored 31 points in the win:

MOST NET YARDS IN TEAM HISTORY

DATE	OPP.	PASS	RUSH	TOTAL
1. 10/23/88	N.Y. Jets	521	63	584
2. 1/6/85	Pittsburgh*	435	134	569
3. 9/30/84	at St. Louis	420	132	552
4. 10/21/84	at New England	316	236	552
5. 10/14/18	CHICAGO	380	161	541

* AFC Championship game

HOME RUN HITTERS

The Dolphins have posted 12 passing touchdowns of 20+ yards already this season. **That number is tied for first in the NFL:**

20+ YARD PASSING TDs (2018)

TEAM	20+ YARD PASSING TDs
1. Pittsburgh Steelers	13
2. MIAMI DOLPHINS	12
Kansas City Chiefs	12
Los Angeles Chargers	12
5. Tampa Bay Buccaneers	11

SPREADING THE PASS AROUND

Four different Dolphins have thrown a touchdown pass this season – QB **Ryan Tannehill**, QB **Brock Osweiler**, WR **Albert Wilson** and WR **Danny Amendola** – which ties a team record (1966, 1983, 1993 and 2009). **The Dolphins are the only team in NFL history** (since the NFL began compiling individual statistics in 1933) **to have two different wide receivers throw TD passes in the same season.**

DeVANTE DOWN THE FIELD

WR **DeVante Parker** has made several highlight-reel catches over his four NFL seasons. **He is 10th in the NFL in career receiving yards among players who entered the league in 2015 or later:**

RECEIVING LEADERS

(players who entered the NFL in 2015 or later)

NAME	REC	YDS	AVG	TD
1. Amari Cooper (Oak./Dal.)	255	3,607	14.1	22
2. Michael Thomas (NO)	287	3,502	12.2	22
3. Stefon Diggs (Minn.)	284	3,311	11.7	21
4. Tyreek Hill (KC)	202	2,895	14.3	24
5. Tyler Lockett (Sea.)	181	2,529	14.0	18
6. Willie Snead IV (NO/Bal.)	200	2,478	12.4	8
7. Tyrell Williams (LAC)	143	2,410	16.9	17
Jamison Crowder (Was.)	209	2,410	11.5	13
9. Devin Funchess (Car.)	158	2,200	13.9	20
10. DeVANTE PARKER (MIA.)	160	2,186	13.7	9

AMENDOLA LEADS TEAM IN RECEIVING

WR **Danny Amendola** is quietly making a big impact for the Dolphins in his first season with the team despite how frequently the Dolphins spread the ball around. The free-agent pickup leads the team in receptions (48) and receiving yards (469).

Despite his memorable tenure in New England, Amendola is **on pace to lead his team in receptions for the first time since 2012 in St. Louis** when he caught 63 passes. The last time he led his team in receiving yards was in 2010 when he had 689 receiving yards for the Rams.



DEFENSE NOTES

CAM WAKE STILL SACKING QBs AT 36 YEARS OLD

DE Cameron Wake suffered a season-ending Achilles injury in his eighth game of the 2015 season at age 33. Despite a lengthy recovery and his age, Wake bounced back to have consecutive double-digit sack seasons in 2016 and 2017 for the first time in his career.



The Dolphins slowly brought Wake back in 2016 and re-inserted him as a starter in Week 6 of that season. Since then, he is 13th in the NFL with 25.5 sacks despite missing two games this season due to injury.

Wake played the 2017 season at 35 years old and totaled 10.5 sacks. He became the 12th player in NFL history (since 1982) and just the fourth in the past 15 years (John Abraham, Julius Peppers and Terrell Suggs) to record a double-digit sack season at the age of 35 or older.

ONE OF THE BEST UNDRAFTED PASS RUSHERS EVER

Wake is also one of the best undrafted pass rushers in NFL history. With 96.5 career sacks, he is second in NFL history (since sacks were recognized as an official statistic in 1982) for most career sacks by a player who was undrafted:

ALL-TIME SACK LEADERS (UNDRAFTED)		
NAME	YEARS	SACKS
1. John Randle (Min./Sea.)	1990-2003	137.5
2. CAMERON WAKE (MIA.)	2009-18	96.5
3. James Harrison (Pit./Cin./NE)	2004-17	84.5

THE NFL'S BEST SACK ARTIST SINCE HE ENTERED THE LEAGUE

Wake's consistency has placed him among the NFL's elite pass rushers. Since he entered the league in 2009, he leads the NFL in sacks:

MOST SACKS (2009-PRESENT)	
NAME	SACKS
1. CAMERON WAKE (MIA.)	96.5
2. Von Miller (Den.)	96.0
3. Julius Peppers (Chi./GB/Car.)	88.0
4. J.J. Watt (Hou.)	87.5
5. DeMarcus Ware (Dal./Den.)	85.0

SECOND IN TEAM HISTORY BEHIND JT

Since joining the Dolphins in 2009, Wake has compiled five double-digit sack campaigns, eight straight seasons of seven-plus sacks and is second in team history in all-time career sacks, behind Hall of Famer Jason Taylor.

SACK LEADERS (DOLPHINS HISTORY)		
NAME	YEARS	SACKS
1. Jason Taylor	1997-2007, 2009, 2011	131.0
2. CAMERON WAKE	2009-18	96.5
3. Bill Stanfill	1969-76	69.5

XAVIEN HOWARD IS THE NFL'S INTERCEPTIONS LEADER

CB Xavien Howard not only leads the NFL in interceptions this season but several of his picks have come in pivotal moments. In Week 2 at the N.Y. Jets, he flipped momentum with an end zone pick in the third quarter. In Week 3, Howard intercepted Raiders QB Derek Carr twice, including a pick in the end zone with less than 3 minutes remaining and the Raiders looking to take the lead.



MOST INTERCEPTIONS (2018)	
NAME	INT
1. XAVIEN HOWARD (MIA.)	7
2. Kyle Fuller (Chi.)	6
Damontae Kazee (Atl.)	6

Howard has 11 interceptions in his past 17 games, which is the most in the NFL in that span:

MOST INTERCEPTIONS (WEEK 13, 2017 – PRESENT)	
NAME	INT
1. XAVIEN HOWARD (MIA.)	11
2. Kyle Fuller (Chi.)	8
3. Darius Slay (Det.)	6
Jordan Poyer (Buf.)	6
Damontae Kazee (Atl.)	6

More notes about Howard's recent run:

- His 7 interceptions in 2018 are tied for 9th in team history.
- Howard is the only cornerback in Dolphins history to have multiple interceptions in consecutive games and he's now done it twice (12/3/17 vs. Denver and 12/11/17 vs. New England; 11/25/18 at Indianapolis and 12/2/18 vs. Buffalo).
- On 12/11/17, he became the first player to intercept Patriots QB Tom Brady twice in the same game since Indianapolis' Mike Adams had two interceptions against him on Nov. 16, 2014.
- Howard became the first NFL player since Denver's Darian Stewart on Nov. 13, 2016 to pick off two passes on back-to-back defensive snaps on 11/25/18 at Indianapolis.



DEFENSE NOTES

ALONSO IS PLAYING AT AN ALL-PRO LEVEL IN 2018

LB Kiko Alonso has totaled 100+ tackles in four of his five NFL seasons. **Alonso's 106 tackles are tied for second in the NFL:**

MOST TOTAL TACKLES (2018)				
NAME	TEAM	SOLO	ASST.	TOT.
1. Darius Leonard	Ind.	80	42	122
2. KIKO ALONSO	MIA.	68	38	106
Blake Martinez	GB	65	41	106
4. Telvin Smith Sr.	Jax.	75	26	101

Alonso has also played a big role in many of the Dolphins' turnovers this season. His **three interceptions are tied for ninth among all NFL players** and tied for second among linebackers. His **three forced fumbles are tied for eighth in the NFL**. He also deflected a punt in Week 12.

IMPRESSIVE RED ZONE DEFENSE

Miami has allowed points to be scored on just 78.6 percent of red zone possessions, **the second-best mark in the league**. A lot of that is due to **five forced turnovers in the red zone**, which is tied for second in the NFL in that category.

The Dolphins are sixth in the NFL by **allowing touchdowns on just 63.6 percent of goal-to-go series**.

DOLPHINS D HAS ALLOWED JUST 23 POINTS IN TWO AFC EAST HOME GAMES

The Dolphins defense helped pave the way to a 13-6 victory in Week 9 vs. the N.Y. Jets and allowed just 17 in a 21-17 victory over Buffalo last week.

In Week 9, Miami picked off **QB Sam Darnold** four times, **just the second four-interception game for the team since 2005** (also had four on Nov. 13, 2016 at San Diego). It's tied for the second-most interceptions in an NFL game this season.

The Dolphins also spread the interceptions around with **LB Kiko Alonso**, **LB Jerome Baker**, **S T.J. McDonald** and **CB/S Walt Aikens** all picking off passes. **The last time four different Dolphins picked off passes in a game was on Nov. 21, 1999 vs. New England** when five did so.

Miami allowed just six points in the game, **the fewest points it has allowed in a contest since a 37-0 victory vs. San Diego on Nov. 2, 2014**.

Since the NFL changed the divisional format in 2002, the fewest points the Dolphins have allowed in a home slate of AFC East games is 29 in 2006.

DOLPHINS DEFENSE AMONG NFL'S BEST AT FORCING TURNOVERS

The Dolphins defense has ranked in the NFL's top half of several statistical categories through the first half of the 2018 season:

- 1st in interception percentage (4.8 pct. of passes).
- 2nd in interceptions (19).
- 3rd in turnovers forced (25).

MOST INTERCEPTIONS (2018)	
NAME	INTs
1. Chicago Bears	21
2. MIAMI DOLPHINS	19
3. Cleveland Browns	14
New England Patriots	14
5. Denver Broncos	13

DOLPHINS PAIR QUINN WITH WAKE

DE Robert Quinn joined the Dolphins this offseason via trade from the L.A. Rams and is paired with **DE Cameron Wake** as two of the most productive pass rushers in the NFL in recent years.

Since 2012, **Wake is fifth in the NFL in sacks while Quinn ranks ninth**. The Dolphins are the only NFL team with two of the league's top 10 sacks leaders since 2012 on the same team:

MOST SACKS (2012-PRESENT)	
NAME	SACKS
1. Von Miller (Den.)	84.5
2. J.J. Watt (Hou.)	82.0
3. Chandler Jones (NE/Ari.)	76.0
4. Ryan Kerrigan (Was.)	72.0
5. CAMERON WAKE (MIA.)	68.5
Cameron Jordan (NO)	68.5
7. Justin Houston (KC)	68.0
8. ROBERT QUINN (STL/LAR/MIA.)	61.0
9. Everson Griffen (Min.)	60.5
10. Julius Peppers (Chi./GB/Car.)	58.5

Quinn doesn't just sack the quarterback but he also creates game-changing turnovers. In Week 6 vs. Chicago, he stripped **RB Jordan Howard** of the ball at the goal-line, keeping the Bears from scoring. **His 22 forced fumbles since 2012 are second in the NFL:**

MOST FORCED FUMBLES (2012-PRESENT)	
NAME	FF
1. Von Miller (Den.)	23
2. ROBERT QUINN (STL/LAR/MIA.)	22
3. Ryan Kerrigan (Was.)	20
J.J. Watt (Hou.)	20
5. Chandler Jones (NE/Ari.)	19



SPECIAL TEAMS NOTES

DOLPHINS HAVE BEST SPECIAL TEAMS UNITS IN THE NFL

According to ESPN.com's special teams efficiency metric, **the Dolphins have the NFL's No. 1 ranked special teams in 2018**. Furthermore, the team's rating is the second-best of 416 teams rated since 2006.

RIZZI'S UNITS ARE SECOND IN THE NFL IN BLOCKED KICKS SINCE 2011

Associate Head Coach/Special Teams Coordinator **Darren Rizzi** was promoted to the special teams coordinator role in 2011 and since then, **the Dolphins are second in the league with 22 total blocked kicks and lead the NFL with 11 blocked punts**:

MOST BLOCKED KICKS (SINCE 2011)

TEAM	PUNT BLK	FG BLK	XP BLK	BLK KICKS
1. Oakland	5	10	8	23
2. MIAMI	11	8	3	22
3. Philadelphia	8	7	4	19
4. L.A. Rams	9	5	2	16
Denver	5	7	4	16

MOST BLOCKED PUNTS (SINCE 2011)

TEAM	PUNT BLK
1. MIAMI	11
2. L.A. Rams	9
3. Philadelphia	8
4. Seattle	7

SANDERS IS NFL'S TOP ROOKIE KICKER

The Dolphins drafted **K Jason Sanders** in the seventh round (229th overall) of the 2018 NFL draft and thus far he hasn't disappointed. **Sanders is 16-for-17 (94.1 pct.) on field goal opportunities** this season, including a 47-yard game-winner as time expired in overtime to beat Chicago in Week 6. More than half (9 of his 17) field goal attempts have been from 40+ yards.

Sanders' game-winner was **the longest overtime game-winner by a rookie kicker** since St. Louis **K Greg Zuerlein** hit a 54-yarder on Dec. 2, 2012 and **the second-longest by a rookie kicker since 1974**.

Sanders is a shoe-in for the NFL's All-Rookie Team. **He's the only rookie kicker to kick in all of his team's games this year** and his 94.1 field goal percentage (min. 10 att.) and 96.3 extra point percentage (min. 20 att.) are both tops among rookies.

Sanders is one of five NFL kickers to kick in all of his team's games and miss just one or fewer field goals this season and is one of three to miss just two or fewer kicks (one field goal and one PAT).

His 94.1 field goal percentage is sixth in the NFL (min. 12 att.) and **is on pace to set a new single-season Dolphins record**.

THE DENNEY STREAK

LS John Denney will turn 40 years old next week on Dec. 13 and is in his 14th NFL season. Denney has been Miami's long snapper for every game dating back to 2005 - **a consecutive games streak that spans 220 regular season contests**. That streak is the **longest in Dolphins history** and is the longest active streak in the NFL today.

MOST CONSECUTIVE GAMES PLAYED (DOLPHINS HISTORY)

NAME	CONS.	STREAK
1. JOHN DENNEY	220	1ST (2005) - PRESENT
2. Jason Taylor	130	15th (1999) - 16th (2007)
3. Jim Langer	128	10th (1970) - 9th (1979)

MOST CONSECUTIVE GAMES PLAYED (ACTIVE NFL STREAKS)

NAME	POS.	CONS. GP
1. JOHN DENNEY (MIA.)	LS	220
2. L.P. Ladouceur (Dal.)	LS	217
3. Philip Rivers (SD/LAC)	QB	205
4. Sam Koch (Bal.)	P	204
5. Mason Crosby (GB)	K	188

HAACK PUTTING TOGETHER EXCELLENT 2018

P Matt Haack has been very good at pinning opponent's deep inside their own territory. His 30 punts inside the 20 in 2017 were the most in the league by a rookie punter that season. **So far in 2018, Haack's 31 punts inside the 20 are tied for the NFL lead**.

Haack needs just three more punts inside the 20 to break the team's single-season record of 33 set by **P Brandon Fields** in 2013.

Haack has four career games with **at least five punts inside the 20, which is a Dolphins record despite Haack's career spanning just 27 games**.

In Week 9 vs. the N.Y. Jets, Haack landed seven punts inside the 20, **the most in an NFL game since Haack also did it on Dec. 3, 2017** vs. Denver. The last NFL punter to have 7+ punts inside the 20 that wasn't Haack was Tennessee's Brett Kern on Dec. 27, 2015. The seven punts inside the 20 are tied for the third-most in an NFL game since 1991 and **earned him AFC Special Teams Player of the Week honors**.





DOLPHINS AWARD CANDIDATES



PRO BOWL
VOTE

DOLPHINS CANDIDATES

Xavien Howard, CB

Leads NFL in INT's

Kiko Alonso, LB

Tied for 2nd in the NFL in tackles

Laremy Tunsil, OT

0 sacks allowed

ALL-ROOKIE CANDIDATES

Minkah Fitzpatrick, S

Top 5 in tackles and PDs among rookie safeties

Jerome Baker, LB

1 of 4 rookies with 50 tackles, 1 sack and 1 INT

Jason Sanders, K

1 of 3 kickers to miss 2 or fewer kicks



WHAT TO LOOK FOR IN 2018

S WALT AIKENS...

- Has played in 74 games. Needs 1 game played to reach 75 in his career.

LB KIKO ALONSO...

- Has 538 tackles. Needs 12 tackles to reach 550 in his career.

WR DANNY AMENDOLA...

- Has played in 122 games. Needs 3 games played to reach 125 in his career.
- Has 474 receptions. Needs 26 receptions to reach 500 in his career.
- Has 4,578 receiving yards. Needs 422 receiving yards to reach 5,000 in his career.
- Has 20 receiving TDs. Needs 5 receiving TDs to reach 25 in his career.

LB STEPHONE ANTHONY...

- Has played in 46 games. Needs 4 games played to reach 50 in his career.

RB BRANDON BOLDEN...

- Has 922 rushing yards. Needs 78 rushing yards to reach 1,000 in his career.
- Has 47 receptions. Needs 3 receptions to reach 50 in his career.

DE ANDRE BRANCH...

- Has 40 starts. Needs 10 starts to reach 50 in his career.

WR BRICE BUTLER...

- Has 77 receptions. Needs 23 receptions to reach 100 in his career.
- Has 1,202 receiving yards. Needs 298 to reach 1,500 in his career.
- Has 8 receiving touchdowns. Needs 2 to reach 10 in his career.

LS JOHN DENNEY...

- Extending his consecutive games played streak, which currently stands at a franchise-record 220, having played in every game in his 13-year NFL career. It is the longest active streak in the NFL.
- Can become the 2nd player in team history to play a game after his 40th birthday (12/13/78).

RB KENYAN DRAKE...

- Extending his consecutive games played streak, which currently stands at 44, which is the 5th-longest active streak by an NFL running back.

RB FRANK GORE...

- Has 14,642 rushing yards. Needs 628 rushing yards to surpass Barry Sanders (15,269) for 3rd in NFL history.
- Has 3,365 carries. Needs 115 carries to surpass Jerome Bettis (3,479) for 4th in NFL history.

- Has 18,414 scrimmage yards. Needs 43 scrimmage yards to surpass LaDainian Tomlinson (18,456) for 5th in NFL history.
- Has 77 career rushing TDs. Needs 3 rushing TDs to move into the top 20 and 9 rushing TDs to move into the top 15 in NFL history.
- Extending his consecutive games played streak, which currently stands at 124, the longest active streak by an NFL running back and longest by an active NFL offensive skill player (RB, WR or TE).
- Extending his consecutive games started streak, which currently stands at 120, the longest active streak by an NFL offensive skill player (RB, WR or TE).
- Has 208 games played. Can continue moving up the NFL all-time games played chart for running backs (currently 7th).
- Has 14,642 rushing yards. Needs 358 rushing yards to become the 4th player in NFL history to total 15,000 rushing yards.
- Has 352 runs of 10+ yards. Needs 12 runs of 10+ yards to surpass Barry Sanders (363) for 2nd in NFL history.
- Extending his streak of 12 straight seasons with 1,000+ scrimmage yards, already an NFL record.
- Extending his streak of 3 straight seasons with 900+ rushing yards, the only running back in the NFL with that current streak.
- Can total his 10th career season with 1,000+ rushing yards, which would tie him for 2nd in NFL history.

CB XAVIEN HOWARD...

- Has 123 tackles. Needs 27 tackles to reach 150 in his career.
- Has 7 interceptions this season. Needs 3 interceptions to tie the Dolphins single-season record of 10 set by Dick Westmoreland in 1967.

S RESHAD JONES...

- Has 120 games played. Needs 5 games played to reach 125 in his career.
- Has 717 tackles. Needs 33 tackles to reach 750 in his career.
- Has 20 interceptions. Needs 5 interceptions to reach 25 in his career.

C/G TED LARSEN...

- Has 121 games played. Needs 4 games played to reach 125 in his career.

S T.J. McDONALD...

- Has 73 games played. Needs 2 games played to reach 75 in his career.
- Has 73 starts. Needs 2 starts to reach 75 in his career.

QB BROCK OSWEILER...

- Has 48 games played. Needs 2 games played to reach 50 in his career.



WHAT TO LOOK FOR IN 2018

WR DeVANTE PARKER...

- Has 49 games played. Needs 1 game played to reach 50 in his career.
- Has 2,186 receiving yards. Needs 314 receiving yards to reach 2,500 in his career.
- Has 160 receptions. Needs 40 receptions to reach 200 in his career.

DE ROBERT QUINN...

- Has 247 tackles. Needs 3 tackles to reach 250 in his career.
- Has 66 sacks. Needs 9 sacks to reach 75 in his career.
- Has 22 forced fumbles. Needs 3 forced fumbles to reach 25 in his career.

WR KENNY STILLS...

- Has 246 receptions. Needs 4 receptions to reach 250 in his career.
- Has 3,954 receiving yards. Needs 46 receiving yards to reach 4,000 in his career.

C TRAVIS SWANSON...

- Has 49 starts. Needs 1 start to reach 50 in his career.

QB RYAN TANNEHILL...

- Has 19,768 passing yards. Needs 232 passing yards to reach 20,000 in his career.
- Has 119 passing TDs. Needs 6 passing TDs to reach 125 in his career.
- Has 1,771 completions. Needs 155 completions to surpass Bob Griese (1,926) for 2nd in team history.
- Extend his franchise record for most career rushing yards by a quarterback with 1,165.

DE CAMERON WAKE...

- Has 122 starts. Needs 3 starts to reach 125 in his career.
- Has 96.5 sacks. Needs 3.5 sacks to reach 100 in his career.
- Has 96.5 sacks. Needs 10 sacks to surpass Jason Taylor (106) for the most by a Dolphins player in their first 10 seasons on the team.
- Has 22 forced fumbles. Needs 3 forced fumbles to reach 25 in his career.



RB Frank Gore needs 43 scrimmage yards to surpass Hall of Fame RB LaDainian Tomlinson (18,456) for fifth-most in NFL history.



DOLPHINS VS. THE PATRIOTS

A DOLPHINS WIN WOULD...

- Be Miami's sixth win at home this season.
- Give the Dolphins 17 wins in their past 23 games at Hard Rock Stadium, the team's best stretch at the venue since going 18-6 from Sept. 4, 2001 – Dec. 28, 2003.
- Be Miami's fourth win against an AFC East opponent this season after the Dolphins swept the Jets and won vs. Buffalo.
- Improve Miami's record to 5-1 in its past six home meetings against New England.
- Improve Miami's record to 7-2 in home games played in December/January vs. New England since 2000.

SERIES HISTORY

REGULAR SEASON: MIAMI LEADS 53-50
POSTSEASON: NEW ENGLAND LEADS 2-1

LAST 5 MEETINGS

DATE	GAME
9/18/2016	at New England 31, Miami 24
1/1/2017	New England 35, at Miami 14
11/26/2017	at New England 35, Miami 17
12/11/2017	at Miami 27, New England 20
9/30/2018	at New England 38, Miami 7

CONNECTIONS

PRO CONNECTIONS

- Dolphins **Executive VP of Football Operations Mike Tannenbaum** was a player personnel assistant for the Browns (1995), while Patriots **Head Coach Bill Belichick** served in the same position for Cleveland. Tannenbaum later joined the Jets' personnel department (1997-2012) at the same time Belichick was the asst. head coach/secondary coach (1997-99).
- Dolphins **General Manager Chris Grier** began his NFL career as an intern for the Patriots in 1994 and later served as a regional scout from 1995-1999.
- Dolphins **Head Coach Adam Gase** was the Broncos wide receivers coach (2009-10) during the same time Patriots **Offensive Coordinator/Quarterbacks Coach Josh McDaniels** served as Denver's head coach. Dolphins **Assistant Offensive Line Coach Chris Kuper** played guard on the Broncos' offensive line during this time.
- Patriots **Owner Robert Kraft** and former Dolphins **Owner Joe Robbie** are two of only five owners in NFL history whose teams had at least 200 wins and a winning percentage of over .600 during their tenure.
- Dolphins **Wide Receivers Coach Shawn Jefferson** played receiver for the Patriots from 1996-99.
- Dolphins **Assistant Defensive Line Coach Andre Carter** played for the Patriots in 2011 and 2013. In 2011, Carter recorded 52 tackles and two forced fumbles and was tied for the team lead in sacks with 10.0.
- Dolphins **WR Danny Amendola** played for the Patriots from 2013-17. Amendola became one of the team's top receivers during that time, totaling 287 receptions for 3,092 yards and

18 touchdowns while playing a key role in New England's wins in Super Bowl XLIX and LI.

- Dolphins **RB Brandon Bolden** was signed as an undrafted free agent by New England on May 10, 2012 and spent his first six seasons there (2012-17). Bolden rushed for 958 yards and seven touchdowns as a member of the Patriots while establishing himself as a prominent special teams contributor.
- Dolphins **G Ted Larsen** was selected by the Patriots in the sixth round (205th overall) of the 2010 NFL draft. Larsen never saw regular-season action for the Patriots as he was waived at the end of training camp.
- Dolphins **TE A.J. Derby** was selected by the Patriots in the sixth round (202nd overall) of the 2015 NFL draft and played with the Patriots from 2015-16.
- Patriots **WR Chris Hogan** spent time on the Dolphins practice squad during the 2011 and 2012 seasons.
- Patriots **OL Ulrich John** (injured reserve) spent parts of the 2015 and 2016 seasons on the Dolphins practice squad.
- Hall of Fame **LB Nick Buoniconti** played for the Boston Patriots (1962-68) and the Dolphins from 1969-74 and 1976. Buoniconti was an AFL All-Star for both the Patriots and Dolphins, a two-time Pro Bowler for Miami and part of the famed Killer B's Dolphins defense in the 1970s.

COLLEGE CONNECTIONS

- Dolphins **DE Andre Branch** played with Patriots **TE Dwayne Allen** at Clemson from 2008-11. In 2011, Branch led the team in sacks with 10.5 and was third in tackles with 77, while Allen scored eight touchdowns and was third in receiving yards (598).
- Dolphins **T Ja'Wuan James** and Patriots **WR Cordarrelle Patterson** played together at Tennessee in 2012. Both players would go on to become first-round draft picks, with Patterson being selected by Minnesota in 2013 and James being selected by Miami in 2014.
- Two Dolphins and two Patriots played at Ohio State: Dolphins **LB Jerome Baker** (2015-17), **LB Raekwon McMillan** (2014-16), Patriots **DB Nate Ebner** (2009-11) and **DE John Simon** (2009-12).
- Dolphins **QB Brock Osweiler** and Patriots **DL Lawrence Guy** were teammates at Arizona State from 2009-10.
- Dolphins **TE A.J. Derby**, Patriots **DL Deatrich Wise Jr.** and Patriots **DE Trey Flowers** played together at Arkansas from 2013-14.
- Dolphins **T Wesley Johnson** and Patriots **DL Adam Butler** were teammates at Vanderbilt in 2013.

HIGH SCHOOL/HOMETOWN CONNECTIONS

- Dolphins **Executive Vice President of Football Operations Mike Tannenbaum** is a native of Needham, Mass. and attended the University of Massachusetts-Amherst.
- Dolphins **General Manager Chris Grier** is a native of Holliston, Mass. and attended the University of Massachusetts-Amherst, where he played football his first two years and later served as an ungraduated assistant.
- Patriots **RB James White** and **WR Phillip Dorsett** grew up in Fort Lauderdale and attended St. Thomas Aquinas High School.



DOLPHINS VS. THE PATRIOTS

SERIES FACTS (TEAM)

MIAMI'S LARGEST MARGIN OF VICTORY:

52 (at Miami 52, New England 0, 11/12/72)

NEW ENGLAND'S LARGEST MARGIN OF VICTORY:

34 (at New England 34, Miami 0, 10/12/80)

CURRENT SERIES STREAK:

New England 1 (9/30/18)

MIAMI'S LARGEST WIN STREAK:

9 (9/17/89 - 11/21/93)

NEW ENGLAND'S LARGEST WIN STREAK:

7 (Twice, last: 10/4/10 - 10/27/13)

MOST POINTS BY MIAMI:

52 (at Miami 52, New England 0, 11/12/72)

MOST POINTS BY NEW ENGLAND:

49 (New England 49, at Miami 28, 10/21/07)

MOST POINTS, BOTH TEAMS:

77 (New England 49, at Miami 28, 10/21/07)

FEWEST POINTS BY MIAMI:

0 (Four times, last: at New England 28, Miami 0, 12/30/12)

FEWEST POINTS BY NEW ENGLAND:

0 (Twice, last: at Miami 21, New England 0)

FEWEST POINTS, BOTH TEAMS:

3 (at New England 3, Miami 0, 12/12/82)

SERIES SUPERLATIVES

DOLPHINS

RUSHING YARDS:

197, Mercury Morris, at Miami, 9/30/73

PASSING YARDS:

473, Dan Marino, at Miami, 9/4/94

RECEPTIONS:

12, Jim Jensen, at New England, 11/6/88

RECEIVING YARDS:

211, Irving Fryar, at Miami, 9/4/94

PATRIOTS

RUSHING YARDS:

164, Jim Nance, at Miami, 12/17/67

PASSING YARDS:

517, Tom Brady, at Miami, 9/12/11

RECEPTIONS:

13, Julian Edelman, at Miami, 12/15/13

RECEIVING YARDS:

182, Stanley Morgan, at New England, 11/8/81

DOLPHINS PLAYERS VS. PATRIOTS

PLAYER	GP	PASSING					
		A-C-I	YDS	PCT	TD	RTG	
Ryan Tannehill	10	369-223-11	2,586	60.4	12	80.1	
Brock Osweiler	5	121-69-3	722	57.0	3	72.4	
TOTALS	15	490-292-14	3,308	59.6	15	78.1	

PLAYER	GP	RUSHING					
		YDS	AVG	LG	TD		
Frank Gore	4	57	256	4.5	23	0	
Kenyan Drake	5	43	159	3.7	31	1	
Ryan Tannehill	10	27	108	4	19	1	
Brock Osweiler	5	5	23	4.6	13	0	
Kalen Ballage	1	1	3	3	3	0	
TOTALS	25	133	549	4.1	31	2	

PLAYER	GP	RECEIVING					
		NO	YDS	AVG	LG	TD	
DeVante Parker	6	23	302	13.1	46	1	
Kenny Stills	8	21	318	15.1	34t	3	
Kenyan Drake	5	11	125	11.4	47	1	
Frank Gore	4	10	90	9	26	2	
A.J. Derby	2	5	37	7.4	16	0	
Nick O'Leary	3	3	30	10	17	0	
Danny Amendola	1	2	21	10.5	18	0	
Mike Gesicki	1	1	9	9	9	0	
TOTALS	30	76	932	12.3	46	7	

PLAYER	GP	KICKOFF RETURNS					
		KOR	YDS	AVG	LG	TD	
Senorise Perry	4	3	49	16.3	18	0	
Kenyan Drake	5	2	36	18.0	21	0	
TOTALS	9	5	85	17.0	21	0	

PLAYER	GP	KICKING					
		FGM	FGA	LG	XPM	XPA	KO
Jason Sanders	1	0	0	-	1	1	2
TOTALS	1	0	0	-	1	1	2

PLAYER	GP	PUNT RETURNS					
		PR	YDS	AVG	LG	TD	
Danny Amendola	1	1	12	12.0	12	0	
TOTALS	1	1	12	12.0	12	0	

PLAYER	GP	PUNTING					
		NO	YDS	AVG	LG	TB	I20
Matt Haack	3	19	816	42.9	56	0	4
TOTALS	3	19	816	42.9	56	0	4



DOLPHINS VS. THE PATRIOTS



CB Xavien Howard has four interceptions in his past two games and picked off Patriots QB Tom Brady twice in New England's last trip to Miami on Dec. 11, 2017.

DOLPHINS PLAYERS VS. PATRIOTS

PLAYER	GP	DEFENSE					
		TOT	SK	INT	PD	FF	FR
Reshad Jones	14	103	1.0	1	3	0	1
Kiko Alonso	8	71	0.0	0	1	1	2
Cameron Wake	18	40	10.5	0	1	2	0
T.J. McDonald	4	22	0.0	0	1	0	0
Bobby McCain	7	19	0.0	2	3	1	0
D. Godchaux	3	13	0.0	0	0	0	0
Xavien Howard	5	11	0.0	2	4	0	0
Jerome Baker	1	10	0.0	0	0	0	0
M. Fitzpatrick	1	10	0.0	1	2	0	0
Walt Aikens	9	8	0.0	0	0	1	0
Akeem Spence	2	7	1.0	0	0	0	0
Andre Branch	4	6	0.0	0	0	0	0
Charles Harris	3	6	0.0	0	0	0	0
R. McMillan	1	6	0.0	0	0	0	0
Robert Quinn	2	5	0.0	0	0	0	0
J. Woodard	1	4	0.0	0	0	0	0
Ziggy Hood	3	2	0.0	0	0	0	0
Mike Hull	5	2	0.0	0	0	0	0
Torry McTyer	2	2	0.0	0	0	0	0
S. Williams	5	2	0.0	0	0	0	0
S. Anthony	3	1	0.0	0	0	0	0
TOTALS	101	350	12.5	6	15	5	3

STATISTICAL LEADERS

CATEGORY	PATRIOTS		DOLPHINS	
	PLAYER	STAT	PLAYER	STAT
Completion Pct.	T. Brady	65.9	R. Tannehill	66.3
Passing Yards	T. Brady	3,342	B. Osweiler	1,313
Passer Rating	T. Brady	96.8	R. Tannehill	98.4
Rushing Yards	S. Michel	649	F. Gore	616
Yards Per Carry	S. Michel	4.5	K. Drake	4.6
Rushing TDs	S. Michel	5	K. Drake	4
Receptions	J. White	74	D. Amendola	48
Receiving Yards	J. White	659	D. Amendola	469
Receiving TDs	J. White	6	K. Stills	5
Tackles	K. Van Noy	74	K. Alonso	106
Sacks	Two tied	4.5	C. Wake	4.5
Interceptions	J. Jones	3	X. Howard	7
Forced Fumbles	S. Gilmore	2	K. Alonso	3
Special Tms Tcks	B. King	11	W. Aikens	7

HOW THEY COMPARE

PATRIOTS		CATEGORY	DOLPHINS	
STAT	RNK		RNK	STAT
395.1	7	Total Offense	29	302.1
273.4	9	Passing Offense	28	199.4
121.7	11	Rushing Offense	24	102.7
27.6	7	Scoring Offense	25	20.3
16.0	3	Sacks Allowed	16	31.0
40.8	10	Third Down Offense	29	32.9
63.4	12	Red Zone Offense	28	48.0
369.2	22	Total Defense	29	399.4
262.5	24	Passing Defense	21	254.8
106.7	13	Rushing Defense	30	144.7
21.6	9t	Scoring Defense	20	25.0
19.0	30	Sacks	29	20.0
41.7	26	Third Down Defense	25	41.3
60.5	18	Red Zone Defense	16	59.5
20	9t	Takeaways	3	25
14	11t	Giveaways	18t	17



THE LAST MEETING

2018 – WEEK 4

SEPT. 30, 2018 | FOXBOROUGH, MASS.
GILLETTE STADIUM
ATTENDANCE: 65,667 | TV: CBS

MIAMI 7	NEW ENGLAND 38
---------	----------------

SCORING SUMMARY					
	1	2	3	4	F
Miami	0	0	0	7	7
New England	3	21	7	7	38

It was a difficult afternoon for the Miami Dolphins at Gillette Stadium.

Tom Brady passed for three touchdowns and running back James White had rushing and receiving scores as the New England Patriots handed the Dolphins their first loss of the season, 38-7.

Running back Frank Gore scored the Dolphins' only touchdown with 2:42 left in the fourth quarter on a 6-yard reception from quarterback Brock Osweiler, who replaced Ryan Tannehill in the fourth quarter with the outcome already decided.

Along with White, Cordarrelle Patterson and Philip Dorsett caught TD passes and rookie first-round pick Sony Michel had his first NFL rushing touchdown.

For the Dolphins, the highlights were few and far between.

Rookie first-round pick Minkah Fitzpatrick, who made his second NFL start with two-time Pro Bowl selection Reshad Jones again sitting out because of a shoulder injury, had his first career interception in the fourth quarter.

Fellow Dolphins rookie Kalen Ballage appeared in his first NFL game and his first professional carry in the fourth quarter, and it was good for 2 yards.

Cornerback Bobby McCain had a pick on New England's second offensive possession.

McCain, however, missed the second half after sustaining a knee injury. Center Daniel Kilgore sustained an arm injury in the first half and did not return.

The Dolphins began the game without five injured players, including safety Reshad Jones and wide receiver DeVante Parker. Also on the inactive list were defensive end Andre Branch, linebacker Chase Allen and tight end A.J. Derby.

The Dolphins went into halftime trailing 24-0 after being outgained 272-75 in the first half and failing to convert a third down until the final play of the half.

The game started on a good note for the Dolphins, with Tannehill completing a 22-yard pass to Kenny Stills on the first snap of the game. But it went downhill from there.

SCORING DRIVES

TEAM	QTR	TIME	PLAY (EXTRA POINT) (DRIVE INFO)	MIA	NE
Patriots	1	5:28	S.Gostkowski 20 yd. Field Goal (13-74, 6:37)	0	3
Patriots	2	12:01	C.Patterson 55 yd. pass from T.Brady (S.Gostkowski kick) (15-85, 2:08)	0	10
Patriots	2	7:29	J.White 22 yd. run (S.Gostkowski kick) (1-22, 0:07)	0	17
Patriots	2	0:18	P.Dorsett 9 yd. pass from T.Brady (S.Gostkowski kick) (15-85, 5:31)	0	24
Patriots	3	6:49	J.White 14 yd. pass from T.Brady (S.Gostkowski kick) (9-59, 5:01)	0	31
Patriots	4	13:43	S.Michel 10 yd. run (S.Gostkowski kick) (12-90, 6:30)	0	38
Dolphins	4	2:42	F.Gore 6 yd. pass from B.Osweiler (J.Sanders kick) (13-75, 7:10)	7	38

GAME STATISTICS

RUSHING (Att-Yds-TD):

Miami: F. Gore 11-41, B. Osweiler 1-7, K. Drake 3-3, K. Ballage 1-3, A. Wilson 1-2, R. Tannehill 1-0.
New England: S. Michel 25-112-1, J. White 8-44-1, K. Barner 3-11, C. Patterson 1-11, B. Hoyer 3-(-3).

PASSING (A-C-Y-TD-I):

Miami: R. Tannehill 20-11-100-0-1, B. Osweiler 5-4-35-1-0.
New England: T. Brady 35-23-274-3-2.

RECEIVING (Rec-Yds-TD):

Miami: A. Wilson 4-19, K. Stills 3-40, D. Amendola 2-21, J. Grant 2-17, F. Gore 2-16, K. Drake 1-13, M. Gesicki 1-9.
New England: J. White 8-68-1, P. Dorsett 4-55-1, R. Gronkowski 4-44, C. Patterson 3-54-1, J. Gordon 2-32, C. Hogan 1-25, D. Allen 1-(-4).

SACKS (Sk-Yds):

Miami: None.
New England: J. Simon 1-10, A. Butler 1-9.

INTERCEPTIONS (Int-Yds):

Miami: M. Fitzpatrick 1-14, B. McCain 1-0.
New England: J. Jackson 1-0.

FORCED FUMBLES:

Miami: None.
New England: None.

FUMBLE RECOVERIES (No-Yds):

Miami: None.
New England: K. Van Noy 1-0.

TEAM STATS	MIA	NE
FIRST DOWNS	11	26
Rushing	1	10
Passing	8	13
Penalty	2	3
3RD-DOWN EFFICIENCY	3 FOR 11	10 FOR 15
4TH-DOWN EFFICIENCY	1 FOR 1	0 FOR 0
TOTAL NET YARDS	172	449
TOTAL NET PLAYS	45	75
Average Gain	3.8	6.0
NET YARDS RUSHING	56	175
Rushes	18	40
Yards per Rush	3.1	4.4
NET YARDS PASSING	116	274
Completed - Attempted	15-25	23-35
Yards per Pass Play	4.3	7.8
Sacked - Yards Lost	2-19	0-0
Had Intercepted	1	2
PUNTS - AVERAGE	7-293-41.9	2-80-40.0
RETURN YARDAGE	78	45
Punts - Return Yards	2-23	5-45
Kickoffs - Return Yards	2-41	0-0
Interceptions - Return Yards	2-14	1-0
PENALTIES - YARDS	10-89	6-57
FUMBLES - LOST	1-1	0-0
RED-ZONE EFFICIENCY	1 FOR 1	3 FOR 4
GOAL-TO-GO EFFICIENCY	0 FOR 0	2 FOR 3
TIME OF POSSESSION	23:38	36:22



FREE AGENCY TRACKER

The Dolphins were active in the 2018 free agency market. Of the players on the current 53-man roster, the team re-signed three who ended the 2017 season with the club, while also adding another 12 veterans to the roster. Below tracks the players the team has signed, as well as those who ended the 2017 season on the Miami roster and their current status.

PLAYERS RETAINED OR ADDED

PLAYERS FROM 2017 RE-SIGNED (3)

Walt Aikens	S
David Fales	QB
John Denney	LS

UNRESTRICTED FREE-AGENTS SIGNED (3)

Danny Amendola	WR	New England
Frank Gore	RB	Indianapolis
Brock Osweiler	QB	Denver

FREE-AGENTS SIGNED (7)

Brandon Bolden	RB	
Brice Butler	WR	
Ziggy Hood	DT	
Wesley Johnson	C	
Nick O'Leary	TE	
Travis Swanson	C	
Sylvester Williams	DT	

TRADE (2)

Robert Quinn	DE	L.A. Rams
Akeem Spence	DT	Detroit

PLAYERS FROM 2017 ROSTER NOT CURRENTLY WITH THE DOLPHINS

UNRESTRICTED FREE AGENTS (7)

Nate Allen	S	
Lamin Barrow	LB	
Jay Cutler	QB	
Anthony Fasano	TE	
Koa Misi	LB	
Matt Moore	QB	
Alterraun Verner	CB	

FREE-AGENTS (2)

De'Veon Smith	RB	
Anthony Steen	C/G	

UNRESTRICTED FREE-AGENTS LOST (5)

Jermon Bushrod	G/T	New Orleans
Terrence Fede	DE	Buffalo
Cody Parkey	K	Chicago
Michael Thomas	S	N.Y. Giants
Damien Williams	RB	Kansas City

FREE AGENTS LOST (1)

Neville Hewitt	LB	N.Y. Jets
----------------	----	-----------

TRADED (2)

Jarvis Landry	WR	Cleveland
Jordan Lucas	CB/S	Kansas City

RELEASED/WAIVED (4)

Mike Pouncey	C	L.A. Chargers
Ndamukong Suh	DT	L.A. Rams
Lawrence Timmons	LB	

RETIRED (1)

Julius Thomas	TE	
---------------	----	--



Danny Amendola



Frank Gore



Brock Osweiler



Robert Quinn



Akeem Spence

* As of Dec. 3, 2018



MIAMI DOLPHINS 2018 DRAFT CLASS

Rd 1 // Pick 11



**Minkah
FITZPATRICK**

Alabama // S
6-1 // 202

Rd 2 // Pick 42



**Mike
GESICKI**

Penn State // TE
6-6 // 252

Rd 3 // Pick 73



**Jerome
BAKER**

Ohio State // LB
6-1 // 225

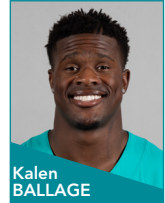
Rd 4 // Pick 123



**Durham
SMYTHE**

Notre Dame // TE
6-6 // 257


Rd 4 // Pick 131



**Kalen
BALLAGE**

Arizona State // RB
6-3 // 230

Rd 6 // Pick 209



**Cornell
ARMSTRONG**

Southern Miss // CB
5-11 // 180

Rd 7 // Pick 227



**Quentin
POLING**

Ohio // LB
6-0 // 235

Rd 7 // Pick 229



**Jason
SANDERS**

New Mexico // K
5-11 // 186

MIAMI DOLPHINS 2018 UNDRAFTED ROOKIES



**Jalen
DAVIS**

Utah State // CB
5-10 // 185



**Connor
HILLAND**

William & Mary // C
6-4 // 303



**Jamiyus
PITTMAN**

Central Florida // DT
6-1 // 319



DOLPHINS RADIO BROADCASTS

CEFALO, GRIESE, ROSE AND BOKAMPER RETURN ON MIAMI DOLPHINS RADIO NETWORK IN 2018

On May 19, 2016, the Miami Dolphins announced a multi-year radio broadcast rights partnership with Miami's Sportsradio 560 WQAM, with the station becoming the official English flagship radio partner of the franchise. In addition, all Dolphins games are simulcast on KISS 99.9 FM "South Florida's NEW Country" and feature expanded pre-, halftime and postgame shows. The games also can be heard on Dolphins.com and throughout South and Central Florida on a variety of stations that make up the Miami Dolphins Radio Network.

The Dolphins previously had their games broadcast on Miami's Sportsradio 560 WQAM during the 1997-2004 and 2007-09 seasons.



regular season, Cefalo and Rose are joined by former Hall of Fame quarterback Bob Griese serving as an analyst with former Dolphins Pro Bowl linebacker/defensive end Kim Bokamper reporting from the sidelines.

Univision Deportes Radio 1140 AM is the Dolphins official Spanish radio broadcast partner for all preseason, regular season and playoff games. WQBA 1140 AM additionally airs a pregame show and postgame show.

As part of the agreement, Sportsradio 560 WQAM has the English radio broadcast rights for all preseason, regular season and playoff games. Dolphins fans who tune into Miami's Sportsradio 560 WQAM have the opportunity to listen to live broadcasts of Head Coach Adam Gase's day-after-game press conferences and "Dolphins Friday," a day of Dolphins-centric content on the station featuring interviews with players, coaches and team executives. Additionally, CBS Radio Miami promotes Miami Dolphins Foundation and community initiatives across multiple platforms.



Eduardo Martell and Roly Martin

2018 MIAMI DOLPHINS RADIO NETWORKS

LOCATION	NETWORK	LOCATION	NETWORK
Fort Lauderdale	WQAM 560 AM	Miami	KISS 99.9 FM
Fort Lauderdale	KISS 99.9 FM	Miami	WQBA 1140 AM (Spanish)
Fort Lauderdale	WQBA 1140 AM (Spanish)	Orlando	ESPN 580 AM
Fort Myers	WRXX 96 FM	Port St. Lucie	WPSL AM 1590 AM
Key West	WKWF 1600 AM	West Palm Beach	ESPN 106.3 FM
Miami	WQAM 560 AM	West Palm Beach	ESPN Deportes 760 AM (Spanish)



Bob Griese, Joe Rose and Jimmy Cefalo



2018 NFL STANDINGS

AMERICAN FOOTBALL CONFERENCE

EAST DIVISION											
TEAM	W	L	T	PCT	PF	PA	HOME	AWAY	CONF	DIV	STREAK
New England Patriots	9	3	0	.750	331	259	6-0-0	3-3-0	6-2-0	3-0-0	Won 2
MIAMI DOLPHINS	6	6	0	.500	244	300	5-1-0	1-5-0	5-4-0	3-1-0	WON 1
Buffalo Bills	4	8	0	.333	178	293	2-3-0	2-5-0	3-6-0	1-2-0	Lost 1
New York Jets	3	9	0	.250	243	307	2-4-0	1-5-0	2-7-0	0-4-0	Lost 6
NORTH DIVISION											
TEAM	W	L	T	PCT	PF	PA	HOME	AWAY	CONF	DIV	STREAK
Pittsburgh Steelers	7	4	1	.625	346	282	3-3-0	4-1-1	4-4-1	3-1-1	Lost 2
Baltimore Ravens	7	5	0	.583	297	214	4-2-0	3-3-0	6-3-0	2-3-0	Won 3
Cincinnati Bengals	5	7	0	.417	286	371	3-4-0	2-3-0	3-5-0	1-3-0	Lost 4
Cleveland Browns	4	7	1	.375	266	312	3-2-1	1-5-0	3-5-1	2-1-1	Lost 1
SOUTH DIVISION											
TEAM	W	L	T	PCT	PF	PA	HOME	AWAY	CONF	DIV	STREAK
Houston Texans	9	3	0	.750	302	235	5-1-0	4-2-0	7-2-0	3-1-0	Won 9
Indianapolis Colts	6	6	0	.500	325	279	4-2-0	2-4-0	5-5-0	2-2-0	Lost 1
Tennessee Titans	6	6	0	.500	221	245	4-1-0	2-5-0	4-6-0	2-2-0	Won 1
Jacksonville Jaguars	4	8	0	.333	203	243	3-4-0	1-4-0	3-6-0	1-3-0	Won 1
WEST DIVISION											
TEAM	W	L	T	PCT	PF	PA	HOME	AWAY	CONF	DIV	STREAK
Kansas City Chiefs	10	2	0	.833	444	327	5-0-0	5-2-0	8-1-0	4-0-0	Won 1
Los Angeles Chargers	9	3	0	.750	340	249	4-2-0	5-1-0	6-2-0	2-2-0	Won 2
Denver Broncos	6	6	0	.500	276	262	3-3-0	3-3-0	4-5-0	2-2-0	Won 3
Oakland Raiders	2	10	0	.167	220	367	1-5-0	1-5-0	1-7-0	0-4-0	Lost 2

NATIONAL FOOTBALL CONFERENCE

EAST DIVISION											
TEAM	W	L	T	PCT	PF	PA	HOME	AWAY	CONF	DIV	STREAK
Dallas Cowboys	7	5	0	.583	247	223	5-1-0	2-4-0	6-3-0	3-1-0	Won 4
Philadelphia Eagles	6	6	0	.500	258	266	4-3-0	2-3-0	4-5-0	3-1-0	Won 2
Washington Redskins	6	6	0	.500	233	257	3-3-0	3-3-0	6-4-0	2-2-0	Lost 3
New York Giants	4	8	0	.333	267	315	2-4-0	2-4-0	3-7-0	0-4-0	Won 1
NORTH DIVISION											
TEAM	W	L	T	PCT	PF	PA	HOME	AWAY	CONF	DIV	STREAK
Chicago Bears	8	4	0	.667	344	241	5-1-0	3-3-0	6-2-0	3-1-0	Lost 1
Minnesota Vikings	6	5	1	.542	275	270	4-2-0	2-3-1	5-3-1	2-1-1	Lost 1
Green Bay Packers	4	7	1	.375	281	287	4-1-1	0-6-0	2-6-1	1-2-1	Lost 3
Detroit Lions	4	8	0	.333	254	316	3-4-0	1-4-0	2-7-0	1-3-0	Lost 2
SOUTH DIVISION											
TEAM	W	L	T	PCT	PF	PA	HOME	AWAY	CONF	DIV	STREAK
New Orleans Saints	10	2	0	.833	419	269	5-1-0	5-1-0	7-2-0	2-1-0	Lost 1
Carolina Panthers	6	6	0	.500	304	306	5-1-0	1-5-0	4-5-0	1-2-0	Lost 4
Tampa Bay Buccaneers	5	7	0	.417	318	355	4-2-0	1-5-0	4-5-0	2-2-0	Won 2
Atlanta Falcons	4	8	0	.333	296	333	3-4-0	1-4-0	4-4-0	2-2-0	Lost 4
WEST DIVISION											
TEAM	W	L	T	PCT	PF	PA	HOME	AWAY	CONF	DIV	STREAK
y-Los Angeles Rams	11	1	0	.917	419	298	6-0-0	5-1-0	7-1-0	4-0-0	Won 3
Seattle Seahawks	7	5	0	.583	319	259	3-2-0	4-3-0	6-3-0	2-2-0	Won 3
Arizona Cardinals	3	9	0	.250	175	310	1-5-0	2-4-0	3-5-0	2-2-0	Won 1
San Francisco 49ers	2	10	0	.167	255	336	2-3-0	0-7-0	1-8-0	0-4-0	Lost 3

x - Clinched Playoffs; y - Clinched Division; z - Clinched Conference



ROSTER, DEPTH CHART & TRANSACTIONS



DEPTH CHART

OFFENSE				
POS	# NAME (GP/GS)	# NAME (GP/GS)	# NAME (GP/GS)	# NAME (GP/GS)
WR	11 DeVante Parker (7/5)	14 Brice Butler (2/1)		
LT	78 Laremy Tunsil (11/11)	74 Zach Sterup (6/1)		
LG	62 Ted Larsen (11/9)	73 Wesley Johnson (6/0)		
C	66 *Travis Swanson (8/7)	64 Jake Brendel (4/3)		
RG	77 Jesse Davis (12/12)	68 Isaac Asiata (1/0)		
RT	70 Ja'Wuan James (11/11)	79 Sam Young (8/1)		
TE	85 *A.J. Derby (4/0)	<u>86 Mike Gesicki (12/4)</u>	<u>81 Durham Smythe (11/1)</u>	83 Nick O'Leary (8/5)
QB	17 Ryan Tannehill (7/7)	9 David Fales (0/0) - OR -	8 Brock Osweiler (6/5)	
RB	32 Kenyan Drake (12/5) - OR -	21 Frank Gore (12/12)	34 Senorise Perry (12/0)	<u>27 Kalen Ballage (8/0)</u> 38 Brandon Bolden (12/0)
WR	80 *Danny Amendola (11/11)	84 Isaiah Ford (1/0)		
WR	10 Kenny Stills (11/11)	88 Leonte Carroo (5/0)		

DEFENSE				
POS	# NAME (GP/GS)	# NAME (GP/GS)	# NAME (GP/GS)	# NAME (GP/GS)
DE	91 Cameron Wake (10/10)	50 Andre Branch (10/1)	76 Jonathan Woodard (5/0)	
DT	56 Davon Godchaux (12/12)	97 Ziggy Hood (4/0)		
DT	93 Akeem Spence (12/12)	98 Sylvester Williams (4/0)		
DE	94 Robert Quinn (12/12)	90 Charles Harris (7/1)		
LB	47 Kiko Alonso (12/12)			
LB	52 Raekwon McMillan (12/12)	45 Mike Hull (4/0)		
LB	<u>55 Jerome Baker (12/8)</u>	44 Stephone Anthony (12/0)		
CB	25 Xavien Howard (12/12)	24 Torry McTyer (11/2)		
CB	28 Bobby McCain (10/9)	<u>31 Cornell Armstrong (11/0)</u>		
S	20 Reshad Jones (10/9)	35 Walt Aikens (12/0)		
S	22 T.J. McDonald (12/12)	<u>29 Minkah Fitzpatrick (12/7)</u>		

SPECIALISTS				
POS	# NAME (GP/GS)	# NAME (GP/GS)	# NAME (GP/GS)	# NAME (GP/GS)
K	<u>7 Jason Sanders (12/0)</u>			
P	2 Matt Haack (12/0)			
KO	<u>7 Jason Sanders (12/0)</u>			
H	2 Matt Haack (12/0)			
LS	92 John Denney (12/0)			
KOR	32 Kenyan Drake (12/5)	34 Senorise Perry (12/0)	<u>27 Kalen Ballage (8/0)</u>	
PR	10 Kenny Stills (11/11)	80 *Danny Amendola (11/11)	32 Kenyan Drake (12/5)	

Underlined players are rookies
** Did not play last week due to injury*



PROJECTED CONTRIBUTORS: OFFENSE

QB	17		RYAN TANNEHILL 6-4 207 TEXAS A&M <ul style="list-style-type: none"> LAST GAME: vs. Buf. (12/2): 16-of-24 for 137 yds. and 3 TDs. Is 11-4 in his last 15 starts. Has completed a 50+ yard pass in 10 of 20 games since 2016. Averages 7.60 yards per attempt and a 95.0 QB rating in the 20 games he's played under Gase. 	QB	9	
			<ul style="list-style-type: none"> Earned 1st extended action in his career on Dec. 31, 2017 vs. Buffalo and went 29-of-42 (69.0 pct.) for 265 yards and 1 TD. Has played in 3 career games. Signed with Miami on April 5, 2017. 			
RB	21		FRANK GORE 5-9 212 MIAMI (FLA.) <ul style="list-style-type: none"> LAST GAME: vs. Buf. (12/2): 8 att. for 21 yds.; 1 rec. for 10 yds. His 14,642 career rushing yards are 4th-most in NFL history. Needs 43 scrimmage yards to surpass RB LaDainian Tomlinson (18,456) for 5th-most in NFL history. Is 5th in the NFL with 3,569 rushing yards since 2015. 	QB	8	
			<ul style="list-style-type: none"> Played in 48 career games with 30 starts. Started 2 playoff games in 2016. Threw for a career-high 380 yards in his 1st start as a Dolphin (Week 6 vs. Chicago). Signed with Miami on March 23, 2018. 			
WR	11		DeVANTE PARKER 6-3 216 LOUISVILLE <ul style="list-style-type: none"> LAST GAME: vs. Buf. (12/2): 4 rec. for 43 yds. and 1 TD. Averages 13.7 yards per catch during his career. His 2,186 career receiving yards are 10th among NFL WRs who entered the NFL in 2015 or later. Had a career high 57 receptions in 2017. 	RB	32	
			<ul style="list-style-type: none"> Totalled 4 runs of 40+ yards since 2017, tied for the most in the NFL in that span. 3rd-round pick (73rd overall) in 2016. 			
WR	80		DANNY AMENDOLA 5-11 190 TEXAS TECH <ul style="list-style-type: none"> LAST GAME: vs. Buf. (12/2): Inactive due to injury. Had 348 receiving yards in the 2017 postseason, the 10th-most by an NFL player in any postseason in history. Has at least 1 reception in every game he's played this season and at least 3 receptions in 9 of his 11 games. 	RB	27	
			<ul style="list-style-type: none"> Made his NFL debut in Week 4 at New England. Played at Arizona State, where he was 6th in school history with 27 career rushing TDs. 4th-round pick (131st overall) in 2018. 			
WR	10		KENNY STILLIS 6-1 202 OKLAHOMA <ul style="list-style-type: none"> LAST GAME: vs. Buf. (12/2): 4 rec. for 37 yds. and 1 TD. His 16.1 yards per catch avg. in his career is 2nd-best in the NFL since he entered the league in 2013 (min: 200 rec.). Is 3rd in the NFL with 14 TD rec. of 20+ yds. since 2016. Has 4 TDs of 50+ yards in games started by Tannehill since 2016. 	WR	88	
			<ul style="list-style-type: none"> Recovered a fumble on special teams, recovered a blocked punt and rushed for 14 yards on a fake punt in Week 10 at Green Bay. Made a highlight-reel contested catch for a 74-yard TD in Week 12 at Indianapolis. 			
TE	85		A.J. DERBY 6-5 240 ARKANSAS <ul style="list-style-type: none"> LAST GAME: vs. Buf. (12/2): Inactive due to injury. Caught a 19-yard TD pass in Week 2, his 1st with the Dolphins. Has 40 career receptions for 452 yards (11.3 avg.) and 3 TDs with Miami (2017-18), Denver (2016-17) and New England (2015-16). Has missed 7 of the past 8 games due to injury. 	TE	86	
			<ul style="list-style-type: none"> Set all-time Penn State career tight end records with 129 receptions, 1,481 receiving yards and 15 TD receptions. Has 3+ rec. in 4 different games this year. 			
LT	78		LAREMY TUNSIL 6-5 318 MISSISSIPPI <ul style="list-style-type: none"> LAST GAME: vs. Buf. (12/2): Started at left tackle. According to STATS LLC, he has not allowed a sack in the 11 games he's started this season. Is one of just two NFL left tackles to start at least 10 games this season and not allow a sack (Dallas T. Tyrone Smith). 	TE	83	
			<ul style="list-style-type: none"> Caught 4 passes for 49 yards (12.3 avg.) and 1 TD in his 1st Dolphins start in Week 6 vs. Chi. Signed to Miami's practice squad on Sept. 20, 2018 and promoted to the active roster on Oct. 6, 2018. 			
LG	62		TED LARSEN 6-3 323 NC STATE <ul style="list-style-type: none"> LAST GAME: vs. Buf. (12/2): Started at left guard. An 8-year NFL veteran who has played in 121 career games with 82 starts. Took over as the starting left guard after a Week 1 injury to G Josh Sitton until Larsen himself was injured in Week 10. 	C	64	
			<ul style="list-style-type: none"> Played in 61 career games with 49 starts. Has committed just 8 career penalties despite starting 49 games. Made his first Dolphins start in Week 5 at Cincinnati. Signed by Miami on Sept. 11, 2018. 			
C	66		TRAVIS SWANSON 6-5 304 ARKANSAS <ul style="list-style-type: none"> LAST GAME: vs. Buf. (12/2): Inactive due to injury. Played in 61 career games with 49 starts. Has committed just 8 career penalties despite starting 49 games. Made his first Dolphins start in Week 5 at Cincinnati. Signed by Miami on Sept. 11, 2018. 	RT	70	
			<ul style="list-style-type: none"> Started games at 3 positions in 2017. Is 1 of 5 players in team history to start at 3 positions on the offensive line in one season and the only 1st-year player to do so (2017). 			
RG	77		JESSE DAVIS 6-6 325 IDAHO <ul style="list-style-type: none"> LAST GAME: vs. Buf. (12/2): Started at right guard. Only Dolphins o-lineman to start all 12 games this season. Started games at 3 positions in 2017. Is 1 of 5 players in team history to start at 3 positions on the offensive line in one season and the only 1st-year player to do so (2017). 	RT	70	
			<ul style="list-style-type: none"> Started games at 3 positions in 2017. Is 1 of 5 players in team history to start at 3 positions on the offensive line in one season and the only 1st-year player to do so (2017). 			
RT	70		JA'WUAN JAMES 6-6 312 TENNESSEE <ul style="list-style-type: none"> LAST GAME: vs. Buf. (12/2): Started at right tackle. Has allowed 5 sacks in his past 28 regular season games. Has blocked for 6 individual 100-yard rushing performances and 3 individual 200-yard rushing performances since 2016. Was a 1st-round pick (19th overall) by Miami in the 2014 NFL draft. 	C	64	
			<ul style="list-style-type: none"> Activated off injured reserve on Nov. 2, 2018. 			



PROJECTED CONTRIBUTORS: DEFENSE

DE 91		CAMERON WAKE 6-3 263 PENN STATE <ul style="list-style-type: none"> LAST GAME: vs. Buf. (12/2): 2 solo tackles, 1 TFL. 2nd among all undrafted players in career sacks (96.5). Since Week 6 of 2016, when he was re-inserted as a starter following Achilles surgery, he is 13th in the NFL in sacks (25.5). 5-time Pro Bowl selection (2010, 2012-14, 2016). 	
DT 56		DAVON GODCHAUX 6-3 315 LSU <ul style="list-style-type: none"> LAST GAME: vs. Buf. (12/2): 2 tackles (1 solo), 1 QBH. His 40 tackles (26 solo) in 2017 were 3rd-most in the NFL among rookie defensive linemen. His 32 tackles (19 solo) are T-27th in the NFL among DTs this year. 5th-round pick (178th overall) in the 2017 NFL draft. 	
DT 93		AKEEM SPENCE 6-1 307 ILLINOIS <ul style="list-style-type: none"> LAST GAME: vs. Buf. (12/2): 3 QBH. Has 33 tackles (19 solo), 5 QBHs, 2 sacks and 6 TFLs this season. Has played in 44 consecutive games. Has played in 84 career games with 53 starts. Traded from Detroit to Miami on May 3, 2018. 	
DE 94		ROBERT QUINN 6-4 257 NORTH CAROLINA <ul style="list-style-type: none"> LAST GAME: vs. Buf. (12/2): 2 solo tackles, 1 sack, 1 TFL, 1 FF. Is 8th in the NFL in sacks since 2012 (61.0). Is 2nd in the NFL with 22 forced fumbles since 2012. 2-time Pro Bowl selection (2013-14). Traded from the L.A. Rams to Miami on March 14, 2018. 	
LB 47		KIKO ALONSO 6-3 239 OREGON <ul style="list-style-type: none"> LAST GAME: vs. Buf. (12/2): 11 tackles (8 solo), 1 TFL. Has played all 810 defensive snaps this season. Is T-2nd in the NFL this season with 106 tackles (68 solo). His 3 INTs this season are tied for 2nd among all NFL LBs. His 3 forced fumbles this season are tied for 8th in the NFL. 	
LB 52		RAEKWON McMILLAN 6-2 248 OHIO STATE <ul style="list-style-type: none"> LAST GAME: vs. Buf. (12/2): 8 tackles (6 solo), 2 TFL. Has recorded at least 3 tackles in all 12 of his NFL games. Made his NFL debut in Week 1 vs. Tennessee. Missed entire 2017 season with an ACL injury. 2nd-round pick (54th overall) in the 2017 NFL draft. 	
LB 55		JEROME BAKER 6-2 215 OHIO STATE <ul style="list-style-type: none"> LAST GAME: vs. Buf. (12/2): 1 solo tackle. Became 3rd youngest player in Dolphins history to score a TD with his pick-six in Week 9 vs. N.Y. Jets. Became 1st Dolphins rookie LB since 1997 to record 2 sacks in a game in Week 5 at Cincinnati. 	
CB 25		XAVIEN HOWARD 6-1 192 BAYLOR <ul style="list-style-type: none"> LAST GAME: vs. Buf. (12/2): 4 tackles (3 solo), 2 INTs, 2 PDs. Leads the NFL with 7 interceptions this season. His 12 passes defended are tied for 4th in the NFL. Leads all NFL players with 8 turnovers (7 INTs and 1 FR). Has 3 multi-interception games this season. 	
CB 28		BOBBY MCCAIN 5-11 192 MEMPHIS <ul style="list-style-type: none"> LAST GAME: vs. Buf. (12/2): 4 solo tackles, 1 sack, 2 TFL, 1 QBH. Has 4 career interceptions – 2 of them are off New England QB Tom Brady. Played in 58 career games with 28 starts. Missed 2 games due to injury but returned in Week 7 vs. Detroit. 	
S 20		RESHAD JONES 6-1 215 GEORGIA <ul style="list-style-type: none"> LAST GAME: vs. Buf. (12/2): 7 tackles (6 solo). Became 1st Dolphins safety since 2004 with 2+ interceptions in a game after he picked off two passes in Week 1 vs. Tennessee. Led all NFL safeties with 122 tackles (94 solo) in 2017. 2-time Pro Bowl selection (2015, 2017). 	
S 22		T.J. McDONALD 6-2 223 USC <ul style="list-style-type: none"> LAST GAME: vs. Buf. (12/2): 4 tackles (2 solo). Has started 73 career games. Totalled 397 tackles (298 solo), 5 sacks, 8 interceptions, 25 passes defended, 1 forced fumble and 3 fumble recoveries in his career. Has a career-high three INTs already in 2018. 	
		CHARLES HARRIS 6-3 250 <ul style="list-style-type: none"> Drew 4 holding penalties last year. Played in 23 career games but missed 5 games earlier this year due to injury. 1st-round pick (22nd overall) by Miami in the 2017 NFL draft. 	
		ANDRE BRANCH 6-5 263 <ul style="list-style-type: none"> Has 84 tackles (50 solo), 10 sacks, 22 QBHs, 3 FFs and 16 TFLs since Week 6 of 2016. Tied for 2nd on the team with 4.5 sacks in 2017. Played in 91 career games with 38 starts. 	
		JONATHAN WOODARD 6-6 271 <ul style="list-style-type: none"> Made his NFL debut in Week 4 at New England. 7th-round pick (226th overall) by Jacksonville in 2016 but missed the entire 2016 season with an Achilles injury. Joined Miami's practice squad on Dec. 5, 2017. 	
		ZIGGY HOOD 6-3 305 <ul style="list-style-type: none"> Made 1 assisted tackle in his Dolphins debut in Week 9 vs. N.Y. Jets. Played in 138 career games with 73 starts. Signed by Miami on Oct. 31, 2018. 	
		MIKE HULL 6-0 235 <ul style="list-style-type: none"> Missed the 1st 8 games of the season while he was on IR. Played in 39 career games with 4 starts. Finished 3rd in the NFL with 18 special teams tackles in 2016. 	
		TORRY MCTYER 5-11 188 <ul style="list-style-type: none"> Saw 1st extended action on defense in Week 3 vs. Oak. Made 1st NFL start in Week 5 at Cincinnati. Signed by Miami as an undrafted college free agent on May 5, 2017. 	
		CORNELL ARMSTRONG 6-0 185 <ul style="list-style-type: none"> Played in all but 1 game so far this season. Saw his 1st defensive action of the season in Week 9 vs. N.Y. Jets. 6th-round pick (209th overall) in 2018. 	
		MINKAH FITZPATRICK 6-1 202 <ul style="list-style-type: none"> Recorded his 1st NFL interception in Week 4 vs. Tom Brady. Became the 3rd player in history to win the Chuck Bednarik (nation's top defensive player) and Jim Thorpe (nation's top DB) Awards. 1st-round pick (11th overall) by Miami in 2018. 	



2018 MIAMI DOLPHINS TRANSACTIONS

*as of Dec. 3, 2018

DATE	POS.	PLAYER/COACH	TRANSACTION
Jan. 1	CB	Taveze Calhoun	Signed to futures contract
Jan. 1	QB	Brandon Doughty	Signed to futures contract
Jan. 1	T	Sean Hickey	Signed to futures contract
Jan. 1	CB	Tracy Howard	Signed to futures contract
Jan. 1	WR	Malcolm Lewis	Signed to futures contract
Jan. 1	WR	Drew Morgan	Signed to futures contract
Jan. 1	RB	Brandon Radcliff	Signed to futures contract
Jan. 1	DE	Jonathan Woodard	Signed to futures contract
Jan. 4	WR	Francis Owusu	Signed to futures contract
Jan. 19		Dowell Loggains	Named Offensive Coordinator
Jan. 19		Jeremiah Washburn	Named Offensive Line Coach
Jan. 19		Shawn Jefferson	Promoted to Asst. Head Coach/Offense
Jan. 19		Ben Johnson	Promoted to Wide Receivers Coach
Jan. 31		Eric Stutesville	Named Run Game Coordinator/Running Backs Coach
Jan. 31		Kris Kocurek	Named Defensive Line Coach
Jan. 31		Tony Oden	Named Defensive Backs Coach
Feb. 9		Renaldo Hill	Named Asst. Defensive Backs Coach
Feb. 20	WR	Jarvis Landry	Placed Franchise Tag
March 9	WR	Jarvis Landry	Signed Franchise Tag
March 13	LB	Lawrence Timmons	Released
March 14	C	Jake Brendel	Placed Exclusive Rights Tender
March 14	LB	Mike Hull	Placed Exclusive Rights Tender
March 14	CB/S	Jordan Lucas	Placed Exclusive Rights Tender
March 14	DE	Robert Quinn	Acquired by Miami in trade (LAR)
March 14	WR	Jarvis Landry	Traded (Cle.)
March 14	DT	Ndamukong Suh	Released
March 14	TE	Julius Thomas	Released
March 15	C	Daniel Kilgore	Acquired by Miami in trade (SF)
March 15	WR	Danny Amendola	Signed as UFA (NE)
March 15	WR	Albert Wilson	Signed as UFA (KC)
March 15	CB/S	Walt Aikens	Re-Signed
March 15	LS	John Denney	Re-Signed
March 15	C	Mike Pouncey	Released
March 16	G	Josh Sitton	Signed as UFA (Chi.)
March 16	QB	David Fales	Re-Signed
March 21	CB/S	Jordan Lucas	Signed Exclusive Rights Tender
March 22	DE	William Hayes	Re-Signed
March 23	RB	Frank Gore	Signed as UFA (Ind.)
March 23	T	Sam Young	Re-Signed
March 23	QB	Brock Osweiler	Signed as UFA (Den.)
April 4	T	Roubbens Joseph	Signed as FA
April 4	QB	Brandon Doughty	Waived
April 4	C	Jake Brendel	Signed Exclusive Rights Tender
April 11	LB	Terence Garvin	Signed as UFA (Sea.)
April 16	TE	Gavin Escobar	Signed as FA
April 16	LB	Mike Hull	Signed Exclusive Rights Tender
April 24	WR	DeVante Parker	Team exercises fifth-year option
April 26	S	Minkah Fitzpatrick	Selected in NFL draft – D1, '18
April 27	TE	Mike Gesicki	Selected in NFL draft – D2, '18
April 27	LB	Jerome Baker	Selected in NFL draft – D3, '18
April 28	TE	Durham Smythe	Selected in NFL draft – D4a, '18
April 28	RB	Kalen Ballage	Selected in NFL draft – D4b, '18
April 28	CB	Cornell Armstrong	Selected in NFL draft – D6, '18
April 28	LB	Quentin Poling	Selected in NFL draft – D7a, '18
April 28	K	Jason Sanders	Selected in NFL draft – D7b, '18
May 3	DT	Akeem Spence	Acquired by Miami in trade (Det.)
May 4	QB	Bryce Petty	Acquired from waivers (NYJ)
May 10	CB	Tracy Howard	Waived/Failed Physical

DATE	POS.	PLAYER/COACH	TRANSACTION
May 10	CB	Johnathan Alston	Signed as undrafted college FA
May 10	LB	Cayson Collins	Signed as undrafted college FA
May 10	CB	Jalen Davis	Signed as undrafted college FA
May 10	LS	Lucas Gravelle	Signed as undrafted college FA
May 10	C	Connor Hilland	Signed as undrafted college FA
May 10	RB	Buddy Howell	Signed as undrafted college FA
May 10	K	Greg Joseph	Signed as undrafted college FA
May 10	DE	Claudy Mathieu	Signed as undrafted college FA
May 10	LB	Mike McCray	Signed as undrafted college FA
May 10	DT	Anthony Moten	Signed as undrafted college FA
May 10	DT	Jamius Pittman	Signed as undrafted college FA
May 10	DE	Quincy Redmon	Signed as undrafted college FA
May 10	T	David Steinmetz	Signed as undrafted college FA
May 25	C	Mike Matthews	Signed as FA
May 29	T	Sean Hickey	Waived
June 1	CB	Bobby McCain	Signed Contract Extension
June 1	S	Minkah Fitzpatrick	Signed (D1, '18)
June 1	CB	Cornell Armstrong	Signed (D6, '18)
June 1	LB	Quentin Poling	Signed (D7a, '18)
June 1	K	Jason Sanders	Signed (D7b, '18)
June 6	LB	Jerome Baker	Signed (D3, '18)
June 6	TE	Durham Smythe	Signed (D4a, '18)
June 6	RB	Kalen Ballage	Signed (D4b, '18)
June 18	TE	Mike Gesicki	Signed (D2, '18)
July 24	LB	Mike McCray	Retired
July 24	LB	Frank Ginda	Signed as FA
Aug. 6	RB	Jeremy Langford	Signed as FA
Aug. 14	DT	Gabe Wright	Waived
Aug. 14	DL	Kendall Langford	Signed as FA
Aug. 31	CB/S	Jordan Lucas	Traded (KC)
Sept. 1	CB	Johnathan Alston	Waived
Sept. 1	G	Isaac Asiata	Waived
Sept. 1	CB	Taveze Calhoun	Waived
Sept. 1	WR	Leonte Carroo	Waived
Sept. 1	LB	Cayson Collins	Waived
Sept. 1	CB	Jalen Davis	Waived
Sept. 1	TE	Thomas Duarte	Waived
Sept. 1	S	Trae Elston	Waived
Sept. 1	WR	Isaiah Ford	Waived
Sept. 1	LB	Frank Ginda	Waived
Sept. 1	LS	Lucas Gravelle	Waived
Sept. 1	C	Connor Hilland	Waived
Sept. 1	RB	Buddy Howell	Waived
Sept. 1	K	Greg Joseph	Waived
Sept. 1	T	Roubbens Joseph	Waived
Sept. 1	RB	Jeremy Langford	Waived
Sept. 1	WR	Malcolm Lewis	Waived
Sept. 1	CB	Tony Lippett	Waived
Sept. 1	DE	Cameron Malveaux	Waived
Sept. 1	DE	Claudy Mathieu	Waived
Sept. 1	C	Mike Matthews	Waived
Sept. 1	WR	Drew Morgan	Waived
Sept. 1	DT	Anthony Moten	Waived
Sept. 1	WR	Francis Owusu	Waived
Sept. 1	DT	Jamius Pittman	Waived
Sept. 1	LB	Quentin Poling	Waived
Sept. 1	RB	Brandon Radcliff	Waived
Sept. 1	T	Eric Smith	Waived
Sept. 1	T	David Steinmetz	Waived
Sept. 1	DE	Jonathan Woodard	Waived



2018 MIAMI DOLPHINS TRANSACTIONS

*as of Dec. 3, 2018

DATE	POS.	PLAYER/COACH	TRANSACTION	DATE	POS.	PLAYER/COACH	TRANSACTION
Sept. 1	QB	Bryce Petty	Waived/Injured	Oct. 3	C	Daniel Kilgore	Placed on Reserve/Injured List
Sept. 1	DE	Quincy Redmon	Waived/Injured	Oct. 3	C	Wesley Johnson	Signed as FA
Sept. 1	WR	Rashawn Scott	Waived/Injured	Oct. 3	DT	Garrison Smith	Signed to practice squad
Sept. 1	TE	Gavin Escobar	Released	Oct. 6	QB	Luke Falk	Placed on Reserve/Injured List
Sept. 1	LB	Terence Garvin	Released	Oct. 6	TE	Nick O'Leary	Promoted to active roster
Sept. 1	DL	Kendall Langford	Released	Oct. 10	WR	Travis Rudolph	Signed to practice squad
Sept. 2	QB	Luke Falk	Acquired from waivers (Ten.)	Oct. 11	WR	Travis Rudolph	Placed on Practice Squad/Injured List
Sept. 2	WR	Tanner McEvoy	Acquired from waivers (NO)	Oct. 11	WR	Malcolm Lewis	Signed to practice squad
Sept. 2	T	Sam Young	Released	Oct. 13	T	Sam Young	Released
Sept. 2	LS	John Denney	Released	Oct. 13	DT	Jamiyus Pittman	Promoted to active roster
Sept. 3	LS	John Denney	Signed as FA	Oct. 15	T	Sam Young	Signed as FA
Sept. 3	C	Jake Brendel	Placed on Reserve/Injured List	Oct. 15	S	Maurice Smith	Waived
Sept. 3	LB	Mike Hull	Placed on Reserve/Injured List	Oct. 16	DT	DeShawn Williams	Signed to practice squad
Sept. 3	C	Travis Swanson	Signed as FA	Oct. 17	LB	Chase Allen	Placed on Reserve/Injured List
Sept. 3	G	Isaac Asiata	Signed to practice squad	Oct. 17	S	Maurice Smith	Signed as FA
Sept. 3	WR	Leonte Carroo	Signed to practice squad	Oct. 24	WR	Leonte Carroo	Promoted to active roster
Sept. 3	CB	Jalen Davis	Signed to practice squad	Oct. 24	WR	Albert Wilson	Placed on Reserve/Injured List
Sept. 3	WR	Isaiah Ford	Signed to practice squad	Oct. 29	S	Maurice Smith	Waived
Sept. 3	C	Connor Hilland	Signed to practice squad	Oct. 29	DT	Jamiyus Pittman	Waived
Sept. 3	RB	Jeremy Langford	Signed to practice squad	Oct. 30	DT	Vincent Taylor	Placed on Reserve/Injured List
Sept. 3	DE	Cameron Malveaux	Signed to practice squad	Oct. 31	DT	Ziggy Hood	Signed as FA
Sept. 3	DT	Jamiyus Pittman	Signed to practice squad	Oct. 31	DT	Sylvester Williams	Signed as FA
Sept. 3	LB	Quentin Poling	Signed to practice squad	Oct. 31	LB	Mike Hull	Activated off Reserve/Injured List
Sept. 3	DE	Jonathan Woodard	Signed to practice squad	Oct. 31	DT	DeShawn Williams	Released from practice squad
Sept. 3	S	Maurice Smith	Waived	Oct. 31	S	Maurice Smith	Signed to practice squad
Sept. 4	T	Sam Young	Signed as FA	Oct. 31	DT	Jamiyus Pittman	Signed to practice squad
Sept. 5	RB	Brandon Bolden	Signed as FA	Nov. 2	DT	Garrison Smith	Placed on Practice Squad/Injured List
Sept. 5	C	Travis Swanson	Released	Nov. 2	DT	DeShawn Williams	Signed to practice squad
Sept. 5	S	Maurice Smith	Signed to practice squad	Nov. 2	C	Jake Brendel	Activated off Reserve/Injured List
Sept. 5	RB	Jeremy Langford	Released from practice squad	Nov. 2	CB	Cordrea Tankersley	Placed on Reserve/Injured List
Sept. 6	TE	MarQueis Gray	Placed on Reserve/Injured List	Nov. 9	G	Isaac Asiata	Promoted to active roster
Sept. 6	TE	Gavin Escobar	Signed as FA	Nov. 9	LB	Martrell Spaight	Waived
Sept. 11	C	Travis Swanson	Signed as FA	Nov. 13	DE	Cameron Malveaux	Waived
Sept. 11	TE	Gavin Escobar	Released	Nov. 15	WR	Brice Butler	Signed as FA
Sept. 11	DE	Cameron Malveaux	Released from practice squad	Nov. 15	DE	Cameron Malveaux	Signed to practice squad
Sept. 11	LS	Lucas Gravelle	Signed to practice squad	Nov. 27	DE	Cameron Malveaux	Released from practice squad (Ari.)
Sept. 14	G	Josh Sitton	Placed on Reserve/Injured List	Nov. 28	WR	Jakeem Grant	Placed on Reserve/Injured List
Sept. 18	S	Maurice Smith	Promoted to active roster	Nov. 28	WR	Isaiah Ford	Promoted to active roster
Sept. 19	TE	Nick O'Leary	Signed to practice squad	Nov. 28	WR	Francis Owusu	Signed to practice squad
Sept. 25	DE	William Hayes	Placed on Reserve/Injured List	Nov. 28	S	Chris Lammons	Signed to practice squad
Sept. 25	LS	Lucas Gravelle	Released from practice squad				
Sept. 25	WR	Tanner McEvoy	Waived				
Sept. 26	DE	Jonathan Woodard	Promoted to active roster				
Sept. 26	LB	Martrell Spaight	Signed as FA				
Sept. 26	DE	Cameron Malveaux	Signed to practice squad				
Sept. 26	DE	Jeremiah Valoaga	Signed to practice squad				
Oct. 2	DT	Jordan Phillips	Waived				
Oct. 3	DE	Cameron Malveaux	Promoted to active roster				

PRONUNCIATION GUIDE

PLAYER	PHONETICALLY	PLAYER	PHONETICALLY	COACH/STAFF	PHONETICALLY
LB Stephone Anthony	steh-FAHN	P Matt Haack	HAWK	Joe Cimino	Chu-MEAN-oh
G Isaac Asiata	AH-see-ah-ta	CB Xavier Howard	EX-ay-vee-n	Josh Grizzard	Grizz-ARD
RB Kalen Ballage	KAY-lun buh-LODGE	RB Senorise Perry	Suh-nor-riss	Naohisa Inoue	Now-HE-Sa, IN-ew-way
WR Leonte Carroo	LEON-tay Cuh-ROO	T Zach Sterup	STIR-up	Kris Kocurek	KO-SIR-ick
TE Mike Gesicki	guh-sick-EE	G/T Laremy Tunsil	LAIR-uh-mee TUHN-suhl	Chris Kuper	KOO-pehr
DT Davon Godchaux	Duh-VAHN GOD-chaw			Dowell Loggains	dowel LOG-ins
				Marwan Maalouf	mah-LOOF
				Dave Puloka	Puh-LOH-kuh



2018 MIAMI DOLPHINS NUMERICAL ROSTER

*as of Dec. 3, 2018

NO.	NAME	POS.	HT.	WT.	BIRTHDATE	EXP.	COLLEGE	HOMETOWN	HOW ACQ.
2	Matt Haack	P	6-0	202	7/25/94	2	Arizona State '17	West Des Moines, Iowa	FA, '17
7	Jason Sanders	K	5-11	186	11/16/95	R	New Mexico '18	Orange, Calif.	D7b, '18
8	Brook Osweller	QB	6-7	240	11/22/90	7	Arizona State '12	Kalispell, Mont.	UFA, '18 (Den.)
9	David Fales	QB	6-2	213	10/4/90	4	San Jose State '14	Salinas, Calif.	FA, '17
10	Kenny Stills	WR	6-1	202	4/22/92	6	Oklahoma '13	San Diego, Calif.	T, '15 (N.O.)
11	DeVante Parker	WR	6-3	216	1/20/93	4	Louisville '15	Louisville, Ky.	D1, '15
14	Brice Butler	WR	6-3	220	1/29/90	6	San Diego State '13	Norcross, Ga.	FA, '18
17	Ryan Tannehill	QB	6-4	207	7/27/88	7	Texas A&M '12	Big Spring, Texas	D1, '12
20	Reshad Jones	S	6-1	215	2/25/88	9	Georgia '10	Atlanta, Ga.	D5b, '10
21	Frank Gore	RB	5-9	212	5/14/83	14	Miami (FL) '05	Coral Gables, Fla.	UFA, '18 (Ind.)
22	T.J. McDonald	S	6-2	223	1/26/91	6	USC '13	Fresno, Calif.	UFA, '17 (LAR)
24	Torry McTyer	CB	5-11	188	4/10/95	2	UNLV '17	Los Angeles, Calif.	FA, '17
25	Xavien Howard	CB	6-1	192	7/4/93	3	Baylor '16	Houston, Texas	D2, '16
27	Kalen Ballage	RB	6-2	237	12/22/95	R	Arizona State '18	Denver, Colo.	D4b, '18
28	Bobby McCain	CB	5-11	192	8/18/93	4	Memphis '15	Oxford, Ala.	D5a, '15
29	Minkah Fitzpatrick	S	6-1	202	11/17/96	R	Alabama '18	Old Bridge, N.J.	D1, '18
31	Cornell Armstrong	CB	6-0	185	9/22/95	R	Southern Miss '18	Bassfield, Miss.	D6, '18
32	Kenyan Drake	RB	6-1	211	1/26/94	3	Alabama '16	Marionetta, Ga.	D3a, '16
34	Senorise Perry	RB	6-0	210	9/19/91	4	Louisville '14	Summersville, N.C.	FA, '16
35	Walt Aikens	CB/S	6-1	208	6/19/91	5	Liberty '14	Charlotte, N.C.	D4, '14
38	Brandon Bolden	RB	5-11	220	1/26/90	7	Mississippi '12	Baton Rouge, La.	FA, '18
44	Stephone Anthony	LB	6-3	245	7/28/92	4	Clemson '15	Polkton, N.C.	T, '17 (NO)
45	Mike Hull	LB	6-0	235	5/25/91	3	Penn State '15	Cononsburg, Pa.	FA, '15
47	Kiko Alonso	LB	6-3	239	8/14/90	6	Oregon '13	Los Gatos, Calif.	T, '16 (Phi.)
50	Andre Branch	DE	6-5	265	7/14/89	7	Clemson '12	Richmond, Va.	UFA, '16 (Jax.)
52	Raekwon McMillan	LB	6-2	248	11/17/95	2	Ohio State '17	Hinesville, Ga.	D2, '17
55	Jerome Baker	LB	6-2	215	12/25/96	R	Ohio State '18	Cleveland, Ohio	D3, '18
56	Davon Godchaux	DT	6-3	315	11/11/94	2	LSU '17	Plaquemine, La.	D5b, '17
62	Ted Larsen	C/G	6-3	323	6/13/87	9	NC State '10	Palm Harbor, Fla.	UFA, '17 (Chi.)
64	Jake Brendel	C	6-4	299	9/10/92	3	UCLA '16	Plano, Texas	FA, '16
66	Travis Swanson	C	6-5	304	1/30/91	5	Arkansas '14	Houston, Texas	FA, '18
68	Isaac Asiata	G	6-3	345	12/29/92	2	Utah '17	Spanish Fork, Utah	D5a, '17
70	Ja'Wuan James	T	6-6	312	6/3/92	5	Tennessee '14	Suwanee, Ga.	D1, '14
73	Wesley Johnson	C	6-5	309	1/9/91	5	Vanderbilt '15	Nashville, Tenn.	FA, '18
74	Zach Sterup	T	6-9	327	5/14/92	2	Nebraska '14	Hastings, Neb.	FA, '17
76	Jonathan Woodard	DE	6-6	271	9/19/93	1	Central Arkansas '16	Brentwood, Tenn.	FA, '17
77	Jesse Davis	G/T	6-6	325	9/15/91	2	Idaho '16	Asotin, Wash.	FA, '17
78	Laremy Tunsil	T	6-5	318	8/2/94	3	Mississippi '16	Lake City, Fla.	D1, '16
79	Sam Young	T	6-8	302	6/24/87	9	Notre Dame '10	Coral Springs, Fla.	UFA, '16 (Jax.)
80	Danny Amendola	WR	5-11	190	11/2/85	10	Texas Tech '08	The Woodlands, Texas	UFA, '18 (NE)
81	Durham Smythe	TE	6-6	248	8/9/95	R	Notre Dame '18	Belton, Texas	D4a, '18
83	Nick O'Leary	TE	6-3	252	8/31/92	3	Florida State '15	Palm Beach, Fla.	FA, '18
84	Isiah Ford	WR	6-2	189	2/9/96	2	Virginia Tech '17	Jacksonville, Fla.	D7, '17
85	A.J. Derby	TE	6-5	240	9/20/91	4	Arkansas '15	Iowa City, Iowa	Wai., '17 (Den.)
86	Mike Gesicki	TE	6-6	245	10/3/95	R	Penn State '18	Manahawkin, N.J.	D2, '18
88	Leonie Carroo	WR	6-1	215	1/24/94	3	Rutgers '16	Edison, N.J.	D3b, '16
90	Charles Harris	DE	6-3	250	3/6/95	2	Missouri '17	Kansas City, Mo.	D1, '17
91	Cameron Wake	DE	6-3	263	1/30/82	10	Penn State '05	Hyattsville, Md.	FA, '09
92	John Denney	LS	6-5	242	12/13/78	14	Brigham Young '05	Thornton, Colo.	FA, '05
93	Akeem Spence	DT	6-1	307	11/29/91	6	Illinois '13	Fort Walton Beach, Fla.	T, '18 (Det.)
94	Robert Quinn	DE	6-4	257	5/18/90	8	North Carolina '11	Ladson, S.C.	T, '18 (LAR)
97	Ziggy Hood	DT	6-3	305	2/16/87	10	Missouri '09	Amarillo, Texas	FA, '18
98	Sylvester Williams	DT	6-2	328	11/21/88	6	North Carolina '13	Jefferson City, Mo.	FA, '18

RESERVE/INJURED

4	Luke Falk	QB	6-4	215	12/28/94	R	Washington State '18	Logan, Utah	Wai., '18 (Ten.)
15	Albert Wilson	WR	5-9	186	7/12/92	5	Georgia State '14	Fort Pierce, Fla.	UFA, '18 (KC)
19	Jakeem Grant	WR	5-7	169	10/30/92	3	Texas Tech '16	Dallas, Texas	D6a, '16
23	Cordrea Tankersley	CB	6-1	200	11/19/93	2	Clemson '17	Beech Island, S.C.	D3, '17
48	MarQueis Gray	TE	6-4	263	11/7/89	6	Minnesota '13	Indianapolis, Ind.	FA, '16
59	Chase Allen	LB	6-3	250	8/29/93	2	Southern Illinois '17	Belleville, Ill.	FA, '17
67	Daniel Kilgore	C	6-3	291	12/18/87	8	Appalachian State '08	Kingsport, Tenn.	T, '18 (SF)
71	Josh Sitton	G	6-3	320	6/16/86	11	UCF '08	Pensacola, Fla.	UFA, '18 (Chi.)
95	William Hayes	DE	6-3	265	5/2/85	11	Winston-Salem St. '08	High Point, N.C.	T, '17 (LAR)
96	Vincent Taylor	DT	6-3	306	1/5/94	2	Oklahoma State '17	New Orleans, La.	D6, '17

PRACTICE SQUAD

1	Jalen Davis	CB	5-10	185	2/2/96	R	Utah State '18	La Mesa, Calif.	FA, '18
18	Malcolm Lewis	WR	5-10	200	10/27/93	1	Miami (FL) '17	Miami, Fla.	FA, '17
26	Maurice Smith	S	6-0	194	6/14/95	2	Georgia '17	Missouri City, Texas	FA, '17
30	Chris Lammons	S	5-10	190	1/31/96	R	South Carolina '18	Lauderhill, Fla.	FA, '18
51	Quentin Poling	LB	6-1	235	8/17/94	R	Ohio '18	Gomer, Ohio	D7a, '18
58	DeShawn Williams	DT	6-1	292	12/29/92	2	Clemson '15	Central, S.C.	FA, '18
61	Connor Hilland	C	6-4	298	6/18/95	R	William & Mary '18	Stafford, Va.	FA, '18
65	Jamirys Pittman	DT	6-2	319	10/23/94	R	Central Florida '18	Moultrie, Ga.	FA, '18
72	Jeremiah Valoaga	DE	6-6	275	11/15/94	2	UNLV '17	Oxnard, Calif.	FA, '18
82	Francis Owusu	WR	6-3	223	12/27/94	1	Stanford '17	Oxnard, Calif.	FA, '17

PRACTICE SQUAD/INJURED

69	Garrison Smith	DT	6-1	295	10/9/91	3	Georgia '14	Atlanta, Ga.	FA, '18
	Travis Rudolph	WR	6-0	187	9/15/95	2	Florida State '17	West Palm Beach, Fla.	FA, '18



2018 MIAMI DOLPHINS ALPHABETICAL ROSTER

*as of Dec. 3, 2018

NO.	NAME	POS.	HT.	WT.	BIRTHDATE	EXP.	COLLEGE	HOMETOWN	HOW ACQ.
35	Aikens, Walt	CB/S	6-1	208	6/19/91	5	Liberty '14	Charlotte, N.C.	D4, '14
47	Alonso, Kiko	LB	6-3	239	8/14/90	6	Oregon '13	Los Gatos, Calif.	T, '16 (Phi.)
80	Amendola, Danny	WR	5-11	190	11/2/85	10	Texas Tech '08	The Woodlands, Texas	UFA, '18 (NE)
44	Anthony, Stephone	LB	6-3	245	7/28/92	4	Clemson '15	Polkton, N.C.	T, '17 (NO)
31	Armstrong, Cornell	CB	6-0	185	9/22/95	R	Southern Miss '18	Bassfield, Miss.	D6, '18
68	Asiata, Isaac	G	6-3	345	12/29/92	2	Utah '17	Spanish Fork, Utah	D5a, '17
55	Baker, Jerome	LB	6-2	215	12/25/96	R	Ohio State '18	Cleveland, Ohio	D3, '18
27	Ballage, Kalen	RB	6-2	237	12/22/95	R	Arizona State '18	Denver, Colo.	D4b, '18
38	Bolden, Brandon	RB	5-11	220	1/26/90	7	Mississippi '12	Baton Rouge, La.	FA, '18
50	Branch, Andre	DE	6-5	263	7/14/89	7	Clemson '12	Richmond, Va.	UFA, '16 (Jax.)
64	Brendel, Jake	C	6-4	299	9/10/92	3	UCLA '16	Plano, Texas	FA, '16
14	Butler, Brice	WR	6-3	220	1/29/90	6	San Diego State '13	Norcross, Ga.	FA, '18
88	Carroo, Leonte	WR	6-1	215	1/24/94	3	Rutgers '16	Edison, N.J.	D3b, '16
77	Davis, Jesse	G/T	6-6	325	9/15/91	2	Idaho '16	Asotin, Wash.	FA, '17
92	Denney, John	LS	6-5	242	12/13/78	14	Brigham Young '05	Thornton, Colo.	FA, '05
85	Derby, A.J.	TE	6-5	240	9/20/91	4	Arkansas '15	Iowa City, Iowa	Wai., '17 (Den.)
32	Drake, Kenyan	RB	6-1	211	1/26/94	3	Alabama '16	Marietta, Ga.	D3a, '16
9	Fales, Saladin	QB	6-2	213	10/4/90	4	San Jose State '14	Salinas, Calif.	FA, '17
29	Fitzpatrick, Minkah	S	6-1	202	11/17/96	R	Alabama '18	Old Bridge, N.J.	D1, '18
84	Ford, Isaiah	WR	6-2	189	2/9/96	2	Virginia Tech '17	Jacksonville, Fla.	D7, '17
86	Gesicki, Mike	TE	6-6	245	10/3/95	R	Penn State '18	Manahawkin, N.J.	D2, '18
56	Godchaux, Davon	DT	6-3	315	11/11/94	2	LSU '17	Plaquemine, La.	D5b, '17
21	Gore, Frank	RB	5-9	212	5/14/83	14	Miami (FL) '05	Coral Gables, Fla.	UFA, '18 (Ind.)
2	Haack, Matt	P	6-0	202	7/25/94	R	Arizona State '17	West Des Moines, Iowa	FA, '17
90	Harris, Charles	DE	6-3	250	3/6/95	2	Missouri '17	Kansas City, Mo.	D1, '17
97	Hood, Ziggy	DT	6-3	305	2/16/87	10	Missouri '09	Amarillo, Texas	FA, '18
25	Howard, Xavier	CB	6-1	192	7/14/93	3	Baylor '16	Houston, Texas	D2, '16
45	Hull, Mike	LB	6-0	235	5/25/91	3	Penn State '15	Cononsburg, Pa.	FA, '15
70	James, Ja'Wuan	T	6-6	312	6/3/92	5	Tennessee '14	Suwanee, Ga.	D1, '14
73	Johnson, Wesley	C	6-5	309	1/9/91	5	Vanderbilt '14	Nashville, Tenn.	FA, '18
20	Jones, Reshad	S	6-1	215	2/25/88	9	Georgia '10	Atlanta, Ga.	D5b, '10
62	Larsen, Ted	C/G	6-3	323	6/13/87	9	NC State '10	Palm Harbor, Fla.	UFA, '17 (Chi.)
28	McCain, Bobby	CB	5-11	192	8/18/93	4	Memphis '15	Oxford, Ala.	D5a, '15
22	McDonald, T.J.	S	6-2	223	1/26/91	6	USC '13	Fresno, Calif.	UFA, '17 (LAR)
52	McMillan, Raekwon	LB	6-2	248	11/17/95	2	Ohio State '17	Hinesville, Ga.	D2, '17
24	McTyer, Torry	CB	5-11	188	4/10/95	2	UNLV '17	Los Angeles, Calif.	FA, '17
83	O'Leary, Nick	TE	6-3	252	8/31/92	3	Florida State '15	Palm Beach, Fla.	FA, '18
8	Osweller, Brock	QB	6-7	240	11/22/90	7	Arizona State '12	Kalispell, Mont.	UFA, '18 (Den.)
11	Parker, DeVante	WR	6-3	216	1/20/93	4	Louisville '15	Louisville, Ky.	D1, '15
34	Perry, Seniorise	RB	6-0	210	9/19/91	4	Louisville '14	Summersville, Ga.	FA, '16
94	Quinn, Robert	DE	6-4	257	5/18/90	8	North Carolina '11	Radson, S.C.	T, '18 (LAR)
7	Sanders, Jason	K	5-11	186	11/16/95	R	New Mexico '18	Orange, Calif.	D7b, '18
81	Smythe, Durham	TE	6-6	248	8/9/95	R	Notre Dame '18	Belton, Texas	D4a, '18
93	Spence, Akeem	DT	6-1	307	11/29/91	6	Illinois '13	Fort Walton Beach, Fla.	T, '18 (Det.)
74	Sterup, Zach	T	6-9	327	5/14/92	2	Nebraska '15	Hastings, Neb.	FA, '17
10	Stills, Kenny	WR	6-1	202	4/22/92	6	Oklahoma '13	San Diego, Calif.	T, '15 (N.O.)
66	Swanson, Travis	C	6-5	304	1/30/91	5	Arkansas '14	Houston, Texas	FA, '18
17	Tannehill, Ryan	QB	6-4	207	7/27/88	7	Texas A&M '12	Big Spring, Texas	D1, '12
78	Tunali, Laremy	T	6-5	318	8/27/94	3	Mississippi '16	Lake City, Fla.	D1, '16
91	Wake, Cameron	DE	6-3	263	1/30/82	10	Penn State '05	Hyattsville, Md.	FA, '09
98	Williams, Sylvester	DT	6-2	328	11/21/88	6	North Carolina '13	Jefferson City, Mo.	FA, '18
76	Woodard, Jonathan	DE	6-6	271	9/19/93	1	Central Arkansas '16	Brentwood, Tenn.	FA, '17
79	Young, Sam	T	6-8	302	6/24/87	9	Notre Dame '10	Coral Springs, Fla.	UFA, '16 (Jax.)

RESERVE/INJURED

59	Allen, Chase	LB	6-3	250	8/29/93	2	Southern Illinois '17	Belleville, Ill.	FA, '17
4	Falk, Luke	QB	6-4	215	12/28/94	R	Washington State '18	Logan, Utah	Wai., '18 (Ten.)
19	Grant, Jakeme	WR	5-7	169	10/30/92	3	Texas Tech '16	Dallas, Texas	D6a, '16
48	Gray, MarQueis	TE	6-4	260	11/7/89	6	Minnesota '13	Indianapolis, Ind.	FA, '16
95	Hayes, William	DE	6-3	265	5/2/85	11	Winston-Salem St. '08	High Point, N.C.	T, '17 (LAR)
67	Kilgore, Daniel	C	6-3	291	12/18/87	8	Appalachian State '08	Kingsport, Tenn.	T, '18 (SF)
71	Sitton, Josh	G	6-3	320	6/16/86	11	UCF '08	Pensacola, Fla.	UFA, '18 (Chi.)
23	Tankersley, Cordrea	CB	6-1	200	11/19/93	2	Clemson '17	Beech Island, S.C.	D3, '17
96	Taylor, Vincent	DT	6-3	306	1/5/94	2	Oklahoma State '17	New Orleans, La.	D6, '17
15	Wilson, Albert	WR	5-9	186	7/12/92	5	Georgia State '14	Fort Pierce, Fla.	UFA, '18 (KC)

PRACTICE SQUAD

1	Davis, Jalen	CB	5-10	185	2/2/96	R	Utah State '18	La Mesa, Calif.	FA, '18
61	Hilland, Connor	C	6-4	298	6/18/95	R	William & Mary '18	Stafford, Va.	FA, '18
3	Lammons, Chris	S	5-10	190	1/31/96	R	South Carolina '18	Lauderhill, Fla.	FA, '18
18	Lewis, Malcolm	WR	5-10	200	10/27/93	1	Miami (FL) '17	Miami, Fla.	FA, '17
82	Owusu, Francis	WR	6-3	223	12/27/94	1	Stanford '17	Oxnard, Calif.	FA, '17
65	Pittman, Jamijus	DT	6-2	319	10/23/94	R	Central Florida '18	Moultrie, Ga.	FA, '18
51	Poling, Quentin	LB	6-1	235	8/17/94	R	Ohio '18	Gomer, Ohio	D7a, '18
26	Smith, Maurice	S	6-0	194	6/14/95	2	Georgia '17	Missouri City, Texas	FA, '17
72	Valoaga, Jeremiah	DE	6-6	275	11/15/94	2	UNLV '17	Oxnard, Calif.	FA, '18
58	Williams, DeShawn	DT	6-1	292	12/29/92	2	Clemson '15	Central, S.C.	FA, '18

PRACTICE SQUAD/INJURED

	Rudolph, Travis	WR	6-0	187	9/15/95	2	Florida State '17	West Palm Beach, Fla.	FA, '18
69	Smith, Garrison	DT	6-1	295	10/9/91	3	Georgia '14	Atlanta, Ga.	FA, '18



2018 MIAMI DOLPHINS POSITIONAL ROSTER

*as of Dec. 3, 2018

OFFENSE (28)

QUARTERBACKS (3)

NO	NAME	POS	HT	WT	EXP	COLLEGE
8	Oswieiler, Brock	QB	6-7	240	7	Arizona State '12
9	Fales, David	QB	6-2	213	4	San Jose State '14
17	Tannehill, Ryan	QB	6-4	207	7	Texas A&M '12

RUNNING BACKS (5)

NO	NAME	POS	HT	WT	EXP	COLLEGE
21	Gore, Frank	RB	5-9	212	14	Miami (FL) '05
27	Ballage, Kalen	RB	6-2	237	R	Arizona State '18
32	Drake, Kenyan	RB	6-1	211	3	Alabama '16
34	Perry, Senorise	RB	6-0	210	4	Louisville '14
38	Bolden, Brandon	RB	5-11	220	7	Mississippi '12

WIDE RECEIVERS (6)

NO	NAME	POS	HT	WT	EXP	COLLEGE
10	Stills, Kenny	WR	6-1	202	6	Oklahoma '13
11	Parker, DeVante	WR	6-3	216	4	Louisville '15
14	Butler, Brice	WR	6-3	220	6	San Diego State '13
80	Amendola, Danny	WR	5-11	190	10	Texas Tech '08
84	Ford, Isaiah	WR	6-2	189	2	Virginia Tech '17
88	Carroo, Leonte	WR	6-1	215	3	Rutgers '16

TIGHT ENDS (4)

NO	NAME	POS	HT	WT	EXP	COLLEGE
81	Smythe, Durham	TE	6-6	248	R	Notre Dame '18
83	O'Leary, Nick	TE	6-3	252	3	Florida State '15
85	Derby, A.J.	TE	6-5	240	4	Arkansas '15
86	Gesicki, Mike	TE	6-6	245	R	Penn State '18

OFFENSIVE LINEMEN (10)

NO	NAME	POS	HT	WT	EXP	COLLEGE
62	Larsen, Ted	C/G	6-3	323	9	NC State '10
64	Brendel, Jake	C	6-4	299	3	UCLA '16
66	Swanson, Travis	C	6-5	304	5	Arkansas '14
68	Asiata, Isaac	G	6-3	345	2	Utah '17
70	James, Ja'Wuan	T	6-6	312	5	Tennessee '14
73	Johnson, Wesley	C	6-5	309	5	Vanderbilt '14
74	Sterup, Zach	T	6-9	327	2	Nebraska '15
77	Davis, Jesse	G/T	6-6	325	2	Idaho '16
78	Tunsil, Laremy	T	6-5	318	3	Mississippi '16
79	Young, Sam	T	6-8	302	9	Notre Dame '10

PRACTICE SQUAD (10)

NO	NAME	POS	HT	WT	EXP	COLLEGE
1	Davis, Jalen	CB	5-10	185	R	Utah State '18
18	Lewis, Malcolm	WR	5-10	200	1	Miami (FL) '17
26	Smith, Maurice	S	6-0	194	2	Georgia '17
30	Lammons, Chris	S	5-10	190	R	South Carolina '18
51	Poling, Quentin	LB	6-1	235	R	Ohio '18
58	Williams, DeShawn	DT	6-1	292	2	Clemson '15
61	Hilland, Connor	C	6-4	298	R	William & Mary '18
65	Pittman, Jamijus	DT	6-2	319	R	Central Florida '18
72	Valoaga, Jeremiah	DE	6-6	275	2	UNLV '17
82	Owusu, Francis	WR	6-3	223	1	Stanford '17

PRACTICE SQUAD/INJURED (2)

NO	NAME	POS	HT	WT	EXP	COLLEGE
69	Smith, Garrison	DT	6-1	295	3	Georgia '14
	Rudolph, Travis	WR	6-0	187	2	Florida State '17

DEFENSE (22)

DEFENSIVE LINEMEN (9)

NO	NAME	POS	HT	WT	EXP	COLLEGE
50	Branch, Andre	DE	6-5	263	7	Clemson '12
56	Godchaux, Davon	DT	6-3	315	2	LSU '17
76	Woodard, Jonathan	DE	6-6	271	1	Central Arkansas '16
90	Harris, Charles	DE	6-3	250	2	Missouri '17
91	Wake, Cameron	DE	6-3	263	10	Penn State '05
93	Spence, Akeem	DT	6-1	307	6	Illinois '13
94	Quinn, Robert	DE	6-4	257	8	North Carolina '11
97	Hood, Ziggy	DT	6-3	305	10	Missouri '09
98	Williams, Sylvester	DT	6-2	328	6	North Carolina '13

LINEBACKERS (5)

NO	NAME	POS	HT	WT	EXP	COLLEGE
44	Anthony, Stephone	LB	6-3	245	4	Clemson '12
45	Hull, Mike	LB	6-0	235	3	Penn State '15
47	Alonso, Kiko	LB	6-3	239	6	Oregon '13
52	McMillan, Raekwon	LB	6-2	248	2	Ohio State '17
55	Baker, Jerome	LB	6-2	215	R	Ohio State '18

DEFENSIVE BACKS (8)

NO	NAME	POS	HT	WT	EXP	COLLEGE
20	Jones, Reshad	S	6-1	215	9	Georgia '10
22	McDonald, T.J.	S	6-2	223	6	USC '13
24	McTyer, Torry	CB	5-11	188	2	UNLV '17
25	Howard, Xavier	CB	6-1	192	3	Baylor '16
28	McCain, Bobby	CB	5-11	192	4	Memphis '15
29	Fitzpatrick, Minkah	S	6-1	202	R	Alabama '18
31	Armstrong, Cornell	CB	6-0	185	R	Southern Miss '18
35	Aikens, Walt	CB/S	6-1	208	5	Liberty '14

SPECIALISTS (3)

NO	NAME	POS	HT	WT	EXP	COLLEGE
2	Haack, Matt	P	6-0	202	2	Arizona State '17
7	Sanders, Jason	K	5-11	186	R	New Mexico '18
92	Denney, John	LS	5-5	242	14	Brigham Young '05

RESERVE/INJURED (10)

NO	NAME	POS	HT	WT	EXP	COLLEGE
4	Falk, Luke	QB	6-4	215	R	Washington St. '18
15	Wilson, Albert	WR	5-9	186	5	Georgia State '14
19	Grant, Jakeem	WR	5-7	169	3	Texas Tech '16
23	Tankersley, Cordrea	CB	6-1	200	2	Clemson '17
48	Gray, MarQueis	TE	6-4	263	6	Minnesota '13
59	Allen, Chase	LB	6-3	250	2	Southern Illinois '17
67	Kilgore, Daniel	C	6-3	291	8	Appalachian St. '08
71	Sitton, Josh	G	6-3	320	11	UCF '08
95	Hayes, William	DE	6-3	265	11	Winston-Salem St. '08
96	Taylor, Vincent	DT	6-3	306	2	Oklahoma State '17



2018 MIAMI DOLPHINS – HOW THEY WERE ACQUIRED *as of Dec. 3, 2018

	DRAFT (21)	TRADES (5)	WAIVERS (1)	FREE AGENTS (26)
2005				LS John Denney
2009				DE Cameron Wake
2010	S Reshad Jones (5b)			
2012	QB Ryan Tannehill (1)			
2014	T Ja'Wuan James (1) CB/S Walt Aikens (4)			
2015	WR DeVante Parker (1) CB Bobby McCain (5a)	WR Kenny Stills (N.O.)		LB Mike Hull
2016	T Laremy Tunsil (1) CB Xavier Howard (2) RB Kenyan Drake (3a) WR Leonte Carroo (3b)	LB Kiko Alonso (Phi.)		DE Andre Branch (Jax.) C Jake Brendel RB Senorise Perry T Sam Young (Jax.)
2017	DE Charles Harris (1) LB Raekwon McMillan (2) G Isaac Asiata (5a) DT Davon Godchaux (5b)	LB Stephone Anthony (NO)	TE A.J. Derby (Den.)	G/T Jesse Davis QB David Fales WR Isaiah Ford P Matt Haack C/G Ted Larsen (Chi.) S T.J. McDonald (LAR) CB Torry McTyer T Zach Sterup DE Jonathan Woodard
2018	S Minkah Fitzpatrick (1) TE Mike Gesicki (2) LB Jerome Baker (3) TE Durham Smythe (4a) RB Kalen Ballage (4b) CB Cornell Armstrong (6) K Jason Sanders (7b)	DE Robert Quinn (LAR) DT Akeem Spence (Det.)		WR Danny Amendola (NE) RB Brandon Bolden WR Brice Butler RB Frank Gore (Ind.) DT Ziggy Hood C Wesley Johnson TE Nick O'Leary QB Brock Osweiler (Den.) C Travis Swanson DT Sylvester Williams



SUPPLEMENTAL STATS



2018 REGULAR SEASON STATISTICS

REGULAR SEASON RESULTS (6-6)

DATE	OPPONENT	SCORE	W/L	ATTENDANCE
Sept. 9	TENNESSEE	27-20	W	65,184
Sept. 16	at N.Y. Jets	20-12	W	77,982
Sept. 23	OAKLAND	28-20	W	65,667
Sept. 30	at New England	7-38	L	65,878
Oct. 7	at Cincinnati	17-27	L	52,708
Oct. 14	CHICAGO	31-28 (OT)	W	65,791
Oct. 21	DETROIT	21-32	L	65,265
Oct. 25	at Houston	23-42	L	71,726
Nov. 4	N.Y. JETS	13-6	W	65,533
Nov. 11	at Green Bay	12-31	L	78,076
Nov. 25	at Indianapolis	24-27	L	57,069
Dec. 2	BUFFALO	21-17	W	65,155
Dec. 9	NEW ENGLAND			
Dec. 16	at Minnesota			
Dec. 23	JACKSONVILLE			
Dec. 30	at Buffalo			

TEAM STATISTICS

	DOLPHINS	OPPONENTS
TOTAL FIRST DOWNS	192	258
Rushing	51	84
Passing	120	147
Penalty	21	27
3rd Down: Made/Att	48/146	59/143
3rd Down Pct.	32.9%	41.3%
4th Down: Made/Att	7/10	5/13
4th Down Pct.	70.0%	38.5%
POSSESSION AVG.	28:12	31:48
TOTAL NET YARDS	3625	4793
Avg. Per Game	302.1	399.4
Total Plays	676	764
Avg. Per Play	5.4	6.3
NET YARDS RUSHING	1232	1736
Avg. Per Game	102.7	144.7
Total Rushes	287	350
NET YARDS PASSING	2393	3057
Avg. Per Game	199.4	254.8
Sacked/Yards Lost	31/247	20/142
Gross Yards	2640	3199
Attempts/Completions	358/233	394/260
Completion Pct.	65.1%	66.0%
Had Intercepted	10	19
PUNTS/AVERAGE	64/45.5	41/42.9
NET PUNTING AVG.	40.7	36.3
PENALTIES/YARDS	79/718	83/660
FUMBLES/BALL LOST	10/7	15/6
TOUCHDOWNS	28	35
Rushing	4	9
Passing	21	23
Returns	3	3

SCORE BY QUARTERS	Q1	Q2	Q3	Q4	OT	TOTAL
Dolphins	38	77	42	84	3	244
Opponents	41	64	84	111	0	300



2018 REGULAR SEASON STATISTICS

RUSHING

	NO.	YDS.	AVG.	LG	TD
F.Gore	139	616	4.4	39	0
K.Drake	96	439	4.6	54t	4
R.Tannehill	25	100	4.0	20	0
B.Osweiler	8	21	2.6	7	0
A.Wilson	8	16	2.0	5	0
L.Carroo	1	14	14.0	14	0
K.Ballage	8	11	1.4	8	0
B.Bolden	1	10	10.0	10	0
J.Grant	1	5	5.0	5	0
DOLPHINS	287	1232	4.3	54t	4
OPPONENTS	350	1736	5.0	71	9

PASSING

	ATT	CMP	YDS	CMP%	YDS/ATT	TD	TD%	INT	INT%	LONG	SACK	LOST	RATING
R.Tannehill	178	118	1313	66.3%	7.4	13	7.3%	6	3.4%	75t	15	123	98.4
B.Osweiler	178	113	1247	63.5%	7.0	6	3.4%	4	2.2%	75t	16	124	86.0
A.Wilson	1	1	52	100.0%	52.0	1	100.0%	0	0.0%	52t	0	0	158.3
D.Amendola	1	1	28	100.0%	28.0	1	100.0%	0	0.0%	28t	0	0	158.3
DOLPHINS	358	233	2640	65.1%	7.4	21	5.9%	10	2.8%	75t	31	247	95.0
OPPONENTS	394	260	3199	66.0%	8.1	23	5.8%	19	4.8%	73t	20	142	90.3

RECEIVING

	NO.	YDS.	AVG.	LG	TD
D.Amendola	48	469	9.8	39	1
K.Drake	40	311	7.8	33t	4
A.Wilson	26	391	15.0	75t	4
K.Stills	24	369	15.4	75t	5
D.Parker	21	278	13.2	46	1
J.Grant	21	268	12.8	52t	2
M.Gesicki	18	156	8.7	27	0
F.Gore	11	100	9.1	19	1
N.O'Leary	8	86	10.8	19	1
K.Ballage	5	18	3.6	9	0
B.Butler	4	25	6.3	14	0
A.Derby	3	48	16.0	19t	1
L.Carroo	2	94	47.0	74t	1
D.Smythe	2	27	13.5	21	0
DOLPHINS	233	2640	11.3	75t	21
OPPONENTS	260	3199	12.3	73t	23

INTERCEPTIONS

	NO.	YDS.	AVG.	LG	TD
X.Howard	7	52	7.4	39	0
T.McDonald	3	41	13.7	31	0
K.Alonso	3	30	10.0	15	0
R.Jones	2	80	40.0	54	0
J.Baker	1	25	25.0	25t	1
M.Fitzpatrick	1	14	14.0	14	0
W.Aikens	1	0	0.0	0	0
B.McCain	1	0	0.0	0	0
DOLPHINS	19	242	12.7	54	1
OPPONENTS	10	138	13.8	35	1

PUNTING

	NO.	YDS.	AVG.	NET	TB	IN 20	LG	BLK
M.Haack	64	2910	45.5	40.7	5	31	65	0
DOLPHINS	64	2910	45.5	40.7	5	31	65	0
OPPONENTS	41	1758	42.9	36.3	1	15	61	1



2018 REGULAR SEASON STATISTICS

PUNT RETURNS

	RET.	FC	YDS.	AVG.	LG	TD
J.Grant	14	6	228	16.3	71t	1
D.Amendola	2	5	14	7.0	12	0
K.Stills	2	1	6	3.0	6	0
J.Baker	1	0	0	0.0	0	0
DOLPHINS	19	12	248	13.1	71t	1
OPPONENTS	24	23	206	8.6	26	0

KICKOFF RETURNS

	NO.	YDS.	AVG.	LG	TD
J.Grant	18	535	29.7	102t	1
S.Perry	7	146	20.9	32	0
D.Smythe	1	0	0.0	0	0
DOLPHINS	26	681	26.2	102t	1
OPPONENTS	9	241	26.8	94t	1

FIELD GOALS

	1-19	20-29	30-39	40-49	50+
J. Sanders	0/0	5/5	3/3	7/8	1/1
DOLPHINS	0/0	5/5	3/3	7/8	1/1
OPPONENTS	0/0	5/5	4/5	4/5	6/9

SCORING

	TOTAL	TDR	TDP	TDRT	PAT	FG	2-PT	PTS
J.Sanders	0	0	0	0	26/27	16/17	0	74
K.Drake	8	4	4	0	0/0	0/0	0	48
K.Stills	5	0	5	0	0/0	0/0	1	32
A.Wilson	4	0	4	0	0/0	0/0	0	24
J.Grant	4	0	2	2	0/0	0/0	0	24
L.Carroo	1	0	1	0	0/0	0/0	0	6
F.Gore	1	0	1	0	0/0	0/0	0	6
D.Amendola	1	0	1	0	0/0	0/0	0	6
D.Parker	1	0	1	0	0/0	0/0	0	6
A.Derby	1	0	1	0	0/0	0/0	0	6
N.O'Leary	1	0	1	0	0/0	0/0	0	6
J.Baker	1	0	0	1	0/0	0/0	0	6
DOLPHINS	28	4	21	3	26/27	16/17	1	244
OPPONENTS	35	9	23	3	31/33	19/24	1	300

TWO-POINT CONVERSIONS

K. Stills 1.

DOLPHINS 1/1, OPPONENTS: 1/2

SACKS

C.Wake 4.5, R.Quinn 3.5, J.Baker 2.0, V.Taylor 2.0, W.Hayes 2.0, A.Spence 2.0, A.Branch 1.0, B.McCain 1.0, J.Woodard 1.0, J.Phillips 1.0

DOLPHINS 20.0, OPPONENTS: 31.0



2018 REGULAR SEASON STATISTICS

DEFENSE											
PLAYER	SOLO	ASST	TOT	SACKS	YDS	TFL	QBH	INT	PD	FF	FR
Kiko Alonso	68	38	106	0.0	0	2	1	3	6	3	1
Raekwon McMillan	52	21	73	0.0	0	4	0	0	0	2	1
T.J. McDonald	51	20	71	0.0	0	1	0	3	5	0	1
Minkah Fitzpatrick	32	27	59	0.0	0	1	0	1	7	0	0
Jerome Baker	39	15	54	2.0	19	2	2	1	2	0	0
Reshad Jones	43	10	53	0.0	0	3	0	2	7	0	0
Bobby McCain	32	8	40	1.0	7	2	1	1	5	0	0
Xavien Howard	25	10	35	0.0	0	1	0	7	12	0	1
Akeem Spence	19	14	33	2.0	10	6	8	0	0	0	0
Davon Godchaux	19	13	32	0.0	0	3	2	0	0	0	0
Robert Quinn	20	10	30	3.5	27	6	9	0	0	2	0
Cameron Wake	15	12	27	4.5	38	4	11	0	0	1	0
Vincent Taylor	15	12	27	2.0	11	3	2	0	0	0	0
Andre Branch	12	6	18	1.0	8	4	3	0	1	1	0
Torry McTyer	11	6	17	0.0	0	0	0	0	1	0	0
Charles Harris	4	8	12	0.0	0	1	3	0	0	0	0
Jonathan Woodard	7	2	9	1.0	7	2	2	0	0	0	0
Cameron Malveaux	1	5	6	0.0	0	0	0	0	0	0	0
Jordan Phillips	3	2	5	1.0	5	1	3	0	1	0	0
William Hayes	4	0	4	2.0	10	3	2	0	0	0	0
Cordrea Tankersley	2	2	4	0.0	0	0	0	0	0	0	0
Maurice Smith	3	0	3	0.0	0	0	0	0	1	0	0
Sylvester Williams	3	0	3	0.0	0	0	0	0	0	0	0
Ziggy Hood	0	3	3	0.0	0	0	0	0	0	0	0
Chase Allen	0	3	3	0.0	0	0	0	0	0	0	0
Cornell Armstrong	2	0	2	0.0	0	0	0	0	0	0	0
Jamius Pittman	0	2	2	0.0	0	0	0	0	0	0	0
Walt Aikens	1	0	1	0.0	0	0	0	1	1	0	0
Mike Hull	1	0	1	0.0	0	0	0	0	0	0	0
Stephone Anthony	0	1	1	0.0	0	0	0	0	0	0	0

NOTE: Special teams and miscellaneous tackles not included above.

DEFENSIVE TOUCHDOWNS: Baker, 25-yard interception return vs. N.Y. Jets (11/4).

MISCELLANEOUS TACKLES: Stills 2, Amendola 1, Brendel 1, Drake 1, Gesicki 1, Grant 1, Larsen 1, O'Leary 1, Tannehill 1, Tunsil 1, Wilson 1, Young 1.

MISCELLANEOUS FUMBLE RECOVERIES: Derby 1.

SACKS:

Wake (4.5) – 1 vs. Oakland (9/23), 2 vs. N.Y. Jets (11/4), 0.5 at Green Bay (11/11), 1 at Indianapolis (11/25)
Quinn (3.5) – 1 at N.Y. Jets (9/16), 1.5 at Green Bay (11/11), 1 vs. Buffalo (12/2)
Baker (2.0) – 2 at Cincinnati (10/7)
Hayes (2.0) – 1 at N.Y. Jets (9/16), 1 vs. Oakland (9/23)
Taylor (2.0) – 1 vs. Oakland (9/23), 1 vs. Chicago (10/14)
Spence (2.0) – 2 vs. N.Y. Jets (11/4)
Phillips (1.0) – 1 at N.Y. Jets (9/16)
Woodard (1.0) – 1 vs. Chicago (10/14)
Branch (1.0) – 1 vs. Detroit (10/21)
McCain (1.0) – 1 vs. Buffalo (12/2)

INTERCEPTIONS:

Howard (7) – 1 at N.Y. Jets (9/16), 2 vs. Oakland (9/23), 2 at Indianapolis (11/25), 2 vs. Buffalo (12/2)
Alonso (3) – 1 vs. Tennessee (9/9), 1 at Cincinnati (10/7), 1 vs. N.Y. Jets (11/4)
McDonald (3) – 1 at N.Y. Jets (9/16), 1 vs. Chicago (10/14), 1 vs. N.Y. Jets (11/4)
Jones (2) – 2 vs. Tennessee (9/9)
McCain (1) – 1 at New England (9/30)
Fitzpatrick (1) – 1 at New England (9/30)
Baker (1) – 1 vs. N.Y. Jets (11/4)
Aikens (1) – 1 vs. N.Y. Jets (11/4)



2018 REGULAR SEASON STATISTICS

SPECIAL TEAMS								
	SOLO	ASST	TOTAL	FF	FR	BFG	BPAT	BPNT
W. Aikens	5	2	7	0	0	0	0	0
S. Anthony	2	4	6	0	0	0	0	0
S. Perry	3	2	5	0	1	0	0	0
J. Denney	1	3	4	0	0	0	0	0
B. Bolden	2	1	3	0	0	0	0	1
C. Armstrong	2	0	2	0	0	0	0	0
K. Ballage	2	0	2	0	0	0	0	0
M. Hull	1	1	2	0	0	0	0	0
A. Wilson	1	1	2	0	0	0	0	0
J. Baker	0	2	2	0	0	0	0	0
S. Anthony	1	0	1	0	0	0	0	0
A. Derby	1	0	1	1	0	0	0	0
M. Fitzpatrick	1	0	1	0	0	0	0	0
T. McDonald	1	0	1	0	0	0	0	0
T. McTyer	1	0	1	0	0	0	0	0
B. McCain	0	1	1	0	0	0	0	0
T. McEvoy	0	1	1	0	0	0	0	0
M. Spaight	0	1	1	0	0	0	0	0
C. Tankersley	0	1	1	0	0	0	0	0
V. Taylor	0	0	0	0	0	1	0	0
L. Carroo	0	0	0	0	1	0	0	0

2018 STATISTICAL BESTS

DOLPHINS – INDIVIDUAL

RUSHING

Attempts	20	Frank Gore vs. N.Y. Jets, 11/4
Yards	101	Frank Gore vs. Chicago, 10/14
Touchdowns	1	Kenyan Drake at N.Y. Jets, 9/16 Kenyan Drake vs. Detroit, 10/21 Kenyan Drake at Houston, 10/25 Kenyan Drake at Indianapolis, 11/25
Yards by Quarterback	44	Ryan Tannehill at N.Y. Jets, 9/16
Longest Run from Scrimmage	54t	Kenyan Drake vs. Detroit, 10/21
Longest Run from Scrimmage for TD	54t	Kenyan Drake vs. Detroit, 10/21

PASSING

Attempts	44	Brock Osweiler vs. Chicago, 10/14
Completions	28	Brock Osweiler vs. Chicago, 10/14
Yards	380	Brock Osweiler vs. Chicago, 10/14
Touchdowns	3	Ryan Tannehill vs. Oakland, 9/23 Brock Osweiler vs. Chicago, 10/14 Ryan Tannehill vs. Buffalo, 12/2
Completion Percentage (min. 20 att.)	73.9	Ryan Tannehill at N.Y. Jets, 9/16 Ryan Tannehill vs. Oakland, 9/23
Interceptions	2	Ryan Tannehill vs. Tennessee, 9/9 Ryan Tannehill at Cincinnati, 10/7 Brock Osweiler vs. Chicago, 10/14
Longest Completion	75t	Ryan Tannehill vs. Tennessee, 9/9 Brock Osweiler vs. Chicago, 10/14
Longest Completion for TD	75t	Ryan Tannehill vs. Tennessee, 9/9 Brock Osweiler vs. Chicago, 10/14
Passer Rating (min. 20 att.)	155.3	Ryan Tannehill vs. Oakland, 9/23

RECEIVING

Receptions	8	Danny Amendola vs. Chicago, 10/14
Yards	155	Albert Wilson vs. Chicago, 10/14
Touchdowns	2	Kenny Stills vs. Tennessee, 9/9 Jakeem Grant vs. Oakland, 9/23 Albert Wilson vs. Chicago, 10/14
Longest Reception	75t	Kenny Stills vs. Tennessee, 9/9 Albert Wilson vs. Chicago, 10/14



2018 REGULAR SEASON STATISTICS

Longest Reception by Running Back	33t	Kenyan Drake at Indianapolis, 11/25
Yards by Running Back	69	Kenyan Drake at Cincinnati, 10/7
TOTAL YARDS FROM SCRIMMAGE	150	Albert Wilson vs. Chicago, 10/14
TACKLES		
Total	15	Kiko Alonso vs. Oakland, 9/23
Solo	13	Kiko Alonso at N.Y. Jets, 9/16
INTERCEPTIONS		
Total	2	Reshad Jones vs. Tennessee, 9/9 Xavien Howard vs. Oakland, 9/23 Xavien Howard at Indianapolis, 11/25 Xavien Howard vs. Buffalo, 12/2
Longest Return	54	Reshad Jones vs. Tennessee, 9/9
Longest Return for TD	25	Jerome Baker vs. N.Y. Jets, 9/16
FUMBLES		
Total Forced	2	Kiko Alonso at N.Y. Jets, 9/16
Total Recovered	1	Raekwon McMillan at N.Y. Jets, 9/16 Kiko Alonso vs. Chicago, 10/14 Xavien Howard vs. Chicago, 10/14 T.J. McDonald at Indianapolis, 11/25
SACKS		
Total	2.0	Jerome Baker at Cincinnati, 10/7 Akeem Spence vs. N.Y. Jets, 11/4 Cameron Wake vs. N.Y. Jets, 11/4
Yards Lost	19	Jerome Baker at Cincinnati, 10/7
SPECIAL TEAMS		
Field Goals Made	4	Jason Sanders at Green Bay, 11/11
Field Goal Attempts	4	Jason Sanders at Green Bay, 11/11
Longest Field Goal Made	50	Jason Sanders vs. Chicago, 10/14
Longest Field Goal Attempt	50	Jason Sanders vs. Chicago, 10/14
Punts	9	Matt Haack vs. N.Y. Jets, 11/4
Longest Punt, yards	65	Matt Haack vs. Tennessee, 9/9
Highest Gross Punting Average (min. 4 punts)	53.8	Matt Haack vs. Tennessee, 9/9
Highest Net Punting Average (min. 4 punts)	48.5	Matt Haack at N.Y. Jets, 9/16
Most Punt Returns	3	Jakeem Grant at N.Y. Jets, 9/16 Jakeem Grant at Cincinnati, 10/7 Jakeem Grant vs. N.Y. Jets, 11/4
Most Punt Return Yards	85	Jakeem Grant at Cincinnati, 10/7
Highest Punt Return Average (min. 3 returns)	28.3	Jakeem Grant at Cincinnati, 10/7
Longest Punt Return	71t	Jakeem Grant at Cincinnati, 10/7
Most Kickoff Returns	4	Jakeem Grant vs. Oakland, 9/23 Jakeem Grant at Green Bay, 11/11
Most Kickoff Return Yards	125	Jakeem Grant vs. Tennessee, 9/9
Highest Kickoff Return Average (min. 3 returns)	29.7	Jakeem Grant at Cincinnati, 10/7
Longest Kickoff Return	102t	Jakeem Grant vs. Tennessee, 9/9

OPPONENTS – INDIVIDUAL

RUSHING		
Attempts	25	Sony Michel at New England, 9/30
Yards	158	Kerryon Johnson vs. Detroit, 10/21
Touchdowns	2	Aaron Jones at Green Bay, 11/11
Yards by Quarterback	135	Josh Allen vs. Buffalo, 12/2
Longest Run from Scrimmage	71	Kerryon Johnson vs. Detroit, 10/21
Longest Run from Scrimmage for TD	22	James White at New England, 9/30



2018 REGULAR SEASON STATISTICS

PASSING

Attempts	41	Sam Darnold at N.Y. Jets, 9/16
Completions	30	Andrew Luck at Indianapolis, 11/25
Yards	345	Derek Carr vs. Oakland, 9/23
Touchdowns	5	Deshaun Watson at Houston, 10/25
Completion Percentage (min. 20 att.)	81.8	Matthew Stafford vs. Detroit, 10/21
Interceptions	4	Sam Darnold vs. N.Y. Jets, 11/4
Longest Completion	73t	Deshaun Watson at Houston, 10/25
Longest Completion for TD	73t	Deshaun Watson at Houston, 10/25
Passer Rating (min. 20 att.)	156.0	Deshaun Watson at Houston, 10/25

RECEIVING

Receptions	8	James White at New England, 9/30
Yards	173	Jordy Nelson vs. Oakland, 9/23
Touchdowns	2	Michael Roberts vs. Detroit, 10/21 DeAndre Hopkins at Houston, 10/25 Davante Adams at Green Bay, 11/11 Eric Ebron at Indianapolis, 11/25 Zay Jones vs. Buffalo, 12/2
Longest Reception	73t	Will Fuller at Houston, 10/25
Longest Reception by Running Back	38	Patrick DiMarco vs. Buffalo, 12/2
Yards by Running Back	90	Tarik Cohen vs. Chicago, 10/14

TOTAL YARDS FROM SCRIMMAGE

179 Kerryon Johnson vs. Detroit, 10/21

TACKLES

Total	13	Roquan Smith vs. Chicago, 10/14
Solo	9	Blake Martinez at Green Bay, 11/11 Darius Leonard at Indianapolis, 11/25

INTERCEPTIONS

Total	2	Kyle Fuller vs. Chicago, 10/14
Longest Return	35	Kyle Fuller vs. Chicago, 10/14
Longest Return for TD	22	Michael Johnson at Cincinnati, 10/7

FUMBLES

Total Forced	1	Jamal Adams at N.Y. Jets, 9/16 Jordan Jenkins at N.Y. Jets, 9/16 Carlos Dunlap at Cincinnati, 10/7 Akiem Hicks vs. Chicago, 10/14 Mike Mitchell at Indianapolis, 11/25
Total Recovered	1	Jordan Jenkins at N.Y. Jets, 9/16 Avery Williamson at N.Y. Jets, 9/16 Kyle Van Noy at New England, 9/30 Sam Hubbard at Cincinnati, 10/7 Eddie Goldman vs. Chicago, 10/14 Reggie Gilbert at Green Bay, 11/11 Denico Autry at Indianapolis, 11/25

SACKS

Total	2	Geno Atkins at Cincinnati, 10/7 Ricky Jean Francois vs. Detroit, 10/21 Jordan Jenkins vs. N.Y. Jets, 11/4
Yards Lost	19	Jordan Jenkins vs. N.Y. Jets, 11/4

SPECIAL TEAMS

Field Goals Made	4	Matt Prater vs. Detroit, 10/21
Field Goal Attempts	4	Matt Prater vs. Detroit, 10/21
Longest Field Goal Made	56	Jason Myers vs. N.Y. Jets, 11/4
Longest Field Goal Attempt	56	Jason Myers vs. N.Y. Jets, 11/4
Punts	6	Lachlan Edwards vs. N.Y. Jets, 11/4
Longest Punt, yards	61	Sam Martin vs. Detroit, 10/21
Highest Gross Punting Average (min. 4 punts)	52.6	Lachlan Edwards at N.Y. Jets, 9/16
Highest Net Punting Average (min. 4 punts)	44.5	Brett Kern vs. Tennessee, 9/9



2018 REGULAR SEASON STATISTICS

Most Punt Returns	5	Cyrus Jones at New England, 9/30
Most Punt Return Yards	45	Cyrus Jones at New England, 9/30
Highest Punt Return Average (min. 3 returns)	9.0	Cyrus Jones at New England, 9/30
Longest Punt Return	26	Adoree' Jackson vs. Tennessee, 9/9
Most Kickoff Returns	2	Darius Jennings vs. Tennessee, 9/9 Dwayne Harris vs. Oakland, 9/23
Most Kickoff Return Yards	121	Darius Jennings vs. Tennessee, 9/9
Highest Kickoff Return Average (min. 3 returns)	--	
Longest Kickoff Return	94t	Darius Jennings vs. Tennessee, 9/9

DOLPHINS TEAM

	HIGHS		LOWS	
FIRST DOWNS				
Total	23	vs. Chicago, 10/14	7	vs. N.Y. Jets, 11/4
Rushing	7	vs. Tennessee, 9/9	1	at New England, 9/30 vs. N.Y. Jets, 11/4
Passing	15	vs. Chicago, 10/14	6	vs. N.Y. Jets, 11/4
Penalty	3	at N.Y. Jets, 9/16 vs. Detroit, 10/21 vs. Buffalo, 12/2	0	vs. Oakland, 9/23 vs. N.Y. Jets, 11/4

TOTAL NET YARDS				
Total	541	vs. Chicago, 10/14	168	vs. N.Y. Jets, 11/4
RUSHING				
Attempts	31	at N.Y. Jets, 9/16 vs. Chicago, 10/14	14	vs. Oakland, 9/23
Yards	161	vs. Chicago, 10/14	41	vs. Oakland, 9/23
Average	5.8	at Cincinnati, 10/7	2.4	vs. N.Y. Jets, 11/4
Touchdowns	1	at N.Y. Jets, 9/16 vs. Detroit, 10/21 at Houston, 10/25 at Indianapolis, 11/25	0	vs. Tennessee, 9/9 vs. Oakland, 9/23 at New England, 9/30 at Cincinnati, 10/7 vs. Chicago, 10/14 vs. N.Y. Jets, 11/4 at Green Bay, 11/11 vs. Buffalo, 12/2

PASSING				
Attempts	44	vs. Chicago, 10/14	23	at N.Y. Jets, 9/16
Completions	28	vs. Chicago, 10/14	15	at New England, 9/30 vs. N.Y. Jets, 11/4
Interceptions	2	vs. Tennessee, 9/9 at Cincinnati, 10/7 vs. Chicago, 10/14	0	at N.Y. Jets, 9/16 vs. Oakland, 9/23 vs. Detroit, 10/21 vs. N.Y. Jets, 11/4 at Indianapolis, 11/25
Net Yards	380	vs. Chicago, 10/14	104	vs. N.Y. Jets, 11/4
Touchdowns	4	vs. Oakland, 9/23	0	vs. N.Y. Jets, 11/4 at Green Bay, 11/11
Passer Rating	156.3	vs. Oakland, 9/23	57.4	at Cincinnati, 10/7
Completion Percentage	75.0	vs. Oakland, 9/23	57.1	at Cincinnati, 10/7
Times Sacked	6	at Green Bay, 11/11	0	vs. Chicago, 10/14
Yards Lost	50	at Green Bay, 11/11	0	vs. Chicago, 10/14

PUNTS				
Total	9	vs. N.Y. Jets, 11/4	2	at Green Bay, 11/11
Yards	402	vs. N.Y. Jets, 11/4	77	at Green Bay, 11/11
Long	65	vs. Tennessee, 9/9	39	at Green Bay, 11/11
Gross Average	53.8	vs. Tennessee, 9/9	38.5	at Green Bay, 11/11
Net Average	48.5	at N.Y. Jets, 9/16	19.0	at Green Bay, 11/11
Returns	3	at Cincinnati, 10/7 vs. N.Y. Jets, 11/4	0	vs. Oakland, 9/23 vs. Chicago, 10/14 at Green Bay, 11/11



2018 REGULAR SEASON STATISTICS

Return Yards	85	at Cincinnati, 10/7	0	vs. Oakland, 9/23 vs. Chicago, 10/14 at Green Bay, 11/11 at Indianapolis, 11/25
Return Average	28.3	at Cincinnati, 10/7	0.0	vs. Oakland, 9/23 vs. Chicago, 10/14 at Green Bay, 11/11 at Indianapolis, 11/25

PENALTIES

Total	10	at New England, 9/30 at Indianapolis, 11/25	2	at N.Y. Jets, 9/16
Yards	89	at New England, 9/30 vs. Buffalo, 12/2	10	at N.Y. Jets, 9/16 at Green Bay, 11/11

FUMBLES

Total	3	at N.Y. Jets, 9/16	0	vs. Tennessee, 9/9 vs. Oakland, 9/23 vs. Detroit, 10/21 at Houston, 10/25 vs. N.Y. Jets, 11/4
Lost	2	at N.Y. Jets, 9/16	0	vs. Tennessee, 9/9 vs. Oakland, 9/23 vs. Detroit, 10/21 at Houston, 10/25 vs. N.Y. Jets, 11/4 vs. Buffalo, 12/2

TIME OF POSSESSION

Game	36:35	vs. Chicago, 10/14	21:29	vs. Oakland, 9/23
------	-------	--------------------	-------	-------------------

OPPONENTS TEAM

	HIGHS		LOWS	
FIRST DOWNS				
Total	26	at New England, 9/30 at Indianapolis, 11/25	15	vs. N.Y. Jets, 11/4
Rushing	12	vs. Detroit, 10/21	3	at N.Y. Jets, 9/16 at Cincinnati, 10/7
Passing	17	at N.Y. Jets, 9/16 vs. Oakland, 9/23 at Indianapolis, 11/25	8	at Houston, 10/25 vs. N.Y. Jets, 11/4
Penalty	4	vs. Chicago, 10/14 vs. Buffalo, 12/2	0	at Green Bay, 11/11

TOTAL NET YARDS

Total	467	vs. Chicago, 10/14	282	vs. N.Y. Jets, 11/4
-------	-----	--------------------	-----	---------------------

RUSHING

Attempts	40	at New England, 9/30	19	vs. Tennessee, 9/9
Yards	248	vs. Detroit, 10/21	42	at N.Y. Jets, 9/16
Average	7.8	at Green Bay, 11/11	2.2	at N.Y. Jets, 9/16
Touchdowns	2	at New England, 9/30 at Green Bay, 11/11	0	at N.Y. Jets, 9/16 at Cincinnati, 10/7 vs. N.Y. Jets, 11/4 at Indianapolis, 11/25 vs. Buffalo, 12/2

PASSING

Attempts	41	at N.Y. Jets, 9/16	20	at Houston, 10/25
Completions	31	at Indianapolis, 11/25	16	at Houston, 10/25
Interceptions	4	vs. N.Y. Jets, 11/4	0	vs. Detroit, 10/21 at Houston, 10/25 at Green Bay, 11/11
Net Yards	337	at Indianapolis, 11/25	182	at Green Bay, 11/11



2018 REGULAR SEASON STATISTICS

Touchdowns	5	at Houston, 10/25	0	vs. Tennessee, 9/9 vs. N.Y. Jets, 11/4
Passer Rating	156.0	at Houston, 10/25	31.8	vs. N.Y. Jets, 11/4
Completion Percentage	81.8	vs. Detroit, 10/21	52.6	vs. Tennessee, 9/9
Times Sacked	4	at N.Y. Jets, 9/16 vs. N.Y. Jets, 11/4	0	at New England, 9/30 at Houston, 10/25
Yards Lost	46	at N.Y. Jets, 9/16	0	at New England, 9/30 at Houston, 10/25

PUNTS

Total	6	vs. N.Y. Jets, 11/4	1	vs. Detroit, 10/21
Yards	277	vs. N.Y. Jets, 11/4	37	at Green Bay, 11/11
Long	61	vs. Detroit, 10/21	37	at Green Bay, 11/11
Gross Average	61.0	vs. Detroit, 10/21	34.3	at Indianapolis, 11/25
Net Average	44.5	vs. Tennessee, 9/9	18.5	at Green Bay, 11/11
Returns	5	at New England, 9/30	1	vs. Chicago, 10/14 at Houston, 10/25 at Green Bay, 11/11 vs. Buffalo, 12/2
Return Yards	48	at N.Y. Jets, 9/16	0	vs. Buffalo, 12/2
Return Average	19.0	at Green Bay, 11/11	0.0	vs. Buffalo, 12/2

PENALTIES

Total	13	vs. Buffalo, 12/2	5	vs. Tennessee, 9/9 vs. N.Y. Jets, 11/4
Yards	120	vs. Buffalo, 12/2	38	vs. Oakland, 9/23

FUMBLES

Total	4	at N.Y. Jets, 9/16	0	vs. Tennessee, 9/9 at New England, 9/30 at Cincinnati, 10/7 at Houston, 10/25 vs. N.Y. Jets, 11/4
Lost	2	vs. Chicago, 10/14	0	vs. Tennessee, 9/9 vs. Oakland, 9/23 at New England, 9/30 at Cincinnati, 10/7 vs. Detroit, 10/21 at Houston, 10/25 vs. N.Y. Jets, 11/4

TIME OF POSSESSION

Game	38:31	vs. Oakland, 9/23	27:57	at Green Bay, 11/11
------	-------	-------------------	-------	---------------------

IN 2018 MIAMI IS...

3-0	when leading after the 1st quarter	1-5	in road games
5-1	when leading after the 2nd quarter	0-2	when playing in domes
4-2	when leading after the 3rd quarter	6-4	when playing outdoors
2-3	when behind after the 1st quarter	1-4	when playing on artificial turf
1-4	when behind after the 2nd quarter	5-2	when playing on natural grass
1-4	when behind after the 3rd quarter	3-2	after winning the coin toss
4-3	when Miami scores first	4-3	when scoring 21 points or more
2-3	when opponent scores first	5-0	when yielding 20 points or less
0-1	when tied at halftime	1-0	in overtime contests
5-1	in home games		



2018 REGULAR SEASON STATISTICS

DRIVE PRODUCTION

	POSS	TD	FGM	FGA	PUNT	INT	FUM	DWNS	TIME	SAF
DOLPHINS	139	25	16	17	64	10	7	3	13	0
OPPONENTS	135	32	19	24	41	19	4	6	9	0

RED ZONE PRODUCTION

	POSS	TD	FGM	FGA	INT	FUM	DWNS	TIME	RZ PLAYS	RZ RUSH	RZ PASS
DOLPHINS	25	12	8	8	1	2	1	1	63	31	32
OPPONENTS	42	25	8	9	4	1	2	1	97	46	51

TURNOVERS

GAME	TAKEAWAYS			GIVEAWAYS			DIFF	W/L
	INT	FUM	TOTAL	INT	FUM	TOTAL		
TENNESSEE	3	0	3	2	0	2	1	W
at N.Y. Jets	2	1	3	0	2	2	1	W
OAKLAND	2	0	2	0	0	0	2	W
at New England	2	0	2	1	1	2	0	L
at Cincinnati	1	0	1	2	1	3	-2	L
CHICAGO	1	2	3	2	1	3	0	W
DETROIT	0	0	0	0	0	0	0	L
at Houston	0	0	0	1	0	1	-1	L
N.Y. JETS	4	0	4	0	0	0	4	W
at Green Bay	0	1	1	1	1	2	-1	L
at Indianapolis	2	1	3	0	1	1	2	L
BUFFALO	2	1	3	1	0	1	2	W
NEW ENGLAND								
at Minnesota								
JACKSONVILLE								
at Buffalo								
TOTAL	19	6	25	10	7	17	8	6-6

BLOCKS

	FGs	PATs	PUNTS	TOTAL
BY DOLPHINS	1	0	1	2
BY OPPONENTS	0	0	0	0

DOLPHINS BIG PLAYS

PASSING (25+ yards)		RUSHING (15+ yards)	
75t	R. Tannehill to K. Stills vs. Ten., 9/9	54t	K. Drake vs. Det., 10/21
75t	B. Osweiler to A. Wilson vs. Chi., 10/14	39	F. Gore at GB, 11/11
74t	R. Tannehill to L. Carroo at Ind., 11/25	32	F. Gore vs. Chi., 10/14
74t	R. Tannehill to A. Wilson vs. Oak, 9/23	25	K. Drake at Cin., 10/7
52t	A. Wilson to J. Grant vs. Oak., 9/23	23	F. Gore at Ind., 11/25
46	B. Osweiler to D. Parker at Hou., 10/25	21	F. Gore vs. Ten., 9/9
43t	B. Osweiler to A. Wilson vs. Chi., 10/14	20	K. Drake at NYJ, 9/16
39	B. Osweiler to D. Amendola at GB, 11/11	20	R. Tannehill at NYJ, 9/16
36	R. Tannehill to D. Parker vs. Oak., 9/23	20	K. Drake vs. Buf., 12/2
35	B. Osweiler to K. Stills vs. Chi., 10/14	18	K. Drake at Cin., 10/7
34t	R. Tannehill to K. Stills vs. Oak., 9/23	18	R. Tannehill vs. Oak., 9/23
33t	R. Tannehill to K. Drake at Ind., 11/25	16	K. Drake vs. Ten., 9/9
30	B. Osweiler to D. Parker at Hou., 10/25	16	K. Drake vs. Ten., 9/9
29t	R. Tannehill to A. Wilson at NYJ, 9/16		
28t	D. Amendola to K. Drake at Hou., 10/25		
28	B. Osweiler to A. Wilson vs. Chi., 10/14		
27	B. Osweiler to M. Gesicki vs. Det., 10/21		
26	B. Osweiler to D. Amendola vs. NYJ, 11/4		
25	B. Osweiler to A. Wilson vs. Det., 10/21		
25	B. Osweiler to J. Grant vs. Chi., 10/14		



2018 REGULAR SEASON STATISTICS

OPPONENTS BIG PLAYS

PASSING (25+ yards)		RUSHING (15+ yards)	
73t	D. Watson to W. Fuller at Hou., 10/25	71	K. Johnson vs. Det., 10/21
66	D. Carr to J. Nelson vs. Oak., 9/23	67	A. Jones at GB, 11/11
61	D. Carr to J. Nelson vs. Oak., 9/23	58	L. Miller at Hou., 10/25
55t	T. Brady to C. Patterson at NE, 9/30	31	J. Mixon at Cin., 10/7
54	M. Trubisky to T. Gabriel vs. Chi., 10/14	30	G. Tate vs. Det., 10/21
50	M. Trubisky to T. Cohen vs. Chi., 10/14	28	M. Trubisky vs. Chi., 10/14
49t	D. Watson to D. Hopkins at Hou., 10/25	28	J. Allen vs. Buf., 12/2
47	M. Trubisky to T. Gabriel vs. Chi., 10/14	26	D. Lewis vs. Ten., 9/9
44	S. Darnold to T. Pryor at NYJ, 9/16	26	R. Greene at GB, 11/11
38	J. Allen to P. DiMarco vs. Buf., 12/2	26	J. Allen vs. Buf., 12/2
36	A. Luck to T. Hilton at Ind., 11/25	25	M. Mack at Ind., 11/25
34	A. Luck to C. Rogers at Ind., 11/25	25	J. Allen vs. Buf., 12/2
34	D. Watson to W. Fuller at Hou., 10/25	24	K. Johnson vs. Det., 10/21
31	A. Dalton to T. Boyd at Cin., 10/7	23	S. Michel at NE, 9/30
31	M. Mariota to L. Stocker vs. Ten., 9/9	22t	J. White at NE, 9/30
30	A. Rodgers to M. Lewis at GB, 11/11	21t	T. Cohen vs. Chi., 10/14
29t	M. Trubisky to A. Miller vs. Chi., 10/14	19	J. Howard vs. Chi., 10/14
29	M. Stafford to M. Roberts vs. Det., 10/21	19	L. Miller at Hou., 10/25
28t	S. Darnold to B. Powell at NYJ, 9/16	18	K. Johnson vs. Det., 10/21
28	S. Darnold to C. Herndon vs. NYJ, 11/4	18	L. McCoy vs. Buf., 12/2
27	J. Allen to R. Foster vs. Buf., 12/2	17	J. Allen vs. Buf., 12/2
26	M. Stafford to T. Jones vs. Det., 10/21	15	D. Martin vs. Oak., 9/23
25t	A. Rodgers to D. Adams at GB, 11/11	15	J. Howard vs. Chi., 10/14
25t	J. Allen to Z. Jones vs. Buf., 12/2	15	L. Miller at Hou., 10/25
25	T. Brady to C. Hogan at NE, 9/30	15	A. Jones at GB, 11/11
25	A. Dalton to C. Uzomah at Cin., 10/7		

DOLPHINS BIG GAMES

100-YARD RUSHERS		100-YARD RECEIVERS		300-YARD PASSERS	
101	F. Gore vs. Chi., 10/14	155	A. Wilson vs. Chi., 10/14	380	B. Osweiler vs. Chi., 10/14
		134	D. Parker at Hou., 10/25		
		106	K. Stills vs. Ten., 9/9		

OPPONENTS BIG GAMES

100-YARD RUSHERS		100-YARD RECEIVERS		300-YARD PASSERS	
158	K. Johnson vs. Det., 10/21	173	J. Nelson vs. Oak., 9/23	345	D. Carr vs. Oak., 9/23
145	A. Jones at GB, 11/11	125	T. Hilton at Ind., 11/25	343	A. Luck at Ind., 11/25
135	J. Allen vs. Buf., 12/2	124	W. Fuller at Hou., 10/25	334	S. Darnold at NYJ, 9/16
133	L. Miller at Hou., 10/25	112	A. Green at Cin., 10/7	316	M. Trubisky vs. Chi., 10/14
112	S. Michel at NE, 9/30	110	T. Gabriel vs. Chi., 10/14		



2018 REGULAR SEASON STATISTICS

GAME-BY-GAME STARTERS (OFFENSE)

GAME	WR	LT	LG	C	RG	RT	TE	WR	QB	RB	WR
TEN	Stills	Tunsil	Sitton	Kilgore	Davis	James	Gesicki	Amendola	Tannehill	Drake	Gore (RB)
at NYJ	Stills	Tunsil	Larsen	Kilgore	Davis	James	Gore (RB)	Amendola	Tannehill	Drake	Grant
OAK	Stills	Tunsil	Larsen	Kilgore	Davis	James	Gore (RB)	Amendola	Tannehill	Drake	Parker
at NE	Stills	Tunsil	Larsen	Kilgore	Davis	James	Gore (RB)	Amendola	Tannehill	Drake	Wilson
at Cin.	Stills	Tunsil	Larsen	Swanson	Davis	James	Gesicki	Amendola	Tannehill	Drake	Gore (RB)
CHI	Stills	Tunsil	Larsen	Swanson	Davis	James	O'Leary	Amendola	Oswelier	Gore	Wilson
DET	Stills	Tunsil	Larsen	Swanson	Davis	James	O'Leary	Amendola	Oswelier	Gore	Wilson
at Hou.	Grant	Tunsil	Larsen	Swanson	Davis	James	Gesicki	Amendola	Oswelier	Gore	Parker
NYJ	Stills	Tunsil	Larsen	Swanson	Davis	James	O'Leary	Amendola	Oswelier	Gore	Parker
at GB	Stills	Sterup	Brendel	Swanson	Davis	Young	O'Leary	Amendola	Oswelier	Gore	Parker
at Ind.	Stills	Tunsil	Brendel	Swanson	Davis	James	Gesicki	Amendola	Tannehill	Gore	Smythe (TE)
BUF	Stills	Tunsil	Larsen	Brendel	Davis	James	O'Leary	Butler	Tannehill	Gore	Parker
NE											
at Min.											
JAC											
at Buf.											

GAME-BY-GAME STARTERS (DEFENSE)

GAME	DE	DT	DT	DE	LB	LB	LB	CB	CB	S	S
TEN	Wake	Godchaux	Spence	Quinn	Alonso	McMillan	Baker	Howard	McCain	Jones	McDonald
at NYJ	Wake	Godchaux	Spence	Quinn	Alonso	McMillan	Allen	Howard	McCain	Jones	McDonald
OAK	Wake	Godchaux	Spence	Quinn	Alonso	McMillan	Baker	Howard	McCain	Fitzpatrick	McDonald
at NE	Wake	Godchaux	Spence	Quinn	Alonso	McMillan	Baker	Howard	McCain	Fitzpatrick	McDonald
at Cin.	Harris	Godchaux	Spence	Quinn	Alonso	McMillan	Baker	Howard	McTyer	Jones	McDonald
CHI	Branch	Godchaux	Spence	Quinn	Alonso	McMillan	Fitzpatrick (S)	Howard	McTyer	Jones	McDonald
DET	Wake	Godchaux	Spence	Quinn	Alonso	McMillan	Baker	Howard	McCain	Jones	McDonald
at Hou.	Wake	Godchaux	Spence	Quinn	Alonso	McMillan	Baker	Howard	McCain	Jones	McDonald
NYJ	Wake	Godchaux	Spence	Quinn	Alonso	McMillan	Baker	Howard	Fitzpatrick	Jones	McDonald
at GB	Wake	Godchaux	Spence	Quinn	Alonso	McMillan	Baker	Howard	McCain	Fitzpatrick	McDonald
at Ind.	Wake	Godchaux	Spence	Quinn	Alonso	McMillan	Fitzpatrick (S)	Howard	McCain	Jones	McDonald
BUF	Wake	Godchaux	Spence	Quinn	Alonso	McMillan	Fitzpatrick (S)	Howard	McCain	Jones	McDonald
NE											
at Min.											
JAC											
at Buf.											

GAME-BY-GAME INACTIVES

TEN	Falk	Fales	Parker	Armstrong	Ballage	Sterup	Escobar
at NYJ	Falk	Fales	Parker	Tankersley	Ballage	Sterup	
OAK	Falk	Fales	McEvoy	Tankersley	Ballage	Sterup	Jones
at NE	Falk	Fales	Parker	Jones	Branch	Allen	Derby
at Cin.	Fales	Parker	McCain	Branch	Sterup	Derby	Wake
CHI	Tannehill	Ballage	McCain	Spaight	Derby	Harris	Wake
DET	Parker	Tannehill	Smith	Woodard	Young	Derby	Harris
at Hou.	Stills	Tannehill	McTyer	Malveaux	Young	Derby	Harris
NYJ	Tannehill	Spaight	Johnson	Woodard	Young	Derby	Harris
at GB	Tannehill	Larsen	James	Woodard	Tunsil	Smythe	Harris
at Ind.	Fales	Grant	Asiata	Johnson	Sterup	Woodard	Derby
BUF	Fales	Swanson	Asiata	Sterup	Woodard	Amendola	Derby
NE							
at Min.							
JAC							
at Buf.							



2018 REGULAR SEASON STATISTICS

GAME-BY-GAME OFFENSE

	SCORE				1ST DOWNS				3RD DOWN		4TH DOWN		NET YARDS			TO	PEN	PEN YDS	TOP
	PTS	OPP PTS	DIFF	OT	TOTAL	RUSH	PASS	PEN	CONV	ATT	CONV	ATT	TOTAL	RUSH	PASS				
TEN	27	20	7	-	18	7	9	2	2	10	0	1	342	120	222	2	7	51	30:25
at NYJ	20	12	8	-	18	6	9	3	6	13	0	0	257	135	122	2	2	10	28:25
OAK	28	20	8	-	13	2	11	0	2	8	0	0	373	41	332	0	9	74	21:29
at NE	7	38	-31	-	11	1	8	2	3	11	1	1	172	56	116	2	10	89	23:38
at Cin.	17	27	-10	-	17	5	10	2	4	13	1	1	297	128	169	3	9	85	29:25
CHI	31	28	3	3	23	6	15	2	8	17	0	0	541	161	380	3	7	67	36:35
DET	21	32	-11	-	19	4	12	3	6	11	0	0	322	107	215	0	4	50	26:21
at Hou.	23	42	-19	-	18	6	11	1	4	13	0	1	370	116	254	1	5	63	31:09
NYJ	13	6	7	-	7	1	6	0	3	16	2	2	168	64	104	0	5	55	28:26
at GB	12	31	-19	-	19	6	11	2	4	14	3	4	294	131	163	2	3	10	32:08
at Ind.	24	27	-3	-	14	5	8	1	4	11	0	0	314	113	201	1	10	75	28:06
BUF	21	17	4	-	15	2	10	3	2	9	0	0	175	60	115	1	8	89	27:03
NE																			
at Min.																			
JAC																			
at Buf.																			
TOTALS	244	300	-56	3	192	51	120	21	48	146	7	10	3625	1232	2393	17	79	718	28:12

GAME-BY-GAME DEFENSE

	SCORE				1ST DOWNS				3RD DOWN		4TH DOWN		NET YARDS			TO	PEN	PEN YDS	TOP
	PTS	OPP PTS	DIFF	OT	TOTAL	RUSH	PASS	PEN	CONV	ATT	CONV	ATT	TOTAL	RUSH	PASS				
TEN	20	27	-7	-	19	4	13	2	6	14	0	2	336	116	220	3	5	48	29:35
at NYJ	12	20	-8	-	21	3	17	1	3	10	0	0	362	42	320	3	7	50	31:35
OAK	20	28	-8	-	25	5	17	3	7	13	0	1	434	109	325	2	8	38	38:31
at NE	38	7	31	-	26	10	13	3	10	15	0	0	449	175	274	2	6	57	36:22
at Cin.	27	17	10	-	17	3	12	2	2	11	0	0	332	103	229	1	6	47	30:35
CHI	28	31	-3	-3	23	8	11	4	8	12	0	1	467	164	303	3	6	58	33:25
DET	21	32	11	-	24	12	10	2	2	8	1	1	457	248	209	0	6	43	33:39
at Hou.	42	23	19	-	17	8	8	1	6	12	1	1	427	188	239	0	8	57	28:51
NYJ	6	13	-7	-	15	5	8	2	2	13	0	2	282	80	202	4	5	45	31:34
at GB	31	12	19	-	21	10	11	0	4	10	1	2	377	195	182	1	6	45	27:52
at Ind.	27	24	3	-	26	6	17	3	4	12	2	2	455	118	337	3	7	52	31:54
BUF	17	21	-4	-	24	10	10	4	5	13	0	1	415	198	217	3	13	120	32:57
NE																			
at Min.																			
JAC																			
at Buf.																			
TOTALS	300	244	56	-3	258	84	147	27	59	143	5	13	4793	1736	3057	25	83	660	31:48



2018 REGULAR SEASON STATISTICS

GAME-BY-GAME RUSHING

(CARRIES-YARDS GAINED-LONGEST-TOUCHDOWNS)

	DRAKE	GORE	BALLAGE	PERRY	BOLDEN	GRANT	WILSON	TANNEHILL	OSWEILER
TEN	14-48-16-0	9-61-21-0	INACTIVE	0-0-0-0	0-0-0-0	0-0-0-0	2-7-5-0	4-4-4-0	DNP
at NYJ	11-53-20-1	9-25-8-0	INACTIVE	0-0-0-0	0-0-0-0	1-5-5-0	2-8-5-0	8-44-20-0	DNP
OAK	5-3-3-0	6-12-6-0	INACTIVE	0-0-0-0	0-0-0-0	0-0-0-0	0-0-0-0	3-26-18-0	DNP
at NE	3-3-5-0	11-41-14-0	1-3-3-0	0-0-0-0	0-0-0-0	0-0-0-0	1-2-2-0	1-0-0-0	1-7-7-0
at Cin.	6-46-25-0	12-63-10-0	1-2-2-0	0-0-0-0	0-0-0-0	0-0-0-0	0-0-0-0	3-17-9-0	DNP
CHI	13-57-12-0	15-101-32-0	INACTIVE	0-0-0-0	0-0-0-0	0-0-0-0	1-(-5)-(-5)-0	INACTIVE	2-8-6-0
DET	6-72-54-1	10-29-6-0	0-0-0-0	0-0-0-0	0-0-0-0	0-0-0-0	2-4-5-0	INACTIVE	1-2-2-0
at Hou.	12-58-12-1	12-53-9-0	1-5-5-0	0-0-0-0	0-0-0-0	0-0-0-0	IR	INACTIVE	0-0-0-0
NYJ	3-9-5-0	20-53-8-0	1-(-2)-(-2)-0	0-0-0-0	0-0-0-0	0-0-0-0	IR	INACTIVE	3-4-6-0
at GB	8-27-6-0	13-90-39-0	0-0-0-0	0-0-0-0	0-0-0-0	0-0-0-0	IR	INACTIVE	1-0-0-0
at Ind.	8-32-14-1	14-67-23-0	0-0-0-0	0-0-0-0	0-0-0-0	0-0-0-0	IR	3-14-9-0	DNP
BUF	7-31-20-0	8-21-8-0	4-3-8-0	0-0-0-0	1-10-10-0	IR	IR	3-(-5)-(-1)-0	DNP
NE									
at Min.									
JAC									
at Buf.									

OTHERS: LEONTE CARROO: 1-14-14-0 at Green Bay (11/11)

GAME-BY-GAME RECEIVING

(RECEPTIONS-YARDS GAINED-LONGEST-TOUCHDOWNS)

	STILLS	PARKER	WILSON	AMENDOLA	GRANT	GESICKI	DERBY	DRAKE	GORE
TEN	4-106-75t-2	INACTIVE	3-31-21-0	4-26-8-0	5-38-13-0	1-11-11-0	0-0-0-0	3-18-10-0	0-0-0-0
at NYJ	2-17-13-0	INACTIVE	3-37-29-1	4-32-14-0	2-27-16-0	0-0-0-0	1-19-19-1	4-17-10-0	1-19-19-0
OAK	3-61-34-1	2-40-36-0	2-74-74-1	3-42-15-0	2-70-52-2	3-31-19-0	1-16-16-0	2-7-6-0	0-0-0-0
at NE	3-40-22-0	INACTIVE	4-19-13-0	2-21-18-0	2-17-9-0	1-9-9-0	INACTIVE	1-13-13-0	2-16-10-1
at Cin.	2-17-13-0	INACTIVE	5-43-16-0	3-30-16-0	0-0-0-0	3-26-16-0	INACTIVE	7-69-22-1	0-0-0-0
CHI	1-35-35-0	0-0-0-0	6-155-75-2	8-59-13-0	3-32-25-0	1-11-11-0	INACTIVE	4-21-15-0	1-18-18-0
DET	1-5-5-1	INACTIVE	3-32-25-0	6-84-24-1	2-32-19-0	3-44-27-0	INACTIVE	4-15-5-0	1-4-4-0
at Hou.	INACTIVE	6-134-46-0	IR	5-43-13-0	4-36-16-0	4-14-10-0	INACTIVE	2-37-28-1	1-5-5-0
NYJ	1-19-19-0	1-8-8-0	IR	5-47-26-0	1-16-16-0	0-0-0-0	INACTIVE	4-26-9-0	1-6-6-0
at GB	2-26-18-0	5-43-14-0	IR	7-72-39-0	0-0-0-0	1-5-5-0	1-13-13-0	2-11-8-0	2-12-8-0
at Ind.	1-6-6-0	3-10-9-0	IR	1-13-13-0	INACTIVE	1-5-5-0	INACTIVE	5-64-33-1	1-10-10-0
BUF	4-37-13-1	4-43-18-1	IR	INACTIVE	IR	0-0-0-0	INACTIVE	2-13-10-1	1-10-10-0
NE									
at Min.									
JAC									
at Buf.									

OTHERS: NICK O'LEARY: 4-49-19-1 vs. Chicago (10/14), 2-23-14-0 vs. Detroit (10/21), 1-5-5-0 at Green Bay (11/11), 1-9-9-0 vs. Buffalo (12/2). **KALEN BALLAGE:** 2-17-9-0 vs. N.Y. Jets (11/4), 1-6-6-0 at Green Bay (11/11), 2-(-5)-(-2)-0 at Indianapolis (11/25). **LEONTE CARROO:** 1-20-20-0 at Green Bay (11/11), 1-74-74-1 at Indianapolis (11/25). **DURHAM SMYTHE:** 2-27-21-0 at Indianapolis (11/25). **BRICE BUTLER:** 4-25-14-0 vs. Buffalo (12/2).



2018 REGULAR SEASON STATISTICS

GAME-BY-GAME PASSING

RYAN TANNEHILL									
	ATT	COM	YDS	PCT	TD	INT	LG	SKD/YDS	RATING
TEN	28	20	230	71.4	2	2	75t	1/8	89.9
at NYJ	23	17	168	73.9	2	0	29t	4/46	123.1
OAK	23	17	289	73.9	3	0	74t	1/9	155.3
at NE	20	11	100	55.0	0	1	22	2/19	47.9
at Cin.	35	20	185	57.1	1	2	22t	3/16	57.4
CHI					INACTIVE				
DET					INACTIVE				
at Hou.					INACTIVE				
NYJ					INACTIVE				
at GB					INACTIVE				
at Ind.	25	17	204	68.0	2	0	74t	1/3	119.4
BUF	24	16	137	66.7	3	1	18	3/22	103.6
NE									
at Min.									
JAC									
at Buf.									

BROCK OSWEILER									
	ATT	COM	YDS	PCT	TD	INT	LG	SKD/YDS	RATING
TEN					DID NOT PLAY				
at NYJ					DID NOT PLAY				
OAK					DID NOT PLAY				
at NE	5	4	35	80.0	1	0	11	0/0	135.4
at Cin.					DID NOT PLAY				
CHI	44	28	380	63.6	3	2	75t	0/0	94.9
DET	31	22	239	71.0	2	0	27	4/24	114.9
at Hou.	37	21	241	56.7	0	1	46	2/15	65.3
NYJ	24	15	139	62.5	0	0	26	4/35	78.3
at GB	37	23	213	62.1	0	1	39	6/50	66.6
at Ind.					DID NOT PLAY				
BUF					DID NOT PLAY				
NE									
at Min.									
JAC									
at Buf.									

OTHERS: ALBERT WILSON: 1-1-52-100.0-1-0-52t-0/0-158.3 vs. Oakland (9/23). DANNY AMENDOLA: 1-1-28-100.0-1-0-28t-0/0-158.3 at Houston (10/25).



2018 REGULAR SEASON STATISTICS

PLAYER PARTICIPATION

NAME	TEN	NYJ	OAK	NE	CIN	CHI	DET	NYJ	GB	IND	BUF	NE	MIN	JAC	BUF	GP	GS	DNP	INA
Aikens, Walt	X	X	X	X	X	X	X	X	X	X	X					12	0	0	0
Allen, Chase	X	LB	X	INA	X	X	IR	IR	IR	IR	IR					5	1	0	1
Alonso, Kiko	LB	LB	LB	LB	LB	LB	LB	LB	LB	LB	LB					12	12	0	0
Amendola, Danny	WR	WR	WR	WR	WR	WR	WR	WR	WR	WR	WR	INA				11	11	0	1
Anthony, Stephone	X	X	X	X	X	X	X	X	X	X	X					12	0	0	0
Armstrong, Cornell	INA	X	X	X	X	X	X	X	X	X	X					11	0	0	1
Asiata, Isaac	PS	PS	PS	PS	PS	PS	PS	PS	PS	X	INA	INA				1	0	0	2
Baker, Jerome	LB	X	LB	LB	LB	X	LB	LB	LB	X	X					12	8	0	0
Ballage, Kalen	INA	INA	INA	X	X	INA	X	X	X	X	X					8	0	0	4
Branch, Andre	X	X	X	INA	INA	DE	X	X	X	X	X					10	1	0	2
Brendel, Jake	IR	IR	IR	IR	IR	IR	IR	IR	X	LG	LG	C				4	3	0	0
Butler, Brice	NOR	NOR	NOR	NOR	NOR	NOR	NOR	NOR	NOR	X	WR					2	1	0	0
Carroo, Leonte	PS	PS	PS	PS	PS	PS	PS	X	X	X	X					5	0	0	0
Davis, Jalen	PS	PS	PS	PS	PS	PS	PS	PS	PS	PS	PS					0	0	0	0
Davis, Jesse	RG	RG	RG	RG	RG	RG	RG	RG	RG	RG	RG					12	12	0	0
Denney, John	X	X	X	X	X	X	X	X	X	X	X					12	0	0	0
Derby, A.J.	X	X	X	INA	INA	INA	INA	INA	INA	INA	INA					4	0	0	8
Drake, Kenyan	RB	RB	RB	RB	RB	X	X	X	X	X	X					12	5	0	0
Escobar, Gavin	INA	NOR	NOR	NOR	NOR	NOR	NOR	NOR	NOR	NOR	NOR					0	0	0	1
Fales, David	INA	INA	INA	INA	INA	DNP	DNP	DNP	DNP	INA	INA					0	0	5	7
Falk, Luke	INA	INA	INA	INA	IR	IR	IR	IR	IR	IR	IR					0	0	0	4
Fitzpatrick, Minkah	X	X	S	S	X	S	X	CB	S	S	S					12	7	0	0
Ford, Isaiah	PS	PS	PS	PS	PS	PS	PS	PS	PS	PS	X					1	0	0	0
Gesicki, Mike	TE	X	X	X	TE	X	TE	X	X	TE	S					12	4	0	0
Godchaux, Davon	DT	DT	DT	DT	DT	DT	DT	DT	DT	DT	DT					12	12	0	0
Gore, Frank	RB	RB	RB	RB	RB	RB	RB	RB	RB	RB	RB					12	12	0	0
Grant, Jakeem	X	WR	X	X	X	X	WR	X	X	INA	IR					10	2	0	1
Gravelle, Lucas	NOR	PS	PS	NOR	NOR	NOR	NOR	NOR	NOR	NOR	NOR					0	0	0	0
Gray, MarQueis	IR	IR	IR	IR	IR	IR	IR	IR	IR	IR	IR					0	0	0	0
Haack, Matt	X	X	X	X	X	X	X	X	X	X	X					12	0	0	0
Harris, Charles	X	X	X	X	DE	INA	INA	INA	INA	X	X					7	1	0	5
Hayes, William	X	X	X	IR	IR	IR	IR	IR	IR	IR	IR					3	0	0	0
Hilland, Connor	PS	PS	PS	PS	PS	PS	PS	PS	PS	PS	PS					0	0	0	0
Hood, Ziggy	NOR	NOR	NOR	NOR	NOR	NOR	NOR	NOR	X	X	X					4	0	0	0
Howard, Xavien	CB	CB	CB	CB	CB	CB	CB	CB	CB	CB	CB					12	12	0	0
Hull, Mike	IR	IR	IR	IR	IR	IR	IR	IR	X	X	X					4	0	0	0
James, Ja'Wuan	RT	RT	RT	RT	RT	RT	RT	RT	INA	RT	RT					11	11	0	1
Johnson, Wesley	NOR	NOR	NOR	NOR	X	X	X	INA	X	INA	X					6	0	0	2
Jones, Reshad	S	S	INA	INA	S	S	S	S	X	S	S					10	9	0	2
Kilgore, Daniel	C	C	C	C	IR	IR	IR	IR	IR	IR	IR					4	4	0	0
LaMmons, Chris	NOR	NOR	NOR	NOR	NOR	NOR	NOR	NOR	NOR	NOR	NOR					0	0	0	0
Larsen, Ted	X	LG	LG	LG	LG	LG	LG	LG	INA	X	LG					11	9	0	1
Lewis, Malcolm	NOR	NOR	NOR	NOR	PS	PS	PS	PS	PS	PS	PS					0	0	0	0
Malveaux, Cameron	PS	NOR	NOR	PS	X	X	INA	X	X	NOR	NOR					5	0	0	1
McCain, Bobby	CB	CB	CB	CB	INA	INA	CB	CB	X	CB	CB					10	9	0	2
McDonald, T.J.	S	S	S	S	S	S	S	S	S	S	S					12	12	0	0
McEvoy, Tanner	X	X	INA	NOR	NOR	NOR	NOR	NOR	NOR	NOR	NOR					2	0	0	1
McMillan, Raekwon	LB	LB	LB	LB	LB	LB	LB	LB	LB	LB	LB					12	12	0	0
McTerry, Torry	X	X	X	X	CB	CB	X	INA	X	X	X					11	2	0	1
O'Leary, Nick	NOR	NOR	PS	PS	X	TE	TE	X	TE	TE	X					8	5	0	0
Oswieiler, Brock	DNP	DNP	DNP	X	DNP	QB	QB	QB	QB	QB	DNP	DNP				6	5	6	0
Owusu, Francis	NOR	NOR	NOR	NOR	NOR	NOR	NOR	NOR	NOR	NOR	NOR					0	0	0	0
Parker, DeVante	INA	INA	WR	INA	INA	X	INA	WR	WR	WR	X	WR				7	5	0	5
Perry, Seniorise	X	X	X	X	X	X	X	X	X	X	X					12	0	0	0
Phillips, Jordan	X	X	X	X	NOR	NOR	NOR	NOR	NOR	NOR	NOR					4	0	0	0
Pittman, Jamiyus	PS	PS	PS	PS	PS	X	X	PS	PS	PS	PS					3	0	0	0
Poling, Quentin	PS	PS	PS	PS	PS	PS	PS	PS	PS	PS	PS					0	0	0	0
Quinn, Robert	DE	DE	DE	DE	DE	DE	DE	DE	DE	DE	DE					12	12	0	0
Rudolph, Travis	NOR	NOR	NOR	NOR	NOR	PS-I	PS-I	PS-I	PS-I	PS-I	PS-I					0	0	0	0
Sanders, Jason	X	X	X	X	X	X	X	X	X	X	X					12	0	0	0
Sitton, Josh	LG	IR	IR	IR	IR	IR	IR	IR	IR	IR	IR					1	1	0	0
Smith, Garrison	NOR	NOR	NOR	PS	PS	PS	PS-I	PS-I	PS-I	PS-I	PS-I					0	0	0	0
Smith, Maurice	PS	PS	X	X	X	X	INA	X	PS	PS	PS					5	0	0	1
Smythe, Durham	X	X	X	X	X	X	X	X	INA	TE	X					11	1	0	1
Spaight, Martrell	NOR	NOR	NOR	X	X	INA	X	INA	NOR	NOR	NOR					4	0	0	2
Spence, Akeem	DT	DT	DT	DT	DT	DT	DT	DT	DT	DT	DT					12	12	0	0
Sterup, Zach	INA	INA	INA	X	INA	X	X	X	LT	INA	INA					6	1	0	6
Stills, Kenny	WR	WR	WR	WR	WR	WR	WR	INA	WR	WR	WR					11	11	0	1
Swanson, Travis	NOR	DNP	DNP	X	C	C	C	C	C	C	INA					8	7	2	1
Tankersley, Cordrea	X	PS	INA	X	X	X	X	X	IR	IR	IR					6	0	0	2
Tannehill, Ryan	QB	QB	QB	QB	QB	INA	INA	INA	INA	QB	QB					7	7	0	5
Taylor, Vincent	X	X	X	X	X	X	X	IR	IR	IR	IR					8	0	0	0
Tunisi, Laremy	LT	LT	LT	LT	LT	LT	LT	LT	LT	INA	LT	LT				11	11	0	1
Valoaga, Jeremiah	NOR	NOR	NOR	DE	PS	PS	PS	PS	PS	PS	PS					0	0	0	0
Wake, Cameron	DE	DE	DE	DE	INA	INA	DE	DE	DE	DE	DE					10	10	0	2
Williams, DeShawn	NOR	NOR	NOR	NOR	NOR	NOR	PS	PS	PS	PS	PS					0	0	0	0
Williams, Sylvester	NOR	NOR	NOR	NOR	NOR	NOR	NOR	NOR	X	X	X					4	0	0	0
Wilson, Albert	X	PS	X	WR	X	WR	IR	WR	IR	WR	IR					7	3	0	8
Woodard, Jonathan	PS	PS	PS	X	X	INA	X	INA	INA	INA	INA					4	0	0	5
Young, Sam	X	X	X	X	X	INA	INA	INA	RT	X	X					8	1	0	3

POSITION IN CAPS = STARTER

X = PLAYED/SUBSTITUTED

INA = INACTIVE

IR = INJURED RESERVE

SUS = SUSPENDED

NOR = NOT ON ROSTER

PS = PRACTICE SQUAD

DNP = DID NOT PLAY

NFI = NON-FOOTBALL ILLNESS/INJURY

PUP = PHYSICALLY UNABLE TO PERFORM

PS-I = PRACTICE SQUAD (INJURED)



THE LAST TIME IT HAPPENED

THE LAST TIME (TEAM)

BY DOLPHINS		BY OPPONENT
31-28, vs. Chicago, 10/14/18	WON IN OVERTIME	21-24, at Arizona, 9/30/12
31-28, vs. N.Y. Jets, 10/22/17	WON BY SCORING IN THE LAST 2 MINUTES	24-27, at Indianapolis, 11/25/18
34-31, at Buffalo, 12/24/16	TIED BY SCORING IN THE LAST 2 MINUTES	21-24, at Arizona, 9/30/12
37-0, vs. San Diego, 11/2/14	SHUTOUT AN OPPONENT	0-40, at Baltimore, 10/26/17
35-9, vs. Denver, 12/3/17	WON BY 20+ POINTS	7-38, at New England, 9/30/18
24-23, vs. Buffalo, 12/4/05	WON AFTER TRAILING BY 20+ POINTS	34-46, vs. New Orleans, 10/25/09
38-10, at Tennessee, 10/18/15	HELD A 28+ POINT LEAD	7-38, at New England, 9/30/18
35-9, vs. Denver, 12/3/17	HELD A 21+ POINT LEAD	7-38, at New England, 9/30/18
21 (third quarter), at N.Y. Jets, 12/17/16	SCORED 20+ POINTS IN A QUARTER	21 (third quarter), vs. Chicago, 10/14/18
21 (second half), vs. Chicago, 10/14/18	SCORED 20+ POINTS IN A HALF	28 (second half), at Houston, 10/25/18
13-6, vs. N.Y. Jets, 11/4/18	HELD OPPONENT WITHOUT A TD	12-31, at Green Bay, 11/11/18
3 offense & 1 defense, vs. Denver, 12/3/17	SCORED TD ON OFFENSE AND DEFENSE	1 offense & 2 defense, at Cincinnati, 10/7/18
1 offense, 1 defense, 2 special teams, at N.Y. Jets, 11/1/09	SCORED TD ON OFFENSE, DEFENSE & SPECIAL TEAMS	2 offense, 1 defense & 2 special teams, at New England, 10/4/10
Twice vs. Denver, 12/3/17	SCORED SAFETY	vs. Indianapolis, 12/26/15

THE LAST TIME (OFFENSE)

BY DOLPHINS		BY OPPONENT
Has never happened	600+ NET YARDS OF OFFENSE	622, vs. New England, 9/12/11
541, vs. Chicago, 10/14/18	500+ NET YARDS OF OFFENSE	548, at Carolina, 11/13/17
541, vs. Chicago, 10/14/18	400+ NET YARDS OF OFFENSE	415, vs. Buffalo, 12/2/18
315, vs. Baltimore, 11/11/73	300+ NET RUSHING YARDS	305, at Pittsburgh, 12/18/88
261, at Buffalo, 12/24/16	200+ NET RUSHING YARDS	248, vs. Detroit, 10/21/18
206, Jay Ajayi, at Buffalo, 12/24/16	200-YARD RUSHING GAME	203, Rueben Mayes, vs. New Orleans, 12/7/86
206, Jay Ajayi, at Buffalo, 12/24/16	150-YARD RUSHING GAME	158, Kerryon Johnson vs. Detroit, 10/21/18
101, Frank Gore, vs. Chicago, 10/14/18	100-YARD RUSHING GAME	135, Josh Allen, vs. Buffalo, 12/2/18
Mercury Morris (125) and Don Nottingham (102), at Green Bay, 10/5/75	TWO 100-YARD RUSHERS	LeSean McCoy (112) and Karlos Williams (110), at Buffalo, 11/8/15
Kenyan Drake, 120, vs. Denver, 12/3/17, 114, vs. New England, 12/11/17	CONSECUTIVE 100-YARD RUSHING GAMES	Kerryon Johnson, 158, vs. Detroit, 10/21/18 and Lamar Miller, 133, at Houston, 10/25/18
Jay Ajayi (206) and Damien Williams (56), at Buffalo, 12/24/16	COMBINED 200-YARDS RUSHING BY 2 PLAYERS	Kerryon Johnson (158) and LeGarrette Blount (50), vs. Detroit, 10/21/18
32, Jay Ajayi, at Buffalo, 12/24/16	30+ CARRIES	32, Knile Davis, vs. Kansas City, 9/21/14
25, Kenyan Drake, vs. New England, 12/11/17	25+ CARRIES	25, Sony Michel, at New England, 9/30/18



THE LAST TIME (OFFENSE)

BY DOLPHINS		BY OPPONENT
85t, Lamar Miller, vs. Houston, 10/25/15	80+ YARD RUSHING PLAY	Has never happened
69, Damien Williams, vs. Tampa Bay, 11/19/17	60+ YARD RUSHING PLAY	67, Aaron Jones, at Green Bay, 11/11/18
54t, Kenyan Drake vs. Detroit, 10/21/18	40+ YARD RUSHING PLAY	67, Aaron Jones, at Green Bay, 11/11/18
2, Jay Ajayi, vs. Pittsburgh, 10/16/16	2+ RUSHING TOUCHDOWNS	2, Aaron Jones, at Green Bay, 11/11/18
442, at Cincinnati, 10/1/95	400+ NET PASSING YARDS (TEAM)	419, at Indianapolis, 11/4/12
380, vs. Chicago, 10/14/18	300+ NET PASSING YARDS (TEAM)	337, at Indianapolis, 11/25/18
58, Ryan Tannehill, at N.Y. Jets, 11/29/15	50+ PASS ATTEMPTS	56, Tom Brady, vs. New England, 9/7/14
44, Brock Osweiler, vs. Chicago, 10/14/18	40+ PASS ATTEMPTS	41, Sam Darnold, at N.Y. Jets, 9/16/18
34, Jay Cutler, vs. Oakland, 11/5/17	30+ COMPLETIONS	30, Andrew Luck, at Indianapolis, 11/25/18
28, Brock Osweiler, vs. Chicago, 10/14/18	25+ COMPLETIONS	30, Andrew Luck, at Indianapolis, 11/25/18
vs. Chicago, 10/14/18	NO SACKS ALLOWED	at Houston, 10/25/18
Has never happened	PERFECT PASSER RATING (158.3) (MIN. 20 ATTEMPTS)	158.3, Geno Smith, vs. N.Y. Jets, 12/28/14
380, Brock Osweiler, vs. Chicago, 10/14/18	300+ YARD PASSER	343, Andrew Luck, at Indianapolis, 11/25/18
Ryan Tannehill, 389, at New England, 9/18/16 and 319, vs. Cleveland, 9/25/16	CONSECUTIVE 300+ YARD PASSING GAMES	Sam Darnold, 334, at N.Y. Jets, 9/16/18 and Derek Carr, 345, vs. Oakland, 9/23/18
4, Matt Moore, at N.Y. Jets, 12/17/16	4+ TD PASSES	5, Deshaun Watson, at Houston, 10/25/18
3, Ryan Tannehill, vs. Buffalo, 12/2/18	3+ TD PASSES	3, Andrew Luck, at Indianapolis, 11/25/18
15, Chris Chambers, vs. Buffalo, 12/4/05	15+ RECEPTIONS	15, Isaac Bruce, at St. Louis, 12/24/95
10, Jarvis Landry, at Buffalo, 12/17/17	10+ RECEPTIONS	10, Alvin Kamara, vs. New Orleans, 10/1/17
253, Brian Hartline, at Arizona, 9/30/12	200-YARD RECEIVER	221, Eric Decker, vs. N.Y. Jets, 12/28/14
155, Albert Wilson, vs. Chicago, 10/14/18	150-YARD RECEIVER	173, Jordy Nelson, vs. Oakland, 9/23/18
134, DeVante Parker, at Houston, 10/25/18	100-YARD RECEIVER	125, T.Y. Hilton, at Indianapolis, 11/25/18
Jarvis Landry (137) and DeVante Parker (106) at New England, 9/18/16	TWO 100-YARD RECEIVERS IN SAME GAME	Calvin Johnson (113) and Golden Tate (109) at Detroit, 11/9/14
Jarvis Landry, 103, vs. Arizona, 12/11/16 and 108, at N.Y. Jets, 12/17/16	CONSECUTIVE 100-YARD RECEIVING GAMES	A.J. Green, 112, at Cincinnati, 10/7/18 and Taylor Gabriel, 110, vs. Chicago, 10/14/18
Albert Wilson, 150 (second half), vs. Chicago, 10/14/18	100-YARDS RECEIVING IN A HALF	Jordy Nelson, 151 (first half), vs. Oakland, 9/23/18
Has never happened	90+ YARD PASSING PLAY	99t, Tom Brady to Wes Welker, vs. New England, 9/12/11
80, Ryan Tannehill to Brian Hartline, at Arizona, 9/30/12	80+ YARD PASSING PLAY	84, Eli Manning to Odell Beckham Jr., vs. N.Y. Giants, 12/14/15
74t, Ryan Tannehill to Leonte Carroo, at Indianapolis, 11/25/18	60+ YARD PASSING PLAY	73t, Deshaun Watson to Will Fuller, at Houston, 10/25/18
74t, Ryan Tannehill to Leonte Carroo, at Indianapolis, 11/25/18	50+ YARD PASSING PLAY	73t, Deshaun Watson to Will Fuller, at Houston, 10/25/18
74t, Ryan Tannehill to Leonte Carroo, at Indianapolis, 11/25/18	40+ YARD PASSING PLAY	49t, Deshaun Watson to DeAndre Hopkins, at Houston, 10/25/18
3, Lamar Thomas, vs. Denver, 12/21/98	3+ TD RECEPTIONS	3, Danny Woodhead, at San Diego, 12/20/15
2, Albert Wilson, vs. Chicago, 10/14/18	2+ TD RECEPTIONS	2, Zay Jones, vs. Buffalo, 12/2/18



THE LAST TIME (OFFENSE)

BY DOLPHINS		BY OPPONENT
Kenyan Drake (114 rushing and 79 receiving), vs. New England, 12/11/17	LED TEAM IN RUSHING & RECEIVING IN SAME GAME	C.J. Anderson (67 rushing and 43 receiving), vs. Denver, 12/3/17
Frank Gore (101 rushing) and Albert Wilson (155 receiving) vs. Chicago, 10/14/18	100-YARD RUSHER & 100-YARD RECEIVER IN SAME GAME	Lamar Miller (133 rushing) and Will Fuller (124 receiving) at Houston, 10/25/18
Brock Osweiler (380 passing), Frank Gore (101 rushing) and Albert Wilson (155 receiving) vs. Chicago, 10/14/18	100-YARD RUSHER, 100-YARD RECEIVER & 300-YARD PASSER IN SAME GAME	Tyrod Taylor (329 passing), LeSean McCoy (128 rushing), Sammy Watkins (154 receiving), at Buffalo, 12/24/16
Kenyan Drake (1 rushing, 1 receiving), at Indianapolis, 11/25/18	1+ RUSHING TD & 1+ RECEIVING TD IN SAME GAME	James White (1 rushing, 1 receiving), at New England, 9/30/18
David Fales (1 passing, 1 rushing), vs. Buffalo, 12/31/17	1+ PASSING TD & 1+ RUSHING TD IN SAME GAME	Tyrod Taylor (1 passing, 1 rushing), at Buffalo, 12/17/17
vs. N.Y. Jets, 11/4/18	NO TURNOVERS	at Houston, 10/25/18
vs. Buffalo, 12/2/18	TD SCORED ON FIRST DRIVE	at Indianapolis, 11/25/18
Brock Osweiler to Kenny Stills, vs. Chicago, 10/14/18	SUCCESSFUL 2-POINT CONVERSION	Josh Allen to Zay Jones, vs. Buffalo, 12/2/18
vs. Buffalo, 12/31/17	FAILED 2-POINT CONVERSION	vs. Detroit, 10/21/18

THE LAST TIME (DEFENSE)

BY DOLPHINS		BY OPPONENT
76, vs. Buffalo, 10/21/73	HELD OPPONENT UNDER 100 YARDS OF TOTAL OFFENSE	88, at New England, 10/12/80
118, vs. Buffalo, 9/21/03	HELD OPPONENT UNDER 150 YARDS OF TOTAL OFFENSE	103, at Buffalo, 12/22/13
188, vs. Tennessee, 10/8/17	HELD OPPONENT UNDER 200 YARDS OF TOTAL OFFENSE	175, vs. Buffalo, 12/2/18
282, vs. N.Y. Jets, 11/4/18	HELD OPPONENT UNDER 300 YARDS OF TOTAL OFFENSE	175, vs. Buffalo, 12/2/18
25, vs. New England, 12/11/17	HELD OPPONENT UNDER 30 YARDS RUSHING	12, at N.Y. Jets, 11/29/15
42, at N.Y. Jets, 9/16/18	HELD OPPONENT UNDER 50 YARDS RUSHING	41, vs. Oakland, 9/23/18
42, at N.Y. Jets, 9/16/18	HELD OPPONENT UNDER 75 YARDS RUSHING	60, vs. Buffalo, 12/2/18
80, vs. N.Y. Jets, 11/4/18	HELD OPPONENT UNDER 100 YARDS RUSHING	60, vs. Buffalo, 12/2/18
49, at N.Y. Jets, 12/1/14	HELD OPPONENT UNDER 100 YARDS NET PASSING	78, vs. Tennessee, 10/8/17
125, vs. Arizona, 12/11/16	HELD OPPONENT UNDER 150 YARDS NET PASSING	115, vs. Buffalo, 12/2/18
Louis Delmas (81) and Brent Grimes (22), at Jacksonville, 10/26/14	2+ INTERCEPTION RETURNS FOR TOUCHDOWNS BY TEAM IN SAME GAME	Darren Sharper (42) and Tracy Porter (54), vs. New Orleans, 10/25/09
25t, Jerome Baker, vs. N.Y. Jets, 11/4/18	INTERCEPTION RETURN FOR A TD	22t, Michael Johnson, at Cincinnati, 10/7/18
3, Sam Madison, vs. Tennessee, 11/7/99	3+ INTERCEPTIONS	3, Nate Clements, at Buffalo, 10/20/02
2, Xavien Howard, vs. Buffalo, 12/2/18	2+ INTERCEPTIONS	2, Kyle Fuller, vs. Chicago, 10/14/18



THE LAST TIME (DEFENSE)

BY DOLPHINS		BY OPPONENT
8, at Arizona, 9/30/12	7+ SACKS BY TEAM	7, at New England, 11/26/17
6, vs. Tennessee, 10/8/17	6+ SACKS BY TEAM	6, at Green Bay, 11/11/18
6, vs. Tennessee, 10/8/17	5+ SACKS BY TEAM	6, at Green Bay, 11/11/18
4, Cameron Wake, at Tennessee, 10/18/15	4+ SACKS	Has never happened
4, Cameron Wake, at Tennessee, 10/18/15	3+ SACKS	3.5, Elvis Dumervil, vs. Baltimore, 12/7/14
2, Cameron Wake, vs. N.Y. Jets, 11/4/18 2, Akeem Spence, vs. N.Y. Jets, 11/4/18	2+ SACKS	2, Jordan Jenkins, vs. N.Y. Jets, 11/4/18
14t, Reshad Jones, at New England, 11/26/17	FUMBLE RECOVERED FOR TOUCHDOWN	19t, Sam Hubbard, at Cincinnati, 10/7/18

THE LAST TIME (SPECIAL TEAMS)

BY DOLPHINS		BY OPPONENT
102t, Jakeem Grant, vs. Tennessee, 9/9/18	KICKOFF RETURN FOR A TD	94t, Darius Jennings, vs. Tennessee, 9/9/18
94t, Mercury Morris, at New England, 12/5/71	KICKOFF RETURN FOR A TD ON OPENING KICKOFF	101t, Jacoby Ford, at Oakland, 11/28/10
102t, Jakeem Grant, vs. Tennessee, 9/9/18	50+ YARD KICKOFF RETURN	94t, Darius Jennings, vs. Tennessee, 9/9/18
71t, Jakeem Grant, at Cincinnati, 10/7/18	PUNT RETURN FOR A TD	79t, Leodis McKelvin, at Buffalo, 11/15/12
71t, Jakeem Grant, at Cincinnati, 10/7/18	50+ YARD PUNT RETURN	57, Jeremy Kerley, at N.Y. Jets, 11/29/15
Walt Aikens, at N.Y. Jets, 12/17/16	BLOCKED PUNT RECOVERED FOR A TD	Chris Burkett, vs. N.Y. Jets, 9/29/91
Brandon Bolden, at Green Bay, 11/11/18	BLOCKED PUNT	Boobie Dixon, at Buffalo, 9/14/14
Walt Aikens return of blocked PAT, vs. Arizona, 12/11/16	DEFENSIVE 2-POINT CONVERSION ON PAT	Has never happened
Jordan Phillips, vs. Arizona, 12/11/16	BLOCKED PAT	Donald Penn, vs. Tampa Bay, 11/15/09
Jason Sanders, at N.Y. Jets, 9/16/18	MISSED (NOT BLOCKED) PAT	Steven Hauschka, vs. Buffalo, 12/2/18
Vincent Taylor, at Cincinnati, 10/7/18	BLOCKED FIELD GOAL	Daniel McCullers, vs. Pittsburgh, 10/16/16
47t, Curtis Johnson, vs. Green Bay, 12/19/71	BLOCKED FIELD GOAL RETURNED FOR TD	62t, Kyle Arrington, vs. New England, 12/14/14
6, Dan Carpenter, at Oakland, 11/28/10	6+ FIELD GOALS ATTEMPTED	6, Harrison Butker, at Kansas City, 12/24/17
5, Andrew Franks, vs. Pittsburgh, 10/16/16	5+ FIELD GOALS ATTEMPTED	6, Harrison Butker, at Kansas City, 12/24/17
4, Jason Sanders, at Green Bay, 11/11/18	4+ FIELD GOALS ATTEMPTED	4, Matt Prater, vs. Detroit, 10/21/18
4, Jason Sanders, at Green Bay, 11/11/18	3+ FIELD GOALS ATTEMPTED	3, Adam Vinatieri, at Indianapolis, 11/25/18
6, Olindo Mare, at New England, 10/17/99	6+ FIELD GOALS MADE	Never happened
5, Dan Carpenter, at Cincinnati, 10/31/10	5+ FIELD GOALS MADE	5, Harris Butker, at Kansas City, 12/24/17
4, Jason Sanders, at Green Bay, 11/11/18	4+ FIELD GOALS MADE	4, Matt Prater, vs. Detroit, 10/21/18
4, Jason Sanders, at Green Bay, 11/11/18	3+ FIELD GOALS MADE	4, Matt Prater, vs. Detroit, 10/21/18
vs. Buffalo, 12/31/17	SUCCESSFUL ONSIDE KICK	at Buffalo, 12/18/11
at Houston, 10/25/18	FAILED ONSIDE KICK ATTEMPT	vs. Oakland, 9/23/18



GAME SUMMARIES & GAME BOOK



2018 GAME RECAPS

WEEK 1

SEPT. 9, 2018 | MIAMI GARDENS, FLA.
HARD ROCK STADIUM
ATTENDANCE: 65,184 | TV: FOX

TENNESSEE 20	MIAMI 27
--------------	----------

SCORING SUMMARY					
	1	2	3	4	F
Tennessee	3	0	0	17	20
Miami	0	7	3	17	27

In what had to be one of the strangest season openers in NFL history, the Dolphins struck for big plays to defeat the Tennessee Titans at Hard Rock Stadium.

Jakeem Grant scored on a 102-yard kickoff return in the first minute of the fourth quarter to break a 10-10 tie and Ryan Tannehill later hit Kenny Stills with a 75-yard touchdown pass to highlight the 27-20 victory.

Reshad Jones also played a big role in the victory. His 54-yard return of his second interception of the game set up Jason Sanders' 30-yard field goal that gave the Dolphins a 10-point cushion with 3:49 left in the fourth quarter. Tennessee kicked a field goal with 11 seconds left in their hope of pulling off a miracle comeback, but rookie Jerome Baker recovered the ensuing onside kick to clinch the victory.

Jones became the first Dolphins safety since 2004 to have two interceptions in one game.

Stills' touchdown was his second of the game. He had a 10-yard TD reception in the second quarter that gave the Dolphins a 7-3 lead.

Grant's touchdown, the second-longest kickoff return in franchise history behind only a 105-yarder by Mercury Morris in 1973, came right after Tennessee had tied the game with a 1-yard touchdown run by Dion Lewis. Grant became the fourth player to have punt and kickoff returns for touchdowns for the Dolphins, as he joined Ted Ginn Jr., Marcus Thigpen and Freddie Solomon.

Tennessee also scored on a kickoff return, with Darius Jennings answering Stills' long touchdown with a 94-yard touchdown to make it 24-17.

Thanks to two delays right around two hours because of lightning near Hard Rock Stadium, the game set a record as the longest in NFL history. The game lasted a little more than seven hours, easily beating the previous mark of 5 hours, 16 minutes, according to the Elias Sports Bureau.

The first delay occurred late in the second quarter and the second took place midway through the third quarter.

The Dolphins' 98-yard scoring drive in the second quarter was the third-longest in team history and the longest since a 99-yard drive Sept. 24, 1989 against the New York Jets.

The game first was delayed almost two hours because of lightning around Hard Rock Stadium. The stoppage came with 1:11 left in the first half and Tennessee facing a third-and-1 from its 24-yard line.

The second delay came with 6:47 left in the third quarter and lasted 2 hours and 2 minutes.

SCORING DRIVES					
TEAM	QTR	TIME	PLAY (EXTRA POINT) (DRIVE INFO)	TEN	MIA
Titans	1	10:18	R.Succop 47 yd. Field Goal (9-37, 4:42)	3	0
Dolphins	2	11:21	K.Stills 10 yd. pass from R.Tannehill (J.Sanders kick) (12-98, 5:21)	3	7
Dolphins	3	4:05	J.Sanders 27 yd. Field Goal (6-19, 2:37)	3	10
Titans	4	14:17	D.Lewis 4 yd. run (R.Succop kick) (9-75, 4:48)	10	10
Dolphins	4	14:04	J.Grant 102 yd. kickoff return (J.Sanders kick) (0-0, 0:13)	10	17
Dolphins	4	10:22	K.Stills 75 yd. pass from R.Tannehill (J.Sanders kick) (4-89, 1:17)	10	24
Titans	4	10:11	D.Jennings 94 yd. kickoff return (R.Succop kick) (0-0, 0:11)	17	24
Dolphins	4	3:49	J.Sanders 30 yd. Field Goal (4-0, 2:15)	17	27
Titans	4	0:11	R.Succop 53 yd. Field Goal (6-45, 0:56)	20	27

GAME STATISTICS

RUSHING (Att-Yds-TD):

Tennessee: D. Lewis 16-75-1, D. Henry 10-26, M. Mariota 3-15.
Miami: F. Gore 9-61, K. Drake 10-4, A. Wilson 2-7, R. Tannehill 4-4.

PASSING (A-C-Y-TD-I):

Tennessee: B. Gabbert 22-11-117-0-1, M. Mariota 16-9-103-0-2.
Miami: R. Tannehill 28-20-230-2-2.

RECEIVING (Rec-Yds-TD):

Tennessee: C. Davis 6-62, D. Lewis 5-35, D. Walker 4-52, L. Stocker 2-37, T. Sharpe 1-17, J. Smith 1-12, D. Henry 1-5.
Miami: J. Grant 5-38, K. Stills 4-106-2, D. Amendola 4-26, A. Wilson 3-31, K. Drake 3-18, M. Gesicki 1-11.

SACKS (Sk-Yds):

Tennessee: K. Correa 1-8.
Miami: None.

INTERCEPTIONS (Int-Yds):

Tennessee: M. Butler 1-34, K. Vaccaro 1-0.
Miami: R. Jones 2-80, K. Alonso 1-1.

FORCED FUMBLES:

Tennessee: None.
Miami: None.

FUMBLE RECOVERIES (No-Yds):

Tennessee: None.
Miami: None.

TEAM STATS	TEN	MIA
FIRST DOWNS	19	18
Rushing	4	7
Passing	13	9
Penalty	2	2
3RD-DOWN EFFICIENCY	6 FOR 14	2 FOR 10
4TH-DOWN EFFICIENCY	0 FOR 2	0 FOR 1
TOTAL NET YARDS	336	342
TOTAL NET PLAYS	67	58
Average Gain	5.0	5.9
NET YARDS RUSHING	116	120
Rushes	29	29
Yards per Rush	4.0	4.1
NET YARDS PASSING	220	222
Completed - Attempted	20-38	20-28
Yards per Pass Play	5.8	7.7
Sacked - Yards Lost	0-0	1-8
Had Intercepted	3	2
PUNTS - AVERAGE	4-179-44.8	4-215-53.8
RETURN YARDAGE	199	207
Punts - Return Yards	2-44	2-1
Kickoffs - Return Yards	2-121	2-125
Interceptions - Return Yards	2-34	3-81
PENALTIES - YARDS	5-48	7-51
FUMBLES - LOST	0-0	0-0
RED-ZONE EFFICIENCY	1 FOR 2	1 FOR 5
GOAL-TO-GO EFFICIENCY	1 FOR 2	1 FOR 2
TIME OF POSSESSION	29:35	30:25



2018 GAME RECAPS

WEEK 2

SEPT. 16 2018 | EAST RUTHERFORD, N.J.
METLIFE STADIUM
ATTENDANCE: 77,982 | TV: CBS

SCORING SUMMARY

	1	2	3	4	F
Miami	7	13	0	0	20
N.Y. Jets	0	0	6	6	12

MIAMI 20

N.Y. JETS 12

SCORING DRIVES

TEAM	QTR	TIME	PLAY (EXTRA POINT) (DRIVE INFO)	MIA	NYJ
Dolphins	1	1:12	K.Drake 6 yd. run (J.Sanders kick) (3-15, 1:29)	7	0
Dolphins	2	4:10	A.Wilson 29 yd. pass from R.Tannehill (J.Sanders kick) (2-49, 0:46)	14	0
Dolphins	2	0:42	A.Derby 19 yd. pass from R.Tannehill (kick failed, wr) (8-62, 1:47)	20	0
Jets	3	11:51	B.Powell 28 yd. pass from S.Darnold (kick failed, wl) (7-75, 3:09)	20	6
Jets	4	10:06	J.Myers 55 yd. Field Goal (11-22, 6:14)	20	9
Jets	4	5:56	J.Myers 41 yd. Field Goal (10-63, 3:05)	20	12

The Dolphins used a big first half to produce their first 2-0 start in five years.

Ryan Tannehill threw two touchdown passes and the defense came up with two takeaways to help the Dolphins build a 20-0 lead on their way to a 20-12 victory against the New York Jets at MetLife Stadium.

It's the Dolphins' first 2-0 start since 2013 when they started 3-0.

Albert Wilson and A.J. Derby caught the touchdown passes and running back Kenyan Drake had the other touchdown for the Dolphins, who got interceptions by safety T.J. McDonald and cornerback Xavier Howard along with a fumble recovery by linebacker Raekwon McMillan.

Tannehill ended the first half 12-for-15 for 116 yards with two touchdowns and a 138.5 passer rating.

The Dolphins spoiled the first home game for Jets rookie quarterback Sam Darnold, who passed for 334 yards and a touchdown, but had a 74.6 passer rating because of those two interceptions.

The Dolphins didn't score in the second half but the offense came up with a clutch game-clinching drive that featured four first downs and ate up the final 5:56 of the game.

Frank Gore became the fourth-leading rusher in NFL history, passing Curtis Martin with an 8-yard run in the third quarter. He now trails only Emmitt Smith, Walter Payton and Barry Sanders. Gore had a key 20-yard reception on a fourth-quarter drive that helped the Dolphins run out the clock.

Tannehill was used as a runner in this game, starting from the first snap when he kept the ball on an option play and sprinted for a 20-yard gain before sliding. He later had a 5-yard run off a similar play. He had a key 14-yard gain on another keeper in the fourth quarter before clinching the victory with an 8-yard run on third-and-6 on the final play before the two-minute warning with the Jets out of timeouts.

Defensive end Robert Quinn again was a force along the defensive line. He induced a false start penalty, later pushed Sam Darnold into the pocket and right into the arms of Jordan Phillips for the Dolphins' first sack of the season, and then had a sack himself.

Punter Matt Haack was an unsung hero in the first half as he had four punts inside the 20-yard line, including one that forced the Jets to start at their 4-yard line.

The Dolphins opened the scoring after their first takeaway, McDonald's interception that he returned 31 yards to the Jets 14-yard line. After Wilson gained 3 yards on a Wildcat run, Drake went in almost untouched on third-and-1 thanks to some key blocks by Laremy Tunsil and Ted Larsen, the new starting left guard after four-time Pro Bowl selection Josh Sitton was placed on injured reserve.

McMillan's fumble recovery at the Jets 49-yard line after fellow linebacker Kiko Alonso knocked the ball loose from wide receiver Robby Anderson set up the Dolphins' second touchdown.

GAME STATISTICS

RUSHING (Att-Yds-TD):

Miami: K. Drake 11-53-1, R. Tannehill 8-44, F. Gore 9-25, A. Wilson 2-8, J. Grant 1-5.
N.Y. Jets: I. Crowell 12-35, B. Powell 5-6, S. Darnold 2-1.

PASSING (A-C-Y-TD-I):

Miami: R. Tannehill 23-17-168-2-0.
N.Y. Jets: S. Darnold 41-25-334-1-2.

RECEIVING (Rec-Yds-TD):

Miami: D. Amendola 4-32, K. Drake 4-17, A. Wilson 3-37-1, J. Grant 2-27, K. Stills 2-17, A. Derby 1-19-1, F. Gore 1-19.
N.Y. Jets: C. Enunwa 7-92, B. Powell 5-74-1, T. Pryor 4-84, R. Anderson 3-27, C. Herndon 2-30, I. Crowell 2-4, E. Tomlinson 1-24, J. Kearse 1(-f-1).

SACKS (Sk-Yds):

Miami: R. Quinn 1-6, J. Phillips 1-5, W. Hayes 1-3.
N.Y. Jets: J. Jenkins 1-17, H. Anderson 1-15, B. Copeland 1-8, J. Adams 1-6.

INTERCEPTIONS (Int-Yds):

Miami: T. McDonald 1-31, X. Howard 1-0.
N.Y. Jets: None.

FORCED FUMBLES:

Miami: K. Alonso 2.
N.Y. Jets: J. Jenkins 1, J. Adams 1.

FUMBLE RECOVERIES (No-Yds):

Miami: R. McMillan 1-0.
N.Y. Jets: J. Jenkins 1-0, A. Williamson 1-0.

TEAM STATS	MIA	NYJ
FIRST DOWNS	18	21
Rushing	6	3
Passing	9	17
Penalty	3	1
3RD-DOWN EFFICIENCY	6 FOR 13	3 FOR 10
4TH-DOWN EFFICIENCY	0 FOR 0	0 FOR 0
TOTAL NET YARDS	257	362
TOTAL NET PLAYS	58	63
Average Gain	4.4	5.7
NET YARDS RUSHING	135	42
Rushes	31	19
Yards per Rush	4.4	2.2
NET YARDS PASSING	122	320
Completed - Attempted	17-23	25-41
Yards per Pass Play	4.5	7.3
Sacked - Yards Lost	4-46	3-14
Had Intercepted	0	2
PUNTS - AVERAGE	6-295-49.2	5-263-52.6
RETURN YARDAGE	113	4
Punts - Return Yards	3-48	1-4
Kickoffs - Return Yards	1-34	0-0
Interceptions - Return Yards	2-31	0-0
PENALTIES - YARDS	2-10	7-50
FUMBLES - LOST	3-2	4-1
RED-ZONE EFFICIENCY	2 FOR 3	0 FOR 2
GOAL-TO-GO EFFICIENCY	0 FOR 0	0 FOR 0
TIME OF POSSESSION	28:25	31:35



2018 GAME RECAPS

WEEK 3

SEPT. 23, 2018 | MIAMI GARDENS, FLA.
HARD ROCK STADIUM
ATTENDANCE: 65,667 | TV: CBS

OAKLAND 20	MIAMI 28
------------	----------

SCORING SUMMARY					
	1	2	3	4	F
Oakland	7	3	7	3	20
Miami	0	7	7	14	28

Head Coach Adam Gase pulled out his bag of tricks Sunday, and it helped produce a thrilling comeback victory for the Dolphins.

Jakeem Grant scored two touchdowns in the fourth quarter off gadget plays and the Dolphins overcame a 17-7 deficit to defeat the Oakland Raiders 28-20 at Hard Rock Stadium and move to 3-0 on the season.

Grant gave the Dolphins the lead for good with 7:18 on a 52-yard pass from wide receiver Albert Wilson (a quarterback in high school) after quarterback Ryan Tannehill handed the ball to Frank Gore, who then flipped it to Wilson.

Grant earlier scored on a 16-yard reception when he took a flip from Tannehill as he was running across the line of scrimmage to the right with the quarterback in shotgun formation.

The Dolphins added to their lead when Wilson scored on a 74-yard reception on the final snap before the two-minute warning off the same play, except this one when he was running to the left.

Wilson's touchdown came two plays after cornerback Xavier Howard preserved the Dolphins' 21-17 lead when he came up with his second interception of the game, his third in two games. Howard picked off Derek Carr in the end zone after Oakland had a first-and-10 from the Miami 13-yard line.

Oakland kicked a field goal with 20 seconds left to the final points of the game before Wilson recovered the ensuing onside kick to clinch the victory.

Tannehill, who preceded Wilson's TD pass with an 18-yard scramble, earlier threw a 34-yard touchdown strike to Kenny Stills.

Oakland dominated the time of possession and had the advantage in yardage in a game that physically was difficult for the Dolphins.

The Dolphins lost defensive linemen William Hayes and Akeem Spence in the first half.

Hayes sustained a knee injury when he sacked Carr on third down, one play after he tackled running back Doug Martin for a loss.

Spence was ejected from the game in the second quarter when he was penalized after Cameron Wake had sacked Carr on third down. The penalty kept alive a drive that ate up 8:36 and ended with a short field goal by Mike Nugent.

Tight end A.J. Derby missed the second half after being sidelined by a foot injury, and defensive end Andre Branch didn't return after sustaining a knee injury in the third quarter.

SCORING DRIVES						
TEAM	QTR	TIME	PLAY (EXTRA POINT) (DRIVE INFO)	OAK	MI	
Raiders	1	13:34	J.Nelson 12 yd. pass from D.Carr (M.Nugent kick) (4-75, 1:26)	7	0	
Dolphins	2	12:11	K.Stills 34 yd. pass from R.Tannehill (J.Sanders kick) (3-35, 1:31)	7	7	
Raiders	2	3:34	M.Nugent 25 yd. Field Goal (16-68, 8:37)	10	7	
Raiders	3	2:58	M.Lynch 1 yd. run (M.Nugent kick) (15-67, 9:44)	17	7	
Dolphins	3	0:55	J.Grant 18 yd. pass from R.Tannehill (J.Sanders kick) (4-70, 2:03)	17	14	
Dolphins	4	7:18	J.Grant 52 yd. pass from A.Wilson (J.Sanders kick) (2-70, 0:48)	17	21	
Dolphins	4	2:00	A.Wilson 74 yd. pass from R.Tannehill (J.Sanders kick) (2-80, 0:54)	17	28	
Raiders	4	0:20	M.Nugent 52 yd. Field Goal (6-41, 1:40)	20	28	

GAME STATISTICS

RUSHING (Att-Yds-TD):

Oakland: M. Lynch 19-64-1, D. Martin 9-43, M. Bryant 1-4, K. Smith 1-0, D. Carr 2-(-2).
Miami: R. Tannehill 3-26, F. Gore 6-12, K. Drake 5-3.

PASSING (A-C-Y-TD-I):

Oakland: D. Carr 39-27-345-1-2.
Miami: R. Tannehill 23-17-289-3-0, A. Wilson 1-1-52-1-0.

RECEIVING (Rec-Yds-TD):

Oakland: J. Nelson 6-173-1, J. Richard 6-59, J. Cook 5-31, M. Lynch 3-22, M. Bryant 2-30, A. Cooper 2-17, D. Harris 2-11, K. Smith 1-2.
Miami: K. Stills 3-61-1, D. Amendola 3-42, M. Gesicki 3-31, A. Wilson 2-74-1, J. Grant 2-70-2, D. Parker 2-40, K. Drake 2-7, A. Derby 1-16.

SACKS (Sk-Yds):

Oakland: C. McDonald 1-9.
Miami: C. Wake 1-8, W. Hayes 1-7, V. Taylor 1-5.

INTERCEPTIONS (Int-Yds):

Oakland: None.
Miami: X. Howard 2-39.

FORCED FUMBLES:

Oakland: None.
Miami: None.

FUMBLE RECOVERIES (No-Yds):

Oakland: None.
Miami: None.

TEAM STATS	OAK	MI
FIRST DOWNS	25	13
Rushing	5	2
Passing	17	11
Penalty	3	0
3RD-DOWN EFFICIENCY	7 FOR 13	2 FOR 8
4TH-DOWN EFFICIENCY	0 FOR 1	0 FOR 0
TOTAL NET YARDS	434	373
TOTAL NET PLAYS	74	39
Average Gain	5.9	9.6
NET YARDS RUSHING	109	41
Rushes	32	14
Yards per Rush	3.4	2.9
NET YARDS PASSING	325	332
Completed - Attempted	27-39	18-24
Yards per Pass Play	7.7	13.3
Sacked - Yards Lost	3-20	1-9
Had Intercepted	2	0
PUNTS - AVERAGE	3-112-37.3	6-282-47.0
RETURN YARDAGE	50	144
Punts - Return Yards	3-11	0-0
Kickoffs - Return Yards	2-39	4-105
Interceptions - Return Yards	0-0	2-39
PENALTIES - YARDS	8-38	9-74
FUMBLES - LOST	1-0	0-0
RED-ZONE EFFICIENCY	2 FOR 5	1 FOR 1
GOAL-TO-GO EFFICIENCY	1 FOR 3	0 FOR 0
TIME OF POSSESSION	38:31	21:29

2018 GAME RECAPS

WEEK 4

SEPT. 30, 2018 | FOXBOROUGH, MASS.
GILLETTE STADIUM
ATTENDANCE: 65,667 | TV: CBS

SCORING SUMMARY

	1	2	3	4	F
Miami	0	0	0	7	7
New England	3	21	7	7	38

MIAMI 7	NEW ENGLAND 38
---------	----------------

It was a difficult afternoon for the Miami Dolphins at Gillette Stadium.

Tom Brady passed for three touchdowns and running back James White had rushing and receiving scores as the New England Patriots handed the Dolphins their first loss of the season, 38-7.

Running back Frank Gore scored the Dolphins' only touchdown with 2:42 left in the fourth quarter on a 6-yard reception from quarterback Brock Osweiler, who replaced Ryan Tannehill in the fourth quarter with the outcome already decided.

Along with White, Cordarrelle Patterson and Philip Dorsett caught TD passes and rookie first-round pick Sony Michel had his first NFL rushing touchdown.

For the Dolphins, the highlights were few and far between.

Rookie first-round pick Minkah Fitzpatrick, who made his second NFL start with two-time Pro Bowl selection Reshad Jones again sitting out because of a shoulder injury, had his first career interception in the fourth quarter.

Fellow Dolphins rookie Kalen Ballage appeared in his first NFL game and his first professional carry in the fourth quarter, and it was good for 2 yards.

Cornerback Bobby McCain had a pick on New England's second offensive possession.

Center Daniel Kilgore sustained an arm injury in the first half and did not return.

The Dolphins began the game without five injured players, including safety Reshad Jones and wide receiver DeVante Parker. Also on the inactive list were defensive end Andre Branch, linebacker Chase Allen and

The Dolphins went into halftime trailing 24-0 after being outgained 272-75 in the first half and failing to convert a third down until the final play of the half.

The game started on a good note for the Dolphins, with Tannehill completing a 22-yard pass to Kenny Stills on the first snap of the game. But it went downhill from there.

SCORING DRIVES

TEAM	QTR	TIME	PLAY (EXTRA POINT)	(DRIVE INFO)	MIA	NE
Patriots	1	5:28	S.Gostkowski	20 yd. Field Goal (13-74, 6:37)	0	3
Patriots	2	12:01	C.Patterson	55 yd. pass from T.Brady (S.Gostkowski kick) (5-67, 2:08)	0	10
Patriots	2	7:29	J.White	22 yd. run (S.Gostkowski kick) (1-22, 0:07)	0	17
Patriots	2	0:18	P.Dorsett	9 yd. pass from T.Brady (S.Gostkowski kick) (15-85, 5:31)	0	24
Patriots	3	6:49	J.White	14 yd. pass from T.Brady (S.Gostkowski kick) (9-59, 5:01)	0	31
Patriots	4	13:43	S.Michel	10 yd. run (S.Gostkowski kick) (12-90, 6:30)	0	38
Dolphins	4	2:42	F.Gore	6 yd. pass from B.Osweiler (J.Sanders kick) (13-75, 7:10)	7	38

GAME STATISTICS

RUSHING (Att-Yds-TD):

Miami: F. Gore 11-41, B. Osweiler 1-7, K. Drake 3-3, K. Ballage 1-3, A. Wilson 1-2, R. Tannehill 1-0.

New England: S. Michel 25-112-1, J. White 8-44-1, K. Barner 3-11, C. Patterson 1-11, B. Hoyer 3-(-3).

PASSING (A-C-Y-TD-I):

Miami: R. Tannehill 20-11-100-0-1, B. Osweiler 5-4-35-1-0.

New England: T. Brady 35-23-274-3-2.

RECEIVING (Rec-Yds-TD):

Miami: A. Wilson 4-19, K. Stills 3-40, D. Amendola 2-21, J. Grant 2-17, F. Gore 2-16, K. Drake 1-13, M. Gesicki 1-9.

New England: J. White 8-68-1, P. Dorsett 4-55-1, R. Gronkowski 4-44, C. Patterson 3-54-1, J. Gordon 2-32, C. Hogan 1-25, D. Allen 1-(-4).

SACKS (Sk-Yds):

Miami: None.

New England: J. Simon 1-10, A. Butler 1-9.

INTERCEPTIONS (Int-Yds):

Miami: M. Fitzpatrick 1-14, B. McCain 1-0.

New England: J. Jackson 1-0.

FORCED FLUMBLES:

Miami: None.

New England: None.

FUMBLE RECOVERIES (No-Yds):

Miami: None

New England: K. Van Nov 1-0.

TEAM STATS	MIA	NE
FIRST DOWNS	11	26
Rushing	1	10
Passing	8	13
Penalty	2	3
3RD-DOWN EFFICIENCY	3 FOR 11	10 FOR 15
4TH-DOWN EFFICIENCY	1 FOR 1	0 FOR 0
TOTAL NET YARDS	172	449
TOTAL NET PLAYS	45	75
Average Gain	3.8	6.0
NET YARDS RUSHING	56	175
Rushes	18	40
Yards per Rush	3.1	4.4
NET YARDS PASSING	116	274
Completed - Attempted	15-25	23-35
Yards per Pass Play	4.3	7.8
Sacked - Yards Lost	2-19	0-0
Had Intercepted	1	2
PUNTS - AVERAGE	7-293-41.9	2-80-40.0
RETURN YARDAGE	78	45
Punts - Return Yards	2-23	5-45
Kickoffs - Return Yards	2-41	0-0
Interceptions - Return Yards	2-14	1-0
PENALTIES - YARDS	10-89	6-57
FUMBLES - LOST	1-1	0-0
RED-ZONE EFFICIENCY	1 FOR 1	3 FOR 4
GOAL-TO-GO EFFICIENCY	0 FOR 0	2 FOR 3
TIME OF POSSESSION	23:38	36:22



2018 GAME RECAPS

WEEK 5

OCT. 7, 2018 | CINCINNATI, OHIO
PAUL BROWN STADIUM
ATTENDANCE: 52,708 | TV: CBS

MIAMI 17	CINCINNATI 27
----------	---------------

SCORING SUMMARY					
	1	2	3	4	F
Miami	0	14	3	0	17
Cincinnati	0	0	3	24	27

The Dolphins played inspired football for three quarters despite being short-handed, but they couldn't hold off the Cincinnati Bengals.

Cincinnati scored 24 unanswered points in the fourth quarter to defeat the Dolphins 27-17 at Paul Brown Stadium.

Randy Bullock kicked a 20-yard field goal with 3:30 remaining to give Cincinnati the lead before rookie defensive end Sam Hubbard scored on a 19-yard fumble return, the second touchdown by a Bengals defensive lineman in that forgettable fourth quarter.

The Dolphins led 17-0 in the third quarter and took a 17-3 lead into the fourth.

They built their lead thanks to a 28-yard touchdown pass from Ryan Tannehill to running back Kenyan Drake and a 71-yard punt return by Jakeem Grant, who became the first player in franchise history with a punt return and a kickoff for touchdowns in the same season.

Grant was sidelined for a period of time in the first half after being injured on the opening kickoff, but he didn't show any ill effects on his punt return when he cut to the right and tightened the right sideline after getting around the Cincinnati coverage team. Grant initially was ruled out of bounds at the 2-yard line, but the call was corrected after a replay review.

The Dolphins led 14-0 at the half, thanks mostly to some big plays on special teams and a key interception.

With the Dolphins leading 7-0, Vincent Taylor blocked a 37-yard field goal attempt to preserve that margin.

The Dolphins turned back a Cincinnati scoring threat on the Bengals' first possession when safety Reshad Jones, back in the lineup after missing two games, got his hand on a pass intended for A.J. Green and linebacker Kiko Alonso picked off the deflection.

It was the 10th interception of the season for the Dolphins, who had nine all of 2017.

The Dolphins opened the scoring with an impressive 11-play, 95-yard drive that ended with Tannehill's touchdown pass to Drake. The Dolphins converted two third-down situations on the drive and also overcame a first-and-20 situation.

The big plays on defense weren't limited to Alonso's interception, however, because defensive ends Cameron Malveaux and Robert Quinn, defensive tackle Davon Godchaux and rookie safety Minkah Fitzpatrick all had tackles for loss. Fitzpatrick's tackle of Tyler Boyd on a wide receiver screen on third-and-2 from the Cincinnati 25-yard line forced the punt that Grant returned for a touchdown.

SCORING DRIVES					
TEAM	QTR	TIME	PLAY (EXTRA POINT) (DRIVE INFO)	MIA	CIN
Dolphins	2	7:22	K.Drake 22 yd. pass from R.Tannehill (J.Sanders kick) (11-95, 6:08)	7	0
Dolphins	2	0:23	J.Grant 71 yd. punt return (J.Sanders kick)	14	0
Dolphins	3	9:25	J.Sanders 42 yd. Field Goal (6-28, 3:25)	17	0
Bengals	3	5:07	R.Bullock 51 yd. Field Goal (8-42, 4:18)	17	3
Bengals	4	14:54	J.Mixon 18 yd. pass from A.Dalton (R.Bullock kick) (8-71, 3:30)	17	10
Bengals	4	11:43	M.Johnson 22 yd. interception return (R.Bullock kick)	17	17
Bengals	4	3:30	R.Bullock 20 yd. Field Goal (9-62, 4:00)	17	20
Bengals	4	2:37	S.Hubbard 19 yd. fumble return (R.Bullock kick)	17	27

GAME STATISTICS

RUSHING (Att-Yds-TD):

Miami: F. Gore 12-63, K. Drake 6-46, R. Tannehill 3-17, K. Ballage 1-2.
Cincinnati: J. Mixon 22-93, A. Dalton 4-10.

PASSING (A-C-Y-TD-I):

Miami: R. Tannehill 35-20-185-1-2.
Cincinnati: A. Dalton 30-20-248-1-1.

RECEIVING (Rec-Yds-TD):

Miami: K. Drake 7-69-1, A. Wilson 5-43, D. Amendola 3-30, M. Gesicki 3-26, K. Stills 2-17.
Cincinnati: A. Green 6-112, T. Boyd 4-44, A. Erickson 3-24, J. Mixon 3-22-1, C. Uzomah 2-43, M. Walton 2-3.

SACKS (Sk-Yds):

Miami: J. Baker 2-19.
Cincinnati: G. Atkins 2-16, C. Dunlap 1-0.

INTERCEPTIONS (Int-Yds):

Miami: K. Alonso 1-15.
Cincinnati: M. Johnson 1-22-1, J. Bates 1-0.

FORCED FUMBLES:

Miami: None.
Cincinnati: C. Dunlap 1.

FUMBLE RECOVERIES (No-Yds):

Miami: None.
Cincinnati: S. Hubbard 1-19-1.

TEAM STATS	MIA	CIN
FIRST DOWNS	17	17
Rushing	5	3
Passing	10	12
Penalty	2	2
3RD-DOWN EFFICIENCY	4 FOR 13	2 FOR 11
4TH-DOWN EFFICIENCY	1 FOR 1	0 FOR 0
TOTAL NET YARDS	297	332
TOTAL NET PLAY	60	58
Average Gain	5.0	5.7
NET YARDS RUSHING	128	103
Rushes	22	26
Yards per Rush	5.8	4.0
NET YARDS PASSING	169	229
Completed - Attempted	20-35	20-30
Yards per Pass Play	4.4	7.2
Sacked - Yards Lost	3-16	2-19
Had Intercepted	2	1
PUNTS - AVERAGE	5-209-41.8	4-173-43.3
RETURN YARDAGE	189	41
Punts - Return Yards	3-85	2-19
Kickoffs - Return Yards	3-89	0-0
Interceptions - Return Yards	1-15	2-22
PENALTIES - YARDS	9-85	6-47
FUMBLES - LOST	1-1	0-0
RED-ZONE EFFICIENCY	0 FOR 0	1 FOR 4
GOAL-TO-GO EFFICIENCY	0 FOR 0	0 FOR 1
TIME OF POSSESSION	29:25	30:35



2018 GAME RECAPS

WEEK 6

OCT. 14, 2018 | MIAMI GARDENS, FLA.
HARD ROCK STADIUM
ATTENDANCE: 65,791 | TV: FOX

SCORING SUMMARY

CHICAGO 28	MIAMI 31
Chicago	1 2 3 4 OT F
Miami	0 0 21 7 0 28
	7 0 6 15 3 31

The Dolphins overcame adversity Sunday when they pulled out a heart-stopping victory at Hard Rock Stadium.

Jason Sanders kicked a 47-yard field goal as time expired in overtime to give the Dolphins a 31-28 victory against the Chicago Bears.

The kick capped a wild overtime, which came after a wild second half.

The Dolphins appeared headed for victory on the opening possession of overtime before Kenyan Drake fumbled into the end zone with a clear path to a game-winning touchdown. Chicago then drove into field goal position, but former Dolphins kicker Cody Parkey was wide right on a 53-yard attempt.

Drake did the bulk of the work on the game-winning drive, starting it with a 4-yard run and then adding a 15-yard reception to move the ball to the Bears 38-yard line.

The Dolphins put up big numbers against the No. 1 defense in the NFL, finishing with 541 total yards. Quarterback Brock Osweiler, starting in place of injured starter Ryan Tannehill, threw for a career-high 380 yards; running back Frank Gore rushed for 101 yards; and wide receiver Albert Wilson had 155 receiving yards, including touchdowns of 43 and 75 yards in the fourth quarter.

This was the first time the Dolphins had a 300-yard passer, a 100-yard rusher and a 100-yard receiver since 1991 when Dan Marino (307), Mark Higgs (131) and Tony Martin (106) did it in a 33-14 victory against the Tampa Bay Buccaneers.

The Dolphins and Bears combined for 49 points in the second half after Miami went into halftime with a 7-0 lead.

Osweiler passed for three touchdowns, the first a 5-yard connection with tight end Nick O'Leary for the only score of the first half.

Sanders made three field goals, including kicks of 50 and 25 yards in the third quarter.

The Dolphins defense gave up big plays, but also came up with three takeaways. Linebacker Kiko Alonso recovered a fumble and forced another that was recovered by cornerback Xavier Howard, and safety T.J. McDonald had an interception.

Alonso's fumble recovery and McDonald came near or inside the Dolphins end zone and kept points off the boards.

SCORING DRIVES

TEAM	QTR	TIME	PLAY (EXTRA POINT) (DRIVE INFO)	CHI	MIA
Dolphins	1	8:38	N.O'Leary 5 yd. pass from B.Osweiler (J.Sanders kick) (7-54, 3:39)	0	7
Bears	3	13:23	T.Burton 9 yd. pass from M.Trubisky (C.Parkey kick) (3-75, 1:37)	7	7
Bears	3	11:28	A.Robinson II 12 yd. pass from M.Trubisky (C.Parkey kick) (1-12, 0:05)	14	7
Dolphins	3	7:50	J.Sanders 50 yd. Field Goal (8-43, 3:38)	14	10
Bears	3	6:50	T.Cohen 21 yd. run (C.Parkey kick) (3-75, 1:00)	21	10
Dolphins	3	0:25	J.Sanders 25 yd. Field Goal (11-68, 6:25)	21	13
Dolphins	4	9:08	A.Wilson 43 yd. pass from B.Osweiler (B.Osweiler-K.Stills pass) (6-80, 3:05)	21	21
Bears	4	3:17	A.Miller 29 yd. pass from M.Trubisky (C.Parkey kick) (11-75, 5:51)	28	21
Dolphins	4	3:01	A.Wilson 75 yd. pass from B.Osweiler (J.Sanders kick) (1-75, 0:16)	28	28
Dolphins	OT	0:00	J.Sanders 47 yd. Field Goal (6-28, 1:55)	28	31

GAME STATISTICS

RUSHING (Att-Yds-TD):

Chicago: J. Howard 14-69, M. Trubisky 8-47-1, T. Cohen 5-31-1, T. Gabriel 1-9, B. Cunningham 3-8.
Miami: F. Gore 15-101, K. Drake 13-57, B. Osweiler 2-8, A. Wilson 1-(-5).

PASSING (A-C-Y-TD):

Chicago: M. Trubisky 31-22-316-3-1.
Miami: B. Osweiler 44-28-380-3-2.

RECEIVING (Rec-Yds-TD):

Chicago: T. Cohen 7-90, T. Gabriel 5-110, A. Robinson II 5-64-1, T. Burton 4-23-1, A. Miller 1-29-1.
Miami: D. Amendola 8-59, A. Wilson 6-155-2, N. O'Leary 4-49-1, K. Drake 4-21, J. Grant 3-32, K. Stills 1-35, F. Gore 1-18, M. Gesicki 1-11.

SACKS (Sk-Yds):

Miami: J. Baker 2-19.
Cincinnati: G. Atkins 2-16, C. Dunlap 1-0.

INTERCEPTIONS (Int-Yds):

Chicago: K. Fuller 2-35.
Miami: T. McDonald 1-0.

FORCED FUMBLES:

Chicago: A. Hicks 1.
Miami: K. Alonso 1, R. Quinn 1.

FUMBLE RECOVERIES (No-Yds):

Chicago: E. Goldman 1-0.
Miami: K. Alonso 1-0, X. Howard 1-0

TEAM STATS

	CHI	MIA
FIRST DOWNS	23	23
Rushing	8	6
Passing	11	15
Penalty	4	2
3RD-DOWN EFFICIENCY	8 FOR 12	8 FOR 17
4TH-DOWN EFFICIENCY	0 FOR 1	0 FOR 0
TOTAL NET YARDS	467	541
TOTAL NET PLAYS	64	75
Average Gain	7.3	7.2
NET YARDS RUSHING	164	161
Rushes	31	31
Yards per Rush	5.3	5.2
NET YARDS PASSING	303	380
Completed - Attempted	22-31	28-44
Yards per Pass Play	9.2	8.6
Sacked - Yards Lost	2-13	0-0
Had Intercepted	1	2
PUNTS - AVERAGE	2-79-39.5	4-162-40.5
RETURN YARDAGE	56	0
Punts - Return Yards	1-5	0-0
Kickoffs - Return Yards	1-16	0-0
Interceptions - Return Yards	2-35	1-0
PENALTIES - YARDS	6-58	7-67
FUMBLES - LOST	2-2	1-1
RED-ZONE EFFICIENCY	2 FOR 4	1 FOR 3
GOAL-TO-GO EFFICIENCY	0 FOR 2	1 FOR 2
TIME OF POSSESSION	33:25	36:35



2018 GAME RECAPS

WEEK 7

OCT. 21, 2018 | MIAMI GARDENS, FLA.
HARD ROCK STADIUM
ATTENDANCE: 65,265 | TV: FOX

DETROIT 32	MIAMI 21
------------	----------

SCORING SUMMARY					
	1	2	3	4	F
Detroit	7	10	9	6	32
Miami	0	7	7	7	21

The Dolphins kept fighting back after falling behind the Detroit Lions, but they couldn't quite complete the comeback at Hard Rock Stadium.

Quarterback Brock Osweiler, making his second start in place of the injured Ryan Tannehill, passed for 195 yards and two touchdowns, and Kenyan Drake had a 54-yard scoring run in a 32-21 loss against the Detroit Lions.

Osweiler's touchdown passes went to Kenny Stills (5 yards) and Danny Amendola (24 yards), the second coming with exactly 6 minutes left in the fourth quarter.

Drake's touchdown was the longest run of the season for the Dolphins, topping a 32-yard run by Frank Gore against the Chicago Bears last Sunday.

Matthew Stafford threw two touchdown passes, both to tight end Michael Roberts, and LeGarrette Blount had a rushing touchdown for the Lions. Matt Prater kicked four field goals, including a 50-yarder right after the two-minute warning that all but clinched the victory for Detroit.

The Dolphins' last hopes disappeared when Jason Sanders was wide left on a 46-yard field goal attempt with 48 seconds remaining.

It was a difficult afternoon for the Dolphins defense, which gave up 250 rushing yards and failed to come up with a takeaway for the first time this season.

Rookie running back Kerryon Johnson had a 24-yard run on the Lions' first offensive snap and later had a 71-yard run, which was the longest against the Dolphins since 2005. Johnson finished with 158 rushing yards.

The Dolphins never led in the game and trailed 17-7 at halftime and 26-14 after the third quarter.

After the Dolphins went three-and-out on the opening possession of the game, the Lions marched 64 yards in six plays to take a 7-0 lead on Stafford's 15-yard touchdown pass to Roberts.

Johnson's 71-yard run set up a field goal that increased the Detroit lead to 10-0 before the Dolphins responded with a touchdown drive to cut their deficit to three points.

The drive featured a 25-yard completion to Albert Wilson and a 27-yard pass to rookie tight end Mike Gesicki on a third-and-1 before ending with Osweiler's TD pass to Stills in the back of the end zone on third-and-goal.

SCORING DRIVES					
TEAM	QTR	TIME	PLAY (EXTRA POINT) (DRIVE INFO)	DET	MIA
Lions	1	9:12	M.Roberts 15 yd. pass from M.Stafford (M.Prater kick) (6-64, 3:36)	7	0
Lions	2	12:34	M.Prater 29 yd. Field Goal (6-85, 2:38)	10	0
Dolphins	2	7:33	K.Stills 5 yd. pass from B.Osweiler (J.Sanders kick) (11-77, 5:01)	10	7
Lions	2	1:02	L.Blount 2 yd. run (M.Prater kick) (12-75, 6:31)	17	7
Lions	3	8:32	M.Prater 28 yd. Field Goal (12-65, 6:28)	20	7
Dolphins	3	7:06	K.Drake 54 yd. run (J.Sanders kick) (5-75, 1:26)	20	14
Lions	3	3:16	M.Roberts 4 yd. pass from M.Stafford (run failed) (6-75, 3:50)	26	14
Lions	4	10:04	M.Prater 35 yd. Field Goal (7-63, 3:59)	29	14
Dolphins	4	6:00	D.Amendola 24 yd. pass from B.Osweiler (J.Sanders kick) (10-75, 4:04)	29	21
Lions	4	1:55	M.Prater 50 yd. Field Goal (8-44, 4:05)	32	21

GAME STATISTICS

RUSHING (Att-Yds-TD):

Detroit: K. Johnson 19-158, L. Blount 10-50-1, G. Tate 1-30, M. Stafford 4-9, A. Abdullah 1-1.
Miami: K. Drake 6-72-1, F. Gore 10-29, A. Wilson 2-4, B. Osweiler 1-2.

PASSING (A-C-Y-TD-I):

Detroit: M. Stafford 22-18-217-2-0.
Miami: B. Osweiler 31-22-239-2-0.

RECEIVING (Rec-Yds-TD):

Detroit: G. Tate 4-36, M. Roberts 3-48-2, M. Jones 3-29, K. Golladay 2-37, K. Johnson 2-21, L. Willson 2-8, T. Jones 1-26, A. Abdullah 1-12.
Miami: D. Amendola 6-84-1, K. Drake 4-15, M. Gesicki 3-44, A. Wilson 3-32, J. Grant 2-32, N. O'Leary 2-23, K. Stills 1-5-1, F. Gore 1-4.

SACKS (Sk-Yds):

Detroit: R. Jean Francois 2-14, R. Okwara 1-8, J. Davis 1-2.
Miami: A. Branch 1-8.

INTERCEPTIONS (Int-Yds):

Detroit: None.
Miami: None.

FORCED FUMBLES:

Detroit: None.
Miami: A. Branch 1, R. McMillan 1.

FUMBLE RECOVERIES (No-Yds):

Detroit: None.
Miami: None.

TEAM STATS	DET	MIA
FIRST DOWNS	24	19
Rushing	12	4
Passing	10	12
Penalty	2	3
3RD-DOWN EFFICIENCY	2 FOR 8	6 FOR 11
4TH-DOWN EFFICIENCY	1 FOR 1	0 FOR 0
TOTAL NET YARDS	457	322
TOTAL NET PLAY	58	54
Average Gain	7.9	6.0
NET YARDS RUSHING	248	107
Rushes	35	19
Yards per Rush	7.1	5.6
NET YARDS PASSING	209	215
Completed - Attempted	18-22	22-31
Yards per Pass Play	9.1	6.1
Sacked - Yards Lost	1-8	4-24
Had Intercepted	0	0
PUNTS - AVERAGE	1-61-61.0	4-182-45.5
RETURN YARDAGE	15	93
Punts - Return Yards	2-15	1-19
Kickoffs - Return Yards	0-0	3-74
Interceptions - Return Yards	0-0	0-0
PENALTIES - YARDS	6-43	4-50
FUMBLES - LOST	2-0	0-0
RED-ZONE EFFICIENCY	3 FOR 6	1 FOR 1
GOAL-TO-GO EFFICIENCY	2 FOR 3	1 FOR 1
TIME OF POSSESSION	33:39	26:21

2018 GAME RECAPS

WEEK 8

OCT. 25, 2018 | HOUSTON, TEXAS
NRG STADIUM
ATTENDANCE: 71,726
TV: FOX/NFL NETWORK/AMAZON

SCORING SUMMARY

MIAMI 23	HOUSTON 42						
		1	2	3	4	F	
		Miami	7	3	10	3	23
		Houston	7	7	14	14	42

The Dolphins had some memorable offensive plays Thursday night, but the Houston Texans simply had more.

Wide receiver DeVante Parker had a career-high 134 receiving yards, Kenyan Drake had two touchdowns, and wide receiver Danny Amendola threw a touchdown pass, but it wasn't enough for the Dolphins to prevent a 42-23 loss at NRG Stadium.

Rookie kicker Jason Sanders accounted for the rest of the Dolphins scoring with three field goals, from 37, 41 and 46 yards.

Houston quarterback DeShaun Watson threw five touchdown passes, including two to rookie tight end Jordan Thomas and two to wide receiver DeAndre Hopkins. One of those was a 48-yard connection, and the other touchdown pass was a 73-yard hook-up with Will Fuller.

Former Dolphins running back Lamar Miller rushed for 133 yards, including a 58-yard run early in the third quarter.

The game featured some highlight-reel plays, including a 46-yard reception by Parker on a pass that was momentarily caught by Jakeem Grant, knocked loose and then bounced off a Texans defender's helmet. There also was a circus one-handed catch by Hopkins that was nullified by offsetting penalties.

Most of all, there was disappointment for the Dolphins.

In addition to the two long pass plays, the Dolphins also gave up 188 rushing yards.

The Dolphins entered the second half trailing 14-10, but were outscored 28-13 in the final two quarters.

The deficit quickly grew to 21-10 after the 58-yard run by Miller. That set up Watson's second touchdown pass to Thomas, which came on a fourth-and-goal from the 2-yard line.

Amendola's touchdown pass cut the deficit to 21-17 and made the Dolphins the first team in NFL history to have two wide receivers with TD passes in the same season. Albert Wilson was the first to do it when he connected with Grant against the Oakland Raiders in Week 3.

Houston answered Amendola's touchdown pass just two plays later when Watson connected with Fuller on the long touchdown pass.

The Dolphins cut their deficit to 28-20 late in the third quarter when Sanders kicked a 41-yard field goal.

SCORING DRIVES

TEAM	QTR	TIME	PLAY (EXTRA POINT)	(DRIVE INFO)	MIA	HOU
Dolphins	1	4:58	K.Drake 12 yd. run	(J.Sanders kick 9-69, 4:32)	7	0
Texans	1	0:31	L.Miller 2 yd. run	(K.Fairbairn kick 9-75, 4:27)	7	7
Texans	2	14:14	J.Thomas 13 yd. pass from D.Watson	(K.Fairbairn kick 2-16, 0:36)	7	14
Dolphins	2	2:57	J.Sanders 37 yd. Field Goal	(10-61, 4:32)	10	14
Texans	3	11:34	J.Thomas 2 yd. pass from D.Watson	(K.Fairbairn kick 6-75, 3:26)	10	21
Dolphins	3	4:55	K.Drake 28 yd. pass from D.Amendola	(J.Sanders kick 4-51, 1:46)	17	21
Texans	3	4:21	W.Fuller 73 yd. pass from D.Watson	(K.Fairbairn kick 6-75, 0:34)	17	28
Dolphins	3	0:36	J.Sanders 41 yd. Field Goal	(7-52, 3:45)	20	28
Texans	4	14:49	D.Hopkins 49 yd. pass from D.Watson	(K.Fairbairn kick 2-49, 0:47)	20	35
Dolphins	4	11:26	J.Sanders 46 yd. Field Goal	(7-46, 3:23)	23	35
Texans	4	7:34	D.Hopkins 2 yd. pass from D.Watson	(K.Fairbairn kick 6-75, 3:52)	23	42

GAME STATISTICS

RUSHING (Att-Yds-TD):

Houston: L. Miller 18-133-1, A. Blue 15-42, D. Watson 1-14, B. Weeden 1-(-1).

PASSING (A-C-Y-TD-I):

Miami: B. Osweiler 37-21-241-0-1, D. Amendola 1-1-28-1-0.
Houston: D. Watson 20-16-239-5-0.

RECEIVING (Rec-Yds-TD):

Miami: D. Parker 6-134, D. Amendola 5-43, J. Grant 4-36, M. Gesicki 4-14, K. Drake 2-37-1, F. Gore 1-5.
Houston: D. Hopkins 6-82-2, W. Fuller 5-124-1, J. Thomas 4-29-2, T. Ervin 1-4.

SACKS (Sk-Yds):

Houston: T. Mathieu 1-9, J. Watt 1-6.

INTERCEPTIONS (Int-Yds):

Houston: J. Reid 1-21.

FORCED FUMBLES:

Miami: None.
Houston: None.

FUMBLE RECOVERIES (No-Yds):

Miami: None.
Houston: None.

TEAM STATS	MIA	HOU
FIRST DOWNS	18	17
Rushing	6	8
Passing	11	8
Penalty	1	1
3RD-DOWN EFFICIENCY	4 FOR 13	6 FOR 12
4TH-DOWN EFFICIENCY	0 FOR 1	1 FOR 1
TOTAL NET YARDS	370	427
TOTAL NET PLAYDS	65	55
Average Gain	5.7	7.8
NET YARDS RUSHING	116	188
Rushes	25	35
Yards per Rush	4.6	5.4
NET YARDS PASSING	254	239
Completed - Attempted	22-38	16-20
Yards per Pass Play	6.4	12.0
Sacked - Yards Lost	2-15	0-0
Had Intercepted	1	0
PUNTS - AVERAGE	41-88-47.0	5-211-42.2
RETURN YARDAGE	109	34
Punts - Return Yards	2-29	1-13
Kickoffs - Return Yards	3-80	0-0
Interceptions - Return Yards	0-0	1-21
PENALTIES - YARDS	5-63	8-57
FUMBLES - LOST	0-0	0-0
RED-ZONE EFFICIENCY	1 FOR 2	4 FOR 4
GOAL-TO-GO EFFICIENCY	0 FOR 0	3 FOR 3
TIME OF POSSESSION	31:09	28:51



2018 GAME RECAPS

WEEK 9

NOV. 4, 2018 | MIAMI GARDENS, FLA.
HARD ROCK STADIUM
ATTENDANCE: 65,533 | TV: CBS

N.Y. JETS 6	MIAMI 13
-------------	----------

SCORING SUMMARY					
	1	2	3	4	F
N.Y. Jets	0	3	0	3	6
Miami	0	6	0	7	13

The Dolphins defense bounced back in a big way.

Linebacker Jerome Baker had a pick-six, one of four interceptions for the defense, and Cameron Wake and Akeem Spence each had two sacks in a 13-6 victory at Hard Rock Stadium.

Baker's touchdown with 10:48 left in the fourth quarter gave the Dolphins a 13-3 lead. The Jets moved back within a touchdown with a 56-yard field goal by Jason Myers.

After the Jets moved closer with a 56-yard field goal by Jason Myers, the Dolphins clinched their victory with interceptions by safeties T.J. McDonald and Walt Aikens. In the first half against the Jets, linebacker Kiko Alonso had his third interception of the season, moving within one of the team single-season record for linebacker, which was set by John Bramlett in 1967.

Baker became the first Dolphins rookie since 2009 to return an interception for a touchdown. Cornerback Vontae Davis did it back then against Buffalo.

Wake's two sacks gave him 17 multi-sack games in his brilliant career.

In this defensive struggle, there weren't many offensive highlights, though running back Frank Gore continued his climb on the NFL's all-time charts. With a 7-yard run in the third quarter, Gore passed Barry Sanders to move into sixth place for most yards from scrimmage.

The Dolphins led 6-3 at halftime after a defensive battle that saw the teams combine to go 0-for-10 on third-down conversions before the Dolphins converted in the second quarter.

Head Coach Adam Gase was aggressive, going for it twice on fourth down in the first half with the Dolphins converting both times.

The Dolphins advanced into Jets territory on the opening possession of the game after a 25-yard completion from Brock Osweiler to Danny Amendola on the first snap, but the drive ended with a sack on third down.

The Dolphins opened the scoring early in the second quarter on Jason Sanders' 43-yard field goal, which was set up by Alonso's interception that was accompanied by a personal foul penalty on the Jets.

The Dolphins added to their lead with Sanders' second field goal with 1:11 left in the half that culminated a 14-play, 51-yard drive. The big play in the drive was Osweiler's 7-yard pass to Kenyan Drake on fourth-and-3 from the Jets 38-yard line. That was followed shortly thereafter by a 16-yard completion to Jakeem Grant on third-and-12 from the Jets 33.

The Jets cut into the Dolphins lead by marching 45 yards in 51 seconds to get a 48-yard field goal by Myers with 20 seconds left. The big play in the drive was a 20-yard completion from Sam Darnold to running back Elijah McGuire.

Rookie first-round pick Minkah Fitzpatrick showed off his versatility by lining up at boundary cornerback and safety, as well as nickel corner.

Wide receiver Kenny Stills returned to action after missing the Thursday night game against the Houston Texans because of a groin injury.

SCORING DRIVES					
TEAM	QTR	TIME	PLAY (EXTRA POINT) (DRIVE INFO)	NYJ	MIA
Dolphins	2	12:39	J.Sanders 43 yd. Field Goal (6-18, 3:15)	0	3
Dolphins	2	1:11	J.Sanders 27 yd. Field Goal (14-51, 6:03)	0	6
Jets	2	0:20	J.Myers 48 yd. Field Goal (7-45, 0:51)	3	6
Dolphins	4	10:48	J.Baker 25 yd. interception return (J.Sanders kick)	3	13
Jets	4	5:57	J.Myers 56 yd. Field Goal (9-37, 4:51)	6	13

GAME STATISTICS

RUSHING (Att-Yds-TD):

N.Y. Jets: I. Crowell 13-49, E. McGuire 7-30, R. Anderson 1-1.
Miami: F. Gore 20-53, K. Drake 3-9, B. Osweiler 3-4, K. Ballage 1-(-2).

PASSING (A-C-Y-TD-I):

N.Y. Jets: S. Darnold 39-21-229-0-4.
Miami: B. Osweiler 24-15-139-0-0.

RECEIVING (Rec-Yds-TD):

N.Y. Jets: C. Herndon 4-62, R. Anderson 4-32, Q. Enunwa 3-40, E. McGuire 3-37, J. Kearse 3-20, T. Cannon 1-15, I. Crowell 1-11, E. Tomlinson 1-6, J. Leggett 1-6.
Miami: D. Amendola 5-47, K. Drake 4-26, K. Ballage 2-17, K. Stills 1-19, J. Grant 1-16, D. Parker 1-8, F. Gore 1-6.

SACKS (Sk-Yds):

N.Y. Jets: J. Jenkins 2-19, A. Williamson 1-8, J. Attaochu 1-8.
Miami: C. Wake 2-17, A. Spence 2-10.

INTERCEPTIONS (Int-Yds):

N.Y. Jets: None.
Miami: J. Baker 1-25-1, K. Alonso 1-14, T. McDonald 1-10, W. Aikens 1-0.

FORCED FUMBLES:

N.Y. Jets: None.
Miami: None.

FUMBLE RECOVERIES (No-Yds):

N.Y. Jets: None.
Miami: None.

TEAM STATS	NYJ	MIA
FIRST DOWNS	15	7
Rushing	5	1
Passing	8	6
Penalty	2	0
3RD-DOWN EFFICIENCY	2 FOR 13	3 FOR 16
4TH-DOWN EFFICIENCY	0 FOR 2	2 FOR 2
TOTAL NET YARDS	282	168
TOTAL NET PLAYS	64	55
Average Gain	4.4	3.1
NET YARDS RUSHING	80	64
Rushes	21	27
Yards per Rush	3.8	2.4
NET YARDS PASSING	202	104
Completed - Attempted	21-39	15-24
Yards per Pass Play	4.7	3.7
Sacked - Yards Lost	4-27	4-35
Had Intercepted	4	0
PUNTS - AVERAGE	6-277-46.2	9-402-44.7
RETURN YARDAGE	17	110
Punts - Return Yards	2-17	3-37
Kickoffs - Return Yards	0-0	1-24
Interceptions - Return Yards	0-0	4-49
PENALTIES - YARDS	5-45	5-55
FUMBLES - LOST	0-0	0-0
RED-ZONE EFFICIENCY	0 FOR 0	0 FOR 1
GOAL-TO-GO EFFICIENCY	0 FOR 0	0 FOR 0
TIME OF POSSESSION	31:34	28:26



2018 GAME RECAPS

WEEK 10

NOV. 11, 2018 | GREEN BAY, WIS.
LAMBEAU FIELD
ATTENDANCE: 78,076 | TV: CBS

SCORING SUMMARY

	1	2	3	4	F
Miami	3	6	3	0	12
Green Bay	7	7	14	3	31

MIAMI 12

GREEN BAY 31

The Dolphins got a lot of big plays on special teams, but those weren't enough for them to pull out a victory at Lambeau Field on Sunday.

Kicker Jason Sanders tied the Dolphins rookie record with four field goals, Leonte Carroo recovered a fumble on a punt return and gained 14 yards on a run off a fake punt, and Brandon Bolden partially blocked a punt to highlight the day on special teams.

Unfortunately for the Dolphins, Aaron Rodgers threw two touchdown passes and Aaron Jones ran for two touchdowns to lead the Packers to 31-12 victory.

Sanders' field goals came from 35, 27, 47 and 40 yards and accounted for all the Dolphins scoring. He tied the rookie record first set by Dan Carpenter in 2008.

Frank Gore rushed for 90 yards on 13 attempts and had a 39-yard run in the first quarter. In the process, he set an NFL record with a 14th consecutive season with at least 500 rushing yards, breaking the tie he shared with Walter Payton and Emmitt Smith.

Robert Quinn had 1.5 sacks for the defense, which came up with a big fourth-down stop in the second quarter but failed to come up with a takeaway.

The game slipped away from the Dolphins in the second half when they were outscored 17-3, even though they became the first team this season to keep Green Bay from scoring on its first possession after halftime.

They cut the Packers lead to 14-12 after Bolden's partial block resulted in a 2-yard punt and gave them the ball at the Green Bay 28.

But Green Bay answered with a 60-yard touchdown drive after Sanders' kickoff went out of bounds, with Jones ending the drive with a 10-yard run. Cornerback Bashaud Breeland's interception of Brock Osweiler, making his fifth consecutive start in place of the injured Ryan Tannehill, set up Green Bay's final touchdown before Mason Crosby added a field goal in the fourth quarter.

Osweiler completed 23 of 37 passes for 213 yards with no touchdowns and the one interception. Danny Amendola had the most productive receiving day with seven catches for 72 yards.

SCORING DRIVES

TEAM	QTR	TIME	PLAY (EXTRA POINT) (DRIVE INFO)	MIA	GB
Packers	1	6:07	D.Adams 7 yd. pass from A.Rodgers (M.Crosby kick) (8-70, 4:54)	0	7
Dolphins	1	1:18	J.Sanders 37 yd. Field Goal (7-31, 3:20)	3	7
Packers	2	14:53	A.Jones 2 yd. run (M.Crosby kick) (3-71, 1:25)	3	14
Dolphins	2	10:29	J.Sanders 25 yd. Field Goal (10-78, 4:24)	6	14
Dolphins	2	2:49	J.Sanders 47 yd. Field Goal (5-16, 2:42)	9	14
Dolphins	3	11:43	J.Sanders 40 yd. Field Goal (4-6, 1:23)	12	14
Packers	3	9:33	A.Jones 10 yd. run (M.Crosby kick) (5-60, 2:10)	12	21
Packers	3	7:25	D.Adams 25 yd. pass from A.Rodgers (M.Crosby kick) (3-12, 1:27)	12	28
Packers	4	8:53	M.Crosby 38 yd. Field Goal (11-60, 5:58)	12	31

GAME STATISTICS

RUSHING (Att-Yds-TD):

Miami: F. Gore 13-90, K. Drake 8-27, L. Carroo 1-14, B. Osweiler 1-0.

Green Bay: A. Jones 15-145-2, R. Greene 1-26, A. Rodgers 6-21, J. Williams 3-3.

PASSING (A-C-Y-TD-I):

Miami: B. Osweiler 37-23-213-0-1.

Green Bay: A. Rodgers 28-19-199-2-0.

RECEIVING (Rec-Yds-TD):

Miami: D. Amendola 7-72, D. Parker 5-43, K. Stills 2-26, F. Gore 2-12, K. Drake 2-11, L. Carroo 1-20, A. Derby 1-13, K. Ballage 1-6, M. Gesicki 1-5, N. O'Leary 1-5.

Green Bay: M. Valdes-Scantling 6-44, D. Adams 4-57-2, A. Jones 3-27, L. Kendricks 2-24, E. St. Brown 2-3, M. Lewis 1-30, J. Graham 1-14.

SACKS (Sk-Yds):

Miami: R. Quinn 1.5-14, C. Wake 0.5-3.

Green Bay: R. Gilbert 1-12, R. Greene 1-12, K. Clark 1-9, K. Fackrell 1-8, D. Lowry 1-7, M. Adams 1-2.

INTERCEPTIONS (Int-Yds):

Miami: None.

Green Bay: B. Breeland 1-26.

FORCED FUMBLES:

Miami: A. Derby 1.

Green Bay: None.

FUMBLE RECOVERIES (No-Yds):

Miami: L. Carroo 1-0.

Green Bay: R. Gilbert 1-0.

TEAM STATS	MIA	GB
FIRST DOWNS	19	21
Rushing	6	10
Passing	11	11
Penalty	2	0
3RD-DOWN EFFICIENCY	4 FOR 14	4 FOR 10
4TH-DOWN EFFICIENCY	3 FOR 4	1 FOR 2
TOTAL NET YARDS	294	377
TOTAL NET PLAYS	66	55
Average Gain	4.5	6.9
NET YARDS RUSHING	131	195
Rushes	23	25
Yards per Rush	5.7	7.8
NET YARDS PASSING	163	182
Completed - Attempted	23-37	19-28
Yards per Pass Play	3.8	6.1
Sacked - Yards Lost	6-50	2-17
Had Intercepted	1	0
PUNTS - AVERAGE	27-38.5	23-18.5
RETURN YARDAGE	97	79
Punts - Return Yards	0-0	1-19
Kickoffs - Return Yards	5-97	2-34
Interceptions - Return Yards	0-0	1-26
PENALTIES - YARDS	3-10	6-45
FUMBLES - LOST	1-1	1-1
RED-ZONE EFFICIENCY	0 FOR 3	4 FOR 4
GOAL-TO-GO EFFICIENCY	0 FOR 1	3 FOR 3
TIME OF POSSESSION	32:03	27:57



2018 GAME RECAPS

WEEK 12

NOV. 25, 2018 | INDIANAPOLIS, IND.
LUCAS OIL STADIUM
ATTENDANCE: 57,069 | TV: CBS

MIAMI 24	INDIANAPOLIS 27
----------	-----------------

SCORING SUMMARY					
	1	2	3	4	F
Miami	7	7	3	7	24
Indianapolis	7	7	0	13	27

The Dolphins used big plays to put themselves in position to win at Lucas Oil Stadium, but they couldn't hold a fourth-quarter lead and the result was a disappointing loss.

Adam Vinatieri kicked a 32-yard field goal on the final play of regulation to give the Indianapolis Colts a 27-24 victory after the Dolphins lead 24-14 early in the fourth quarter.

The winning score came after Andrew Luck threw a 34-yard pass to Chester Rogers on third-and-9 after escaping what appeared to be a certain sack.

The game marked the return to action for Ryan Tannehill, who hadn't played since Week 5 at Cincinnati, and the quarterback had a solid performance. Tannehill completed 17 of 25 passes for 204 yards and two touchdowns with no interceptions, good for a 119.4 passer rating. He also gained 14 yards on three rushing attempts.

Tannehill's touchdown passes went to Kenyan Drake for 32 yards in the first quarter and to wide receiver Leonte Carroo for 74 yards in the second quarter.

Drake also had a rushing touchdown and cornerback Xavier Howard had two interceptions. Defensive end Cameron Wake's sack in the third quarter ended a five-game streak for quarterback Andrew Luck not getting sacked.

Luck did manage to throw three touchdown passes, extending his streak with three or more TD passes to eight games. He connected twice with tight end Eric Ebron and once to fellow tight end Jack Doyle.

Drake scored on a 14-yard run early in the fourth quarter to give the Dolphins a 24-14 lead.

But Indianapolis came back with a 46-yard field goal by Vinatieri and a 12-yard touchdown pass to Ebron before the game-winning kick.

Rookie kicker Jason Sanders broke a 14-14 tie in the third quarter when he made a 29-yard field goal shortly after linebacker Kiko Alonso partially blocked an Indianapolis punt to give the Dolphins the ball at the Colts 42.

Vinatieri was short on a 53-yard attempt in the third quarter. The miss came right after Wake dropped Luck for a sack on a third-and-7 from the Dolphins 20-yard line.

SCORING DRIVES

TEAM	QTR	TIME	PLAY (EXTRA POINT) (DRIVE INFO)	MIA	IND
Dolphins	1	12:22	K.Drake 33 yd. pass from R.Tannehill (J.Sanders kick) (6-75, 2:38)	7	0
Colts	1	9:37	E.Ebron 14 yd. pass from A.Luck (A.Vinatieri kick) (5-75, 2:45)	7	7
Colts	2	1:44	J.Doyle 1 yd. pass from A.Luck (A.Vinatieri kick) (13-73, 5:49)	7	14
Dolphins	2	1:00	L.Carroo 74 yd. pass from R.Tannehill (J.Sanders kick) (2-75, 0:44)	14	14
Dolphins	3	9:14	J.Sanders 29 yd. Field Goal (8-31, 4:18)	17	14
Dolphins	4	13:36	K.Drake 14 yd. run (J.Sanders kick) (9-62, 4:55)	24	14
Colts	4	8:26	A.Vinatieri 46 yd. Field Goal (10-47, 5:10)	24	17
Colts	4	4:25	E.Ebron 12 yd. pass from A.Luck (A.Vinatieri kick) (7-89, 3:18)	24	24
Colts	4	0:00	A.Vinatieri 32 yd. Field Goal (7-44, 2:38)	24	27

GAME STATISTICS

RUSHING (Att-Yds-TD):

Miami: F. Gore 14-67, K. Drake 8-32-1, R. Tannehill 3-14.
Indianapolis: M. Mack 15-85, N. Hines 9-28, A. Luck 2-5.

PASSING (A-C-Y-TD-I):

Miami: R. Tannehill 25-17-204-2-0.
Indianapolis: A. Luck 37-30-343-3-2, J. Brissett 1-1-4-0-0.

RECEIVING (Rec-Yds-TD):

Miami: K. Drake 5-64-1, D. Parker 3-10, D. Smythe 2-27, K. Ballage 2-(-5), L. Carroo 1-74-1, D. Amendola 1-13, F. Gore 1-10, K. Stills 1-6, M. Gesicki 1-5.

Indianapolis: T. Hilton 7-125, E. Ebron 5-45-2, J. Doyle 4-16-1, C. Rogers 3-49, D. Inman 3-40, J. Wilkins 3-32, N. Hines 2-22, M. Mack 2-11, A. Luck 1-4, R. Grant 1-3.

SACKS (Sk-Yds):

Miami: C. Wake 1-10.
Indianapolis: D. Leonard 1-3.

INTERCEPTIONS (Int-Yds):

Miami: X. Howard 2-(-7).
Indianapolis: None.

FORCED FUMBLES:

Miami: R. McMillan 1, C. Wake 1.
Indianapolis: M. Mitchell 1.

FUMBLE RECOVERIES (No-Yds):

Miami: T. McDonald 1-0.
Indianapolis: D. Autry 1-0.

TEAM STATS	MIA	IND
FIRST DOWNS	14	26
Rushing	5	6
Passing	8	17
Penalty	1	3
3RD-DOWN EFFICIENCY	4 FOR 11	4 FOR 12
4TH-DOWN EFFICIENCY	0 FOR 0	2 FOR 2
TOTAL NET YARDS	314	455
TOTAL NET PLAYS	51	65
Average Gain	6.2	7.0
NET YARDS RUSHING	113	118
Rushes	25	26
Yards per Rush	4.5	4.5
NET YARDS PASSING	201	337
Completed - Attempted	17-25	31-38
Yards per Pass Play	7.7	8.6
Sacked - Yards Lost	1-3	1-10
Had Intercepted	0	2
PUNTS - AVERAGE	6-285-47.5	3-103-34.3
RETURN YARDAGE	5	14
Punts - Return Yards	1-0	3-14
Kickoffs - Return Yards	1-12	0-0
Interceptions - Return Yards	2-7	0-0
PENALTIES - YARDS	10-75	7-52
FUMBLES - LOST	2-1	2-1
RED-ZONE EFFICIENCY	1 FOR 2	3 FOR 4
GOAL-TO-GO EFFICIENCY	0 FOR 0	1 FOR 1
TIME OF POSSESSION	28:06	31:54



2018 GAME RECAPS

WEEK 13

DEC. 2, 2018 | MIAMI GARDENS, FLA.
HARD ROCK STADIUM
ATTENDANCE: 65,155 | TV: CBS

SCORING SUMMARY

	1	2	3	4	F
Buffalo	0	6	3	8	17
Miami	7	7	0	7	21

BUFFALO 17

MIAMI 21

This time, it was the Dolphins' turn to come back in the fourth quarter and they pulled out a victory after a major scare.

Ryan Tannehill's third touchdown pass of the game, a 13-yard strike to Kenny Stills, with 8:42 left gave the Dolphins a 21-17 victory against the Buffalo Bills.

Tannehill earlier threw touchdown passes to wide receiver DeVante Parker, as he produced his second three-touchdown game of the season—he also did it against Oakland in Week 3.

Cornerback Xavier Howard came up with two interceptions for a second consecutive week and for the third time this season, a first in Dolphins history. In the process, Howard took over the NFL lead with seven interceptions.

Buffalo rookie first-round pick Josh Allen threw two touchdown passes to wide receiver Zay Jones, the son of former Dolphins linebacker Robert Jones, and the two also connected on a two-point conversion.

Allen also had 135 rushing yards, most of them on scrambles to escape pressure.

Stills' touchdown came after Buffalo had taken its first lead of the game.

The game-winning drive covered 75 yards and included a 25-yard defensive pass interference penalty on linebacker Matt Milano against rookie tight end Mike Gesicki, followed by a 20-yard run by Kenyan Drake.

Buffalo drove to the Miami 23-yard line on its next possession, but cornerback Bobby McCain and Robert Quinn came up with back-to-back sacks before kicker Steven Hauschka was wide left on a 55-yard field goal attempt.

Buffalo had one last chance and got to the Dolphins 25. A completion to Jones to the 5-yard was overturned after video review and on fourth-and-11 from the 30 a scrambling Allen under threw former Dolphins tight end Charles Clay, who was wide open in the end zone.

The Dolphins led 14-6 after a first half that featured 11 combined penalties and two special teams miscues by Buffalo.

For the second consecutive week, the Dolphins opened the game with a touchdown drive, Tannehill hitting Parker with a 18-yard touchdown pass to the first score.

A big play on the drive was a roughing-the-passer penalty that moved the ball ton the Buffalo 33-yard line. The drive also featured the first rushing attempt of the season for veteran running back Brandon Bolden, who gained 10 yards to the Bills 19.

Buffalo got into the end zone early in the second quarter when Allen threw a 15-yard touchdown pass to wide receiver Zay Jones, but Hautschka missed the extra-point attempt and the Dolphins still led 7-6.

SCORING DRIVES

TEAM	QTR	TIME	PLAY (EXTRA POINT) (DRIVE INFO)	BUF	MIA
Dolphins	1	9:42	D.Parker 18 yd. pass from R.Tannehill (J.Sanders kick) (10-75, 5:18)	0	7
Bills	2	11:44	Z.Jones 15 yd. pass from J.Allen (kick failed, wl) (9-55, 5:05)	6	7
Dolphins	2	0:40	K.Drake 3 yd. pass from R.Tannehill (J.Sanders kick) (6-36, 3:01)	6	14
Bills	3	9:02	S.Hauschka 32 yd. Field Goal (10-79, 5:58)	9	14
Bills	4	12:00	Z.Jones 25 yd. pass from J.Allen (J.Allen-Z.Jones pass) (6-83, 3:24)	17	14
Dolphins	4	8:42	K.Stills 13 yd. pass from R.Tannehill (J.Sanders kick) (6-75, 3:18)	17	21

GAME STATISTICS

RUSHING (Att-Yds-TD):

Buffalo: J. Allen 9-135, L. McCoy 15-52, M. Murphy 1-7, C. Ivory 6-4.

Miami: K. Drake 7-31, F. Gore 8-21, B. Bolden 1-10, K. Ballage 4-3, R. Tannehill 3-(-5).

PASSING (A-C-Y-TD-J):

Buffalo: J. Allen 33-18-231-2-2.

Miami: R. Tannehill 24-16-137-3-1.

RECEIVING (Rec-Yds-TD):

Buffalo: Z. Jones 4-67-2, I. McKenzie 4-46, L. McCoy 4-12, K. Benjamin 2-20, P. DiMarco 1-38, R. Foster 1-27, D. Thompson 1-12, C. Clay 1-9.

Miami: D. Parker 4-43-1, K. Stills 4-37-1, B. Butler 4-25, K. Drake 2-13-1, F. Gore 1-10, N. O'Leary 1-9.

SACKS (Sk-Yds):

Buffalo: L. Alexander 1-8, R. Bush 1-8, T. Murphy 1-6.

Miami: R. Quinn 1-7, B. McCain 1-7.

INTERCEPTIONS (Int-Yds):

Buffalo: M. Hyde 1-0.

Miami: X. Howard 2-20.

FORCED FUMBLES:

Buffalo: None.

Miami: R. Quinn 1.

FUMBLE RECOVERIES (No-Yds):

Buffalo: None.

Miami: S. Perry 1-0.

TEAM STATS	BUF	MIA
FIRST DOWNS	24	15
Rushing	10	2
Passing	10	10
Penalty	4	3
3RD-DOWN EFFICIENCY	5 FOR 13	2 FOR 9
4TH-DOWN EFFICIENCY	0 FOR 1	0 FOR 0
TOTAL NET YARDS	415	175
TOTAL NET PLAYS	66	50
Average Gain	6.3	3.5
NET YARDS RUSHING	198	60
Rushes	31	23
Yards per Rush	6.4	2.6
NET YARDS PASSING	217	115
Completed - Attempted	18-33	16-24
Yards per Pass Play	6.2	4.3
Sacked - Yards Lost	2-14	3-22
Had Intercepted	2	1
PUNTS - AVERAGE	4-183-45.8	7-320-45.7
RETURN YARDAGE	31	26
Punts - Return Yards	1-0	2-6
Kickoffs - Return Yards	2-31	1-0
Interceptions - Return Yards	1-0	2-20
PENALTIES - YARDS	13-120	8-89
FUMBLES - LOST	3-1	1-0
RED-ZONE EFFICIENCY	2 FOR 3	3 FOR 3
GOAL-TO-GO EFFICIENCY	1 FOR 1	1 FOR 1
TIME OF POSSESSION	32:57	27:03



National Football League Game Summary

NFL Copyright © 2018 by The National Football League. All rights reserved. This summary and play-by-play is for the express purpose of assisting media in their coverage of the game; any other use of this material is prohibited without the written permission of the National Football League. Updated: 12/3/2018

Date: Sunday, 12/2/2018

Buffalo Bills at Miami Dolphins
at Hard Rock Stadium, Miami Gardens, Fla.

Start Time: 1:02 PM ET

Game Day Weather

Game Weather: Partly Cloudy

Temp: 86° F (30.0° C) Humidity: 68%, Wind: S 15 mph

Played Outdoor on Turf: Natural Grass

Officials

Referee: Hochuli, Shawn (83)
Line Judge: Bradley, Greg (98)
Back Judge: Paganelli, Dino (105)

Umpire: Ellison, Roy (81)
Field Judge: Hill, Tom (97)
Replay Official: Madsen, Carl (0)

Down Judge: Camp, Ed (134)
Side Judge: Hill, Chad (125)

Lineups

Buffalo Bills

Offense	Defense
WR 13 K.Benjamin	DE 90 S.Lawson
LT 73 D.Dawkins	DT 95 K.Williams
LG 75 W.Teller	DT 98 S.Lotulelei
C 66 R.Bodine	DE 55 J.Hughes
RG 74 J.Sirles	SLB 24 T.Johnson
RT 79 J.Mills	MLB 49 T.Edmunds
TE 85 C.Clay	WLB 58 M.Milano
QB 17 J.Allen	CB 27 T.White
WR 10 D.Thompson	CB 47 L.Wallace
RB 25 L.McCoy	SS 23 M.Hyde
WR 11 Z.Jones	FS 21 J.Poyer

Miami Dolphins

Offense	Defense
WR 11 D.Parker	DE 91 C.Wake
LT 78 L.Tunsil	DT 56 D.Godchaux
LG 62 T.Larsen	DT 93 A.Spence
C 64 J.Brendel	DE 94 R.Quinn
RG 77 J.Davis	LB 47 K.Alonso
RT 70 J.James	LB 52 R.McMillan
TE 83 N.O'Leary	LB 29 M.Fitzpatrick
QB 17 R.Tannehill	CB 25 X.Howard
RB 21 F.Gore	CB 28 B.McCain
WR 14 B.Butler	S 20 R.Jones
WR 10 K.Stills	S 22 T.McDonald

Substitutions

K 4 S.Hauschka, P 8 M.Darr, WR 16 R.Foster, WR 18 A.Holmes, WR 19 I.McKenzie, S 20 R.Bush, S 29 S.Neal, CB 30 L.Pitts, RB 33 C.Ivory, FB 42 P.DiMarco, LB 44 D.Lacey, RB 45 M.Murphy, LB 51 J.Stanford, LB 52 C.Thompson, DE 54 E.Yarborough, LB 57 L.Alexander, G 65 I.Boettger, LS 69 R.Ferguson, C/G 72 R.Groy, TE 80 J.Croom, DE 93 T.Murphy, DT 97 J.Phillips, DT 99 H.Phillips

Substitutions

P 2 M.Haack, K 7 J.Sanders, CB 24 T.McTyer, RB 27 K.Ballage, CB 31 C.Armstrong, RB 32 K.Drake, RB 34 S.Perry, CB/S 35 W.Aikens, RB 38 B.Bolden, LB 44 S.Anthony, LB 45 M.Hull, DE 50 A.Branch, LB 55 J.Baker, C 73 W.Johnson, T 79 S.Young, TE 81 D.Smythe, WR 84 I.Ford, TE 86 M.Gesicki, WR 88 L.Carroe, DE 90 C.Harris, LS 92 J.Denney, DT 97 Z.Hood, DT 98 S.Williams

Did Not Play

QB 5 M.Barkley

Did Not Play

QB 8 B.Osweller

Not Active

QB 3 D.Anderson, WR 14 R.McCloud, CB 38 R.Lewis, G 62 V.Ducasse, T 68 C.McDermott, G 76 J.Miller, TE 82 L.Thomas

Not Active

QB 9 D.Fales, C 66 T.Swanson, G 68 I.Asiata, T 74 Z.Sterup, DE 76 J.Woodard, WR 80 D.Amendola, TE 85 A.Derby

Field Goals (made) & missed)

S.Hauschka (32) 55WL

		1	2	3	4	OT	Total
VISITOR:	Buffalo Bills	0	6	3	8	0	17
HOME:	Miami Dolphins	7	7	0	7	0	21

Scoring Plays

Team	Qtr	Time	Play Description (Extra Point) (Drive Info)	Visitor	Home
Dolphins	1	9:42	D.Parker 18 yd. pass from R.Tannehill (J.Sanders kick) (10-75, 5:18)	0	7
Bills	2	11:44	Z.Jones 15 yd. pass from J.Allen (kick failed, w/) (9-55, 5:05)	6	7
Dolphins	2	0:40	K.Drake 3 yd. pass from R.Tannehill (J.Sanders kick) (6-36, 3:01)	6	14
Bills	3	9:02	S.Hauschka 32 yd. Field Goal (10-79, 5:58)	9	14
Bills	4	12:00	Z.Jones 25 yd. pass from J.Allen (J.Allen-Z.Jones pass) (6-83, 3:24)	17	14
Dolphins	4	8:42	K.Stills 13 yd. pass from R.Tannehill (J.Sanders kick) (6-75, 3:18)	17	21
Paid Attendance: 65,155					Time: 3:10



Buffalo Bills vs Miami Dolphins
12/2/2018 at Hard Rock Stadium

Final Individual Statistics

Buffalo Bills										Miami Dolphins									
RUSHING	ATT	YDS	AVG	LG	TD					RUSHING	ATT	YDS	AVG	LG	TD				
J.Allen	9	135	15.0	28	0					K.Drake	7	31	4.4	20	0				
L.McCoy	15	52	3.5	18	0					F.Gore	8	21	2.6	8	0				
M.Murphy	1	7	7.0	7	0					B.Bolden	1	10	10.0	10	0				
C.Ivory	6	4	0.7	4	0					K.Ballage	4	3	0.8	8	0				
										R.Tannehill	3	-5	-1.7	-1	0				
Total	31	198	6.4	28	0					Total	23	60	2.6	20	0				
PASSING	ATT	CMP	YDS	SK/YD	TD	LG	IN	RT		PASSING	ATT	CMP	YDS	SK/YD	TD	LG	IN	RT	
J.Allen	33	18	231	2/14	2	38	2	71.7		R.Tannehill	24	16	137	3/22	3	18	1	103.6	
Total	33	18	231	2/14	2	38	2	71.7		Total	24	16	137	3/22	3	18	1	103.6	
PASS RECEIVING	TAR	REC	YDS	AVG	LG	TD				PASS RECEIVING	TAR	REC	YDS	AVG	LG	TD			
Z.Jones	9	4	67	16.8	25	2				D.Parker	7	4	43	10.8	18	1			
I.McKenzie	4	4	46	11.5	23	0				K.Stills	6	4	37	9.3	13	1			
L.McCoy	4	4	12	3.0	11	0				B.Butler	4	4	25	6.3	14	0			
K.Benjamin	4	2	20	10.0	15	0				K.Drake	4	2	13	6.5	10	1			
P.DiMarco	1	1	38	38.0	38	0				F.Gore	1	1	10	10.0	10	0			
R.Foster	4	1	27	27.0	27	0				N.O'Leary	1	1	9	9.0	9	0			
D.Thompson	1	1	12	12.0	12	0				I.Ford	1	0	0	0.0	0	0			
C.Clay	2	1	9	9.0	9	0													
Total	29	18	231	12.8	38	2				Total	24	16	137	8.6	18	3			
INTERCEPTIONS	NO	YDS	AVG	LG	TD					INTERCEPTIONS	NO	YDS	AVG	LG	TD				
M.Hyde	1	0	0.0	0	0					X.Howard	2	20	10.0	17	0				
Total	1	0	0.0	0	0					Total	2	20	10.0	17	0				
PUNTING	NO	YDS	AVG	NET	TB	IN20	LG			PUNTING	NO	YDS	AVG	NET	TB	IN20	LG		
M.Darr	4	183	45.8	44.3	0	2	53			M.Haack	7	320	45.7	45.7	0	2	56		
Total	4	183	45.8	44.3	0	2	53			Total	7	320	45.7	45.7	0	2	56		
PUNT RETURNS	NO	YDS	AVG	FC	LG	TD				PUNT RETURNS	NO	YDS	AVG	FC	LG	TD			
I.McKenzie	1	0	0.0	2	0	0				K.Stills	2	6	3.0	0	6	0			
M.Hyde	0	0	0.0	1	0	0				[DOWNED]	1	0	0.0	0	0	0			
[DOWNED]	3	0	0.0	0	0	0				[OUT OF BOUNDS]	1	0	0.0	0	0	0			
Total	1	0	0.0	3	0	0				Total	2	6	3.0	0	6	0			
KICKOFF RETURNS	NO	YDS	AVG	FC	LG	TD				KICKOFF RETURNS	NO	YDS	AVG	FC	LG	TD			
I.McKenzie	2	31	15.5	0	19	0				D.Smythe	1	0	0.0	0	0	0			
[TOUCHBACK]	2	0	0.0	0	0	0				[TOUCHBACK]	3	0	0.0	0	0	0			
Total	2	31	15.5	0	19	0				Total	1	0	0.0	0	0	0			
Buffalo Bills																			
FUMBLES	FUM	LOST	OWN-REC	YDS	TD	FORCED	OPP-REC	YDS	TD	OUT-BDS									
C.Ivory	1	0		1	0	0	0	0	0	0									
J.Allen	1	0		0	0	0	0	0	0	0									
I.McKenzie	1	1		0	0	0	0	0	0	0									
W.Teller	0	0		1	0	0	0	0	0	0									
Total	3	1		2	0	0	0	0	0	0									
Miami Dolphins																			
FUMBLES	FUM	LOST	OWN-REC	YDS	TD	FORCED	OPP-REC	YDS	TD	OUT-BDS									
K.Stills	1	0		1	0	0	0	0	0	0									
R.Quinn	0	0		0	0	0	1	0	0	0									
S.Perry	0	0		0	0	0	0	1	0	0									
Total	1	0		1	0	0	1	1	0	0									



Buffalo Bills vs Miami Dolphins
12/2/2018 at Hard Rock Stadium

Final Team Statistics

	Visitor Bills	Home Dolphins
TOTAL FIRST DOWNS	24	15
By Rushing	10	2
By Passing	10	10
By Penalty	4	3
THIRD DOWN EFFICIENCY	5-13-38%	2-9-22%
FOURTH DOWN EFFICIENCY	0-1-0%	0-0-0%
TOTAL NET YARDS	415	175
Total Offensive Plays (inc. times thrown passing)	66	50
Average gain per offensive play	6.3	3.5
NET YARDS RUSHING	198	60
Total Rushing Plays	31	23
Average gain per rushing play	6.4	2.6
Tackles for a loss-number and yards	5-11	5-13
NET YARDS PASSING	217	115
Times thrown - yards lost attempting to pass	2-14	3-22
Gross yards passing	231	137
PASS ATTEMPTS-COMPLETIONS-HAD INTERCEPTED	33-18-2	24-16-1
Avg gain per pass play (inc.# thrown passing)	6.2	4.3
KICKOFFS Number-In End Zone-Touchbacks	4-3-3	4-2-2
PUNTS Number and Average	4-45.8	7-45.7
Had Blocked	0	0
FGs - PATs Had Blocked	0-0	0-0
Net Punting Average	44.3	45.7
TOTAL RETURN YARDAGE (Not Including Kickoffs)	0	26
No. and Yards Punt Returns	1-0	2-6
No. and Yards Kickoff Returns	2-31	1-0
No. and Yards Interception Returns	1-0	2-20
PENALTIES Number and Yards	13-120	8-89
FUMBLES Number and Lost	3-1	1-0
TOUCHDOWNS	2	3
Rushing	0	0
Passing	2	3
EXTRA POINTS Made-Attempts	1-2	3-3
Kicking Made-Attempts	0-1	3-3
Passing Made-Attempts	1-1	0-0
FIELD GOALS Made-Attempts	1-2	0-0
RED ZONE EFFICIENCY	2-3-67%	3-3-100%
GOAL TO GO EFFICIENCY	1-1-100%	1-1-100%
SAFETIES	0	0
FINAL SCORE	17	21
TIME OF POSSESSION	32:57	27:03



Buffalo Bills vs Miami Dolphins
12/2/2018 at Hard Rock Stadium

Ball Possession And Drive Chart

Buffalo Bills

#	Time Recd	Time Lost	Time Poss	How Ball Obtained	Drive Began	# Play	Yds Gain	Yds Pen	Net Yds	1st Down	Last Scrm	How Given Up
1	9:42	6:46	2:56	Kickoff	BUF 25	6	15	0	15	1	BUF 40	Punt
2	3:58	2:49	1:09	Punt	BUF 49	3	-6	0	-6	0	BUF 43	Punt
3	1:49	11:44	5:05	Punt	BUF 45	9	51	4	55	5	* MIA 15	Touchdown
4	9:29	6:46	2:43	Punt	BUF 42	3	8	-5	3	0	BUF 45	Punt
5	0:40	0:00	0:40	Kickoff	BUF 10	6	54	-5	49	3	MIA 41	Interception
6	15:00	9:02	5:58	Kickoff	BUF 7	10	79	0	79	3	* MIA 14	Field Goal
7	6:15	3:17	2:58	Punt	BUF 4	6	25	-2	23	1	BUF 27	Punt
8	1:48	0:32	1:16	Punt	BUF 23	4	3	15	18	1	BUF 41	Interception
9	0:24	12:00	3:24	Interception	BUF 17	6	78	5	83	4	* MIA 25	Touchdown
10	8:42	3:34	5:08	Kickoff	BUF 25	8	43	-5	38	3	MIA 37	Missed FG
11	2:33	0:53	1:40	Punt	BUF 10	7	65	-5	60	3	MIA 30	Downs

(257) Average BUF 23

Miami Dolphins

#	Time Recd	Time Lost	Time Poss	How Ball Obtained	Drive Began	# Play	Yds Gain	Yds Pen	Net Yds	1st Down	Last Scrm	How Given Up
1	15:00	9:42	5:18	Kickoff	MIA 25	10	60	15	75	5	* BUF 18	Touchdown
2	6:46	3:58	2:48	Punt	MIA 13	3	-17	5	-12	0	MIA 1	Punt
3	2:49	1:49	1:00	Punt	MIA 13	3	6	0	6	0	MIA 19	Punt
4	11:44	9:29	2:15	Kickoff	MIA 14	3	-5	0	-5	0	MIA 9	Punt
5	6:46	3:41	3:05	Punt	MIA 22	5	30	-20	10	1	MIA 32	Punt
6	3:41	0:40	3:01	Muffed Punt	BUF 36	6	41	-5	36	3	* BUF 3	Touchdown
7	9:02	6:15	2:47	Kickoff	MIA 25	5	15	0	15	1	MIA 40	Punt
8	3:17	1:48	1:29	Punt	MIA 23	3	2	0	2	0	MIA 25	Punt
9	0:32	0:24	0:08	Interception	MIA 44	1	0	0	0	0	MIA 44	Interception
10	12:00	8:42	3:18	Kickoff	MIA 25	6	39	36	75	5	* BUF 13	Touchdown
11	3:34	2:33	1:01	Missed FG	MIA 45	3	6	0	6	0	BUF 49	Punt
12	0:53	0:00	0:53	Downs	MIA 30	2	-2	0	-2	0	MIA 29	End of Game

(343) Average MIA 29

* inside opponent's 20

Time of Possession by Quarter

Visitor	1st	2nd	3rd	4th	OT	Total
Buffalo Bills	5:54	6:39	10:36	9:48		32:57
Home	9:06	8:21	4:24	5:12		27:03
Miami Dolphins						

Kickoff Drive No.-Start Average

Bills: 4 - BUF 17 Dolphins: 4 - MIA 22



Buffalo Bills vs Miami Dolphins
12/2/2018 at Hard Rock Stadium

Final Defensive Statistics

Buffalo Bills	Regular Defensive Plays											Special Teams					Misc			
	TKL	AST	COMB	SK	/ YDS	TFL	Q	IN	PD	FF	FR	TKL	AST	FF	FR	BL	TKL	AST	FF	FR
M.Milano	4	4	8	0	0	2	1	0	0	0	0	0	0	0	0	0	0	0	0	0
J.Poyer	3	2	5	0	0	0	1	0	1	0	0	0	0	0	0	0	0	0	0	0
M.Hyde	3	1	4	0	0	0	0	1	1	0	0	0	0	0	0	0	0	0	0	0
T.White	3	1	4	0	0	0	0	0	0	0	0	0	0	0	0	0	0	0	0	0
L.Wallace	2	2	4	0	0	0	0	0	0	0	0	0	0	0	0	0	0	0	0	0
T.Edmunds	0	4	4	0	0	0	1	0	1	0	0	0	0	0	0	0	0	0	0	0
R.Bush	2	1	3	1	8	1	1	0	0	0	0	0	0	0	0	0	0	0	0	0
J.Phillips	2	1	3	0	0	0	0	0	1	0	0	0	0	0	0	0	0	0	0	0
E.Yarbrough	1	2	3	0	0	0	0	0	0	0	0	0	0	0	0	0	0	0	0	0
T.Murphy	2	0	2	1	6	1	2	0	0	0	0	0	0	0	0	0	0	0	0	0
T.Johnson	2	0	2	0	0	0	0	0	0	0	0	0	0	0	0	0	0	0	0	0
S.Lotulelei	2	0	2	0	0	0	0	0	0	0	0	0	0	0	0	0	0	0	0	0
L.Alexander	1	0	1	1	8	1	1	0	0	0	0	0	0	0	0	0	0	0	0	0
K.Williams	1	0	1	0	0	0	1	0	0	0	0	0	0	0	0	0	0	0	0	0
J.Hughes	1	0	1	0	0	1	1	0	0	0	0	0	0	0	0	0	0	0	0	0
H.Phillips	1	0	1	0	0	0	0	0	0	0	0	0	0	0	0	0	0	0	0	0
S.Lawson	0	1	1	0	0	0	0	0	0	0	0	0	0	0	0	0	0	0	0	0
S.Neal	0	0	0	0	0	0	0	0	0	0	0	1	0	0	0	0	0	0	0	0
L.Pitts	0	0	0	0	0	0	0	0	0	0	0	1	0	0	0	0	0	0	0	0
P.DiMarco	0	0	0	0	0	0	0	0	0	0	0	1	0	0	0	0	0	0	0	0
J.Stanford	0	0	0	0	0	0	0	0	0	0	0	1	0	0	0	0	0	0	0	0
I.McKenzie	0	0	0	0	0	0	0	0	0	0	0	0	0	0	0	0	1	0	0	0
M.Murphy	0	0	0	0	0	0	0	0	0	0	0	0	0	0	0	0	1	0	0	0
C.Ivory	0	0	0	0	0	0	0	0	0	0	0	0	0	0	0	0	0	0	0	1
W.Teller	0	0	0	0	0	0	0	0	0	0	0	0	0	0	0	0	0	0	0	1
Total	30	19	49	3	22	6	9	1	4	0	0	4	0	0	0	0	2	0	0	2

TKL = Tackle AST = Assist COMB = Combined QH=QB Hit IN = Interception PD = Pass Defense FF = Forced Fumble FR = Fumble Recovery

Miami Dolphins	Regular Defensive Plays											Special Teams					Misc			
	TKL	AST	COMB	SK	/ YDS	TFL	QH	IN	PD	FF	FR	TKL	AST	FF	FR	BL	TKL	AST	FF	FR
K.Alonso	8	3	11	0	0	1	0	0	0	0	0	0	0	0	0	0	0	0	0	0
R.McMillan	6	2	8	0	0	2	0	0	0	0	0	0	0	0	0	0	0	0	0	0
R.Jones	6	1	7	0	0	0	0	0	0	0	0	0	0	0	0	0	0	0	0	0
M.Fitzpatrick	4	1	5	0	0	0	0	0	2	0	0	0	0	0	0	0	0	0	0	0
B.McCain	4	0	4	1	7	2	1	0	0	0	0	0	0	0	0	0	0	0	0	0
X.Howard	3	1	4	0	0	0	0	2	2	0	0	0	0	0	0	0	0	0	0	0
T.McDonald	2	2	4	0	0	0	0	0	0	0	0	0	0	0	0	0	0	0	0	0
R.Quinn	2	0	2	1	7	1	0	0	0	1	0	0	0	0	0	0	0	0	0	0
C.Wake	2	0	2	0	0	1	0	0	0	0	0	0	0	0	0	0	0	0	0	0
D.Godchaux	1	1	2	0	0	0	1	0	0	0	0	0	0	0	0	0	0	0	0	0
A.Branch	1	1	2	0	0	1	0	0	0	0	0	0	0	0	0	0	0	0	0	0
C.Harris	1	0	1	0	0	0	1	0	0	0	0	0	0	0	0	0	0	0	0	0
S.Williams	1	0	1	0	0	0	0	0	0	0	0	0	0	0	0	0	0	0	0	0
J.Baker	1	0	1	0	0	0	0	0	0	0	0	0	0	0	0	0	0	0	0	0
Z.Hood	0	1	1	0	0	0	0	0	0	0	0	0	0	0	0	0	0	0	0	0
A.Spence	0	0	0	0	0	0	3	0	0	0	0	0	0	0	0	0	0	0	0	0
S.Anthony	0	0	0	0	0	0	0	0	0	0	0	1	0	0	0	0	0	0	0	0
T.McTyer	0	0	0	0	0	0	0	0	0	0	0	1	0	0	0	0	0	0	0	0
K.Stills	0	0	0	0	0	0	0	0	0	0	0	0	0	0	1	0	1	0	0	0
S.Perry	0	0	0	0	0	0	0	0	0	0	0	0	0	0	1	0	0	0	0	0
Total	42	13	55	2	14	8	6	2	4	1	0	2	0	0	2	0	1	0	0	0



Buffalo Bills vs Miami Dolphins
12/2/2018 at Hard Rock Stadium

First Half Summary

PERIOD SCORES						TIME OF POSSESSION														
Bills	0 6 = 6					Bills	12:33													
Dolphins	7 7 = 14					Dolphins	17:27													
Scoring Plays																				
Team	Qtr	Time	Play Description (Extra Point) (Drive Info)						Visitor	Home										
Dolphins	1	9:42	D.Parker 18 yd. pass from R.Tannehill (J.Sanders kick) (10-75, 5:18)						0	7										
Bills	2	11:44	Z.Jones 15 yd. pass from J.Allen (kick failed, wl) (9-55, 5:05)						6	7										
Dolphins	2	0:40	K.Drake 3 yd. pass from R.Tannehill (J.Sanders kick) (6-36, 3:01)						6	14										
TOTAL FIRST DOWNS								Buffalo Bills	Miami Dolphins											
First Downs Rushing-Passing-by Penalty								9	9											
								5 - 3 - 1	1 - 7 - 1											
THIRD DOWN EFFICIENCY								3-6-50%	2-6-33%											
TOTAL NET YARDS								122	115											
Total Offensive Plays								27	30											
NET YARDS RUSHING								70	41											
NET YARDS PASSING								52	74											
Gross Yards Passing								52	96											
Times thrown-yards lost attempting to pass								0-0	3-22											
Pass Attempts-Completions-Had Intercepted								11 - 5 - 1	15 - 10 - 0											
Punts-Number and Average								3 - 44.3	4 - 43.3											
Penalties-Number and Yards								6 - 50	5 - 54											
Fumbles-Number and Lost								2 - 1	1 - 0											
Red Zone Efficiency								1-1-100%	2-2-100%											
Average Drive Start								BUF 34	MIA 25											
Buffalo Bills						Miami Dolphins														
RUSHING		ATT	YDS	AVG	LG	TD	RUSHING		ATT	YDS	AVG	LG	TD							
L.McCoy		9	41	4.6	18	0	K.Drake		4	15	3.8	8	0							
J.Allen		3	22	7.3	11	0	F.Gore		5	11	2.2	6	0							
M.Murphy		1	7	7.0	7	0	B.Bolden		1	10	10.0	10	0							
C.Ivory		3	0	0.0	4	0	K.Ballage		1	8	8.0	8	0							
							R.Tannehill		1	-3	-3.0	-3	0							
Total		16	70	4.4	18	0	Total		12	41	3.4	10	0							
PASSING		ATT	CMP	YDS	SK/YD	TD	LG	IN	RT	PASSING		ATT	CMP	YDS	SK/YD	TD	LG	IN	RT	
J.Allen		11	5	52	0/0	1	19	1	52.1	R.Tannehill		15	10	96	3/22	2	18	0	123.9	
Total		11	5	52	0/0	1	19	1	52.1	Total		15	10	96	3/22	2	18	0	123.9	
PASS RECEIVING		TAR	REC	YDS	AVG	LG	TD	PASS RECEIVING		TAR	REC	YDS	AVG	LG	TD					
I.McKenzie		1	1	19	19.0	19	0	D.Parker		5	4	43	10.8	18	1					
K.Benjamin		2	1	15	15.0	15	0	B.Butler		2	2	19	9.5	14	0					
Z.Jones		2	1	15	15.0	15	1	K.Drake		4	2	13	6.5	10	1					
C.Clay		1	1	9	9.0	9	0	K.Stills		2	1	11	11.0	11	0					
L.McCoy		1	1	-6	-6.0	-6	0	F.Gore		1	1	10	10.0	10	0					
R.Foster		2	0	0	0.0	0	0	I.Ford		1	0	0	0.0	0	0					
Total		9	5	52	10.4	19	1	Total		15	10	96	9.6	18	2					
Buffalo Bills				Regular Defensive Plays								Special Teams				Misc				
	TKL	AST	COMB	SK	/ YDS	TFL	Q	IN	PD	FF	FR	TKL	AST	FF	FR	BL	TKL	AST	FF	FR
M.Milano	3	2	5	0	0	0	1	1	0	0	0	0	0	0	0	0	0	0	0	0
L.Wallace	2	2	4	0	0	0	0	0	0	0	0	0	0	0	0	0	0	0	0	0
T.Edmunds	0	3	3	0	0	0	0	1	0	0	0	0	0	0	0	0	0	0	0	0
T.Johnson	2	0	2	0	0	0	0	0	0	0	0	0	0	0	0	0	0	0	0	0
Total	7	7	14	0	0	1	2	0	0	0	0	0	0	0	0	0	0	0	0	0



Buffalo Bills vs Miami Dolphins
12/2/2018 at Hard Rock Stadium

First Half Summary

Miami Dolphins												Regular Defensive Plays					Special Teams					Misc			
	TKL	AST	COMB	SK	/	YDS	TFL	QH	IN	PD	FF	FR	TKL	AST	FF	FR	BL	TKL	AST	FF	FR	TKL	AST	FF	FR
R.McMillan	3	2	5	0	0	2	0	0	0	0	0	0	0	0	0	0	0	0	0	0	0	0	0	0	0
R.Jones	3	1	4	0	0	0	0	0	0	0	0	0	0	0	0	0	0	0	0	0	0	0	0	0	0
K.Alonso	2	1	3	0	0	0	0	0	0	0	0	0	0	0	0	0	0	0	0	0	0	0	0	0	0
A.Branch	1	1	2	0	0	1	0	0	0	0	0	0	0	0	0	0	0	0	0	0	0	0	0	0	0
Total	9	5	14	0	0	3	0	0	0	0	0	0	0	0	0	0	0	0	0	0	0	0	0	0	0



Buffalo Bills vs Miami Dolphins at Hard Rock Stadium

Play By Play

First Quarter

12/2/2018

BUF wins the coin toss and elects to defer. MIA elects to Receive, and BUF elects to defend the east goal.

S.Hauschka kicks 65 yards from BUF 35 to end zone, Touchback.

Miami Dolphins at 15:00

1-10-MIA 25	(15:00) (Shotgun) F.Gore up the middle to MIA 28 for 3 yards (K.Williams).	
2-7-MIA 28	(14:29) (Shotgun) R.Tannehill pass short right to D.Parker to MIA 37 for 9 yards (T.White) [T.Edmunds].	P1
<u>1-10-MIA 37</u>	(13:47) (Shotgun) F.Gore right tackle to MIA 36 for -1 yards (M.Milano; S.Lawson).	
2-11-MIA 36	(13:10) (Shotgun) R.Tannehill pass short left to K.Stills to MIA 47 for 11 yards (T.Johnson).	P2
<u>1-10-MIA 47</u>	(12:33) (Shotgun) R.Tannehill pass short left to B.Butler to BUF 48 for 5 yards (L.Wallace).	
2-5-BUF 48	(11:55) R.Tannehill pass incomplete short right to K.Stills [R.Bush].	
	<i>PENALTY on BUF-R.Bush, Roughing the Passer, 15 yards, enforced at BUF 48 - No Play.</i>	X3
	<i>Penalty on BUF-T.White, Illegal Contact, declined.</i>	
<u>1-10-BUF 33</u>	(11:49) K.Drake up the middle to BUF 29 for 4 yards (J.Poyer; L.Wallace).	
2-6-BUF 29	(11:09) B.Bolden left guard to BUF 19 for 10 yards (L.Wallace, T.Edmunds).	R4
<u>1-10-BUF 19</u>	(10:31) F.Gore up the middle to BUF 18 for 1 yard (E.Yarbrough; J.Phillips).	
2-9-BUF 18	(9:53) (Shotgun) R.Tannehill pass incomplete short right to I.Ford.	
3-9-BUF 18	(9:49) (Shotgun) R.Tannehill pass deep middle to D.Parker for 18 yards, TOUCHDOWN [J.Hughes].	P5
	J.Sanders extra point is GOOD, Center-J.Denney, Holder-M.Haack.	

BUF 0 MIA 7, 10 plays, 75 yards, 1 penalty, 5:18 drive, 5:18 elapsed

J.Sanders kicks 65 yards from MIA 35 to end zone, Touchback.

Buffalo Bills at 9:42

1-10-BUF 25	(9:42) L.McCoy right end to BUF 30 for 5 yards (R.McMillan; X.Howard).	
2-5-BUF 30	(9:08) L.McCoy left end to BUF 34 for 4 yards (D.Godchaux).	
3-1-BUF 34	(8:31) I.Boettger reported in as eligible. J.Allen up the middle to BUF 36 for 2 yards (R.McMillan). BUF-R.Bodine was injured during the play. His return is Questionable.	R1
<u>1-10-BUF 36</u>	(7:56) J.Allen pass incomplete deep right.	
2-10-BUF 36	(7:56) C.Ivory up the middle to BUF 40 for 4 yards (K.Alonso).	
3-6-BUF 40	(7:03) (Shotgun) J.Allen pass incomplete deep left to R.Foster.	
4-6-BUF 40	(6:57) (Punt formation) M.Darr punts 53 yards to MIA 7, Center-R.Ferguson. K.Stills to MIA 13 for 6 yards (S.Neal).	

Miami Dolphins at 6:46

1-10-MIA 13	(6:46) (Shotgun) R.Tannehill right tackle to MIA 10 for -3 yards (M.Milano).	
2-13-MIA 10	(6:03) <i>PENALTY on BUF-K.Williams, Neutral Zone Infraction, 5 yards, enforced at MIA 10 - No Play.</i>	
2-8-MIA 15	(5:39) R.Tannehill sacked at MIA 7 for -8 yards (R.Bush).	
3-16-MIA 7	(4:57) (Shotgun) R.Tannehill sacked at MIA 1 for -6 yards (T.Murphy).	
4-22-MIA 1	Buffalo challenged the runner was down by contact ruling, and the play was Upheld. The ruling on the field stands. (Timeout #1.) (4:09) (Punt formation) M.Haack punts 50 yards to BUF 49, Center-J.Denney, downed by MIA-W.Aikens.	

Buffalo Bills at 3:58

1-10-BUF 49	(3:58) J.Allen pass short left to L.McCoy to BUF 43 for -6 yards (A.Branch).	
2-16-BUF 43	(3:15) J.Allen pass incomplete deep right to K.Benjamin (M.Fitzpatrick).	
	<i>Penalty on BUF-J.Sirles, Offensive Holding, declined.</i>	
3-16-BUF 43	(3:08) (Shotgun) J.Allen pass incomplete deep left to Z.Jones [A.Spence].	
4-16-BUF 43	(2:59) (Punt formation) M.Darr punts 47 yards to MIA 10, Center-R.Ferguson. K.Stills MUFFS catch, touched at MIA 10, and recovers at MIA 13. K.Stills to MIA 13 for no gain (L.Pitts).	

Miami Dolphins at 2:49

1-10-MIA 13	(2:49) (Shotgun) F.Gore right guard to MIA 19 for 6 yards (T.White).	
2-4-MIA 19	(2:09) (Shotgun) R.Tannehill pass incomplete short left to D.Parker (J.Phillips).	
3-4-MIA 19	(2:05) (Shotgun) R.Tannehill pass incomplete deep right to K.Drake (J.Poyer) [K.Williams].	
4-4-MIA 19	(1:59) (Punt formation) M.Haack punts 36 yards to BUF 45, Center-J.Denney, downed by MIA-C.Armstrong.	

Buffalo Bills at 1:49

1-10-BUF 45	(1:49) L.McCoy left guard to BUF 43 for -2 yards (R.Quinn).	
2-12-BUF 43	(1:15) J.Allen scrambles right end to MIA 48 for 9 yards (K.Alonso).	
3-3-MIA 48	(:29) (Shotgun) L.McCoy left tackle pushed ob at MIA 41 for 7 yards (X.Howard).	R2



Buffalo Bills vs Miami Dolphins at Hard Rock Stadium								
END OF QUARTER	Score	Time Poss	First Downs				Efficiencies	
			R	P	X	T	3 Down	4 Down
Buffalo Bills	0	5:54	2	0	0	2	2/4	0/0
Miami Dolphins	7	9:06	1	3	1	5	1/3	0/0



Buffalo Bills vs Miami Dolphins at Hard Rock Stadium

Play By Play

Second Quarter

12/2/2018

Buffalo Bills continued.

<u>1-10-MIA 41</u>	(15:00) L.McCoy left end to MIA 29 for 12 yards (R.Jones, M.Fitzpatrick).	R3
<u>1-10-MIA 29</u>	(14:16) (Shotgun) J.Allen scrambles left end pushed ob at MIA 18 for 11 yards (C.Harris).	R4
<u>1-10-MIA 18</u>	(13:35) C.Ivory left tackle to MIA 18 for no gain (A.Branch; R.McMillan).	
2-10-MIA 18	(12:53) J.Allen pass incomplete short right [A.Spence].	
3-10-MIA 18	(12:45) (Shotgun) J.Allen pass incomplete deep middle to K.Benjamin [J.Baker].	
	<i>PENALTY on MIA-M.Fitzpatrick, Defensive Pass Interference, 14 yards, enforced at MIA 18 - No Play.</i>	X5
<u>1-4-MIA 4</u>	(12:40) (Shotgun) L.McCoy right guard to MIA 5 for -1 yards (R.McMillan).	
2-5-MIA 5	(12:00) (Shotgun) J.Allen scrambles right tackle for 5 yards, TOUCHDOWN NULLIFIED by Penalty.	
	<i>PENALTY on BUF-W.Teller, Offensive Holding, 10 yards, enforced at MIA 5 - No Play.</i>	
2-15-MIA 15	(11:53) (Shotgun) J.Allen pass short right to Z.Jones for 15 yards, TOUCHDOWN.	P6
	<i>PENALTY on MIA-C.Wake, Roughing the Passer, 15 yards, enforced between downs.</i>	
	S.Hauschka extra point is No Good, Wide Left, Center-R.Ferguson, Holder-M.Darr.	

BUF 6 MIA 7, 9 plays, 55 yards, 1 penalty, 5:05 drive, 3:16 elapsed

S.Hauschka kicks 36 yards from 50 to MIA 14. D.Smythe pushed ob at MIA 14 for no gain (P.DiMarco).

Miami Dolphins at 11:44, (1st play from scrimmage 11:43)

1-10-MIA 14	(11:43) F.Gore up the middle to MIA 16 for 2 yards (M.Hyde; T.Edmunds).
2-8-MIA 16	(11:04) K.Drake right tackle to MIA 17 for 1 yard (H.Phillips, R.Bush).
3-7-MIA 17	(10:18) (Shotgun) R.Tannehill sacked at MIA 9 for -8 yards (L.Alexander).
4-15-MIA 9	(9:36) (Punt formation) M.Haack punts 49 yards to BUF 42, Center-J.Denney, fair catch by I.McKenzie.

Buffalo Bills at 9:29

1-10-BUF 42	(9:29) L.McCoy up the middle to BUF 39 for -3 yards (R.McMillan).
2-13-BUF 39	(8:49) C.Ivory right tackle to BUF 35 for -4 yards. FUMBLES, and recovers at BUF 35. C.Ivory to BUF 35 for no gain (B.McCain).
3-17-BUF 35	(8:03) (Shotgun) J.Allen pass short left to K.Benjamin to 50 for 15 yards (M.Fitzpatrick).
4-2-50	<i>(7:15) (No Huddle) PENALTY on BUF, Delay of Game, 5 yards, enforced at 50 - No Play.</i>
4-7-BUF 45	(6:57) (Punt formation) M.Darr punts 33 yards to MIA 22, Center-R.Ferguson, out of bounds.

Miami Dolphins at 6:46

1-10-MIA 22	(6:46) (Shotgun) R.Tannehill pass short left to D.Parker pushed ob at MIA 32 for 10 yards (T.Johnson).	P6
<u>1-10-MIA 32</u>	(6:13) (Shotgun) Direct snap to K.Ballage. K.Ballage up the middle to MIA 40 for 8 yards (S.Lotulelei).	
2-2-MIA 40	(5:39) R.Tannehill pass short middle to K.Ballage to MIA 45 for 5 yards (T.Edmunds).	
	<i>PENALTY on MIA-T.Larsen, Offensive Holding, 10 yards, enforced at MIA 40 - No Play.</i>	
2-12-MIA 30	(5:11) (Shotgun) K.Drake left tackle to MIA 38 for 8 yards (M.Hyde).	
	<i>PENALTY on MIA-J.Davis, Offensive Holding, 10 yards, enforced at MIA 32.</i>	
2-20-MIA 22	(4:45) (Shotgun) R.Tannehill pass incomplete short right to K.Drake [M.Milano].	
3-20-MIA 22	(4:41) (Shotgun) R.Tannehill pass short middle to K.Drake to MIA 32 for 10 yards (M.Milano, L.Wallace).	
4-10-MIA 32	(3:51) (Punt formation) M.Haack punts 38 yards to BUF 30, Center-J.Denney. I.McKenzie MUFFS catch, RECOVERED by MIA-S.Perry at BUF 36. S.Perry to BUF 36 for no gain (J.Stanford).	

Miami Dolphins at 3:41

1-10-BUF 36	(3:41) R.Tannehill pass short right to B.Butler to BUF 22 for 14 yards (M.Milano).	P7
<u>1-10-BUF 22</u>	(2:56) F.Gore left guard to BUF 18 for 4 yards (H.Phillips, T.Edmunds).	
	<i>Penalty on MIA-J.Brendel, Offensive Holding, offsetting, enforced at BUF 22 - No Play.</i>	
	<i>Penalty on BUF-H.Phillips, Tripping, offsetting.</i>	
1-10-BUF 22	(2:27) (Shotgun) R.Tannehill pass incomplete deep left to K.Stills [J.Poyer].	
2-10-BUF 22	(2:23) (Shotgun) K.Drake right tackle to BUF 14 for 8 yards (T.Murphy).	

Two-Minute Warning

3-2-BUF 14	(2:00) (Shotgun) <i>PENALTY on MIA-J.Davis, False Start, 5 yards, enforced at BUF 14 - No Play.</i>	
3-7-BUF 19	(2:00) (Shotgun) R.Tannehill pass short right to F.Gore to BUF 9 for 10 yards (M.Milano; T.Edmunds).	P8
<u>1-9-BUF 9</u>	(1:20) R.Tannehill pass short right to D.Parker to BUF 3 for 6 yards (J.Poyer).	
	Timeout #2 by BUF at 00:44.	
2-3-BUF 3	(:44) (Shotgun) R.Tannehill pass short left to K.Drake for 3 yards, TOUCHDOWN.	P9
	J.Sanders extra point is GOOD, Center-J.Denney, Holder-M.Haack.	

BUF 6 MIA 14, 6 plays, 36 yards, 3:01 drive, 14:20 elapsed



Buffalo Bills vs Miami Dolphins at Hard Rock Stadium

J.Sanders kicks 64 yards from MIA 35 to BUF 1. L.McKenzie to BUF 20 for 19 yards (S.Anthony).

PENALTY on BUF-J.Croom, Offensive Holding, 10 yards, enforced at BUF 20.

Buffalo Bills at 0:40, (1st play from scrimmage 0:34)

1-10-BUF 10 (:34) (Shotgun) M.Murphy left tackle to BUF 17 for 7 yards (R.Jones; K.Alonso).
The Replay Official reviewed the runner was down by contact ruling, and the play was Upheld. The ruling on the field was confirmed.
Timeout #1 by MIA at 00:27.

2-3-BUF 17 (:27) (Shotgun) L.McCoy right guard to BUF 18 for 1 yard (T.McDonald; D.Godchaux).
Timeout #2 by MIA at 00:22.

3-2-BUF 18 (:22) (Shotgun) J.Allen pass short left to C.Clay ran ob at BUF 27 for 9 yards (R.Jones). P7

1-10-BUF 27 (:17) (Shotgun) *PENALTY on BUF-W.Teller, False Start, 5 yards, enforced at BUF 27 - No Play.*

1-15-BUF 22 (:16) (Shotgun) L.McCoy right guard ran ob at BUF 40 for 18 yards (R.Jones). R8

1-10-BUF 40 (:09) (Shotgun) J.Allen pass deep right to L.McKenzie ran ob at MIA 41 for 19 yards. P9

Timeout #3 by BUF at 00:05.

1-10-MIA 41 (:05) (Shotgun) J.Allen pass deep middle intended for R.Foster INTERCEPTED by X.Howard [C.Harris] at MIA -2. X.Howard to MIA 15 for 17 yards (L.McKenzie).

END OF QUARTER

	Score	Time Poss	First Downs				Efficiencies	
			R	P	X	T	3 Down	4 Down
Buffalo Bills	6	6:39	3	3	1	7	1/2	0/0
Miami Dolphins	14	8:21	0	4	0	4	1/3	0/0



Buffalo Bills vs Miami Dolphins at Hard Rock Stadium

Third Quarter

12/2/2018

Play By Play

BUF elects to Receive, and MIA elects to defend the goal.

J.Sanders kicks 63 yards from MIA 35 to BUF 2. L.McKenzie to BUF 22 for 20 yards (T.McTyer).

PENALTY on BUF-A.Holmes, Offensive Holding, 7 yards, enforced at BUF 14.

Buffalo Bills at 15:00, (1st play from scrimmage 14:52)

1-10-BUF 7 (14:52) L.McCoy right tackle to BUF 11 for 4 yards (K.Alonso).
2-6-BUF 11 (14:11) L.Boettger reported in as eligible. L.McCoy right guard to BUF 14 for 3 yards (C.Wake).
3-3-BUF 14 (13:28) (Shotgun) J.Allen scrambles left end to BUF 31 for 17 yards (T.McDonald).
1-10-BUF 31 (12:44) C.Ivory right tackle to BUF 34 for 3 yards (K.Alonso; T.McDonald).
2-7-BUF 34 (12:01) J.Allen scrambles right end ran ob at BUF 44 for 10 yards (K.Alonso).
1-10-BUF 44 (11:19) J.Allen pass short left to P.DiMarco pushed ob at MIA 18 for 38 yards (R.McMillan).
1-10-MIA 18 (10:36) L.McCoy right guard to MIA 17 for 1 yard (T.McDonald).
2-9-MIA 17 (9:55) (Shotgun) J.Allen pass short right to L.McCoy to MIA 14 for 3 yards (X.Howard).
3-6-MIA 14 (9:12) (Shotgun) J.Allen pass incomplete short middle to Z.Jones.
4-6-MIA 14 (9:06) (Field Goal formation) S.Hauschka 32 yard field goal is GOOD, Center-R.Ferguson, Holder-M.Darr.

BUF 9 MIA 14, 10 plays, 79 yards, 5:58 drive, 5:58 elapsed

S.Hauschka kicks 65 yards from BUF 35 to end zone, Touchback.

Miami Dolphins at 9:02

1-10-MIA 25 (9:02) F.Gore right guard to MIA 33 for 8 yards (J.Poyer, M.Milano).
2-2-MIA 33 (8:21) (Shotgun) R.Tannehill pass short right to B.Butler to MIA 36 for 3 yards (T.White; M.Milano).
1-10-MIA 36 (7:41) (Shotgun) R.Tannehill pass short left to K.Stills to MIA 40 for 4 yards (M.Hyde).
2-9-MIA 40 (7:01) K.Ballage right end to MIA 40 for no gain (E.Yarbrough; T.Edmunds). BUF-T.Edmunds was injured during the play. His return is Questionable.
3-6-MIA 40 (6:37) (Shotgun) R.Tannehill pass incomplete short right to D.Parker [M.Hyde].
Penalty on MIA-J.James, Offensive Holding, offsetting, enforced at MIA 40 - No Play.
Penalty on BUF-M.Milano, Defensive Holding, offsetting.
3-6-MIA 40 (6:30) (Shotgun) R.Tannehill pass incomplete deep right to D.Parker.
4-6-MIA 40 (6:24) (Punt formation) M.Haack punts 56 yards to BUF 4, Center-J.Denney, downed by MIA-W.Aikens.

Buffalo Bills at 6:15

1-10-BUF 4 (6:15) PENALTY on BUF-K.Benjamin, False Start, 2 yards, enforced at BUF 4 - No Play.
1-12-BUF 2 (6:15) L.McCoy right guard to BUF 3 for 1 yard (S.Williams).
2-11-BUF 3 (5:42) L.McCoy left guard to BUF 2 for -1 yards (K.Alonso).
3-12-BUF 2 (4:59) (Shotgun) J.Allen pass deep left to Z.Jones ran ob at BUF 24 for 22 yards.
1-10-BUF 24 (4:26) J.Allen pass incomplete short middle to Z.Jones.
2-10-BUF 24 (4:21) L.McCoy left tackle to BUF 27 for 3 yards (K.Alonso; Z.Hood).
3-7-BUF 27 (3:36) (Shotgun) J.Allen pass incomplete deep right to Z.Jones.
Penalty on BUF-J.Mills, Offensive Holding, declined.
4-7-BUF 27 (3:29) (Punt formation) M.Darr punts 50 yards to MIA 23, Center-R.Ferguson, downed by BUF-L.Pitts.

Miami Dolphins at 3:17

1-10-MIA 23 (3:17) F.Gore right end to MIA 25 for 2 yards (E.Yarbrough).
2-8-MIA 25 (2:40) F.Gore right guard to MIA 25 for no gain (J.Phillips, J.Poyer).
3-8-MIA 25 (2:00) (Shotgun) R.Tannehill pass incomplete short left to D.Parker (T.Edmunds).
4-8-MIA 25 (1:55) (Punt formation) M.Haack punts 52 yards to BUF 23, Center-J.Denney, fair catch by I.McKenzie.

Buffalo Bills at 1:48

1-10-BUF 23 (1:48) (Shotgun) J.Allen pass short right to I.McKenzie to BUF 26 for 3 yards (K.Alonso).
PENALTY on MIA-K.Alonso, Lowering the Head to Initiate Contact, 15 yards, enforced at BUF 26.
1-10-BUF 41 (1:27) J.Allen pass incomplete short right.
2-10-BUF 41 (1:23) C.Ivory left end to BUF 41 for no gain (B.McCain).
3-10-BUF 41 (:39) (Shotgun) J.Allen pass deep right intended for K.Benjamin INTERCEPTED by X.Howard at MIA 41. X.Howard to MIA 44 for 3 yards (M.Murphy).

Miami Dolphins at 0:32

1-10-MIA 44 (:32) R.Tannehill pass deep right intended for K.Stills INTERCEPTED by M.Hyde at BUF 17. M.Hyde to BUF 17 for no gain (K.Stills).

Buffalo Bills at 0:24



Buffalo Bills vs Miami Dolphins at Hard Rock Stadium

1-10-BUF 17 (-24) (Shotgun) J.Allen scrambles left guard ran ob at BUF 45 for 28 yards (K.Alonso).

R15

ID OF QUARTER			First Downs					Efficiencies	
	Score	Time Poss	R	P	X	T	3 Down	4 Down	
ffalo Bills	9	10:36	3	2	1	6	2/5	0/0	
ami Dolphins	14	4:24	0	1	0	1	0/2	0/0	



Buffalo Bills vs Miami Dolphins at Hard Rock Stadium

Play By Play

Fourth Quarter

12/2/2018

Buffalo Bills continued.

<u>1-10-BUF 45</u>	(15:00) (Shotgun) J.Allen pass short left to K.Benjamin to 50 for 5 yards (M.Fitzpatrick).	
2-5-50	(14:23) (Shotgun) J.Allen pass short right to D.Thompson to MIA 38 for 12 yards (X.Howard) [A.Spence].	P16
<u>1-10-MIA 38</u>	(13:45) (Shotgun) L.McCoy right end pushed ob at MIA 40 for -2 yards (X.Howard).	
	<i>PENALTY on MIA-X.Howard, Face Mask (15 Yards), 15 yards, enforced at MIA 38 - No Play.</i>	X17
<u>1-10-MIA 23</u>	(13:16) (Shotgun) J.Allen left end to MIA 16 for 7 yards (M.Fitzpatrick).	
2-3-MIA 16	(12:32) (Shotgun) J.Allen pass short right to I.McKenzie to MIA 12 for 4 yards (R.McMillan).	
	<i>PENALTY on BUF-R.Foster, Illegal Block Above the Waist, 10 yards, enforced at MIA 15.</i>	
2-12-MIA 25	(12:05) (Shotgun) J.Allen pass deep middle to Z.Jones for 25 yards, TOUCHDOWN.	P18
	Timeout #1 by BUF at 12:00.	
	TWO-POINT CONVERSION ATTEMPT. J.Allen pass to Z.Jones is complete. ATTEMPT SUCCEEDS.	

BUF 17 MIA 14, 6 plays, 83 yards, 1 penalty, 3:24 drive, 3:00 elapsed

S.Hauschka kicks 65 yards from BUF 35 to end zone, Touchback.

Miami Dolphins at 12:00

1-10-MIA 25	(12:00) (Shotgun) R.Tannehill pass short right to B.Butler to MIA 28 for 3 yards (T.White).	
2-7-MIA 28	(11:20) R.Tannehill pass short middle to K.Stills to MIA 37 for 9 yards (R.Bush).	P11
<u>1-10-MIA 37</u>	(10:34) (Shotgun) R.Tannehill pass incomplete deep left to M.Gesicki.	
	<i>PENALTY on BUF-M.Milano, Defensive Pass Interference, 25 yards, enforced at MIA 37 - No Play.</i>	X12
<u>1-10-BUF 38</u>	(10:34) K.Drake right tackle to BUF 18 for 20 yards (M.Hyde).	R13
<u>1-10-BUF 18</u>	(9:44) K.Drake left guard to BUF 22 for -4 yards (J.Phillips).	
	<i>PENALTY on BUF-J.Phillips, Taunting, 11 yards, enforced at BUF 22.</i>	X14
<u>1-10-BUF 11</u>	(9:28) (Shotgun) K.Ballage left guard to BUF 13 for -2 yards (J.Hughes).	
2-12-BUF 13	(8:48) (Shotgun) R.Tannehill pass short left to K.Stills for 13 yards, TOUCHDOWN [T.Murphy].	P15
	J.Sanders extra point is GOOD, Center-J.Denney, Holder-M.Haack.	

BUF 17 MIA 21, 6 plays, 75 yards, 2 penalties, 3:18 drive, 6:18 elapsed

J.Sanders kicks 65 yards from MIA 35 to end zone, Touchback.

Buffalo Bills at 8:42

1-10-BUF 25	(8:42) (Shotgun) J.Allen pass short left to Z.Jones pushed ob at BUF 30 for 5 yards (M.Fitzpatrick).	
2-5-BUF 30	(8:00) (Shotgun) J.Allen pass incomplete short left to K.Benjamin.	
	<i>PENALTY on MIA-A.Branch, Defensive Offside, 5 yards, enforced at BUF 30 - No Play.</i>	X19
<u>1-10-BUF 35</u>	(7:56) J.Allen pass incomplete deep right to R.Foster.	
2-10-BUF 35	(7:48) (Shotgun) L.McCoy right guard to BUF 38 for 3 yards (R.McMillan).	
	<i>PENALTY on BUF-W.Teller, Offensive Holding, 10 yards, enforced at BUF 35 - No Play.</i>	
2-20-BUF 25	(7:18) (Shotgun) J.Allen scrambles up the middle to 50 for 25 yards (R.McMillan).	R20
<u>1-10-50</u>	(6:37) (Shotgun) J.Allen scrambles left tackle pushed ob at MIA 24 for 26 yards (B.McCain).	R21
<u>1-10-MIA 24</u>	(5:55) C.Ivory left tackle to MIA 23 for 1 yard (J.Baker).	
2-9-MIA 23	(5:14) (Shotgun) J.Allen sacked at MIA 30 for -7 yards (B.McCain).	
3-16-MIA 30	(4:31) (Shotgun) J.Allen sacked at MIA 38 for -8 yards (R.Quinn). FUMBLES (R.Quinn), recovered by BUF-W.Teller at MIA 42. W.Teller to MIA 37 for 5 yards (C.Wake).	
4-23-MIA 37	(3:40) (Field Goal formation) S.Hauschka 55 yard field goal is No Good, Wide Left, Center-R.Ferguson, Holder-M.Darr.	

Miami Dolphins at 3:34

1-10-MIA 45	(3:34) K.Drake right guard to MIA 45 for no gain (S.Lotulelei).	
	Timeout #2 by BUF at 03:30.	
2-10-MIA 45	(3:30) R.Tannehill pass short right to N.O'Leary pushed ob at BUF 46 for 9 yards (J.Poyer).	
	Timeout #3 by BUF at 03:25.	
3-1-BUF 46	(3:24) (Shotgun) Direct snap to K.Ballage. K.Ballage left tackle to BUF 49 for -3 yards (M.Milano).	
4-4-BUF 49	(2:33) (Punt formation) M.Haack punts 39 yards to BUF 10, Center-J.Denney, fair catch by M.Hyde.	

Buffalo Bills at 2:33

1-10-BUF 10	(2:33) (Shotgun) J.Allen pass deep middle to R.Foster to BUF 37 for 27 yards (K.Alonso).	P22
<u>1-10-BUF 37</u>	(2:10) (No Huddle, Shotgun) J.Allen pass short right to L.McCoy pushed ob at BUF 48 for 11 yards (R.Jones).	P23
<u>1-10-BUF 48</u>	(2:02) (Shotgun) J.Allen pass deep right to I.McKenzie pushed ob at MIA 29 for 23 yards (R.Jones).	P24



Buffalo Bills vs Miami Dolphins at Hard Rock Stadium

Two-Minute Warning

- 1-10-MIA 29 (1:52) (Shotgun) J.Allen pass short right to L.McCoy to MIA 25 for 4 yards (R.Jones).
2-6-MIA 25 (1:27) (No Huddle, Shotgun) *PENALTY on BUF-D.Dawkins, False Start, 5 yards, enforced at MIA 25 - No Play. Miami elects to accept 10-second runoff*
2-11-MIA 30 (1:14) (Shotgun) J.Allen pass incomplete deep left [D.Godchaux].
3-11-MIA 30 (1:10) (Shotgun) J.Allen pass deep left to Z.Jones to MIA 6 for 24 yards (M.Fitzpatrick).
The Replay Official reviewed the pass completion ruling, and the play was REVERSED.
(Shotgun) J.Allen pass incomplete deep left to Z.Jones (M.Fitzpatrick).
4-11-MIA 30 (1:05) (Shotgun) J.Allen pass incomplete deep right to C.Clay.

Miami Dolphins at 0:53

- 1-10-MIA 30 (:53) R.Tannehill kneels to MIA 29 for -1 yards.
2-11-MIA 29 (:53) R.Tannehill kneels to MIA 28 for -1 yards.

END OF QUARTER

	Score	Time Poss	First Downs					Efficiencies	
			R	P	X	T	3 Down	4 Down	
Buffalo Bills	17	9:48	2	5	2	9	0/2	0/1	
Miami Dolphins	21	5:12	1	2	2	5	0/1	0/0	



Miscellaneous Statistics Report

Buffalo Bills vs Miami Dolphins
12/2/2018 at Hard Rock Stadium

Ten Longest Plays for Buffalo Bills

Yards	Qtr	Play Start	Play Description
38	3	1-10-BUF 44	(11:19) J.Allen pass short left to P.DiMarco pushed ob at MIA 18 for 38 yards (R.McMillan).
28	3	1-10-BUF 17	(2:24) (Shotgun) J.Allen scrambles left guard ran ob at BUF 45 for 28 yards (K.Alonso).
27	4	1-10-BUF 10	(2:33) (Shotgun) J.Allen pass deep middle to R.Foster to BUF 37 for 27 yards (K.Alonso).
26	4	1-10-50	(6:37) (Shotgun) J.Allen scrambles left tackle pushed ob at MIA 24 for 26 yards (B.McCain).
25	4	2-12-MIA 25	(12:05) (Shotgun) J.Allen pass deep middle to Z.Jones for 25 yards, TOUCHDOWN.
25	4	2-20-BUF 25	(7:18) (Shotgun) J.Allen scrambles up the middle to 50 for 25 yards (R.McMillan).
23	4	1-10-BUF 48	(2:02) (Shotgun) J.Allen pass deep right to I.McKenzie pushed ob at MIA 29 for 23 yards (R.Jones).
22	3	3-12-BUF 2	(4:59) (Shotgun) J.Allen pass deep left to Z.Jones ran ob at BUF 24 for 22 yards.
19	2	1-10-BUF 40	(0:09) (Shotgun) J.Allen pass deep right to I.McKenzie ran ob at MIA 41 for 19 yards.
18	2	1-15-BUF 22	(0:16) (Shotgun) L.McCoy right guard ran ob at BUF 40 for 18 yards (R.Jones).

Ten Longest Plays for Miami Dolphins

Yards	Qtr	Play Start	Play Description
20	4	1-10-BUF 38	(10:34) K.Drake right tackle to BUF 18 for 20 yards (M.Hyde).
18	1	3-9-BUF 18	(9:49) (Shotgun) R.Tannehill pass deep middle to D.Parker for 18 yards, TOUCHDOWN [J.Hughes].
14	2	1-10-BUF 36	(3:41) R.Tannehill pass short right to B.Butler to BUF 22 for 14 yards (M.Milano).
13	4	2-12-BUF 13	(8:48) (Shotgun) R.Tannehill pass short left to K.Stills for 13 yards, TOUCHDOWN [T.Murphy].
11	1	2-11-MIA 36	(13:10) (Shotgun) R.Tannehill pass short left to K.Stills to MIA 47 for 11 yards (T.Johnson).
10	1	2-6-BUF 29	(11:09) B.Bolden left guard to BUF 19 for 10 yards (L.Wallace, T.Edmunds).
10	2	1-10-MIA 22	(6:46) (Shotgun) R.Tannehill pass short left to D.Parker pushed ob at MIA 32 for 10 yards (T.Johnson).
10	2	3-20-MIA 22	(4:41) (Shotgun) R.Tannehill pass short middle to K.Drake to MIA 32 for 10 yards (M.Milano, L.Wallace).
10	2	3-7-BUF 19	(2:00) (Shotgun) R.Tannehill pass short right to F.Gore to BUF 9 for 10 yards (M.Milano, T.Edmunds).
9	1	2-7-MIA 28	(14:29) (Shotgun) R.Tannehill pass short right to D.Parker to MIA 37 for 9 yards (T.White) [T.Edmunds].

Touchdown Scoring Information

		Offense	Defense	Special Teams
VISITOR	Buffalo Bills	2	0	0
HOME	Miami Dolphins	3	0	0

Player Scoring Information

Club	Player	TD	Rush TD	Rec TD	KO TD	Punt TD	Int TD	Fum TD	Misc TD	FG	XP	2Pt Rush	2Pt Rec	Sfty	Points
BUF	Z.Jones	0	0	2	0	0	0	0	0	0	0	0	1	0	14
BUF	S.Hauschka	0	0	0	0	0	0	0	0	1	0	0	0	0	3
MIA	D.Parker	0	0	1	0	0	0	0	0	0	0	0	0	0	6
MIA	K.Stills	0	0	1	0	0	0	0	0	0	0	0	0	0	6
MIA	K.Drake	0	0	1	0	0	0	0	0	0	0	0	0	0	6
MIA	J.Sanders	0	0	0	0	0	0	0	0	0	3	0	0	0	3

Possession Detail

	First Half		Second Half		Game	
	Visitor	Home	Visitor	Home	Visitor	Home
Largest Lead	0	8	3	5	3	8
Drives Leading	0	5	0	5	0	10
Time of Possession Leading	0:00	12:09	0:00	6:18	0:00	18:27
Largest Deficit	-8	0	-5	-3	-8	-3
Drives Trailing	5	0	6	1	11	1
Time of Possession Trailing	12:33	0:00	20:24	3:18	32:57	3:18
Times Score Tied Up		0		0		0
Lead Changes		1		2		3