



NEW ENGLAND PATRIOTS

GAME RELEASE



REGULAR SEASON WEEK 4
NEW ENGLAND PATRIOTS vs. MIAMI DOLPHINS



NEW ENGLAND PATRIOTS

GAME RELEASE

REGULAR SEASON WEEK 4

NEW ENGLAND PATRIOTS vs. MIAMI DOLPHINS



TABLE OF CONTENTS

GAME INFORMATION

Game Summary	3
Broadcast Information.....	3
Media Schedule	3
2018 Patriots Schedule.....	3
2018 AFC East Standings.....	3
2018 Regular Season Statistics.....	4
2018 Player Participation.....	6
2018 Game-By-Game Starters	7
Rosters & Depth Chart.....	8
Matchup Notes	15
What to Look for This Week	19
Week 2 Recap.....	20
Projected Contributors	21

INDIVIDUAL AND TEAM NOTES

Robert Kraft	24
Patriots Team Notes	26
Inside the Numbers	31
Bill Belichick	32
Tom Brady	35
Patriots Offensive Notes	46
Patriots Defensive Notes.....	55
Patriots Special Teams Notes.....	57
Patriots Reference Notes	60
Patriots Playoff Notes.....	62
Patriots Football Network	64

SECTION II

2018 Patriots Stats Pack

SECTION III

2018 Game Summaries



NEW ENGLAND PATRIOTS

GAME RELEASE

REGULAR SEASON WEEK 4

NEW ENGLAND PATRIOTS vs. MIAMI DOLPHINS



MEDIA SCHEDULE

WEDNESDAY, SEPTEMBER 26	
TBD	Media check-in at blue gate and media workroom opens
TBD	Patriots head coach Bill Belichick press availability (media workroom)
TBD	Media availability at practice
TBD	Approximate time for player availability (Patriots locker room)
THURSDAY, SEPTEMBER 27	
TBD	Media check-in at blue gate and media workroom opens
TBD	Media availability at practice
TBD	Approximate time for player availability (Patriots locker room)
FRIDAY, SEPTEMBER 28	
TBD	Media check-in at blue gate and media workroom opens
TBD	Patriots head coach Bill Belichick press availability (media workroom)
TBD	Media availability at practice
TBD	Approximate time for player availability (Patriots locker room)
SATURDAY, SEPTEMBER 29	
4 p.m.	Matt Light Hall of Fame ceremony
SUNDAY, SEPTEMBER 30	
1 p.m.	New England Patriots vs. Miami Dolphins

2018 PATRIOTS SCHEDULE

REGULAR SEASON (1-2)

Sun., Sept. 9	Houston	27-20	W
Sun., Sept. 16	at Jacksonville	20-31	L
Sun., Sept. 23	at Detroit	10-26	L
Sun., Sept. 30	Miami	1:00 p.m.	CBS
Thu., Oct. 4	Indianapolis	8:20 p.m.	FOX
Sun., Oct. 14	Kansas City	8:20 p.m.	NBC*
Sun., Oct. 21	at Chicago	1:00 p.m.	CBS*
Mon., Oct. 29	at Buffalo	8:15 p.m.	ESPN
Sun., Nov. 4	Green Bay	8:20 p.m.	NBC*
Sun., Nov. 11	at Tennessee	1:00 p.m.	CBS*
Sun., Nov. 18	BYE WEEK		
Sun., Nov. 25	at N.Y. Jets	1:00 p.m.	CBS*
Sun., Dec. 2	Minnesota	4:25 p.m.	FOX*
Sun., Dec. 9	at Miami	1:00 p.m.	CBS*
Sun., Dec. 16	at Pittsburgh	4:25 p.m.	CBS*
Sun., Dec. 23	Buffalo	1:00 p.m.	CBS*
Sun., Dec. 30	N.Y. Jets	1:00 p.m.	CBS*

2018 AFC EAST STANDINGS

TEAM	W	L	T	PCT.	PF	PA
Miami Dolphins	3	0	0	1.000	75	52
NEW ENGLAND	1	2	0	.333	57	77
Buffalo Bills	1	2	0	.333	50	84
New York Jets	1	2	0	.333	77	58

GAME SUMMARY

NEW ENGLAND PATRIOTS (1-2) vs. MIAMI DOLPHINS (3-0)

Sunday, Sept. 30, 2018 • Gillette Stadium (65,878) • 1:00 p.m. ET

The New England Patriots will return to the confines of Gillette Stadium following two consecutive road games for their first AFC East matchup on Sunday. Last season, the two teams split the annual series with the Patriots taking a 35-17 win at home against Miami on Nov. 26 followed by a 27-20 loss at Miami on Dec. 11.

In 2017, the Patriots did not play their first AFC East game until Week 6 when they played at the New York Jets. Last season, the Patriots finished 5-1 in the division. The Patriots own an 81-23 (.779) record in regular-season AFC East games since the beginning of the 2001 season, the best intra-division record in the NFL.

BROADCAST INFORMATION

TELEVISION: This week's game will be broadcast by **CBS** and can be seen locally on **WBZ-TV Channel 4**. **Kevin Harlan** will handle play-by-play duties with **Rich Gannon** as the color analyst. **Steve Tasker** will work from the sidelines. The game will be produced by **Jonathan Segal** and directed by **Mark Grant**.

NATIONAL RADIO: Sunday's game will be broadcast to a national audience on **ESPN Radio**. **Mark Kestecher** will call the game with **Kelly Stouffer** providing analysis. **Jeff Darlington** will work from the sidelines.

LOCAL RADIO: **98.5 The Sports Hub** is the flagship station for the Patriots Radio Network. A complete listing of the network's 41 stations can be found in this press release. Play-by-play broadcaster **Bob Socci** will call the action along with former Patriots quarterback **Scott Zolak**, who will provide color analysis. The games are produced by **Marc Cappello**.

MATT LIGHT TO BE HONORED AT HALFTIME

Former offensive tackle Matt Light will be inducted into the Patriots Hall of Fame on the NRG Plaza outside The Patriot Hall of Fame presented by Raytheon on Saturday, Sept. 29, at 4 p.m. The outdoor hall of fame ceremony is free and open to the public. Light will also be honored during halftime of Sunday's game against the Dolphins.

Light has been voted by the fans as the 27th person to be inducted into the Patriots Hall of Fame. He spent his entire 11-year career (2001-11) with New England and played a major role in leading the Patriots to 11 consecutive winning seasons, including nine division championships, five conference crowns and three Super Bowls titles. He joins Kevin Faulk (2016), Troy Brown (2012) and Tedy Bruschi (2013) as the fourth player to enter The Hall as a career Patriot with three Super Bowl rings.

Light anchored the offensive line at left tackle while protecting Tom Brady's blind side for more than a decade. He played in 155 regular-season games with 153 starts, as well as starting all 20 postseason games during his career. As a rookie, he helped the Patriots claim their first Super Bowl title. In 2011, he bookended his career with his fifth Super Bowl appearance, starting at left tackle in Super Bowl XLVI. With that start, he joined Brady (8), Cornelius Bennett (5), John Elway (5) and Charles Haley (5) as the only players in NFL history to start in at least five Super Bowls.

WEEK 4 HIGHLIGHTS

PAGE 15: New England Patriots vs. Miami Dolphins matchup notes

PAGE 19: What to look for in this week's game

PAGE 24: Robert Kraft takes aim at his 300th win as Patriots owner.

PAGE 27: New England owns the NFL's best intra-division record since 2001.

MEDIA CONTACTS

Stacey James, Vice President of Media Relations, staceyj@patriots.com, 508-326-6868

Aaron Salkin, Director of Media Relations, aarons@patriots.com, 508-326-6870

Michael Jurovaty, Asst. Director of Media Relations, mjurovaty@patriots.com, 508-326-6187

Mark Robbins, Media Relations Coordinator, markr@patriots.com, 508-431-7175

Anne Noland, Media Relations Coordinator, annen@patriots.com, 508-431-7773



2018 REGULAR SEASON OFFENSIVE STATISTICS

WON 1, LOST 2

09/09 W 27-20	Houston	65,878
09/16 L 20-31	at Jacksonville	68,527
09/23 L 10-26	at Detroit	61,769
09/30	Miami	
10/04	Indianapolis	
10/14	Kansas City	
10/21	at Chicago	
10/29	at Buffalo	
11/04	Green Bay	
11/11	at Tennessee	
11/25	at N.Y. Jets	
12/02	Minnesota	
12/09	at Miami	
12/16	at Pittsburgh	
12/23	Buffalo	
12/30	N.Y. Jets	

	N.E.	Opp.
TOTAL FIRST DOWNS	53	73
Rushing	17	23
Passing	32	46
Penalty	4	4
3rd Down: Made/Att	10/35	19/39
3rd Down Pct.	28.6	48.7
4th Down: Made/Att	1/2	0/1
4th Down Pct.	50.0	0.0
POSSESSION AVG.	27:03	32:57
TOTAL NET YARDS	900	1219
Avg. Per Game	300.0	406.3
Total Plays	180	210
Avg. Per Play	5.0	5.8
NET YARDS RUSHING	293	430
Avg. Per Game	97.7	143.3
Total Rushes	74	91
NET YARDS PASSING	607	789
Avg. Per Game	202.3	263.0
Sacked/Yards Lost	6/37	4/25
Gross Yards	644	814
Att./Completions	100/64	115/73
Completion Pct.	64.0	63.5
Had Intercepted	2	3
PUNTS/AVERAGE	15/48.0	11/38.7
NET PUNTING AVG.	15/42.1	11/38.7
PENALTIES/YARDS	13/99	19/185
FUMBLES/BALL LOST	4/3	4/2
TOUCHDOWNS	6	8
Rushing	0	1
Passing	6	7
Returns	0	0

* SCORE BY PERIODS	Q1	Q2	Q3	Q4	OT	PTS
TEAM	7	20	17	13	0	57
OPPONENTS	20	20	17	20	0	77

* SCORING	T	D	Ru	Pa	Rt	K	PAT	FG	S	PTS
Gostkowski	0	0	0	0	0	6/ 6	5/ 6	0	21	
Hogan	2	0	2	0	0			0	12	
White	2	0	2	0	0			0	12	
Dorsett	1	0	1	0	0			0	6	
Gordon LG	1	0	1	0	0			0	6	
Gronkowski	1	0	1	0	0			0	6	
TEAM	6	0	6	0	0	6/ 6	5/ 6	0	57	
OPPONENTS	8	1	7	0	0	8/ 8	7/ 7	0	77	

2-Pt Conv: TM 0-0, OPP 0-0
 SACKS: Wise 2.5, Flowers 1.5, TM 4, OPP 6
 FUM/LOST: Brady 1/1, Burkhead 1/0,
 Gronkowski 1/1, McCarron 1/1

* RUSHING	No.	Yds	Avg	Long	TD
Burkhead	24	86	3.6	12	0
Michel	24	84	3.5	15	0
White	13	66	5.1	15	0
Hill	4	25	6.3	11	0
Patterson	4	18	4.5	10	0
Brady	5	14	2.8	10	0
TEAM	74	293	4.0	15	0
OPPONENTS	91	430	4.7	31	1

* RECEIVING	No.	Yds	Avg	Long	TD
White	14	125	8.9	27	2
Gronkowski	13	189	14.5	30	1
Dorsett	12	110	9.2	19	1
Hogan	7	84	12.0	29t	2
Patterson	5	36	7.2	18	0
Develin	4	22	5.5	10	0
J. Hollister	3	35	11.7	23	0
Burkhead	3	31	10.3	19	0
Michel	2	6	3.0	7	0
Gordon LG	1	17	17.0	17t	1
Hill	1	6	6.0	6	0
TEAM	64	644	10.1	30	6
OPPONENTS	73	814	11.2	61t	7

* INTERCEPTIONS	No.	Yds	Avg	Long	TD
Bentley	1	0	0.0	0	0
Gilmore	1	0	0.0	0	0
Van Noy	1	0	0.0	0	0
TEAM	3	0	0.0	0	0
OPPONENTS	2	19	9.5	19	0

* PUNTING	No.	Yds	Avg	Net	TB	In	Lg	B
R. Allen	15	720	48.0	42.1	1	4	59	0
TEAM	15	720	48.0	42.1	1	4	59	0
OPPONENTS	11	426	38.7	38.7	0	6	50	0

* PUNT RETURNS	Ret	FC	Yds	Avg	Long	TD
McCarron	1	3	0	0.0	0	0
C. Jones LG	0	1	0	---	---	0
C. Jones TM	0	1	0	---	---	0
TEAM	1	4	0	0.0	0	0
OPPONENTS	7	2	69	9.9	16	0

* KICKOFF RETURNS	No.	Yds	Avg	Long	TD
Patterson	6	157	26.2	45	0
Michel	2	40	20.0	22	0
TEAM	8	197	24.6	45	0
OPPONENTS	8	192	24.0	36	0

* FIELD GOALS	1-19	20-29	30-39	40-49	50+
Gostkowski	0/ 0	1/ 1	3/ 3	1/ 1	0/ 1
TEAM	0/ 0	1/ 1	3/ 3	1/ 1	0/ 1
OPPONENTS	0/ 0	2/ 2	4/ 4	1/ 1	0/ 0

Gostkowski: (39G,35G) (54N,29G,46G) (36G)

OPP: (42G,36G) (28G) (38G,25G,32G,30G)

* PASSING	Att	Cmp	Yds	Cmp%	Yds/Att	TD	TD%	Int	Int%	Long	Sack/Lost	Rating
Brady	100	64	644	64.0	6.44	6	6.0	2	2.0	30	6/ 37	93.9
TEAM	100	64	644	64.0	6.44	6	6.0	2	2.0	30	6/ 37	93.9
OPPONENTS	115	73	814	63.5	7.08	7	6.1	3	2.6	61t	4/ 25	93.9



2018 REGULAR SEASON DEFENSIVE STATISTICS

PLAYER Name	TACKLES			SACKS			INTERCEPTIONS				FUMBLES				SP. TEAMS				
	TT	UT	A	S	Yds	QH	Int	Yds	TD	PD	FF	FR	Yds	TD	TT	UT	A	FF	FR
Stephon Gilmore	17	15	2	0.0	0.0	0	1	0	0	4	1	0	0	0	0	0	0	0	0
Kyle Van Noy	16	9	7	0.0	0.0	0	1	0	0	1	0	0	0	0	0	0	0	0	0
Devin McCourty	14	9	5	0.0	0.0	0	0	0	0	0	0	0	0	0	1	1	0	0	0
Lawrence Guy	14	7	7	0.0	0.0	2	0	0	0	0	0	0	0	0	0	0	0	0	0
Ja'Whaun Bentley	13	8	5	0.0	0.0	1	1	0	0	1	0	0	0	0	1	1	0	0	0
Elandon Roberts	13	7	6	0.0	0.0	0	0	0	0	0	0	0	0	0	2	1	1	0	0
Duron Harmon	12	10	2	0.0	0.0	0	0	0	0	0	0	1	4	0	0	0	0	0	0
Dont'a Hightower	11	6	5	0.0	0.0	0	0	0	0	0	0	1	0	0	0	0	0	0	0
Jason McCourty	11	9	2	0.0	0.0	0	0	0	0	1	0	0	0	0	2	1	1	0	0
Malcom Brown	9	7	2	0.0	0.0	1	0	0	0	0	0	0	0	0	0	0	0	0	0
Jonathan Jones	9	6	3	0.0	0.0	0	0	0	0	3	0	0	0	0	2	2	0	0	0
Danny Shleton	8	3	5	0.0	0.0	0	0	0	0	0	0	0	0	0	0	0	0	0	0
Trey Flowers	7	4	3	1.5	10.5	3	0	0	0	0	1	0	0	0	0	0	0	0	0
Patrick Chung	7	6	1	0.0	0.0	0	0	0	0	0	0	0	0	0	0	0	0	0	0
Adam Butler	7	3	4	0.0	0.0	0	0	0	0	0	1	0	0	0	0	0	0	0	0
Deatrich Wise Jr.	7	5	2	2.5	14.5	5	0	0	0	0	0	0	0	0	0	0	0	0	0
Eric Rowe	6	5	1	0.0	0.0	0	0	0	0	1	0	0	0	0	0	0	0	0	0
Keionta Davis	3	3	0	0.0	0.0	1	0	0	0	0	0	0	0	0	0	0	0	0	0
Nicholas Grigsby	1	1	0	0.0	0.0	0	0	0	0	0	0	0	0	0	0	0	0	0	0
Adrian Clayborn	1	1	0	0.0	0.0	4	0	0	0	0	0	0	0	0	0	0	0	0	0
J.C. Jackson	1	1	0	0.0	0.0	0	0	0	0	0	0	0	0	0	0	0	0	0	0
Keion Crossen	1	1	0	0.0	0.0	0	0	0	0	0	0	0	0	0	0	0	0	0	0
Brandon King	0	0	0	0.0	0.0	0	0	0	0	0	0	0	0	0	2	2	0	0	0
Joe Cardona	0	0	0	0.0	0.0	0	0	0	0	0	0	0	0	0	1	1	0	0	0
Nate Ebner	0	0	0	0.0	0.0	0	0	0	0	0	0	0	0	0	4	3	1	0	0
Matthew Slater	0	0	0	0.0	0.0	0	0	0	0	0	0	0	0	0	3	2	1	0	0
Geneo Grissom	0	0	0	0.0	0.0	0	0	0	0	0	0	0	0	0	1	0	1	0	0
TOTALS	188	126	62	4.0	25.0	17	3	0	0	11	3	2	4	0	19	14	5	0	0

FUMBLES - LOST (4-3)				
No.	Lost	Own Rec	O.B.	
Tom Brady	1	1	0	0
Rex Burkhead	1	0	0	0
Rob Gronkowski	1	1	0	0
Riley McCarron	1	1	0	0
Chris Hoagan	0	0	1	0
TOTALS	4	3	1	0

KEY	
TT-Total Tackles	Int/Yds-Interceptions/Yards Returned
UT-Unassisted Tackles	PD-Passes Defensed
A-Assisted Tackles	FF-Forced Fumbles

BLOCKED KICKS			
	XP	FG	P
Jeremy Hill	0	0	1
TOTALS	0	0	1

MISC. OFFENSIVE STATS				
	Tkl	Ast	FF	FR
James Develin	1	0	0	0
Sony Michel	1	0	0	0
LaAdrian Waddle	1	0	0	0
TOTALS	3	0	0	0



NEW ENGLAND PATRIOTS 2018 STATS PACK

PATRIOTS PARTICIPATION

Player	Regular Season																			
	GP	GS	DNP	INA	HOU	JAX	DET	MIA	IND	KC	CHI	BUF	GB	TEN	NYJ	MIN	MIA	PIT	BUF	NYJ
Allen, Dwayne	3	2	0	0	TE	TE	sub													
Allen, Ryan	3	0	0	0	sub	sub	sub													
Andrews, David	3	3	0	0	C	C	C													
Barner, Kenjon	0	0	0	1		X														
Bentley, Ja'Whaun	3	2	0	0	LB	sub	LB													
Brady, Tom	3	3	0	0	QB	QB	QB													
Brown, Malcom	3	3	0	0	DT	DT	DT													
Brown, Trent	3	3	0	0	LT	LT	LT													
Burkhead, Rex	3	2	0	0	RB	RB	sub													
Butler, Adam	3	0	0	0	sub	sub	sub													
Cannon, Marcus	2	2	0	1	RT	X	RT													
Cardona, Joe	3	0	0	0	sub	sub	sub													
Chung, Patrick	2	2	0	1	S	S	X													
Clayborn, Adrian	3	1	0	0	sub	sub	RE													
Coleman, Corey	0	0	0	1		X														
Crossen, Keion	1	0	0	2	X	X	sub													
Croston, Cole	0	0	1	1		DNP	X													
Davis, Keionta	3	1	0	0	sub	RE	sub													
Develin, James	3	2	0	0	FB	sub	FB													
Dorsett, Phillip	3	2	0	0	sub	WR	WR													
Ebner, Nate	3	0	0	0	sub	sub	sub													
Flowers, Trey	2	2	0	1	LE	LE	X													
Gilmore, Stephon	3	3	0	0	RCB	RCB	RCB													
Gordon, Josh	0	0	0	1			X													
Gostkowski, Stephen	3	0	0	0	sub	sub	sub													
Grigsby, Nicholas	3	0	0	0	sub	sub	sub													
Grisson, Geneo	3	0	0	0	sub	sub	sub													
Gronkowski, Rob	3	3	0	0	TE	TE	TE													
Guy, Lawrence	3	3	0	0	DT	DT	DT													
Hansen, Chad	0	0	0	1	X															
Harmon, Duron	3	1	0	0	sub	sub	S													
Hightower, Dont'a	3	3	0	0	LB	LB	LB													
Hill, Jeremy	1	0	0	0	sub															
Hogan, Chris	3	1	0	0	sub	sub	WR													
Hollister, Jacob	1	1	0	2	X	TE	X													
Hoyer, Brian	0	0	3	0	DNP	DNP	DNP													
Jackson, J.C.	1	0	0	2	X	X	sub													
Jones, Cyrus	1	0	0	0			sub													
Jones, Jonathan	3	1	0	0	DB	sub	sub													
Karras, Ted	3	0	0	0	sub	sub	sub													
King, Brandon	3	0	0	0	sub	sub	sub													
Mason, Shaq	3	3	0	0	RG	RG	RG													
McCarron, Riley	1	0	0	0	sub															
McCourty, Devin	3	3	0	0	S	S	S													
McCourty, Jason	3	1	0	0	sub	sub	LCB													
Michel, Sony	2	1	0	1	X	sub	RCB													
Patterson, Cordarrelle	3	1	0	0	WR	sub	sub													
Rivers, Derek	1	0	0	2	X	X	sub													
Roberts, Elandon	3	2	0	0	sub	LB	LB													
Rowe, Eric	2	2	0	1	LCB	LCB	X													
Schwenke, Brian	0	0	0	3	X	X	X													
Shelton, Danny	3	0	0	0	sub	sub	sub													
Slater, Matther	3	0	0	0	sub	sub	sub													
Thuney, Joe	3	3	0	0	LG	LG	LG													
Van Noy, Kyle	3	3	0	0	LB	LB	LB													
Waddle, LaAdrian	3	1	0	0	sub	RT	sub													
White, James	3	0	0	0	sub	sub	sub													
Wise, Deatrich Jr.	3	0	0	0	sub	sub	sub													
Totals	134	66	4	21																

X - inactive / CAPS - starters / sub - played / dnp - did not play / PS - Practice Squad

KEY:

Not on active roster



NEW ENGLAND PATRIOTS 2018 STATS PACK GAME-BY-GAME STARTERS

2018 OFFENSIVE STARTERS BY GAME												
Date	Opponent	WR	LT	LG	C	RG	RT	TE	WR	QB	RB	TE
09/09	Houston	C. Patterson	T. Brown	J. Thuney	D. Andrews	S. Mason	M. Cannon	R. Gronkowski	J. Develin (FB)	T. Brady	R. Burkhead	D. Allen
09/16 at	Jacksonville	J. Hollister (TE)	T. Brown	J. Thuney	D. Andrews	S. Mason	L. Waddle	R. Gronkowski	P. Dorsett	T. Brady	R. Burkhead	D. Allen
09/23 at	Detroit	C. Hogan	T. Brown	J. Thuney	D. Andrews	S. Mason	M. Cannon	R. Gronkowski	P. Dorsett	T. Brady	S. Michel	J. Develin (FB)
09/30	Miami											
10/04	Indianapolis											
10/14	Kansas City											
10/21 at	Chicago											
10/29 at	Buffalo											
11/04	Green Bay											
11/11 at	Tennessee											
11/25 at	N.Y. Jets											
12/02	Minnesota											
12/09 at	Miami											
12/16 at	Pittsburgh											
12/23	Buffalo											
12/30	N.Y. Jets											
2018 DEFENSIVE STARTERS BY GAME												
Date	Opponent	LE	DT	DT	RE	LB	LB	LB	LCB	RCB	S	S
09/09	Houston	T. Flowers	L. Guy	M. Brown	J. Bentley (LB)	D. Hightower	K. Van Noy	J. Jones (DB)	E. Rowe	S. Gilmore	P. Chung	D. McCourty
09/16 at	Jacksonville	T. Flowers	L. Guy	M. Brown	K. Davis	D. Hightower	K. Van Noy	E. Roberts	E. Rowe	S. Gilmore	P. Chung	D. McCourty
09/23 at	Detroit	J. Bentley (LB)	L. Guy	M. Brown	A. Clayborn	D. Hightower	K. Van Noy	E. Roberts	J. McCourty	S. Gilmore	D. Harmon	D. McCourty
09/30	Miami											
10/04	Indianapolis											
10/14	Kansas City											
10/21 at	Chicago											
10/29 at	Buffalo											
11/04	Green Bay											
11/11 at	Tennessee											
11/25 at	N.Y. Jets											
12/02	Minnesota											
12/09 at	Miami											
12/16 at	Pittsburgh											
12/23	Buffalo											
12/30	N.Y. Jets											



2018 NEW ENGLAND PATRIOTS ROSTER

AS OF SEPTEMBER 25, 2018

ALPHABETICAL ROSTER

#	NAME	POS	HT	WT	BORN	YR	COLLEGE	H.S. HOMETOWN
83	Allen, Dwayne	TE	6-3	265	2/24/1990	7	Clemson	Fayetteville, N.C.
6	Allen, Ryan	P	6-2	220	2/28/1990	6	Louisiana Tech	Salem, Ore.
60	Andrews, David	C	6-3	300	7/10/1992	4	Georgia	Johns Creek, Ga.
51	Bentley, Ja'Whaun	LB	6-2	255	8/24/1996	R	Purdue	Glenarden, Md.
12	Brady, Tom	QB	6-4	225	8/3/1977	19	Michigan	San Mateo, Calif.
90	Brown, Malcom	DL	6-2	320	2/2/1994	4	Texas	Brenham, Texas
77	Brown, Trent	OL	6-8	380	4/13/1993	4	Florida	Albany, Ga.
34	Burkhead, Rex	RB	5-10	215	7/2/1990	6	Nebraska	Plano, Texas
70	Butler, Adam	DL	6-5	300	4/12/1994	2	Vanderbilt	Duncanville, Texas
61	Cannon, Marcus	OL	6-6	335	5/6/1988	8	Texas Christian	Odessa, Texas
49	Cardona, Joe	LS	6-3	245	4/16/1992	4	Navy	El Cajon, Calif.
23	Chung, Patrick	S	5-11	215	8/19/1987	10	Oregon	Rancho Cucamonga, Calif.
94	Clayborn, Adrian	DE	6-3	280	7/6/1988	8	Iowa	St. Louis, Mo.
35	Crossen, Keion	DB	5-10	185	4/17/1996	R	Western Carolina	Garysburg, N.C.
74	Croston, Cole	OL	6-5	310	12/25/1993	2	Iowa	Sergeant Bluff, Iowa
58	Davis, Keionta	DL	6-4	280	3/1/1994	2	Tennessee-Chattanooga	Chattanooga, Tenn.
46	Develin, James	FB	6-3	255	7/23/1988	6	Brown	Gilbertville, Pa.
13	Dorsett, Phillip	WR	5-10	192	1/5/1993	4	Miami (Fla.)	Ft. Lauderdale, Fla.
43	Ebner, Nate	DB	6-0	215	12/14/1988	7	Ohio State	Dublin, Ohio
11	Edelman, Julian	WR	5-10	198	5/22/1986	10	Kent State	Redwood City, Calif.
98	Flowers, Trey	DL	6-2	265	8/16/1993	4	Arkansas	Huntsville, Ala.
24	Gilmore, Stephon	CB	6-1	202	9/19/1990	7	South Carolina	Rock Hill, S.C.
10	Gordon, Josh	WR	6-3	225	4/13/1991	3	Baylor	Houston, Texas
3	Gostkowski, Stephen	K	6-1	215	1/28/1984	13	Memphis	Madison, Miss.
50	Grigsby, Nicholas	LB	6-2	230	7/2/1992	3	Pittsburgh	Trotwood, Ohio
96	Grisson, Geneo	DL	6-4	265	6/4/1992	4	Oklahoma	Hutchinson, Kan.
87	Gronkowski, Rob	TE	6-6	268	5/14/1989	9	Arizona	Pittsburgh, Pa.
93	Guy, Lawrence	DL	6-4	315	3/17/1990	8	Arizona State	Las Vegas, Nev.
21	Harmon, Duron	DB	6-1	205	1/24/1991	6	Rutgers	Magnolia, Del.
54	Hightower, Dont'a	LB	6-3	260	3/12/1990	7	Alabama	Lewisburg, Tenn.
15	Hogan, Chris	WR	6-1	210	10/24/1987	6	Monmouth	Wykoff, N.J.
47	Hollister, Jacob	TE	6-4	245	11/18/1993	2	Wyoming	Bend, Ore.
2	Hoyer, Brian	QB	6-2	216	10/13/1985	10	Michigan State	North Olmsted, Ohio
27	Jackson, J.C.	DB	6-1	198	11/17/1995	R	Maryland	Immokalee, Fla.
41	Jones, Cyrus	DB	5-10	195	11/29/1993	3	Alabama	Baltimore, Md.
31	Jones, Jonathan	DB	5-10	190	9/20/1993	3	Auburn	Carrollton, Ga.
75	Karras, Ted	OL	6-4	305	3/15/1993	3	Illinois	Indianapolis, Ind.
36	King, Brandon	LB	6-2	220	6/8/1993	4	Auburn	Alabaster, Ala.
69	Mason, Shaq	OL	6-1	310	8/28/1993	4	Georgia Tech	Columbia, Tenn.
32	McCourty, Devin	DB	5-10	195	8/13/1987	9	Rutgers	Montvale, N.J.
30	McCourty, Jason	CB	5-11	195	8/13/1987	10	Rutgers	Montvale, N.J.
26	Michel, Sony	RB	5-11	215	2/17/1995	R	Georgia	Plantation, Fla.
84	Patterson, Cordarrelle	WR	6-2	228	3/17/1991	6	Tennessee	Rock Hill, S.C.
95	Rivers, Derek	DE	6-5	250	5/9/1994	2	Youngstown State	Kinston, N.C.
52	Roberts, Elandon	LB	6-0	238	4/22/1994	3	Houston	Port Arthur, Texas
25	Rowe, Eric	DB	6-1	205	10/3/1992	4	Utah	Klein, Texas
63	Schwenke, Brian	OL	6-3	310	3/22/1991	6	California	Oceanside, Calif.
71	Shelton, Danny	DL	6-2	345	8/20/1993	4	Washington	Auburn, Wash.
18	Slater, Matthew	WR	6-0	205	9/9/1985	11	UCLA	Anaheim, Calif.
62	Thuney, Joe	OL	6-5	308	11/18/1992	3	North Carolina State	Centerville, Ohio
53	Van Noy, Kyle	LB	6-3	250	3/26/1991	5	Brigham Young	Reno, Nev.
68	Waddle, LaAdrian	OL	6-6	315	7/21/1991	6	Texas Tech	Columbus, Texas
28	White, James	RB	5-10	205	2/3/1992	5	Wisconsin	Ft. Lauderdale, Fla.
91	Wise Jr., Deatrich	DL	6-5	275	7/26/1994	2	Arkansas	Carrollton, Texas

NUMERICAL ROSTER

#	NAME	POS
2	Brian Hoyer	QB
3	Stephen Gostkowski	K
6	Ryan Allen	P
10	Josh Gordon	WR
11	Julian Edelman	WR
12	Tom Brady	QB
13	Phillip Dorsett	WR
15	Chris Hogan	WR
18	Matthew Slater	WR
21	Duron Harmon	DB
23	Patrick Chung	S
24	Stephon Gilmore	CB
25	Eric Rowe	DB
26	Sony Michel	RB
27	J.C. Jackson	DB
28	James White	RB
30	Jason McCourty	CB
31	Jonathan Jones	DB
32	Devin McCourty	DB
34	Rex Burkhead	RB
35	Keion Crossen	DB
36	Brandon King	LB
41	Cyrus Jones	DB
43	Nate Ebner	DB
46	James Develin	FB
47	Jacob Hollister	TE
49	Joe Cardona	LS
50	Nicholas Grigsby	LB
51	Ja'Whaun Bentley	LB
52	Elandon Roberts	LB
53	Kyle Van Noy	LB
54	Dont'a Hightower	LB
58	Keionta Davis	DL
60	David Andrews	C
61	Marcus Cannon	OL
62	Joe Thuney	OL
63	Brian Schwenke	OL
68	LaAdrian Waddle	OL
69	Shaq Mason	OL
70	Adam Butler	DL
71	Danny Shelton	DL
74	Cole Croston	OL
75	Ted Karras	OL
77	Trent Brown	OL
83	Dwayne Allen	TE
84	Cordarrelle Patterson	WR
87	Rob Gronkowski	TE
90	Malcom Brown	DL
91	Deatrich Wise Jr.	DL
93	Lawrence Guy	DL
94	Adrian Clayborn	DE
95	Derek Rivers	DE
96	Geneo Grissom	DL
98	Trey Flowers	DL

PRACTICE SQUAD

#	NAME	POS	HT	WT	BORN	YR	COLLEGE	H.S. HOMETOWN
80	Anderson, Stephen	TE	6-3	230	1/30/1993	3	California	San Jose, Calif.
19	Billingsley, Jace	WR	5-9	189	5/17/1993	1	Eastern Oregon	Winnemucca, Nev.
14	Coleman, Corey	WR	5-11	185	6/6/1994	3	Baylor	Richardson, Texas
5	Etling, Danny	QB	6-3	225	7/22/1994	R	Louisiana State	Terre Haute, Ind.
66	Ferentz, James	OL	6-2	300	6/5/1989	3	Iowa	Iowa City, Iowa
45	Harris, Trent	DL	6-2	255	9/17/1995	R	Miami (Fla.)	Winter Park, Fla.
72	Smith, Eric	OL	6-4	308	9/2/1995	2	Virginia	Atlanta, Ga.
99	Valentine, Vincent	DT	6-3	315	2/23/1994	3	Nebraska	Edwardsville, Ill.
42	Webb, Ralph	RB	5-10	200	11/21/1994	R	Vanderbilt	Gainesville, Fla.
22	Wiltz, Jomal	DB	5-10	190	10/23/1994	1	Iowa State	Houston, Texas

PRACTICE SQUAD

#	NAME	POS
5	Danny Etling	QB
14	Corey Coleman	WR
19	Jace Billingsley	WR
22	Jomal Wiltz	DB
42	Ralph Webb	RB
45	Trent Harris	DL
66	James Ferentz	OL
72	Eric Smith	OL
80	Stephen Anderson	TE
99	Vincent Valentine	DT

RESERVE/INJURED LIST

#	NAME	POS	HT	WT	BORN	YR	COLLEGE	H.S. HOMETOWN
14	Berrios, Braxton	WR	5-9	190	10/6/1995	R	Miami (Fla.)	Raleigh, N.C.
29	Dawson Jr., Duke	DB	5-10	198	10/13/1995	R	Florida	Cross City, Fla.
33	Hill, Jeremy	RB	6-1	230	10/20/1992	5	Louisiana State	Baton Rouge, La.
85	Izzo, Ryan	TE	6-5	255	12/21/1995	R	Florida State	Sparta, N.J.
67	John, Ulrick	OL	6-6	312	5/20/1992	5	Georgia State	Hinesville, Ga.
44	Sam, Christian	LB	6-2	240	6/7/1996	R	Arizona State	Allen, Texas
76	Wynn, Isaiah	OL	6-2	310	12/9/1995	R	Georgia	St. Petersburg, Fla.

RESERVE/INJURED LIST

#	NAME	POS
14	Braxton Berrios	WR
29	Duke Dawson Jr.	DB
33	Jeremy Hill	RB
44	Christian Sam	LB
67	Ulrick John	OL
76	Isaiah Wynn	OL
85	Ryan Izzo	TE

PRACTICE SQUAD/IR LIST

#	NAME	POS	HT	WT	BORN	YR	COLLEGE	H.S. HOMETOWN
17	McCarron, Riley	WR	5-9	198	6/16/1993	1	Iowa	Dubuque, Iowa

PRACTICE SQUAD/IR LIST

#	NAME	POS
17	Riley McCarron	WR

RESERVE/NON-FOOTBALL INJURY

#	NAME	POS	HT	WT	BORN	YR	COLLEGE	H.S. HOMETOWN
16	Andrews, Darren	WR	5-10	200	8/5/1995	R	UCLA	Phillips Ranch, Calif.
81	Hollister, Cody	WR	6-4	215	11/18/1993	1	Arkansas	Bend, Ore.

RESERVE/NON-FOOTBALL INJURY

#	NAME	POS
16	Darren Andrews	WR
81	Cody Hollister	WR

HEAD COACH: BILL BELICHICK

ASSISTANTS: Cameron Achord, Asst. Special Teams; Steve Belichick, Safeties; Josh Boyer, Cornerbacks; Moses Cabrera, Head Strength and Conditioning; Nick Caley, Tight Ends; Brendan Daly, Defensive Line; Ivan Fears, Running Backs; Brian Flores, Linebackers; Joe Judge, Special Teams; Deron Mayo, Assistant Strength and Conditioning; Josh McDaniels, Offensive Coordinator/Quarterbacks; Chad O'Shea, Wide Receivers; Dante Scarnecchia, Offensive Line; Jerry Schuplinski, Assistant Quarterbacks.



2018 NUMERICAL ROSTER

September 25, 2018

#	NAME	POS	HT	WT	AGE	YR	COLLEGE	HOW ACQ.
2	Brian Hoyer	QB	6-2	216	32	10	Michigan State	FA-17
3	Stephen Gostkowski	K	6-1	215	34	13	Memphis	D4b-06
6	Ryan Allen	P	6-2	220	28	6	Louisiana Tech	FA-13
10	Josh Gordon	WR	6-3	225	27	3	Baylor	TR (CLE)-18
11	Julian Edelman	WR	5-10	198	32	10	Kent State	D7a-09
12	Tom Brady	QB	6-4	225	41	19	Michigan	D6b-00
13	Phillip Dorsett	WR	5-10	192	25	4	Miami (Fla.)	TR (IND)-17
15	Chris Hogan	WR	6-1	210	30	6	Monmouth	RFA (BUF)-16
18	Matthew Slater	WR	6-0	205	33	11	UCLA	D5-08
21	Duron Harmon	DB	6-1	205	27	6	Rutgers	D3b-13
23	Patrick Chung	S	5-11	215	31	10	Oregon	FA-14
24	Stephon Gilmore	CB	6-1	202	28	7	South Carolina	UFA (BUF)-17
25	Eric Rowe	DB	6-1	205	25	4	Utah	TR (PHI)-16
26	Sony Michel	RB	5-11	215	23	R	Georgia	D1b-18
27	J.C. Jackson	DB	6-1	198	22	R	Maryland	FA-18
28	James White	RB	5-10	205	26	5	Wisconsin	D4b-14
30	Jason McCourty	CB	5-11	195	31	10	Rutgers	TR (CLE)-18
31	Jonathan Jones	DB	5-10	190	25	3	Auburn	FA-16
32	Devin McCourty	DB	5-10	195	31	9	Rutgers	D1-10
34	Rex Burkhead	RB	5-10	215	28	6	Nebraska	UFA (CIN)-17
35	Keion Crossen	CB	5-10	185	22	R	Western Carolina	D7b-18
36	Brandon King	LB	6-2	220	25	4	Auburn	FA-15
41	Cyrus Jones	DB	5-10	195	24	3	Alabama	D2-16
43	Nate Ebner	DB	6-0	215	29	7	Ohio State	D6-12
46	James Develin	FB	6-3	255	30	6	Brown	FA-12
47	Jacob Hollister	TE	6-4	245	24	2	Wyoming	FA-17
49	Joe Cardona	LS	6-3	245	26	4	Navy	D5-15
50	Nicholas Grigsby	LB	6-2	230	26	3	Pittsburgh	FA-17
51	Ja'Whaun Bentley	LB	6-2	255	22	R	Purdue	D5-18
52	Elandon Roberts	LB	6-0	238	24	3	Houston	D6b-16
53	Kyle Van Noy	LB	6-3	250	27	5	Brigham Young	TR (DET)-16
54	Dont'a Hightower	LB	6-3	260	28	7	Alabama	D1b-12
58	Keionta Davis	DL	6-4	280	24	2	Tennessee-Chattanooga	FA-17
60	David Andrews	C	6-3	300	26	4	Georgia	FA-15
61	Marcus Cannon	OL	6-6	335	30	8	Texas Christian	D5a-11
62	Joe Thuney	OL	6-5	308	25	3	North Carolina State	D3a-16
63	Brian Schwenke	OL	6-3	310	27	6	California	FA-18
68	LaAdrian Waddle	OL	6-6	315	27	6	Texas Tech	CW (DET)-15
69	Shaq Mason	OL	6-1	310	25	4	Georgia Tech	D4c-15
70	Adam Butler	DL	6-5	300	24	2	Vanderbilt	FA-17
71	Danny Shelton	DL	6-2	345	25	4	Washington	TR (CLE)-18
74	Cole Croston	OL	6-5	310	24	2	Iowa	FA-17
75	Ted Karras	OL	6-4	305	25	3	Illinois	D6c-16
77	Trent Brown	OL	6-8	380	25	4	Florida	TR (SF)-18
83	Dwayne Allen	TE	6-3	265	28	7	Clemson	TR (IND)-17
84	Cordarrelle Patterson	WR	6-2	228	27	6	Tennessee	TR (OAK)-18
87	Rob Gronkowski	TE	6-6	268	29	9	Arizona	D2a-10
90	Malcom Brown	DL	6-2	320	24	4	Texas	D1-15
91	Deatrich Wise Jr.	DL	6-5	275	24	2	Arkansas	D4-17
93	Lawrence Guy	DL	6-4	315	28	8	Arizona State	UFA (BAL)-17
94	Adrian Clayborn	DE	6-3	280	30	8	Iowa	UFA (ATL)-18
95	Derek Rivers	DE	6-5	250	24	2	Youngstown State	D3a-17
96	Geneo Grissom	DL	6-4	265	26	4	Oklahoma	D3-15
98	Trey Flowers	DL	6-2	265	25	4	Arkansas	D4a-15

PRACTICE SQUAD

#	NAME	POS	HT	WT	AGE	YR	COLLEGE	(DATE)
5	Danny Etling	QB	6-3	225	24	R	Louisiana State	D7a-18
14	Corey Coleman	WR	5-11	185	24	3	Baylor	FA-18
19	Jace Billingsley	WR	5-9	189	25	1	Eastern Oregon	FA-18
22	Jomal Wiltz	DB	5-10	190	23	1	Iowa State	FA-17
42	Ralph Webb	RB	5-10	200	23	R	Vanderbilt	FA-18
45	Trent Harris	DL	6-2	255	23	R	Miami (Fla.)	FA-18
66	James Ferentz	OL	6-2	300	29	3	Iowa	FA-17
72	Eric Smith	OL	6-4	308	23	2	Virginia	FA-18
80	Stephen Anderson	TE	6-3	230	25	3	California	FA-18
99	Vincent Valentine	DT	6-3	315	24	3	Nebraska	D3c-16

RESERVE/INJURED LIST

#	NAME	POS	HT	WT	AGE	YR	COLLEGE	(DATE)
14	Braxton Berrios	WR	5-9	190	22	R	Miami (Fla.)	(09/01/2018)
29	Duke Dawson Jr.	DB	5-10	198	22	R	Florida	(09/06/2018)
33	Jeremy Hill	RB	6-1	230	25	5	Louisiana State	(09/10/2018)
44	Christian Sam	LB	6-2	240	22	R	Arizona State	(09/01/2018)
67	Ulrick John	OL	6-6	312	26	5	Georgia State	(09/01/2018)
76	Isaiah Wynn	OL	6-2	310	22	R	Georgia	(09/01/2018)
85	Ryan Izzo	TE	6-5	255	22	R	Florida State	(09/02/2018)

PRACTICE SQUAD/IR LIST

#	NAME	POS	HT	WT	AGE	YR	COLLEGE	(DATE)
17	Riley McCarron	WR	5-9	198	25	1	Iowa	(09/18/2018)

RESERVE/NON-FOOTBALL INJURY

#	NAME	POS	HT	WT	AGE	YR	COLLEGE	(DATE)
16	Darren Andrews	WR	5-10	200	23	R	UCLA	(05/15/2018)
81	Cody Hollister	WR	6-4	215	24	1	Arkansas	(07/26/2018)



2018 POSITIONAL ROSTER

September 25, 2018

DEFENSE (27)								
#	NAME	POS	HT	WT	BORN	YR	COLLEGE	H.S. HOMETOWN
DEFENSIVE LINE (10)								
90	Brown, Malcom	DL	6-2	320	2/2/1994	4	Texas	Brenham, Texas
70	Butler, Adam	DL	6-5	300	4/12/1994	2	Vanderbilt	Duncanville, Texas
94	Clayborn, Adrian	DE	6-3	280	7/6/1988	8	Iowa	St. Louis, Mo.
58	Davis, Keionta	DL	6-4	280	3/1/1994	2	Tennessee-Chattanooga	Chattanooga, Tenn.
98	Flowers, Trey	DL	6-2	265	8/16/1993	4	Arkansas	Huntsville, Ala.
96	Grissom, Geneo	DL	6-4	265	6/4/1992	4	Oklahoma	Hutchinson, Kan.
93	Guy, Lawrence	DL	6-4	315	3/17/1990	8	Arizona State	Las Vegas, Nev.
95	Rivers, Derek	DE	6-5	250	5/9/1994	2	Youngstown State	Kinston, N.C.
71	Shelton, Danny	DL	6-2	345	8/20/1993	4	Washington	Auburn, Wash.
91	Wise Jr., Deatrich	DL	6-5	275	7/26/1994	2	Arkansas	Carrollton, Texas
LINEBACKER (6)								
51	Bentley, Ja'Whaun	LB	6-2	255	8/24/1996	R	Purdue	Glenarden, Md.
50	Grigsby, Nicholas	LB	6-2	230	7/2/1992	3	Pittsburgh	Trotwood, Ohio
54	Hightower, Dont'a	LB	6-3	260	3/12/1990	7	Alabama	Lewisburg, Tenn.
36	King, Brandon	LB	6-2	220	6/8/1993	4	Auburn	Alabaster, Ala.
52	Roberts, Elandon	LB	6-0	238	4/22/1994	3	Houston	Port Arthur, Texas
53	Van Noy, Kyle	LB	6-3	250	3/26/1991	5	Brigham Young	Reno, Nev.
DEFENSIVE BACK (11)								
23	Chung, Patrick	S	5-11	215	8/19/1987	10	Oregon	Rancho Cucamonga, Calif.
35	Crossen, Keion	DB	5-10	185	4/17/1996	R	Western Carolina	Garysburg, N.C.
43	Ebner, Nate	DB	6-0	215	12/14/1988	7	Ohio State	Dublin, Ohio
24	Gilmore, Stephon	CB	6-1	202	9/19/1990	7	South Carolina	Rock Hill, S.C.
21	Harmon, Duron	DB	6-1	205	1/24/1991	6	Rutgers	Magnolia, Del.
27	Jackson, J.C.	DB	6-1	198	11/17/1995	R	Maryland	Immokalee, Fla.
41	Jones, Cyrus	DB	5-10	195	11/29/1993	3	Alabama	Baltimore, Md.
31	Jones, Jonathan	DB	5-10	190	9/20/1993	3	Auburn	Carrollton, Ga.
32	McCourtly, Devin	DB	5-10	195	8/13/1987	9	Rutgers	Montvale, N.J.
30	McCourtly, Jason	CB	5-11	195	8/13/1987	10	Rutgers	Montvale, N.J.
25	Rowe, Eric	DB	6-1	205	10/3/1992	4	Utah	Klein, Texas
OFFENSE (24)								
#	NAME	POS	HT	WT	BORN	YR	COLLEGE	H.S. HOMETOWN
OFFENSIVE LINE (9)								
60	Andrews, David	C	6-3	300	7/10/1992	4	Georgia	Johns Creek, Ga.
77	Brown, Trent	OL	6-8	380	4/13/1993	4	Florida	Albany, Ga.
61	Cannon, Marcus	OL	6-6	335	5/6/1988	8	Texas Christian	Odessa, Texas
74	Croston, Cole	OL	6-5	310	12/25/1993	2	Iowa	Sergeant Bluff, Iowa
75	Karras, Ted	OL	6-4	305	3/15/1993	3	Illinois	Indianapolis, Ind.
69	Mason, Shaq	OL	6-1	310	8/28/1993	4	Georgia Tech	Columbia, Tenn.
63	Schwenke, Brian	OL	6-3	310	3/22/1991	6	California	Oceanside, Calif.
62	Thuney, Joe	OL	6-5	308	11/18/1992	3	North Carolina State	Centerville, Ohio
68	Waddle, LaAdrian	OL	6-6	315	7/21/1991	6	Texas Tech	Columbus, Texas
QUARTERBACK (2)								
12	Brady, Tom	QB	6-4	225	8/3/1977	19	Michigan	San Mateo, Calif.
2	Hoyer, Brian	QB	6-2	216	10/13/1985	10	Michigan State	North Olmsted, Ohio
WIDE RECEIVER (6)								
13	Dorsett, Phillip	WR	5-10	192	1/5/1993	4	Miami (Fla.)	Ft. Lauderdale, Fla.
11	Edelman, Julian	WR	5-10	198	5/22/1986	10	Kent State	Redwood City, Calif.
10	Gordon, Josh	WR	6-3	225	4/13/2018	3	Baylor	Houston, Texas
15	Hogan, Chris	WR	6-1	210	10/24/1987	6	Monmouth	Wykoff, N.J.
84	Patterson, Cordarrelle	WR	6-2	228	3/17/1991	6	Tennessee	Rock Hill, S.C.
18	Slater, Matthew	WR	6-0	205	9/9/1985	11	UCLA	Anaheim, Calif.
RUNNING BACK (4)								
34	Burkhead, Rex	RB	5-10	215	7/2/1990	6	Nebraska	Plano, Texas
46	Develin, James	FB	6-3	255	7/23/1988	6	Brown	Gilbertsville, Pa.
26	Michel, Sony	RB	5-11	215	2/17/1995	R	Georgia	Plantation, Fla.
28	White, James	RB	5-10	205	2/3/1992	5	Wisconsin	Ft. Lauderdale, Fla.
TIGHT END (3)								
83	Allen, Dwayne	TE	6-3	265	2/24/1990	7	Clemson	Fayetteville, N.C.
87	Gronkowski, Rob	TE	6-6	268	5/14/1989	9	Arizona	Pittsburgh, Pa.
47	Hollister, Jacob	TE	6-4	245	11/18/1993	2	Wyoming	Bend, Ore.
SPECIALISTS (3)								
#	NAME	POS	HT	WT	BORN	YR	COLLEGE	H.S. HOMETOWN
SPECIALISTS (3)								
6	Allen, Ryan	P	6-2	220	2/28/1990	6	Louisiana Tech	Salem, Ore.
49	Cardona, Joe	LS	6-3	245	4/16/1992	4	Navy	El Cajon, Calif.
3	Gostkowski, Stephen	K	6-1	215	1/28/1984	13	Memphis	Madison, Miss.
RESERVE/INJURED LIST (7)								
#	NAME	POS	HT	WT	BORN	YR	COLLEGE	H.S. HOMETOWN
RESERVE/INJURED LIST (7)								
14	Berrios, Braxton	WR	5-9	190	10/6/1995	R	Miami (Fla.)	Raleigh, N.C.
29	Dawson Jr., Duke	DB	5-10	198	10/13/1995	R	Florida	Cross City, Fla.
33	Hill, Jeremy	RB	6-1	230	10/20/1992	5	Louisiana State	Baton Rouge, La.
85	Izzo, Ryan	TE	6-5	255	12/21/1995	R	Florida State	Sparta, N.J.
67	John, Ulrick	OL	6-6	312	5/20/1992	5	Georgia State	Hinesville, Ga.
44	Sam, Christian	LB	6-2	240	6/7/1996	R	Arizona State	Allen, Texas
76	Wynn, Isaiah	OL	6-2	310	12/9/1995	R	Georgia	St. Petersburg, Fla.
RESERVE/NON-FOOTBALL INJURY (2)								
#	NAME	POS	HT	WT	BORN	YR	COLLEGE	H.S. HOMETOWN
NON-FOOTBALL INJURY (2)								
16	Andrews, Darren	WR	5-10	200	8/5/1995	R	UCLA	Phillips Ranch, Calif.
81	Hollister, Cody	WR	6-4	215	11/18/1993	1	Arkansas	Bend, Ore.



HOW THE PATRIOTS WERE BUILT

UPDATED: September 25, 2018

<u>YEAR</u>	<u>DRAFTEES (25)</u>	<u>VETERAN FREE AGENTS (9)</u>	<u>WAIVERS (1) / TRADES (9)</u>	<u>ROOKIE AND FIRST-YEAR FREE AGENTS (10)</u>
2000	Tom Brady (6b)			
2006	Stephen Gostkowski (4b)			
2008	Matthew Slater (5)			
2009	Julian Edelman (7a)			
2010	Devin McCourty (1) Rob Gronkowski (2a)			
2011	Marcus Cannon (5a)			
2012	Dont'a Hightower (1b) Nate Ebner (6)			James Develin (fa) (CIN)
2013	Duron Harmon (3b)			Ryan Allen (fa)
2014	James White (4b)	Patrick Chung (2) (NE)		
2015	Malcom Brown (1) Geneo Grissom (3) Trey Flowers (4a) Shaq Mason (4c) Joe Cardona (5)		LaAdrian Waddle (fa) CW (DET)	David Andrews (fa) Brandon King (fa)
2016	Cyrus Jones (2) Joe Thuney (3a) Elandon Roberts (6b) Ted Karras (6c)	Chris Hogan (fa) (SF)	Eric Rowe (2) (tr-PHI) Kyle Van Noy (2) (tr-DET)	Jonathan Jones (fa)
2017	Derek Rivers (3a) Deatrich Wise Jr. (4)	Rex Burkhead (6) (CIN) Stephon Gilmore (1) (BUF) Nicholas Grigsby (fa) (LAR) Lawrence Guy (7) (GB) Brian Hoyer (fa) (NE)	Dwayne Allen (3) (tr-IND) Phillip Dorsett (1) (tr-IND)	Adam Butler (fa) Cole Croston (fa) Keionta Davis (fa) Jacob Hollister (fa)
2018	Sony Michel (1b) Ja'Whaun Bentley (5) Keion Crossen (7b)	Adrian Clayborn (1) (TB) Brain Schwenke (4) (TEN)	Trent Brown (7) (tr-SF) Josh Gordon (Sup.-2) (tr-CLE) Jason McCourty (6) (tr-CLE) Cordarrelle Patterson (1) (tr-OAK) Danny Shelton (1) (tr-CLE)	J.C. Jackson (fa)

NOTE: Team in parenthesis is the player's original team
(#) – indicates round drafted
(fa) – indicates non-drafted free agents

RESERVE/INJURED LIST

Braxton Berrios (6b)
Duke Dawson Jr. (2)
Jeremy Hill (2) (CIN)
Ryan Izzo (7c)
Ulrick John (7) (IND)
Christian Sam (6a)
Isaiah Wynn (1a)

RESERVE/NON-FOOTBALL INJURY

Darren Andrews (fa)
Cody Hollister (fa)



UNOFFICIAL DEPTH CHART

Unofficial depth chart compiled by Patriots media relations

OFFENSE

WR: 15 Chris Hogan	84 Cordarrelle Patterson	18 Matthew Slater	
LT: 77 Trent Brown	68 LaAdrian Waddle		
LG: 62 Joe Thuney	63 Brian Schwenke	74 Cole Croston	
C: 60 David Andrews	75 Ted Karras	63 Brian Schwenke	
RG: 69 Shaq Mason	75 Ted Karras		
RT: 61 Marcus Cannon	68 LaAdrian Waddle		
TE: 87 Rob Gronkowski	83 Dwayne Allen	47 Jacob Hollister	
WR: 13 Phillip Dorsett	84 Cordarrelle Patterson	10 Josh Gordon	11 Julian Edelman
QB: 12 Tom Brady	2 Brian Hoyer		
RB: 34 Rex Burkhead	46 James Develin (FB)		
RB: 28 James White	26 Sony Michel		

DEFENSE

LE: 98 Trey Flowers	91 Deatrich Wise Jr.	58 Keionta Davis	
DT: 93 Lawrence Guy	71 Danny Shelton		
DT: 90 Malcom Brown	70 Adam Butler		
RE: 94 Adrian Clayborn	95 Derek Rivers	96 Geneo Grissom	
LB: 54 Dont'a Hightower	50 Nicholas Grigsby	36 Brandon King	
LB: 52 Elandon Roberts	51 <u>Ja'Whaun Bentley</u>		
LB: 53 Kyle Van Noy	51 <u>Ja'Whaun Bentley</u>		
RCB: 24 Stephon Gilmore	30 Jason McCourty	41 Cyrus Jones	27 <u>J.C. Jackson</u>
LCB: 25 Eric Rowe	31 Jonathan Jones	35 <u>Keion Crossen</u>	
S: 23 Patrick Chung	21 Duron Harmon		
S: 32 Devin McCourty	43 Nate Ebner		

SPECIAL TEAMS

K: 3 Stephen Gostkowski	
P: 6 Ryan Allen	
H: 6 Ryan Allen	
PR: 23 Patrick Chung	41 Cyrus Jones
KR: 84 Cordarrelle Patterson	18 Matthew Slater
LS: 49 Joe Cardona	

PRONUNCIATION GUIDE

Ja'Whaun Bentley	ja-WAHN	Dont'a Hightower	don-TAY
Joe Cardona	car-DOAN-a	Ted Karras	CARE-us
Keionta Davis	KEY-on-tay	Sony Michel	SO-nee mih-SHELL
Phillip Dorsett	door-SET	Cordarrelle Patterson	cor-DARE-uhl
Stephon Gilmore	steph-AHN	Elandon Roberts	EE-lan-don
Stephen Gostkowski	gost-COW-ski	Joe Thuney	TOO-nee
Geneo Grissom	GEE-no	Deatrich Wise Jr.	DEE-tritch



2018 TRANSACTIONS

UPDATED: SEPTEMBER 25, 2018

FEBRUARY 2018

2/6/2018	Ferentz, James	Signed to a future contract
2/6/2018	Hollister, Cody	Signed to a future contract
2/6/2018	Jones, David	Signed to a future contract
2/6/2018	King, Jason	Signed to a future contract
2/6/2018	Lewis, Ryan	Signed to a future contract
2/6/2018	McCarron, Riley	Signed to a future contract
2/6/2018	Travis, Demarius	Signed to a future contract
2/6/2018	Tye, Will	Signed to a future contract
2/6/2018	Wiltz, Jomal	Signed to a future contract

MARCH 2018

3/7/2018	Bennett, Martellus	Released
3/7/2018	Reedy, Bernard	Released
3/15/2018	Shelton, Danny	Acquired Via Trade (Cleveland)
3/15/2018	McCourty, Jason	Acquired Via Trade (Cleveland)
3/15/2018	Burkhead, Rex	Re-signed
3/17/2018	Clayborn, Adrian	Signed
3/17/2018	Hill, Jeremy	Signed
3/17/2018	Tobin, Matt	Signed
3/19/2018	McClellin Shea	Released
3/19/2018	Patterson, Cordarrelle	Acquired Via Trade (Oakland)
3/21/2018	Slater, Matthew	Re-signed
3/23/2018	Flowers, Marquis	Re-signed
3/26/2018	Waddle, LaAdrian	Re-signed

APRIL 2018

4/4/2018	Cooks, Brandin	Traded to Los Angeles Rams
4/4/2018	Bowanko, Luke	Signed
4/4/2018	Niklas, Troy	Signed
4/6/2018	Matthews, Jordan	Signed
4/24/2018	John, Ulrick	Signed
4/26/2018	Wynn, Isaiah	Drafted
4/26/2018	Michel, Sony	Drafted
4/27/2018	Brown, Trent	Acquired Via Trade (San Francisco)
4/27/2018	Dawson Jr., Duke	Drafted
4/28/2018	Bentley, Ja'Whaun	Drafted
4/28/2018	Sam, Christian	Drafted
4/28/2018	Berrios, Braxton	Drafted
4/28/2018	Etling, Danny	Drafted
4/28/2018	Crossen, Keion	Drafted
4/28/2018	Izzo, Ryan	Drafted

MAY 2018

5/10/2018	King, Jason	Released
5/11/2018	Andrews, Darren	Signed
5/11/2018	Atkins, John	Signed
5/11/2018	Harris, Trent	Signed
5/11/2018	Herron, Frank	Signed
5/11/2018	Jackson, J.C.	Signed
5/11/2018	Lacy, Chris	Signed
5/11/2018	Moore, A.J.	Signed
5/11/2018	Webb, Ralph	Signed
5/11/2018	Wimann, Shane	Signed
5/11/2018	Bentley, Ja'Whaun	Signed/Draft Choice
5/11/2018	Berrios, Braxton	Signed/Draft Choice
5/11/2018	Crossen, Keion	Signed/Draft Choice
5/11/2018	Etling, Danny	Signed/Draft Choice
5/11/2018	Izzo, Ryan	Signed/Draft Choice
5/11/2018	Sam, Christian	Signed/Draft Choice
5/11/2018	Garcia, Tony	Released
5/14/2018	Bojorquez, Corey	Signed
5/14/2018	Andrews, Darren	Released
5/15/2018	Andrews, Darren	Placed on Reserve/Non-Football Injury
5/16/2018	Dawson Jr., Duke	Signed/Draft Choice
5/18/2018	King, Jason	Signed
5/18/2018	Lacy, Chris	Released

JUNE, 2018

6/22/2018	Wynn, Isaiah	Signed/Draft Choice
-----------	--------------	---------------------

JULY 2018

7/23/2018	Michel, Sony	Signed/Draft Choice
7/23/2018	Jelks, Andrew	Reserve/Retired
7/23/2018	Lucien, Devin	Signed
7/23/2018	Jones, David	Released
7/24/2018	Pleasant, Eddie	Signed
7/24/2018	Theaker, Nate	Signed
7/24/2018	Hollister, Cody	Released
7/26/2018	Hollister, Cody	Placed on Reserve/Non-Football Injury
7/27/2018	Turner, Paul	Signed
7/27/2018	Niklas, Troy	Released
7/31/2018	Schwenke, Brian	Signed
7/31/2018	Wimann, Shane	Released

AUGUST 2018

8/1/2018	Poggi, Henry	Signed
8/1/2018	Matthews, Jordan	Released
8/2/2018	Theaker, Nate	Released
8/3/2018	Decker, Eric	Signed
8/6/2018	Mitchell, Malcolm	Released
8/22/2018	Britt, Kenny	Released
8/27/2018	Decker, Eric	Released
8/27/2018	Pleasant, Eddie	Released
8/27/2018	Farrow, Kenneth	Signed
8/27/2018	Maye, K.J.	Signed
8/27/2018	Muhammad, Khalfani	Signed
8/31/2018	Richards, Jordan	Traded to Atlanta
8/31/2018	Herron, Frank	Released
8/31/2018	Lewis, Ryan	Released
8/31/2018	Lucien, Devin	Released
8/31/2018	Muhammad, Khalfani	Released
8/31/2018	Turner, Paul	Released

SEPTEMBER 2018

9/1/2018	Berrios, Braxton	Placed on Reserve/Injured
9/1/2018	John, Ulrick	Placed on Reserve/Injured
9/1/2018	Sam, Christian	Placed on Reserve/Injured
9/1/2018	Wynn, Isaiah	Placed on Reserve/Injured
9/1/2018	Atkins, John	Released
9/1/2018	Bojorquez, Corey	Released
9/1/2018	Bolden, Brandon	Released
9/1/2018	Bowanko, Luke	Released
9/1/2018	Croston, Cole	Released
9/1/2018	Etling, Danny	Released
9/1/2018	Farrow, Kenneth	Released
9/1/2018	Ferentz, James	Released
9/1/2018	Flowers, Marquis	Released
9/1/2018	Gillisle, Mike	Released
9/1/2018	Harris, Trent	Released
9/1/2018	Jones, Cyrus	Released
9/1/2018	King, Jason	Released
9/1/2018	Langi, Harvey	Released
9/1/2018	Lee, Eric	Released
9/1/2018	Maye, K.J.	Released
9/1/2018	McCarron, Riley	Released
9/1/2018	Moore, A.J.	Released
9/1/2018	Poggi, Henry	Released
9/1/2018	Schwenke, Brian	Released
9/1/2018	Tobin, Matt	Released
9/1/2018	Travis, Demarius	Released
9/1/2018	Tye, Will	Released
9/1/2018	Valentine, Vincent	Released
9/1/2018	Webb, Ralph	Released
9/1/2018	Wiltz, Jomal	Released
9/2/2018	Darboh, Amara	Claimed off Waivers (SEA)
9/2/2018	Hansen, Chad	Claimed off Waivers (NYJ)
9/2/2018	Izzo, Ryan	Placed on Reserve/Injured
9/2/2018	Croston, Cole	Signed to the practice squad
9/2/2018	Etling, Danny	Signed to the practice squad
9/2/2018	Ferentz, James	Signed to the practice squad
9/2/2018	Harris, Trent	Signed to the practice squad
9/2/2018	McCarron, Riley	Signed to the practice squad
9/2/2018	Valentine, Vincent	Signed to the practice squad
9/2/2018	Webb, Ralph	Signed to the practice squad
9/2/2018	Wiltz, Jomal	Signed to the practice squad
9/4/2018	Schwenke, Brian	Signed
9/4/2018	Darboh, Amara	Released
9/4/2018	Billingsley, Jace	Signed to the practice squad
9/4/2018	Smith, Eric	Signed to the practice squad
9/6/2018	McCarron, Riley	Signed from the practice squad
9/6/2018	Dawson Jr., Duke	Placed on Reserve/Injured
9/6/2018	Anderson, Stephen	Signed to the practice squad
9/10/2018	Hill, Jereemy	Placed on Reserve/Injured
9/10/2018	Hansen, Chad	Released
9/10/2018	McCarron, Riley	Released
9/12/2018	Barner, Kenjon	Signed
9/12/2018	Coleman, Corey	Signed
9/12/2018	Fowler III, Bennie	Signed
9/12/2018	Farrow, Kenneth	Signed to the practice squad
9/15/2018	Billingsley, Jace	Released from the practice squad
9/15/2018	Croston, Cole	Signed from the practice squad
9/15/2018	Fowler III, Bennie	Released
9/15/2018	McCarron, Riley	Signed to the practice squad
9/17/2018	Gordon, Josh	Acquired via Trade (Cleveland)
9/17/2018	Coleman, Corey	Released
9/18/2018	Billingsley, Jace	Signed to the practice squad
9/18/2018	McCarron, Riley	Placed on Reserve/Injured
9/19/2018	Jones, Cyrus	signed from Baltimore practice squad
9/19/2018	Barner, Kenjon	Released



2018 TRANSACTIONS

SEPTEMBER 2018 (continued)

9/20/2018	Coleman, Corey	Signed to the practice squad
9/20/2018	Farrow, Kenneth	Released from the practice squad



PATRIOTS vs. MIAMI DOLPHINS

SERIES HISTORY

The New England Patriots and Miami Dolphins will square off for the 106th time on Sunday, including three playoff games, and for the first of two meetings in 2018. The Patriots will travel to Miami for the second meeting on Dec. 9.

Last season, the teams split the annual series with the Patriots taking a 35-17 win at Gillette Stadium on Nov. 26, 2017, and the Dolphins winning the rematch at Miami on Dec. 11, 2017, with a 27-20 victory on Monday Night Football.

The Patriots have had the upper hand at home against Miami, holding a 34-17 record in games played in New England in the regular season, including a 14-2 record at Gillette Stadium. But the Patriots are 16-37 all-time in Miami, including two postseason contests. Miami beat New England at Gillette Stadium for the first time in the final game of the 2005 season, when Patriots starting QB Tom Brady was pulled from action after the first quarter. Miami also beat the Patriots, 38-13, at Gillette Stadium, on Sept. 21, 2008, when Tom Brady was on injured reserve.

The Dolphins and Patriots met for the first time in 1966 and began playing twice a year during the 1967 regular season, except in 1982 during a players' strike.

The two have played three times in the postseason with New England holding a 2-1 advantage.

SERIES BREAKDOWN

MIAMI 54, NEW ENGLAND 51

(Including New England 2, Miami 1 in Playoffs)

Record in New England 35-17 (Incl. 1-0 in playoffs)

Record in Foxborough 33-15 (1-0)

Record in Boston 2-2

Record in Miami 16-37 (Incl. 1-1 in playoffs)

Record at Dolphins / Pro Player / Joe Robbie / Sun Life 12-19

Record at Orange Bowl 3-18 (1-1)

Record in Tampa* 1-0

Season Sweeps Patriots 10, Dolphins 13

Season Splits 27 (Most recent 2017)

Bill Belichick vs. Miami 23-15 (23-13 with New England)

*A Miami home game was played in Tampa in 1969.

TALE OF THE TAPE

2018 Regular Season	New England	Miami
Record	1-2	3-0
Divisional Standings	2ndT	1st
Total Yards Gained	900	972
Total Offense (Rank)	300.0 (25)	324.0 (23)
Rush Offense	97.7 (20)	98.7 (16T)
Pass Offense	202.3 (26)	225.3 (19)
Points Per Game	19.7 (25T)	25.0 (11)
Total Yards Allowed	1,219	1,132
Total Defense (Rank)	406.3 (28)	377.3 (21)
Rush Defense	143.3 (31)	89.0 (7)
Pass Defense	263.0 (23)	288.3 (29)
Points Allowed/Game	25.7 (20T)	17.3 (6)
Possession Avg.	27:03	26:46
Sacks Allowed/Yards Lost	6/37	6/63
Sacks Made/Yards	4/25	6/34
Total Touchdowns Scored	6	10
Penalties Against/Yards	13/99	18/135
Punts/Avg.	15/48.0	16/49.5
Turnover Differential	0 (12T)	+4 (2T)

QUICK HITS

- Since Bill Belichick became Patriots head coach in 2000, New England is 23-13 (.639) against Miami.
- Since 2000, the Patriots are 83-29 (.741) against AFC East opponents. New England is 23-13 against the Dolphins over that span, 26-10 against the New York Jets and 31-5 against the Buffalo Bills. The Patriots were 3-1 against Indianapolis from 2000 through 2001 when they were in the AFC East.
- The Patriots have not been swept in their season series with a divisional opponent since 2000, when they lost both games to Miami and also to the New York Jets.

TOM BRADY VS. MIAMI

Tom Brady is scheduled to start at quarterback against Miami for the 32nd time in his career and has compiled a 21-10 record against the Dolphins. Brady is 76-19 in his career as a starter in the regular season against AFC East opponents, with 10 of the 19 losses coming to the Dolphins. One of those losses was in the final game of the 2005 season, when Brady was pulled after the first quarter.

DATE	H/A	ATT	CMP	YDS	%	TD	INT	RT	W/L	SCORE
10/07/01	A	24	12	86	50.0	0	0	58.7	L	10-30
12/22/01	H	19	11	108	57.9	1	0	91.6	W	20-13
10/06/02	A	31	17	240	54.8	2	2	74.7	L	13-26
12/29/02	H	44	25	221	56.8	1	1	68.5	W	27-24
10/19/03	A	34	24	283	70.6	2	0	115.2	W	19-13
12/07/03	H	31	16	163	51.6	0	0	67.0	W	12-0
10/10/04	H	19	7	76	36.8	2	1	62.6	W	24-10
12/20/04	A	29	18	171	62.1	3	4	73.3	L	28-29
11/13/05	A	36	21	275	58.3	2	2	77.9	W	23-16
01/01/06*	H	8	3	37	37.5	1	1	52.6	L	26-28
10/08/06	H	29	16	140	55.2	2	0	91.2	W	20-10
12/10/06	A	25	12	78	48.0	0	0	55.1	L	0-21
10/21/07	A	25	21	354	84.0	6	0	158.3	W	49-28
12/23/07	H	33	18	215	54.5	3	2	79.7	W	28-7
11/08/09	H	37	25	332	.676	1	1	93.5	W	27-17
12/06/09	A	29	19	352	65.5	2	2	101.5	L	21-22
10/04/10	A	24	19	153	79.2	1	0	107.1	W	41-14
01/02/11	H	16	10	199	62.5	2	0	145.6	W	38-7
09/12/11	A	48	32	517	66.7	4	1	121.6	W	38-24
12/24/11	H	46	27	304	58.7	1	0	85.8	W	27-24
12/02/12	A	40	24	238	60.0	1	1	74.8	W	23-16
12/30/12	H	36	22	284	61.1	2	0	104.4	W	28-0
10/27/13	H	22	13	116	59.1	1	1	69.5	W	27-17
12/14/13	A	55	34	364	61.8	2	1	85.7	L	20-24
09/07/14	A	56	29	249	51.8	1	0	69.7	L	20-33
12/14/14	H	35	21	287	60.0	2	1	93.4	W	41-13
10/29/15	H	38	26	456	68.4	4	0	133.2	W	36-7
01/03/16	A	21	12	134	57.1	0	0	76.3	L	10-20
01/01/17	A	33	25	276	75.8	3	0	130.4	W	35-14
11/26/17	H	28	18	227	64.3	4	1	114.1	W	35-17
12/11/17	A	43	24	233	55.8	1	2	59.5	L	20-27
TOTALS		994	601	7,068	60.5	57	24	91.2		21-10

*Played the first quarter only.



PATRIOTS vs. MIAMI DOLPHINS

2017 FIRST MEETING: PATRIOTS 35, DOLPHINS 17

NOVEMBER 26, 2017 • GILLETTE STADIUM

	1	2	3	4	Final
Miami Dolphins	0	10	0	7	17
New England Patriots	14	7	7	7	35

QB Tom Brady threw four touchdown passes, including two to TE Rob Gronkowski, as the Patriots improved to 9-2 with a 35-17 win over the Miami Dolphins at Gillette Stadium. It marked the 21st winning season under Robert Kraft in his then 24 years of ownership and the Patriots 17th straight winning season, the most consecutive winning seasons since the AFL-NFL merger in 1970.

In addition to Brady and Gronkowski, RB Dion Lewis had his first 100-yard rushing performance with New England after picking up 112 yards on 15 carries for a 7.5-yard per carry average. The Patriots ground game produced 196 yards overall. RB Rex Burkhead also finished with two touchdowns - a 2-yard rushing touchdown and a 1-yard touchdown reception.

The Patriots defense held its opponent under 20 points for the seventh consecutive game, picked off Miami QB Matt Moore twice and registered eight sacks, including two by both LB Elandon Roberts and DL Trey Flowers.

The Patriots used a trick play on the opening drive when DB Nate Ebner took a direct snap on a fake punt and ran 14 yards to convert a fourth-and-8. A 39-yard pass from Brady to WR Phillip Dorsett helped set up a 2-yard touchdown run by Burkhead and stake New England to an early 7-0 lead.

After stopping the Dolphins on the next series, a 22-yard run by Lewis followed by two long passes from Brady helped move the Patriots to the 5-yard line, where Brady connected with Gronkowski on a 5-yard touchdown for a 14-0 Patriots lead.

Miami got on the scoreboard in the second quarter when C Ted Karras sent a second-down snap past Brady from the shotgun position, a play that resulted in a 14-yard fumble return for a touchdown by S Reshad Jones to make the score 14-7.

New England rebounded on the next series by going 78 yards in nine plays before Brady and Burkhead hooked up on a 1-yard touchdown for a 21-7 lead. Miami made it 21-10 and then intercepted Brady with just over two minutes to play in the first half. The Dolphins moved to the New England 15-yard line, but CB Stephon Gilmore intercepted Moore in the end zone to preserve the Patriots 21-10 halftime lead.

After extending the lead to 28-10 with a second touchdown pass from Brady to Gronkowski in the third quarter, Miami closed to within 28-17 with 8:48 left, but the Patriots scored on the ensuing drive when Brady threw his fourth touchdown of the day, with WR Brandin Cooks on the receiving end of a 5-yard touchdown reception to make the score 35-17.

2017 SECOND MEETING: DOLPHINS 27, PATRIOTS 20

DECEMBER 11, 2017 • HARD ROCK STADIUM

	1	2	3	4	Final
New England Patriots	0	10	0	10	20
Miami Dolphins	6	7	14	0	27

The Miami Dolphins ended the New England Patriots 14-game road winning streak after pulling off a 27-20 win at Hard Rock Stadium on Monday Night Football. The Dolphins intercepted QB Tom Brady twice and held the Patriots to just 25 yards rushing. New England was also 0-for-11 on third-down. The loss also snapped an eight-game winning streak.

Despite struggling for most of the evening, the Patriots scored 10 points in the fourth quarter after entering the final frame down 27-10. The Patriots closed the gap to 27-20 with 53 seconds to play before Miami recovered an onside kick attempt to secure the victory.

Miami took the opening kick and went on a 13-play, 69-yard drive that ended in a field goal for a quick 3-0 lead. On the third play of the ensuing drive, Brady was intercepted for the first of two picks by Miami CB Xavier Howard. The Dolphins converted the turnover into a field goal for a 6-0 lead.

The Patriots gained just 2 yards on two possessions in the first quarter.

A 13-yard punt return by WR Bernard Reedy allowed the Patriots to start a second quarter drive at midfield. A 20-yard pass from Brady to RB Dion Lewis and a 20-yard pass interference penalty against Miami helped set up a 3-yard touchdown run by RB Rex Burkhead for a 7-6 New England lead.

The Patriots lead did not last long. Miami responded on the next series when QB Jay Cutler connected with RB Kenyan Drake for a 47-yard pass that helped set up a 5-yard touchdown pass from Cutler to WR Jarvis Landry to get the Dolphins back in front, 13-7.

For the 10th time in 2017, the Patriots scored in the final minute of the first half when K Stephen Gostkowski converted a 46-yard field goal attempt with 6 seconds to play in the first half to make the score 13-10 Miami at the break.

Miami scored on its first two possessions of the second half to take a 27-10 lead heading into the final frame. Howard picked off Brady for the second time on the first possession of the second half. His 29-yard return put Miami in position for a 25-yard scoring pass from Cutler to WR Jakeem Grant.

After stopping the Patriots on the next series, a 31-yard run by Drake aided an 82-yard drive that culminated with a 4-yard touchdown pass from Cutler to Landry for a 27-10 advantage.

The Patriots scored early in the fourth quarter on a touchdown pass from Brady to RB James White to cut the deficit to 27-17.

The Patriots got the ball back with just over two minutes to play and moved to the Miami 1-yard line on a drive that ended with a field goal to close the gap to 27-20 with under a minute to play. The Patriots failed to recover the onside kick, and Miami ran out the clock to secure the win.



PATRIOTS vs. MIAMI DOLPHINS

CONNECTIONS

NEW ENGLAND TIES

- Dolphins **LB Kiko Alonso** was born in Newton, Mass.
- Miami **associate head coach/special teams coordinator Darren Rizzi** played at the University of Rhode Island from 1988-91 and later returned to the school to coach, in addition to coaching stints at New Haven and Northeastern.
- Dolphins **general manager Chris Grier** is a native of Holliston, Mass., and attended the University of Massachusetts-Amherst, where he played football for two seasons.
- Head **strength and conditioning coach Dave Puloka** played for Holy Cross from 1997-2000.
- Dolphins **defensive coordinator Matt Burke** coached at both Boston College (2000-02) and Harvard (2003) before moving to the NFL ranks. Burke is from Hudson, Mass. and got his coaching start at Bridgton Academy in Maine as the secondary coach.
- Miami **tight ends coach Shane Day** coached the quarterbacks at Connecticut from 2012-13.
- Dolphins **assistant wide receivers coach Ben Johnson** worked at Boston College from 2009-11.
- Miami **defensive quality control coach Rusty McKinney** coached at Bentley College in Waltham, Mass. for five seasons (2009-13) and also spent 2009 at St. Anselm College in Manchester, N.H.
- Dolphins **executive vice president of football operations Mike Tannenbaum** is from Needham, Mass. and attended the University of Massachusetts-Amherst.
- Miami **assistant strength and conditioning coach Jim Arthur** is from Cheshire, Conn. and was a coaching intern at Boston College in 2002. He also attended Springfield College and was a graduate assistant there from 2000-2001.
- Miami **defensive backs coach Tony Oden** worked as a graduate assistant at Boston College in 1997.

SOUTH FLORIDA TIES

- Patriots **WR Phillip Dorsett** and Patriots **RB James White** are from Ft. Lauderdale, Fla., and were teammates together at St. Thomas Aquinas High School. Dorsett went on to attend the University of Miami from 2011-14, where he ended his career ranked eighth in school history in receptions (121), receiving yards (2,132) and touchdowns (17).
- Patriots **RB Sony Michel** is from Plantation, Fla. and was the *USA Today* Florida Football Player of the Year in 2013 after rushing for 1,833 yards and 24 touchdowns.
- Patriots **DB J.C. Jackson** hails from Immokalee, Fla. and totaled 3,109 yards and 31 touchdowns during his career at Immokalee High School.
- In 2014, Patriots **tight ends coach Nick Caley** was the secondary coach at Florida Atlantic University, located in Boca Raton, Fla.

CONNECTIONS

FORMER PATRIOTS

- Dolphins **WR Danny Amendola** signed with the Patriots as a free agent in 2013 and played in New England through 2017. He was part of two Super Bowl Championships and totaled 230 receptions for 2,383 yards and 12 touchdowns in his time in New England.
- Dolphins **RB Brandon Bolden** signed with the Patriots as a rookie free agent in 2012 and played in New England through 2017, rushing for 912 yards and six touchdowns. He also had 47 receptions for 373 yards and two scores and played a key role in special teams.
- Miami **TE A.J. Derby** was originally selected by the New England Patriots in the sixth round (202nd overall) of the 2015 NFL Draft. He spent his rookie season on the Patriots Injured/Reserve list before appearing in four games for New England in the beginning of 2016.
- Dolphins **C/G Ted Larsen** was drafted by the Patriots in the seventh round (205th overall) of the 2010 NFL Draft and released prior to the start of the regular season.
- Dolphins **general manager Chris Grier** began his NFL career as an intern for the Patriots in 1994. The following year, he became a regional scout for the team and served in that capacity until joining the Dolphins in 2000. His father, Bobby Grier, was the vice president of player personnel for the Patriots from 1995-1999.
- Miami **assistant head coach/offense Shawn Jefferson** played for the Patriots from 1996-99 and started 61-of-63 games played at New England.
- Miami **assistant defensive line coach Andre Carter** played for the Patriots in 2011 and 2013.

FORMER DOLPHINS

- None.

FORMER NFL TEAMMATES

- Dolphins **executive vice president of football operations Mike Tannenbaum** worked for the Jets as director of player contracts when Patriots **head coach Bill Belichick** was assistant head coach/secondary for New York.
- Dolphins **head coach Adam Gase** was hired by Patriots **offensive coordinator/quarterbacks Josh McDaniels** in 2009 when McDaniels took over head coaching duties in Denver. Gase coached the Broncos wide receivers from 2009-10 under McDaniels' tutelage. McDaniels also coached Dolphins **assistant defensive backs coach Renaldo Hill** and **offensive line coach Chris Kuper** when they played for the Broncos from 2009-10. Finally, Dolphins **run game coordinator/running backs coach Eric Studesville** coached the running backs for Denver in 2010.
- Patriots **DB Eric Rowe** was teammates with Dolphins **LB Kiko Alonso** at Philadelphia in 2015.
- Patriots **CB Stephon Gilmore**, **WR Chris Hogan** and Dolphins **LB Kiko Alonso** played together at Buffalo in 2013. Gilmore and Hogan also played with Dolphins **TE MarQueis Gray** and **T Sam Young** at Buffalo.



PATRIOTS vs. MIAMI DOLPHINS

CONNECTIONS

- Patriots **running backs coach Ivan Fears** coached the wide receivers at Chicago while Dolphins **run game coordinator/running backs coach Eric Studesville** was the offensive quality control coach for the Bears from 1997-98.
- Patriots **QB Brian Hoyer** shared the Bears quarterback room with Dolphins **QB David Fales** in 2016. Dolphins **C/G Ted Larsen** also played with Hoyer at Chicago that year and Dolphins **offensive coordinator Dowell Loggains** worked as offensive coordinator for the Bears.
- Miami **offensive coordinator Dowell Loggains** coached the quarterbacks in Cleveland in 2014 when Patriots **QB Brian Hoyer** and **WR Josh Gordon** played for the Browns. Dolphins **defensive quality control coach Rusty McKinney** was a coaching intern in Cleveland at the time and also coached **DL Danny Shelton**.
- Patriots **QB Brian Hoyer** and **WR Josh Gordon** were teammates with Dolphins **TE MarQueis Gray** at Cleveland in 2013.
- Dolphins **C/G Ted Larsen** played with Patriots **DE Adrian Clayborn** for Tampa Bay from 2011-13. Miami **DT Akeem Spence** also played with Clayborn from 2013-14.
- Patriots **LB Nicholas Grigsby** played with Dolphins **S T.J. McDonald**, **DE Robert Quinn** and **DE William Hayes** for the Los Angeles Rams in 2016. Dolphins **assistant coach/linebackers coach Frank Bush** coached Grigsby and the linebackers for the Rams that same season.
- Dolphins **WR Danny Amendola** and **DE Robert Quinn** played for the Rams while Patriots **offensive coordinator Josh McDaniels** was the offensive coordinator and quarterbacks coach in 2011. Additionally, Patriots **defensive line coach Brendan Daly** worked in the same role for the Rams from 2009-11.
- Miami **RB Frank Gore** played for Indianapolis with Patriots **TE Dwayne Allen** and **WR Phillip Dorsett** from 2015-16.
- Patriots **DB Jason McCourty** played for the Tennessee defense with Dolphins **DE William Hayes** from 2009-11.
- Miami **C Daniel Kilgore** played for San Francisco with Patriots **OL Trent Brown** (2015-17) and **QB Brian Hoyer** (2017).
- Patriots **director of pro personnel Dave Ziegler** was in Denver's scouting department in 2012 when the Broncos selected Dolphins **QB Brock Osweiler**.
- Patriots **LB Kyle Van Noy** and **OL LaAdrian Waddle** played with Dolphins **C Travis Swanson** on Detroit.
- Patriots **DB Jason McCourty** played for Tennessee while Dolphins **assistant coach/linebackers coach Frank Bush** coached the linebackers from 2011-12.
- Miami **assistant head coach/offense Shawn Jefferson** coached the wide receivers and **offensive coordinator Dowell Loggains** was the offensive coordinator for Tennessee while Patriots **OL Brian Schwenke** and **DB Jason McCourty** played for the Titans.
- Dolphins **assistant special teams coach Marwan Maalouf** was the special teams coordinator in Indianapolis in 2012 when Patriots **TE Dwayne Allen** and **DL Lawrence Guy** played for the Colts.
- Patriots **director of college scouting Monti Ossenfort** worked in the scouting department in Houston while Dolphins **defensive backs coach Tony Oden** was a defensive assistant and assistant defensive backs coach for the Texans.
- Dolphins **defensive backs coach Tony Oden** coached the secondary and cornerbacks for Tampa Bay in 2013 while Patriots **DE Adrian Clayborn** played for the Buccaneers.
- Oden also coached the defensive backs and cornerbacks in Detroit with Patriots **OL LaAdrian Waddle** and **LB Kyle Van Noy**. Dolphins **offensive line coach Jeremiah Washburn** also coached in Detroit as an assistant offensive line coach.

CONNECTIONS

FORMER COLLEGE TEAMMATES

- Patriots **RB James White** teamed up with Dolphins **WR Tanner McEvoy** at Wisconsin in 2013.
- Patriots **TE Dwayne Allen** played with Dolphins **DE Andre Branch** and **LB Stephone Anthony** at Clemson.
- Patriots **DB Duron Harmon** played with Dolphins **WR Leonte Carroo** at Rutgers in 2012.
- Patriots **OL LaAdrian Waddle** and Dolphins **WR Jakeem Grant** were teammates together at Texas Tech in 2012.
- Patriots **RB Rex Burkhead** played with Dolphins **T Zach Sterup** at Nebraska in 2012.
- Dolphins **LB Kiko Alonso** played with Patriots **S Patrick Chung** (2008) at Oregon.
- Patriots **RB Sony Michel** played at Georgia with Dolphins **S Maurice Smith** in 2016.
- Dolphins **associate head coach/special teams coordinator Darren Rizzi** coached in a variety of roles at Rutgers when Patriots **DBs Devin and Jason McCourty** played for the Scarlet Knights.
- Miami **TE A.J. Derby** and **C Travis Swanson** played for Arkansas with Patriots **DL Trey Flowers** and **DL Deatrich Wise Jr.** Derby and Swanson also played under Patriots **consultant to the head coach Bret Bielema** while Bielema was head coach of the Razorbacks.
- Patriots **WR Cordarrelle Patterson** played with Dolphins **OT Ja'Wuan James** at Tennessee in 2012.
- Patriots **CB Cyrus Jones** played at Alabama and won the 2015 national title with Dolphins **S Maurice Smith**, **S Minkah Fitzpatrick** and **RB Kenyan Drake**.
- Dolphins **WR Tanner McEvoy** redshirted at South Carolina in 2011 when Patriots **CB Stephon Gilmore** played for the Gamecocks. McEvoy's brother, Colin, played at Rutgers with Patriots **DBs Devin McCourty, Jason McCourty** and **Duron Harmon**.
- Patriots **DL Lawrence Guy** played with Dolphins **QB Brock Osweiler** at Arizona State from 2009-10.
- Patriots **DL Geneo Grissom** played with Dolphins **DT Jordan Phillips** (2011-14) and **WR Kenny Stills** (2011-12) on Oklahoma.
- Patriots **OL Ted Karras** played with Dolphins **DT Akeem Spence** for Illinois in 2012.
- Patriots **coaching assistant DeMarcus Covington** was at Mississippi as a defensive graduate assistant with Dolphins **OT Laremy Tunsil** from 2013-14.
- Patriots **DE Adrian Clayborn** played for Iowa while Dolphins **assistant linebackers coach Charlie Bullen** worked as a student assistant and graduate assistant for the Hawkeyes from 2007-10.
- Patriots **LB Nicholas Grigsby** played for Pittsburgh when Dolphins assistant **defensive backs coach Renaldo Hill** coached the secondary in 2015.



PATRIOTS WHAT TO LOOK FOR THIS WEEK

TEAM

IF THE PATRIOTS WIN...

- The Patriots will reach an 82-23 (.780) mark in the regular season against AFC East teams since 2001, which is the best intra-division record of any team in the NFL.
- The team will improve to 8-0 following consecutive losses in the same year since the beginning of the 2002 season, which is the last time the Patriots lost more than two games in a row (four games in 2002). This includes one postseason win after losing the final two games of the 2015 regular season. In those contests, the Patriots have outscored their opponents 224-104, or by a margin of 17.2 points per game.

WHAT TO LOOK FOR...

- If the Patriots score in the final minute of the first half, they will do so for the 14th time since the start of the 2017 season. They are 10-3 in those games. The Patriots have scored in the final minute of the first half twice in 2018, first in a Week 1 win over the Texans and in a Week 3 loss to the Lions.

ROBERT KRAFT

IF THE PATRIOTS WIN...

- Robert Kraft will earn his 300th victory (regular and postseason), becoming the fastest owner in NFL history to reach that mark by doing so in 432 games, just four games into his 25th season. He will surpass former Raiders owner Al Davis, who reached 300 wins in 495 games (31st season), followed by Broncos owner Pat Bowlen, who did so in 501 games (30th season).

BILL BELICHICK

IF THE PATRIOTS WIN...

- Bill Belichick will become the third coach in NFL history to record 280 career wins (regular season and playoffs combined).
- Bill Belichick will improve to 24-13 against the Dolphins as head coach of the Patriots.

JA'WHAUN BENTLEY

WHAT TO LOOK FOR...

- With one interception against the Dolphins, Ja'Whaun Bentley will become the first Patriot since Logan Ryan in 2013 to record interceptions in back-to-back games as a rookie.

TOM BRADY

IF THE PATRIOTS WIN...

- Tom Brady will improve his record against division opponents to 76-19. His .800 winning percentage against division opponents is tied with Colts QB Andrew Luck (20-5) for first among QBs who have made 25-plus starts against division opponents.
- Brady will earn his 71st regular season win at home since 2007, which is equal to or more than five teams have earned, both home and away, during that span — Tampa Bay (70), Oakland (66), Jacksonville (65), L.A. Rams (60) and Cleveland (49).
- Brady will extend his own NFL record for career wins in a venue with 103 victories at Gillette Stadium. John Elway is next with 95 wins at Mile High Stadium.
- Brady will extend his own NFL record to 225 career wins by a quarterback. Colts kicker Adam Vinatieri currently is first among all players in NFL history with 226 career wins.
- Brady will improve to 46-11 (.807) in his career in games following a loss.

TOM BRADY

WHAT TO LOOK FOR...

- If Brady throws a touchdown pass to one new target, he will tie Vinny Testaverde's NFL-record of 70 different touchdown targets (regular season only). Current Patriots who have caught a touchdown from Tom Brady include Dwayne Allen, Rex Burkhead, Phillip Dorsett, Julian Edelman, Rob Gronkowski, Chris Hogan and James White.
- Tom Brady needs 18 yards rushing to reach 1,000 rushing yards in his career.

JAMES DEVELIN

WHAT TO LOOK FOR...

- With two receptions, James Develin (4) will tie his season-high reception total of six, which he did in both 2014 and 2016.

ROB GRONKOWSKI

WHAT TO LOOK FOR...

- Rob Gronkowski needs four more receptions to move ahead of Ben Coates (490) for more receptions by a tight end in franchise history and into fourth place all-time behind Wes Welker (672), Troy Brown (557) and Stanley Morgan (534).
- With 92 receiving yards, Gronkowski (7,368) will move past Wes Welker (7,459 yards) into second place all-time on the Patriots receiving yards list, behind Stanley Morgan (10,352 yards).
- If Gronkowski has a 100-yard receiving game, he will tie Wes Welker (28) for second-most such games in Patriots history behind Stanley Morgan (38). He will also be just three games from tying Tony Gonzalez (31), who has the most 100-yard games by a tight end in NFL history.

DURON HARMON

WHAT TO LOOK FOR...

- Duron Harmon has 10 interceptions in the fourth quarter since 2013, (including the postseason, which is the second-most in the NFL during that time. He needs one more to tie Richard Sherman (11) for most fourth-quarter picks in the NFL. Harrison Smith of Minnesota is tied with Harmon with 10 fourth quarter interceptions.

DONT'A HIGHTOWER

WHAT TO LOOK FOR...

- If Dont'a Hightower records one sack, he will become the 28th player in franchise history to record 20 sacks as a Patriot.

JAMES WHITE

WHAT TO LOOK FOR...

- With one touchdown reception, James White will tie Kevin Faulk for second-most receiving touchdowns by a Patriots running back in franchise history with 15 (regular season only). Larry Garron is first with 26 touchdown catches. He will also extend his lead over all running backs in the NFL since 2015, for most receiving touchdowns during that time. Detroit's Theo Riddick is second with 10 receiving touchdowns.
- James White needs one touchdown to reach the 100-point threshold on his career. He would become the 51st player in franchise history to reach that number, joining active Patriots Rob Gronkowski (470 points), Julian Edelman (180 points) and Tom Brady (102).

DEATRICH WISE JR.

WHAT TO LOOK FOR...

- Deatrich Wise Jr. has recorded 7½ sacks in his first two seasons, included 2½ sacks through the first three games of the 2018 season. He is the first Patriot player to record more than seven sacks in his first two NFL seasons since Chandler Jones tallied 17½ sacks from 2012-13.



LAST GAME PATRIOTS AT LIONS

DETROIT 26, NEW ENGLAND 10

SEPTEMBER 23, 2018 • FORD FIELD

	1	2	3	4	Final
New England Patriots	0	3	7	0	10
Detroit Lions	3	10	7	6	26

The Detroit Lions scored on their first three possessions and controlled the clock for almost 40 minutes in a 26-10 win over the New England Patriots on Sunday Night Football.

Despite being limited to three first downs and just 70 total yards in the first half that saw Detroit take a 13-3 lead, the Patriots appeared to get back into the game in the third quarter.

Rookie LB Ja'Whaun Bentley intercepted a QB Matthew Stafford pass to give the Patriots possession at the New England 48-yard line to end Detroit's first drive of the second half. A 19-yard pass from QB Tom Brady to TE Rob Gronkowski helped the Patriots get into position for Brady's 10-yard touchdown pass to RB James White that closed the gap to 13-10.

The momentum from that series was short lived as Detroit responded on the ensuing drive with a 10-play series that ended with a 33-yard touchdown pass from Stafford to WR Marvin Jones to extend their lead to 20-10.

Detroit added two field goals in the fourth quarter for a 26-10 victory, its first win in five tries with Brady as the starting quarterback.

Detroit limited the Patriots to four drives that went just three plays, including three-and-outs on the Patriots first three possessions of the game. Of the Patriots 10 offensive drives, only an 11-play drive in the second quarter went longer than seven plays.

Brady was limited to 14 completions for just 133 yards and the Patriots managed 12 first downs and 209 total yards. Detroit almost doubled the New England time of possession (39:15 for Detroit and 20:45 for New England).

The Lions snapped a streak of 70 straight games without a 100-yard rusher after RB Kerryon Johnson gained 101 yards on 16 carries.

INDIVIDUAL NOTES

BRADY SETS TD PASS RECORD

QB Tom Brady now has 38 touchdown passes after turning 40 years old, with 32 touchdown passes in 2017 and six in 2018 to move past Warren Moon (37) for most all time. Brett Favre is next in line with 36 touchdowns in his 40s. Brady reached the milestone on a 10-yard touchdown pass to RB James White in the third quarter.

DYNAMIC DUO

TE Rob Gronkowski and Tom Brady have connected for 7,293 yards after connecting on 51 yards against Detroit, to move past Tony Romo and Jason Witten (7,287) for the second-most yards between a quarterback and a tight end in NFL history. Gronkowski and Brady entered the game needing 46 yards to move into second place.

MOST RECEIVING YARDS BETWEEN A QB AND TE IN NFL HISTORY

Quarterback	Tight End	Team	Rec. Yds.
Philip Rivers	Antonio Gates	SD/LAC	9,080
Tom Brady	Rob Gronkowski	New England	7,293
Tony Romo	Jason Witten	Dallas	7,287

THE WHITE STUFF

RB James White scored on a 10-yard touchdown pass from QB Tom Brady in the third quarter. It marked his 14th receiving touchdown since 2015 and second of the 2018 season, the most by a running back in the NFL during that time. It is the third-most by a Patriots running back overall, behind Larry Garron (26) and Kevin Faulk (15).

RB WITH THE MOST RECEIVING TDS SINCE 2015

Player	Team(s)	TDs
James White	New England	14
Theo Riddick	Detroit	10
Chris Thompson	Washington	9
David Johnson	Arizona	9
Melvin Gordon	LA Chargers	8

RB TD RECEPTIONS IN PATRIOTS HISTORY

Player	Seasons	Receiving TDs
Larry Garron	1960-68	26
Kevin Faulk	1999-2011	15
James White	2014-18	14
Tony Collins	1981-87	12

BENTLEY'S FIRST PICK

2018 fifth-round draft pick LB Ja'Whaun Bentley recorded his first NFL interception when he picked off Detroit QB Matthew Stafford to end the Lions first drive in the third quarter. He had two interceptions during his college career at Purdue. Bentley is the first Patriots rookie to record an interception since DL Dominique Easley at Minnesota on Sept. 1, 2014.

PATTERSON'S LONG RETURNS

WR Cordarrelle Patterson returned the opening kickoff 45 yards. He has returned 29 kickoffs for at least 40 yards during his career. His 29 kickoff returns of 40 or more yards are the most among all active players. Darren Sproles is second with 27 kickoff returns of 40 or more yards among active players.

JUST KICKIN' IT

K Stephen Gostkowski made a 36-yard field goal in the second quarter to extend his streak to 35 straight field goals under 40 yards in the regular season. That streak is third among active NFL players, behind Ryan Succop (50) and Cody Parkey (36).

LINEUP NOTES

MICHEL MAKES FIRST START

2018 first-round draft pick RB Sony Michel made his first NFL start. He led the team with 14 carries for 50 yards.

RIVERS MAKES FIRST PRO APPEARANCE

DL Derek Rivers, who spent the 2017 season on injured reserve, played in his first NFL game after being inactive for the first two games. He saw his first action in the first quarter on defense.

CROSSEN PLAYS IN HIS FIRST GAME

2018 seventh-round draft pick DB Keion Crossen played in his first regular-season game after being inactive for the first two games.

JACKSON MAKES NFL DEBUT

Rookie DB J.C. Jackson made his NFL debut after being inactive for the first two games.

J-MAC STARTS ON D

DB Jason McCourty made his first start as a member of the Patriots, replacing injured DB Eric Rowe at cornerback.

JONES RETURNS

DB Cyrus Jones was signed back to the Patriots during the week before the game and played in his first game since Dec. 24, 2016. He was on injured reserve for the 2017 season.

CANNON COMES BACK FROM INJURY

OL Marcus Cannon returned to the starting lineup at right tackle after missing the previous game with an injury.



PATRIOTS PROJECTED CONTRIBUTORS: OFFENSE


QB 12



TOM BRADY | 6-4 | 225 | MICHIGAN

- 19th season; a 13-time Pro Bowler and five-time champion.
- Second all-time with 565 total TDs, just 14 behind Peyton Manning.
- All-time winningest quarterback with 224 career victories.

RB 34



REX BURKHEAD | 5-10 | 215 | NEBRASKA

- Played for Cincinnati from 2013-16 before joining New England.
- Set career-highs in touchdowns for both rushing (five) and receiving (three) in 2017 despite only playing in 10 games.
- Made a career-long 46-yard reception in Super Bowl LII.

RB 28



JAMES WHITE | 5-10 | 205 | WISCONSIN

- Plays a key role in both rushing and receiving and has most receiving TDs by a running back since 2015 with 14.
- Holds three SB records with receptions (14), points (20) and TDs (three).
- Named a captain for the first time in 2018.

WR 15



CHRIS HOGAN | 6-1 | 210 | MONMOUTH

- Played lacrosse at Penn State for four seasons before transferring.
- Scored a career-high five TDs in 2017 despite only playing in nine games.
- Played for Buffalo from 2012-15 before joining New England in 2016.


WR 13



PHILLIP DORSETT | 6-1 | 210 | MIAMI

- Fourth-year player out of the University of Miami.
- Joined New England in 2017 after a trade from Indianapolis, totaling 12 catches for 194 yards.
- Had career-high seven receptions in 2018 season opener.

TE 87



ROB GRONKOWSKI | 6-6 | 268 | ARIZONA

- Has the most touchdown receptions since 2010 with 77.
- Brady has found him for 76 touchdowns, second-most in QB/TE history.
- Most 10-plus TD seasons by an NFL TE in league history with five.

T 77



TRENT BROWN | 6-8 | 380 | FLORIDA

- Played for the 49ers from 2015-17 before being traded to the Patriots.
- Started each of the 31 games he appeared in the past four seasons.
- Bill Belichick has referred to him as the biggest player he's ever coached.

G 62



JOE THUNEY | 6-5 | 308 | N.C. STATE

- In his third season out of N.C. State.
- Has started all 35 regular-season games and six postseason games.
- USA Today First-Team All-American while at N.C. State.

C 60



DAVID ANDREWS | 6-3 | 300 | GEORGIA

- Earned a starting job in his rookie year and has started 44-of-47 games.
- Nephew of long-time NFL head coach and player Dan Reeves.
- Named a team captain for the second consecutive season in 2018.

G 69



SHAQ MASON | 6-1 | 310 | GEORGIA TECH

- Full name is Shaquille Olajuwon Mason after Shaquille O'Neal and Hakeem Olajuwon.
- Has started 44-of-49 regular-season games since joining the team.

T 61



MARCUS CANNON | 6-6 | 335 | TCU

- Made 43 regular-season starts.
- A two-time SB Champion and named to 2016 AP All-Pro Second Team.
- Lettered in both football and track and field at TCU.

CORDARRELLE PATTERSON | 5-10 | 192

WR 84



- Sixth-year pro has spent career with Vikings (2013-16) and Raiders (2017).
- Enters 2018 with seven TD receptions and six rushing TDs.
- Has four touchdown runs of 40 or more yards.

JAMES DEVELIN | 6-3 | 255

FB 46



- Played at Brown as a defensive end before converting to offense while playing in the Arena Football League.
- In 2017, he became the first Patriots fullback since Sam Cunningham in 1978 to earn Pro Bowl honors.
- Spent time in the AFL and on the Cincinnati practice squad for two seasons before working his way onto the Patriots 53-man roster in 2012.
- Had a career-high four receptions in the 2018 season opener.

SONY MICHEL | 5-11 | 215

RB 26



- Finished his career third on Georgia's all-time rushing list with 3,638 yards rushing.
- Named a team captain as a junior and senior.
- Notched 11 100-yard rushing games during his career at Georgia.



PATRIOTS PROJECTED CONTRIBUTORS: DEFENSE

DE 98



TREY FLOWERS | 6-2 | 265 | ARKANSAS

- Led the team in sacks each of the last two seasons.
- Started all 14 games he played in 2017 with 6½ sacks and 62 tackles.
- Notched a team-high nine tackles in the 2017 AFC Championship game.
- Finished his career at Arkansas as the active SEC leader in tackles for loss.

DT 93



LAWRENCE GUY | 6-4 | 315 | ARIZONA STATE

- Started all but one game in his first Patriots season with 58 total tackles.
- Eight-year NFL veteran with stints with the Colts, Chargers and Ravens.
- Three-time honorable mention All-Pac-10 selection at Arizona State.

DT 90



MALCOLM BROWN | 6-2 | 320 | TEXAS

- Has started 40 of 48 regular-season games since being drafted.
- Recorded 49 total tackles and 2½ sacks in the 2017 regular season.
- Started all eight playoff games, recording one sack and 29 total tackles.

DE 94



ADRIAN CLAYBORN | 6-3 | 280 | IOWA

- Seven-year NFL veteran who has started 50 of 84 games he has played in.
- Set a Falcons franchise record with six sacks vs. Dallas (11/12/17).
- Totaled 30 sacks and 167 tackles while with Tampa Bay and Atlanta.

LB 54



DONT'A HIGHTOWER | 6-3 | 260 | ALABAMA

- One of two players in NFL history with multiple national titles and Super Bowl titles along with Russell Maryland.
- Totaled 445 tackles and 19 sacks in first six seasons with New England.

LB 52



ELANDON ROBERTS | 6-0 | 238 | HOUSTON

- Started 21 of 31 regular-season games and totaled 122 tackles.
- Made his first start in 2016 against N.Y. Jets and made seven tackles.
- Emerged as a starter his rookie season after being a sixth-round choice.

LB 53



KYLE VAN NOY | 6-3 | 250 | BYU

- Played a key role in 2017 after the injury to Dont'a Hightower.
- Hit career-highs in tackles (73) and sacks (5½) in first full Patriots season.
- Spent three seasons in Detroit before being traded to New England.

CB 24



STEPHON GILMORE | 6-1 | 202 | SOUTH CAROLINA

- Has started all but two games in his six-year career.
- Totaled 50 tackles, two interceptions and nine passes defended in 2017.
- Made a game-clinching pass breakup in the 2017 AFC Championship.

CB 25



ERIC ROWE | 6-1 | 205 | UTAH

- A key postseason player who notched six passes defended in six games.
- Has 16 passes defended, two interceptions and 76 tackles in 35 regular-season games.

S 23



PATRICK CHUNG | 5-11 | 215 | OREGON

- Played for New England for eight of nine NFL seasons.
- Recorded 78 tackles, nine passes defended and two fumble recoveries in 2017 while starting 11-of-16 games.
- Named a team captain for the first time in 2018.

S 32



DEVIN MCCOURTY | 5-10 | 195 | RUTGERS

- Playing alongside his twin brother Jason for the first time since college.
- Matched a career-high with 94 tackles as last line of defense in 2017.
- Made the Pro Bowl three of the last four seasons.

DEATRICH WISE JR. | 6-5 | 275

DL 91



- Had a strong rookie campaign, recording 26 tackles and five sacks.
- Became the first Patriot since Chandler Jones to record a sack in his first two NFL games.

DANNY SHELTON | 6-2 | 345

DL 71



- Joins New England after spending the first three seasons of his career in Cleveland.
- Totaled 132 tackles over his career.
- Has started 45-of-49 potential games.

JONATHAN JONES | 5-10 | 190


CB 31



- Emerged as a key reserve in 2017, notching a career-high eight passes defended.
- Plays a key role on special teams with 12 tackles over his first two seasons.
- Played in all 32 regular season games the past two years.

DURON HARMON | 6-1 | 205

S 21



- Ten of his 14 career interceptions have taken place in the fourth quarter with six taking place in the final two minutes (including postseason).
- Named a team captain for the first time in 2017.
- Recorded a career-high seven passes defended in 2017.



INDIVIDUAL AND TEAM NOTES



ROBERT KRAFT CHAIRMAN & CEO

Since Robert Kraft purchased the team in 1994, the Patriots have experienced one of the most dramatic turnarounds in the history of sports. Now in his 25th season of ownership, Kraft has transformed one of the league's least successful clubs into what observers view as a model NFL franchise. In the five seasons immediately preceding his purchase (1989-93), the Patriots were a moribund team, winning just 19 of 80 games (.238 pct.) and logging the worst record in the NFL over that span. When he bought the franchise on Jan. 21, 1994, Kraft announced his intention to bring a championship to New England, a tall order considering the team's previous success rate. But under Kraft's leadership, the Patriots have won more division titles (17), conference crowns (9) and Super Bowl championships (5) than any other NFL team. Additionally, the Patriots have achieved the most winning seasons (21) and have the fewest losing seasons (2) since Kraft assumed ownership beginning in 1994. Super Bowl LII was the ninth Super Bowl appearance since Kraft purchased the team, a period during which no other team has appeared in more than four Super Bowls. In Kraft's 24 seasons, the Patriots have qualified for the playoffs 19 times, more than doubling the franchise's accomplishments during its first 34 seasons. In 2017, Kraft earned his 21st winning season in 24 years of owning the franchise.



	Pre-Kraft 1960-93	Pre-Kraft 1989-93	Kraft Era 1994-18
Overall Record	225-276-9	19-61	299-132
Winning Pct.	.450	.238	.694
Super Bowl Titles	0	0	5
Conference Titles	1	0	9
Division Titles	3	0	17
Playoff Seasons	6	0	19
Playoff Record	4-6	--	30-14
Home Playoff Games	1	0	25
Home Playoff Record	0-1	--	22-3

WHAT TO LOOK FOR IN 2018

- Since purchasing the team in 1994, Robert Kraft has 30 career postseason wins as an owner, third-most in NFL history behind the Rooney Family in Pittsburgh (36) and the Green Bay Packers (34). The Rooney Family founded the Steelers in 1933 while the Green Bay Packers were founded in 1919.
- Under Robert Kraft's guidance, the 2000-09 Patriots set the NFL record for most wins in a decade in NFL history with 126 overall wins overall. With 11 wins overall in 2018, the Patriots will tie that record for the current decade.

DYNASTY VS. DYNASTY

Of all of the great teams throughout the Super Bowl era, the New England Patriots and the San Francisco 49ers have set a standard of extended excellence above all of the others. The 49ers run of success spanned two decades, while New England's streak is still in progress.

49ERS (1981-98)

PATRIOTS (2001-PRESENT)

5Super Bowl Appearances8
5Super Bowl Titles5
10 in 18 yearsConference Title Games12 in 17 years
22-11 (.667)Playoff Record27-10 (.730)
13Division Titles15
16Playoff Seasons15
207-72-1 (.741)Regular Season Record210-65 (.764)
108Pro Bowl Selections89
21 in 18 yearsHome Playoff Games22 in 17 years
13 in 18 yearsFirst-Round Byes12 in 17 years
4 in 18 yearsPlayoff One-and-Dones2 in 17 years
122 (1990-99)Most Wins in a Decade126 (2000-09)

SINCE ROBERT KRAFT PURCHASED THE TEAM IN 1994

TOTAL VICTORIES SINCE 1994 (REGULAR SEASON)

New England Patriots	269
Pittsburgh Steelers	246
Green Bay Packers	244
Denver Broncos	231

TOTAL VICTORIES SINCE 1994 (INCL. POSTSEASON)

New England Patriots	299
Pittsburgh Steelers	266
Green Bay Packers	264
Denver Broncos	245

MOST HOME VICTORIES SINCE 1994 (INCL. POSTSEASON)

New England Patriots	170
Green Bay Packers	156
Pittsburgh Steelers	150
Denver Broncos	145

WINNING PERCENTAGE SINCE 1994 (INCL. POSTSEASON)

TEAM	W	L	T	Pct.
New England Patriots	299	132	0	.694
Pittsburgh Steelers	266	153	2	.634
Green Bay Packers	264	157	2	.626
Denver Broncos	245	165	0	.598

PLAYOFF WINNING PERCENTAGE SINCE 1994

TEAM	W	L	T	Pct.
New England Patriots	30	14	0	.682
Baltimore Ravens	15	8	0	.652
Denver Broncos	14	9	0	.609
Pittsburgh Steelers	20	14	0	.588

SUPER BOWL CHAMPIONSHIPS SINCE 1994

New England Patriots	5
Denver Broncos	3
Baltimore Ravens	2
Green Bay Packers	2
Pittsburgh Steelers	2
N.Y. Giants	2

CONFERENCE CHAMPIONSHIPS SINCE 1994

New England Patriots	9
Pittsburgh Steelers	4
Denver Broncos	4
Green Bay Packers	3
N.Y. Giants	3
Seattle Seahawks	3

DIVISION CHAMPIONSHIPS SINCE 1994

New England Patriots	17
Pittsburgh Steelers	13
Green Bay Packers	12
Indianapolis Colts	10

PLAYOFF VICTORIES SINCE 1994

New England Patriots	30
Pittsburgh Steelers	20
Green Bay Packers	20
Baltimore Ravens	15

PLAYOFF GAMES PLAYED SINCE 1994

New England Patriots	44
Green Bay Packers	36
Pittsburgh Steelers	34
Indianapolis Colts	29

PLAYOFF SEASONS SINCE 1994

New England Patriots	19
Green Bay Packers	18
Indianapolis Colts	16
Pittsburgh Steelers	16



ROBERT KRAFT CHAIRMAN & CEO

NINE CONFERENCE TITLES

The 2017 AFC Championship is the ninth conference championship for Robert Kraft as Patriots owner. His nine crowns are more than any other owner in NFL history in the Super Bowl Era (since 1966).

MOST CONFERENCE CHAMPIONSHIPS BY AN OWNER IN SUPER BOWL ERA

Owner	TEAM	#	SEASONS	SUPER BOWL APPEARANCES
Robert Kraft	New England	9	1996, 2001, 2003, 2004, 2007, 2011, 2014, 2016, 2017	XXXI, XXXVI, XXXVIII, XXXIX, XLII, XLVI, XLIX, LI, LII
Pat Bowlen	Denver	7	1986, 1987, 1989, 1997, 1998, 2013, 2015	XXI, XXII, XXIV, XXXII, XXXIII, XLVIII, 50
Jack Kent Cooke	Washington	5	1972, 1982, 1983, 1987, 1991	VII, XVII, XVIII, XXII, XXVI
Al Davis	Oakland/L.A. Raiders	5	1967, 1976, 1980, 1983, 2002	II, XI, XV, XVIII, XXXVII
Eddie DeBartolo	San Francisco	5	1981, 1984, 1988, 1989, 1994	XVI, XIX, XXIII, XXIV, XXIX
Clint Murchison	Dallas	5	1970, 1971, 1975, 1977, 1978	V, VI, X, XII, XIII
Packers Stockholders	Green Bay	5	1966, 1967, 1996, 1997, 2010	I, II, XXXI, XXXII, XLV
Joe Robbie	Miami	5	1971, 1972, 1973, 1982, 1984	VI, VII, VIII, XVII, XIX
Art Rooney	Pittsburgh	4	1974, 1975, 1978, 1979	IX, X, XII, XIV
Dan Rooney	Pittsburgh	4	1995, 2005, 2008, 2010	XXX, XL, XLIII, XLV
Ralph Wilson	Buffalo	4	1990, 1991, 1992, 1993	XXV, XXVI, XXVII, XXVIII
Max Winter	Minnesota	4	1969, 1973, 1974, 1976	IV, VII, IX, XI

A WINNING TRADITION

Kraft's winning percentage with the Patriots (.694) since taking over the team in 1994 is the highest among all owners/ownership groups with at least 200 wins (regular and postseason) with one team. He is just one of five owners with at least 200 wins and a winning percentage over .600.

Owner	Team	Years	Winning Pct.
Robert Kraft	Patriots	1994-present	.694
Eddie DeBartolo, Jr.	49ers	1977-1999	.636
Clint Murchison, Jr.	Cowboys	1960-1983	.634
Joe Robbie	Dolphins	1966-1989	.609
Pat Bowlen	Denver	1984-present	.598

ALL-TIME POSTSEASON WINS

Robert Kraft has 30 career postseason wins, which are the third-most in NFL history.

OWNERSHIP	YEARS	WINS
The Rooney Family, Pittsburgh (1933-present)	86	36
Green Bay Packers (1919-present)	100	34
Robert Kraft, New England (1994-present)	25	30
The Mara Family, N.Y. Giants (1925-present)	94	24
Eddie DeBartolo, Jr., San Francisco (1977-1999)	23	22
Al Davis, Oakland/Los Angeles (1972-2011)	40	21
Pat Bowlen, Denver (1984-present)	35	21

MILESTONE WIN FOR KRAFT

The Patriots victory over the New York Jets on Dec. 21, 2014 was the 250th win under Robert Kraft's tenure. His 250 wins in his first 368 total games tied Chicago's George Halas for the fastest an owner has reached 250 victories.

KRAFT PASSES OTHER OWNERS

The Patriots have 299 wins overall under Robert Kraft. He has produced more victories than every other Patriots owner combined. Under Kraft, the Patriots are 299-132 overall since he purchased the team in 1994. Kraft's predecessors in the owner's office went 225-276-9 in the 34 years prior to his purchase of the team.

CONTINUITY BREEDS SUCCESS

New England is the first team in NFL history to win five Super Bowls with the same owner (Robert Kraft), head coach (Bill Belichick) and quarterback (Tom Brady).

PATRIOTS IN THE PLAYOFFS

The Patriots have qualified for the playoffs 25 times in their 58-year history. Nineteen of those playoff berths have come in the 24 seasons since Robert Kraft purchased the team in 1994, a dramatic contrast to the six total playoff berths the team earned in its first 34 years of existence. The Patriots have won 20 division crowns, including 15 in the last 17 seasons and 17 of which have come since Robert Kraft's purchase in 1994.

PATRIOTS PLAYOFF SEASONS (25)

Year	How Qualified	Seed	Rec.	Result
2017	Division Champions	1	2-1	AFC Champions
2016	Division Champions	1	3-0	Super Bowl Champions
2015	Division Champions	2	1-1	AFC Championship Game
2014	Division Champions	1	3-0	Super Bowl Champions
2013	Division Champions	2	1-1	AFC Championship Game
2012	Division Champions	2	1-1	AFC Championship Game
2011	Division Champions	1	2-1	AFC Champions
2010	Division Champions	1	0-1	AFC Divisional Round
2009	Division Champions	3	0-1	Wild Card Round
2007	Division Champions	1	2-1	AFC Champions
2006	Division Champions	4	2-1	AFC Championship Game
2005	Division Champions	4	1-1	AFC Divisional Round
2004	Division Champions	2	3-0	Super Bowl Champions
2003	Division Champions	1	3-0	Super Bowl Champions
2001	Division Champions	2	3-0	Super Bowl Champions
1998	Wild Card	6	0-1	Wild Card Round
1997	Division Champions	3	1-1	AFC Divisional Round
1996	Division Champions	2	2-1	AFC Champions
1994	Wild Card	5	0-1	Wild Card Round
1986	Division Champions	3	0-1	AFC Divisional Round
1985	Wild Card	5	3-1	AFC Champions
1982*	16-Team Format	7	0-1	First Round
1978	Division Champions	2	0-1	AFC Divisional Round
1976	Wild Card	4	0-1	AFC Divisional Round
1963	Division Champions	--	1-1	AFL Championship Game

*Strike Year | Bold indicates Kraft era

34-20 Record

A MODEL OF CONSISTENCY

Since Kraft took ownership of the team in 1994, the Patriots have had just three head coaches - Bill Parcells (1994-1996), Pete Carroll (1997-1999) and current head coach Bill Belichick (2000-present). The only team with fewer head coaches since 1994 is the Pittsburgh Steelers, who have had two: Bill Cowher (1992-2006) and Mike Tomlin (2007-present).

FEWEST HEAD COACHES SINCE 1994

Pittsburgh.....	2
New England.....	3
Baltimore Ravens*.....	3
NFL average.....	6.7

* Since 1996

AFC EAST HEAD COACHES SINCE 1994

New England.....	3
N.Y. Jets.....	8
Buffalo.....	10
Miami.....	11



PATRIOTS TEAM NOTES

WHAT TO LOOK FOR IN 2018

- The Patriots are tied with Dallas (5) and San Francisco (5) with five Super Bowl wins and need one more Super Bowl win to tie the Pittsburgh Steelers (6) for the most Super Bowl wins in NFL history.
- The Patriots have played in the most Super Bowls in NFL history with 10 and look to add to that number in 2018.
- The Patriots extended their NFL record by reaching seven straight conference title games (2011-17) and look to add to that total in 2018.
- The Patriots extended their NFL record to nine straight division titles (2009-17) and look to add to that number in 2018.
- The 2017 New England Patriots set an NFL record by advancing in the postseason for the seventh straight season (2011-17) and will look to add to that number in 2018.
- The Patriots have had a winning record for 17 straight seasons (2001-17), and moved past San Francisco (16) and Dallas (16) for the most consecutive winning seasons since the 1970 merger.
- The Patriots are tied with Cleveland for second all-time with 17 consecutive seasons with a .500 record or better, behind Dallas (21).
- The Patriots have made the playoffs for nine straight seasons (2009-17), tied with Dallas (1975-83) and Indianapolis (2002-10) for the most in NFL history.
- The Patriots will try to join Miami (3) and Buffalo (4) as the only teams to reach three consecutive Super Bowls.
- The New England Patriots enter the 2018 season with 34 postseason wins and need two more postseason wins to tie Pittsburgh for the most postseason wins all-time.
- The New England Patriots have earned seven No. 1 seeds and need one more to tie San Francisco (8) and Denver (8) for the most since playoff seeding began in 1975.
- The Patriots have earned a first-round bye an NFL-best 13 times since the current playoff format was instituted in 1990. Denver, Pittsburgh and San Francisco are second with eight byes since 1990.
- With 10 wins, New England can tie San Francisco (1983-98) for the most consecutive seasons with at least 10 wins with 16.
- The Patriots enter 2018 with an NFL-record eight consecutive seasons with at least 11 wins. Indianapolis is second with seven (2003-09).
- The Patriots are tied with Dallas with 12 12-win seasons since 1970 and need one more to tie San Francisco for the most with 13 12-win seasons.
- New England has won 13 games in a single season seven times in franchise history. Only San Francisco has more 13-win seasons with nine.
- The New England Patriots have won 14 or more games in a season five times, most in NFL history. San Francisco is second with four 14-win seasons.

WHAT TO LOOK FOR IN 2018

- The Patriots have tallied six safeties since 2015, most in the NFL over that span. Arizona and Detroit are second with four safeties since 2015.
- New England has 24 undefeated months since 2000, most in the NFL over that span. Indianapolis is second with 15 undefeated months during that time.
- The Patriots have 116 wins (regular and postseason) in this decade and need 11 wins overall in 2018 to tie the 2000-09 Patriots for the most wins in a decade in NFL history with 126 wins.
- The Patriots have 103 regular season wins this decade and need 14 regular season wins over the next two seasons to move past the Indianapolis Colts' record of 115 wins from 2000-09 for the most regular season wins in a decade.
- The Patriots have 215 regular season wins since 2000. The NFL record for most regular season wins over two consecutive decades is 217 by the San Francisco 49ers (1970s/1980s). The Patriots need just three more wins to surpass the 49ers for the most regular season wins in two consecutive decades.
- The Patriots have won 13 postseason games this decade and need one more postseason win to match the NFL record by the Patriots (2000-09), Dallas (1970s) and Pittsburgh (1970s) with 14.

PATRIOTS 2018 CAPTAINS

The New England Patriots 2018 team captains were elected by their teammates.

OFFENSE

- C David Andrews, QB Tom Brady and RB James White

DEFENSE

- S Patrick Chung and DB Devin McCourty

SPECIAL TEAMS

- Matthew Slater

Brady was chosen as a captain for the 17th straight season. McCourty and Slater are captains for the eighth time, while David Andrews was elected for the second consecutive year. Patrick Chung and James White were chosen as captains for the first time.

DECADE-PLUS OF DOMINANCE

The Patriots record of 223-70 (.761) since the 2002 season is the best in the NFL. Only four NFL teams have posted a winning percentage of .600 or better. The Patriots are the only team over .700.

BEST RECORDS SINCE 2002 (INCLUDING POSTSEASON)

Team	W	L	T	Pct.
New England	223	70	0	.761
Pittsburgh	181	99	2	.645
Indianapolis	177	105	0	.628
Green Bay	169	110	2	.605
Philadelphia	162	114	1	.587
Seattle	160	121	1	.569
Denver	159	114	0	.582
Baltimore	156	120	0	.565
New Orleans	149	122	0	.550



PATRIOTS TEAM NOTES

DIVISIONAL DOMINANCE

The New England Patriots own an 81-23 (.779) record in regular season AFC East games since the beginning of the 2001 season, compiling the best intra-division record of any team in the NFL.

NFL'S TOP DIVISIONAL RECORDS SINCE 2001

Team	W	L	T	Pct.
New England	81	23	0	.779
Pittsburgh	75	31	1	.706
Green Bay	72	32	2	.689
Indianapolis	72	32	0	.692

AFC EAST DIVISIONAL RECORDS SINCE 2001

Team	W	L	T	Pct.	Div. Titles	Years
New England	81	23	0	.779	15	2001, 03-07, 09-17
N.Y. Jets	47	58	0	.448	1	2002
Miami	44	61	0	.419	1	2008
Buffalo	38	66	0	.365	0	---

The New England Patriots have won 14 division titles and have 14 playoff berths since realignment in 2002, most in the NFL.

MOST DIVISION TITLES SINCE 2002 REALIGNMENT

Team	Division Titles	Playoff Berths
New England	14	14
Green Bay	9	12
Indianapolis	9	12
Pittsburgh	8	11
Seattle	8	11
Philadelphia	7	9

NINE STRAIGHT DIVISION TITLES

The Patriots have won nine straight AFC East titles, the longest streak in NFL history. The Patriots have won 15 of the last 17 AFC East division crowns.

MOST CONSECUTIVE DIVISION TITLES

Team	Division	Years	Titles
New England	AFC East	2009-17	9
L.A. Rams	NFC West	1973-79	7
Pittsburgh	AFC Central	1974-79	6
Minnesota	NFC Central	1973-78	6
Dallas	NFL Capitol/NFC East	1966-71	6
Cleveland	American/Eastern Conf.	1950-55	6
New England	AFC East	2003-07	5
Denver	AFC West	2011-15	5
Indianapolis	AFC South	2003-07	5
Dallas	NFC East	1992-96	5
San Francisco	NFC West	1986-90	5
Chicago	NFC Central	1984-88	5
Oakland	AFC West	1972-76	5

ROAD WARRIORS I

The Patriots ran a 14-game road win streak that started with a victory in the 2016 season opener at Arizona on Sept. 11, 2016 and ended with a loss at Miami on Dec. 11, 2017. The 14-game road streak is a team record, breaking the old mark of 12 straight road wins from Dec. 24, 2006 through Oct. 5, 2008. The 14-game streak is second in NFL history to the 18-game road win streak by the San Francisco 49ers (1988-90).

ROAD WARRIORS II

Since the start of the 1994 season when Robert Kraft purchased the team, the Patriots have the best regular season road record in the NFL. New England has finished undefeated on the road in two seasons (2007 and 2016).

BEST ROAD RECORDS SINCE 1994

Team	W	L	T	Pct
New England	121	73	0	.624
Pittsburgh	109	84	1	.564
Indianapolis	100	94	0	.515
Green Bay	99	94	0	.513
Philadelphia	97	94	2	.508

WINNING THE CLOSE ONES

Since 2001, the New England Patriots own the NFL's best record (including postseason) in games decided by three points or fewer. The Patriots are the only team with a winning percentage above .700 in those games. New England is 7-2 in those close games in the playoffs. The only defeats are a 17-14 loss to the N.Y. Giants in Super Bowl XLII and a 20-18 loss in the 2015 AFC Championship game at Denver.

BEST RECORD IN GAMES DECIDED BY 3 POINTS OR FEWER (SINCE 2001; INCLUDING PLAYOFFS)

Team	W	L	T	Win Pct
New England	41	17	0	.702
Indianapolis	42	23	0	.646
Denver	38	26	0	.594
Atlanta	38	30	1	.558
Seattle	37	30	1	.551
Chicago	32	27	0	.542

1ST AFL TEAM TO REACH 500

The Patriots have the most overall wins among the original eight AFL teams. They are the first original AFL team to reach 500 victories.

OVERALL VICTORY TOTAL OF ORIGINAL AFL TEAMS (INCLUDING PLAYOFFS)

Team	W	L	T
New England	524	408	9
Denver	495	424	10
Oakland	487	433	11
Kansas City	469	433	12
SD/L.A. Chargers	447	457	11
Tennessee	439	477	6
Buffalo Bills	424	485	8
N.Y. Jets	410	494	8

BETTER THAN AVERAGE

The Patriots are the only NFL team to finish with a record of .500 or better in each of the last 17 years (2001-2017). Each of the other 31 NFL teams has had at least one losing season since 2001. The Patriots are now tied with the Cleveland Browns (1957-73) for the second-longest streak at .500 or better, behind the Dallas Cowboys (1965-85) streak of 21 straight years.

MOST CONSECUTIVE SEASONS WITH A .500 OR BETTER RECORD

Team	Seasons	Consecutive Seasons at .500 or better
Dallas	1965-85	21
New England	2001-present	17
Cleveland	1957-73	17

NFL'S BEST AT HOME

Since Gillette Stadium opened in 2002, the Patriots own the NFL's best record at home overall. The Patriots own an overall record of 108-21 (.837) at home in regular season games and a 126-24 (.840) record including playoffs. The Patriots are an NFL-best 170-48 at home since 1994 when Robert Kraft purchased the team.

BEST HOME RECORDS SINCE 2002 (INCLUDING PLAYOFFS)

Team	W	L	T	Pct
New England	126	24	0	.840
Seattle	100	40	0	.714
Pittsburgh	99	40	1	.711
Baltimore	97	37	0	.724
Indianapolis	97	43	0	.693
Green Bay	95	44	2	.681
Denver	93	46	0	.669
Philadelphia	87	54	0	.617
Minnesota	86	48	0	.642
Atlanta	82	54	0	.603



PATRIOTS TEAM NOTES

INTER-CONFERENCE RECORD

The New England Patriots own a 51-14 (.785) record vs. NFC teams since realignment in 2002, the best inter-conference record in the NFL during that time.

NFL'S BEST INTER-CONFERENCE RECORD SINCE 2002

Team	W	L	T	Pct.
New England	51	14	0	.785
Pittsburgh	44	20	1	.685
Indianapolis	41	25	0	.621
Denver	39	26	0	.600
Philadelphia	38	26	1	.592
Baltimore	37	27	0	.578
Cincinnati	36	26	3	.577
Tennessee	36	28	0	.563
Dallas	36	28	0	.563

BOUNCE BACK PATS

Since the beginning of 2003, the Patriots are 45-7 (.865) in regular-season games following a loss. They have dropped back-to-back regular-season games in 2006, 09, 11-12 and 15 (twice) and in 2018. As a starter in his career, Tom Brady is 45-11 in games following a loss.

UNDEFEATED MONTHS

The Patriots have 24 undefeated months since 2000. It is the most undefeated months since 2000. Indianapolis is second with 15 undefeated months during that time.

PATRIOTS UNDEFEATED MONTHS SINCE THE 2000 SEASON (EXCLUDING JANUARY)

2001	December
2003	October, November, December
2004	September, November
2005	December
2006	October
2007	September, October, November, December
2008	December
2010	October, December
2011	December
2012	November
2013	September
2014	October
2015	September, October
2016	September, December
2017	November

DEFENSE

DEFENSE DOMINATES AGAIN

The 2017 Patriots finished fifth in the NFL by allowing 18.5 points per game. It was the 12th time since 2001 that the Patriots finished a season allowing 20 points or fewer per game, the most in the NFL during that time. The Patriots had a streak of eight consecutive games in 2017 when they held their opponent to 20 points or less.

SEASONS ALLOWING 20 POINTS PER GAME OR FEWER SINCE 2001

Team	Seasons	Years
New England 12	2001, 2003-04, 2006-10, 2014-17
Baltimore 11	2001, 2003-06, 2008-11, 2014, 2017
Pittsburgh 11	2001, 2004-08, 2010-12, 2015, 2017
Miami 8	2001-03, 2005-06, 2008, 2011-12
Seattle 8	2005, 2007, 2011-16

DEFENSE DENIES I

The Patriots defense held its opponents to 20 points or less in 11 games in 2017, tied for the most under Bill Belichick. The Patriots held their opponents under 20 points 11 times in 2001, 2006 and 2016. The 2017 Patriots had a streak of eight straight games keeping their opponents under 20 points, the longest streak under Belichick.

DEFENSE DENIES II

The Patriots allowed just six rushing touchdowns in 2017, the second-best mark in the NFL. Tennessee allowed just five. It was the second season in a row and fifth in team history that the Patriots allowed just six rushing touchdowns, the second-fewest in franchise history.

FEWEST RUSHING TOUCHDOWNS ALLOWED BY THE PATRIOTS IN A SEASON

Rush TDs Allowed	Season(s)
5 1991
6 1999, 2009, 14, 16, 17
7 1966, 2001, 07
8 1977, 98, 2008, 15

FORCING THE ISSUE

The Patriots lead the NFL with a +194 turnover margin since the 1994 season.

NFL TURNOVER MARGIN SINCE 1994

New England +194
Kansas City +138
Green Bay +99

RED ZONE TAKEAWAYS

The Patriots defense led the NFL in 2017 with six takeaways in the red zone. Baltimore was second with five takeaways in the red zone.

PATRIOTS DEFENSIVE TAKEAWAYS IN THE RED ZONE

1. DL Trey Flowers forced a fumble that was recovered by LB Elandon Roberts vs. Carolina (10/1) when the Panthers reached the New England 13-yard line.
2. CB Malcolm Butler forced a fumble at the 1-yard line that resulted in a touchback at the New York Jets (10/15).
3. LB Marquis Flowers forced a fumble that was recovered by DB Patrick Chung at Oakland (11/19) after the Raiders reached the New England 15-yard line.
4. CB Stephon Gilmore intercepted a pass in the end zone vs. Miami (11/26) after the Dolphins reached the New England 15-yard line.
5. LB Eric Lee intercepted a pass at the 1-yard line at Buffalo (12/3) after the Bills reached the New England 6-yard line.
6. DB Duron Harmon intercepted a pass in the end zone at Pittsburgh (12/17) with five seconds to play after the Steelers reached the New England 7-yard line.

Additionally, DB Duron Harmon intercepted a pass in the end zone vs. Houston (9/24) on a pass from Houston's 46-yard line, and DB Jonathan Jones intercepted a pass vs. the LA Chargers at the New England 1-yard line on a pass from the 23-yard line.

BLOCK PARTY

The Patriots blocked kicks in three straight games in 2017. DL Casius Marsh blocked a field goal vs. Atlanta (10/22), followed by DL Lawrence Guy blocking a field goal vs. LA Chargers (10/29). Then RB Rex Burkhead blocked a punt at Denver (11/12). It tied for the best stretch of blocked kicks for the Patriots under Bill Belichick. In 2014, they had three straight games with a block. RB Brandon Bolden blocked a punt at San Diego (12/7), LB Jamie Collins blocked a field goal vs. Miami (12/14) and DL Vince Wilfork blocked a field goal at the NY Jets (12/21).

MOST BLOCKED KICKS SINCE 2014

Philadelphia 15
Miami 13
Baltimore 13
New England 12 (8 FGs, 2 XPs & 2 Punts)
Denver 12

SAFETY DANCE

LB Brandon King tackled Chargers PR Travis Benjamin in the end zone on a punt return for a safety vs. LA Chargers on Oct. 29, 2017. The Patriots recorded the NFL's first safety on a punt since the New Orleans Saints recorded a safety on a punt at Tennessee on Sept. 21, 2003. It was the Patriots first special teams safety since Dec. 9, 1979, when the Jets fumbled a snap on a punt out of the end zone. It marked the second time in team history that they recorded a safety on a punt return. On Oct. 31, 1965, at the San Diego Chargers, DB Jay Cunningham tackled a Chargers player in the end zone during a punt return.

MOST SAFETIES SINCE 2015

New England 6
Arizona 4
Detroit Lions 4

FIRST FAKE PUNT SINCE 2004

Nate Ebner took a direct snap on a fake punt vs. Miami (11/26/17) that resulted in a first down. It was the Patriots first fake punt attempt since 2004, when Larry Izzo was stopped for no gain.



PATRIOTS TEAM NOTES

OFFENSE

TAKING CARE OF BALL PAYS OFF

Since 2002, the Patriots are an NFL-best 122-19 when throwing no interceptions.

ZERO INT GAMES

Team	Games with 0 Ints	W-L-T	Win Pct.
New England	141	122-19-0	.865
Kansas City	129	85-44-0	.659
Green Bay	117	96-19-2	.829
Jacksonville	115	70-45-0	.609
Seattle	115	84-30-1	.735
San Francisco	115	76-38-1	.665
Indianapolis	113	90-23-0	.796
Minnesota	112	75-36-1	.674
Philadelphia	112	81-31-0	.723
New Orleans	110	85-25-0	.773
Atlanta	109	79-29-1	.729

PROTECTING THE BALL

Since 2008, the Patriots lead the NFL with 67 regular-season games without turning the ball over. The Patriots are 60-7 in those games.

ZERO TURNOVER GAMES (SINCE 2008)

New England	67
Green Bay	58
Kansas City	56
San Francisco	50
Seattle	47

BALL SECURITY

The 2017 Patriots had just 12 turnovers (eight interceptions and four fumbles), the second fewest in the NFL behind Kansas City's 11. Twelve turnovers in 2017 were the third fewest in team history.

FEWEST GIVEAWAYS IN 16-GAME SEASON

Team	Year	Giveaways
San Francisco	2011	10
New England	2010	10
New England	2016	11
Atlanta	2016	11
Kansas City	2017	11
New England	2017	12
Buffalo	2016	12
Green Bay	2014	13
New England	2014	13
Miami	2008	13
N.Y. Giants	2008	13

400-POINT SEASONS

The Patriots extended their NFL record to 11 straight seasons with at least 400 total points (2007-17) after finishing with 458 points in 2017. The San Diego Chargers previously held the record by scoring at least 400 points in eight straight seasons from 2004-11. The Patriots 458 points last year were second in the NFL to the 478 by the Los Angeles Rams.

SANDWICH SCORING

The Patriots scored in the final minute of the first half 11 times in 2017:

- 13-yard TD pass with 13 seconds to play at New Orleans (9/17/17)
- 58-yard field goal with no time remaining vs. Carolina (10/1/17)
- 23-yard field goal with 40 seconds to play at Tampa Bay (10/5/17)
- 2-yard TD pass with 9 seconds to play at NY Jets (10/15/17)
- 2-yard TD pass with 21 seconds to play vs. Atlanta (10/22/17)
- 36-yard field goal with 24 seconds to play vs. L.A. Chargers (10/29/17)
- 11-yard TD pass with 25 seconds to play at Denver (11/12/17)
- 62-yard field goal with no time remaining at Oakland (11/19/17)
- 39-yard field goal with 15 seconds to play at Buffalo (12/03/17)
- 46-yard field goal with two seconds to play at Miami (12/11/17)
- 5-yard TD pass with 20 seconds to play vs. NY Jets (12/31/17)

Additionally, the Patriots had an NFL-best 57 points on the first drive of the second half in 2017. Conversely, the N.Y. Giants were last with 10 points on their first possession of the second half.

RUSH TO VICTORY

Since 2000, New England is 47-1 in the regular season when a Patriot eclipses 100 yards rushing. The only loss during the Bill Belichick era came at Miami on Dec. 20, 2004, when Corey Dillon rushed for 121 yards on 26 carries and the Patriots lost to the Dolphins, 29-28. Since then, New England is 34-0 with a 100-yard rusher. In 2017, RB Dion Lewis rushed for 112 yards on 15 carries in a Patriots 35-17 win over Miami (11/26/17) and 129 on 24 carries vs. Buffalo (12/24/17).

30 CATCHES, 30 CARRIES

The 2017 New England Patriots became the first team to have three running backs with 30 receptions and 30 carries since 1989 when the Atlanta Falcons and the New York Jets had three such players.

RB Dion Lewis had 180 carries and 32 receptions, RB James White had 43 rushes and 56 receptions and RB Rex Burkhead had 64 rushes and 30 receptions.

NFL PICK RECORD

The Patriots set an NFL record by throwing just two interceptions in 2016. The previous NFL record for fewest interceptions thrown in a season by an NFL team since the 1970 merger was five. The 2016 Patriots had just two interceptions in 550 pass attempts.

FEWEST INTERCEPTIONS IN A SEASON

Team	Year	Int.	Pass Attempts
New England	2016	2	550
New England	2010	5	507
San Francisco	2011	5	451
Kansas City	1990	5	449
NY Giants	1990	5	398
Green Bay	1966	5	318
Cleveland	1960	5	264

THREE 1,000-YARD PLAYERS

The Patriots had three players with 1,000-plus yards in scrimmage yards in the same season for the first time in franchise history in 2017 with WR Brandin Cooks (1,122), TE Rob Gronkowski (1,084) and RB Dion Lewis (1,110).

TWO 1,000-YARD RECEIVERS

Rob Gronkowski (1,084) and Brandin Cooks (1,082) both reached 1,000 yards in 2017. It is the sixth time that the Patriots have had two players reach 1,000 yards in a season. Kansas City and Detroit were the only other teams in 2017 with two 1,000-yard receivers.

2017 Brandin Cooks (1,082) and Rob Gronkowski (1,084)
 2011 Wes Welker (1,569) and Rob Gronkowski (1,327)
 2009 Wes Welker (1,348) and Randy Moss (1,264)
 2008 Wes Welker (1,165) and Randy Moss (1,008)
 2007 Wes Welker (1,175) and Randy Moss (1,493)
 1979 Harold Jackson (1,013) and Stanley Morgan (1,002)

TWO SCORE 2 RECEIVING TDS

The Patriots had two players finish a game with two receiving touchdowns with WR Chris Hogan and WR Brandin Cooks each scoring on two passes in the win vs. Houston (9/24/17). It was the first time the Patriots have had two players finish with two touchdowns since Oct. 28, 2012, when TE Rob Gronkowski and WR Wes Welker each had two touchdown receptions against the Rams in London.

GAMES UNDER TOM BRADY WHERE THE PATRIOTS HAD TWO PLAYERS WITH AT LEAST TWO TOUCHDOWN RECEPTIONS

Sept. 24, 2017 vs. Houston Brandin Cooks (2) and Chris Hogan (2)
 Oct. 28, 2012 at St. Louis Rob Gronkowski (2) and Brandon Lloyd (2)
 Sept. 25, 2011 at Buffalo Rob Gronkowski (2) and Wes Welker (2)
 Nov. 25, 2010 at Detroit Deion Branch (2) and Wes Welker (2)
 Oct. 18, 2009 vs. Tennessee Randy Moss (3) and Wes Welker (2)
 Oct. 21, 2007 at Miami Randy Moss (2) and Wes Welker (2)



PATRIOTS HOME DOMINANCE



REGULAR-SEASON HOME RECORD SINCE 2002

Team	W	L	T	Pct.
New England	108	21	0	.836
Baltimore	95	35	0	.727
Pittsburgh	92	36	1	.723
Seattle	90	39	0	.695
Green Bay	90	38	2	.699

HOME PLAYOFF RECORD SINCE 2002

Team	W	L	Pct.
Seattle	10	1	.909
New England	18	3	.857
Indianapolis	8	3	.727
Denver	6	3	.667
Pittsburgh	7	4	.636

HOME RECORD SINCE 2002 (INCLUDING PLAYOFFS)

Team	W	L	T	Pct.
New England	126	24	0	.840
Baltimore	97	37	0	.724
Pittsburgh	99	40	1	.711
Seattle	100	40	0	.714
Indianapolis	97	43	0	.693

HOME RECORD AFTER HALLOWEEN SINCE 2002 (INCLUDING PLAYOFFS)

Team	W	L	T	Pct.
New England	73	17	0	.817
Baltimore	58	21	0	.734
Indianapolis	61	24	0	.718
Pittsburgh	59	24	1	.708
Seattle	60	27	0	.690

HOME RECORD VS. NFC SINCE 2002

Team	W	L	T	Pct.
Pittsburgh	25	6	1	.797
New England	25	7	0	.781
Baltimore	25	7	0	.781
Denver	24	9	0	.719
Cincinnati	21	8	3	.703

HOME RECORD VS. DIVISIONAL OPPONENTS SINCE 2002

Team	W	L	T	Pct.
New England	41	7	0	.854
Indianapolis	38	10	0	.792
Pittsburgh	36	12	0	.750
Green Bay	35	13	2	.719
Seattle	34	14	0	.708

POINT DIFFERENTIAL AT HOME SINCE 2002

Team	Point Differential
New England	1,411
Baltimore	1,023
Green Bay	1,013
Pittsburgh	930
Seattle	920

POINTS ALLOWED PER GAME AT HOME SINCE 2002

Team	Point Average
Baltimore	16.7
New England	17.5
Seattle	18.1
Pittsburgh	18.5
Green Bay	19.2

POINTS SCORED PER GAME AT HOME SINCE 2002

Team	Point Average
New England	28.5
New Orleans	27.5
Green Bay	27.0
L.A. Chargers	26.1
Pittsburgh	25.7



INSIDE THE NUMBERS

BY THE NUMBERS

3

The Patriots blocked kicks in three consecutive games in 2017 with Cassius Marsh blocking a FG vs. Atlanta (10/22/17), Lawrence Guy blocking a FG vs. LA Chargers (10/29/17) and Rex Burkhead blocking a punt at Denver (11/12/17).

5

The 2017 Patriots defense finished the 2017 season by not allowing a fourth quarter touchdown in the final five games. In 14 of 16 games they allowed eight points or less in the fourth quarter.

6-2

The 2017 Patriots finished with a 6-2 record against teams that had a winning record.

6

The Patriots defense had six red zone takeaways in 2017, the most in the NFL. Baltimore was second with five.

9

The Patriots are the only team that has made the playoffs in each of the last nine seasons (2009-17).

14

RB James White has 14 touchdown receptions since 2015, the most among all running backs during that time.

14

From 2016-17, the Patriots had a streak of 14 straight road wins, second-best in NFL history to the 18 straight road wins by San Francisco (1988-90).

14

The Patriots have had a rookie free agent make the 53-man opening day roster for 14 straight seasons, the third-longest streak behind the Chargers (21) and Colts (19).

16

Tom Brady has thrown at least 10 touchdown passes to 16 different players, second to the 18 different players by Brett Favre.

18

The Patriots have 18 first-team All-Pro selections via the draft since 2000, which ranks behind only Carolina (19) over that span.

17

The Patriots have gone 17 straight seasons without being swept by a division opponent after beating each of the AFC East teams in 2017, extending the longest such streak since the 1970 NFL merger.

17

The Patriots have won nine or more games in 17 straight seasons, the most in the NFL.

22

The Patriots have scored on the final possession of the first half and the opening possession of the second half 22 times since 2009, first in the NFL. New Orleans is second with 16 such occurrences.

48

The Patriots finished tied with Philadelphia for first in the NFL with 48 offensive touchdown drives in 2017.

51

The Patriots are 51-14 (.785) against NFC teams since re-alignment in 2002, the best inter-conference record in the NFL during that time.

62

Stephen Gostkowski kicked a Patriots record 62-yard field goal in Mexico City against Oakland on Nov. 19, 2017. His previous long was from 58 yards earlier that season vs. Carolina (10/1/17).

76

Rob Gronkowski and Tom Brady have connected on 76 touchdown passes. It is the second-most connections between a quarterback and a tight end in NFL history and is fifth overall between quarterbacks and pass-catchers.

TOM BRADY BY THE NUMBERS

1.1

Tom Brady has the lowest interception percentage since 2015 with a 1.1 percentage. He has thrown just 19 interceptions on 1,737 pass attempts during that time.

5

Brady is the only QB with five Super Bowl wins. He joined Hall of Fame DL Charles Haley (5) as the only other NFL player with five Super Bowl wins.

TOM BRADY BY THE NUMBERS

8

Brady won his eighth conference title in 2017. He moved past DL Mike Lodish for the most Super Bowls played with seven in Super Bowl LI. Lodish played in six (four with Buffalo and two with Denver).

12

Brady played in his 12th conference championship game in 2017, the most in NFL history. Gene Upshaw and George Blanda (10) are second for most conference championship game appearances.

16

Brady set a Super Bowl record with 16 straight pass completions in Super Bowl XLVI vs. the New York Giants.

19

The longest streak of consecutive pass completions by Brady in a regular season game (Sept. 10, 2015 vs. Pittsburgh), a team record.

90.3

The percent of quarterback keepers converted by Brady (115 of 127) for first downs (87-of-95 on third-and-2 or less and 28-of-32 on fourth-and-2 or less).

505

Brady set a Super Bowl record with 505 passing yards in Super Bowl LII, breaking the record of 466 yards he set the previous year in Super Bowl LI.

4,577

Brady led the NFL in 2017 with 4,577 yards at age 40 to become the oldest player to lead the NFL. The previous oldest player to lead the league in passing was Fran Tarkenton with 3,468 yards in 1978 at age 38 with Minnesota.

THE KRAFT ERA

5

The number of Super Bowl championships the Patriots have won since Robert Kraft purchased the team in 1994. That mark is the highest total in the NFL over that span.

9

The number of conference championships the Patriots have won since Robert Kraft purchased the team in 1994, an NFL record for most conference championships as an owner.

17

The number of division championships won by the Patriots since Kraft purchased the team in 1994.

19

The number of playoff seasons earned by the Patriots in the 24 seasons since Robert Kraft purchased the team.

44

The number of playoff games the Patriots have appeared in since 1994, the most in the NFL. Green Bay has the second most with 36.

266

The number of consecutive home games that have been sold out, including all playoff and preseason games, dating back to the 1994 season opener.

299

The number of games the Patriots have won since Robert Kraft purchased the franchise in 1994. Prior to Kraft's ownership, the team had won 225 total games in its entire 34-year history from 1960-93.

THE BELICHICK ERA

3

Bill Belichick (279 wins) is in third place on the NFL wins list.

4

Bill Belichick is the first coach to lead his team to four 500-point seasons (2007, 2010-12).

5

Bill Belichick has won five Super Bowls as a head coach, the most Super Bowl wins by a head coach in NFL history.

5

The number of 14-win seasons by Bill Belichick, the most among all NFL coaches.

11

Super Bowl LII was Belichick's 11th Super Bowl overall, including eight as a head coach and three as an assistant coach.



BILL BELICHICK NEWS & NOTES

Bill Belichick is the only head coach in NFL history to win five Super Bowl titles. He won more regular season games (123) and more games overall (136) during a 10-year stretch (2002-11) than any other coach in NFL history. In the 2007 season, Belichick led the Patriots to the fourth undefeated and untied regular season in NFL history and the first since the NFL established a 16-game schedule in 1978. His 44 consecutive years as an NFL coach are second in NFL history to 45 by Dick LeBeau.

24TH SEASON AS HEAD COACH 44TH NFL SEASON



Overall Record: 279-131 (.680)

Regular Season: 251-120 (.677)

Postseason: 28-11 (.718)

With Patriots overall (2000-18): 242-86 (.738)

Super Bowl Titles: 7 (86, 90, 01, 03, 04, 14, 16)

Conf. Titles: 11 (86, 90, 96, 01, 03, 04, 07, 11, 14, 16, 17)

Division Titles: 22 (75, 78, 86, 89, 90, 96, 98, 01, 03, 04, 05, 06, 07, 09, 10, 11, 12, 13, 14, 15, 16, 17)

WHAT TO LOOK FOR IN 2018

- Belichick has an NFL-best five Super Bowl championships as a head coach. If he wins one more championship, he will join George Halas and Curly Lambeau as the only NFL coaches with six championships since the league began postseason play in 1933.
- Belichick's 15 division titles are the most in NFL history. Don Shula and Tom Landry are second with 13 division crowns.
- Belichick can extend his NFL record with a 10th consecutive division title. Four other coaches are tied for second with six straight division titles.
- Belichick enters 2018 with 17-straight winning seasons, second-most behind Tom Landry with 20 (1966-85).
- Belichick has 15 straight 10-win seasons, an NFL record. George Seifert is second with eight (1989-96).
- Belichick owns the NFL record with 15 11-win seasons. Don Shula is second with 13.
- Belichick has the NFL record with 12 12-win seasons. Don Shula is second with eight.
- Belichick is the only head coach in NFL history with seven seasons of 13-plus wins. George Seifert is second with four 13-win seasons.
- Belichick has five 14-win seasons, an NFL record. George Seifert is second with three 14-win seasons.

2018 ACCOMPLISHMENTS

- Belichick entered the 2018 season tied for third all-time with Tom Landry with 250 career regular season wins, behind Don Shula (328) and George Halas (318). The 27-20 vs. Houston opening-day win pushed him past Landry into sole possession of third place with 251.

AMONG THE HIGHEST WINNING PCT.

Bill Belichick has recorded 279 career wins, which is third in NFL history. Belichick owns a career winning percentage of .682 which is the highest in NFL history.

TOP WINNING PERCENTAGE AMONG HEAD COACHES WITH AT LEAST 160 WINS (INCL. POSTSEASON)

Head Coach	Team(s)	Years	W	L	T	Pct.
George Halas	Chicago	1920-29, 33-41, 46-55, 58-67	324	151	31	.682
Bill Belichick	CLE/NE	1991-95, 2000-18	279	131	0	.680
Don Shula	BLT/MIA	1963-95	347	173	6	.666
Curly Lambeau	GB/CHI/WAS	1921-53	229	134	22	.630

NOTE: Winning percentage calculated using current NFL rules, counting a tie as a half-win, half-loss.

MOVING ON UP

Bill Belichick ranks third all-time in NFL history with 279 career wins.

MOST WINS NFL COACHES

Head Coach	Team(s)	Years	W	L	T
Don Shula	BLT/MIA	1963-95	347	173	6
George Halas	Chicago	1920-29, 33-41, 46-55, 58-67	324	151	31
Bill Belichick	CLE/NE	1991-95, 2000-18	279	131	0
Tom Landry	Dallas	1960-88	270	178	6
Curly Lambeau	GB/CHI/WAS	1921-53	229	134	22

SUPER SUCCESS

Bill Belichick has won five Super Bowls, the most by a head coach.

MOST SUPER BOWL VICTORIES

Head Coach	Team	Titles	Seasons
Bill Belichick	New England	5	2001, 2003, 2004, 2014, 2016
Chuck Noll	Pittsburgh	4	1974, 1975, 1978, 1979
Joe Gibbs	Washington	3	1982, 1987, 1991
Bill Walsh	San Francisco	3	1981, 1984, 1988

NOTE: Sorted by most recent championship. Super Bowls have determined NFL champion since 1966.

11 SUPER BOWL APPEARANCES

Super Bowl LII was Bill Belichick's 11th Super Bowl in his career, the most appearances by an NFL coach in history.

MOST SUPER BOWL APPEARANCES AS A HEAD COACH OR ASSISTANT

Bill Belichick	11 (eight as a head coach)
Dan Reeves	7 (four as a head coach)
Don Shula	6 (six as head coach)
Tom Landry	5 (five as a head coach)
Chuck Noll	5 (four as a head coach)
Marv Levy	5 (four as a head coach)





BILL BELICHICK NEWS & NOTES

EIGHT CONFERENCE TITLES ARE THE MOST IN SUPER BOWL ERA

The 2017 AFC Championship was Bill Belichick's eighth conference championship, the most in NFL history during the Super Bowl era (since 1966).

MOST CONFERENCE CHAMPIONSHIPS BY A HEAD COACH IN SUPER BOWL ERA

HEAD COACH	TEAM	#	SEASONS	SUPER BOWL APPEARANCES
Bill Belichick	New England	8	2001, 2003, 2004, 2007, 2011, 2014, 2016, 2017	XXXVI, XXXVIII, XXXIX, XLII, XLVI, XLIX, LI, LII
Don Shula	Baltimore/Miami	6	1968, 1971, 1972, 1973, 1982, 1984	III, VI, VII, VIII, XVII, XIX
Tom Landry	Dallas	5	1970, 1971, 1975, 1977, 1978	V, VI, X, XII, XIII
Joe Gibbs	Washington	4	1982, 1983, 1987, 1991	XVII, XVIII, XXII, XXVI
Bud Grant	Minnesota	4	1969, 1973, 1974, 1976	IV, VII, IX, XI
Marv Levy	Buffalo	4	1990, 1991, 1992, 1993	XXV, XXVI, XXVII, XXVIII
Chuck Noll	Pittsburgh	4	1974, 1975, 1978, 1979	IX, X, XIII, XIV
Dan Reeves	Denver/Atlanta	4	1986, 1987, 1989, 1998	XXI, XXII, XXIV, XXIII

ELITE COMPANY

Bill Belichick is one of four NFL head coaches to win five or more championships since the league began postseason play in 1933, but the only one to win five Super Bowls. Belichick can join George Halas and Curly Lambeau as the only coaches with six titles with a victory in Super Bowl LII.

HEAD COACHES WITH FOUR OR MORE NFL TITLES

Coach	NFL Titles	Championship Teams
George Halas	6	Chicago (1921, 33, 40, 41, 46, 63)
Curly Lambeau	6	Green Bay (1929, 30, 31, 36, 39, 44)
Bill Belichick	5	New England (SB XXXVI, XXXVIII, XXXIX, XLIX, LI)
Vince Lombardi	5	Green Bay (1961, 62, 65, SB I, II)

POSTSEASON APPEARANCES

Belichick coached in his NFL record 37th postseason game in the 2017 AFC Divisional Playoff game against Tennessee to move past Tom Landry and Don Shula. He has now coached in 39 postseason games.

MOST POSTSEASON GAMES AS A HEAD COACH

Head Coach	Team(s)	Games
Bill Belichick	CLE/NE	39
Tom Landry	Dallas	36
Don Shula	BLT/MIA	36
Chuck Noll	Pittsburgh	24
Mike Holmgren	GB/SEA	24
Joe Gibbs	Washington	24

12 CONFERENCE CHAMPIONSHIP GAMES

Belichick reached his 12th conference championship game as a head coach in 2017 to extend his record for the most since the 1970 merger.

MOST CONFERENCE CHAMPIONSHIPS AS A HEAD COACH

Head Coach	Conference Championships
Bill Belichick	12
Tom Landry	10
Don Shula	7
Chuck Noll	7
John Madden	6
Bill Cowher	6

MOST POSTSEASON WINS

Belichick earned his NFL-record 21st postseason victory after defeating the Indianapolis Colts in the AFC Championship Game on Jan. 18, 2015. He now has 28 postseason victories.

MOST PLAYOFF WINS BY AN NFL HEAD COACH

COACH	TEAM(s)	WINS
Bill Belichick	CLE/NE	28
Tom Landry	Dallas	20
Don Shula	BLT/MIA	19
Joe Gibbs	Washington	17
Chuck Noll	Pittsburgh	16

BEST POSTSEASON RECORDS IN NFL HISTORY (MINIMUM 10 GAMES)

HEAD COACH	TEAM	W	L	PCT.
Vince Lombardi	GB/WAS	9	1	.900
Tom Flores	Oakland	8	3	.727
Bill Belichick	CLE/NE	28	11	.718
Bill Walsh	San Francisco	10	4	.714
Joe Gibbs	Washington	17	7	.708
Jimmy Johnson	DAL/MIA	9	4	.692

POSTSEASON APPEARANCES

Bill Belichick has led his teams to 16 postseason berths, which is third all-time among NFL head coaches.

NFL HEAD COACHES WITH THE MOST POSTSEASON BERTHS

Bill Belichick has led his teams to 16 postseason berths, which is third all-time among NFL head coaches.

Head Coach	Postseason Appearances
Don Shula	19
Tom Landry	18
Bill Belichick	16

DIVISION TITLES RECORD

Belichick again guided the Patriots to the AFC East title in 2017. His 15 division titles are the most by a head coach in NFL history. Shula and Tom Landry are second with 13 titles.



BILL BELICHICK NEWS & NOTES

MOST CONSECUTIVE DIVISION TITLES

Belichick is the first NFL coach to lead his team to nine consecutive division titles after claiming the AFC East crown in 2017. Paul Brown (1950-55), Tom Landry (1966-71), Bud Grant (1973-78) and Chuck Noll (1974-79) led their teams to six straight titles.

NFL COACHES WITH THE MOST CONSECUTIVE DIVISION TITLES

Head Coach	Team	Consec. Div. Titles
Bill Belichick	New England	9 (2009-2017)
Paul Brown	Cleveland	6 (1950-1955)
Tom Landry	Dallas	6 (1966-1971)
Bud Grant	Minnesota	6 (1973-1978)
Chuck Noll	Pittsburgh	6 (1974-1979)

SUPER COMEBACK

Belichick coached the Patriots back from a 25-point deficit to win Super Bowl LI. A comeback of that magnitude is extremely rare. There had been 2,656 games where a team led by 25 points or more in NFL history, including the postseason. Teams leading by 25 have recorded 2,647 wins, 7 losses and 2 ties, a winning percentage of .997.

PATRIOTS RENAISSANCE

Once head coach Bill Belichick implemented his coaching design on the Patriots, his approach has given him the best record of any NFL head coach who has coached over 40 games since 2001 (including the postseason).

NFL COACHES RECORDS SINCE 2001

Coach	Team(s)	W	L	T	Pct.
Bill Belichick	New England	237	75	0	.760
Tony Dungy	TB/IND	101	41	0	.711
Jim Harbaugh	San Francisco	49	22	1	.688
Bill Cowher	Pittsburgh	70	35	1	.665
Mike Tomlin	Pittsburgh	125	68	1	.647
Mike McCarthy	Green Bay	132	79	2	.620
Pete Carroll	Seattle	89	55	1	.617
Mike Martz	St. Louis	46	29	0	.613
Bruce Arians	Arizona	50	32	1	.608
Andy Reid	PHI/KC	180	116	1	.608
Sean Payton	New Orleans	114	77	0	.597
John Harbaugh	Baltimore	106	72	0	.596

3X COACH OF THE YEAR

The Associated Press named Bill Belichick the NFL's Coach of the Year in 2010, the third time that Belichick earned the honor. He was also named Coach of the Year following the 2003 and 2007 seasons, joining Don Shula (4-time winner) and Chuck Knox as the only three-time winners.

ABOVE THE CENTURY MARK

Bill Belichick has an overall record of 279-131. He joins Don Shula and George Halas as the only coaches with 100 more wins than losses.

MOST WINS AMONG NFL COACHES

Head Coach	Team(s)	W	L	T
Don Shula	BLT/MIA	347	173	6
George Halas	Chicago	324	151	31
Bill Belichick	CLE/NE	279	131	0

500+ FOR 3 STRAIGHT YEARS

Belichick is the first head coach in NFL history to lead a team to three straight 500-point seasons (2010-12) and four overall (2007-589, 2010-518, 2011-513 and 2012-557). St. Louis is the only other team to have done it three times (1999-526, 2000-540, 2001-503).

200 WINS WITH PATS

Belichick now has 215 career regular-season wins with the Patriots, the fourth most regular-season wins with one team.

NFL HEAD COACHES WITH THE MOST WINS WITH ONE TEAM

Coach	Team	W	L	T
George Halas	Chicago	318	148	31
Don Shula	Miami	257	133	2
Tom Landry	Dallas	250	162	6
Bill Belichick	New England	215	76	0
Curly Lambeau	Green Bay	209	104	21
Chuck Noll	Pittsburgh	193	148	1

BETTER THAN AVERAGE

Belichick has led the Patriots to 17 straight seasons with a winning record (2001-2017), second all-time behind Tom Landry (1966-85), whose Dallas Cowboys accomplished the feat 20 times from 1966-85.

MOST CONSECUTIVE SEASONS WITH A WINNING RECORD

Head Coach	Team	Years
Tom Landry	Dallas	20 – 1966-1985
Bill Belichick	New England	17 – 2001-2017
Curly Lambeau	Green Bay	14 – 1934-1947
Curly Lambeau	Green Bay	12 – 1921-1932
George Halas	Chicago	10 – 1933-1942
John Madden	Oakland	10 – 1969-1978

CAREER MILESTONE

Belichick is just the fourth NFL head coach to reach 250 career regular-season victories and his 251 regular-season wins are the third-most regular season wins all-time.

MOST REGULAR-SEASON WINS, NFL HEAD COACHES

Head Coach	Team(s)	W	L	T
Don Shula	BLT/MIA	328	156	6
George Halas	CHI	318	148	6
Bill Belichick	CLE/NE	251	120	0
Tom Landry	Cowboys	250	162	6
Curly Lambeau	GB/CHI/WAS	226	132	22

DIVISIONAL SUCCESS

HEAD COACHES WITH THE HIGHEST WINNING PERCENTAGE AGAINST DIVISION OPPONENTS (SINCE 1970 - MINIMUM 60 GAMES)

Head Coach	Team(s)	W	L	T	Win Pct.
Mike Tomlin	PIT	47	19	1	.709
Mike McCarthy	GB	51	21	2	.703
George Allen	L.A. Rams/WAS	42	18	2	.700
Bud Grant	MIN	69	31	1	.688
Tom Landry	DAL	101	46	0	.687
Bill Belichick	CLE/NE	98	46	0	.681
Marty Schottenheimer	CLE/KC/SD/WAS	95	51	0	.651

HEAD COACHES WITH THE MOST WINS AGAINST DIVISION OPPONENTS SINCE 1970


Head Coach	Team(s)	Wins vs. Div. Opponents
Don Shula	MIA	132
Tom Landry	DAL	101
Bill Belichick	CLE/NE	98
Dan Reeves	DEN/NYG/ATL	95
Marty Schottenheimer	CLE/KC/SD/WAS	95



TOM BRADY NEWS & NOTES

CAREER NOTES

Tom Brady has quarterbacked the Patriots to victories in 197 of his 254 career regular-season starts, compiling a .775 winning percentage and giving him the best record of any quarterback in the Super Bowl era (since 1966). Brady's 155 career wins in his first 200 starts are the most in NFL history. Peyton Manning is second with 136 wins in his first 200 career starts.



WHAT TO LOOK FOR IN 2018

- If Brady reaches 30 or more touchdowns passes in 2018, he will become just the fourth player in NFL history with 30 or more touchdown passes in eight seasons, joining Brett Favre (9), Peyton Manning (9) and Drew Brees (9).
- Brady is tied with Peyton Manning, Drew Brees and Aaron Rodgers with four seasons with 35 or more touchdowns and needs to reach that mark in 2018 for his fifth season with 35 or more touchdowns, for the most in NFL history.
- Brady has passed for 4,000 yards nine times in his career and if he reaches 4,000 yards in 2018, he will be the third player to reach ten seasons with 4,000 yards, joining Peyton Manning (14) and Drew Brees (12).
- Brady led the NFL with 36 touchdowns passes in 2015, his fourth time leading the NFL in passing touchdowns. He tied Drew Brees, Len Dawson, Brett Favre, Peyton Manning, Johnny Unitas and Steve Young for most seasons leading the NFL in touchdown passes.
- Brady has 224 career victories (regular season and postseason) and needs three wins in 2018 to move past Adam Vinatieri (226) for the most wins all-time by an NFL player.
- Brady has 565 touchdowns overall (494 in the regular season and 71 in the postseason) and needs 15 touchdown passes to move past Peyton Manning (579) to become the all-time leader in touchdown passes.
- Brady has thrown touchdowns to 69 different players in his career, one behind Vinny Testaverde's NFL-record 70 different TD targets.
- Brady is fourth all-time with 494 regular season touchdowns and needs 6 touchdowns to become the third player to reach 500 touchdowns. He would join (Peyton Manning-539) and (Brett Favre-508).
- Brady has 66,803 career passing yards. He needs 3,197 yards to become the fourth QB in NFL history with 70,000 career passing yards.
- Brady has 82 300-yard games and needs eight more to become the third NFL player with 90 300-yard games, joining Drew Brees (111) and Peyton Manning (93).
- Brady is tied with seven other NFL players with two games with six or more touchdowns and needs one 6-TD game to tie Peyton Manning, who had three games with six or more touchdowns.
- Tom Brady has won 30 Player of the Week awards to set the NFL record for the most Player of the Week honors, and he also leads with 10 Player of the Month honors.
- Brady leads the NFL with 55 career games with three touchdown passes and no interceptions.

- Brady has started 254 regular season games at quarterback. If he starts all 16 games in 2018 he will move past Peyton Manning (265) and be second all-time with 267 starts, behind Brett Favre (298).
- Brady has played in 256 regular season games, which is fifth all-time among NFL quarterbacks. If he plays in all 16 games in 2018 he will move into third place all-time with 269 games played among NFL quarterbacks, behind George Blanda (340) and Brett Favre (302).
- Brady is in his 19th season in 2018 with the Patriots. He joins Jim Marshall (19-Minnesota), Bruce Matthews (19-Houston/Tennessee), Darrell Green (20-Washington), Jackie Slater (20-LA Rams) and Jason Hanson (21-Detroit) as the only players with at least 19 seasons played with one NFL team.
- Brady (13) needs one more Pro Bowl berth to join Tony Gonzalez (14), Peyton Manning (14), Bruce Matthews (14) and Merlin Olsen (14) as the only NFL players with at least 14 Pro Bowl berths.



RECORDING SUCCESS

TOP WINNING PERCENTAGE IN SUPER BOWL ERA (SINCE 1966, MINIMUM 50 STARTS, REGULAR SEASON ONLY)

Player	Team(s)	Years	W	L	T	Pct.
1. Tom Brady	New England	2000-18	197	57	0	.776
2. Roger Staubach	Dallas	1969-79	85	29	0	.746
3. Joe Montana	SF/KC	1979-94	117	47	0	.713

ACTIVE QUARTERBACKS WINNING PERCENTAGE (MINIMUM 32 STARTS, REGULAR SEASON ONLY)

Quarterback	Team(s)	W	L	T	Pct.
1. Tom Brady	New England	197	57	0	.776
2. Ben Roethlisberger	Pittsburgh	136	64	1	.679
3. Russell Wilson	Seattle	66	32	1	.672
4. Aaron Rodgers	Green Bay	95	49	1	.659
5. Dak Prescott	Dallas	23	12	0	.657
6. Andrew Luck	Indianapolis	44	29	0	.603
7. Joe Flacco	Baltimore	94	63	0	.599
8. Matt Ryan	Atlanta	96	65	0	.596
9. Andy Dalton	Cincinnati	65	45	2	.589
10. Alex Smith	SF/KC/WAS	90	63	1	.587

12 AFC CHAMPIONSHIP GAME APPEARANCES

The Patriots have reached 12 conference championship games in the Tom Brady/Bill Belichick era (since 2001 with Brady starting at QB). The Patriots have made 12 title games in the 16 seasons with Brady as the starter.



TOM BRADY NEWS & NOTES

ALL-TIME WINS LEADER

MOST CAREER WINS BY A STARTING NFL QUARTERBACK (INCLUDING PLAYOFFS)

Quarterback	Team(s)	Wins
Tom Brady	New England	224 (197 reg. season/27 postseason)
Peyton Manning	IND/DEN	200 (186 reg. season/14 postseason)
Brett Favre	ATL/GB/NYJ/MIN	199 (186 reg. season/13 postseason)
John Elway	Denver	162 (148 reg. season/14 postseason)

MOST GAMES OVER .500 (INCLUDING PLAYOFFS)

Quarterback	Games Over .500	W	L	T
Tom Brady	157	224	67	0
Peyton Manning	108	200	92	0

NEARING OVERALL WINS MARK

Brady's 224 career wins are an NFL record by a quarterback and second all-time behind Adam Vinatieri.

MOST WINS BY AN NFL PLAYER (INCLUDING PLAYOFFS)

Player	Wins
Adam Vinatieri.....	226
Tom Brady	224
George Blanda.....	218
Jerry Rice	211
Gary Anderson	210
Peyton Manning.....	200
Brett Favre	199
Morten Andersen	194

PILING UP THE WINS

MOST REGULAR SEASON WINS BY A QB IN NFL HISTORY (REGULAR SEASON ONLY)

Name	W	L	T	Pct.
Tom Brady	197	57	0	.775
Brett Favre	186	112	0	.624
Peyton Manning	186	79	0	.702
John Elway	148	82	1	.643
Dan Marino	147	93	0	.613
Drew Brees	144	107	0	.573
Ben Roethlisberger	136	64	1	.679
Fran Tarkenton	124	109	6	.531
Johnny Unitas	119	64	4	.647
Joe Montana	117	47	0	.713

NFL FRANCHISE WINS LEADER

Brady has 197 career regular-season wins with the Patriots, the most by a starting quarterback with one team. Brady set the record with his 161st win in his 208th game, breaking Brett Favre's record of 160 wins with the Packers (253 starts).

MOST WINS AS A STARTING QB FOR ONE TEAM

Player	Team	Wins
Tom Brady.....	New England.....	197
Brett Favre	Green Bay	160
John Elway.....	Denver	148
Dan Marino	Miami.....	147
Peyton Manning.....	Indianapolis.....	141

MVP AWARDS

Brady was named the 2017 MVP for the third time in his career. He is one of four NFL players to win the honor at least three times.

MOST NFL MVP AWARDS

Player	MVP Awards	Years
Peyton Manning.....	5	2003, 04, 08, 09, 13
Tom Brady	3	2007, 10, 17
Jim Brown	3	1957, 58, 65
Brett Favre	3	1995, 96, 97
Johnny Unitas	3	1959, 64, 67

RECORD TITLE HOLDER

Tom Brady extended his NFL record with a 15th division championship in 2017.

Quarterback	Division Titles
Tom Brady.....	15
Peyton Manning	12
Joe Montana	9

BRADY'S COMEBACKS

Brady has engineered 54 career game-winning performances to lead his team back from a fourth quarter deficit or tie.

DATE	OPP.	SCORE	TIME REMAINING				PASSING STATISTICS				FINAL
			IN REG.	ATT	CMP	YDS	TD	INT			
01/21/18	JAC#	10-20	14:52	14	9	138	2	0			24-20
12/17/17	at PIT	16-24	15:00	8	4	75	0	0			27-24
09/24/17	HOU	28-33	2:24	7	5	93	1	0			36-33
02/05/17	ATL**	9-28	15:00	27	21	246	1	0	(ot)		34-28
11/27/16	at NYJ	13-17	10:17	15	10	132	1	0			22-17
11/15/15	at NYG	17-23	15:00	18	11	193	1	1			27-26
10/25/15	NYJ	16-17	15:00	17	14	150	2	0			30-23
02/01/15	SEA**	14-24	15:00	15	13	124	2	0			28-24
01/10/15	BAL*	28-28	15:00	8	9	72	1	0			35-31
12/21/14	at NYJ	10-13	15:00	6	3	26	0	1			17-13
12/07/14	at SD	13-14	15:00	8	7	112	1	0			23-14
12/08/13	CLE	3-19	15:00	20	16	142	2	0			27-26
12/01/13	at HOU	21-24	15:00	12	8	87	0	0			34-31
11/24/13	DEN	21-24	15:00	19	12	100	1	0	(ot)		34-31
10/13/13	NO	23-27	1:13	5	7	70	1	0			30-27
09/08/13	at BUF	20-21	4:31	7	7	36	0	0			23-21
10/21/12	NYJ	23-26	1:37	9	13	95	0	0	(ot)		29-26
09/30/12	at BUF	21-21	15:00	7	4	78	2	0			52-28
01/22/12	BAL#	16-20	15:00	6	3	20	0	1			23-20
12/24/11	MIA	17-17	15:00	11	8	120	0	0			27-24
10/16/11	DAL	13-16	5:13	9	11	87	1	0			20-16
12/19/10	GB	21-27	13:49	6	5	82	1	0			31-27
11/25/10	at DET	24-24	15:00	5	5	86	2	0			45-24
10/17/10	BAL	10-20	14:53	24	16	156	1	1	(ot)		23-20
09/14/09	BUF	13-24	5:32	13	11	112	2	0			25-24
12/29/07	at NYG	23-28	15:00	12	8	130	1	0			38-35
12/03/07	at BAL	17-24	14:25	17	7	113	1	0			27-24
11/25/07	PHI	24-28	15:00	16	11	109	0	0			31-28
11/04/07	at IND	10-20	9:42	10	8	144	2	0			24-20
01/14/07	at SD*	13-21	8:35	14	9	122	1	1			24-21
12/03/06	DET	13-21	13:07	15	14	101	0	0			28-21
11/26/06	CHI	10-10	14:46	7	6	98	1	0			17-13
09/10/06	BUF	14-17	15:00	6	3	58	0	1			19-17
11/13/05	at MIA	15-16	2:53	2	2	76	1	0			23-16
10/30/05	BUF	7-16	10:07	4	4	69	0	0			21-16
10/09/05	at ATL	28-28	3:52	2	2	17	0	0			31-28
09/25/05	at PIT	10-13	14:19	12	12	167	0	0			23-20
02/06/05	PHI**	14-14	15:00	4	2	33	0	0			24-21
10/03/04	at BUF	17-17	15:00	4	2	8	1	0			31-17
02/01/04	CAR**	29-29	1:08	5	4	47	0	0			32-29
01/10/04	TEN*	14-14	15:00	11	6	27	0	0			17-14
11/30/03	at IND	31-31	10:21	6	3	31	1	0			38-34
11/23/03	at HOU	13-20	3:11	14	10	133	1	0	(ot)		23-20
11/03/03	at DEN	23-26	2:51	4	5	58	1	0			30-26
10/19/03	at MIA	13-13	15:00	10	7	147	1	0	(ot)		19-13
10/05/03	TEN	24-27	4:40	1	1	15	0	0			38-30
12/29/02	MIA	13-24	4:59	13	8	69	1	0	(ot)		27-24
11/10/02	at CHI	19-30	5:16	14	9	116	2	0			33-30
09/22/02	KC	38-38	0:00	5	4	46	0	0	(ot)		41-38
02/03/02	STL**	17-17	1:21	8	5	53	0	0			20-17
01/19/02	OAK*	3-13	15:00	27	20	138	0	0	(ot)		16-13
12/16/01	at BUF	6-9	5:57	13	9	116	0	0	(ot)		12-9
12/02/01	at NYJ	14-16	15:00	7	6	56	0	0			17-16
10/14/01	SD	16-26	8:48	18	13	130	1	0	(ot)		29-26

* Statistics are from the time noted until the end of the game

* Divisional Playoffs ** Super Bowl #AFC Championship



TOM BRADY NEWS & NOTES

42 GAME-WINNING DRIVES

Brady has 42 game-winning drives in the fourth quarter or overtime in the regular season.

MOST GAME WINNING DRIVES IN THE FOURTH QUARTER OR OVERTIME (REGULAR SEASON SINCE 1970)

Player	Team(s)	4th Qtr Game-Winning Drives
Peyton Manning	IND/DEN	54
Dan Marino	Miami	47
Drew Brees	SD/NO	43
Brett Favre	GB/NYJ/MIN	43
Tom Brady	New England	42
John Elway	Denver	40
Warren Moon	HOU/MIN/SEA/KC	35

COMEBACK KID

MOST WINS BY A QB AFTER TRAILING BY 10+ POINTS SINCE 2000 (INCLUDING PLAYOFFS)

Player	Wins
Tom Brady	31
Peyton Manning	26
Eli Manning	20
Ben Roethlisberger	18
Drew Brees	18

DIVISION TITLE MARK

Brady extended his NFL record by leading the Patriots to their ninth straight division title in 2017.

MOST CONSECUTIVE DIVISION TITLES BY A STARTING QB

Player	Team	Consecutive Division Titles (Years)
Tom Brady	New England	9 (2009-2017)
Terry Bradshaw	Pittsburgh	6 (1974-1979)
Fran Tarkenton	Minnesota	6 (1973-1978)

NFL RECORD FOR MOST DIVISION TITLES

Tom Brady	15
Peyton Manning	12
Joe Montana	9
Brett Favre	8
Terry Bradshaw	7
John Elway	7

A WINNING COMPARISON

Tom Brady has won 27 postseason games. Only five NFL franchises have won more playoff games in their history than Brady has in his career: Pittsburgh (36), New England, Dallas and Green Bay (34) and San Francisco (30).

Additionally, Tom Brady and Bill Belichick have more playoff wins (27) than the Browns, Cardinals and Lions (25) in their combined seasons of existence.

RECORD AS A STARTER

	REG. SEASON	PLAYOFFS	TOTAL
Overall	197-57	27-10	224-67
Home:	108-18	19-4	127-22
Road:	89-39	8-6*	97-45
By Total Yardage			
Less than 200:	37-17	4-1	41-18
200-299:	92-26	13-5	104-31
300 or more:	68-14	10-4	78-18
Other Records			
On Artificial Turf:	124-20	16-6	140-26
Temp Below 40:	40-6	14-2	54-8
Thanksgiving or later:	74-18	27-10	101-28
Leading at Halftime:	153-17	18-4	171-21
Leading after 3 Qtrs:	165-10	17-3	182-13
Overtime:	9-4	2-0	11-4
Passer rating >100.0:	112-8	14-1	126-9

*-Includes eight Super Bowls at neutral sites

LATE GAME WINNER

Brady now has eight career games in which he threw a game-winning touchdown pass in the final minute of the game to turn a Patriots deficit into a Patriots win.

11/10/02 at Chicago* W 33-30
The Patriots trailed 30-25 when Brady threw a 20-yard touchdown to David Patten with 21 seconds left to give the Patriots a 33-30 win.
*Champaign, Ill.

11/3/03 at Denver W 30-26
The Patriots trailed 26-23 when Brady threw an 18-yard touchdown to David Givens with 30 seconds left to give the Patriots a 30-26 win.

12/3/07 at Baltimore W 27-24
The Patriots trailed 24-20 when Brady threw an 8-yard touchdown to Jabar Gaffney with 44 seconds left to give the Patriots a 27-24 win.

9/14/09 vs. Buffalo W 25-24
The Patriots trailed 24-19 when Brady threw a 16-yard touchdown to Ben Watson with 50 seconds left to give the Patriots a 25-24 win.

10/16/11 vs. Dallas W 20-16
The Patriots trailed 16-13 when Brady threw an 8-yard touchdown pass to Aaron Hernandez with 22 seconds left to give the Patriots a 20-16 win.

10/13/13 vs. New Orleans W 30-27
The Patriots trailed 27-23 when Brady threw a 17-yard touchdown pass to Kenbrell Thompson with five seconds left to give the Patriots a 30-27 win.

12/08/13 vs. Cleveland W 27-26
The Patriots trailed 26-21 when Brady threw a 1-yard touchdown pass to Danny Amendola with 31 seconds left to give the Patriots a 27-26 win.

09/24/17 vs. Houston W 36-33
The Patriots trailed 33-28 with 2:24 to play when Brady threw a 25-yard touchdown pass to WR Brandin Cooks with 23 seconds to play to give the Patriots the lead and then added a two-point play to Cooks for a 36-33 victory.

STERLING CAREER RECORD

Tom Brady's career record is sterling no matter which division or conference foe he is facing:

Record vs. AFC East	75-19
Record vs. rest of AFC	74-23
Record vs. NFC	49-15

WINNINGEST COACH/QB TANDEM

Bill Belichick and Tom Brady have the best winning percentage and most wins for a head coach/starting quarterback tandem since the 1970 merger.

WINNINGEST COACH/QB TANDEM SINCE 1970 (REGULAR SEASON ONLY - BY WINNING PERCENTAGE)

Quarterback/Head Coach	Team	W	L	T	Pct.
Tom Brady/Bill Belichick	NE	197	57	0	.775
Peyton Manning/Tony Dungy	IND	85	27	0	.759
Ken Stabler/John Madden	OAK	60	19	1	.756

WINNINGEST COACH/QB TANDEM SINCE 1970 (REGULAR SEASON ONLY - BY VICTORIES)

Quarterback/Head Coach	Team	W	L	T	Pct.
Tom Brady/Bill Belichick	NE	197	57	0	.775
Dan Marino/Don Shula	MIA	116	68	0	.630
Terry Bradshaw/Chuck Noll	PIT	107	51	0	.677

MOST WINS BY A STARTING QB THROUGH 200 STARTS

Brady had 155 career regular-season wins in his first 200 regular season starts (.775 win pct.). Peyton Manning is second with 136 victories in his first 200 starts.

Tom Brady	155
Peyton Manning	136
Dan Marino	125
John Elway	124



TOM BRADY NEWS & NOTES

NO PLACE LIKE HOME

Brady made his 100th career home start against Chicago on Oct. 26, 2014. The win over Chicago gave Brady an 87-13 home record in his first 100 home starts, the best in NFL history since the merger for a quarterback with at least 50 starts. He owns the best regular-season and overall record at home for a quarterback in NFL history.

BEST HOME REGULAR SEASON STARTING RECORDS (MINIMUM 40 STARTS)

Player	Team	W	L	PCT.
Tom Brady	New England	108	18	.857
Terry Bradshaw	Pittsburgh	67	12	.848
Roger Staubach	Dallas	49	10	.831
John Elway	Denver	95	23	.805
Aaron Rodgers	Green Bay	57	14-1 T	.799
Russell Wilson	Seattle	39	10	.795
Joe Flacco	Baltimore	60	19	.759

BEST HOME STARTING RECORDS (INCLUDING PLAYOFFS)

Player	Team	W	L	PCT.
Tom Brady	New England	127	21	.858
Terry Bradshaw	Pittsburgh	75	14	.843
Russell Wilson	Seattle	44	10	.815
John Elway	Denver	104	25	.806

BEST HOME REGULAR-SEASON RECORD IN FIRST 100 STARTS

Player	Team	W	L	PCT.
Tom Brady	New England	87	13	(.870)
Brett Favre	Green Bay	82	18	(.820)
John Elway	Denver	77	23	(.770)
Peyton Manning	Indianapolis	74	26	(.740)

HOME FIELD ADVANTAGE I

Brady won his 100th regular-season game at Gillette Stadium on Dec. 24, 2017, when the Patriots beat Buffalo, 37-16. He is the only NFL quarterback with 100 wins in a stadium. He now has 102 wins at Gillette Stadium. John Elway is next with 95 wins at Mile High Stadium.

HOME FIELD ADVANTAGE II

Brady is 70-8 overall at home in the regular season since 2007. That is equal or more than the win total that five teams have (home and away) combined during that span.

Team	Wins Since 2007
Tampa Bay.....	70
Oakland	66
Jacksonville	65
Los Angeles Rams	60
Cleveland	49

HOME COOKIN'

The quarterbacks with the most regular season touchdown passes at a single stadium in NFL history:

Player	Team	Stadium	TD Passes
Drew Brees	New Orleans	Mercedes-Benz Superdome	236
Tom Brady	New England	Gillette Stadium	232
Brett Favre	GB/MIN	Lambeau Field	214

ROAD WINNER

The win over Denver on Nov. 12, 2017, was Brady's 86th road victory, passing Peyton Manning for the most in NFL history. Brady now has 89 road wins.

UNDEFEATED AGAINST 5

Brady is undefeated against five teams – Atlanta (5-0), Chicago (4-0), Dallas (4-0), Minnesota (4-0) and Tampa Bay (4-0). Brady is most successful against Buffalo, with a 28-3 career record and the non-divisional team he has beaten the most is Indianapolis (10-3).

BRADY BEATS BUFFALO

Brady owns a 28-3 record against the Buffalo Bills. His 28 wins are most ever by a quarterback against a single team.

MOST WINS BY A STARTING QUARTERBACK AGAINST AN OPPONENT (REGULAR SEASON ONLY)

Tom Brady.....	28 wins against Buffalo
Brett Favre.....	26 wins against Detroit
Tom Brady.....	25 wins against New York Jets
Brett Favre.....	23 wins against Chicago
Dan Marino.....	22 wins against Indianapolis

ONE OF FOUR WITH 500 TOTAL TDS

Brady is second in NFL history in all-time touchdown passes (regular season and playoffs) and ranks first for most touchdowns with one team.

ALL-TIME TOUCHDOWN PASS LEADERS (INCLUDING PLAYOFFS)

Player	Years	Team(s)	Total TD	Regular Season	Playoffs
Peyton Manning	1998-2015	IND/DEN	579	539	40
Tom Brady	2000-Present	New England	565	494	71
Brett Favre	1991-2010	ATL/GB/NYJ/MIN	552	508	44
Drew Brees	2001-present	SD/NO	525	496	29
Dan Marino	1983-1999	Miami	452	420	32
Ben Roethlisberger	2004-present	Pittsburgh	366	336	30
Philip Rivers	2004-present	LA Chargers	361	350	11
Eli Manning	2004-present	N.Y. Giants	360	342	18
Aaron Rodgers	2005-present	Green Bay	355	319	36
Fran Tarkenton	1961-1978	MIN/NYG	353	342	11

MOST TOUCHDOWN PASSES WITH ONE TEAM (INCLUDING PLAYOFFS)

Player	Years	Team(s)	Total TD	Regular Season	Playoffs
Tom Brady	2000-Present	New England	565	494	71
Brett Favre	1992-2007	Green Bay	481	442	39
Dan Marino	1983-1999	Miami	452	420	32
Drew Brees	2006-present	New Orleans	443	416	27
Peyton Manning	1998-2010	Indianapolis	428	399	29

NEARING 500-TD CLUB

Tom Brady is fourth in NFL history with 493 career touchdown passes.

MOST CAREER TOUCHDOWN PASSES (REGULAR SEASON ONLY)

Peyton Manning	539
Brett Favre.....	508
Drew Brees.....	496
Tom Brady.....	494
Dan Marino.....	420

NEARING 70,000 YARDS

Tom Brady (66,803) became the fourth NFL player to reach 65,000 passing yards and is fourth all-time on the NFL's passing list. He reached 65,000 passing yards in the win at Buffalo on Dec. 3, 2017.

Player	Team(s)	Passing Yards
1. Peyton Manning.....	IND/DEN	71,940
2. Brett Favre	GB/NYJ/MIN.....	71,838
3. Drew Brees.....	SD/NO	71,523
4. Tom Brady.....	New England	66,803
5. Dan Marino.....	Miami.....	61,361
6. Eli Manning.....	N.Y. Giants	52,482
7. Ben Roethlisberger.....	Pittsburgh.....	52,205
8. John Elway.....	Denver.....	51,475
9. Philip Rivers.....	SD/LAC	51,254
10. Warren Moon.....	HOU/MIN/SEA/KC	49,325





TOM BRADY NEWS & NOTES

THIRD IN TOTAL YARDS

Brady sits third all-time in NFL history with a combination of passing, rushing and receiving yards in the regular season and playoffs.

NFL ALL-TIME LEADERS FOR TOTAL YARDS (INCLUDING PLAYOFFS)

Peyton Manning	79,978
Brett Favre	79,602
Tom Brady	78,210
Drew Brees	76,186
Dan Marino	65,953

THIRD-HIGHEST QB RATING

Brady owns the third-highest QB rating in NFL history.

HIGHEST QB RATING IN NFL HISTORY

Player	Team(s)	Years	Rating
Aaron Rodgers	Green Bay	2005-18	103.8
Russell Wilson	Seattle	2012-18	98.6
Tom Brady	New England	2000-18	97.5
Tony Romo	Dallas	2004-16	97.1
Drew Brees	SD/NO	2001-18	97.1
Steve Young	TB/SF	1985-99	96.8
Peyton Manning	IND/DEN	1998-2015	96.5
Philip Rivers	SD/LAC	2004-18	95.2

BRADY 300-YARD GAMES

Brady has 82 NFL games with 300 or more yards passing and the Patriots are 68-14 in those games. He is one of three players with at least 80 300-yard games.

NFL QUARTERBACK 300-YARD GAMES

Drew Brees	111
Peyton Manning	93
Tom Brady	82
Dan Marino	63
Brett Favre	62
Philip Rivers	58

Brady had a career-best 11 300-yard games in the 2011 season, tied for third in NFL history behind Drew Brees (13 in 2011) and Peyton Manning (12 in 2013).

5,000 COMPLETIONS

Brady has the fourth-most completions by an NFL quarterback in the regular season.

MOST PASS COMPLETIONS IN NFL HISTORY

Drew Brees	6,326
Brett Favre	6,300
Peyton Manning	6,125
Tom Brady	5,693
Dan Marino	4,967

FOUR 35-TD SEASONS

Brady, who led the NFL in 2015 with 36 touchdowns, is one of four NFL quarterbacks with at least 35 touchdown passes in four different seasons.

QBS WITH THE MOST 35+ PASSING TOUCHDOWNS IN NFL HISTORY

Tom Brady	4 (2007-50, 2010-36, 2011-39, 2015-36)
Peyton Manning	4 (2004-49, 2012-37, 2013-55, 2014-39)
Drew Brees	4 (2011-46, 2012-43, 2013-39, 2016-37)
Aaron Rodgers	4 (2011-45, 2012-39, 2014-38, 2016-40)
Brett Favre	3 (1995-38, 1996-39, 1997-35)

SEVEN 30-TD SEASONS

Brady has seven 30-touchdown seasons overall. The only other Patriots quarterback to have a 30-touchdown season is Vito "Babe" Parilli in 1964 when he led the AFL with 31. Brady is one of four quarterbacks in NFL history to have 30 or more touchdown passes in at least seven seasons and one of six quarterbacks in NFL history with three or more straight seasons with 30 or more touchdowns.

MOST SEASONS WITH 30+ TOUCHDOWN PASSES

Player	30-TD Seasons
Brett Favre	9
Peyton Manning	9
Drew Brees	9
Tom Brady	7
Aaron Rodgers	6
Philip Rivers	5
Dan Marino	4
Tony Romo	4
Eli Manning	3
Kurt Warner	3

CONSECUTIVE 30 TOUCHDOWN SEASONS

Player	Consec. 30-TD Seasons
Drew Brees	9 (2008-2016)
Brett Favre	5 (1994-98)
Peyton Manning	5 (2009-10, 12-14)
Tom Brady	3 (2010-2012)
Dan Marino	3 (1984-86)
Aaron Rodgers	3 (2014-2016)

ECLIPSING 3K

Brady reached 3,000 passing yards for the 15th time in 2017.

MOST 3,000-YARD SEASONS

Brett Favre	18
Peyton Manning	16
Tom Brady	15
Drew Brees	15
Dan Marino	13
Eli Manning	13

4,000-YARD SEASONS

Brady (4,577) reached 4,000 yards in 2017 for the ninth time in his career.

ALL-TIME 4,000 YARD PASSING SEASONS

Peyton Manning	14
Drew Brees	12
Tom Brady	9
Philip Rivers	9
Matthew Stafford	7
Matt Ryan	7
Brett Favre	6
Eli Manning	6
Dan Marino	6
Carson Palmer	6
Aaron Rodgers	6

PATRIOTS TOP PASSING YARDS/SEASON

Player	Year	Yards
Tom Brady	2011	5,235
Tom Brady	2012	4,827
Tom Brady	2007	4,806
Tom Brady	2015	4,770
Tom Brady	2017	4,577
Drew Bledsoe	1994	4,555
Tom Brady	2009	4,398
Tom Brady	2013	4,343
Tom Brady	2005	4,110
Tom Brady	2014	4,109
Drew Bledsoe	1996	4,086

A GOOD RATIO

Brady ranks first in touchdown-to-interception ratio among quarterbacks with 400 career TD passes. He ranks second in TD-to-INT ratio overall, behind only Aaron Rodgers (4.09).

BRADY TOPS 400 CLUB IN TD/INT RATIO (NFL ALL-TIME RANK IN PARENTHESES)

Player	Touchdowns	Interceptions	Ratio
Tom Brady	494 (4)	162 (50)	3.05 (2)
Peyton Manning	539 (1)	251 (9)	2.15 (7)
Drew Brees	496 (3)	228 (15)	2.18 (5)
Dan Marino	420 (5)	252 (8)	1.67 (26)
Brett Favre	508 (2)	336 (1)	1.51 (35)



TOM BRADY NEWS & NOTES

ELITE COMPANY

Brady (254 starts in the regular season and 37 postseason starts) and Pro Football Hall of Famer Jerry Rice (284 regular season starts and 29 postseason starts) are the only NFL players with at least 200 regular-season starts and at least 25 postseason starts.

MOST STARTS UNDER ONE HC

Brady made his 185th career start at Carolina on Nov. 18, 2013, all under Bill Belichick. It is the most starts by a quarterback under one head coach in NFL history. Brady passed Dan Marino, who had 184 career starts under head coach Don Shula. Brady now has 254 career starts under Belichick.

FRANCHISE ALL-TIME LEADING PASSER

Player	Years	ATT	COMP	YDS
Tom Brady	2000-18	8,905	5,693	66,803
Drew Bledsoe	1993-01	4,518	2,544	29,657
Steve Grogan	1975-90	3,593	1,879	26,886

MOST GAMES PLAYED IN PATRIOTS HISTORY

Brady passed Bruce Armstrong at Dallas (10/11/15) with his 213th game played in a Patriot uniform.

Tom Brady	256
Bruce Armstrong	212
Julius Adams	206

200-PLUS STARTS

Brady is one of 10 NFL quarterbacks with at least 200 career starts in the regular season.

MOST NFL STARTS BY AN NFL QUARTERBACK

Player	Team(s)	Starts
Brett Favre	GB/NYJ/MIN	298
Peyton Manning	IND/DEN	265
Tom Brady	New England	254
Drew Brees	SD/NO	251
Dan Marino	Miami	240
Fran Tarkenton	MIN/NYG	239
John Elway	Denver	231
Eli Manning	N.Y. Giants	217
Vinny Testaverde	TB/CLE/BAL/DAL/CAR	214
Warren Moon	HOU/MIN/SEA/KC	203

SECOND WITH 200 STARTS

Brady (254) is the second New England Patriots player to start in at least 200 games. Patriots Hall of Fame OL Bruce Armstrong started in 212 games during his career.

PLAYER OF THE WEEK HONORS

Brady has earned an NFL-record 30 Player of the Week honors after winning the award in Weeks 2, 3 and 10 of the 2017 season. Brady has earned at least three awards in one season five times (2007, 09, 11, 12 and 17). Brady was also named Offensive Player of the Month for November in 2017. It was his 10th Player of the Month award, the most in NFL history. Peyton Manning is second with eight.

CAREER PLAYER OF THE WEEK AWARDS

Player	Years	Team(s)	POW Awards
Tom Brady	2000-18	New England	30
Peyton Manning	1998-2015	IND/DEN	27
Dan Marino	1983-1999	Miami	18
Brett Favre	1991-2010	GB/NYJ/MIN	16
John Elway	1983-1998	Denver	15

PER GAME AVERAGE

NFL PLAYERS TO AVG. 250 YARDS PER GAME (MINIMUM 50 GAMES)

Player	Team(s)	Yards/Game
Drew Brees	SD/NO	283.8
Matthew Stafford	Detroit	278.5
Peyton Manning	IND/DEN	270.5
Matt Ryan	Atlanta	265.2
Tom Brady	New England	260.9
Kurt Warner	STL/ARI	260.8
Aaron Rodgers	Green Bay	258.8
Philip Rivers	SD/LAC	257.6
Ben Roethlisberger	Pittsburgh	257.2
Carson Palmer	CIN/OAK/ARI	254.1
Dan Marino	Miami	253.6

SIX TD PERFORMANCES

Brady has thrown six touchdowns in a game two times and is one of eight NFL players to have thrown at least six touchdowns in a game two times. Brady threw six touchdowns at Miami (10/21/07) and vs. Tennessee (10/18/09).

NFL PLAYERS WITH AT LEAST TWO 6+TD GAMES

Player	Team(s)	6+ TD Games
Peyton Manning	IND/DEN	3 (Two 6 TD games and one 7 TD Game)
George Blanda	Houston	2 games with 7 touchdowns
Y.A. Tittle	N.Y. Giants	2 (1 game with 7 and 1 with 6 TDs)
Drew Brees	New Orleans	2 (1 game with 7 and 1 with 6 TDs)
Tom Brady	New England	2 games with 6 touchdowns
Charley Johnson	St. Louis Cardinals	2 games with 6 touchdowns
Ben Roethlisberger	Pittsburgh	2 games with 6 touchdowns
Aaron Rodgers	Green Bay	2 games with 6 touchdowns

MOST 5 TD PERFORMANCES

MOST CAREER GAMES WITH FIVE TOUCHDOWN PASSES

Player	Team(s)	5-TD Games
Drew Brees	SD/NO	10
Peyton Manning	IND/DEN	9
Tom Brady	New England	6
Dan Marino	Miami	6

28 CAREER 4-TD GAMES

Brady has thrown four or more touchdowns in 28 games - 22 four-TD games, four five-TD games and two six-TD games. The Patriots are 27-1 when Brady throws four or more TD passes. He had two 4-TD games in 2017.

MOST GAMES WITH 4+ TOUCHDOWN PASSES

Player	Team(s)	4+ TD Games
Peyton Manning	IND/DEN	35
Drew Brees	SD/NO	31
Tom Brady	New England	28
Brett Favre	GB/NYJ/MIN	23
Dan Marino	Miami	21
Aaron Rodgers	Green Bay	21

MOST GAMES WITH 4+ TDS AND NO INTERCEPTIONS

Player	Team(s)	Games
Tom Brady	New England	22
Drew Brees	SD/NO	21
Peyton Manning	IND/DEN	18
Aaron Rodgers	Green Bay	16
Brett Favre	GB/NYJ/MIN	12



TOM BRADY NEWS & NOTES

300 YARDS, 4 TDS & 0 INTS

Brady had his 15th NFL game with 300 yards, four touchdowns and no interceptions vs. Houston (9/24/17), second in NFL history to the 18 such games by Drew Brees.

3 TD & 0 INTS

Brady had his 55th game with at least three touchdowns and no interceptions in the win at Oakland (11/19/17). The Patriots are 53-2 (.963) in such games.

MOST GAMES WITH THREE TDS & ZERO INTS IN NFL HISTORY

Player	Team(s)	Games with 3+ TD/0 INT
Tom Brady	New England	55
Peyton Manning	IND/DEN	51
Drew Brees	SD/NO	44
Aaron Rodgers	Green Bay	42
Brett Favre	GB/NYJ/MIN	36

PASSING TO WIN

BEST NFL RECORDS FOR A QB WITH 50 OR MORE PASS ATTEMPTS (INCLUDING PLAYOFFS)

Player	Team(s)	Record
Tom Brady	New England	19-9 (6-2 in postseason)
Dan Marino	Miami	5-11
Drew Brees	SD/NO	4-15
Peyton Manning	IND/DEN	4-13

RECORD FOR ATTEMPTS BETWEEN INTS

Brady attempted 358 consecutive regular-season passes without an interception, a streak spanning from Oct. 17, 2010-Sept. 1, 2011. Brady eclipsed Bernie Kosar's record on Dec. 26, 2010 at Buffalo.

MOST CONSECUTIVE PASS ATTEMPTS WITHOUT AN INTERCEPTION

Player	Team	Season(s)	Att
Tom Brady	New England	2010-11	358
Alex Smith	Kansas City	2015	312
Bernie Kosar	Cleveland	1990-91	308
Drew Brees	New Orleans	2015-16	305
Bart Starr	Green Bay	1964-65	294
Alex Smith	Kansas City	2016-17	292

69 DIFFERENT TARGETS

Brady connected with WR Phillip Dorsett on a 4-yard touchdown pass in the 2018 season opener against Houston. He has now thrown a touchdown pass to 69 different players, one short of the NFL record.

MOST TOUCHDOWN TARGETS BY AN NFL QUARTERBACK

Quarterback	Team(s)	TD Targets
Vinny Testaverde	TB/CLE/BAL/DAL/CAR	70
Tom Brady	New England	69
Steve DeBerg	SF/DEN/TB/KC/ATL	62
Brett Favre	GB/NYJ/MIN	61

40 YEAR-OLD QBS

Brady joined just 12 other quarterbacks since the 1970 merger to start an NFL game past the age of 40. The oldest player to attempt a pass in a game was George Blanda at age 48 as a member of the Oakland Raiders in the final game of his career on Dec. 21, 1975. Blanda finished with one completion on three attempts for 11 yards. Brady is the fourth Patriots player to play at 40, joining Doug Flutie (43 in 2005), Vinny Testaverde (43 in 2006) and Junior Seau (40 in 2009).

40 YEAR OLDS TO START AT QB SINCE 1970

Player/Team	Age at Last Start	Date of Last Start
Steve DeBerg/ATL	44 years, 9 mos.	10/25/1998 at NYJ
Warren Moon/KC	44 years, 0 mos.	11/26/2000 at SD
Vinny Testaverde/CAR	44 years, 0 mos.	12/9/2007 at JAX
Doug Flutie/SD	42 years, 2 mos.	1/2/2005 vs. KC
Earl Morrall/MIA	41 years, 6 mos.	12/1/1975 vs. NE
Brett Favre/MIN	41 years, 2 mos.	12/20/2010 vs. CHI
Tom Brady/NE	41 years, 1 mos.	09/23/18 at DET
Len Dawson/KC	40 years, 5 mos.	12/7/1975 vs. SD
Vince Evans/OAK	40 years, 5 mos.	12/3/1995 vs. KC
Johnny Unitas/SD	40 years, 5 mos.	10/7/1973 at PIT
Matt Hasselbeck/IND	40 years, 3 mos.	12/27/2015 at MIA
Sonny Jurgensen/WAS	40 years, 3 mos.	12/15/1974 vs. CHI
Brad Johnson/DAL	40 years, 1 mos.	11/2/2008 at NYG

*In NFL history, 13 other QBs aged 40+ have started at least 1 game.

STARTING QUARTERBACKS AT AGE 40-OR-OLDER NFL HISTORY

Player	W-L	TD-INT	Rating
Tom Brady	14-5	38-10	101.5
Brett Favre	13-12	36-25	90.2
Warren Moon	11-14	37-25	80.4
Vinny Testaverde	8-17	24-32	72.3
Matt Hasselbeck	5-3	9-5	84.0
Doug Flutie	3-3	10-4	80.4
Sonny Jurgensen	3-1	11-5	94.5
Charlie Conerly	2-1	7-6	61.8
Earl Morrall	2-0	6-6	74.2
Len Dawson	1-4	5-4	90.0
Vince Evans	1-2	6-8	71.5
Brad Johnson	1-2	2-5	50.5
Johnny Unitas	1-3	3-7	40.0
Steve DeBerg	0-1	3-1	80.4

Brady led the Patriots to their ninth win of the season in the victory over Miami on Nov. 26, 2017, the most ever by a 40-year old quarterback in the Super Bowl era. In 2009, Brett Favre turned 40 on Oct. 10 and led the Vikings to eight wins in their 12-win season after turning 40. Brady also threw four touchdowns in that win over Miami to push his 2017 total to 26 touchdowns, the most in a single season by a 40-year old quarterback. He moved past Favre (25 in 2009 after he turned 40 in October of that year with Minnesota) and Warren Moon (25 with Seattle in 1997).

Brady led the NFL with 4,577 yards passing in 2017 to become the oldest quarterback to lead the NFL. The previous oldest player to lead the league in passing was Fran Tarkenton with 3,468 yards in 1978 at age 38. Brady moved past Warren Moon (1997 with 3,678) for the most passing yards in a single season by a 40-year old quarterback.

MOST PASSING YARDS BY A PLAYER AT AGE 40

Player	Year	Yards
Tom Brady	2017	4,577
Warren Moon	1997	3,678
Vinny Testaverde	2004	3,532
Brett Favre	2009	3,365



TOM BRADY NEWS & NOTES

SIX STRAIGHT WITH NO PICKS

Brady's streak of six straight games without an interception ended at Tampa Bay (10/5/17). During that stretch, he had thrown 264 straight passes without an interception.

BRADY'S MOST CONSECUTIVE STARTS WITHOUT AN INT.

Player	Consec. Starts Without an INT	Dates
Tom Brady	11*	(10/24/10-01/02/11)
Tom Brady	6	(12/18/16-10/05/17)
*NFL Record		

BRADY'S CONSECUTIVE PASSES WITHOUT AN INTERCEPTION

Player	Consec. Passes Without an INT	Dates
Tom Brady	358*	(10/17/10-9/12/11)
Tom Brady	264	(12/12/16-10/05/17)
Tom Brady	201	(10/14/12-12/02/12)
Tom Brady	196	(12/21/14-10/18/15)
Tom Brady	190	(09/16/12-10/14/12)
*NFL Record		

THE BRADY SIX

Brady was the seventh quarterback selected in the 2000 NFL Draft

QUARTERBACKS TAKEN IN THE 2000 NFL DRAFT

Rd	Pick	Player	Taken By
1	18	Chad Pennington	N.Y. Jets
3	65	Giovanni Carmazzi	San Francisco
3	75	Chris Redman	Baltimore
5	163	Tee Martin	Pittsburgh
6	168	Marc Bulger	New Orleans
6	183	Spurgeon Wynn	Cleveland
6	199	Tom Brady	New England

BRADY SINGLE-SEASON NOTES

BRADY HAD LOW INT PCT.

Brady threw just two interceptions in 432 pass attempts in 2016 for an interception rate of 0.46, fourth-best ever in a single season. Patriots backup QB Brian Hoyer set the NFL record in 2016 with Chicago by attempting 200 passes without an interception.

NFL INTERCEPTION PERCENTAGE (MINIMUM 150 ATTEMPTS)

Player	Team	Year	ATT-INT	Int. Pct.
Brian Hoyer	Chicago	2016	200-0	0.00
Damon Huard	Kansas City	2006	244-1	0.41
Josh McCown	Chicago	2013	224-1	0.45
Tom Brady	New England	2016	432-2	0.46
David Garrard	Jacksonville	2005	168-1	0.60
Nick Foles	Philadelphia	2013	317-2	0.63
Joe Ferguson	Buffalo	1976	151-1	0.66
Sam Bradford	Minnesota	2016	519-4	0.77
Tom Brady	New England	2010	492-4	0.81
Dak Prescott	Dallas	2016	459-4	0.87
Steve DeBerg	Kansas City	1990	444-4	0.90
Sam Bradford	Minnesota	2016	552-5	0.90

50 TD PASSES

Brady threw a then NFL-record 50 touchdown passes in 2007.

QUARTERBACKS WITH 45 OR MORE TOUCHDOWN PASSES IN A SEASON

Player	Team	Year	TD Passes
Peyton Manning	Denver	2013	55
Tom Brady	New England	2007	50
Peyton Manning	Indianapolis	2004	49
Dan Marino	Miami	1984	48
Drew Brees	New Orleans	2011	46
Aaron Rodgers	Green Bay	2011	45

SINGLE SEASON PASSING LEADERS

Brady owns nine of the 11 4,000-yard passing seasons in Patriots history.

PATRIOTS TOP PASSING YARDS/SEASON

Player	Year	Yards
Tom Brady	2011	5,235
Tom Brady	2012	4,827
Tom Brady	2007	4,806
Tom Brady	2015	4,770
Tom Brady	2017	4,577
Drew Bledsoe	1994	4,555
Tom Brady	2009	4,398
Tom Brady	2013	4,343
Tom Brady	2005	4,110
Tom Brady	2014	4,109
Drew Bledsoe	1996	4,086

PASSING YARD PACE

Brady owns one of the nine 5,000-yard passing seasons in NFL history.

MOST PASSING YARDS IN A SEASON

Player	Team	Year	Yards
Peyton Manning	Denver	2013	5,477
Drew Brees	New Orleans	2011	5,476
Tom Brady	New England	2011	5,235
Drew Brees	New Orleans	2016	5,208
Drew Brees	New Orleans	2012	5,177
Drew Brees	New Orleans	2013	5,162
Dan Marino	Miami	1984	5,084
Drew Brees	New Orleans	2008	5,069
Matthew Stafford	Detroit	2011	5,038

CAREER HIGH COMPLETIONS

Brady threw a career-high 402 completions in 2015. Brady's previous best was 401 completions in 2011 and 2012. Brady (3) joins Drew Brees (9), Matt Ryan (4) and Peyton Manning (3) for the most seasons with 400 completions.

BEST TD/INT RATIO IN NFL HISTORY

Brady threw 28 touchdown passes and just two interceptions in 2016 for an NFL-best single-season TD/INT ratio of 14.0. Brady had 26 touchdown to four interceptions in 2017 for a 6.5 ratio.

BEST SINGLE-SEASON TD/INT RATION IN NFL HISTORY (MINIMUM OF 20 TD PASSES)

Player	Team	Year	TD/INT	Ratio
Tom Brady	New England	2016	28/2	14.00
Nick Foles	Philadelphia	2013	27/2	13.50
Tom Brady	New England	2010	36/4	9.00
Aaron Rodgers	Green Bay	2014	38/5	7.60
Aaron Rodgers	Green Bay	2011	45/6	7.50
Tom Brady	New England	2007	50/8	6.25



TOM BRADY NEWS & NOTES

BRADY SINGLE GAME NOTES

300 IN A HALF

Brady had his fifth 300-yard half and his second 300-yard first half after throwing for 302 yards in the first half at New Orleans (9/17/17).

Yards	Game	Half
367	vs. San Francisco (12-16-12)	2nd half
345	vs. Tennessee (10-18-09)	1st half
323	vs. Cleveland (12-08-13)	2nd half
306	at Miami (9-12-11)	2nd half
302	at New Orleans (9-17-17)	1st half

SECOND-HIGHEST TOTAL

Tom Brady threw for 466 yards at Buffalo (9/20/15), the second-highest single-game mark of his career and the most ever against Buffalo, eclipsing the 464 yards by George Blanda in 1961.

MOST PASSING YARDS IN A GAME IN PATRIOTS HISTORY

Player	Date	Opp	Att	Cmp	Yds	TD	Int
Tom Brady	9/12/11	MIA	48	32	517	4	1
Tom Brady	9/20/15	BUF	59	38	466	3	0
Tom Brady	9/17/17	NO	39	30	447	3	0
Tom Brady	12/16/12	SF	65	36	443	1	2
Tom Brady	11/03/13	PIT	33	23	432	4	0
Drew Bledsoe	11/13/94	MIN	70	45	426	3	0
Drew Bledsoe	11/23/98	MIA	54	28	423	2	2
Tom Brady	9/18/11	SD	40	31	423	3	0

SPREADING THE WEALTH

Brady completed passes to 10 different receivers in a win at Buffalo (10/12/14). It was the 10th time in his career he has completed passes to 10 different receivers in a game.

BRADY HANGS 50

Brady and the Patriots knocked off Jacksonville, 51-17, on Sept. 27, 2015, the eighth time New England has scored at least 50 points in a game started by Brady, the most in NFL history. Pro Football Hall of Famer Len Dawson (6) is second. Brady's eight 50-point games are more than 20 current teams have in their entire history.

Date	Opponent	Score
10/28/07	vs. Washington	52-7
11/18/07	at Buffalo	56-10
10/18/09	vs. Tennessee	59-0
09/30/12	at Buffalo	52-28
11/18/12	vs. Indianapolis	59-24
11/03/13	vs. Pittsburgh	55-31
10/26/14	vs. Chicago	51-23
09/27/15	vs. Jacksonville	51-17

50-YARD DOUBLE DOWN

Brady has thrown at least two 50-yard passes in the same game 12 times in his career. His career best came in 2009 with three 50-yard strikes in one game.

BRADY'S GAMES WITH AT LEAST TWO 50-YARD PASSES

10/9/05 @ ATLANTA

55t (3Q) Bethel Johnson
51 (1Q) Deion Branch

1/14/06 @ DENVER *AFC DIVISIONAL PLAYOFF ROUND

73 (4Q) Deion Branch
51 (2Q) Andre' Davis

12/31/06 @ TENNESSEE

62t (3Q) Reche Caldwell
52 (1Q) Corey Dillon

12/9/07 VS. PITTSBURGH

63t (2Q) Randy Moss
56t (3Q) Jabar Gaffney >Flea-flicker
w/R. Moss

11/15/09 @ INDIANAPOLIS

63t (2Q) Randy Moss
55 (1Q) Randy Moss

12/06/09 @ MIAMI

58t (1Q) Randy Moss
58 (2Q) Wes Welker
81t (3Q) Sam Aiken

11/22/12 @ NY JETS

83t (2Q) Shane Vereen
56t (2Q) Julian Edelman

11/03/13 VS. PITTSBURGH

57 (2Q) Danny Amendola
81t(4Q) Aaron Dobson

11/15/15 AT NEW YORK GIANTS

76t (4Q) Rob Gronkowski
54(4Q) Brandon LaFell

10/30/16 AT BUFFALO

53t (1Q) Chris Hogan
53t(2Q) Rob Gronkowski

12/04/16 VS. BALTIMORE

61 (2Q) James White
79t (4Q) Chris Hogan

11/19/17 AT OAKLAND

52 (2Q) Brandin Cooks
64t (3Q) Brandin Cooks





TOM BRADY PLAYOFF NOTES

TOPS IN POSTSEASON STATS LISTS

Tom Brady leads the NFL in postseason touchdowns (71), passing yards (10,226), postseason wins (27) and postseason 300-yard games (14).

NFL ALL-TIME LEADERS: POSTSEASON TOUCHDOWN PASSES

Player	Team(s)	TDs
Tom Brady	New England	71
Joe Montana	SF/KC	45
Brett Favre	GB/MIN	44
Peyton Manning	IND/DEN	40
Aaron Rodgers	Green Bay	36
Dan Marino	Miami	32
Kurt Warner	STL/ARZ	31

NFL ALL-TIME LEADERS: POSTSEASON TD PASSES, SINGLE GAME

Player	Team	Game	TDs
Tom Brady	NE	AFC-D: NE vs. DEN (1/14/12)	6
Daryle Lamonica	OAK	AFC-D: OAK vs. HOU (12/21/69)	6
Steve Young	SF	SB: SF vs. SD (1/30/95)	6

NFL ALL-TIME LEADERS: POSTSEASON PASSING YARDS

Player	Team(s)	YDs
Tom Brady	New England	10,226
Peyton Manning	IND/DEN	7,339
Brett Favre	GB/MIN	5,855
Joe Montana	SF/KC	5,772
Ben Roethlisberger	Pittsburgh	5,256

NFL ALL-TIME LEADERS: POSTSEASON COMPLETIONS

Player	Team(s)	Completions
Tom Brady	New England	920
Peyton Manning	IND/DEN	649
Brett Favre	GB/MIN	481
Joe Montana	SF/KC	460

NFL ALL-TIME LEADERS: POSTSEASON COMP. PCT., SINGLE GAME

Player	Team	Game	Comp PCT.
Tom Brady	NE	AFC-D: NE vs. JAX (1/12/08)	92.9 (26-28)
Phil Simms	NYG	SB: NYG vs. DEN, (1/26/87)	88.0 (22-25)
Kurt Warner	ARI	NFC-WC: ARI vs. (2/1/09)	87.9 (29-33)

MOST 300-YARD PASSING GAMES, POSTSEASON HISTORY

Player	Team(s)	300-Yd Games
Tom Brady	New England	14
Peyton Manning	IND/DEN	9
Drew Brees	SD/NO	7
Aaron Rodgers	Green Bay	6
Joe Montana	SF/KC	6
Kurt Warner	STL/ARZ	6
Dan Fouts	San Diego	5
Ben Roethlisberger	Pittsburgh	5

NFL ALL-TIME LEADERS: POSTSEASON TD PASSES, CONSECUTIVE GAMES

Player	Team(s)	Games
Brett Favre	GB/MIN	20 (1995-2009)
Tom Brady	New England	18 (2001-2011)
Dan Marino	Miami	13 (1983-1995)

QBS WITH MORE THAN 3 SUPER BOWL VICTORIES

Player	Team	Wins
Tom Brady	New England	5
Terry Bradshaw	Pittsburgh	4
Joe Montana	San Francisco	4

PLAYERS WITH MULTIPLE SUPER BOWL MVP AWARDS

Player	Team	MVPs
Tom Brady	New England	4
Joe Montana	San Francisco	3
Terry Bradshaw	Pittsburgh	2
Bart Starr	Green Bay	2
Eli Manning	N.Y. Giants	2

BRADY HAS MOST PLAYOFF WINS

Tom Brady is the winningest quarterback in NFL playoff history among signal callers who have made at least 10 starts.

MOST PLAYOFF WINS BY STARTING QB IN NFL HISTORY

Player	Team(s)	Playoff Wins
Tom Brady	New England	27
Joe Montana	SF/KC	16
Terry Bradshaw	Pittsburgh	14
John Elway	Denver	14
Peyton Manning	IND/DEN	14
Brett Favre	Green Bay	13
Ben Roethlisberger	Pittsburgh	13

HIGHEST PLAYOFF WIN PCT. BY STARTING QB IN NFL HISTORY (MINIMUM 10 STARTS)

Player	Team(s)	W	L	PCT.
Bart Starr	Green Bay	9	1	.900
Jim Plunkett	OAK/L.A. Raiders	8	2	.800
Terry Bradshaw	Pittsburgh	14	5	.737
Troy Aikman	Dallas	11	4	.733
Tom Brady	New England	27	10	.730
Joe Montana	SF/KC	16	7	.696
Kurt Warner	STL/ARZ	9	4	.692
Russell Wilson	Seattle	8	4	.667
John Elway	Denver	14	7	.667
Joe Flacco	Baltimore	10	5	.667
Eli Manning	NY Giants	8	4	.667

MOST PLAYOFF STARTS BY A QUARTERBACK

Player	Team(s)	Starts
Tom Brady	New England	37
Peyton Manning	IND/DEN	27
Brett Favre	GB/MIN	24
Joe Montana	SF/KC	23
John Elway	Denver	21
Ben Roethlisberger	Pittsburgh	21

BRADY IN THE SUPER BOWL

Brady is the all-time leader in Super Bowl passing yards (2,576), completions (235), pass attempts (357) and touchdowns (18). Brady's start in Super Bowl LII was his NFL record eighth Super Bowl start, the most among all NFL players.

SUPER BOWL PASSING YARDS

Player	ATT	CMP	Yards
Tom Brady	357	235	2,576
Kurt Warner	132	83	1,156
Joe Montana	122	83	1,142
John Elway	152	76	1,128
Peyton Manning	155	103	1,001
Terry Bradshaw	84	49	932

SUPER BOWL PASSING TOUCHDOWNS

Player	Appearances	TDs
Tom Brady	8	18
Joe Montana	4	11
Terry Bradshaw	4	9
Roger Staubach	4	8
Kurt Warner	3	6

SUPER BOWL STARTS BY A QUARTERBACK

Starting QB	Team(s)	Starts	Appearances
Tom Brady	NE	8	XXXVI, XXXVIII, XXXIX, XLII, XLVI, XLIX, LI, LII
John Elway	DEN	5	XXI, XXII, XXIV, XXXII, XXXIII
Terry Bradshaw	PIT	4	IX, X, XIII, XIV
Jim Kelly	BUF	4	XXV, XXVI, XXVII, XXVIII
Peyton Manning	IND/DEN	4	XLI, XLIV, XLVIII, 50
Joe Montana	SF	4	XVI, XIX, XXIII, XXIV
Roger Staubach	DAL	4	VI, X, XII, XIII



TOM BRADY PLAYOFF NOTES

CONFERENCE KING

The 2017 AFC Championship was Tom Brady's eighth conference title, the most conference titles for a quarterback in NFL history during the Super Bowl Era (Since 1966).

MOST CONFERENCE CHAMPIONSHIPS BY A STARTING QUARTERBACK IN SUPER BOWL ERA

STARTING QB	TEAM(S)	#	SEASONS	SUPER BOWL APPEARANCES
Tom Brady	New England	8	2001, 2003, 2004, 2007, 2011, 2014, 2016, 2017	XXXVI, XXXVIII, XXXIX, XLII, XLVI, XLIX, LI, LII
John Elway	Denver	5	1986, 1987, 1989, 1997, 1998	XXI, XXII, XXIV, XXXII, XXXIII
Terry Bradshaw	Pittsburgh	4	1974, 1975, 1978, 1979	IX, X, XIII, XIV
Jim Kelly	Buffalo	4	1990, 1991, 1992, 1993	XXV, XXVI, XXVII, XXVIII
Joe Montana	San Francisco	4	1981, 1984, 1988, 1989	XVI, XIX, XXIII, XXIV
Roger Staubach	Dallas	4	1971, 1975, 1977, 1978	VI, X, XII, XIII
Peyton Manning	IND/DEN	4	2006, 2009, 2013, 2015	XLI, XLIV, XLVIII, 50
Troy Aikman	Dallas	3	1992, 1993, 1995	XXXVII, XXXVIII, XXX
Bob Griese	Miami	3	1971, 1972, 1973	VI, VII, VIII
Ben Roethlisberger	Pittsburgh	3	2005, 2008, 2010	XL, XLIII, XLV
Fran Tarkenton	Minnesota	3	1973, 1974, 1976	VII, IX, XI
Kurt Warner	STL/ARZ	3	1999, 2001, 2008	XXXIV, XXXVI, XLIII

SUPER COMBINATION

New England head coach Bill Belichick and quarterback Tom Brady won their eighth conference championship together in 2017. Three other coach/quarterback duos have qualified for four Super Bowls - Dallas' Tom Landry and Roger Staubach; Buffalo's Marv Levy and Jim Kelly; and Pittsburgh's Chuck Noll and Terry Bradshaw.

MOST CONFERENCE CHAMPIONSHIPS BY A HEAD COACH-QUARTERBACK TANDEM

Quarterback	Head Coach	Team	Conf. Titles	SB Wins
Tom Brady	Bill Belichick	New England	8	5
Terry Bradshaw	Chuck Noll	Pittsburgh	4	4
Roger Staubach	Tom Landry	Dallas	4	2
Jim Kelly	Marv Levy	Buffalo	4	0

DIVISION TITLES

Tom Brady added to his NFL record with his 15th division championship in 2017. Peyton Manning has the second-most with 12 division titles.

Quarterback	Division Titles
Tom Brady	15
Peyton Manning	12
Joe Montana	9
Brett Favre	8
Terry Bradshaw	7
John Elway	7

MOST CONSECUTIVE DIVISION TITLES

Tom Brady extended an NFL record by leading the Patriots to their ninth straight division title in 2017.

MOST CONSECUTIVE DIVISION TITLES

Player	Team	Cons. Division Titles
Tom Brady	New England	9 (2009-17)
Terry Bradshaw	Pittsburgh	6 (1974-79)
Fran Tarkenton	Minnesota	6 (1973-78)

CONSECUTIVE COMPLETIONS IN SB HISTORY

In Super Bowl XLVI, Brady completed a record 16 straight passes to set a new Super Bowl record. The previous record was held by Joe Montana, who had 13 straight completions in Super Bowl XXIV.

RECORD 12TH CONFERENCE CHAMPIONSHIP

Tom Brady extended his NFL-record to 12 conference championship game in 2017. Gene Upshaw and George Blanda are second after playing in 10 conference championship games.

BRADY POSTSEASON GAMES

Tom Brady has competed in 37 postseason games, most in NFL history.

MOST POSTSEASON GAMES IN NFL HISTORY

Player	Team(s)	Postseason Games
Tom Brady	New England	37
Adam Vinatieri	NE/IND	30
Jerry Rice	SF/OAK/SEA	29
D.D. Lewis	Dallas	27
Peyton Manning	IND/DEN	27

GOOD THINGS COME IN THREES

Tom Brady threw three TD passes in Super Bowl LII vs. Philadelphia. Brady now has 11 career playoff games with three or more touchdowns, passing Joe Montana for the most in the Super Bowl era. New England is 10-1 in those games.

MOST 3-TOUCHDOWN PASS PLAYOFF GAMES

Tom Brady	11
Joe Montana	9
Aaron Rodgers	7
Peyton Manning	6
Brett Favre	6



PATRIOTS OFFENSIVE NOTES

C DAVID ANDREWS

FOOTBALL FAMILY

David Andrews is the nephew of long-time NFL head coach and player Dan Reeves. Andrews said the bond between the two is still strong and he still seeks Reeves' advice.

"Not many people in my family know what it's like to play in the NFL," Andrews told *The Boston Globe*. "So he's kind of the only one I can bounce things off or someone who might understand what it's like, so it's definitely cool."

RB REX BURKHEAD

A SELFLESS CAUSE

As a junior at the University of Nebraska, Rex formed a close bond with a 5-year old fan of his, Jack Hoffman, who had been diagnosed with brain cancer. During that 2011 season, Rex wore a wristband with the phrase "Team Jack – Pray" which helped bring pediatric brain cancer into the national spotlight. Burkhead hosted Hoffman for a lunch, provided a personal tour of Memorial Stadium and has since joined the board of directors of the "Team Jack Foundation," which has raised more than \$4 million dollars to fight pediatric brain cancer since 2013. Rex recently hosted a fund raiser this past off-season at his high school alma mater that raised roughly \$45,000. In 2013, Jack Hoffman's touchdown run during Nebraska's spring football scrimmage went viral and earned him an ESPY award.

WR JULIAN EDELMAN

WHAT TO LOOK FOR IN 2018

- Enters 2018 in seventh place all-time on the Patriots' career receptions list with 425. He needs seven receptions to pass Kevin Faulk for sixth place.
- Needs 50 receiving yards to pass Gino Cappelletti for ninth all-time on the Patriots career receiving yards list.
- Enters 2018 third in NFL history with 89 postseason receptions, behind Jerry Rice (151) and Reggie Wayne (93) and needs five postseason receptions to move past Wayne into second place all-time.



- Is one of 14 NFL players with at least 1,000 postseason receiving yards and his 1,024 postseason receiving yards are ranked 13th in NFL history. He needs 39 postseason yards to move into the top 10.
- Enters the 2018 season tied with Deion Branch and Rob Gronkowski for first in Patriots history with four postseason 100-yard games.

VERY RECEPTIVE

Julian Edelman has averaged 6.5 receptions per game over the last five seasons, fourth-highest average in the NFL over that span

Player	Team(s)	Receptions Per Game
Antonio Brown	Pittsburgh	7.6
Julio Jones	Atlanta	6.8
Odell Beckham Jr.	NY Giants	6.7
Julian Edelman	New England	6.5
Jarvis Landry	Miami/Cleveland	6.3

RECORD RETURNER

Edelman set a franchise record with his fourth career punt return for a touchdown when he returned a punt 84 yards for a touchdown vs. Denver on Nov. 2, 2014. He also set a franchise record with a 94-yard punt returned for a touchdown vs. Miami (1/2/11). The previous longest punt return was an 89-yard touchdown return by Mike Haynes vs. Buffalo (11/7/76). Edelman also returned punts for touchdowns vs. Kansas City (11/21/11 - 72 yards) and vs. Indianapolis (11/18/12 - 68 yards). Edelman is now tied for fourth-most punt return touchdowns in the NFL since 2010.

MOST PUNT RETURN TOUCHDOWNS/PATRIOTS CAREER

Player	Punt Return TDs
Julian Edelman	4
Troy Brown	3
Irving Fryar	3
Mike Haynes	2

MOST PUNT RETURN TOUCHDOWNS IN THE NFL SINCE 2010

Player	Team(s)	Punt Return TDs
Devin Hester	CHI/ATL/BAL	7
Marcus Sherels	Minnesota	5
Darren Sproles	SD/NO/PHI	5
Julian Edelman	New England	4
Travis Benjamin	CLE/SD/LAC	4
Antonio Brown	Pittsburgh	4
Patrick Peterson	Arizona	4
Tyreek Hill	Kansas City	4

NOT YOUR AVERAGE RETURNER

Edelman has returned 157 punts for 1,832 yards during his career and is second in team history and tied for eighth in NFL history with a 11.7 average.

HIGHEST PUNT RETURN AVERAGE, PATRIOTS CAREER (MINIMUM 20 RETURNS)

Player	Years	Returns	Yards	Average
Mack Herron	1973-75	74	888	12.0
Julian Edelman	2009-present	156	1,832	11.7
Carl Garrett	1969-72	43	487	11.3
Wes Welker	2007-12	114	1,185	10.4

HIGHEST PUNT RETURN AVERAGE IN NFL HISTORY (75 RETURNS)

Player	Team(s)	Years	Ret.	Yards	Avg.
George McAfee	Chicago	1940-41, 45-50	112	1,431	12.8
Jack Christiansen	Detroit	1951-58	85	1,084	12.8
Claude Gibson	SD/OAK	1961-65	110	1,381	12.6
Bill Dudley	PIT/DEN/WAS	1942-53	124	1,515	12.2
Rick Upchurch	Denver	1975-83	248	3,008	12.1
Desmond Howard	WAS/JAX/GB/OAK/DET	1992-2002	244	2,895	11.9
Billy Johnson	HOU/ATL/WAS	1974-88	282	3,317	11.8
Julian Edelman	New England	2009-present	157	1,832	11.7
Devin Hester	CHI/ATL/BAL	2006-16	315	3,695	11.7
Mack Herron	NE/ATL	1973-75	84	982	11.7

PATRIOTS OFFENSIVE NOTES

EDELMAN'S BIG RETURNS

Edelman owns 13 career punt returns of 30 yards or more.

MOST 30-YARD PUNT RETURNS IN PATRIOTS HISTORY

Troy Brown	14
Julian Edelman	13
Irving Fryar	13
Mike Haynes	13

BEST PUNT RETURN AVERAGE IN A SEASON

Edelman has the two best punt return averages in a single season in New England history. In 2010, Edelman led the AFC and finished second in the NFL with a 15.3 punt return average. Chicago's Devin Hester led the NFL with a 17.1-yard average.

PATRIOTS BEST PUNT RETURN AVERAGE/SEASON (MINIMUM 15 RETURNS)

<i>Player</i>	<i>Year</i>	<i>PR Avg.</i>
Julian Edelman	2012	15.5
Julian Edelman	2010	15.3
Mack Herron	1974	14.8
Troy Brown	2001	14.2

RETURNS PILING UP

Edelman is third in team history with 157 punt returns and 1,832 return yards.

MOST PUNT RETURNS IN PATRIOTS HISTORY

Troy Brown	252
Irving Fryar	206
Julian Edelman	157
David Meggett	142
Wes Welker	114
Mike Haynes	111

MOST PUNT RETURN YARDS IN PATRIOTS HISTORY

Troy Brown	2,625
Irving Fryar	2,055
Julian Edelman	1,832
David Meggett	1,438
Wes Welker	1,185

TWO 1,000-YARD SEASONS

Edelman had his second career 1,000-yard receiving season in 2016 after setting a single-season best with 1,106 yards in 2016. He joins Wes Welker (5), Rob Gronkowski (3), Randy Moss (3), Stanley Morgan (3) and Terry Glenn (2) as the only Patriots players with at least two 1,000-yard seasons. Edelman had 1,056 yards receiving in 2013.

MOST 1,000 YARD SEASON/PATRIOTS HISTORY

Wes Welker	5
Rob Gronkowski	4
Stanley Morgan	3
Randy Moss	3
Julian Edelman	2
Terry Glenn	2

EDELMAN ECLIPSES 1,000 YARDS

Edelman finished the 2016 season with 1,106 receiving yards. He became the 10th Patriots player to register a 1,000-yard season in 2013.

1,000-YARD RECEIVING SEASONS IN PATRIOTS HISTORY

<i>Player</i>	<i>Season</i>	<i>Yards</i>
Wes Welker	2011	1,569
Randy Moss	2007	1,493
Stanley Morgan	1985	1,491
Wes Welker	2012	1,354
Wes Welker	2009	1,348
Rob Gronkowski	2011	1,327
Randy Moss	2009	1,264
Troy Brown	2001	1,199
Rob Gronkowski	2015	1,176
Wes Welker	2007	1,175
Ben Coates	1994	1,174
Wes Welker	2008	1,165
Terry Glenn	1999	1,147
Terry Glenn	1996	1,132
Rob Gronkowski	2014	1,124
Julian Edelman	2016	1,106
Rob Gronkowski	2017	1,084
Brandin Cooks	2017	1,082
Julian Edelman	2013	1,056
Stanley Morgan	1981	1,029
Irving Fryar	1991	1,014
Harold Jackson	1979	1,013
Randy Moss	2008	1,008
Stanley Morgan	1979	1,002

INCHING CLOSER TO THE TOP

Edelman ranks third all-time in NFL postseason receptions with 89 receptions. He is ranked 13th all-time in postseason receiving yards and is one of 14 players with at least 1,000 postseason receiving yards. He is the Patriots all-time leader with 89 receptions and 1,024 receiving yards.

MOST POSTSEASON RECEPTIONS

Jerry Rice	151
Reggie Wayne	93
Julian Edelman	89
Hines Ward	88
Wes Welker	88

MOST POSTSEASON RECEPTIONS & RECEIVING YARDS IN PATRIOTS HISTORY

<i>Player</i>	<i>Rec.</i>
Julian Edelman	89
Wes Welker	69
Rob Gronkowski	68
Troy Brown	58
Danny Amendola	57

<i>Player</i>	<i>Rec. Yds.</i>
Julian Edelman	1,024
Rob Gronkowski	972
Deion Branch	852
Danny Amendola	709
Troy Brown	694





EDELMAN IN A RUSH

Edelman has 39 rushing attempts for 257 yards, the most rushing attempts and rushing yards by a Patriots wide receiver.

MOST RUSHING ATTEMPTS & RUSHING YARDS BY A PATRIOTS WIDE RECEIVER

Player	Rushes	Player	Rushing Yards
Julian Edelman	39	Julian Edelman	257
Irving Fryar	35	Darryl Stingley	244
Troy Brown	29	Irving Fryar	188
Darryl Stingley	28	Troy Brown	178
Stanley Morgan	21		

ANOTHER TEAM RECORD

Edelman had a 47-yard run vs. Indianapolis (11/18/12). It is the longest run by a Patriots receiver, topping Troy Brown's 35-yard run vs. Tampa Bay on (9/3/00) and Terry Glenn's 35-yader vs. Kansas city (12/4/00);

FROM STANDOUT QB TO WR

Edelman began his college football career with a year at the College of San Mateo (Calif.) before transferring to Kent State, where as a senior, he completed 56 percent of his passes (153-of-275 for 1,820 yards) with 13 touchdowns. He was also the leading rusher, gaining 1,551 yards on 215 attempts (an average of 7.5 yards per carry) and scoring 13 touchdowns. His offensive numbers broke Kent State's single-season record for total offense set by Joshua Cribbs in 2003. Said head coach Bill Belichick on the versatility of Edelman: "He played the quarterback position in college at Kent State and all the positions really that he's played in the NFL – covering kicks, returning kicks, slot receiver, outside receiver, slot defender – he didn't do any of those things in college. I think that really speaks to his versatility and how much he's grown as a player and how many things he's learned how to do that he really didn't have much experience with in college. I'd say that's pretty unusual, especially to be as competent in them as he is."

FATHERLY ADVICE

If there is one thing Julian Edelman has never lacked, it's athletic ability. A dual-threat quarterback at Kent State and former baseball standout in high school, Edelman once wowed Toronto Blue Jays players with his impressive footwork while fielding ground balls in an appearance at batting practice in 2011.

This natural ability may have been overlooked by NFL scouts, who let him fall to the Patriots in the seventh round of the 2009 NFL Draft. Edelman remains focused on the lessons his father, Frank Edelman, taught him at a young age. "I'm still constantly trying to learn," Edelman told The Boston Herald. "My dad always put it in my head, when you're green, you're growing, when you're ripe, you're lost. When you're done learning, you're done."

TE ROB GRONKOWSKI

WHAT TO LOOK FOR IN 2018

- Gronkowski (4) needs one more 1,000-yard season to move past Tony Gonzalez and Jason Witten for the most 1,000-yard seasons by an NFL tight end with five.
- Gronkowski has led all tight ends in receiving yards four times in his career (2011, 2014, 2015 and 2017). If he leads his position again in 2018, he will tie Shannon Sharpe for second most all-time with five behind Tony Gonzalez (7).
- Gronkowski has an NFL-leading five seasons with 10 or more touchdowns by a tight end and can add to his record in 2018.
- Gronkowski has 27 career 100-yard games, second in NFL history among tight ends behind Tony Gonzalez (31). His 27 100-yard games are third in Patriots history, behind the 38 by Stanley Morgan and the 28 by Wes Welker.
- Gronkowski and Tom Brady have connected on 76 touchdown passes, second among all quarterback and tight end combinations to the 87 by Philip Rivers and Antonio Gates. The Brady to Gronkowski connection is fifth all-time between pass-catchers and quarterbacks.
- Brady and Gronkowski have teamed up for 7,293 receiving yards, a QB to TE total that is second-most in NFL history behind Philip Rivers/Antonio Gates (9,080) after passing Tony Romo/Jason Witten (7,287) with a 51-yard performance at Detroit.
- Gronkowski has 7,368 receiving yards, ninth all-time among NFL tight ends, and needs 613 yards to move into the top five among all tight ends in NFL history.
- Gronkowski has 7,368 receiving yards and needs 92 yards to move past Wes Welker (7,459) into second place all-time on the Patriots receiving yards list, behind Stanley Morgan (10,352).
- Gronkowski has 487 receptions, 18th in NFL history among tight ends. He needs 13 receptions to become the 15th NFL tight end to reach 500 receptions.
- Gronkowski has 487 receptions, fifth in team history and the second-most among New England tight ends, behind the 490 by Ben Coates. He needs 4 receptions to move past Coates.
- Gronkowski is third all-time among NFL tight ends with 77 receiving touchdowns, behind Antonio Gates (114) and Tony Gonzalez (111).
- Gronkowski has 16 career multi-TD games, third most all-time for a tight end behind Antonio Gates (21) and Tony Gonzalez (18).
- Gronkowski leads all NFL players with 77 touchdown receptions since 2010, ahead of Dez Bryant (73) and Jimmy Graham (69).
- Gronkowski enters 2018 first among all NFL tight ends with 12 postseason touchdowns. His 12 postseason touchdowns are tied with John Stallworth for second all-time for most touchdown receptions in the postseason to the 22 by Jerry Rice.
- Gronkowski has four postseason 100-yard games and needs one more to move past Vernon Davis and Keith Jackson for the most 100-yard games by a tight end in postseason history with five.
- Gronkowski (4) needs one more 100-yard game in the postseason to move past Deion Branch and Julian Edelman for the most in New England postseason history with five.



2018 ACCOMPLISHMENTS

- The Tom Brady-Rob Gronkowski connection passed Tony Romo and Jason Witten (7,287) for second-most yards between a quarterback and tight end in NFL history in Week 3 at Detroit.



PATRIOTS OFFENSIVE NOTES

RECEIVING YARDS RECORD

Gronkowski finished the 2011 season with 1,327 receiving yards, surpassing San Diego's Kellen Winslow's 1980 record of 1,290 receiving yards for most receiving yards in a season by a tight end. Gronkowski (1,176) reached 1,000 yards for the third time in 2015 and had 11 touchdowns in 2015 for his fifth season with 10 or more touchdowns. His 1,176 yards led all tight ends in 2015 and is 10th all-time for a tight end in NFL history.

MOST RECEIVING YARDS BY TIGHT END IN A SINGLE SEASON IN NFL HISTORY

Player	Team	Year	Yards
Rob Gronkowski	New England	2011	1,327
Jimmy Graham	New Orleans	2011	1,310
Kellen Winslow	San Diego	1980	1,290
Tony Gonzalez	Kansas City	2004	1,258
Todd Christensen	L.A. Rams	1983	1,247
Jimmy Graham	New Orleans	2013	1,215
Jackie Smith	St. Louis Cardinals	1967	1,205
Tony Gonzalez	Kansas City	2000	1,203
Pete Retzlaff	Philadelphia	1965	1,190
Rob Gronkowski	New England	2015	1,176

MOST RECEIVING YARDS BY A PATRIOTS TIGHT END

Player	Year	Yards
Rob Gronkowski	2011	1,327
Rob Gronkowski	2015	1,176
Ben Coates	1994	1,174
Rob Gronkowski	2015	1,158
Rob Gronkowski	2014	1,124
Rob Gronkowski	2017	1,084
Ben Coates	1995	915
Aaron Hernandez	2011	910
Marv Cook	1991	808
Don Hasselbeck	1981	808

MOST RECEPTIONS BY A PATRIOTS TIGHT END

Player	Year	Receptions
Ben Coates	1994	96
Rob Gronkowski	2011	90
Ben Coates	1995	84
Rob Gronkowski	2014	82
Marv Cook	1991	82

GRONKOWSKI JOINS ELITE CLUB

Gronkowski eclipsed 1,000 yards receiving and 10+ touchdowns for the third time in his career in 2015 and is the only tight end in NFL history with three 1,000-yard and double-digit TD seasons. He had 1,084 yards and eight touchdowns in 2017.

TIGHT ENDS WITH TWO 1,000-YARD RECEIVING & 10+ TD SEASONS

Player	Team	Season	Rec. Yds	TDs
Rob Gronkowski	New England	2011	1,327	17
Jimmy Graham	New Orleans	2011	1,310	11
Jimmy Graham	New Orleans	2013	1,215	16
Rob Gronkowski	New England	2015	1,176	11
Rob Gronkowski	New England	2014	1,124	12

SPECIAL CONNECTION

Since Rob Gronkowski entered the NFL in 2010, he and Tom Brady have connected on 76 touchdown passes, the most among any NFL duo.

MOST TOUCHDOWN CONNECTIONS SINCE 2010

Player Combination	TD Connections
Tom Brady and Rob Gronkowski	76
Aaron Rodgers and Jordy Nelson	61
Philip Rivers and Antonio Gates	55

GRONK LEADS TIGHT ENDS

Gronkowski finished first among all tight ends with 1,084 receiving yards in 2017. It was the fourth time that he has led all tight ends in receiving yards. He led with 1,327 yards in 2011, 1,124 yards in 2014 and 1,176 yards in 2015. Only two tight ends have led in receiving yards at the position more than four times – Tony Gonzalez (7) and Shannon Sharpe (5).

MULTI-SCORE GAMES

Gronkowski has had two or more touchdowns in a game 16 times. Gronkowski passed Randy Moss (15) for the franchise record for most games with at least two touchdowns after he scored twice vs. Miami on Nov. 26, 2017.

PATRIOTS RECORD FOR MOST GAMES WITH MULTIPLE TDS

Rob Gronkowski	16
Randy Moss	15
Corey Dillon	13
Stanley Morgan	11

MOST GAMES WITH MULTIPLE TOUCHDOWNS BY AN NFL TIGHT END

Antonio Gates	21
Tony Gonzalez	18
Rob Gronkowski	16
Jimmy Graham	15

DOUBLE-DIGIT TDS

Gronkowski became the first tight end in NFL history to have five seasons with 10 or more touchdowns. Gronkowski finished the 2017 season with eight touchdowns.

NFL TIGHT ENDS WITH MOST 10-PLUS TOUCHDOWN SEASONS

Player	Team(s)	10+ TD Seasons	Years (TDs)
Rob Gronkowski	NE	5	2010 (10), 2011 (18), 2012 (11), 2014 (11), 2015 (11)
Antonio Gates	SD	4	2004 (13), 2005 (10), 2010 (10), 2014 (12)
Jimmy Graham	NO/SEA	4	2011 (11), 2013 (16), 2014 (10), 2017 (10)
Tony Gonzalez	KC	3	1999 (11), 2003 (10), 2008 (10)
Dallas Clark	IND	2	2007 (11), 2009 (10)
Vernon Davis	SF	2	2009 (13), 2013 (13)
Shannon Sharpe	DEN	2	1996 (10), 1998 (10)
Wesley Walls	CAR	2	1996 (10), 1999 (12)
Julius Thomas	DEN	2	2013 (12), 2014 (12)

MOST 10-PLUS TOUCHDOWN SEASONS IN PATRIOTS HISTORY

Player	10+ TD Seasons	Years
Rob Gronkowski	5	2010-12, 2014-15
Randy Moss	3	2007-09
Corey Dillon	3	2004-06
B. Green-Ellis	3	2010-11
Curtis Martin	2	1995-96
Stanley Morgan	2	1979, 1986

TIGHT END TD RECORD

Gronkowski set an NFL record for most touchdowns by a tight end with 18 overall touchdowns in 2011 (17 receiving and 1 rushing).

MOST TOTAL TDS BY A TIGHT END IN A SINGLE NFL SEASON

Player	Team	Year	TDs
Rob Gronkowski	New England	2011	18 (17 rec., 1 rush)
Jimmy Graham	New Orleans	2013	16 (16 rec.)
Tyler Eifert	Cincinnati	2015	13 (13 rec.)
Vernon Davis	San Francisco	2013	13 (13 rec.)
Vernon Davis	San Francisco	2009	13 (13 rec.)
Antonio Gates	San Diego	2004	13 (13 rec.)



PATRIOTS OFFENSIVE NOTES

1,000-YARD SEASONS

Gronkowski (1,084) reached 1,000 yards in 2017 for the fourth time in his career and joins Tony Gonzalez and Jason Witten as the only tight ends in NFL history with four 1,000-yard seasons.

NFL TIGHT ENDS WITH AT LEAST FOUR 1,000-YARD SEASONS

Player	Team	1,000-Yd Seasons	Years
Rob Gronkowski	New England	4	2011, 14-15, 17
Tony Gonzalez	Kansas City	4	2000, 04, 07-08
Jason Witten	Dallas	4	2007, 09-10, 12

SPECIAL CONNECTION I

Gronkowski and Tom Brady have connected for 7,293 yards, the third-most between a quarterback and a tight end in NFL history.

MOST RECEIVING YARDS BETWEEN A QB AND TE IN NFL HISTORY

Quarterback	Tight End	Team	Rec. Yds.
Philip Rivers	Antonio Gates	SD/LAC	9,080
Tom Brady	Rob Gronkowski	New England	7,293
Tony Romo	Jason Witten	Dallas	7,287

SPECIAL CONNECTION II

Gronkowski has 7,293 receiving yards from Tom Brady and moved past Wes Welker for the most receiving yards from Brady.

MOST RECEIVING YARDS FROM TOM BRADY

Rob Gronkowski.....	7,293
Wes Welker	6,300
Julian Edelman.....	4,264

GRONK LEADS THE WAY

Gronkowski has the most receiving yards and the fourth-most receptions among tight ends since entering the NFL in 2010. Gronkowski's 7,368 receiving yards are ninth all-time among NFL tight ends. His 487 receptions are tied for 18th among NFL tight ends.

MOST RECEIVING YARDS BY TIGHT ENDS SINCE 2010

Player	Team(s)	Games Played	Rec. Yards
Rob Gronkowski	New England	105	7,368
Jimmy Graham	NO/SEA/GB	122	6,903
Jason Witten	Dallas	128	6,483
Greg Olsen	CHI/CAR	120	6,012
Antonio Gates	SD/LAC	112	5,301

MOST RECEPTIONS BY TIGHT ENDS SINCE 2010

Player	Team(s)	Games Played	Receptions
Jason Witten	Dallas	128	629
Jimmy Graham	NO/SEA/GB	124	569
Greg Olsen	CHI/CAR	120	488
Rob Gronkowski	New England	105	487
Antonio Gates	SD/LAC	114	453

MOST RECEIVING YARDS BY NFL TIGHT ENDS ALL-TIME

Player	Team(s)	Receiving Yards
Tony Gonzalez.....	KC/ATL	15,127
Jason Witten.....	Dallas	12,448
Antonio Gates.....	SD/LAC	11,569
Shannon Sharpe.....	DEN/BAL	10,060
Ozzie Newsome.....	Cleveland	7,980
Jackie Smith.....	STL/DAL	7,918
Greg Olsen.....	CHI/CAR	7,589
Pete Retzlaff.....	Philadelphia	7,412
Rob Gronkowski.....	New England	7,368
Vernon Davis.....	SF/WAS	7,158

TE TD CLUB

Gronkowski now has 77 career touchdown receptions, third all-time by a tight end.

MOST TOUCHDOWN RECEPTIONS BY A TIGHT END

Player	Team(s)	Total Career TDs
Antonio Gates.....	SD/LAC	114
Tony Gonzalez.....	KC/ATL	111
Rob Gronkowski.....	New England	77
Jimmy Graham.....	NO/SEA/GB	69
Jason Witten.....	Dallas	68

BRADY TO GRONK ON REPEAT

THE MOST TD CONNECTIONS BETWEEN A QB AND A TE IN NFL HISTORY

Quarterback	Tight End	Team	TD Connections
Philip Rivers	Antonio Gates	SD/LAC	87
Tom Brady	Rob Gronkowski	New England	76
Drew Brees	Jimmy Graham	New Orleans	51
Drew Bledsoe	Ben Coates	New England	45
Peyton Manning	Dallas Clark	Indianapolis	44
Sonny Jurgensen	Jerry Smith	Washington	43
Dan Fouts	Kellen Winslow	San Diego	41
John Elway	Shannon Sharpe	Denver	41
Ben Roethlisberger	Heath Miller	Pittsburgh	41

MOST TOUCHDOWN CONNECTIONS IN NFL HISTORY

Quarterback	Receiver	Team	TD Connections
Peyton Manning	Marvin Harrison	Indianapolis	112
Philip Rivers	Antonio Gates	SD/LAC	87
Steve Young	Jerry Rice	San Francisco	85
Dan Marino	Mark Clayton	Miami	79
Tom Brady	Rob Gronkowski	New England	76
Drew Brees	Marques Colston	New Orleans	72
Peyton Manning	Reggie Wayne	Indianapolis	67
Jim Kelly	Andre Reed	Buffalo	65
Aaron Rodgers	Jordy Nelson	Green Bay	65

DOUBLE-DIGIT TD SEASONS

Gronkowski is the first tight end in NFL history to have three straight 10-plus touchdown seasons.

CONSECUTIVE 10-PLUS TD SEASON BY A TE

Player	Team	Consec 10+ TD Seasons	Years (TDs)
Rob Gronkowski	New England	3	2010 (10), 2011 (18), 2012 (11)
Antonio Gates	San Diego	2	2004 (13), 2005 (10)

THREE STRAIGHT 10-TD SEASONS

Gronkowski had three straight 10-touchdown seasons (10 in 2010, 18 in 2011 and 11 in 2012). Gronkowski joins Randy Moss (2007, 2008 and 2009) and Corey Dillon (2004, 2005, 2006) as the only Patriots with three straight 10-plus touchdown seasons. He is the first Patriot with five 10-plus touchdown seasons overall after reaching 11 touchdowns in 2015.

CONSECUTIVE 10-PLUS TD SEASONS IN PATRIOTS HISTORY

Player	Consec. 10+ TD Seasons	Years
Rob Gronkowski.....	3	2010-12
Randy Moss.....	3	2007-09
Corey Dillon.....	3	2004-06
BenJarvus Green-Ellis.....	2	2010-11
Curtis Martin.....	2	1995-96

MOST 10-PLUS TOUCHDOWN SEASONS IN PATRIOTS HISTORY

Player	10+ TD Seasons	Years
Rob Gronkowski.....	5	2010-12, 14-15
Randy Moss.....	3	2007-09
Corey Dillon.....	3	2004-06
BenJarvus Green-Ellis.....	2	2010-11
Curtis Martin.....	2	1995-96
Stanley Morgan.....	2	1979, 86



PATRIOTS OFFENSIVE NOTES

GRONK FASTEST TE TO 75 TD REC.

Gronkowski scored his 75th career touchdown reception on a 15-yard pass from QB Tom Brady vs. Miami (11/26/17) and became the fastest tight end to reach 75 career touchdown receptions, doing so in his 98th career game.

FEWEST GAMES TO REACH 75 TD RECEPTIONS AMONG ALL NFL TIGHT ENDS

Player	Team	Games to 75 TDs
Rob Gronkowski	New England	98
Antonio Gates	San Diego	129
Tony Gonzalez	Kansas City	189

FEWEST GAMES TO REACH 75 TD RECEPTIONS

Player	Team	Games to 75 TDs
Jerry Rice	San Francisco	83
Lance Alworth	San Diego	89
Don Hutson	Green Bay	92
Randy Moss	Minnesota	95
Rob Gronkowski	New England	98

Gronkowski joined an elite group of players that reached 75 touchdown receptions in their first 100 games.

PLAYERS WITH 75 TOUCHDOWN RECEPTIONS IN FIRST 100 GAMES

Jerry Rice	87
Don Hutson	86
Randy Moss	84
Lance Alworth	78
Rob Gronkowski	75

GRONK GOES OVER 100 AGAIN

Gronkowski matched his personal best with five 100-yard games in 2015. He also had five in 2011. The NFL record for most 100-yard games in a season by a tight end is six by Tony Gonzalez (2004 and 2000) and Jimmy Graham (2013). The Patriots record for most 100-yard games in a season is nine by Randy Moss (2007) and Stanley Morgan (1986). Gronkowski has one 100-yard game so far in 2018.

MOST 100-YARD RECEIVING GAMES IN A SINGLE SEASON BY A TIGHT END

Player	Team	Season	100-Yard Games
Tony Gonzalez	Kansas City	2004	6
Tony Gonzalez	Kansas City	2000	6
Jimmy Graham	New Orleans	2013	6
Rob Gronkowski	New England	2015	5
Rob Gronkowski	New England	2011	5

MOST TD CATCHES BY A PATS TE

Player	Year	Rec	Yds	Avg	Lg	TD
Rob Gronkowski	2011	90	1,327	14.7	52t	17
Rob Gronkowski	2014	82	1,124	13.7	46t	12
Rob Gronkowski	2015	72	1,176	16.3	76T	11
Rob Gronkowski	2012	55	790	14.4	41	11
Rob Gronkowski	2010	42	546	13	28	10
Ben Coates	1996	62	682	11	84t	9

IN GOOD COMPANY

In 2011, Rob Gronkowski joined Dallas Clark, Jimmy Graham, Tony Gonzalez and Todd Christensen, as the only tight ends in NFL history with 90-plus receptions, 1,000-plus yards and 10-plus touchdown receptions in a single season.

TIGHT ENDS WITH 90-PLUS RECEPTIONS, 1,000-PLUS YARDS AND 10-PLUS TOUCHDOWNS IN A SEASON

Player	Team	Year	Rec.	Yards	TDs
Rob Gronkowski	New England	2011	90	1,327	17
Jimmy Graham	New Orleans	2011	99	1,310	11
Dallas Clark	Indianapolis	2009	100	1,106	10
Tony Gonzalez	Kansas City	2008	96	1,058	10
Todd Christensen	L.A. Rams	1983	92	1,247	12

GRONK NETS 27TH 100-YD GAME

Gronkowski finished with 123 yards in the 2018 season-opener vs. Houston (9/9/18) for his 27th 100-yard game, the second most by a tight end in NFL history to the 31 by Tony Gonzalez.

MOST 100-YARD RECEIVING GAMES IN PATRIOTS HISTORY

Stanley Morgan	38
Wes Welker	28
Rob Gronkowski	27
Randy Moss	18

MOST 100-YARD GAMES BY A PATRIOTS TIGHT END

Rob Gronkowski	27
Ben Coates	9

MOST 100-YARD GAMES BY A TIGHT END IN NFL HISTORY

Tony Gonzalez	31
Rob Gronkowski	27
Kellen Winslow	24
Jackie Smith	22
Antonio Gates	21
Jason Witten	21
Shannon Sharpe	19

Gronkowski had 168 yards receiving in the win at Pittsburgh on Dec. 17, 2017 and now has seven career games with 140 or more yards, tied with Shannon Sharpe (7) for the most by a tight end in NFL history.

SECOND TO ONE

Gronkowski finished the 2011 season with 18 overall touchdowns (17 receiving, 1 rushing), passing Curtis Martin (17 overall in 1996) for the second highest single season total in Patriots history.

MOST TOUCHDOWNS IN A SEASON IN PATRIOTS HISTORY

Player	Year	TDs
Randy Moss	2007	23
Rob Gronkowski	2011	18
LeGarrette Blount	2016	18
Curtis Martin	1996	17

HIGH RECEPTION AVERAGE

Rob Gronkowski has the third-highest yards per catch percentage among tight ends in NFL history.

HIGHEST TIGHT END RECEPTION AVERAGE SINCE 1970

Player	Team(s)	Rec. Avg.
Rich Caster	NYJ/HOU/WAS	17.1
Henry Childs	NO/LAR/GB	15.3
Rob Gronkowski	New England	15.1
Jerome Barkum	N.Y. Jets	14.7

END ZONE DOUBLE DOWN

Gronkowski's seven games with two or more touchdowns in 2011 are an NFL record for a tight end. Antonio Gates (San Diego in 2004) and Jerry Smith (Washington in 1967) each had four two-touchdown games. Gronkowski has 15 such games in his NFL career.

MOST GAMES WITH 2+ TD RECEPTIONS IN A SINGLE SEASON

Player	Team	Year	Multi-TD Games
Randy Moss	New England	2007	8
Rob Gronkowski	New England	2011	7
Cris Carter	Minnesota	1995	7
Jerry Rice	San Francisco	1987	7



PATRIOTS OFFENSIVE NOTES

LEAGUE LEADER

77

Gronkowski's 77 touchdown receptions since the start of the 2010 season are the most in the NFL. His 78 overall touchdowns are also tops in the league since 2010.

MOST TOUCHDOWN RECEPTIONS SINCE 2010

Player	Team(s)	Touchdowns
Rob Gronkowski	New England	77
Dez Bryant	Dallas	73
Jimmy Graham	NO/SEA/GB	69
Jordy Nelson	GB/OAK	66
Calvin Johnson	Detroit	62

MOST TOUCHDOWN RECEPTIONS BY A TIGHT END SINCE 2010

Player	Team(s)	Touchdowns
Rob Gronkowski	New England	77
Jimmy Graham	NO/SEA/GB	69
Antonio Gates	SD/LAC	55
Jason Witten	Dallas	41
Kyle Rudolph	Minnesota	39
Greg Olsen	CHI/CAR	38
Vernon Davis	SF/WAS	38
Julius Thomas	DEN/JAX/MIA	36

FOUR 3+ TD GAMES

With his three touchdowns against Pittsburgh (9/10/15), Gronkowski tied the Patriots record for most games with three or more touchdowns (4). His four three-touchdown performances are also most in the NFL since 2010.

MOST GAMES WITH THREE OR MORE TDS IN PATRIOTS HISTORY

Player	3+ TD Games
Rob Gronkowski	4
Randy Moss	4
LeGarrette Blount	2
Billy Lott	2
Curtis Martin	2
Larry Garron	2
Sam Cunningham	2

MOST THREE-TD GAMES SINCE 2010

Player	Team(s)	3+TD Games
Rob Gronkowski	New England	3
Doug Baldwin	Seattle	3
Odell Beckham Jr.	N.Y. Giants	2
Antonio Brown	Pittsburgh	2
Michael Crabtree	SF/OAK/BAL	2
Victor Cruz	N.Y. Giants	2
Vincent Jackson	SD/TB	2
Calvin Johnson	Detroit	2
Brandon Marshall	DEN/MIA/CHI/NYJ/NYG/SEA	2
Jordy Nelson	GB/OAK	2
Demaryius Thomas	Denver	2

ALL-PURPOSE PLAYER

In 2011, Gronkowski became the second tight end in NFL history to rush for a touchdown, catch a touchdown, record a tackle and return a kickoff in the same season. Bo Scaife was the first to accomplish the feat in 2006 with Tennessee.

RACKING UP THE YARDS

Gronkowski is one of three tight ends in NFL history to tally four career 100-yard receiving games in the postseason and is tied with Deion Branch and Julian Edelman for the most postseason 100-yard games by a Patriot.

MOST POSTSEASON 100-YARD GAMES BY A TIGHT END IN NFL HISTORY

Player	Team(s)	100-Yard Games
Rob Gronkowski	New England	4
Vernon Davis	San Francisco	4
Keith Jackson	PHI/GB	4
Dallas Clark	Indianapolis	3
Greg Olsen	CHI/CAR	3

MOST POSTSEASON 100-YARD GAMES IN PATRIOTS HISTORY

Rob Gronkowski	4
Deion Branch	4
Julian Edelman	4
Wes Welker	3

TIGHT END TDS

Gronkowski raised his career playoff total to 12 touchdowns in 2017, adding to his Patriots playoff record for most touchdowns and adding to his NFL playoff record for most touchdowns by a tight end. Gronkowski had three touchdowns in the 2017 postseason, including two in Super Bowl LII.

MOST POSTSEASON TOUCHDOWNS BY A TIGHT END

Player	Team(s)	TDs
Rob Gronkowski	New England	12
Dave Casper	Oakland	7
Vernon Davis	San Francisco	7
Keith Jackson	MIA/GB	6
Jay Novacek	Dallas	6

MOST POSTSEASON TOUCHDOWNS IN PATRIOTS HISTORY

Rob Gronkowski	12
LeGarrette Blount	8
James White	8
David Givens	7
Tom Brady	6
Danny Amendola	6

POSTSEASON RECORDS

Gronkowski has 12 postseason touchdown receptions to tie John Stallworth for the second-most receiving touchdowns in the postseason.

MOST POSTSEASON TOUCHDOWN RECEPTIONS IN NFL HISTORY

Player	Team(s)	TDs
Jerry Rice	SF/OAK	22
Rob Gronkowski	New England	12
John Stallworth	Pittsburgh	12
Fred Biletnikoff	Oakland	10
Larry Fitzgerald	Arizona	10
Antonio Freeman	Green Bay	10
Randy Moss	MIN/NE	10
Hines Ward	Pittsburgh	10

MOST RECEIVING YARDS BY A TIGHT END IN NFL POSTSEASON HISTORY

Player	Team(s)	Yards
Rob Gronkowski	New England	972
Dallas Clark	Indianapolis	847
Shannon Sharpe	DEN/BAL	814
Brent Jones	San Francisco	740
Jay Novacek	Dallas	645

MOST RECEPTIONS BY A TIGHT END IN NFL POSTSEASON HISTORY

Player	Team(s)	Yards
Rob Gronkowski	New England	68
Dallas Clark	Indianapolis	64
Jay Novacek	Dallas	62
Shannon Sharpe	DEN/BAL	62
Brent Jones	San Francisco	60



WR CHRIS HOGAN

UNCONVENTIONAL JOURNEY

Despite a successful three-year lacrosse career at Penn State, Hogan, also a standout football player in high school, said that playing college football was always in the back of his mind. Having redshirted his sophomore year of lacrosse, Hogan had an extra year of athletic eligibility following his fourth academic year at Penn State. As the football itch still lurked in the back of his mind, Chris played his final year of eligibility with the Monmouth (N.J.) football team, and at the end of the season joined some workouts with teammates who were training for the NFL Combine.

"I honestly didn't know if I had what it took to play in the NFL," Hogan wrote in the Players Tribune. "Still, it was one of those things where I didn't want to look back in five years and be like, 'Man, I wish I would've tried.'"

Chris did not get invited to compete in the Combine that year but turned heads during a Pro Day at Fordham University. Later that summer, he signed with the San Francisco 49ers as an undrafted free agent.

G TED KARRAS

SCHOOL'S NOT OUT

Although he already owns a bachelor's degree in communications and a master's degree in recreation, sport and tourism from his time at the University of Illinois, Ted Karras hasn't completely given up his notebook for an NFL playbook. Along with teammate Joe Thuney, Karras is pursuing his MBA from Indiana University thanks to an NFLPA program that provides tuition assistance for players while navigating a busy NFL schedule.

"It just seems to be that everyone keeps wanting to pay for my school, so I'm not going to turn it down," Karras told the Boston Globe.

Karras and Thuney began their MBA pursuit two weeks after the Patriots Super Bowl LI victory by taking online classes and Skyping with professors from Indiana University's Kelley School of Business up until training camp. They continued their classes in the 2018 off-season.

OL SHAQ MASON

A FAMOUS NAMESAKE

A noted sports fan and basketball enthusiast, Shaq's mother, Alicia McGuire, named him Shaquille Olajuwon Mason in 1993 after her two favorite NBA stars at the time, Shaquille O'Neal and Hakeem Olajuwon. The Tennessee native had the opportunity to meet one of his namesakes at a Memphis Grizzlies game while O'Neal was a member of the Miami Heat, receiving a special meet-and-greet and having his jersey signed.

WR CORDARRELLE PATTERSON

IN A RUSH

Patriots WR Cordarrelle Patterson has six rushing touchdowns in his career, tied for the seventh-most in NFL history by a wide receiver. The Patriots have had four receivers rush for a touchdown in team history.

MOST RUSHING TOUCHDOWNS BY A WIDE RECEIVER IN NFL HISTORY

Player	Team(s)	Rush TDs
Bobby Mitchell	CLE/WAS	18
Eric Metcalf	CLE/ATL	12
Charley Taylor	Washington	11
Jerry Rice	San Francisco	10
Tavon Austin	L.A. Rams	9
Frank Jackson	Dallas Texans/KC	7
Cordarrelle Patterson	MIN/OAK/NE	6
Bo Roberson	SD/OAK	6

RUSHING TOUCHDOWNS BY A PATRIOTS RECEIVER

David Patten – 29-yard touchdown run at Indianapolis on Oct. 21, 2001
 Irving Fryar – 8-yard touchdown run at Seattle on Nov. 17, 1985
 Darryl Stingley – 34-yard touchdown run vs. Kansas City on Sept. 18, 1977
 Darryl Stingley – 23-yard touchdown run vs. Baltimore on Oct. 6, 1974

WR MATTHEW SLATER

WHAT TO LOOK FOR IN 2018

Matthew Slater has earned seven Pro Bowls (2011-17) as a special teams player to match Steve Tasker (1987, 1990-95) for the most special teams Pro Bowl honors in NFL history. He is the first with seven straight special teams Pro Bowl honors.



LIKE FATHER LIKE SON

Slater is one of 10 sons of Hall of Fame members to be drafted in NFL history.

HALL OF FAME FATHERS WITH SONS DRAFTED IN THE NFL

Jackie Slater (class of 2001) – son, Matthew Slater (NE)
 Bobby Bell (class of 1983) – son, Bobby Bell (NYJ)
 Tony Dorsett (class of 1994) – son, Anthony Dorsett (HOU)
 Bob Griese (class of 1990) – son, Brian Griese (DEN)
 Russ Grimm (class of 2010) – son, Cody Grimm (TB)
 Howie Long (class of 2000) – sons Chris Long (STL) and Kyle Long (CHI)
 Bruce Matthews (class of 2007) – son, Jake Matthews (ATL)
 Don Shula (class of 1997) – son, Mike Shula (TB)
 Kellen Winslow (class of 1995) – son, Kellen Winslow (CLE)

PRO BOWL RECORD



Slater has earned seven Pro Bowl invitations (2011-17) as a special teams player to match Steve Tasker (1987, 1990-95) for the most special teams Pro Bowl honors in NFL history. Slater is the only special teams player to earn seven consecutive Pro Bowls.



PATRIOTS OFFENSIVE NOTES

ALL-STAR COMBINATION

Slater has been voted to the Pro Bowl for seven straight seasons, matching the seven that his father was voted to with the L.A. Rams. The Slater family's 14 combined Pro Bowls are the second most among father-son contingents to have been voted to at least one Pro Bowl each.

MOST FATHER AND SON PRO BOWL SELECTIONS

Players	Pro Bowls
Archie (2), Peyton (14) and Eli Manning (4).....	20
Jackie (7) and Matthew Slater (7).....	14

ELECTED TEAM LEADER

Patriots wide receiver Matthew Slater has been named to seven straight Pro Bowls (2011-17) for his special teams work, but perhaps more revealing of his value to New England is the fact that he was elected a captain by his teammates for the eighth straight season in 2018.

The special teams ace shared what it means to be a captain with high school football players in a story published by *The Boston Globe*. "I think first and foremost, you have to be able to put others before yourself. Being a captain and leadership is about serving, and to me, that means a great deal of sacrifice — putting aside personal agendas for the greater common goal. Leadership is equated with sacrifice. I think you have to be willing to do whatever it takes for the unit to succeed. I think you need to lead by example. A lot of times, it's about what you do, not what you say."

SLATER'S EMERGENCE WAS SPECIAL

Bill Belichick acknowledged Matthew Slater's role as a gunner on special teams: "Matt is one of the best in the league," Belichick said. "Any time the punt return team has to double somebody, that makes it one less guy they can use somewhere else in the return. He almost always draws two guys out there unless they're in an eight-man rush. Most of the time, there's two guys out there — fourth-and-short, where they're trying to protect the box — but he draws a lot of double teams, and deservedly so. He does an outstanding job of covering punts."

OL JOE THUNEY

THUNEY DOES HAVE THE SIZE

An Ohio native, Joe Thuney was told he may not have the size to play offensive line in the Big Ten conference for his hometown Ohio State Buckeyes. Settling on North Carolina State, Thuney went on to become a mainstay on the offensive line while also earning his bachelor's degree in accounting in just three years, added an international studies degree and also minored in Spanish.

BACK TO SCHOOL

Along with teammate Ted Karras, Joe Thuney has taken advantage of an NFLPA program that assists its players in earning college degrees. After earning his degree in accounting while also studying international studies at N.C. State, Thuney is now pursuing his MBA through Indiana University's Kelley School of Business.

RB JAMES WHITE

WHITE CATCHES TD PASSES

RB James White has the most touchdown receptions by a running back in the NFL since 2015 with 14.

RB WITH THE MOST RECEIVING TD SINCE 2015

Player	Team(s)	TDs
James White	New England.....	14
Theo Riddick	Detroit.....	10
Chris Thompson	Washington	9
David Johnson	Arizona	9
Melvin Gordon.....	LA Chargers.....	8

SWEET FEET SCORING OFTEN

White has 14 receiving touchdowns in his career, the third-most by a running back in Patriots history.

RB TD RECEPTIONS IN PATRIOTS HISTORY

Player	Seasons	Receiving TDs
Larry Garron.....	1960-68	26
Kevin Faulk	1999-2011.....	15
James White	2014-18	14
Tony Collins	1981-87	12

WHITE HAS CAREER DAY

White set career regular-season highs with 10 receptions and 115 receiving yards vs. Philadelphia (12/6/15).

MOST RECEIVING YARDS IN A GAME BY A RUNNING BACK IN PATRIOTS HISTORY

Player	Date	Opponent	Rec
Shane Vereen	12/08/13	Cleveland	153
Dick Christy	11/04/60	Oakland	124
Joe Johnson	11/25/60	Houston	123
James White	12/06/15	Philadelphia	115
Larry Garron	12/11/66	Houston	113

MOST RECEPTIONS IN A GAME BY A RUNNING BACK IN PATRIOTS HISTORY

Player	Date	Opponent	Rec
Shane Vereen	12/08/13	Cleveland	12
Tony Collins	11/29/87	Philadelphia	11
Kevin Faulk	09/03/20	Tampa Bay	11
Leroy Thompson	11/13/94	Minnesota	11
James White	10/01/17	Carolina	10
James White	12/06/15	Philadelphia	10
Tony Collins	11/16/86	L.A. Raiders	10

SUPER BOWL RECORD SETTER

White set a Super Bowl record with 14 receptions for 110 yards in Super Bowl LI.

MOST RECEPTIONS IN A SUPER BOWL

Player	Team	SB	Opponent	Rec.
James White	New England	LI	Atlanta	14
Demaryius Thomas	Denver	XLVII	Seattle	13
Dan Ross	Cincinnati	XVI	San Francisco	11
Jerry Rice	San Francisco	XXIX	San Diego	11
Wes Welker	New England	XLII	N.Y. Giants	11
Shane Vereen	New England	XLIX	Seattle	11

White also set a Super Bowl record by scoring 20 points with two rushing touchdowns, one touchdown reception and one two-point conversion.

MOST POINTS SCORED IN A SUPER BOWL

Player	Team	SB	Opponent	Points
James White	New England	LI	Atlanta	20
Roger Craig	San Francisco	XIX	Miami	18
Jerry Rice	San Francisco	XXIV	Denver	18
Ricky Watters	San Francisco	XXIX	San Diego	18
Terrell Davis	Denver	XXXII	Green Bay	18

MOST TOUCHDOWNS IN A SUPER BOWL

Player	Team	SB	Opponent	TDs
James White	New England	LI	Atlanta	3 (2 rush, 1 rec.)
Roger Craig	San Francisco	XIX	Miami	3 (2 rec., 1 rush)
Jerry Rice	San Francisco	XXIV	Denver	3 (3 rec.)
Ricky Watters	San Francisco	XXIX	San Diego	3 (2 rec., 1 rush)
Terrell Davis	Denver	XXXII	Green Bay	3 (3 rush)

RB RECEPTIONS

James White holds two of the top-five running back reception season in team history.

MOST RECEPTIONS IN A SEASON BY A PATRIOTS RB

Player	Year	Receptions
Tony Collins	1986	77
Leroy Thompson.....	1994	65
James White	2016	60
Kevin Faulk	2008	58
James White	2017	56

DL ADAM BUTLER

CAREER DEFINING CONTEST

Adam Butler arrived at Vanderbilt as an accomplished high school offensive lineman and spent his freshman season redshirting as a backup at center and guard. During his first offseason, Butler entered a rib eating contest, which judges ruled his team had lost. Butler disagreed and began arguing with the judges. Then Commodore defensive coordinator Bob Shoop was in attendance and witnessed Butler's demeanor and was impressed with his competitive attitude. Shoop convinced then head coach James Franklin to ask Butler to transition to defense.

"Coach Franklin brought me into his office and he asked me what I wanted, and I wanted whatever was best for the team," Butler told The Tennessean. "Because we were so short on defensive linemen at that time, that's how it happened."

DL TREY FLOWERS

WHAT TO LOOK FOR IN 2018

If Trey Flowers leads the team in sacks again in 2018, he will become the seventh player in team history to lead the team in sacks for at least three consecutive seasons.

FLOWERS DOUBLES DOWN AGAIN

DL Trey Flowers moved into a starting role in the second half of the 2016 season and posted three two-sack games as a result. In his final eight games of 2016, he recorded seven total sacks, ranking sixth in the NFL during that span.

MOST SACKS IN SECOND HALF OF 2016

Player	Team	Sacks
Vic Beasley, Jr.	Atlanta	9.0
Cameron Wake	Miami	8.5
Danielle Hunter	Minnesota	8.5
Khalil Mack	Oakland	8.0
Olivier Vernon	N.Y. Giants	7.5
Trey Flowers	New England	7.0

MULTI-SACK GAMES

MOST GAMES WITH 2+ SACKS 2016-18

Player	Team(s)	Games
Calais Campbell	ARZ/JAX	7
Joey Bosa	SD/LAC	5
Trey Flowers	New England	5
Everson Griffen	Minnesota	5
Cameron Heyward	Pittsburgh	5
Chandler Jones	Arizona	5
Ryan Kerrigan	Washington	5
Von Miller	Denver	5
Terrell Suggs	Baltimore	5
Khalil Mack	Chicago	5
Cameron Jordan	New Orleans	5

DB DURON HARMON

HARMON SECURES THE WIN

Duron Harmon picked off Pittsburgh QB Ben Roethlisberger in the end zone with five seconds to play to secure a 27-24 win on Dec. 17, 2017. It was the fourth time overall that he has picked off a pass in the end zone to secure a win and the second time in the 2017 season. He intercepted Houston QB DeShaun Watson in the end zone as time expired to secure the win on Sept. 24, 2017. He picked off Miami QB Ryan Tannehill in the end zone with nine seconds to play to secure the Patriots 31-24 win on Sept. 18, 2016, and Harmon intercepted a Joe Flacco pass in the end zone with 1:39 left to preserve the Patriots 35-31 lead in an AFC Divisional win vs. Baltimore on Jan. 10, 2015. Ten of his 14 career interceptions have been in the fourth quarter.

4TH QUARTER PICKS

Throughout his six NFL seasons, Duron Harmon has shown a knack for notching late-game interceptions. Of his 14 career picks, 10 have come in the fourth quarter, with six of those occurring during the final two minutes of the second half.

4TH QUARTER INTERCEPTIONS

Date	Opponent	Result
10/27/13	vs. MIA	W, 27-17
11/3/13	vs. PIT	W, 55-31
1/10/15	vs. BAL	W, 35-31*
9/10/15	vs. PIT	W, 28-21
10/29/15	vs. MIA	W, 36-7
9/18/16	vs. MIA	W, 31-24
1/14/17	vs. HOU	W, 34-16*
9/24/17	vs. HOU	W, 36-33
11/26/17	vs. MIA	W, 35-17
12/17/17	at PIT	W, 27-24

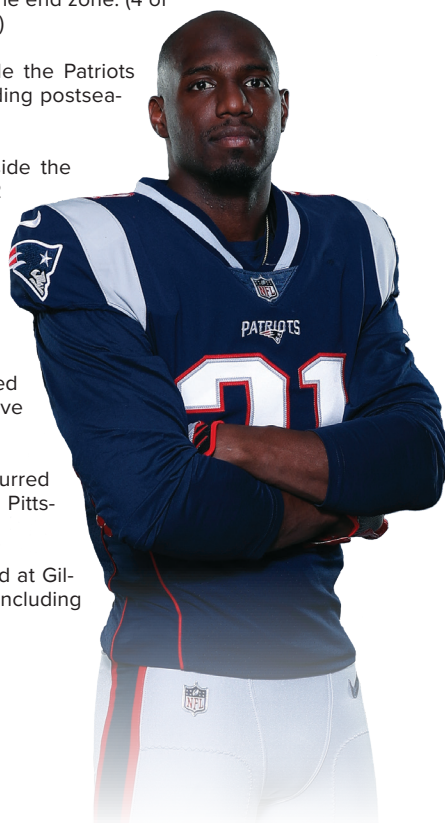
INTERCEPTIONS IN THE FINAL 2 MINUTES

Date	Opponent	Time Remaining
10/27/13	vs. MIA	0:55
01/10/15	vs. BAL	1:46*
9/18/16	vs. MIA	0:09
9/24/17	vs. HOU	0:03
11/26/17	vs. MIA	1:54
12/17/17	at PIT	0:09

* Playoff Game

HARMON INTERCEPTION NOTES:

- Eight of 11 occurred in the 4th quarter. (10 of 14 including postseason)
- Five of 11 occurred in the final two minutes of the game. (6 of 14 including postseason)
- Three of 11 occurred in the end zone. (4 of 14 including postseason)
- Six of 11 occurred inside the Patriots red zone. (9 of 14 including postseason)
- Nine of 11 occurred inside the Patriots 35-yard line. (12 of 14 including postseason)
- All 11 occurred in Patriots' wins. (13 of 14 including postseason)
- Five of 11 have occurred against Miami. (Four of five against Ryan Tannehill)
- Eight of 11 have occurred against either Miami or Pittsburgh.
- Eight of 11 have occurred at Gillette Stadium. (10 of 14 including postseason)





PATRIOTS DEFENSIVE NOTES



DB DEVIN MCCOURTY

WHAT TO LOOK FOR IN 2018

Devin McCourty enters 2018 tied with Ty Law for second-most Pro Bowls as a Patriots defensive back with four. Only CB Mike Haynes had more Pro Bowl invites as a Patriots DB with six.

DOUBLE TROUBLE

After being selected by the Patriots in the first round of the 2010 NFL Draft, CB Devin McCourty became part of a select group in league history. McCourty's identical twin brother, Jason, joined the Patriots this past offseason for his 10th NFL season. The two became the 12th set of twins to play in the NFL. In the season opener, Devin and Jason became the first set of twins to play together on the same NFL team since 1926 when Gene and Tom Golsen suited up together for the Louisville Colonels. Shaquill and Shaquem Griffin of the Seattle Seahawks also accomplished this unique occurrence on Kickoff Weekend. New England also had twins on the team last year, with TE Jacob Hollister on the roster and WR Cody Hollister on the practice squad. Jacob is on the roster again this year and Cody is on the non-football/injury list.

Devin and Jason were cornerbacks in the Rutgers secondary from 2005-08. Devin redshirted for the 2005 season and was a year behind his brother in eligibility. Devin became the second twin to suit up for the Patriots, after CB Kato Serwanga was a member of the team from 1998-2000. His twin brother, Jason, played for San Francisco and Minnesota from 1999-2001. According to McCourty's mother, the two can only be told apart by tiny scars on their faces left by chickenpox.

MCCOURTY GOES LONG

McCourty had a 104-yard kickoff return for a touchdown vs. N.Y. Jets (10/21/12), the second longest kickoff return in team history. Ellis Hobbs has the longest in team history with a 108-yard return for a touchdown at N.Y. Jets on Sept. 9, 2007. He was named AFC Special Teams Player of the Week for his performance.

LONGEST KICKOFF RETURN IN PATRIOTS HISTORY

Ellis Hobbs 108TD at N.Y. Jets (9-9-07)
Devin McCourty 104TD vs. N. Y. Jets (10-21-12)

IN GOOD COMPANY

McCourty earned Associated Press All-Pro Second Team honors at safety in 2013 and 2016. He also earned Second Team All-Pro Honors as a rookie in 2010 when he played cornerback. McCourty joins Pro Football Hall of Famers Rod Woodson and Ronnie Lott as the only NFL players to earn All-Pro honors at both safety and cornerback.



BROTHERS IN ARMS

Devin, along with twin brother Jason McCourty, has seen first-hand the effects of sickle cell disease. Both their aunt and uncle lived with the disease while their father carried the trait. Devin and Jason partnered with Embrace Kids Foundation to form their own "Tackle Sickle Cell" campaign aiming to educate the public, increase blood donations and raise money and awareness for the fight against sickle cell disease. Devin's work with the local Boston Children's Hospital has helped advance research of the disease with doctors now as close as they've ever been to a cure.

LB DONT'A HIGHTOWER

WEARING BRUSCHI'S JERSEY #54

As a first round draft pick, Dont'a Hightower is used to high expectations. Hightower went to training camp with jersey #45 but was switched to jersey #54 prior to the start of his rookie year in 2012. Former LB Tedy Bruschi wore #54 for 13 seasons.

Hightower understands the importance of the number and hopes to live up to its legacy. "I definitely feel honored to be able to wear this number," Hightower said. "I've read that Tedy didn't want it to be retired and he hoped another linebacker would come in and be able to wear this number and be able to play as well. I feel honored. Tedy was a great player, and he means a lot to this organization. I'm definitely proud to be able to wear this number."




WINNER ON MULTIPLE LEVELS

Dont'a Hightower and Russell Maryland (2 national championships at University of Miami and three Super Bowl Championships with Dallas) are the only two players in NFL history with two national championships and two Super Bowl wins.

K STEPHEN GOSTKOWSKI

WHAT TO LOOK FOR IN 2018

- If Stephen Gostkowski leads the NFL in scoring in 2018, he will set the NFL mark for most seasons leading the NFL in scoring with six, moving past Don Hutson (5) and Gino Cappelletti (5). Gostkowski has led the NFL in scoring in 2008, 2012-14 and 2015.
- In 2015, Gostkowski became the first NFL player with four seasons of 150 or more points. He added his fifth season of 150 or more points in 2017 and can add to that number in 2018.
- Gostkowski (5) needs one more 30-field goal season in 2018 to move out of a tie with David Akers (5), John Carney (5) and Justin Tucker (5) for the most in NFL history with six seasons of 30 or more field goals.
- Gostkowski has led the NFL in field goals three times (2008, 2013 and 2014), and if he leads the NFL in field goals in 2018, he will join Lou Groza (5), Jack Manders (4), Ward Cuff (4) and Mark Moseley (4) as the only NFL players to lead the NFL in field goals in at least four seasons.
- Gostkowski made 92.5 (37-of-40) percent of his field goals in 2017. He tied Adam Vinatieri (2002, 2004, 2010, 2014 and 2015) for the most seasons at 90 percent on field goals with five and needs one more season of 90 percent to set the NFL mark.
- Gostkowski (1,634) is in 18th on the NFL's all-time list for points.
- Gostkowski (180) is second all-time in postseason points, behind Adam Vinatieri (234) and will look to add to those numbers in 2018.
- Gostkowski is third on the NFL's all-time postseason list with 34 field goals behind Adam Vinatieri (56) and David Akers (39).
- Gostkowski (345) is 6 field goals away from becoming the 19th kicker in NFL history to convert 350 field goals in his career.



FRANCHISE SCORING LEADER

Gostkowski became the Patriots all-time leader in points, passing Adam Vinatieri in 2014 vs. Miami (12/14).

PATRIOTS ALL-TIME LEADING SCORERS

Player	Points
Stephen Gostkowski	1,634
Adam Vinatieri	1,158
Gino Cappelletti	1,130

SCORING LEADER I

Gostkowski is the first NFL player with five 150 point seasons. His 156 points in 2017 tied for the second most of his career and the second most in the NFL in 2017.

PATRIOTS RECORD FOR MOST POINTS IN A SEASON

Player	Year	Points
Stephen Gostkowski	2013	158
Stephen Gostkowski	2017	156
Stephen Gostkowski	2014	156
Gino Cappelletti	1964	155 (includes 7 TDs)
Stephen Gostkowski	2012	153
Stephen Gostkowski	2015	151
Stephen Gostkowski	2008	148
Gino Cappelletti	1961	147

SCORING LEADER II

NFL RECORD FOR MOST POINTS BY A KICKER IN A SINGLE SEASON

Player	Team	Year	Points
David Akers	San Francisco	2011	166
Gary Anderson	Minnesota	1998	164
Jeff Wilkins	St. Louis	2003	163
Mark Moseley	Washington	1983	161
Stephen Gostkowski	New England	2013	158
Matt Bryant	Atlanta	2016	158
Greg Zuerlein	L.A. Rams	2017	158
Mike Vanderjagt	Indianapolis	2003	157
Stephen Gostkowski	New England	2017	156
Stephen Gostkowski	New England	2014	156
Stephen Gostkowski	New England	2012	153
Stephen Gostkowski	New England	2015	151

NFL ALL-TIME SCORING LEADERS

Gostkowski has the 18th-most points in NFL history.

Player	Team(s)	Years	Points
1. Morten Andersen	NO/ATL/NYG/KC/ATL	1982-2007	2,544
2. Adam Vinatieri	NE/IND	1996-present	2,511
3. Gary Anderson	PIT/PHI/SF/MIN/TEN	1982-2004	2,434
4. Jason Hanson	Detroit	1992-2012	2,150
5. John Carney	TB/SD/NO/NYG	1988-2010	2,062
6. Matt Stover	CLE/BAL/IND	1991-2010	2,004
7. George Blanda	CHI/BLT/HOU/OAK	1949-75	2,002
8. Jason Elam	DEN/ATL	1993-2009	1,983
9. John Kasay	SEA/CAR/NO	1991-2011	1,970
10. Phil Dawson	CLE/SF/ARZ	1999-present	1,819
11. Sebastian Janikowski	OAK/SEA	2000-present	1,816
12. Norm Johnson	SEA/ATL/PIT/PHI	1982-99	1,736
13. David Akers	WAS/PHI/SF/DET	1998-2013	1,721
14. Nick Lowery	NE/KC/NYJ	1978-96	1,711
15. Jan Stenerud	KC/GB/MIN	1967-85	1,699
16. Ryan Longwell	GB/MIN	1997-2011	1,687
17. Matt Bryant	NYG/TB/ATL	2002-present	1,640
18. Stephen Gostkowski	New England	2006-present	1,634
19. Eddie Murray	DET/KC/TB/DAL/PHI/WAS/MIN	1980-2000	1,594
20. Al Del Greco	GB/STL/PHO/HOU/TEN	1984-2000	1,584

GOSTKOWSKI GOES LONG

Gostkowski kicked a franchise record 62-yard field goal against Oakland in Mexico City (11/19/17). Gostkowski had set a team record with a 58-yard field goal in the second quarter vs. Carolina on Oct. 1, 2017. It is the 18th field goal of 60 or more yards in NFL history.

LONGEST FIELD GOALS IN NFL HISTORY

Player	Team	Opponent	Date	Distance
Matt Prater	DEN	vs. TEN	12/08/13	64
Tom Dempsey	NO	vs. DET	11/08/70	63
Jason Elam	DEN	vs. JAX	10/25/98	63
Sebastian Janikowski	OAK	at DEN	09/12/11	63
David Akers	SF	vs. GB	09/09/12	63
Stephen Gostkowski	NE	at OAK	11/19/17	62
Matt Bryant	TB	vs. PHI	10/22/06	62

LONGEST FIELD GOALS IN PATRIOTS HISTORY

Player	Opponent	Date	Distance
Stephen Gostkowski	at OAK	11/19/17	62
Stephen Gostkowski	vs. CAR	10/01/17	58
Stephen Gostkowski	at DAL	10/11/15	57
Adam Vinatieri	at CHI	11/10/02	57
Adam Vinatieri	at STL	12/13/98	55
Matt Bahr	at MIA	11/12/95	55

MOST FIELD GOALS IN PATRIOTS HISTORY

Gostkowski moved past Adam Vinatieri (263) in 2015 to become the Patriots all-time leader with 345 career field goals.

Stephen Gostkowski	345	Gino Cappelletti	176
Adam Vinatieri	263	John Smith	128



PATRIOTS SPECIAL TEAMS NOTES

CONSECUTIVE EXTRA POINTS

Gostkowski set an NFL record for most consecutive extra points made in the regular season.

MOST CONSECUTIVE (KICKING) PATS

Player	Team(s)	Years	Consec. XPs
Stephen Gostkowski	New England	2006-16	478
Matt Stover	BAL/IND	1996-2009	422
Jason Elam	Denver	1993-2002	371
Jeff Wilkins	St. Louis	1999-2007	371
Jay Feely	ATL/NYG/MIA/NYJ/ARZ/CHI	2002-14	360

EVEN STEPHEN

Gostkowski has connected on 87.6 percent of his regular season field goal attempts in his career, the best percentage in Patriots history. Additionally, Gostkowski's 87.6 field goal percentage is third-best among NFL kickers all-time.

PATRIOTS ALL-TIME LEADERS / FIELD GOAL PCT. (MINIMUM 50 ATTEMPTS)

Player	Years	FGM	FGA	Pct.
Stephen Gostkowski	2006-18	345	394	.876
Adam Vinatieri	1996-05	263	321	.819
Matt Bahr	1993-95	55	72	.764

NFL ALL-TIME LEADERS / FIELD GOAL PCT. (MINIMUM 50 ATTEMPTS)

Player	Team(s)	Years	FGM	FGA	Pct.
Justin Tucker	Baltimore	2012-present	207	230	90.0
Dan Bailey	DAL/MIN	2011-present	186	211	88.2
Stephen Gostkowski	New England	2006-present	345	394	87.6
Steven Hauschka	BAL/SEA/BUF	2008-present	225	258	87.2
Robbie Gould	CHI/NYG/SF	2005-present	333	382	87.2
Mike Vanderjagt	IND/DAL	1998-06	230	266	86.5
Nate Kaeding	SD/MIA	2004-12	181	210	86.2
Kai Forbath	WAS/NO/MIN	2012-17	116	135	85.9
Matt Bryant	NYG/MIA/IND/TB/ATL	2002-present	371	432	85.9
Rob Bironas	Tennessee	2005-13	239	279	85.7
Shayne Graham	BUF/CAR/CIN/HOU/NO/ATL	2001-15	277	324	85.5

GOSTKOWSKI HAS TEAM MARK

Gostkowski scored at least one point in 142 straight games, a franchise record. He set the new record in a win vs. Denver on Nov. 24, 2013. The record ended in the shutout loss vs. Buffalo on Oct. 2, 2016.

PATRIOTS RECORD FOR MOST CONSECUTIVE GAMES SCORED

Player	Dates	Con. Games Scored
Stephen Gostkowski	12/17/06 to 10/02/16	142
Adam Vinatieri	11/24/96 to 12/29/02	101
John Smith	09/28/75 to 10/02/80	101

1,000-POINT BENCHMARK

Gostkowski (1,634) reached the 1,000 point mark in only his 119th career game. He is the only kicker in NFL history to reach 1,000 career points in fewer than 120 career games played.

KICKERS TO REACH 1,000 POINTS IN FEWEST GAMES

Player	Team	Games to 1,000 Points
Stephen Gostkowski	New England	119
Mike Vanderjagt	Indianapolis	126
Jason Elam	Denver	132
Ryan Longwell	Green Bay	136
Jan Stenerud	Kansas City	136

PROLIFIC SCORING AVERAGE

Gostkowski is first in NFL history with an 8.7 points per game average.

NFL RECORD FOR AVERAGE POINTS PER GAME

Player	Team(s)	Points Per Game
Stephen Gostkowski	New England	8.7
Mike Vanderjagt	IND/DAL	7.9
Nate Kaeding	SD/MIA	7.8
Dan Bailey	DAL/MIN	7.7
Marion Crosby	Green Bay	7.7

GOSTKOWSKI PILING ON

Gostkowski is the Patriots all-time leading scorer in the postseason and is second for the most postseason points all-time.

MOST KICKING POINTS IN NFL POSTSEASON HISTORY

Player	Team(s)	Points
Adam Vinatieri	NE/IND	234
Stephen Gostkowski	New England	180
David Akers	PHI/SF	175
Gary Anderson	PIT/PHI/SF/MIN/TEN	153
Mason Crosby	Green Bay	137
George Blanda	CHI/HOU/OAK	115
Matt Stover	CLE/BAL/IND	106
Matt Bahr	PIT/CLE/NYG/NE	103

MOST FIELD GOALS IN NFL POSTSEASON HISTORY

Player	Team(s)	Field Goals
Adam Vinatieri	NE/IND	39
David Akers	PHI/SF	39
Stephen Gostkowski	New England	34
Gary Anderson	PIT/PHI/SF/MIN/TEN	32
Mason Crosby	Green Bay	26

MOST POINTS IN NFL POSTSEASON HISTORY

Player	Team(s)	Field Goals
Adam Vinatieri	NE/IND	234
Stephen Gostkowski	New England	180
David Akers	PHI/SF	175
Gary Anderson	PIT/PHI/SF/MIN/TEN	153
Mason Crosby	Green Bay	137
Jerry Rice	SF/OAK	132
Emmitt Smith	DAL	126
Thurman Thomas	Buffalo	126
George Blanda	CHI/HOU/OAK	115
Matt Stover	CLE/BAL/IND	106

FIVE-TIME LEAGUE LEADER

Gostkowski led the NFL in scoring for the fourth straight season in 2015 with 151 points. He also led the NFL with 156 points in 2014, 158 points in 2013, 153 points in 2012 and 148 points in 2008. He joins Don Hutson and Gino Cappelletti as the only players to lead the NFL in scoring five times.

NFL RECORD FOR MOST SEASONS LEADING THE LEAGUE IN SCORING

Player	Team	Years	Seasons
Stephen Gostkowski	New England	5	(2008, 2012-15)
Gino Cappelletti	New England	5	(1961, 1963-66)
Don Hutson	Green Bay	5	(1940-44)
Earl Clark	POR/DET	3	(1932), (1935-36)
Pat Harder	Chicago Cardinals	3	(1947-49)
Paul Hornung	Green Bay	3	(1959-61)

GOSTKOWSKI GAME WINNERS

Gostkowski has seven career regular season game-winning kicks and one in the playoffs. Those kicks are listed below.

GOSTKOWSKI'S CAREER GAME-WINNING FIELD GOALS

Time Left	Distance	Final Score	OPP	Date
3:44 4th	32	23-21	@ ARI	09/11/2016
0:01 4th	54	27-16	@ NYG	11/15/2015
3:12 4th	53	34-31	@ HOU	12/01/2013
1:56, OT	31	34-31	DEN	11/24/2013
0:05, 4th	35	23-21	@ BUF	09/08/2013
1:56, OT	35	23-20	BAL	10/17/2010
11:02 OT	48	29-26	NYJ	10/21/2012
1:10, 4th	31	24-21	@ SD	01/14/2007*

*Postseason

PATRIOTS SPECIAL TEAMS NOTES

GOSTKOWSKI DRILLS 300TH FG

Gostkowski's 29-yard field goal in the first quarter vs. NY Jets (12/24/16) was his 300th career field goal. He is one of 31 NFL players to reach 300 career field goals.

MOST FIELD GOALS AMONG ACTIVE NFL KICKERS

Player	Team(s)	Points
Adam Vinatieri.....	NE/IND	565
Phil Dawson	CLE/SF/ARZ.....	436
Sebastian Janikowski	OAK/SEA	417
Matt Bryant.....	NYG/IND/MIA/TB/ATL	371
Stephen Gostkowski	New England	345

GOSTKOWSKI BREAKS HIS OWN TEAM RECORD

Gostkowski set a Patriots franchise record with 38 field goals in 2013 and now owns the top six field goal seasons in team history.

MOST FIELD GOALS MADE IN A PATRIOTS SEASON

Player	Year	Field Goals
Stephen Gostkowski	2013	38
Stephen Gostkowski	2017	37
Stephen Gostkowski	2008	36
Stephen Gostkowski	2014	35
Stephen Gostkowski	2015	33
Tony Franklin	1986	32
Adam Vinatieri	2004	31
Adam Vinatieri	1998	31

ON THE MARK

Gostkowski made 92.5 (37-of-40) of his field goals in 2017. He is now tied with Adam Vinatieri for the most seasons at 90 percent in field goals with five.

PATRIOTS BEST FIELD GOAL PCT./SEASON (MINIMUM 30 ATTEMPTS)

Player	Year	FGM	FGA	Pct.
Stephen Gostkowski	2014	35	37	.946
Adam Vinatieri	2004	31	33	.939
Stephen Gostkowski	2013	38	41	.927
Stephen Gostkowski	2017	37	40	.925
Stephen Gostkowski	2015	33	36	.917
Stephen Gostkowski	2008	36	40	.900
Adam Vinatieri	2002	27	30	.900

MOST 50-YARD FIELD GOALS IN TEAM HISTORY

Gostkowski has the most 50-yard field goals in New England history.

PATRIOTS RECORD FOR MOST 50-YARD FIELD GOALS

Player	Years	FGM	FGA	Pct.
Stephen Gostkowski	2006-18	23	31	74.2
Adam Vinatieri	1996-2005	8	17	47.1
Tony Franklin	1984-87	3	6	50.0

30-PLUS FIELD GOAL SEASONS

Gostkowski is one of four players to make 30 or more field goals in five seasons after reaching 37 field goals in 2017.

MOST 30 FIELD GOAL SEASONS

Player	Team(s)	30-FG Seasons	Years
Stephen Gostkowski	New England	5	2008, 13-15, 17
David Akers	SF/PHI	5	2002, 08-11
John Carney	NYG/NO/SD	5	1993-94, 99, 2002, 08
Justin Tucker	Baltimore	5	2012-13, 15-17
Adam Vinatieri	IND/NE	4	1998, 2004, 13-14
Jay Feely	ATL/NYG/NYJ/ARZ	4	2002, 05, 09, 13
Matt Stover	Baltimore	4	2000-01, 03, 05
Robbie Gould	CHI/SF	4	2006-07, 15, 17



FOURTH-MOST FGs IN A SEASON

MOST FIELD GOALS MADE IN A SEASON IN NFL HISTORY

Player	Team	Year	Field Goals
David Akers	San Francisco	2011	44
Neil Rackers	Arizona	2005	40
Olindo Mare	Miami	1999	39
Robbie Gould	San Francisco	2017	39
Jeff Wilkins	St. Louis	2003	39
Stephen Gostkowski	New England	2013	38
Harrison Butker	Kansas City	2017	38
Greg Zuerlein	L.A. Rams	2017	38
Justin Tucker	Baltimore	2016	38
Justin Tucker	Baltimore	2013	38

KICKING A CAREER HIGH

Gostkowski made five field goals vs. Cincinnati (10/5/14), setting a new single-game career high. Gostkowski's five field goals tied the second highest single-game total in Patriots history, trailing only Gino Cappelletti's six successful field goals on Oct. 4, 1964. The last time a Patriots player had five field goals in a game before that was on Nov. 14, 2004, when Adam Vinatieri had five field goals vs. Buffalo.

TWO FROM 50-PLUS

Gostkowski drilled a team-record 62-yard field goal and a 51-yarder in Mexico City against Oakland on Nov. 19, 2017. It was the third time that he has kicked two 50-yarders in a single game. He drilled a 51-yard field goal and a 53-yarder vs. Arizona (9/16/12) and connected on two 53-yard field goals at Houston (12/1/13). He is the only Patriot to have two 50-yard field goals in the same game.



PATRIOTS REFERENCE NOTES

8 STRAIGHT 12-WIN SEASONS

In 2017, the Patriots won at least 12 games for an NFL-record eighth straight season. It is the 12th time in team history that the Patriots have won at least 12 games in a season.

CONSECUTIVE 12-WIN SEASONS SINCE 1970 MERGER

Team	Consec. 12-win seasons	Years
New England	8	(2010-17)
Indianapolis	7	(2003-09)
Dallas	4	(1992-95)

12-WIN SEASONS SINCE 1970 MERGER

Team	12-win Seasons
San Francisco	13
New England	12
Dallas	12
Denver	11
Pittsburgh	10

DIVISIONAL DOMINANCE

The Patriots have the highest winning percentage vs. division opponents from November until the end of the season since 2002.

TOP LATE-SEASON WINNING PERCENTAGE VS. DIVISION OPPONENTS SINCE 2002

Team	W	L	T	Pct.
New England	42	12	0	.778
Indianapolis	41	15	0	.732
Pittsburgh	46	18	0	.719
Green Bay	41	20	1	.669
Seattle	36	19	0	.665

TOP-10 OFFENSE

Since the 1970 merger, the Patriots offense has finished in the top 10 a total of 22 times, including 12 times under Bill Belichick. The 2017 Patriots finished first in the NFL for the fourth time in team history (1978, 2007, 2012 and 2017).

TOP-10 OFFENSE UNDER BILL BELICHICK

Year	Rank	Yards per Game
2017	1	394.2
2016	4	386.3
2015	6	374.4
2013	7	384.5
2012	1	427.9
2011	2	428.0
2010	8	363.8
2009	3	397.3
2008	5	365.4
2007	1	411.3
2005	7	352.0
2004	7	411.3

FORCING THE ISSUE

The Patriots lead the NFL with a +194 turnover margin since the 1994 season.

NFL TURNOVER MARGIN SINCE 1994

New England	+194
Kansas City	+138
Green Bay	+99

STRONG IN THE SECOND HALF

Since 2001, the Patriots have done a remarkable job of finishing the season strong, compiling an NFL-best 105-29 (.784) record in games on or after Thanksgiving.

PATRIOTS BEFORE AND AFTER THANKSGIVING SINCE 2001

Season	Pre-Thanksgiving	Post-Thanksgiving	Overall
2001	5-5 (.500)	9-0 (1.000)	14-5*
2002	6-5 (.545)	3-2 (.600)^	9-7
2003	9-2 (.818)	8-0 (1.000)	17-2*
2004	9-1 (.900)	8-1 (.889)	17-2*
2005	6-4 (.600)	5-3 (.625)	11-7*
2006	7-3 (.700)	7-2 (.777)	14-5*
2007	10-0 (1.000)	8-1 (.889)	18-1*
2008	7-4 (.636)	4-1 (.800)	11-5
2009	7-3 (.700)	3-4 (.429)	10-7*
2010	8-2 (.800)	6-1 (.857)^	14-3*
2011	7-3 (.700)	8-1 (.889)	15-4*
2012	7-3 (.700)	6-2 (.750)^	13-5*
2013	8-3 (.727)	5-2 (.833)	13-5*
2014	9-2 (.818)	6-2 (.750)	15-4*
2015	10-0 (1.000)	3-5 (.375)	13-5*
2016	8-2 (.800)	9-0 (1.000)	17-2*
2017	8-2 (.800)	7-2 (.777)	15-4*
Totals	131-44 (.749)	105-29 (.784)	236-73

*Includes playoffs

^Includes games played on Thanksgiving

BEST RECORDS ON OR AFTER THANKSGIVING SINCE 2001 (INCLUDING PLAYOFFS)

Team	W	L	T	Pct.
New England	105	29	0	.784
Pittsburgh	85	37	0	.697
Green Bay	76	46	0	.623
Indianapolis	72	49	0	.595
Seattle	71	50	0	.587

SHARP AT GILLETTE

Gillette STADIUM

The Patriots concluded a 20-game home winning streak with a 24-20 loss to the New York Giants on Nov. 6, 2011. It was the longest home win streak in team history. The Patriots own an overall record of 108-21 (.837) at Gillette Stadium in regular season games. The NFL record for most consecutive home victories is 27, achieved by Miami from 1971-74.

HIGHEST HOME WINNING PERCENTAGE SINCE 1970 (MINIMUM 25 GAMES)

Team	Stadium	W-L-T	Win Pct.
New England	Gillette Stadium	108-21-0	.837
Miami	Orange Bowl	101-22-1	.819
Minnesota	Metropolitan Stadium	64-23-1	.733
Pittsburgh	Heinz Field	99-37-1	.726
LA Rams	Memorial Coliseum	58-28-2	.670

LONGEST HOME WINNING STREAK/PATRIOTS HISTORY (REGULAR SEASON ONLY)

Streak	First Win	Last Win
20	Dec. 21, 2008	Oct. 16, 2011
18	Dec. 29, 2002	Sept. 8, 2005
16	Dec. 30, 2012	Dec. 28, 2014
12	Nov. 26, 2006	Sept. 7, 2008
10	Sept. 18, 1976	Oct. 30, 1977



WHAT'S THE POINT?

During the past 18 seasons, the Patriots defense has consistently ranked higher in points allowed than in yards allowed. The only exceptions came in 2004 and 2015.

PATRIOTS DEFENSIVE RANKINGS SINCE 2000

Year	Avg. Points Allowed	Avg. Yds Allowed
2017.....	18.5 (5)	366.0 (29)
2016.....	15.6 (1)	326.4 (8)
2015.....	19.7 (10)	339.4 (9)
2014.....	19.5 (8)	344.1 (13)
2013.....	21.1 (10)	373.1 (26)
2012.....	20.7 (9t)	373.3 (25)
2011.....	21.4 (15)	411.1 (31)
2010.....	19.6 (8)	365.5 (25)
2009.....	17.8 (5)	320.2 (11)
2008.....	19.3 (8)	309.0 (10)
2007.....	17.1 (4)	288.3 (4)
2006.....	14.8 (2)	294.4 (6)
2005.....	21.1 (17)	330.2 (26)
2004.....	16.3 (2t)	310.6 (9)
2003.....	14.9 (1)	291.6 (7)
2002.....	21.6 (17)	336.1 (23)
2001.....	17.0 (6)	334.5 (24)
2000.....	21.1 (17)	334.6 (20)

TOP OFFENSE

The Patriots had finished in the top 10 in offense for seven straight seasons (2007-13), second only to the 11 straight by New Orleans (2006-16). The NFL record for the most consecutive seasons finishing in the top 10 in offense since the merger in 1970 is the San Francisco 49ers with 15 (1982-96).

IN A RUSH FOR THE END ZONE

Since 2003, the Patriots are the only team to average at least one rushing touchdown per game. The Patriots have 260 rushing touchdowns in 240 games.

RUSHING TOUCHDOWNS SINCE 2003 (REGULAR SEASON ONLY)

Team	Rush TDs since 2003
New England.....	260
Kansas City.....	239
Carolina.....	230
New Orleans.....	229
Minnesota.....	228
Philadelphia.....	226
LA Chargers.....	222
Atlanta.....	218

HISTORIC SCORING CLIP

The Patriots had a historic scoring output over a three-game span in October and November 2014. New England tied a team record by scoring 40 or more points in three consecutive games from Oct. 26 to Nov. 16. The Patriots also scored 40 or more in three straight games in 2007. The Patriots have scored 40 or more points 62 times in team history, including 35 times since Bill Belichick became head coach in 2000, and 19 times since 2010.

MOST CONSECUTIVE GAMES WITH 40+ POINTS IN PATRIOTS HISTORY

Gm	Year	Game 1	Game 2	Game 3
3	2014	10/26/14 (51-23 v. CHI)	11/02/14 (43-21 v. DEN)	11/16/14 (42-20 @ IND)
3	2007	10/14/07 (48-27 @ DAL)	10/21/07 (49-28 @ MIA)	10/28/07 (52-7 v. WAS)
2	1962	09/21/62 (41-16 v. DEN)	10/06/62 (43-14 @ NYT)	
2	2002	09/15/02 (44-7 @ NYJ)	09/22/02 (41-38 v. KC)	
2	2008	12/14/08 (49-26 @ OAK)	12/21/08 (47-7 v. ARZ)	
2	2010	11/25/10 (45-24 @ DET)	12/06/10 (45-3 v. NYJ)	
2	2012	11/18/12 (59-24 v. IND)	11/22/12 (49-19 @ NYJ)	
2	2015	09/20/15 (40-32 @ BUF)	09/27/15 (51-17 vs. JACK)	

SCORING FLURRY

The Patriots scored three touchdowns in a 57-second span during the final two minutes of the first half against Chicago on Oct. 26, 2014, to turn a 17-7 lead into a 38-7 cushion. It was the fastest three-touchdown flurry in the NFL since the Patriots had three touchdowns in 52 seconds against the New York Jets on Nov. 22, 2012. The Patriots are one of three teams to score three touchdowns in under a minute since the 1970 merger, and are the only team to have achieved the feat twice.

NFL TEAMS TO SCORE THREE TDS IN LESS THAN 1 MINUTE

Team	Opponent	Date
New England.....	Chicago.....	10/26/14
New England.....	N.Y. Jets.....	11/22/12
Seattle.....	Minnesota.....	09/29/02
Atlanta.....	Carolina.....	10/04/98

HOW THE PATRIOTS SCORED THREE TOUCHDOWNS IN 57 SECONDS:

- Rob Gronkowski got the scoring started by hauling in a 2-yard touchdown pass from Tom Brady with 1:57 left in the first half to make the score 24-7 and cap off a 10-play, 80-yard drive.
- After the Patriots defense forced a quick three-and-out, a 42-yard Julian Edelman punt return gave New England possession at the Chicago 9-yard line, and Brady found Brandon LaFell for a 9-yard touchdown on the next play to give the Patriots a 31-7 lead with 1:07 left in the first half.
- On the Bears first play following the LaFell touchdown, Zach Moore forced a Jay Cutler fumble that was recovered by Rob Ninkovich and returned for a 15-yard touchdown that gave the Patriots a 38-7 Patriots lead with 55 seconds left in the first half.

A COMEBACK FOR THE AGES

The Patriots came back from a 24-point deficit to defeat the Broncos, 34-31, in overtime in a Sunday Night Football matchup on Nov. 24, 2013, marking the largest regular-season comeback win in team history, after trailing 24-0 at halftime.

New England's previous best comeback win was from a 23-0 deficit to win, 38-23, vs. Seattle (9/16/84). The Patriots also came back from 22 points down to win at the New York Giants, 23-22 (12/21/96). The Patriots have come from 21 points down to win four times, most recently vs. Buffalo (1/1/12).

PATRIOTS PLAYOFF NOTES

ALL-TIME PLAYOFF RESULTS

The Patriots have compiled a 34-20 record in their 54 playoff games and their .630 playoff winning percentage is second-best in NFL history among teams that have played at least 15 playoff games.

PATRIOTS PLAYOFF RECORD BY ROUND

Round	Record
First Round*	0-1
Wild Card Round	4-3
Divisional Round	15-6
AFC Championship	10-4
AFL Championship	0-1
Super Bowl	5-5
Total	34-20

*1982 Strike Season

ALL-TIME BEST NFL PLAYOFF RECORDS (MINIMUM 15 POSTSEASON GAMES)

Team	Wins	Losses	Win Pct.
Baltimore	15	8	.652
New England	34	20	.630
Green Bay	34	22	.607
San Francisco	30	20	.600
Pittsburgh	36	25	.590
OAK/L.A. Raiders	25	19	.568
Dallas	34	27	.557

MOST POSTSEASON WINS ALL-TIME

Team	Wins
Pittsburgh Steelers	36
New England Patriots	34
Dallas Cowboys	34
Green Bay Packers	34
San Francisco 49ers	30
Oakland Raiders	25

PATRIOTS IN THE PLAYOFFS

The Patriots have qualified for the playoffs 25 times in their 58-year history. Nineteen of those playoff berths have come in the 24 seasons since Robert Kraft purchased the team in 1994, a dramatic contrast to the six total playoff berths the team earned in its first 34 years of existence. The Patriots have won 20 division crowns, including 15 in the last 17 seasons and 17 of which have come since Robert Kraft's purchase in 1994.

PATRIOTS PLAYOFF SEASONS (25)

Year	How Qualified	Seed	Rec.	Result
2017	Division Champions	1	2-1	AFC Champions
2016	Division Champions	1	3-0	Super Bowl Champions
2015	Division Champions	2	1-1	AFC Championship Game
2014	Division Champions	1	3-0	Super Bowl Champions
2013	Division Champions	2	1-1	AFC Championship Game
2012	Division Champions	2	1-1	AFC Championship Game
2011	Division Champions	1	2-1	AFC Champions
2010	Division Champions	1	0-1	AFC Divisional Round
2009	Division Champions	3	0-1	Wild Card Round
2007	Division Champions	1	2-1	AFC Champions
2006	Division Champions	4	2-1	AFC Championship Game
2005	Division Champions	4	1-1	AFC Divisional Round
2004	Division Champions	2	3-0	Super Bowl Champions
2003	Division Champions	1	3-0	Super Bowl Champions
2001	Division Champions	2	3-0	Super Bowl Champions
1998	Wild Card	6	0-1	Wild Card Round
1997	Division Champions	3	1-1	AFC Divisional Round
1996	Division Champions	2	2-1	AFC Champions
1994	Wild Card	5	0-1	Wild Card Round
1986	Division Champions	3	0-1	AFC Divisional Round
1985	Wild Card	5	3-1	AFC Champions
1982*	16-Team Format	7	0-1	First Round
1978	Division Champions	2	0-1	AFC Divisional Round
1976	Wild Card	4	0-1	AFC Divisional Round
1963	Division Champions	--	1-1	AFL Championship Game

*Strike Year | Bold indicates Kraft era

34-20 Record

PLAYOFF BERTHS UNDER KRAFT

New England has qualified for the playoffs 25 times in its 58-year history. The Patriots have earned 19 of those playoff berths in the 24 seasons since Robert Kraft purchased the team in 1994. New England has won 20 division crowns overall (19 AFC East crowns) and has qualified as a Wild Card team on four occasions (1998, 1994, 1985 and 1976). The Patriots also qualified for the playoffs in 1982 as part of a 16-team tournament following a players' strike.



ANNUAL ACHIEVEMENT

The Patriots won more than half of their games for the 17th straight year in 2017. They are the first team to win more than half of their games in 17 straight seasons since free agency began in 1993.

The Patriots are also the first team to win more than half of their games in 17 straight seasons since the 1970 AFL-NFL merger, moving past the 49ers (16 straight from 1983-98) and the Cowboys (16 straight from 1970-85).

The Patriots have now won nine or more games in 21 of the 24 seasons Robert Kraft has owned the team.

MOST CONSECUTIVE WINNING SEASONS (SINCE 1970 NFL MERGER)

Team	Years	Winning Seasons
New England	2001-17	17
San Francisco	1983-98	16
Dallas	1970-85	16
Oakland	1970-80	11

MOST CONSECUTIVE WINNING SEASONS ALL-TIME

Team	Years	Winning Seasons
Dallas	1966-85	20
New England	2001-17	17
San Francisco	1983-98	16
Oakland	1965-80	16
Chicago	1930-44	15
Green Bay	1934-47	14
Cleveland	1957-69	13

CONTINUED ADVANCEMENT

TEAMS TO WIN AT LEAST ONE PLAYOFF GAME IN CONSECUTIVE SEASONS

Team	Years	Consec. Seasons	Wins
New England	2011-17	7	13
Dallas	1991-96	6	12
Seattle	2012-16	5	8
New England	2003-07	5	11
Baltimore	2008-12	5	9
Philadelphia	2000-04	5	7
Green Bay	1993-97	5	9
Oakland	1973-77	5	7

2017 AFC EAST CHAMPIONS

The Patriots claimed the AFC East Division title for the ninth consecutive season and for the 17th time under Robert Kraft in 2017.

DIVISION CHAMPIONSHIPS SINCE 1994

New England	17
Pittsburgh	13
Green Bay	12
Indianapolis	10

PLAYOFF TRENDS SINCE 1970

PATRIOTS PLAYOFF TRENDS (SINCE 1970 NFL MERGER)

<i>All-Time (33-19)</i>	<i>Record</i>
vs. AFC.....	28-14
vs. NFC.....	5-5
Home.....	22-4
Away.....	6-10
Leading at Halftime.....	24-4
Trailing at Halftime.....	6-13
Tied at Halftime.....	3-2
Leading After 3 Quarters.....	24-4
Tied After 3 Quarters.....	3-0
Trailing After 3 Quarters.....	6-15
Decided by 7 Points or Fewer.....	14-9
Decided by 3 Points or Fewer.....	7-4
When Scoring First.....	24-7
When Not Scoring First.....	9-12
Positive Turnover Ratio.....	21-1
Even Turnover Ratio.....	5-5
Negative Turnover Ratio.....	7-13
Winning or Even Penalty Ratio.....	26-4
Losing Penalty Ratio.....	7-15
With a 100-Yard Rusher.....	9-0
Without a 100-Yard Rusher.....	24-19
With a 100-Yard Receiver.....	17-8
Without a 100-Yard Receiver.....	16-11
When Allowing a 100-Yard Rusher.....	4-5
When Not Allowing a 100-Yard Rusher.....	29-14
When Allowing a 100-Yard Receiver.....	7-8
When Not Allowing a 100-Yard Receiver.....	26-11
With a 300-Yard Passer.....	10-4
Without a 300-Yard Passer.....	23-15
Allowing a 300-Yard Passer.....	7-3
Not Allowing a 300-Yard Passer.....	26-16

MOST PLAYOFF WINS IN A DECADE

The Patriots won 14 playoff games in the decade from 2000-09, tying the 1970s Pittsburgh Steelers and Dallas Cowboys for the most playoff victories by any NFL team in a decade.

MOST PLAYOFF VICTORIES IN A DECADE

<i>Team</i>	<i>Decade</i>	<i>Playoff Wins</i>	<i>Championships</i>
New England	2000s	14	2001, 2003, 2004
Dallas	1970s	14	1971, 1977
Pittsburgh	1970s	14	1974, 1975, 1978, 1979
New England	2010-present	13	2014, 2016
San Francisco	1980s	13	1981, 1984, 1988, 1989
Dallas	1990s	12	1992, 1993, 1995
Washington	1980s	11	1982, 1987
Buffalo	1990s	10	--
Philadelphia	2000	10	-
Pittsburgh	2000s	10	2005, 2008

SUSTAINED PLAYOFF SUCCESS

The Patriots won 11 playoff games from 2003-07, tying the NFL's highest playoff victory total over a five-season span.

MOST PLAYOFF VICTORIES IN A FIVE-YEAR SPAN

<i>Team</i>	<i>5-Year Span</i>	<i>Playoff Wins</i>	<i>SB Wins</i>
New England	2003-07	11	2
Dallas	1991-95	11	3
Dallas	1992-96	11	3
New England	2013-17	10	2
New England	2001-05	10	3
Pittsburgh	1974-78	10	3
Pittsburgh	1975-79	10	3
New England	2012-16	9	2
Buffalo	1990-94	9	0
Green Bay	1993-97	9	1
Baltimore	2008-12	9	1

PATS REACH 50 PLAYOFF GAMES

The Patriots are one of five NFL teams with 50 postseason games. Super Bowl LII was the Patriots 54th postseason game.

MOST POSTSEASON GAMES PLAYED

<i>Team</i>	<i>Games Played</i>
Dallas.....	61
Pittsburgh.....	61
Green Bay.....	56
New England.....	54
San Francisco.....	50

PATRIOTS AT HOME IN THE PLAYOFFS

The Patriots are 22-4 (.846) at home in the playoffs in their history. Twenty-five of the franchise's 26 home playoff games have taken place since Robert Kraft purchased the team 24 years ago. After Kraft bought the team, the Patriots won 11 consecutive home playoff games before experiencing a home loss.

PATRIOTS AT HOME IN THE PLAYOFFS (22-4)

<i>Date</i>	<i>Round</i>	<i>Opponent</i>	<i>W/L</i>	<i>Score</i>
01/21/18	AFC Championship	Jacksonville	W	24-20
01/13/18	AFC Divisional	Tennessee	W	35-14
01/22/17	AFC Championship	Pittsburgh	W	36-17
01/14/17	AFC Divisional	Houston	W	34-16
01/16/16	AFC Divisional	Kansas City	W	27-20
01/18/15	AFC Championship	Indianapolis	W	45-7
01/10/15	AFC Divisional	Baltimore	W	35-31
01/11/14	AFC Divisional	Indianapolis	W	43-22
01/20/13	AFC Championship	Baltimore	L	13-28
01/13/13	AFC Divisional	Houston	W	41-28
01/22/12	AFC Championship	Baltimore	W	23-20
01/14/12	AFC Divisional	Denver	W	45-10
01/16/11	AFC Divisional	N.Y. Jets	L	21-28
01/10/10	AFC Wild Card	Baltimore	L	14-33
01/20/08	AFC Championship	San Diego	W	21-12
01/12/08	AFC Divisional	Jacksonville	W	31-20
01/07/07	AFC Wild Card	N.Y. Jets	W	37-16
01/07/06	AFC Wild Card	Jacksonville	W	28-3
01/16/05	AFC Divisional	Indianapolis	W	20-3
01/18/04	AFC Championship	Indianapolis	W	24-14
01/10/04	AFC Divisional	Tennessee	W	17-14
01/19/02	AFC Divisional	Oakland	W	16-13 (OT)
12/28/97	AFC Wild Card	Miami	W	17-3
01/12/97	AFC Championship	Jacksonville	W	20-6
01/05/97	AFC Divisional	Pittsburgh	W	28-3
12/31/78	AFC Divisional	Houston	L	14-31

HOME DOMINANCE

The Patriots have a 22-4 (.846) all-time record in home playoff games. The Patriots .846 winning percentage at home in the post-season is first among teams with at least 15 home playoff games and their 22 wins are the most. The Patriots are one of four teams with at least 20 wins at home. Pittsburgh has 21 home wins in the postseason, followed by Dallas (20) and San Francisco (20).

BEST HOME PLAYOFF RECORDS

<i>Team</i>	<i>Record</i>	<i>Win Pct.</i>
New England.....	22-4.....	.846
Oakland.....	19-5.....	.792
Green Bay.....	18-5.....	.783
Denver.....	17-5.....	.773
Washington.....	13-5.....	.722
Dallas.....	20-9.....	.690
San Francisco.....	20-9.....	.690



PATRIOTS FOOTBALL NETWORK

The Patriots Football Network (PFN) is the full portfolio of media offerings from the five-time Super Bowl Champion New England Patriots. PFN provides Patriots content produced both in-house and with media partners spanning print, television, radio and the Internet.

PATRIOTS ALL ACCESS

The Emmy Award-winning "Patriots All-Access" airs weekly throughout the season on WBZ-TV Channel 4 in Boston and regional affiliates in Hartford, Providence, Springfield, Burlington, Portland and Bangor. "Patriots All-Access" features exclusive behind-the-scenes access and in-depth weekly features on Patriots players and personnel. Hosted by WBZ's Steve Burton, the show features weekly sit-downs with Bill Belichick including the popular "Belestrator" segment where the coach breaks down upcoming opponents with Scott Zolak.

"Patriots All-Access" airs Fridays from 7-8 p.m. on **WBZ-TV** and Sunday from 9-10 a.m. on **myTV38** in Boston. **Check local listings for airtime.**

PATRIOTS THIS WEEK

Insider information. Passionate debate. Timely analysis. That's what "Patriots This Week" delivers. The show, hosted by Bob Socci with former Patriots Scott Zolak and Matt Chatham, is a fast-paced, half-hour of football talk. From breaking down the previous contest to game planning the next opponent, there's no better way to get ready for football than "Patriots This Week" — every Saturday night at 10:30 p.m. on NBC Sports Boston.

PATRIOTS.COM

NEWS

Patriots.com features daily updates and exclusive content from the writers of Patriots Football Weekly, offering everything from breaking news to player features and the popular "Ask PFW" postings.

VIDEO

The Patriots offer video ready for any device with a screen. Live video includes every Coach Belichick and Tom Brady press conferences, the Dunkin Donuts pregame and Xbox One postgame shows and other events such as special episodes of Patriots All Access and the Patriots Hall of Fame induction ceremony. On demand video ranges from daily news updates, special features, player interviews, game highlights and Patriots Cheerleaders. Video offerings also include exclusive content such as postgame locker room celebrations and "Belichick Breakdowns" where coach gives his unique insight into opponents and plays.

AUDIO

Live, original radio shows and on demand podcasts produced from the studios at Gillette Stadium are available on Patriots.com, the Patriots app, TuneIn Radio, iTunes and other podcast platforms. The line-up includes "PFW in Progress," the team's flagship show featuring the writers from Patriots Football Weekly, "Patriots Playbook" with John Rooke, The Bob Socci Show, Fantasy Football Champs and the Cover 2 Podcast with Don Banks and Nick Stevens.

Additional audio content includes, every press conference and conference call, player interviews, Training Camp-cast, Patriots Roster Report, Patriots Prospect Reports and special live NFL Draft shows. Wherever there's a speaker, there's Patriots audio, anytime, anywhere. Check Patriots.com for in-season and out-of-season schedules.

PHOTOS

The Patriots in-house photographers produce the largest selection of Patriots game action and behind-the-scenes photos in the world. Hundreds of player and cheerleader galleries will keep you clicking!

LIFESTYLE

The action doesn't stop with the final whistle. That's why the Patriots started its Lifestyle section a few years ago. Find out what the players are doing off the field plus features on fans, fashion, food and fun!

PATRIOTS MONDAY ON WEEI

WEEI Sports Radio broadcasts Patriots Monday each week, offering fans unique insight and analysis from Coach Belichick and Tom Brady in addition to other Patriots players. WEEI will broadcast Patriots Monday live from Gillette Stadium each Monday, kicking off with Kirk & Callahan at 6 a.m.

PATRIOTS FRIDAY ON WAAF

WAAF broadcasts Patriots Friday each week, offering fans a look ahead at the weekend's game, match ups and rivalries. Various Patriots players will be featured on air. WAAF will broadcast Patriots Fridays each week throughout the season with Greg Hill from the Hill-Man Morning Radio Show.

98.5 THE SPORTS HUB PATRIOTS RADIO NETWORK



FLAGSHIP STATION OF THE NEW ENGLAND PATRIOTS

98.5 The Sports Hub is the Patriots' flagship station, broadcasting every Patriots game across its radio network and featuring broadcasting duo Bob Socci and Scott Zolak. Three hours prior to kickoff, during halftime and after the game, Marc Bertrand and Chris Gasper will be serving up all the pregame news and notes, while Jim Murray will join Bertrand for the post game news, including live sound from the postgame press conferences.

FLAGSHIP STATION

WBZ-FM Boston 98.5 FM

MASSACHUSETTS

WBZ-FM	Boston	98.5 FM
WAQY	Springfield	102.1 FM
WBEC	Pittsfield	1420 AM
WPKZ	Fitchburg	1280 AM
WNAW	North Adams	1230 AM
WBSM	New Bedford	1420 AM
WPVQ	Greenfield	95.3 FM
WSAR	Fall River	1480 AM
WWFX	Worcester	100.1 FM
WXTK	Hyannis	95.1 FM
WMRC	Milford	1490 AM
WBOQ	Gloucester	104.9 FM

MAINE

WBLM	Portland	102.9 FM
WEBB	Augusta	98.5 FM
WEZQ	Bangor	92.9 FM
WOZI	Presque Isle	1390 AM

CONNECTICUT

WTIC	Hartford	1080 AM
WINY	Putnam	1350 AM
WMOS	New London	102.3 FM
WGCH	Greenwich	1490 AM
WINE	Brookfield	940 AM

NEW HAMPSHIRE

WFNQ	Nashua	106.3 FM
WPKQ	North Conway	103.7 FM
WSAK	Hampton	102.1 FM
WSHK	Portsmouth/Dover	105.3 FM
WNNH	Concord	99.1 FM
WLNH	Laconia	98.3 FM
WEMJ	Laconia	1490 AM
WINQ	Keene	98.7 FM
WXXK	Lebanon	100.5 FM

VERMONT

WCPV	Burlington	101.3 FM
WDVT	Rutland	94.5 FM
WIKI	Newport	1490 AM
WKVT	Brattleboro	92.7 FM
WRFK	Barre/Montpelier	107.1 FM
WSTJ	St. Johnsbury	1340 AM

RHODE ISLAND

WPRO	Providence	630 AM
WEAN	Providence	99.7 FM

NEW YORK

WINU	Albany	104.9 FM
WHTK	Rochester	1280 AM

FLORIDA

WMEN	W. Palm Beach	640 AM
------	---------------	--------



WINNINGEST PRO SPORTS TEAMS SINCE 1994

PATRIOTS ARE WINNINGEST PRO SPORTS FRANCHISE SINCE 1994

Since the 1994 season, the Patriots have won 69.5 percent of their regular season games (269-118), which is the highest winning percentage in major American professional sports over that period. Since 1994, there have been 145 franchises that have fielded teams in the five major American sports leagues (NFL, MLB, NBA, NHL and MLS) and completed more than two full seasons of competition.

HIGHEST WINNING PERCENTAGE IN MAJOR AMERICAN PROFESSIONAL SPORTS, 1994-PRESENT

(Regular Season – Includes National Football League, Major League Baseball, National Basketball Association, National Hockey League and Major League Soccer)

Records updated through games of September 24, 2018

Rk.	Records since 1994	Lg.	W	L	T/OTL	PCT.
1	New England Patriots	NFL	269	118	0	0.695
2	San Antonio Spurs	NBA	1322	599	0	0.688
3	Pittsburgh Steelers	NFL	246	139	2	0.638
4	Detroit Red Wings	NHL	1026	533	259	0.636
5	Green Bay Packers	NFL	244	141	2	0.633
6	Denver Broncos	NFL	231	156	0	0.597
7	New Jersey Devils	NHL	944	627	247	0.587
8	New York Yankees	MLB	2328	1645	0	0.586
9	Indianapolis Colts	NFL	226	161	0	0.584
10	Dallas Stars	NHL	939	634	245	0.584
11	Philadelphia Flyers	NHL	909	617	279	0.581
12	Utah Jazz	NBA	1112	808	0	0.579
13	Los Angeles Lakers	NBA	1105	815	0	0.576
14	Seattle Sounders FC	MLS	150	101	76	0.575
15	St. Louis Blues	NHL	922	650	247	0.575
16	Oklahoma City/Seattle Thunder	NBA	1102	818	0	0.574
17	Pittsburgh Penguins	NHL	933	668	216	0.573
18	Houston Rockets	NBA	1099	821	0	0.572
19	Boston Bruins	NHL	902	645	271	0.571
20	San Jose Sharks	NHL	913	665	240	0.568
21	Washington Capitals	NHL	912	666	239	0.568
22	Miami Heat	NBA	1082	828	0	0.566
23	Colorado Avalanche/Quebec Nordiques	NHL	918	678	222	0.566
24	Philadelphia Eagles	NFL	215	170	1	0.558
25	Nashville Predators	NHL	739	568	207	0.556
26	Los Angeles Galaxy	MLS	326	245	155	0.556
27	Indiana Pacers	NBA	1063	856	0	0.554
28	Atlanta Braves	MLB	2200	1775	0	0.553
29	Dallas Mavericks	NBA	1062	858	0	0.553
30	Anaheim Ducks	NHL	876	688	254	0.552
31	Boston Red Sox	MLB	2195	1784	0	0.552
32	Minnesota Wild	NHL	652	520	188	0.549
33	Ottawa Senators	NHL	870	700	248	0.547
34	Chicago Blackhawks	NHL	854	697	258	0.543
35	Vancouver Canucks	NHL	860	704	254	0.543
36	Minnesota Vikings	NFL	209	176	2	0.543
37	Baltimore Ravens	NFL	192	162	1	0.542
38	St. Louis Cardinals	MLB	2154	1822	0	0.542
39	New York City FC	MLS	55	44	33	0.542
40	Portland Trail Blazers	NBA	1040	880	0	0.542
41	New York Rangers	NHL	872	724	222	0.541
42	Dallas Cowboys	NFL	209	178	0	0.540
43	Los Angeles Dodgers	MLB	2145	1833	0	0.539
44	Seattle Seahawks	NFL	208	178	1	0.539
45	Montreal Canadiens	NHL	853	718	247	0.537
46	Phoenix Suns	NBA	1021	899	0	0.532
47	Cleveland Indians	MLB	2112	1861	0	0.532
48	Kansas City Chiefs	NFL	205	182	0	0.530
49	Toronto Maple Leafs	NHL	839	740	239	0.527
50	Los Angeles Kings	NHL	828	735	255	0.526

NOTES: This analysis uses NFL rules when calculating winning percentage, counting ties as a half-win and a half-loss. For NHL teams, overtime losses (OTL) and ties from 2001-2004 (the NHL abolished ties in 2005-2006 and instituted a shootout system) are counted as ties when calculating winning percentage.

**The Miami Fusion were contracted following the 2001 MLS season.*

HIGHEST WINNING PERCENTAGE AMONG BOSTON-AREA MAJOR PROFESSIONAL SPORTS TEAMS, 1994-PRESENT

(Rankings listed below are each team's overall ranking among the 145 major American pro sports teams)

Records updated through games of September 24, 2018

Rank	Team	Lg.	W	L	T/OTL	Pct.
1	New England Patriots	NFL	269	118	0	0.695
19	Boston Bruins	NHL	902	645	271	0.571
31	Boston Red Sox	MLB	2195	1784	0	0.552
67	Boston Celtics	NBA	975	944	0	0.508
103	New England Revolution	MLS	271	306	149	0.476