



# MIAMI DOLPHINS WEEKLY RELEASE

---

WEEK 4

MIAMI DOLPHINS (3-0) AT NEW ENGLAND PATRIOTS (1-2)

SUNDAY, SEPT. 30, 2018 | 1 PM ET | GILLETTE STADIUM | FOXBOROUGH, MASS.





## 2018 MIAMI DOLPHINS SCHEDULE

### PRESEASON

DATE	OPPONENT	STADIUM	TIME/ RESULT	NETWORK	RADIO	PRESENTING SPONSOR	GIVEAWAY
Thurs., Aug. 9	Tampa Bay	Hard Rock Stadium	L, 24-26	WFOR CBS4	560 WQAM KISS 99.9		
Fri., Aug. 17	at Carolina	Bank of America Stadium	L, 20-27	WFOR CBS4	560 WQAM KISS 99.9		
Sat., Aug. 25	Baltimore	Hard Rock Stadium	L, 10-27	WFOR CBS4	560 WQAM KISS 99.9		
Thurs., Aug. 30	at Atlanta	Mercedes-Benz Stadium	W, 34-7	WFOR CBS4	560 WQAM KISS 99.9		

### REGULAR SEASON

DATE	OPPONENT	STADIUM	TIME/ RESULT	NETWORK	RADIO	PRESENTING SPONSOR	GIVEAWAY
Sun., Sept. 9	Tennessee	Hard Rock Stadium	W, 27-20	FOX	560 WQAM KISS 99.9		
Sun., Sept. 16	at N.Y. Jets	MetLife Stadium	W, 20-12	CBS	560 WQAM KISS 99.9		
Sun., Sept. 23	Oakland	Hard Rock Stadium	W, 28-20	CBS	560 WQAM KISS 99.9		
Sun., Sept. 30	at New England	Gillette Stadium	1 p.m.	CBS	560 WQAM KISS 99.9		
Sun., Oct. 7	at Cincinnati	Paul Brown Stadium	1 p.m.*	CBS	560 WQAM KISS 99.9		
Sun., Oct. 14	Chicago	Hard Rock Stadium	1 p.m.*	FOX	560 WQAM KISS 99.9		
Sun., Oct. 21	Detroit	Hard Rock Stadium	1 p.m.*	FOX	560 WQAM KISS 99.9		
Thurs., Oct. 25	at Houston	NRG Stadium	8:20 p.m.	FOX/NFLN Amazon	560 WQAM KISS 99.9		
Sun., Nov. 4	N.Y. Jets	Hard Rock Stadium	1 p.m.*	CBS	560 WQAM KISS 99.9		
Sun., Nov. 11	at Green Bay	Lambeau Field	1 p.m.*	CBS	560 WQAM KISS 99.9		
Sun., Nov. 25	at Indianapolis	Lucas Oil Stadium	1 p.m.*	CBS	560 WQAM KISS 99.9		
Sun., Dec. 2	Buffalo	Hard Rock Stadium	1 p.m.*	CBS	560 WQAM KISS 99.9		
Sun., Dec. 9	New England	Hard Rock Stadium	1 p.m.*	CBS	560 WQAM KISS 99.9	Hard Rock Hotel	
Sun., Dec. 16	at Minnesota	U.S. Bank Stadium	1 p.m.*	CBS	560 WQAM KISS 99.9		
Dec. 22 or 23	Jacksonville	Hard Rock Stadium	TBD*	TBD	560 WQAM KISS 99.9		
Sun., Dec. 30	at Buffalo	New Era Field	1 p.m.*	CBS	560 WQAM KISS 99.9		

\* Game subject to flex scheduling  
ALL TIMES EASTERN



All Dolphins games can be heard on 560 WQAM and Kiss 99.9, the flagship stations of the Miami Dolphins Radio Network, Dolphins.com and throughout South and Central Florida on stations that make up The Miami Dolphins Radio Network. In addition to the game broadcasts, the stations will feature expanded pre-, halftime and postgame shows. Dolphins fans who tune into Miami's Sportsradio 560 WQAM will have the opportunity to listen to live broadcasts of Head Coach Adam Gase's day-after game press conferences and "Dolphins Friday," a day of Dolphins' centric-content on the station featuring interviews with players, coaches, and team executives. Fans can also listen to the Dolphins in Spanish on Univision Deportes Radio WQBA 1140 AM.

WFOR-TV, CBS4 will once again be the preseason home of the Dolphins. All four of the Miami Dolphins preseason games will be broadcast in Miami-Fort Lauderdale on WFOR-TV (CBS4), the official home of the Miami Dolphins in South Florida.



---

## WEEK 4: NEW ENGLAND TABLE OF CONTENTS

MEDIA INFORMATION	2-3
HARD ROCK STADIUM	4-5
DOLPHINS IN THE COMMUNITY	6
DOLPHINS NOTES	7-12
WHAT TO LOOK FOR IN 2018	13-14
DOLPHINS VS. THE PATRIOTS	15-18
FREE AGENCY TRACKER	19
DOLPHINS 2018 ROOKIE CLASS	20
RADIO	21
NFL STANDINGS	22
DEPTH CHART	25
PROJECTED CONTRIBUTORS	26-27
TRANSACTIONS	28-29
PRONUNCIATION GUIDE	29
ROSTERS	30-33
SUPPLEMENTAL STATS	37-50
THE LAST TIME IT HAPPENED	51-54
GAME RECAPS	57-59
LAST WEEK'S GAMEBOOK	60-74
EXECUTIVE BIOS	77-80
COACHING BIOS	81-84
PLAYER BIOS	85-226
INJURED RESERVE AND PRACTICE SQUAD	227
HISTORY & RECORDS	231-307



## WEEKLY MEDIA SCHEDULE: WEEK 4 AT NEW ENGLAND

25 TUE	26 WED	27 THU	28 FRI	29 SAT	30 SUN	1 MON
Conference Call 2:30 p.m. Patriots Head Coach Bill Belichick	<b>Practice*</b> 11:20 a.m.  <b>Head Coach Adam Gase</b> 1:15 p.m. (media work room)  <b>Players</b> 1:30 p.m. (open locker room)	<b>Practice*</b> 11:15 a.m.  <b>Head Coach Adam Gase</b> 1:05 p.m. (media work room)  <b>Players</b> 1:30 p.m. (open locker room)  <b>Coordinators</b> 3:45 p.m. (media work room)	<b>Practice*</b> 11:20 a.m.  <b>Head Coach Adam Gase</b> 12:20 p.m. (media work room)  <b>Players</b> 12:30 p.m. (open locker room)	No media availability	<b>Week 4</b> at New England 1 p.m. TV - CBS	TBD

\* Practice will be open to media for approximately 30 minutes.

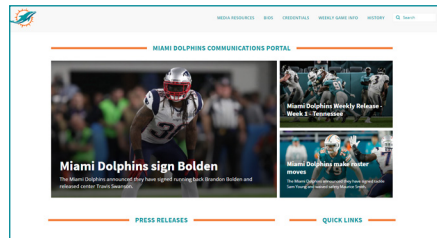
## DOLPHINS ON THE AIR

TV:	WFOR-TV (CBS 4 - Miami-Ft. Lauderdale) WPEC-TV (West Palm Beach) WINK-TV (Ft. Myers)	
Broadcasters:	Kevin Harlan – Play-By-Play Rich Gannon – Color Analyst Steve Tasker – Sideline	
Local Radio:	Dolphins Radio Network KISS 99.9-FM WQAM 560-AM	
Broadcasters:	Jimmy Cefalo – Play-By-Play Bob Griese – Color Analyst Joe Rose – Color Analyst Kim Bokamper – Sideline	
Spanish Radio:	Dolphins Spanish Radio WQBA-1140 AM	
Broadcasters:	Roly Martin – Play-By-Play Eduardo Martell – Color Analyst	
National Radio:	ESPN Radio	
Broadcasters:	Marc Kestecher – Play-By-Play Kelly Stouffer – Color Analyst Jeff Darlington – Sideline	

## MIAMI DOLPHINS MEDIA WEBSITE

[media.miamidolphins.com](http://media.miamidolphins.com)

The Miami Dolphins media website features everything a media member needs to cover the team. Visitors can find transcripts, press releases, weekly releases, credentials, notes, flip cards, an archive of old media guides and gamebooks and more by visiting [media.miamidolphins.com](http://media.miamidolphins.com).



## COMMUNICATIONS DEPARTMENT



**JASON JENKINS**

Sr. Vice President,  
Communications &  
Community Affairs

O: 954-452-7174  
JJenkins@dolphins.com



**MATT TAYLOR**

Sr. Director of  
Football  
Communications

O: 954-452-7179  
MattTaylor@dolphins.com



**THERESA GARNER**

Corporate  
Communications  
Senior Manager

O: 305-943-1451  
TGarner@dolphins.com



**BRETT BRECHEISEN**

Football  
Communications  
Manager

O: 954-452-7190  
BBrecheisen@dolphins.com



**RENZO SHEPPARD**

Football  
Communications  
Manager

O: 954-452-7144  
RSheppard@dolphins.com



**SYDNEY WADE**

Communications  
Coordinator

O: 954-452-7198  
SWade@dolphins.com



**PAOLA ARGUETA**

Corporate  
Communications  
Staff Assistant

O: 305-943-6703  
PArgueta@dolphins.com



**KYLE WILLIAMS**

Football  
Communications  
Staff Assistant

O: 954-452-7177  
KWilliams@dolphins.com





## MIAMI DOLPHINS MEDIA WORKROOM ACCESS & PARKING INFORMATION FOR THE 2018 SEASON

As a reminder, the workroom for accredited media covering the Miami Dolphins is located behind the Dolphins Pro Shop at the Baptist Health Training Facility at Nova Southeastern University. Access to the media workroom is granted by the Communications Staff to members of the media upon their arrival at training camp.

Parking passes are distributed by the Communications Department. The passes **need to be clearly displayed** to gain entry into the media parking areas. Media parking is available at the Nova Southeastern University Medical School garage (HPD Garage), which is next to the Dolphins Pro Shop, and located near the intersection of University Drive and S.W. 30th Street, between Griffin Road and I-595. Access to this garage is off University Drive and S.W. 30th Street. In the event the HPD Garage is full, the overflow media parking will be in the AUX Parking Lot next to the NOVA Softball fields.

**PLEASE NOTE – ALL MEDIA ARE ASKED TO PARK ON THE SECOND FLOOR OF THE HPD GARAGE. PARKING ON THE FIRST FLOOR IS RESERVED FOR NOVA PATIENTS ONLY. THE GARAGE WILL BE MONITORED BY NOVA AND THOSE WHO PARK ON THE FIRST FLOOR WILL BE TICKETED.**

**PLEASE PREARRANGE ALL LIVE TRUCK PARKING** through the Miami Dolphins Communications Department.

### DIRECTIONS TO PARKING GARAGE AT NOVA SOUTHEASTERN UNIVERSITY

#### FROM I-95 OR FLORIDA'S TURNPIKE

- Exit at I-595; proceed west to University Drive exit
- Turn left (south) onto University Drive
- Proceed to S.W. 30th Street (Abe Fischler Blvd.) turn left (east)
- Proceed past the Miami Dolphins facility to Ray Ferrero Jr. Blvd.
- Turn right and parking garage will be on your right.

#### UNIVERSITY DRIVE

- From north of I-595
- Take University Drive south past I-595 to S.W. 30th Street (Abe Fischler Blvd.) turn left (east).
- Proceed past the Miami Dolphins facility to Ray Ferrero Jr. Blvd.
- Turn right and parking garage will be on your right.

#### FROM SOUTH OF GRIFFIN ROAD

- Take University Drive north past Griffin Road to S.W. 30th Street (Abe Fischler Blvd.) turn right (east)
- Proceed past the Miami Dolphins facility to Ray Ferrero Jr. Blvd.
- Turn right and parking garage will be on your right.






# A GLOBAL ENTERTAINMENT DESTINATION

---


## AN EVOLUTION

Hard Rock Stadium embarked on a multi-year renovation to make the facility a global entertainment destination. Privately funded by Owner Stephen Ross, the \$500 million renovation replaced every seat within the bowl, rebuilt concourses with additional amenities for restrooms, retail and concessions and moved seats 25 feet closer to the field.



# COMPREHENSIVE MODERNIZATION

Every aspect of the facility was touched during the renovation. The renovation brought four high-definition video boards and the installation of a state-of-the-art canopy that keeps as many as 91 percent of fans in the shade. Remodeled, modernized suites throughout the stadium offer a more intimate club space with improved amenities and food, as well as the addition of theatre boxes, four new corner clubs and new landscaping bringing nearly 58,000 new trees and shrubs to the exterior of the stadium.



Hard Rock Stadium is a global entertainment destination that encompasses art, culture, some of the best food in the region, diversity, an elevated fan experience and the best that Miami has to offer.



The venue serves as home to the Miami Dolphins, University of Miami football team, Orange Bowl, Super Bowl LIV and the 100th anniversary of the NFL, College Football Playoff National Championship in 2021, major concerts, international soccer and a host of world-class events.







## MIAMI DOLPHINS IN THE COMMUNITY

### MIAMI DOLPHINS ANNOUNCE WEEK 3 PLAYFOOTBALL AWARD WINNERS

**Miami** – The Miami Dolphins announced their PlayFootball Week 3 award winners in a program designed to celebrate youth football in South Florida. For each home game, the Dolphins will identify a high school coach of the week, high school player of the week, youth player of the week and team mom of the week. Award recipients will receive tickets to a Dolphins home game, be presented with a plaque on the field at Hard Rock Stadium and receive acknowledgement of their accomplishment in the game program and through the Dolphins' social media platforms. The Dolphins also will recognize a team of the week who will be on field during the national anthem.

The program concludes at the Dolphins-Jaguars game where the Dolphins will honor yearly award winners in all categories with the exception of the team of the year.



(L-R) Troy Drayton, Youth Player of the Week Jamarie Hostzclaw

#### Week 3 Winners:

- High School Coach of the Week: **Nate Hudson** from South Dade High School. The Bucs are 5-0 this season and came up with a huge win, defeating last year's defending 6A state champion Miami Northwestern 20-18 in their third contest.
- High School Player of the Week: **Nik Scalzo** from Cardinal Gibbons High School. The University of Kentucky bound senior quarterback threw for 247 yards and three touchdowns in a 45-8 win over Stoneman Douglas last Friday.
- Youth Player of the Week: **Jamarie Hostzclaw** from the Weston Warriors of Gold Coast Pop Warner. Hostzclaw had 10 carries for over 150 yards, two forced fumbles, two fumble recoveries for touchdowns and seven tackles for loss in a win over the Jupiter Mustangs. Hostzclaw also understands what it takes to succeed in the classroom, delivering an "A" average report card.
- Team Mom of the Week: **Laurie Richardson** from the Boca Braves Peewee of the Gold Coast Pop Warner. Richardson organizes her team's schedule for the season, serves as her team's main resource for communication between coaches and the league and takes an active role in helping local charities and businesses that support her league. She has taken her own personal time and resources to set up a pool party and luncheon for the kids on a recent day off so the team could bond and get to know each other better.
- Team of the Week: **South Miami Senior High School**. The Cobras are 3-2 on the season after defeating Barbara Goleman Senior High School 42-6 last Friday.



Team of the Week: South Miami Senior HS Football Team



(L-R) Troy Drayton, High School Player of the Week Nik Scalzo

The Junior Dolphins program encourages youth players and coaches to learn, teach and play football in a fun and safe environment. The Junior Dolphins program is designed to give kids access to learn the fundamentals of football using the NFL's top resources. To grow the game, the Junior Dolphins program will work to educate coaches, parents and youth on the health and safety of football with a strong emphasis on character development. Junior Dolphins is building the next generation of Dolphins Fans.



(L-R) Troy Drayton, High School Coach of the Week Nate Hudson



(L-R) Troy Drayton, Team Mom of the Week Laurie Richardson



## TEAM & OFFENSE NOTES

### MIAMI LOOKING FOR FIRST 4-0 START SINCE 1995

The Dolphins will play in Foxborough on Sunday, Sept. 30 at 1 p.m. with a **chance to accomplish two things** the franchise has not done in awhile – **start a season 4-0 and earn a victory at Gillette Stadium**. Miami has six 4-0 starts in franchise history and none since 1995. The Dolphins haven't won at New England since Sept. 21, 2008.

### STRONG DEFENSE IN FIRST HALF AND EXPLOSIVE OFFENSE IN FOURTH QUARTER IS A WINNING FORMULA

The Miami Dolphins have used a strong first-half defense to help them get an early lead and an explosive fourth-quarter offense to finish victories.

The Dolphins are outscoring opponents 34-13 in the first half of games this year. **The 13 points allowed in first halves is the second-best mark in the NFL.**

In the fourth quarter, Miami's offense turns up the heat. **The Dolphins have scored 31 points in the fourth quarter of their three games, which is the second-best mark in the league.**

### THE DOLPHINS IN ONE-SCORE GAMES

Miami picked up right where it left off in one-score games, posting wins of 8 points or less in each of its first three games of the 2018 season. **The Dolphins are 16-5 in one-score games (8-point margin or less) in the Adam Gase era (2016-present).** This includes a stretch of 12-straight wins in one-score games from Sept. 25, 2016 – Oct. 22, 2017.

RECORD IN 1-SCORE GAMES	
YEAR	RECORD
2016	8-2
2017	5-3
2018	3-0
<b>TOTAL</b>	<b>16-5</b>

### RYAN TANNEHILL IS NFL'S WINNINGEST QB IN HIS PAST 11 STARTS

QB Ryan Tannehill has led the Dolphins to 10 wins in his past 11 starts (dating back to 2016), which is tied for the best mark by a starting quarterback in the NFL:

STARTING QB RECORDS (LAST 11 GAMES)*		
NAME	TEAM(S)	RECORD
1. RYAN TANNEHILL	MIA.	10-1
Carson Wentz	Phi.	10-1
3. Case Keenum	Min./Den.	9-2
Jared Goff	LAR	9-2
5. Ben Roethlisberger	Pit.	8-2-1
Kirk Cousins	Was./Min.	8-2-1

\* regular season

### TANNEHILL & GASE CONNECTION

QB Ryan Tannehill has played some of the best football of his career under **Head Coach Adam Gase**:

- The Dolphins are **11-5 in games that Tannehill starts** in the Gase era (2016-present).
- In those 16 games, **the Dolphins have connected on a 50+ yard pass in nine of them.**
- Tannehill **averages 7.95 yards per attempt and has a 98.0 quarterback rating** in 16 starts under Gase.
- Tannehill's **7.95 yards per attempt since 2016 is fourth in the NFL** in that span (min: 300 att.).
- His **98.0 passer rating since 2016 is seventh in the NFL** in that span (min: 300 att.).
- Tannehill has **completed at least 70 percent of his passes in five straight games** and seven of his past eight.
- Tannehill has **posted a quarterback rating of 120+ in five of his past seven games.**
- In 2016, Tannehill had the best QB rating (93.5) and yards per attempt (7.70) in his career.
- His **93.5 passer rating in 2016 was the fourth-best in team history** and highest since 2008.



### TANNEHILL BECOMES DOLPHINS RECORD-HOLDER

Tannehill has not only been an effective passer, but he has also showcased his mobility and running ability during his seven-year NFL career. Tannehill is **the Dolphins' all-time career leader in rushing yards by a quarterback with 1,139 yards.**

#### RUSHING YARDS BY A QB (DOLPHINS HISTORY)

NAME	YEARS	ATT	YDS	AVG	TD
1. RYAN TANNEHILL	2012-18	231	1,139	4.9	6
2. Bob Griese	1967-80	261	994	3.8	7
3. Jay Fiedler	2000-04	201	834	4.1	11

### HOME RUN HITTERS

The Dolphins have posted five passing touchdowns of 20+ yards already this season. That number is **second in the NFL**:

20+ YARD PASSING TDs (2018)	
TEAM	20+ YARD PASSING TDs
1. Tampa Bay Buccaneers	6
2. MIAMI DOLPHINS	5
3. Kansas City Chiefs	4
Pittsburgh Steelers	4





## OFFENSE NOTES

### FRANK GORE – FUTURE HALL OF FAMER

**RB Frank Gore** signed with the Dolphins as an unrestricted free agent on March 22, 2018. The Miami native and University of Miami product is the fourth-leading rusher in NFL history after surpassing **RB Curtis Martin** in Week 2 at the N.Y. Jets. Here is where Gore ranks all-time in several statistical categories:



#### NFL ALL-TIME LEADING RUSHERS

NAME	YEARS	ATT	YDS	AVG	TD
1. Emmitt Smith	1990-2004	4,409	18,355	4.2	164
2. Walter Payton	1975-87	3,838	16,726	4.4	110
3. Barry Sanders	1989-98	3,062	15,269	5.0	99
4. <b>FRANK GORE</b>	<b>2005-18</b>	<b>3,250</b>	<b>14,124</b>	<b>4.3</b>	<b>77</b>
5. Curtis Martin	1995-2005	3,518	14,101	4.0	90

#### MOST CARRIES (NFL HISTORY)

NAME	YEARS	ATT	YDS	AVG	TD
1. Emmitt Smith	1990-2004	4,409	18,355	4.2	164
2. Walter Payton	1975-87	3,838	16,726	4.4	110
3. Curtis Martin	1995-2005	3,518	14,101	4.0	90
4. Jerome Bettis	1993-2005	3,479	13,662	3.9	91
5. <b>FRANK GORE</b>	<b>2005-18</b>	<b>3,250</b>	<b>14,124</b>	<b>4.3</b>	<b>77</b>

#### MOST SCRIMMAGE YARDS (NFL HISTORY)

NAME	YEARS	RUSH		SCRIM	
		YDS	REC	YDS	YDS
1. Jerry Rice	1985-2004	645	22,895	23,540	
2. Emmitt Smith	1990-2004	18,355	3,224	21,579	
3. Walter Payton	1975-87	16,726	4,538	21,264	
4. Marshall Faulk	1994-2005	12,279	6,875	19,154	
5. LaDainian Tomlinson	2001-11	13,684	4,772	18,456	
6. Barry Sanders	1989-98	15,269	2,921	18,190	
7. <b>FRANK GORE</b>	<b>2005-18</b>	<b>14,124</b>	<b>3,691</b>	<b>17,815</b>	

**Gore's 115 consecutive games** played are not only the most by an active running back but **the most by any active offensive skill player**:

#### MOST CONSECUTIVE GAMES PLAYED (ACTIVE NFL OFFENSIVE SKILL PLAYERS)

NAME	CONS. GP
1. <b>RB FRANK GORE (SF/IND./MIA.)</b>	<b>115</b>
2. WR Demaryius Thomas (Den.)	110
3. WR Golden Tate (Sea./Det.)	98

**Gore's 3,051 rushing yards** since 2015 are fourth in the NFL in that span:

#### LEADING RUSHERS (SINCE 2015)

NAME	ATT	YDS	AVG	TD
1. Todd Gurley (STL/LAR)	848	3,551	4.2	33
2. LeSean McCoy (Buf.)	740	3,361	4.5	22
3. Le'Veon Bell (Pit.)	695	3,115	4.5	19
4. <b>FRANK GORE (IND./MIA.)</b>	<b>808</b>	<b>3,051</b>	<b>3.8</b>	<b>13</b>
5. Devonta Freeman (Atl.)	694	3,036	4.4	29

### FRANK GORE QUICK FACTS:

- Has started 111 consecutive games.
- Is 1st running back to start 100+ straight games since **RB Curtis Martin** started 119 in a row from 1998-2005.
- His 77 career rushing TDs are tied for 22nd in NFL history.
- His 199 career games played are T-8th in NFL history among running backs.
- Has 43 career 100-yard rushing games.
- Has 345 career runs of 10+ yards, which is third in NFL history since records were tracked in 1994.
- Is one of just five NFL players to record 9+ seasons with 1,000+ rushing yards. The other four are all in the Pro Football Hall of Fame.
- Holds the NFL record with 12 straight seasons of 1,200+ yards from scrimmage.
- Has 12 consecutive season of 1,000+ yards from scrimmage and is just 1 season shy of the NFL record held by **RB Emmitt Smith**.

### KENYAN DRAKE IS ONE OF THE NFL'S BEST BACKS IN PAST EIGHT GAMES

Last season, **RB Kenyan Drake** became the Dolphins' featured back in Week 13 vs. Denver. Since then, Drake is fifth in the NFL in rushing with 548 yards on 121 carries (4.5 avg.). Drake's 121 carries are ninth in the league in that span. **Drake is tied for seventh in the NFL with 147 offensive touches and eighth with 740 scrimmage yards in that span.**

#### RUSHING YARDS (WEEK 13, 2017 – PRESENT)

NAME	ATT	YDS	AVG
1. Todd Gurley (LAR)	137	695	5.1
2. Kareem Hunt (KC)	140	605	4.3
3. Marshawn Lynch (Oak.)	132	604	4.6
4. Melvin Gordon (LAC)	135	579	4.3
5. <b>KENYAN DRAKE (MIA.)</b>	<b>121</b>	<b>548</b>	<b>4.5</b>
6. Dion Lewis (NE/Ten.)	122	541	4.4

### DRAKE HITS THE HOME RUN

The Dolphins offense hit many big plays in the final weeks of the 2017 season, most notably in the running game. In Week 13 vs. Denver, his first game as Miami's featured back, **Drake** took a carry 42 yards for a touchdown in the third quarter. **Drake had three rushing plays for 40-plus yards, which tied for the second-most in the NFL**, despite starting just five games.

#### 40+ YARD RUNS (2017)

NAME	ATT	YDS	40+ RUNS
1. Bilal Powell (NYJ)	165	746	4
2. <b>KENYAN DRAKE (MIA.)</b>	<b>152</b>	<b>748</b>	<b>3</b>
Jordan Howard (Chi.)	267	1,113	3
Kareem Hunt (KC)	271	1,292	3
Mark Ingram (NO)	217	1,089	3



## OFFENSE NOTES

### GASE & TANNEHILL'S CONNECTION WITH STILLS

**WR Kenny Stills** and **QB Ryan Tannehill** have quite the connection in **Head Coach Adam Gase's** offense, particularly down the field. **In the 16 games the two have played together since 2016, Stills has four touchdown receptions of 50+ yards** and nine touchdowns overall. **Stills has 14 touchdown receptions of 20+ yards since 2016, which is the most in the NFL in that span.**



#### TD RECEPTIONS OF 20+ YARDS (2016-PRES.)

NAME	20+ YARD TD RECS
1. <b>KENNY STILLS (MIA.)</b>	<b>14</b>
2. Antonio Brown (Pit.)	13
3. Tyreek Hill (KC)	12

### A CAREER OF BIG PLAYS

**WR Kenny Stills** has made a living making the big play. In his six NFL seasons, Stills has hauled in 231 passes for 3,769 yards (16.3 avg.). **His 16.3 yards per reception average is second-best in the NFL in that span** (min. 150 receptions):

#### YARDS PER CATCH (2013-PRESENT)

NAME	REC	YDS	AVG
1. DeSean Jackson (Phil./Was./TB)	286	5,014	17.5
2. <b>KENNY STILLS (NO/MIA.)</b>	<b>231</b>	<b>3,769</b>	<b>16.3</b>
3. Torrey Smith (Balt./SF/Phil./Car.)	210	3,322	15.8
4. Rob Gronkowski (NE)	300	4,705	15.7
5. Sammy Watkins (Buf./LAR/KC)	206	3,228	15.7

### 'MIGHTY MOUSE' MAKING PLAYS

**WR Jakeem Grant** became an offensive weapon towards the end of the 2017 season. He had 13 receptions for 203 yards (15.6 avg.) last year – the first 13 catches of his career – and started becoming more involved with the offense in the Week 14 win vs. New England. **In the final four games of the 2017 season, Grant totaled 10 receptions for 188 yards (18.8 avg.) and two touchdowns, including a career-long 65-yard score in Week 16 at Kansas City.**

**Grant's 18.8 yards per catch average was fourth in the NFL during the final four weeks of the 2017 season** among players with at least 10 receptions:

#### YARDS PER CATCH (WEEKS 14-17, 2017)

(minimum 10 receptions)

NAME	REC	YDS	AVG
1. Marvin Jones (Det.)	13	280	21.5
2. Keelan Cole (Jac.)	20	426	21.3
3. Julio Jones (Atl.)	20	381	19.1
4. <b>JAKEEM GRANT (MIA.)</b>	<b>10</b>	<b>188</b>	<b>18.8</b>
5. Tyrell Williams (LAC)	15	280	18.7

### SPEED KILLS

The Dolphins had just 44 offensive snaps last week vs. Oakland. Of those 44 snaps, **WR Albert Wilson** played 10 and **WR Jakeem Grant** played just nine of them, but both made their presence known with big plays.

In Wilson's 10 snaps, he caught two passes for 74 yards (37.0 avg.). **One of his receptions was a 74-yard touchdown from QB Ryan Tannehill.** On another snap, the former high school quarterback hit Grant with a 52-yard touchdown pass.

**Grant posted the first multi-score game of his career in his nine plays, both in the second half.** He caught an 18-yard TD pass from Tannehill in the third quarter before bringing in the Wilson pass in the fourth.

### DeVANTE DOWN THE FIELD

**WR DeVante Parker** has made several highlight-reel catches over his four NFL seasons. **He is ninth in the NFL in career receiving yards among players who entered the league in 2015 or later:**

#### RECEIVING LEADERS

(players who entered the NFL in 2015 or later)

NAME	REC	YDS	AVG	TD
1. Amari Cooper (Oak.)	216	3,045	14.1	18
2. Michael Thomas (NO)	234	2,780	11.9	17
3. Stefon Diggs (Minn.)	216	2,660	12.3	18
4. Jamison Crowder (Was.)	201	2,319	11.5	13
5. Willie Snead IV (NO/Bal.)	161	2,113	13.1	8
6. Tyreek Hill (KC)	150	2,086	13.9	16
7. Tyrell Williams (LAC)	121	1,955	16.2	13
8. Tyler Lockett (Sea.)	149	2,012	13.5	12
9. <b>DeVANTE PARKER (MIA.)</b>	<b>141</b>	<b>1,948</b>	<b>13.8</b>	<b>8</b>
10. Devin Funchess (Car.)	131	1,869	14.3	18

### AMENDOLA THRIVES UNDER PRESSURE

**WR Danny Amendola** seems to make his biggest plays when it matters most – the Super Bowl. He is among the best Super Bowl performers in NFL history at his position:

#### ALL-TIME RECEPTIONS LEADERS (SUPER BOWL)

NAME	REC	YDS	AVG
1. Jerry Rice (SF/Oak.)	33	589	17.8
2. Andre Reed (Buf.)	27	323	12.0
3. Wes Welker (NE/Den.)	26	247	9.5
4. Deion Branch (NE)	24	321	13.4
5. <b>DANNY AMENDOLA (NE)</b>	<b>21</b>	<b>278</b>	<b>13.2</b>

#### ALL-TIME RECEIVING YARDS LEADERS (SUPER BOWL)

NAME	REC	YDS	AVG
1. Jerry Rice (SF/Oak.)	33	589	17.8
2. Lynn Swann (Pit.)	16	364	22.8
3. Andre Reed (Buf.)	27	323	12.0
4. Deion Branch (NE)	24	321	13.4
5. <b>DANNY AMENDOLA (NE)</b>	<b>21</b>	<b>278</b>	<b>13.2</b>



## DEFENSE NOTES

### CAM WAKE STILL SACKING QBs AT 36 YEARS OLD

DE Cameron Wake suffered a season-ending Achilles injury in his eighth game of the 2015 season at age 33. Despite a lengthy recovery and his age, Wake bounced back to have consecutive double-digit sack seasons in 2016 and 2017 for the first time in his career.



The Dolphins slowly brought Wake back in 2016 and re-inserted him as a starter in Week 6 of that season. Since then, he is tied for fourth in the NFL with 22.0 sacks and has helped Miami go 18-12 in its last 30 regular season games.

Wake played the 2017 season at 35 years old and totaled 10.5 sacks. He became the 12th player in NFL history (since 1982) and just the fourth in the past 15 years (John Abraham, Julius Peppers and Terrell Suggs) to record a double-digit sack season at the age of 35 or older.

### ONE OF THE BEST UNDRAFTED PASS RUSHERS EVER

Wake is also one of the best undrafted pass rushers in NFL history. With 93.0 career sacks, he is second in NFL history (since sacks were recognized as an official statistic in 1982) for most career sacks by a player who was undrafted:

#### ALL-TIME SACK LEADERS (UNDRAFTED)

NAME	YEARS	SACKS
1. John Randle (Minn./Sea.)	1990-2003	137.5
2. CAMERON WAKE (MIA.)	2009-18	93.0
3. James Harrison (Pit./Cin./NE)	2004-17	84.5

### THE NFL'S BEST SACK ARTIST SINCE HE ENTERED THE LEAGUE

Wake's consistency has placed him among the NFL's elite pass rushers. Since he entered the league in 2009, he leads the NFL in sacks:

#### MOST SACKS (2009-PRESENT)

NAME	SACKS
1. CAMERON WAKE (MIA.)	93.0
2. Von Miller (Den.)	87.5
3. DeMarcus Ware (Dal./Den.)	85.0
4. Julius Peppers (Chi./GB/Car.)	84.0

### SECOND IN TEAM HISTORY BEHIND JT

Since joining the Dolphins in 2009, Wake has compiled five double-digit sack campaigns, eight straight seasons of seven-plus sacks and is second in team history in all-time career sacks, behind Hall of Famer Jason Taylor.

#### SACK LEADERS (DOLPHINS HISTORY)

NAME	YEARS	SACKS
1. Jason Taylor	1997-2007, 2009, 2011	131.0
2. CAMERON WAKE	2009-18	93.0
3. Bill Stanfill	1969-76	69.5

### XAVIEN HOWARD LEADS THE NFL WITH SEVEN INTERCEPTIONS IN HIS PAST EIGHT GAMES

CB Xavien Howard has made critical interceptions in pivotal moments in each of the past two games. In Week 2 at the N.Y. Jets, he flipped momentum with an end zone pick in the third quarter. Last week, Howard intercepted Raiders QB Derek Carr twice, including a pick in the end zone with less than 3 minutes remaining and the Raiders looking to take the lead. Howard now has seven interceptions in his past eight games, which is the most in the NFL in that span and two more than the next player:

#### MOST INTERCEPTIONS (WEEK 13, 2017 – PRESENT)

NAME	INT
1. XAVIEN HOWARD (MIA.)	7
2. Darius Slay (Det.)	5
3. Quandre Diggs (Det.)	4
Marcus Williams (NO)	4

More notes about Howard's recent run:

- His 13 passes defended in his past eight games also lead the NFL in that span.
- Howard's pick-six vs. Denver on Dec. 3, 2017 was Miami's first interception return for a touchdown since LB Kiko Alonso won the San Diego game with a 60-yard interception return for a touchdown on Nov. 13, 2016.
- Howard is the first cornerback in Dolphins history to have multiple interceptions in consecutive games (Dec. 3, 2017 vs. Denver and Dec. 11, 2017 vs. New England).
- His two interceptions on Dec. 11, 2017 vs. New England gave Patriots QB Tom Brady his first multi-interception game since Dec. 6, 2015 vs. Philadelphia.
- He became the first player to intercept Patriots QB Tom Brady twice in the same game since Indianapolis' Mike Adams had two interceptions against him on Nov. 16, 2014.
- Howard's five passes defended on Dec. 3, 2017 vs. Denver were tied for the second-most in an NFL game that season.



## DEFENSE NOTES

### RESHAD JONES KICKS OFF 2018 WITH A BANG

**S Reshad Jones** wasted no time following up his 2017 Pro Bowl season with an encore performance in Week 1 of 2018. He tied for the team lead with seven tackles (four solo) and intercepted two passes, **the first multi-interception game of his career.**

Jones became the first Dolphins safety to pick off two passes in the same game since **S Sammy Knight** did so on Dec. 20, 2004 against New England.

Jones' first interception came off **QB Marcus Mariota** in the third quarter and was returned 26 yards. His second was off **QB Blaine Gabbert** in the fourth quarter with the Titans driving in an attempt to tie the game. After a 54-yard return, the Dolphins kicked a field goal to take a two-possession lead.

### JONES GETS INTO THE END ZONE

In 2017, **Jones** returned a fumble 14 yards for a touchdown in Week 12 at New England. It was the second fumble return for a touchdown of the season for Jones. He also had a 38-yard fumble return for a touchdown in Miami's Week 5 win vs. Tennessee. **Jones was the only NFL player to have two fumble returns for touchdowns in 2017.**

With the touchdown, **Jones moved into sole possession of second place on the Dolphins' all-time defensive touchdown chart.** It was the fifth defensive score of Jones' career:

MOST DEFENSIVE TDs (DOLPHINS HISTORY)			
NAME	YEARS	DEF. TDs	
1. Jason Taylor	1997, 2007, 2009, 2011	9	
<b>2. RESHAD JONES</b>	<b>2010-17</b>	<b>5</b>	
3. Dick Anderson	1968-77	4	
Terrell Buckley	1995-99, 2003	4	
Zach Thomas	1996-2007	4	

### ALONSO IS EVERYWHERE

**LB Kiko Alonso** has totaled 100+ tackles in three of his four NFL seasons prior to this year and is on pace to do so once again in 2018. In addition to 34 tackles, Alonso also has an interception and two forced fumbles this year. **Alonso's 34 tackles through three games ranks No. 2 in the NFL:**

MOST TOTAL TACKLES (2018)				
NAME	TEAM	SOLO	ASST.	TOT.
1. Darius Leonard	Ind.	30	11	41
<b>2. KIKO ALONSO</b>	<b>MIA.</b>	<b>26</b>	<b>8</b>	<b>34</b>
3. Fred Warner	SF	28	5	33
4. Anthony Hitchens	KC	19	13	32
Nick Vigil	Cin.	26	6	32
Wesley Woodyard	Ten.	22	10	32

### DEFENSE KICKS OFF 2018 WITH A BANG

The Dolphins defense has been one of the NFL's top units through the first two weeks of the 2018 season. **Miami is sixth in the NFL allowing just 17.3 points per game** and is fifth with just 15.3 points allowed per game by the defense (one opposing TD was scored on special teams).

The Dolphins have forced eight turnovers, which is tied for second in the NFL. **Miami's pass defense leads the league in opposing passer rating,** limiting opposing QBs to just a 65.6 mark. The rushing defense is **limiting opponents to just 3.34 yards per carry, the third-lowest mark** in the NFL. Miami has allowed just four carries of 10+ yards, tied for the best in the league.

### DOLPHINS ADD QUINN TO PASS RUSH

The Dolphins acquired two-time Pro Bowl **DE Robert Quinn** from the L.A. Rams on March 14, 2018. Quinn joins **DE Cameron Wake** as two of the most productive pass rushers in the NFL in recent years.

**Since 2012, Wake is fifth in the NFL in sacks while Quinn ranks eighth.** The Dolphins are the only NFL team with two of the league's top 10 sacks leaders since 2012 on the same team:

MOST SACKS (2012-PRESENT)		
NAME		SACKS
1. Von Miller (Den.)		76.0
2. J.J. Watt (Hou.)		73.5
3. Chandler Jones (NE/Ari.)		66.0
Justin Houston (KC)		66.0
<b>5. CAMERON WAKE (MIA.)</b>		<b>65.0</b>
6. Ryan Kerrigan (Was.)		64.0
7. Cameron Jordan (NO)		62.5
<b>8. ROBERT QUINN (STL/LAR/MIA.)</b>		<b>58.5</b>
9. Everson Griffen (Min.)		58.0
10. Julius Peppers (Car./GB)		54.5

Quinn arrives in Miami after spending the first seven years of his career with the Rams, where he was one of the most productive pass rushers in franchise history:

ALL-TIME SACK LEADERS (RAMS HISTORY)		
NAME	YEARS	SACKS
1. Leonard Little	1998-2009	87.5
2. Kevin Greene	1985-92	72.5
<b>3. ROBERT QUINN</b>	<b>2011-17</b>	<b>62.5</b>
Kevin Carter	1995-2000	62.5
5. Chris Long	2008-15	54.5



## SPECIAL TEAMS NOTES

### RIZZI'S UNITS ARE SECOND IN THE NFL IN BLOCKED KICKS SINCE 2011

Associate Head Coach/Special Teams Coordinator **Darren Rizzi** was promoted to the special teams coordinator role in 2011 and since then, **the Dolphins are second in the league with 20 total blocked kicks and lead the NFL with 10 blocked punts:**

MOST BLOCKED KICKS (SINCE 2011)				
TEAM	PUNT BLK	FG BLK	XP BLK	BLK KICKS
1. Oakland	5	10	7	22
2. MIAMI	10	7	3	20
3. Philadelphia	8	7	4	19
4. Arizona	1	13	1	15
Seattle	7	6	2	15
Denver	5	6	4	15
L.A. Rams	8	5	2	15

MOST BLOCKED PUNTS (SINCE 2011)	
TEAM	PUNT BLK
1. MIAMI	10
2. Philadelphia	8
L.A. Rams	8
4. Seattle	7
5. Tampa Bay	6

### DOLPHINS TIED FOR THIRD IN THE NFL WITH THREE BLOCKED KICKS IN 2017

The Dolphins punt and kick block units performed well in 2017 as the team totaled three blocked kicks. **DT Vincent Taylor** blocked field goals against the N.Y. Jets in Week 3 and the Baltimore Ravens in Week 8, and **DE Terrence Fede** blocked a punt in Week 13 against Denver.

**Miami's three blocked kicks were tied for the third-most in the NFL in 2017.** The L.A. Rams and Philadelphia Eagles blocked five kicks while Denver, Detroit, Tampa Bay, Indianapolis and New England blocked three kicks.

### HAACK SOLID AT LANDING PUNTS INSIDE THE 20

**P Matt Haack** has been very good at pinning opponent's deep inside their own territory. His 30 punts inside the 20 in 2017 were the most in the league by a rookie punter that season. **So far in 2018, Haack's eight punts inside the 20 are tied for third in the NFL.**

Haack landed five punts inside the 20 in the Dolphins' Week 2 win at the N.Y. Jets. **It was the third game of Haack's career with at least five punts inside the 20, which is a new Dolphins record despite Haack's career spanning just 18 games.** The five punts inside the 20 are tied for the second-most by an NFL player this season. Haack followed the performance up with three more punts inside the 20 in Week 3 vs. Oakland.

### THE DENNEY STREAK

**LS John Denney** will turn **40 years old this December** and is in his 14th NFL season. Denney has been Miami's long snapper for every game dating back to 2005 - **a consecutive games streak that spans 211 regular season contests.** That streak is the **longest in Dolphins history** and is the longest active streak in the NFL today.



MOST CONSECUTIVE GAMES PLAYED (DOLPHINS HISTORY)		
NAME	CONS.	STREAK
1. JOHN DENNEY	211	1ST (2005) - PRESENT
2. Jason Taylor	130	15th (1999) - 16th (2007)
3. Jim Langer	128	10th (1970) - 9th (1979)

MOST CONSECUTIVE GAMES PLAYED (ACTIVE NFL STREAKS)			
NAME	POS.	CONS.	GP
1. JOHN DENNEY (MIA.)	LS	211	
2. L.P. Ladouceur (Dal.)	LS	208	
3. Philip Rivers (SD/LAC)	QB	196	
4. Sam Koch (Bal.)	P	195	
5. Mason Crosby (GB)	K	179	

### GRANT TAKES IT TO THE HOUSE

After Tennessee tied the game at 10 early in the fourth quarter of Week 1, **WR Jakeem Grant** took the ensuing kickoff 102 yards for a touchdown. **The return gave the Dolphins the lead back and was the second-longest kickoff return in team history.** It helped Grant win AFC Special Teams Player of the Week honors.

The touchdown was Miami's first kickoff return for a touchdown since Nov. 6, 2016 when **RB Kenyan Drake** had a 96-yard touchdown vs. the N.Y. Jets.

**Grant became the fourth player in team history to score touchdowns on both kickoff and punt returns in their Dolphins careers.** He returned a punt for a touchdown on Oct. 9, 2016 vs. Tennessee. Grant joins **Ted Ginn, Jr.** (2 kickoffs, 1 punt), **Marcus Thigpen** (1 kickoff, 1 punt) and **Freddie Solomon** (1 kickoff, 1 punt) on the list.





---

## WHAT TO LOOK FOR IN 2018

### S WALT AIKENS...

- Has played in 65 games. Needs 10 games played to reach 75 in his career.

### LB KIKO ALONSO...

- Has 466 tackles. Needs 34 tackles to reach 500 in his career.

### WR DANNY AMENDOLA...

- Has played in 114 games. Needs 11 games played to reach 125 in his career.
- Has 49 starts. Needs 1 start to reach 50 in his career.
- Has 437 receptions. Needs 63 receptions to reach 500 in his career.
- Has 4,209 receiving yards. Needs 791 receiving yards to reach 5,000 in his career.
- Has 19 receiving TDs. Needs 6 receiving TDs to reach 25 in his career.

### LB STEPHONE ANTHONY...

- Has played in 37 games. Needs 13 games played to reach 50 in his career.

### RB BRANDON BOLDEN...

- Has 912 rushing yards. Needs 78 rushing yards to reach 1,000 in his career.
- Has 47 receptions. Needs 3 receptions to reach 50 in his career.

### DE ANDRE BRANCH...

- Has 37 starts. Needs 13 starts to reach 50 in his career.
- Has 24 sacks. Needs 1 sack to reach 25 in his career.

### LS JOHN DENNEY...

- Extending his consecutive games played streak, which currently stands at a franchise-record 211, having played in every game in his 13-year NFL career. It is the longest active streak in the NFL.
- Can become the 2nd player in team history to play a game after his 40th birthday (12/13/78).

### RB KENYAN DRAKE...

- Extending his consecutive games played streak, which currently stands at 35, which is tied for the 5th-longest active streak by an NFL running back.

### RB FRANK GORE...

- Has 14,124 rushing yards. Needs 1,146 rushing yards to surpass Barry Sanders (15,269) for 3rd in NFL history.
- Has 3,250 carries. Needs 230 carries to surpass Jerome Bettis (3,479) for 4th in NFL history.

- Has 17,815 scrimmage yards. Needs 376 scrimmage yards to surpass Barry Sanders (18,190) for 6th and 642 scrimmage yards to surpass LaDainian Tomlinson (18,456) for 5th in NFL history.
- Has 77 career rushing TDs. Needs 3 rushing TDs to move into the top 20 and 9 rushing TDs to move into the top 15 in NFL history.
- Extending his consecutive games played streak, which currently stands at 115, the longest active streak by an NFL running back and longest by an active NFL offensive skill player (RB, WR or TE).
- Extending his consecutive games started streak, which currently stands at 111, the longest active streak by an NFL offensive skill player (RB, WR or TE).
- Has 199 games played. Needs 1 game played to reach 200 in his career and can continue moving up the NFL all-time games played chart for running backs (currently T-8th).
- Has 14,124 rushing yards. Needs 876 rushing yards to become the 4th player in NFL history to total 15,000 rushing yards.
- Has 345 runs of 10+ yards. Needs 19 runs of 10+ yards to surpass Barry Sanders (363) for 2nd in NFL history.
- Extending his streak of 13 straight seasons with 500+ rushing yards, which would surpass Emmitt Smith and Walter Payton for the longest streak in NFL history.
- Extending his streak of 12 straight seasons with 1,000+ scrimmage yards, already an NFL record.
- Extending his streak of 3 straight seasons with 900+ rushing yards, the only running back in the NFL with that current streak.
- Can total his 10th career season with 1,000+ rushing yards, which would tie him for 2nd in NFL history.

### CB XAVIEN HOWARD...

- Has 93 tackles. Needs 7 tackles to reach 100 in his career.

### S RESHAD JONES...

- Has 112 games played. Needs 13 games played to reach 125 in his career.
- Has 98 starts. Needs 2 starts to reach 100 in his career.
- Has 674 tackles. Needs 76 tackles to reach 750 in his career.
- Has 20 interceptions. Needs 5 interceptions to reach 25 in his career.
- Has 47 passes defended. Needs 3 passes defended to reach 50 in his career.

### C DANIEL KILGORE...

- Has 42 starts. Needs 8 starts to reach 50 in his career.



## WHAT TO LOOK FOR IN 2018

### **C/G TED LARSEN...**

- Has 113 games played. Needs 12 games played to reach 125 in his career.

### **S T.J. McDONALD...**

- Has 64 games played. Needs 11 games played to reach 75 in his career.
- Has 64 starts. Needs 11 starts to reach 75 in his career.

### **QB BROCK OSWEILER...**

- Has 42 games played. Needs 8 games played to reach 50 in his career.
- Has 987 pass attempts. Needs 13 pass attempts to reach 1,000 in his career.

### **WR DeVANTE PARKER...**

- Has 43 games played. Needs 7 games played to reach 50 in his career.
- Has 1,948 receiving yards. Needs 552 receiving yards to reach 2,500 in his career.
- Has 141 receptions. Needs 59 receptions to reach 200 in his career.

### **DT JORDAN PHILLIPS...**

- Has 47 games played. Needs 3 games played to reach 50 in his career.

### **DE ROBERT QUINN...**

- Has 98 games played. Needs 2 games played to reach 100 in his career.
- Has 226 tackles. Needs 24 tackles to reach 250 in his career.
- Has 63.5 sacks. Needs 11.5 sacks to reach 75 in his career.
- Has 20 forced fumbles. Needs 5 forced fumbles to reach 25 in his career.

### **DT AKEEM SPENCE...**

- Has 44 starts. Needs 6 starts to reach 50 in his career.

### **WR KENNY STILL...**

- Has 231 receptions. Needs 19 receptions to reach 250 in his career.
- Has 3,769 receiving yards. Needs 231 receiving yards to reach 4,000 in his career.

### **C TRAVIS SWANSON...**

- Has 42 starts. Needs 8 starts to reach 50 in his career.

### **QB RYAN TANNEHILL...**

- Has 19,142 passing yards. Needs 858 passing yards to reach 20,000 in his career.
- Has 113 passing TDs. Needs 12 passing TDs to reach 125 in his career.
- Has 1,707 completions. Needs 220 completions to surpass Bob Griese (1,926) for 2nd in team history.
- Extend his franchise record for most career rushing yards by a quarterback with 1,139.

### **DE CAMERON WAKE...**

- Has 115 starts. Needs 10 starts to reach 125 in his career.
- Has 93 sacks. Needs 7 sacks to reach 100 in his career.
- Has 93 sacks. Needs 13.5 sacks to surpass Jason Taylor (106) for the most by a Dolphins player in their first 10 seasons on the team.
- Has 21 forced fumbles. Needs 4 forced fumbles to reach 25 in his career.

### **WR ALBERT WILSON...**

- Has 132 receptions. Needs 18 receptions to reach 150 in his career.
- Has 1,686 receiving yards. Needs 314 receiving yards to reach 2,000 in his career.



QB Ryan Tannehill enters Sunday's game needing 858 passing yards to reach 20,000 career passing yards.



## DOLPHINS VS. THE PATRIOTS

### A DOLPHINS WIN WOULD...

- Be Miami's first 4-0 start to a season since 1995.
- Mark the seventh time in Miami's 53-year history the team has won its first four games.
  - In the team's other 4-0 starts, the Dolphins made the playoffs in all six of them, winning the division five times, the AFC twice and the Super Bowl once.
- Give Miami its first win at New England since Sept. 21, 2008.
- Mark the first time Miami has won its first two AFC East road games in the same season since 2010.
- Improve Adam Gase's head-coaching record to 20-16 in regular-season games.
- Give the Dolphins a 12-5 record in games started by Ryan Tannehill under Gase.
- Be the 11th win in Miami's past 12 games with Tannehill starting at quarterback.

### SERIES HISTORY

REGULAR SEASON: MIAMI LEADS 53-49  
POSTSEASON: NEW ENGLAND LEADS 2-1

#### LAST 5 MEETINGS

DATE	GAME
1/3/2016	at Miami 20, New England 10
9/18/2016	at New England 31, Miami 24
1/1/2017	New England 35, at Miami 14
11/26/2017	at New England 35, Miami 17
12/11/2017	at Miami 27, New England 20

### CONNECTIONS

#### PRO CONNECTIONS

- Dolphins **Executive VP of Football Operations Mike Tannenbaum** was a player personnel assistant for the Browns (1995), while Patriots **Head Coach Bill Belichick** served in the same position for Cleveland. Tannenbaum later joined the Jets' personnel department (1997-2012) at the same time Belichick was the asst. head coach/secondary coach (1997-99).
- Dolphins **General Manager Chris Grier** began his NFL career as an intern for the Patriots in 1994 and later served as a regional scout from 1995-1999.
- Dolphins **Head Coach Adam Gase** was the Broncos wide receivers coach (2009-10) during the same time Patriots **Offensive Coordinator/Quarterbacks Coach Josh McDaniels** served as Denver's head coach. Dolphins **Assistant Offensive Line Coach Chris Kuper** played guard on the Broncos' offensive line during this time.
- Patriots **Owner Robert Kraft** and former Dolphins **Owner Joe Robbie** are two of only five owners in NFL history whose teams had at least 200 wins and a winning percentage of over .600 during their tenure.
- Dolphins **WR Danny Amendola** played for the Patriots from 2013-17. Amendola became one of the team's top receivers during that time, totaling 287 receptions for 3,092 yards and 18 touchdowns and playing a key role in New England's wins in Super Bowl XLIX and LI.
- Dolphins **RB Brandon Bolden** was signed as an undrafted

free agent by New England on May 10, 2012 and spent his first six seasons there (2012-17). Bolden rushed for 958 yards and seven touchdowns as a member of the Patriots while establishing himself as a prominent special teams contributor.

- Dolphins **G Ted Larsen** was selected by the Patriots in the sixth round (205th overall) of the 2010 NFL draft. Larsen never saw regular-season action for the Patriots as he was waived at the end of training camp.
- Dolphins **TE A.J. Derby** was selected by the Patriots in the sixth round (202nd overall) of the 2015 NFL draft and played with the Patriots from 2015-16.
- Patriots **WR Chris Hogan** spent time on the Dolphins practice squad during the 2011 and 2012 seasons.
- Dolphins **Wide Receivers Coach Shawn Jefferson** played receiver for the Patriots from 1996-99. In four seasons with the Patriots, he had 178 receptions for 3,081 touchdowns and 14 touchdowns.
- Dolphins **Assistant Defensive Line Coach Andre Carter** played for the Patriots in 2011 and 2013. In 2011, Carter recorded 52 tackles and two forced fumbles and was tied for the team lead in sacks with 10.0.
- Hall of Fame **LB Nick Buoniconti** played for the Boston Patriots (1962-68) and the Dolphins from 1969-74 and 1976. Buoniconti was an AFL All-Star for both the Patriots and Dolphins, a two-time Pro Bowler for Miami and part of the famed Killer B's Dolphins defense in the 1970s.

#### COLLEGE CONNECTIONS

- Dolphins **DE Andre Branch** played with Patriots **TE Dwayne Allen** at Clemson from 2008-11. In 2011, Branch led the team in sacks with 10.5 and was third in tackles with 77, while Allen scored eight touchdowns and was third in receiving yards (598).
- Dolphins **S Minkah Fitzpatrick** and Patriots **CB Cyrus Jones** played together at Alabama in 2015 and won the CFP National Championship while anchoring the Tide defense.
- Dolphins **T Ja'Wuan James** and Patriots **WR Cordarrelle Patterson** played together at Tennessee in 2012. Both players would go on to become first-round draft picks, with Patterson being selected by Minnesota in 2013 and James being selected by Miami in 2014.
- Dolphins **WR Kenny Stills** and Patriots **DL Geneo Grissom** played together at Oklahoma from 2011-12 and helped the Sooners win the Big 12 in 2012.
- Dolphins **QB Brock Osweiler** and Patriots **DL Lawrence Guy** played together at Arizona State from 2009-10.
- Dolphins **WR Tanner McEvoy** played with Patriots **RB James White** at Wisconsin in 2013.
- Dolphins **TE A.J. Derby**, Patriots **DL Deatrich Wise Jr.** and Patriots **DE Trey Flowers** played together at Arkansas from 2013-14.

#### HIGH SCHOOL/HOMETOWN CONNECTIONS

- Dolphins **Executive Vice President of Football Operations Mike Tannenbaum** is a native of Needham, Mass. and attended the University of Massachusetts-Amherst.
- Dolphins **General Manager Chris Grier** is a native of Holliston, Mass. and attended the University of Massachusetts-Amherst, where he played football his first two years and later served as an ungraduated assistant.
- Patriots **RB James White** and **WR Phillip Dorsett** grew up in Fort Lauderdale and attended St. Thomas Aquinas High School.



## DOLPHINS VS. THE PATRIOTS

### SERIES FACTS (TEAM)

#### MIAMI'S LARGEST MARGIN OF VICTORY:

52 (at Miami 52, New England 0, 11/12/72)

#### NEW ENGLAND'S LARGEST MARGIN OF VICTORY:

34 (at New England 34, Miami 0, 10/12/80)

#### CURRENT SERIES STREAK:

Miami 1 (12/11/17)

#### MIAMI'S LARGEST WIN STREAK:

9 (9/17/89 - 11/21/93)

#### NEW ENGLAND'S LARGEST WIN STREAK:

7 (Twice, last: 10/4/10 - 10/27/13)

#### MOST POINTS BY MIAMI:

52 (at Miami 52, New England 0, 11/12/72)

#### MOST POINTS BY NEW ENGLAND:

49 (New England 49, at Miami 28, 10/21/07)

#### MOST POINTS, BOTH TEAMS:

77 (New England 49, at Miami 28, 10/21/07)

#### FEWEST POINTS BY MIAMI:

0 (Four times, last: at New England 28, Miami 0, 12/30/12)

#### FEWEST POINTS BY NEW ENGLAND:

0 (Twice, last: at Miami 21, New England 0)

#### FEWEST POINTS, BOTH TEAMS:

3 (at New England 3, Miami 0, 12/12/82)

### SERIES SUPERLATIVES

#### DOLPHINS

##### RUSHING YARDS:

197, Mercury Morris, at Miami, 9/30/73

##### PASSING YARDS:

473, Dan Marino, at Miami, 9/4/94

##### RECEPTIONS:

12, Jim Jensen, at New England, 11/6/88

##### RECEIVING YARDS:

211, Irving Fryar, at Miami, 9/4/94

#### PATRIOTS

##### RUSHING YARDS:

164, Jim Nance, at Miami, 12/17/67

##### PASSING YARDS:

517, Tom Brady, at Miami, 9/12/11

##### RECEPTIONS:

13, Julian Edelman, at Miami, 12/15/13

##### RECEIVING YARDS:

182, Stanley Morgan, at New England, 11/8/81

### DOLPHINS PLAYERS VS. PATRIOTS

#### PASSING

PLAYER	GP	A-C-I	YDS	PCT	TD	RTG
Ryan Tannehill	9	349-212-10	2,486	60.7	12	81.9
Brock Osweiler	5	156-88-6	884	56.4	3	63.1
TOTALS	14	505-300-16	3,370	59.4	15	76.1

#### RUSHING

PLAYER	GP	ATT	YDS	AVG	LG	TD
Frank Gore	3	46	215	4.7	23	0
Kenyan Drake	4	40	156	3.9	31	1
Ryan Tannehill	9	26	108	4.2	19	1
Brock Osweiler	5	5	34	6.8	18	0
Jakeem Grant	4	1	1	1.0	1	0
TOTALS	25	118	514	4.4	31	2

#### RECEIVING

PLAYER	GP	NO	YDS	AVG	LG	TD
DeVante Parker	6	23	302	13.1	46	1
Kenny Stills	7	18	278	15.4	34t	3
Albert Wilson	2	10	94	9.4	19	1
Kenyan Drake	4	10	112	11.2	47	1
Frank Gore	3	8	74	9.3	26	1
A.J. Derby	2	5	37	7.4	16	0
Jakeem Grant	4	2	42	21.0	25t	1
TOTALS	28	76	939	12.4	47	8

#### KICKOFF RETURNS

PLAYER	GP	KOR	YDS	AVG	LG	TD
Jakeem Grant	4	6	130	21.7	28	0
Kenyan Drake	4	2	36	18.0	21	0
Senorise Perry	3	2	33	16.5	18	0
TOTALS	11	10	199	19.9	28	0

#### PUNT RETURNS

PLAYER	GP	PR	YDS	AVG	LG	TD
Jakeem Grant	4	4	14	3.5	14	0
TOTALS	4	4	14	3.5	14	0

#### PUNTING

PLAYER	GP	NO	YDS	AVG	LG	TB	I20	NET
Matt Haack	2	12	523	43.6	56	0	4	482
TOTALS	2	12	523	43.6	56	0	4	482

#### DEFENSE

PLAYER	GP	TOT	SK	INT	PD	FF	FR
Reshad Jones	14	103	1.0	1	3	0	1
Kiko Alonso	7	59	0.0	0	0	1	2
Cameron Wake	17	37	10.5	0	1	2	0
T. McDonald	3	17	0.0	0	1	0	0
Bobby McCain	6	17	0.0	1	2	1	0
Jordan Phillips	6	12	1.0	0	1	0	0
Xavien Howard	4	10	0.0	2	4	0	0
D. Godchaux	2	8	0.0	0	0	0	0
Walt Aikens	8	8	0.0	0	0	0	0
William Hayes	3	6	0.0	0	0	0	0
Andre Branch	4	6	0.0	0	0	0	0
Chase Allen	2	5	0.0	0	0	0	0
Akeem Spence	1	4	1.0	0	0	0	0
C. Tankersley	1	3	0.0	0	0	0	0
Robert Quinn	1	2	0.0	0	0	0	0
Charles Harris	2	2	0.0	0	0	0	0
Vincent Taylor	2	1	0.0	0	0	0	0
S. Anthony	2	1	0.0	0	0	0	0
TOTALS	85	301	13.5	4	12	4	3



## DOLPHINS VS. THE PATRIOTS

### STATISTICAL LEADERS

CATEGORY	DOLPHINS		PATRIOTS	
	PLAYER	STAT	PLAYER	STAT
Completion Pct.	R. Tannehill	73.0	T. Brady	64.0
Passing Yards	R. Tannehill	687	T. Brady	644
Passer Rating	R. Tannehill	121.8	T. Brady	93.9
Rushing Yards	K. Drake	104	R. Burkhead	86
Yards Per Carry	R. Tannehill	4.9	J. White	5.0
Rushing TDs	K. Drake	1	None	0
Receptions	D. Amendola	11	J. White	14
Receiving Yards	K. Stills	184	R. Gronkowski	189
Receiving TDs	K. Stills	3	Two tied	2
Tackles	K. Alonso	34	S. Gilmore	17
Sacks	W. Hayes	2.0	D. Wise Jr.	2.5
Interceptions	X. Howard	3	Three tied	1
Forced Fumbles	K. Alonso	2	Three tied	1
Special Tms Tcks	Three tied	2	N. Ebner	4

### HOW THEY COMPARE

DOLPHINS		PATRIOTS	
STAT	RNK	CATEGORY	RNK STAT
324.0	23	Total Offense	300.0 25
225.3	19	Passing Offense	202.3 26
98.7	16t	Rushing Offense	97.7 20
25.0	11	Scoring Offense	19.0 25
6.0	13t	Sacks Allowed	6.0 13t
32.3	27	Third Down Offense	28.6 28
44.4	23t	Red Zone Offense	62.5 13
377.3	21	Total Defense	406.3 28
288.3	29	Passing Defense	263.0 23
89.0	7	Rushing Defense	143.3 31
17.3	6	Scoring Defense	25.7 20t
6.0	24t	Sacks	4.0 29t
43.2	24	Third Down Defense	48.7 30
33.3	3t	Red Zone Defense	41.7 8
8	2t	Takeaways	5 9t
4	10t	Giveaways	5 19t



RB Kenyan Drake posted his second consecutive 100-yard rushing game (114) the last time the Dolphins and Patriots met on Dec. 11, 2017 in Miami.





## THE LAST MEETING

# 2017 – WEEK 14

DEC. 11, 2017 | MIAMI GARDENS, FLA.  
HARD ROCK STADIUM  
ATTENDANCE: 65,548 | TV: ESPN

### SCORING SUMMARY

	1	2	3	4	F
New England	0	10	0	10	20
Miami	6	7	14	0	27

NEW ENGLAND 20

MIAMI 27

In their final prime-time appearance of the season, the Dolphins put together their best performance of 2017.

Jay Cutler threw three touchdown passes, including two to Jarvis Landry, Kenyan Drake had 193 yards from scrimmage, and Xavien Howard had two interceptions when the Dolphins defeated the New England Patriots 27-20 at Hard Rock Stadium on Monday Night football.

Drake rushed for 114 yards, his second consecutive 100-yard performance.

Jakeem Grant also had a touchdown for the Dolphins, who beat New England in Miami for the fourth time in five years.

The Dolphins ended New England's 14-game road winning streak, which was the second-longest in NFL history. The Dolphins defense held New England to 0-for-11 in third-down conversions, the first time since 1991 the Patriots were shut out in that category.

The Dolphins led 27-10 going into the fourth quarter before New England made it a closer final score.

Howard, who had two picks in the 35-9 victory against the Denver Broncos eight days earlier, became the first cornerback in Dolphins history to record two interceptions in back-to-back games.

Howard's first interception came on New England's first drive after Cody Parkey had given the Dolphins a 3-0 lead with a 30-yard field goal. The big play on the drive was Drake's 26-yard run on his first carry of the game.

The Dolphins later converted a fourth-and-1 from the New England 36-yard line when Cutler threw a 15-yard pass to Parker after rolling out on a naked bootleg.

### SCORING DRIVES

TEAM	QTR	TIME	PLAY (EXTRA POINT) (DRIVE INFO)	NE	MIA
Dolphins	1	9:01	C.Parkey 30 yd. Field Goal (13-69, 5:59)	0	3
Dolphins	1	3:49	C.Parkey 44 yd. Field Goal (8-34, 4:26)	0	6
Patriots	2	6:18	R.Burkhead 3 yd. run (S.Gostkowski kick) (5-51, 2:56)	7	6
Dolphins	2	3:33	J.Landry 5 yd. pass from J.Cutler (C.Parkey kick) (7-80, 2:45)	7	13
Patriots	2	0:02	S.Gostkowski 46 yd. Field Goal (8-47, 3:31)	10	13
Dolphins	3	11:03	J.Grant 25 yd. pass from J.Cutler (C.Parkey kick) (5-46, 2:21)	10	20
Dolphins	3	4:43	J.Landry 4 yd. pass from J.Cutler (C.Parkey kick) (8-82, 4:21)	10	27
Patriots	4	13:05	J.White 3 yd. pass from T.Brady (S.Gostkowski kick) (6-53, 2:29)	17	27
Patriots	4	0:53	S.Gostkowski 33 yd. Field Goal (6-62, 1:31)	20	27

### GAME STATISTICS

#### RUSHING (Att-Yds-TD):

New England: D. Lewis 5-17, R. Burkhead 5-8-1.  
Miami: K. Drake 25-114, J. Cutler 4-4, M. Gray 1-2.

#### PASSING (A-C-Y-TD-I):

New England: T. Brady 43-24-233-1-2.  
Miami: J. Cutler 38-25-263-3-0.

#### RECEIVING (Rec-Yds-TD):

New England: D. Amendola 6-76, D. Lewis 5-50, R. Burkhead 5-45, J. White 3-11-1, D. Allen 2-10, B. Cooks 1-38, J. Develin 1-2, C. Hogan 1-1.  
Miami: J. Landry 8-46-2, K. Drake 5-79, D. Parker 4-40, J. Grant 2-42-1, K. Stills 2-18, J. Thomas 2-11, A. Fasano 1-17, M. Gray 1-10.

#### SACKS (Sk-Yds):

New England: D. McCourty 1-11, A. Butler 1-10.  
Miami: J. Phillips 1-8, N. Suh 1-2.

#### INTERCEPTIONS (Int-Yds):

New England: None.  
Miami: X. Howard 2-29.

#### FORCED FUMBLES:

New England: None.  
Miami: None.

#### FUMBLE RECOVERIES (No-Yds):

New England: None.  
Miami: None.

TEAM STATS	NE	MIA
First Downs	14	21
Rushing	2	6
Passing	9	13
Penalty	3	2
3rd-Down Efficiency	0 for 11	4 for 14
4th-Down Efficiency	0 for 0	1 for 1
Total Net Yards	248	362
Total Net Plays	55	70
Average Gain	4.5	5.2
Net Yards Rushing	25	120
Rushes	10	30
Yards per Rush	2.5	4.0
Net Yards Passing	223	242
Completed - Attempted	24-43	25-38
Yards per Pass Play	5.0	6.1
Sacked - Yards Lost	2-10	2-21
Had Intercepted	2	0
Punts - Average	7-334-47.7	7-315-45.0
Return Yardage	86	85
Punts - Return Yards	5-37	2-9
Kickoffs - Return Yards	3-49	3-47
Interceptions - Return Yards	0-0	2-29
Penalties - Yards	9-78	8-102
Fumbles - Lost	0-0	1-0
Red-Zone Efficiency	2 for 3	2 for 3
Goal-to-Go Efficiency	2 for 3	2 for 2
Time of Possession	23:51	36:09



## FREE AGENCY TRACKER

The Dolphins were active in the 2018 free agency market. Of the players on the 53-man roster, the team re-signed four who ended the 2017 season with the club, while also adding another 12 veterans to the roster. Below tracks the players the team has signed, as well as those who ended the 2017 season on the Miami roster and their current status.

### PLAYERS RETAINED OR ADDED

#### PLAYERS FROM 2017 RE-SIGNED (4)

Walt Aikens	S	
David Fales	QB	
John Denney	LS	
William Hayes	DE	

#### UNRESTRICTED FREE-AGENTS SIGNED (5)

Danny Amendola	WR	New England
Frank Gore	RB	Indianapolis
Brock Osweiler	QB	Denver
Josh Sitton	G	Chicago
Albert Wilson	WR	Kansas City

#### FREE-AGENTS SIGNED (2)

Brandon Bolden	RB	
Travis Swanson	C	

#### TRADE (3)

Daniel Kilgore	C	San Francisco
Robert Quinn	DE	L.A. Rams
Akeem Spence	DT	Detroit

#### WAIVERS (2)

Luke Falk	QB	Tennessee
Tanner McEvoy	WR	New Orleans

## PLAYERS FROM 2017 ROSTER NOT CURRENTLY WITH THE DOLPHINS

#### UNRESTRICTED FREE AGENTS (7)

Nate Allen	S	
Lamin Barrow	LB	
Jay Cutler	QB	
Anthony Fasano	TE	
Koa Misi	LB	
Matt Moore	QB	
Alterraun Verner	CB	

#### FREE-AGENTS (2)

De'Veon Smith	RB	
Anthony Steen	C/G	

#### UNRESTRICTED FREE-AGENTS LOST (5)

Jermon Bushrod	G/T	New Orleans
Terrence Fede	DE	Buffalo
Cody Parkey	K	Chicago
Michael Thomas	S	N.Y. Giants
Damien Williams	RB	Kansas City

#### FREE AGENTS LOST (1)

Neville Hewitt	LB	N.Y. Jets
----------------	----	-----------

#### TRADED (2)

Jarvis Landry	WR	Cleveland
Jordan Lucas	CB/S	Kansas City

#### RELEASED/WAIVED (4)

Mike Pouncey	C	L.A. Chargers
Ndamukong Suh	DT	L.A. Rams
Lawrence Timmons	LB	

#### RETIRED (1)

Julius Thomas	TE	
---------------	----	--



Danny Amendola



Frank Gore



Daniel Kilgore



Brock Osweiler



Robert Quinn



Josh Sitton



Akeem Spence



Albert Wilson

\* As of Sept. 24, 2018



## MIAMI DOLPHINS 2018 DRAFT CLASS

Rd 1 // Pick 11



**Minkah  
FITZPATRICK**

Alabama // S  
6-1 // 202

Rd 2 // Pick 42



**Mike  
GESICKI**

Penn State // TE  
6-6 // 252


Rd 3 // Pick 73



**Jerome  
BAKER**

Ohio State // LB  
6-1 // 225

Rd 4 // Pick 123



**Durham  
SMYTHE**

Notre Dame // TE  
6-6 // 257


Rd 4 // Pick 131



**Kalen  
BALLAGE**

Arizona State // RB  
6-3 // 230

Rd 6 // Pick 209



**Cornell  
ARMSTRONG**

Southern Miss // CB  
5-11 // 180

Rd 7 // Pick 227



**Quentin  
POLING**

Ohio // LB  
6-0 // 235

Rd 7 // Pick 229



**Jason  
SANDERS**

New Mexico // K  
5-11 // 186

## MIAMI DOLPHINS 2018 UNDRAFTED ROOKIES



**Jalen  
DAVIS**

Utah State // CB  
5-10 // 185



**Lucas  
GRAVELLE**

TCU // LS  
6-0 // 239



**Connor  
HILLAND**

William & Mary // C  
6-4 // 303



**Jamiyus  
PITTMAN**

Central Florida // DT  
6-1 // 319



## DOLPHINS RADIO BROADCASTS

### CEFALO, GRIESE, ROSE AND BOKAMPER RETURN ON MIAMI DOLPHINS RADIO NETWORK IN 2018

On May 19, 2016, the Miami Dolphins announced a multi-year radio broadcast rights partnership with Miami's Sportsradio 560 WQAM, with the station becoming the official English flagship radio partner of the franchise. In addition, all Dolphins games are simulcast on KISS 99.9 FM "South Florida's NEW Country" and feature expanded pre-, halftime and postgame shows. The games also can be heard on Dolphins.com and throughout South and Central Florida on a variety of stations that make up the Miami Dolphins Radio Network.

The Dolphins previously had their games broadcast on Miami's Sportsradio 560 WQAM during the 1997-2004 and 2007-09 seasons.



As part of the agreement, Sportsradio 560 WQAM has the English radio broadcast rights for all preseason, regular season and playoff games. Dolphins fans who tune into Miami's Sportsradio 560 WQAM have the opportunity to listen to live broadcasts of Head Coach Adam Gase's day-after-game press conferences and "Dolphins Friday," a day of Dolphins-centric content on the station featuring interviews with players, coaches and team executives. Additionally, CBS Radio Miami promotes Miami Dolphins Foundation and community initiatives across multiple platforms.

The preseason English radio broadcast team on Sportsradio 560 WQAM consists of former wide receiver Jimmy Cefalo handling the play-by-play duties with former tight end Joe Rose providing the game analysis. During the regular season, Cefalo and Rose are joined by former Hall of Fame quarterback Bob Griese serving as an analyst with former Dolphins Pro Bowl linebacker/defensive end Kim Bokamper reporting from the sidelines.

Univision Deportes Radio 1140 AM is the Dolphins official Spanish radio broadcast partner for all preseason, regular season and playoff games. WQBA 1140 AM additionally airs a pregame show and postgame show.



The following is a list of radio stations on The Miami Dolphins Radio Network in 2018 (as of printing):

#### 2018 MIAMI DOLPHINS RADIO NETWORKS

LOCATION	NETWORK	LOCATION	NETWORK
Fort Lauderdale	WQAM 560 AM	Miami	KISS 99.9 FM
Fort Lauderdale	KISS 99.9 FM	Miami	WQBA 1140 AM (Spanish)
Fort Lauderdale	WQBA 1140 AM (Spanish)	Orlando	ESPN 580 AM
Fort Myers	WRXK 96 FM	Port St. Lucie	WPSL AM 1590 AM
Key West	WKWF 1600 AM	West Palm Beach	ESPN 106.3 FM
Miami	WQAM 560 AM	West Palm Beach	ESPN Deportes 760 AM (Spanish)



Bob Griese, Joe Rose and Jimmy Cefalo



## 2018 NFL STANDINGS

### AMERICAN FOOTBALL CONFERENCE

EAST DIVISION											
TEAM	W	L	T	PCT	PF	PA	HOME	AWAY	CONF	DIV	STREAK
MIAMI DOLPHINS	3	0	0	1.000	75	52	2-0-0	1-0-0	3-0-0	1-0-0	WON 3
New England Patriots	1	2	0	.333	57	77	1-0-0	0-2-0	1-1-0	0-0-0	Lost 2
Buffalo Bills	1	2	0	.333	50	84	0-1-0	1-1-0	0-2-0	0-0-0	Won 1
New York Jets	1	2	0	.333	77	58	0-1-0	1-1-0	0-2-0	0-1-0	Lost 2
NORTH DIVISION											
TEAM	W	L	T	PCT	PF	PA	HOME	AWAY	CONF	DIV	STREAK
Cincinnati Bengals	2	1	0	.667	89	77	1-0-0	1-1-0	2-0-0	1-0-0	Lost 1
Baltimore Ravens	2	1	0	.667	97	51	2-0-0	0-1-0	2-1-0	0-1-0	Won 1
Cleveland Browns	1	1	1	.500	60	59	1-0-1	0-1-0	1-0-1	0-0-1	Won 1
Pittsburgh Steelers	1	1	1	.500	88	90	0-1-0	1-0-1	0-1-1	0-0-1	Won 1
SOUTH DIVISION											
TEAM	W	L	T	PCT	PF	PA	HOME	AWAY	CONF	DIV	STREAK
Tennessee Titans	2	1	0	.667	49	50	1-0-0	1-1-0	2-1-0	2-0-0	Won 2
Jacksonville Jaguars	2	1	0	.667	57	44	1-1-0	1-0-0	1-1-0	0-1-0	Lost 1
Indianapolis Colts	1	2	0	.333	60	63	0-1-0	1-1-0	0-1-0	0-0-0	Lost 1
Houston Texans	0	3	0	.000	59	74	0-1-0	0-2-0	0-2-0	0-1-0	Lost 3
WEST DIVISION											
TEAM	W	L	T	PCT	PF	PA	HOME	AWAY	CONF	DIV	STREAK
Kansas City Chiefs	3	0	0	1.000	118	92	1-0-0	2-0-0	2-0-0	1-0-0	Won 3
Denver Broncos	2	1	0	.667	61	70	2-0-0	0-1-0	1-1-0	1-0-0	Lost 1
Los Angeles Chargers	1	2	0	.333	82	93	0-1-0	1-1-0	1-1-0	0-1-0	Lost 1
Oakland Raiders	0	3	0	.000	52	81	0-1-0	0-2-0	0-2-0	0-1-0	Lost 3

### NATIONAL FOOTBALL CONFERENCE

EAST DIVISION											
TEAM	W	L	T	PCT	PF	PA	HOME	AWAY	CONF	DIV	STREAK
Philadelphia Eagles	2	1	0	.667	59	55	2-0-0	0-1-0	1-1-0	0-0-0	Won 1
Washington Redskins	2	1	0	.667	64	44	1-1-0	1-0-0	2-0-0	0-0-0	Won 1
Dallas Cowboys	1	2	0	.333	41	53	1-0-0	0-2-0	1-2-0	1-0-0	Lost 1
New York Giants	1	2	0	.333	55	62	0-1-0	1-1-0	0-1-0	0-1-0	Won 1
NORTH DIVISION											
TEAM	W	L	T	PCT	PF	PA	HOME	AWAY	CONF	DIV	STREAK
Chicago Bears	2	1	0	.667	63	55	1-0-0	1-1-0	2-1-0	0-1-0	Won 2
Green Bay Packers	1	1	1	.500	70	83	1-0-1	0-1-0	1-1-1	1-0-1	Lost 1
Minnesota Vikings	1	1	1	.500	59	72	1-1-0	0-0-1	1-0-1	0-0-1	Lost 1
Detroit Lions	1	2	0	.333	70	88	1-1-0	0-1-0	0-1-0	0-0-0	Won 1
SOUTH DIVISION											
TEAM	W	L	T	PCT	PF	PA	HOME	AWAY	CONF	DIV	STREAK
Tampa Bay Buccaneers	2	1	0	.667	102	91	1-1-0	1-0-0	2-0-0	1-0-0	Lost 1
New Orleans Saints	2	1	0	.667	104	103	1-1-0	1-0-0	1-1-0	1-1-0	Won 2
Carolina Panthers	2	1	0	.667	71	60	2-0-0	0-1-0	1-1-0	0-1-0	Won 1
Atlanta Falcons	1	2	0	.333	80	85	1-1-0	0-1-0	1-2-0	1-1-0	Lost 1
WEST DIVISION											
TEAM	W	L	T	PCT	PF	PA	HOME	AWAY	CONF	DIV	STREAK
Los Angeles Rams	3	0	0	1.000	102	36	2-0-0	1-0-0	1-0-0	1-0-0	Won 3
San Francisco 49ers	1	2	0	.333	73	89	1-0-0	0-2-0	1-1-0	0-0-0	Lost 1
Seattle Seahawks	1	2	0	.333	65	64	1-0-0	0-2-0	1-1-0	0-0-0	Won 1
Arizona Cardinals	0	3	0	.000	20	74	0-2-0	0-1-0	0-3-0	0-1-0	Lost 3

x - Clinched Playoffs; y - Clinched Division; z - Clinched Conference





## ROSTER, DEPTH CHART & TRANSACTIONS





## DEPTH CHART

OFFENSE				
POS	# NAME (GP/GS)	# NAME (GP/GS)	# NAME (GP/GS)	# NAME (GP/GS)
WR	11 DeVante Parker (1/1)	19 Jakeem Grant (3/1)		
LT	78 Laremy Tunsil (3/3)	74 Zach Sterup (0/0)		
LG	62 Ted Larsen (3/2)			
C	67 Daniel Kilgore (3/3)	66 Travis Swanson (0/0)		
RG	77 Jesse Davis (3/3)			
RT	70 Ja'Wuan James (3/3)	79 Sam Young (3/0)		
TE	85 A.J. Derby (3/0)	<u>86 Mike Gesicki (3/1)</u>	<u>81 Durham Smythe (3/0)</u>	
QB	17 Ryan Tannehill (3/3)	9 David Fales (0/0) - OR -	8 Brock Osweiler (0/0)	4 Luke Falk (0/0)
RB	32 Kenyan Drake (3/3) -OR-	21 Frank Gore (3/3)	34 Senorise Perry (3/0)	27 Kalen Ballage (0/0) 38 Brandon Bolden (3/0)
WR	80 Danny Amendola (3/3)			
WR	10 Kenny Stills (3/3)	15 Albert Wilson (3/0)	16 Tanner McEvoy (2/0)	

DEFENSE				
POS	# NAME (GP/GS)	# NAME (GP/GS)	# NAME (GP/GS)	# NAME (GP/GS)
DE	91 Cameron Wake (3/3)	95 William Hayes (3/0)	50 Andre Branch (3/0)	
DT	97 Jordan Phillips (3/0) -OR-	56 Davon Godchaux (3/3)		
DT	93 Akeem Spence (3/3)	96 Vincent Taylor (3/0)		
DE	94 Robert Quinn (3/3)	90 Charles Harris (3/0)		
LB	47 Kiko Alonso (3/3)			
LB	52 Raekwon McMillan (3/3)	59 Chase Allen (3/1)		
LB	<u>55 Jerome Baker (3/2)</u>	44 Stephone Anthony (3/0)		
CB	25 Xavien Howard (3/3)	24 Torry McTyer (3/0)	<u>31 Cornell Armstrong (2/0)</u>	
CB	28 Bobby McCain (3/3)	23 Cordrea Tankersley (1/0)		
S	20 *Reshad Jones (2/2)	35 Walt Aikens (3/0)	26 Maurice Smith (1/0)	
S	22 T.J. McDonald (3/3)	<u>29 Minkah Fitzpatrick (3/1)</u>		

SPECIALISTS				
POS	# NAME (GP/GS)	# NAME (GP/GS)	# NAME (GP/GS)	# NAME (GP/GS)
K	<u>7 Jason Sanders (3/0)</u>			
P	2 Matt Haack (3/0)			
KO	<u>7 Jason Sanders (3/0)</u>			
H	2 Matt Haack (3/0)			
LS	92 John Denney (3/0)			
KOR	19 Jakeem Grant (3/0)	34 Senorise Perry (3/0)	15 Albert Wilson (3/0)	27 Kalen Ballage (0/0)
PR	19 Jakeem Grant (3/0)	80 Danny Amendola (3/3)	15 Albert Wilson (3/0)	32 Kenyan Drake (3/3)

*Underlined players are rookies*  
*\* Did not play last week due to injury*



## PROJECTED CONTRIBUTORS: OFFENSE

QB	17		<b>RYAN TANNEHILL   6-4   207   TEXAS A&amp;M</b> <ul style="list-style-type: none"><li>• <b>LAST GAME:</b> vs. Oak. (9/23): 17-23 (73.9 pct.), 289 yds., 3 TDs.</li><li>• Is 10-1 in his last 11 starts.</li><li>• Has completed a 50+ yard pass in 9 of 16 games since 2016.</li><li>• Averaged 7.95 yards per attempt and a 98.0 QB rating in the 16 games he's played under Gase.</li></ul>	QB	9	
		<ul style="list-style-type: none"><li>• Earned 1st extended action in his career on Dec. 31, 2017 vs. Buffalo and went 29-of-42 (69.0 pct.) for 265 yds. and 1 TD.</li><li>• Has played in 3 career games.</li><li>• Signed with Miami on April 5, 2017.</li></ul>				
RB	32		<b>KENYAN DRAKE   6-1   211   ALABAMA</b> <ul style="list-style-type: none"><li>• <b>LAST GAME:</b> vs. Oak. (9/23): 5 att. for 3 yds.; 2 rec. for 7 yds.</li><li>• His 548 rushing yards in the past 8 games are 5th in the NFL in that span.</li><li>• Totaled 3 runs of 40+ yards in 2017, tied for the 2nd-most 40+ yard runs in the NFL.</li></ul>	QB	8	
		<ul style="list-style-type: none"><li>• Played in 42 career games with 25 starts.</li><li>• Started 2 playoff games in 2016.</li><li>• Earned AFC Offensive Player of the Week honors on Nov. 22, 2015 at Chicago.</li><li>• Signed with Miami on March 23, 2018.</li></ul>				
WR	11		<b>DeVANTE PARKER   6-3   216   LOUISVILLE</b> <ul style="list-style-type: none"><li>• <b>LAST GAME:</b> vs. Oak. (9/23): 2 rec. for 40 yds. (20.0 avg.).</li><li>• Averages 13.8 yards per catch during his career.</li><li>• His 1,948 career receiving yards are 9th among NFL WRs who entered the NFL in 2015 or later.</li><li>• Missed first 2 games of 2018 season due to injury.</li></ul>	RB	21	
		<ul style="list-style-type: none"><li>• Earned AFC Offensive Player of the Week honors on Nov. 22, 2015 at Chicago.</li><li>• Signed with Miami on March 23, 2018.</li></ul>				
WR	80		<b>DANNY AMENDOLA   5-11   190   TEXAS TECH</b> <ul style="list-style-type: none"><li>• <b>LAST GAME:</b> vs. Oak. (9/23): 3 rec. for 42 yds. (14.0 avg.).</li><li>• Had 348 receiving yards in the 2017 postseason, the 10th-most by an NFL player in any postseason in history.</li><li>• His 21 receptions and 278 receiving yards in Super Bowls are both 5th-best in NFL history.</li></ul>	WR	15	
		<ul style="list-style-type: none"><li>• Has 14,124 career rushing yards are 4th-most in NFL history.</li><li>• His 115 consecutive games played streak is the longest by an active offensive skill player.</li><li>• Started 111 consecutive games.</li></ul>				
WR	10		<b>KENNY STILLIS   6-1   202   OKLAHOMA</b> <ul style="list-style-type: none"><li>• <b>LAST GAME:</b> vs. Oak. (9/23): 3 rec. for 61 yds. (20.3 avg.), 1 TD.</li><li>• His 16.3 yards per catch avg. in his career is 2nd-best in the NFL since he entered the league in 2013 (min: 150 rec.).</li><li>• Leads the NFL with 14 TD receptions of 20+ yards since 2016.</li><li>• Has 4 TDs of 50+ yards in games started by Tannehill since 2016.</li></ul>	WR	18	
		<ul style="list-style-type: none"><li>• Led the NFL with 14 TD receptions of 20+ yards since 2016.</li><li>• Has 4 TDs of 50+ yards in games started by Tannehill since 2016.</li></ul>				
TE	85		<b>A.J. DERBY   6-5   240   ARKANSAS</b> <ul style="list-style-type: none"><li>• <b>LAST GAME:</b> vs. Oak. (9/23): 1 rec. for 16 yds.</li><li>• Caught a 19-yard TD pass in Week 2, his 1st with the Dolphins.</li><li>• Has 39 career receptions for 439 yards (11.3 avg.) and 2 TDs with Miami (2017-18), Denver (2016-17) and New England (2015-16).</li><li>• Claimed off waivers from Denver on Nov. 29, 2017.</li></ul>	WR	19	
		<ul style="list-style-type: none"><li>• Claimed off waivers from Denver on Nov. 29, 2017.</li></ul>				
LT	78		<b>LAREMY TUNSIL   6-5   318   MISSISSIPPI</b> <ul style="list-style-type: none"><li>• <b>LAST GAME:</b> vs. Oak. (9/23): Started at left tackle.</li><li>• Helped RB Kenyan Drake become NFL's 5th-leading rusher with 548 rushing yards in the past 8 games.</li><li>• Became first player in team history to start at least one game at both guard and tackle in his rookie season in 2016.</li></ul>	WR	19	
		<ul style="list-style-type: none"><li>• Helped RB Kenyan Drake become NFL's 5th-leading rusher with 548 rushing yards in the past 8 games.</li><li>• Became first player in team history to start at least one game at both guard and tackle in his rookie season in 2016.</li></ul>				
LG	62		<b>TED LARSEN   6-3   323   NC STATE</b> <ul style="list-style-type: none"><li>• <b>LAST GAME:</b> vs. Oak. (9/23): Started at left guard.</li><li>• An 8-year NFL veteran who has played in 113 career games with 75 starts.</li><li>• Took over as the starting left guard after G Josh Sitton was lost for the season due to injury following Week 1.</li></ul>	TE	86	
		<ul style="list-style-type: none"><li>• Took over as the starting left guard after G Josh Sitton was lost for the season due to injury following Week 1.</li></ul>				
C	67		<b>DANIEL KILGORE   6-3   291   APPALACHIAN STATE</b> <ul style="list-style-type: none"><li>• <b>LAST GAME:</b> vs. Oak. (9/23): Started at center.</li><li>• Has allowed just 7.75 sacks and been flagged for only 10 penalties in 77 career games and 42 starts.</li><li>• Played in 6 playoff games, 2 NFC Championships and 1 Super Bowl (SB XLVII).</li></ul>	TE	86	
		<ul style="list-style-type: none"><li>• Has allowed just 7.75 sacks and been flagged for only 10 penalties in 77 career games and 42 starts.</li><li>• Played in 6 playoff games, 2 NFC Championships and 1 Super Bowl (SB XLVII).</li></ul>				
RG	77		<b>JESSE DAVIS   6-6   325   IDAHO</b> <ul style="list-style-type: none"><li>• <b>LAST GAME:</b> vs. Oak. (9/23): Started at right guard.</li><li>• Helped RB Kenyan Drake become NFL's 3rd-leading rusher with 548 rushing yards in the past 8 games.</li><li>• Became 1 of only 5 players in team history to start at 3 positions on the o-line in a season and the only 1st-year player to do so in 2017.</li></ul>	TE	86	
		<ul style="list-style-type: none"><li>• Helped RB Kenyan Drake become NFL's 3rd-leading rusher with 548 rushing yards in the past 8 games.</li><li>• Became 1 of only 5 players in team history to start at 3 positions on the o-line in a season and the only 1st-year player to do so in 2017.</li></ul>				
RT	70		<b>JA'WUAN JAMES   6-6   312   TENNESSEE</b> <ul style="list-style-type: none"><li>• <b>LAST GAME:</b> vs. Oak. (9/23): Started at right tackle</li><li>• Has allowed just 2 sacks in his past 21 regular season games.</li><li>• Has blocked for 5 individual 100-yard rushing performances and 3 individual 200-yard rushing performances since 2016.</li><li>• Was a 1st-round pick (19th overall) by Miami in the 2014 NFL draft.</li></ul>	C	66	
		<ul style="list-style-type: none"><li>• Has allowed just 2 sacks in his past 21 regular season games.</li><li>• Has blocked for 5 individual 100-yard rushing performances and 3 individual 200-yard rushing performances since 2016.</li><li>• Was a 1st-round pick (19th overall) by Miami in the 2014 NFL draft.</li></ul>				
			<b>TRAVIS SWANSON   6-5   304</b> <ul style="list-style-type: none"><li>• Played in 53 career games with 42 starts.</li><li>• Has committed just 8 career penalties despite starting 42 games.</li><li>• Signed by Miami on Sept. 11, 2018.</li></ul>			



## PROJECTED CONTRIBUTORS: DEFENSE

DE 91		<b>CAMERON WAKE   6-3   263   PENN STATE</b> <ul style="list-style-type: none"> <li><b>LAST GAME:</b> vs. Oak. (9/23): 3 tackles (1 solo), 1 sack, 2 QBH.</li> <li>2nd among all undrafted players in career sacks (93.0).</li> <li>Since Week 6 of 2016, when he was re-inserted to the starting lineup following Achilles surgery, he is tied for 4th in the NFL in sacks (22.0).</li> <li>5-time Pro Bowl selection (2010, 2012-14, 2016).</li> </ul>	
DT 97		<b>JORDAN PHILLIPS   6-6   341   OKLAHOMA</b> <ul style="list-style-type: none"> <li><b>LAST GAME:</b> vs. Oak. (9/23): 2 solo tackles, 1 QBH.</li> <li>Has 3 sacks, 7 QBH, 5 TFL and 3 passes defended in his past 9 games.</li> <li>Recorded sacks in Weeks 13 and 14 of 2017, the first 2-game sack streak of his career.</li> </ul>	
DT 93		<b>AKEEM SPENCE   6-1   307   ILLINOIS</b> <ul style="list-style-type: none"> <li><b>LAST GAME:</b> vs. Oak. (9/23): 1 assisted tackle.</li> <li>Has recorded at least 1 tackle in 7 straight games.</li> <li>Has played in 35 consecutive games.</li> <li>Has played in 75 career games with 44 starts.</li> <li>Traded from Detroit to Miami on May 3, 2018.</li> </ul>	
DE 94		<b>ROBERT QUINN   6-4   257   NORTH CAROLINA</b> <ul style="list-style-type: none"> <li><b>LAST GAME:</b> vs. Oak. (9/23): 3 tackles (2 solo), 1 QBH.</li> <li>Is 8th in the NFL in sacks since 2012 (58.5).</li> <li>Tied for 3rd in Rams history with 62.5 sacks.</li> <li>2-time Pro Bowl selection (2013-14).</li> <li>Traded from the L.A. Rams to Miami on March 14, 2018.</li> </ul>	
LB 47		<b>KIKO ALONSO   6-3   239   OREGON</b> <ul style="list-style-type: none"> <li><b>LAST GAME:</b> vs. Oak. (9/23): 15 tackles (7 solo).</li> <li>Played in 61 career games with 51 starts.</li> <li>Set career highs with 13 solo tackles and 2 forced fumbles in win at N.Y. Jets in Week 2.</li> <li>Is 2nd in the NFL this season with 34 tackles (26 solo).</li> </ul>	
LB 52		<b>RAEKWON McMILLAN   6-2   248   OHIO STATE</b> <ul style="list-style-type: none"> <li><b>LAST GAME:</b> vs. Oak. (9/23): 4 tackles (2 solo).</li> <li>Has recorded at least 3 tackles in all 3 of his NFL games.</li> <li>Made his NFL debut in Week 1 vs. Tennessee.</li> <li>Missed entire 2017 season with an ACL injury.</li> <li>2nd-round pick (54th overall) by Miami in the 2017 NFL draft.</li> </ul>	
LB 55		<b>JEROME BAKER   6-2   215   OHIO STATE</b> <ul style="list-style-type: none"> <li><b>LAST GAME:</b> vs. Oak. (9/23): 9 tackles (7 solo).</li> <li>Recorded 9 tackles (7 solo) in Week 3 vs. Oakland.</li> <li>Made his NFL debut in Week 1 vs. Tennessee.</li> <li>3rd-round pick (73rd overall) by Miami in the 2018 NFL draft.</li> <li>2-time All-Big Ten honorable mention selection (2016-17).</li> </ul>	
CB 25		<b>XAVIEN HOWARD   6-1   192   BAYLOR</b> <ul style="list-style-type: none"> <li><b>LAST GAME:</b> vs. Oak. (9/23): 1 solo tackle, 2 INT, 3 PD.</li> <li>Leads the NFL with seven interceptions in the past eight regular-season weeks, dating back to 2017.</li> <li>Is only cornerback in team history with back-to-back multiple INT games (Dec. 3 – Dec. 11, 2017).</li> </ul>	
CB 28		<b>BOBBY MCCAIN   5-11   192   MEMPHIS</b> <ul style="list-style-type: none"> <li><b>LAST GAME:</b> vs. Oak. (9/23): 8 tackles (5 solo), 1 PD.</li> <li>Had 2 INTs in 2017: one off Tom Brady (Week 12) and the other off Josh McCown (Week 7) to set up game-winning field goal.</li> <li>Played in all 51 games of his NFL career with 22 starts.</li> <li>Primarily played nickel/slot cornerback from 2015-17.</li> </ul>	
S 20		<b>RESHAD JONES   6-1   215   GEORGIA</b> <ul style="list-style-type: none"> <li><b>LAST GAME:</b> vs. Oak. (9/23): Inactive due to injury.</li> <li>Became 1st Dolphins safety since 2004 with 2+ interceptions in a game after he picked off two passes in Week 1 vs. Tennessee.</li> <li>Led all NFL safeties with 122 tackles (94 solo) in 2017.</li> <li>2-time Pro Bowl selection (2015, 2017).</li> </ul>	
S 22		<b>T.J. McDONALD   6-2   223   USC</b> <ul style="list-style-type: none"> <li><b>LAST GAME:</b> vs. Oak. (9/23): 7 tackles (3 solo), 1 PD.</li> <li>Has started 64 career games.</li> <li>Totalled 341 tackles (257 solo), 5 sacks, 6 interceptions, 22 passes defended, 1 forced fumble and 2 fumble recoveries in his career.</li> <li>Signed with Miami on March 31, 2017.</li> </ul>	
		<b>WILLIAM HAYES   6-3   265</b> <ul style="list-style-type: none"> <li>Ranks among the top 25 active NFL d-linemen in several career stats: stuffs (7th/49.5), games played (12th/137), tackles (18th/336) and sacks (28th/37.5).</li> <li>Played in 136 career games with 46 starts.</li> </ul>	
		<b>CHARLES HARRIS   6-3   250</b> <ul style="list-style-type: none"> <li>Drew 4 holding penalties last year.</li> <li>Played in all 19 games of his NFL career.</li> <li>1st-round pick (22nd overall) by Miami in the 2017 NFL draft.</li> </ul>	
		<b>ANDRE BRANCH   6-5   263</b> <ul style="list-style-type: none"> <li>Has 64 tackles (36 solo), 9 sacks, 17 QBHs, 1 FF and 11 TFLs since Week 6 of 2016.</li> <li>Tied for 2nd on the team with 4.5 sacks in 2017.</li> <li>Played in 83 career games with 37 starts.</li> </ul>	
		<b>DAVON GODCHAUX   6-3   315</b> <ul style="list-style-type: none"> <li>His 40 tackles (26 solo) in 2017 were 3rd-most in the NFL among rookie defensive linemen.</li> <li>Played in 15 games with 5 starts as a rookie in 2017.</li> <li>5th-round pick (178th overall) by Miami in 2017.</li> </ul>	
		<b>VINCENT TAYLOR   6-3   306</b> <ul style="list-style-type: none"> <li>Posted 1st career sack and a career-high 7 tackles in Week 3 vs. Oakland.</li> <li>Blocked two field goals as a rookie in 2017.</li> <li>6th-round pick (194th overall) by Miami in 2017.</li> </ul>	
		<b>CHASE ALLEN   6-3   250</b> <ul style="list-style-type: none"> <li>Became the 1st Dolphins rookie free agent to start a season opener since 1970 (LB Doug Swift) and 1 of 3 to start season openers in the NFL in 2017.</li> <li>Played all 19 games of his NFL career.</li> </ul>	
		<b>TORREY MCTYER   5-11   188</b> <ul style="list-style-type: none"> <li>Saw first extended action on defense last week vs. Oakland.</li> <li>Made his NFL debut on Oct. 22, 2017 vs. the N.Y. Jets.</li> <li>Signed by Miami as an undrafted college free agent on May 5, 2017.</li> </ul>	
		<b>MINKAH FITZPATRICK   6-1   202</b> <ul style="list-style-type: none"> <li>Made NFL debut in Week 1 and first NFL start in Week 3.</li> <li>Became the 3rd player in history to win the Chuck Bednarik (nation's top defensive player) and Jim Thorpe (nation's top DB) Awards.</li> <li>1st-round pick (11th overall) by Miami in 2018.</li> </ul>	





## 2018 MIAMI DOLPHINS TRANSACTIONS

\*as of Sept. 25, 2018

DATE	POS.	PLAYER/COACH	TRANSACTION	DATE	POS.	PLAYER/COACH	TRANSACTION
Jan. 1	CB	Taveze Calhoun	Signed to futures contract	April 28	RB	Kalen Ballage	Selected in NFL draft – D4b, '18
Jan. 1	QB	Brandon Doughty	Signed to futures contract	April 28	CB	Cornell Armstrong	Selected in NFL draft – D6, '18
Jan. 1	T	Sean Hickey	Signed to futures contract	April 28	LB	Quentin Poling	Selected in NFL draft – D7a, '18
Jan. 1	CB	Tracy Howard	Signed to futures contract	April 28	K	Jason Sanders	Selected in NFL draft – D7b, '18
Jan. 1	WR	Malcolm Lewis	Signed to futures contract	May 3	DT	Akeem Spence	Acquired by Miami in trade (Det.)
Jan. 1	WR	Drew Morgan	Signed to futures contract	May 4	QB	Bryce Petty	Acquired from waivers (NYJ)
Jan. 1	RB	Brandon Radcliff	Signed to futures contract	May 10	CB	Tracy Howard	Waived/Failed Physical
Jan. 1	DE	Jonathan Woodard	Signed to futures contract	May 10	CB	Johnathan Alston	Signed as undrafted college FA
Jan. 4	WR	Francis Owusu	Signed to futures contract	May 10	LB	Cayson Collins	Signed as undrafted college FA
Jan. 19		Dowell Loggains	Named Offensive Coordinator	May 10	CB	Jalen Davis	Signed as undrafted college FA
Jan. 19		Jeremiah Washburn	Named Offensive Line Coach	May 10	LS	Lucas Gravelle	Signed as undrafted college FA
Jan. 19		Shawn Jefferson	Promoted to Asst. Head Coach/ Offense	May 10	C	Connor Hilland	Signed as undrafted college FA
Jan. 19		Ben Johnson	Promoted to Wide Receivers Coach	May 10	RB	Buddy Howell	Signed as undrafted college FA
Jan. 31		Eric Stutesville	Named Run Game Coordinator/ Running Backs Coach	May 10	K	Greg Joseph	Signed as undrafted college FA
Jan. 31		Kris Kocurek	Named Defensive Line Coach	May 10	DE	Claudy Mathieu	Signed as undrafted college FA
Jan. 31		Tony Oden	Named Defensive Backs Coach	May 10	LB	Mike McCray	Signed as undrafted college FA
Feb. 9		Renaldo Hill	Named Asst. Defensive Backs Coach	May 10	DT	Anthony Moten	Signed as undrafted college FA
Feb. 20	WR	Jarvis Landry	Placed Franchise Tag	May 10	DE	Quincy Redmon	Signed as undrafted college FA
March 9	WR	Jarvis Landry	Signed Franchise Tag	May 10	T	David Steinmetz	Signed as undrafted college FA
March 13	LB	Lawrence Timmons	Released	May 25	C	Mike Matthews	Signed as FA
March 14	C	Jake Brendel	Placed Exclusive Rights Tender	May 29	T	Sean Hickey	Waived
March 14	LB	Mike Hull	Placed Exclusive Rights Tender	June 1	CB	Bobby McCain	Signed Contract Extension
March 14	CB/S	Jordan Lucas	Placed Exclusive Rights Tender	June 1	S	Minkah Fitzpatrick	Signed (D1, '18)
March 14	DE	Robert Quinn	Acquired by Miami in trade (LAR)	June 1	CB	Cornell Armstrong	Signed (D6, '18)
March 14	WR	Jarvis Landry	Traded (Cle.)	June 1	LB	Quentin Poling	Signed (D7a, '18)
March 14	DT	Ndamukong Suh	Released	June 1	K	Jason Sanders	Signed (D7b, '18)
March 14	TE	Julius Thomas	Released	June 6	LB	Jerome Baker	Signed (D3, '18)
March 15	C	Daniel Kilgore	Acquired by Miami in trade (SF)	June 6	TE	Durham Smythe	Signed (D4a, '18)
March 15	WR	Danny Amendola	Signed as UFA (NE)	June 6	RB	Kalen Ballage	Signed (D4b, '18)
March 15	WR	Albert Wilson	Signed as UFA (KC)	June 18	TE	Mike Gesicki	Signed (D2, '18)
March 15	CB/S	Walt Aikens	Re-Signed	July 24	LB	Mike McCray	Retired
March 15	LS	John Denney	Re-Signed	July 24	LB	Frank Ginda	Signed as FA
March 15	C	Mike Pouncey	Released	Aug. 6	RB	Jeremy Langford	Signed as FA
March 16	G	Josh Sitton	Signed as UFA (Chi.)	Aug. 14	DT	Gabe Wright	Waived
March 16	QB	David Fales	Re-Signed	Aug. 14	DL	Kendall Langford	Signed as FA
March 21	CB/S	Jordan Lucas	Signed Exclusive Rights Tender	Aug. 31	CB/S	Jordan Lucas	Traded (KC)
March 22	DE	William Hayes	Re-Signed	Sept. 1	CB	Johnathan Alston	Waived
March 23	RB	Frank Gore	Signed as UFA (Ind.)	Sept. 1	G	Isaac Asiata	Waived
March 23	T	Sam Young	Re-Signed	Sept. 1	CB	Taveze Calhoun	Waived
March 23	QB	Brock Osweiler	Signed as UFA (Den.)	Sept. 1	WR	Leonte Carroo	Waived
April 4	T	Roubbens Joseph	Signed as FA	Sept. 1	LB	Cayson Collins	Waived
April 4	QB	Brandon Doughty	Waived	Sept. 1	CB	Jalen Davis	Waived
April 4	C	Jake Brendel	Signed Exclusive Rights Tender	Sept. 1	TE	Thomas Duarte	Waived
April 11	LB	Terence Garvin	Signed as UFA (Sea.)	Sept. 1	S	Trae Elston	Waived
April 16	TE	Gavin Escobar	Signed as FA	Sept. 1	WR	Isaiah Ford	Waived
April 16	LB	Mike Hull	Signed Exclusive Rights Tender	Sept. 1	LB	Frank Ginda	Waived
April 24	WR	DeVante Parker	Team exercises fifth-year option	Sept. 1	LS	Lucas Gravelle	Waived
April 26	S	Minkah Fitzpatrick	Selected in NFL draft – D1, '18	Sept. 1	C	Connor Hilland	Waived
April 27	TE	Mike Gesicki	Selected in NFL draft – D2, '18	Sept. 1	RB	Buddy Howell	Waived
April 27	LB	Jerome Baker	Selected in NFL draft – D3, '18	Sept. 1	K	Greg Joseph	Waived
April 28	TE	Durham Smythe	Selected in NFL draft – D4a, '18	Sept. 1	T	Roubbens Joseph	Waived





## 2018 MIAMI DOLPHINS TRANSACTIONS

\*as of Sept. 25, 2018

DATE	POS.	PLAYER/COACH	TRANSACTION	DATE	POS.	PLAYER/COACH	TRANSACTION
Sept. 1	RB	Jeremy Langford	Waived	Sept. 5	S	Maurice Smith	Signed to practice squad
Sept. 1	WR	Malcolm Lewis	Waived	Sept. 5	RB	Jeremy Langford	Released from practice squad
Sept. 1	CB	Tony Lippett	Waived	Sept. 6	TE	MarQueis Gray	Placed on Reserve/Injured List
Sept. 1	DE	Cameron Malveaux	Waived	Sept. 6	TE	Gavin Escobar	Signed as FA
Sept. 1	DE	Claudy Mathieu	Waived	Sept. 11	C	Travis Swanson	Signed as FA
Sept. 1	C	Mike Matthews	Waived	Sept. 11	TE	Gavin Escobar	Released
Sept. 1	WR	Drew Morgan	Waived	Sept. 11	DE	Cameron Malveaux	Released from practice squad
Sept. 1	DT	Anthony Moten	Waived	Sept. 11	LS	Lucas Gravelle	Signed to practice squad
Sept. 1	WR	Francis Owusu	Waived	Sept. 14	G	Josh Sitton	Placed on Reserve/Injured List
Sept. 1	DT	Jamiyus Pittman	Waived	Sept. 18	S	Maurice Smith	Promoted to active roster
Sept. 1	LB	Quentin Poling	Waived	Sept. 19	TE	Nick O'Leary	Signed to practice squad
Sept. 1	RB	Brandon Radcliff	Waived				
Sept. 1	T	Eric Smith	Waived				
Sept. 1	T	David Steinmetz	Waived				
Sept. 1	DE	Jonathan Woodard	Waived				
Sept. 1	QB	Bryce Petty	Waived/Injured				
Sept. 1	DE	Quincy Redmon	Waived/Injured				
Sept. 1	WR	Rashawn Scott	Waived/Injured				
Sept. 1	TE	Gavin Escobar	Released				
Sept. 1	LB	Terence Garvin	Released				
Sept. 1	DL	Kendall Langford	Released				
Sept. 2	QB	Luke Falk	Acquired from waivers (Ten.)				
Sept. 2	WR	Tanner McEvoy	Acquired from waivers (NO)				
Sept. 2	T	Sam Young	Released				
Sept. 2	LS	John Denney	Released				
Sept. 3	LS	John Denney	Signed as FA				
Sept. 3	C	Jake Brendel	Placed on Reserve/Injured List				
Sept. 3	LB	Mike Hull	Placed on Reserve/Injured List				
Sept. 3	C	Travis Swanson	Signed as FA				
Sept. 3	G	Isaac Asiata	Signed to practice squad				
Sept. 3	WR	Leonte Carroo	Signed to practice squad				
Sept. 3	CB	Jalen Davis	Signed to practice squad				
Sept. 3	WR	Isaiah Ford	Signed to practice squad				
Sept. 3	C	Connor Hilland	Signed to practice squad				
Sept. 3	RB	Jeremy Langford	Signed to practice squad				
Sept. 3	DE	Cameron Malveaux	Signed to practice squad				
Sept. 3	DT	Jamiyus Pittman	Signed to practice squad				
Sept. 3	LB	Quentin Poling	Signed to practice squad				
Sept. 3	DE	Jonathan Woodard	Signed to practice squad				
Sept. 3	S	Maurice Smith	Waived				
Sept. 4	T	Sam Young	Signed as FA				
Sept. 5	RB	Brandon Bolden	Signed as FA				
Sept. 5	C	Travis Swanson	Released				

### PRONUNCIATION GUIDE

PLAYER	PHONETICALLY	PLAYER	PHONETICALLY	COACH/STAFF	PHONETICALLY
LB Stephone Anthony	steh-FAHN	CB Xavien Howard	EX-ay-vee-n	Joe Cimino	Chu-MEAN-oh
RB Kalen Ballage	KAY-lun buh-LODGE	RB Seniorise Perry	Suh-nah-riss	Josh Grizzard	Grizz-ARD
TE Mike Gesicki	guh-sick-EE	G Josh Sitton	SITT-en	Naohisa Inoue	Now-HE-Sa, IN-ew-way
DT Davon Godchaux	Duh-VAHN GOD-chaw	T Zach Sterup	STIR-up	Kris Kocurek	KO-SIR-ick
TE MarQueis Gray	Mar-KWEES	CB Cordrea Tankersley	coh-DRAY	Chris Kuper	KOO-pehr
P Matt Haack	HAWK	G/T Laremy Tunsil	LAIR-uh-mee TUHN-suhl	Dowell Loggains	dowel LOG-ins
				Marwan Maalouf	mah-LOOF
				Dave Puloka	Puh-LOH-kuh



## 2018 MIAMI DOLPHINS NUMERICAL ROSTER

\*as of Sept. 25, 2018

NO.	NAME	POS.	HT.	WT.	BIRTHDATE	EXP.	COLLEGE	HOMETOWN	HOW ACQ.
2	Matt Haack	P	6-0	202	7/25/94	2	Arizona State '17	West Des Moines, Iowa	FA, '17
4	Luke Falk	QB	6-4	215	12/28/94	R	Washington State '18	Logan, Utah	Wai., '18 (Ten.)
7	Jason Sanders	K	5-11	186	11/16/95	R	New Mexico '18	Orange, Calif.	D7b, '18
8	Brock Osweiler	QB	6-7	240	11/22/90	7	Arizona State '12	Kalispell, Mont.	UFA, '18 (Den.)
9	David Fales	QB	6-2	213	10/4/90	4	San Jose State '14	Salinas, Calif.	FA, '17
10	Kenny Stills	WR	6-1	202	4/22/92	6	Oklahoma '13	San Diego, Calif.	T, '15 (N.O.)
11	DeVante Parker	WR	6-3	216	1/20/93	4	Louisville '15	Louisville, Ky.	D1, '15
15	Albert Wilson	WR	5-9	186	7/12/92	5	Georgia State '14	Fort Pierce, Fla.	UFA, '18 (KC)
16	Tanner McEvoy	WR	6-6	230	1/26/93	3	Wisconsin '16	Hillsdale, N.J.	Wai., '18 (NO)
17	Ryan Tannehill	QB	6-4	207	7/27/88	7	Texas A&M '12	Big Spring, Texas	D1, '12
19	Jakeem Grant	WR	5-7	169	10/30/92	3	Texas Tech '16	Dallas, Texas	D6a, '16
20	Reshad Jones	S	6-1	215	2/25/88	9	Georgia '10	Atlanta, Ga.	D5b, '10
21	Frank Gore	RB	5-9	212	5/14/83	14	Miami (FL) '05	Coral Gables, Fla.	UFA, '18 (Ind.)
22	T.J. McDonald	S	6-2	223	1/26/91	6	USC '13	Fresno, Calif.	UFA, '17 (LAR)
23	Cordrea Tankersley	CB	6-1	200	11/19/93	2	Clemson '17	Beech Island, S.C.	D3, '17
24	Torry McTyer	CB	5-11	188	4/10/95	2	UNLV '17	Los Angeles, Calif.	FA, '17
25	Xavien Howard	CB	6-1	192	7/4/93	3	Baylor '16	Houston, Texas	D2, '16
26	Maurice Smith	S	6-0	194	6/14/95	2	Georgia '17	Missouri City, Texas	FA, '17
27	Kalen Ballage	RB	6-2	237	12/22/95	R	Arizona State '18	Denver, Colo.	D4b, '18
28	Bobby McCain	CB	5-11	192	8/18/93	4	Memphis '15	Oxford, Ala.	D5a, '15
29	Minkah Fitzpatrick	S	6-1	202	11/17/96	R	Alabama '18	Old Bridge, N.J.	D1, '18
31	Cornell Armstrong	CB	6-0	185	9/22/95	R	Southern Miss '18	Bassfield, Miss.	D6, '18
32	Kenyan Drake	RB	6-1	211	1/26/94	3	Alabama '16	Marietta, Ga.	D3a, '16
34	Senorise Perry	RB	6-0	210	9/19/91	4	Louisville '14	Summersville, Ga.	FA, '16
35	Walt Aikens	CB/S	6-1	208	6/19/91	5	Liberty '14	Charlotte, N.C.	D4, '14
38	Brandon Bolden	RB	5-11	220	1/26/90	7	Mississippi '12	Baton Rouge, La.	FA, '18
44	Stephone Anthony	LB	6-3	245	7/28/92	4	Clemson '15	Polkton, N.C.	T, '17 (NO)
47	Kiko Alonso	LB	6-3	239	8/14/90	6	Oregon '13	Los Gatos, Calif.	T, '16 (Phi.)
50	Andre Branch	DE	6-5	265	7/14/89	7	Clemson '12	Richmond, Va.	UFA, '16 (Jax.)
52	Raekwon McMillan	LB	6-2	248	11/17/95	2	Ohio State '17	Hinesville, Ga.	D2, '17
55	Jerome Baker	LB	6-2	215	12/25/96	R	Ohio State '18	Cleveland, Ohio	D3, '18
56	Davon Godchaux	DT	6-3	315	11/11/94	2	LSU '17	Plaquemine, La.	D5b, '17
59	Chase Allen	LB	6-3	250	8/29/93	2	Southern Illinois '17	Belleville, Ill.	FA, '17
62	Ted Larsen	C/G	6-3	323	6/13/87	9	NC State '10	Palm Harbor, Fla.	UFA, '17 (Chi.)
66	Travis Swanson	C	6-5	304	1/30/91	5	Arkansas '14	Houston, Texas	FA, '18
67	Daniel Kilgore	C	6-3	291	12/18/87	8	Appalachian State '08	Kingsport, Tenn.	T, '18 (SF)
70	Ja'Wuan James	T	6-6	312	6/3/92	5	Tennessee '14	Suwanee, Ga.	D1, '14
74	Zach Sterup	T	6-9	327	5/14/92	2	Nebraska '15	Hastings, Neb.	FA, '17
77	Jesse Davis	G/T	6-6	325	9/15/91	2	Idaho '16	Asotin, Wash.	FA, '17
78	Laremy Tunsil	T	6-5	318	8/2/94	3	Mississippi '16	Lake City, Fla.	D1, '16
79	Sam Young	T	6-8	302	6/24/87	9	Notre Dame '10	Coral Springs, Fla.	UFA, '16 (Jax.)
80	Danny Amendola	WR	5-11	190	11/2/85	10	Texas Tech '08	The Woodlands, Texas	UFA, '18 (NE)
81	Durham Smythe	TE	6-6	248	8/9/95	R	Notre Dame '18	Belton, Texas	D4a, '18
85	A.J. Derby	TE	6-5	240	9/20/91	4	Arkansas '15	Iowa City, Iowa	Wai., '17 (Den.)
86	Mike Gesicki	TE	6-6	245	10/3/95	R	Penn State '18	Manahawkin, N.J.	D2, '18
90	Charles Harris	DE	6-3	250	3/6/95	2	Missouri '17	Kansas City, Mo.	D1, '17
91	Cameron Wake	DE	6-3	263	1/30/82	10	Penn State '05	Hyattsville, Md.	FA, '09
92	John Denney	LS	6-5	242	12/13/78	14	Brigham Young '05	Thornton, Colo.	FA, '05
93	Akeem Spence	DT	6-1	307	11/29/91	6	Illinois '13	Fort Walton Beach, Fla.	T, '18 (Det.)
94	Robert Quinn	DE	6-4	257	5/18/90	8	North Carolina '11	Ladson, S.C.	T, '18 (LAR)
95	William Hayes	DE	6-3	265	5/2/85	11	Winston-Salem St. '08	High Point, N.C.	T, '17 (LAR)
96	Vincent Taylor	DT	6-3	306	1/5/94	2	Oklahoma State '17	New Orleans, La.	D6, '17
97	Jordan Phillips	DT	6-6	341	9/21/92	4	Oklahoma '15	Wichita, Kan.	D2, '15

### RESERVE/INJURED

45	Mike Hull	LB	6-0	235	5/25/91	3	Penn State '15	Cononsburg, Pa.	FA, '15
48	MarQueis Gray	TE	6-4	263	11/7/89	6	Minnesota '13	Indianapolis, Ind.	FA, '16
64	Jake Brendel	C	6-4	299	9/10/92	3	UCLA '16	Plano, Texas	FA, '16
71	Josh Sitton	G	6-3	320	6/16/86	11	UCF '08	Pensacola, Fla.	UFA, '18 (Chi.)

### PRACTICE SQUAD

1	Jalen Davis	CB	5-10	185	2/2/96	R	Utah State '18	La Mesa, Calif.	FA, '18
49	Lucas Gravelle	LS	6-0	239	7/28/95	R	TCU '18	Niagara Falls, N.Y.	FA, '18
51	Quentin Poling	LB	6-1	235	8/17/94	R	Ohio '18	Gomer, Ohio	D7a, '18
61	Connor Hilland	C	6-4	298	6/18/95	R	William & Mary '18	Stafford, Va.	FA, '18
65	Jammyus Pittman	DT	6-2	319	10/23/94	R	Central Florida '18	Moultrie, Ga.	FA, '18
68	Isaac Asiata	G	6-3	345	12/29/92	2	Utah '17	Spanish Fork, Utah	D5a, '17
76	Jonathan Woodard	DE	6-6	271	9/19/93	1	Central Arkansas '16	Brentwood, Tenn.	FA, '17
83	Nick O'Leary	TE	6-3	252	8/31/92	3	Florida State '15	Palm Beach, Fla.	FA, '18
84	Isaiah Ford	WR	6-2	189	2/9/96	2	Virginia Tech '17	Jacksonville, Fla.	D7, '17
88	Leonte Carroo	WR	6-1	215	1/24/94	3	Rutgers '16	Edison, N.J.	D3b, '16



## 2018 MIAMI DOLPHINS ALPHABETICAL ROSTER

\*as of Sept. 25, 2018

NO.	NAME	POS.	HT.	WT.	BIRTHDATE	EXP.	COLLEGE	HOMETOWN	HOW ACQ.
35	Aikens, Walt	CB/S	6-1	208	6/19/91	5	Liberty '14	Charlotte, N.C.	D4, '14
59	Allen, Chase	LB	6-3	250	8/29/93	2	Southern Illinois '17	Bellevue, Ill.	FA, '17
47	Alonso, Kiko	LB	6-3	239	8/14/90	6	Oregon '13	Los Gatos, Calif.	T, '16 (Phi.)
80	Amendola, Danny	WR	5-11	190	11/2/85	10	Texas Tech '08	The Woodlands, Texas	UFA, '18 (NE)
44	Anthony, Stephone	LB	6-3	245	7/28/92	4	Clemson '15	Polkton, N.C.	T, '17 (NO)
31	Armstrong, Cornell	CB	6-0	185	9/22/95	R	Southern Miss '18	Bassfield, Miss.	D6, '18
55	Baker, Jerome	LB	6-2	215	12/25/96	R	Ohio State '18	Cleveland, Ohio	D3, '18
27	Ballage, Kalen	RB	6-2	237	12/22/95	R	Arizona State '18	Denver, Colo.	D4b, '18
38	Bolden, Brandon	RB	5-11	220	1/26/90	7	Mississippi '12	Baton Rouge, La.	FA, '18
50	Branch, Andre	DE	6-5	263	7/14/89	7	Clemson '12	Richmond, Va.	UFA, '16 (Jax.)
77	Davis, Jesse	G/T	6-6	325	9/15/91	2	Idaho '16	Asotin, Wash.	FA, '17
92	Denney, John	LS	6-5	242	12/13/78	14	Brigham Young '05	Thornton, Colo.	FA, '05
85	Derby, A.J.	TE	6-5	240	9/20/91	3	Arkansas '15	Iowa City, Iowa	Wai., '17 (Den.)
32	Drake, Kenyan	RB	6-1	211	1/26/94	3	Alabama '16	Marietta, Ga.	D3a, '16
9	Fales, David	QB	6-2	213	10/4/90	4	San Jose State '14	Salinas, Calif.	FA, '17
4	Falk, Luke	QB	6-4	215	12/28/94	R	Washington State '18	Logan, Utah	Wai., '18 (Ten.)
29	Fitzpatrick, Minkah	S	6-1	202	11/17/96	R	Alabama '18	Old Bridge, N.J.	D1, '18
86	Gesicki, Mike	TE	6-6	245	10/3/95	R	Penn State '18	Manahawkin, N.J.	D2, '18
56	Godchaux, Davon	DT	6-3	315	11/11/94	2	LSU '17	Plaquemine, La.	D5b, '17
21	Gore, Frank	RB	5-9	212	5/14/83	14	Miami (FL) '05	Coral Gables, Fla.	UFA, '18 (Ind.)
19	Grant, Jakeem	WR	5-7	169	10/30/92	3	Texas Tech '16	Dallas, Texas	D6a, '16
2	Haack, Matt	P	6-0	202	7/25/94	2	Arizona State '17	West Des Moines, Iowa	FA, '17
90	Harris, Charles	DE	6-3	250	3/6/95	2	Missouri '17	Kansas City, Mo.	D1, '17
95	Hayes, William	DE	6-3	265	5/2/85	11	Winston-Salem St. '08	High Point, N.C.	T, '17 (LAR)
25	Howard, Xavien	CB	6-1	192	7/4/93	3	Baylor '16	Houston, Texas	D2, '16
70	James, Ja'Wuan	T	6-6	312	6/3/92	5	Tennessee '14	Suwanee, Ga.	D1, '14
2	Jones, Reshad	S	6-1	215	2/25/88	9	Georgia '10	Atlanta, Ga.	D5b, '10
67	Kilgore, Daniel	C	6-3	291	12/18/87	8	Appalachian State '08	Kingsport, Tenn.	T, '18 (SF)
62	Larsen, Ted	C/G	6-3	323	6/13/87	9	NC State '10	Palm Harbor, Fla.	UFA, '17 (Chi.)
28	McCain, Bobby	CB	5-11	192	8/18/93	4	Memphis '15	Oxford, Ala.	D5a, '15
22	McDonald, T.J.	S	6-2	223	1/26/91	6	USC '13	Fresno, Calif.	UFA, '17 (LAR)
16	McEvoy, Tanner	WR	6-6	230	1/26/93	3	Wisconsin '16	Hillsdale, N.J.	Wai., '18 (NO)
52	McMillan, Raekwon	LB	6-2	248	11/17/95	2	Ohio State '17	Hinesville, Ga.	D2, '17
24	McTyer, Torry	CB	5-11	188	4/10/95	2	UNLV '17	Los Angeles, Calif.	FA, '17
8	Oswieiler, Brock	QB	6-7	240	11/22/90	7	Arizona State '12	Kalispell, Mont.	UFA, '18 (Den.)
11	Parker, DeVante	WR	6-3	216	1/20/93	4	Louisville '15	Louisville, Ky.	D1, '15
34	Perry, Senorise	RB	6-0	210	9/19/91	4	Louisville '14	Summerville, Ga.	FA, '16
97	Phillips, Jordan	DT	6-6	341	9/21/92	4	Oklahoma '15	Wichita, Kan.	D2, '15
94	Quinn, Robert	DE	6-4	257	5/18/90	8	North Carolina '11	Ladson, S.C.	T, '18 (LAR)
7	Sanders, Jason	K	5-11	186	11/16/95	R	New Mexico '18	Orange, Calif.	D7b, '18
26	Smith, Maurice	S	6-0	194	6/14/95	2	Georgia '17	Missouri City, Texas	FA, '17
81	Smythe, Durham	TE	6-6	248	8/9/95	R	Notre Dame '18	Belton, Texas	D4a, '18
93	Spence, Akeem	DT	6-1	307	11/29/91	6	Illinois '13	Fort Walton Beach, Fla.	T, '18 (Det.)
74	Sterup, Zach	T	6-9	327	5/14/92	2	Nebraska '15	Hastings, Neb.	FA, '17
10	Stills, Kenny	WR	6-1	202	4/22/92	6	Oklahoma '13	San Diego, Calif.	T, '15 (N.O.)
66	Swanson, Travis	C	6-5	304	1/30/91	5	Arkansas '14	Houston, Texas	FA, '18
23	Tankersley, Cordrea	CB	6-1	200	11/19/93	2	Clemson '17	Beech Island, S.C.	D3, '17
17	Tannehill, Ryan	QB	6-4	207	7/27/88	7	Texas A&M '12	Big Spring, Texas	D1, '12
96	Taylor, Vincent	DT	6-3	306	1/5/94	2	Oklahoma State '17	New Orleans, La.	D6, '17
78	Tunsil, Laremy	T	6-5	318	8/2/94	3	Mississippi '16	Lake City, Fla.	D1, '16
91	Wake, Cameron	DE	6-3	263	1/30/82	10	Penn State '05	Hyattsville, Md.	FA, '09
15	Wilson, Albert	WR	5-9	186	7/12/92	5	Georgia State '14	Fort Pierce, Fla.	UFA, '18 (KC)
79	Young, Sam	T	6-8	302	6/24/87	9	Notre Dame '10	Coral Springs, Fla.	UFA, '16 (Jax.)

### RESERVE/INJURED

64	Brendel, Jake	C	6-4	299	9/10/92	3	UCLA '16	Plano, Texas	FA, '16
48	Gray, MarQueis	TE	6-4	260	11/7/89	6	Minnesota '13	Indianapolis, Ind.	FA, '16
45	Hull, Mike	LB	6-0	235	5/25/91	3	Penn State '15	Cononsburg, Pa.	FA, '15
71	Sitton, Josh	G	6-3	320	6/16/86	11	UCF '08	Pensacola, Fla.	UFA, '18 (Chi.)

### PRACTICE SQUAD

68	Asiata, Isaac	G	6-3	345	12/29/92	2	Utah '17	Spanish Fork, Utah	D5a, '17
88	Carroo, Leonte	WR	6-1	215	1/24/94	3	Rutgers '16	Edison, N.J.	D3b, '16
1	Davis, Jalen	CB	5-10	185	2/2/96	R	Utah State '18	La Mesa, Calif.	FA, '18
84	Ford, Isaiah	WR	6-2	189	2/9/96	2	Virginia Tech '17	Jacksonville, Fla.	D7, '17
49	Gravelle, Lucas	LS	6-0	239	7/28/95	R	TCU '18	Niagara Falls, N.Y.	FA, '18
61	Hilland, Connor	C	6-4	298	6/18/95	R	William & Mary '18	Stafford, Va.	FA, '18
83	O'Leary, Nick	TE	6-3	252	8/31/92	3	Florida State '15	Palm Beach, Fla.	FA, '18
65	Pittman, Jamiyus	DT	6-2	319	10/23/94	R	Central Florida '18	Moultrie, Ga.	FA, '18
51	Poling, Quentin	LB	6-1	235	8/17/94	R	Ohio '18	Gomer, Ohio	D7a, '18
76	Woodard, Jonathan	DE	6-6	271	9/19/93	1	Central Arkansas '16	Brentwood, Tenn.	FA, '17



## 2018 MIAMI DOLPHINS POSITIONAL ROSTER

\*as of Sept. 25, 2018

### OFFENSE (26)

#### QUARTERBACKS (4)

NO	NAME	POS	HT	WT	EXP	COLLEGE
4	Falk, Luke	QB	6-4	215	R	Washington St. '18
8	Osweiler, Brock	QB	6-7	240	7	Arizona State '12
9	Fales, David	QB	6-2	213	4	San Jose State '14
17	Tannehill, Ryan	QB	6-4	207	7	Texas A&M '12

#### RUNNING BACKS (5)

NO	NAME	POS	HT	WT	EXP	COLLEGE
21	Gore, Frank	RB	5-9	212	14	Miami (FL) '05
27	Ballage, Kalen	RB	6-2	237	R	Arizona State '18
32	Drake, Kenyan	RB	6-1	211	3	Alabama '16
34	Perry, Jakeem	RB	6-0	210	4	Louisville '14
38	Bolden, Brandon	RB	5-11	220	7	Mississippi '12

#### WIDE RECEIVERS (6)

NO	NAME	POS	HT	WT	EXP	COLLEGE
10	Stills, Kenny	WR	6-1	202	6	Oklahoma '13
11	Parker, DeVante	WR	6-3	216	4	Louisville '15
15	Wilson, Albert	WR	5-9	186	5	Georgia State '14
16	McEvoy, Tanner	WR	6-6	230	3	Wisconsin '16
19	Grant, Jakeem	WR	5-7	169	3	Texas Tech '16
80	Amendola, Danny	WR	5-11	190	10	Texas Tech '08

#### TIGHT ENDS (3)

NO	NAME	POS	HT	WT	EXP	COLLEGE
81	Smythe, Durham	TE	6-6	248	R	Notre Dame '18
85	Derby, A.J.	TE	6-5	240	4	Arkansas '15
86	Gesicki, Mike	TE	6-6	245	R	Penn State '18

#### OFFENSIVE LINEMEN (8)

NO	NAME	POS	HT	WT	EXP	COLLEGE
62	Larsen, Ted	C/G	6-3	323	9	NC State '10
66	Swanson, Travis	C	6-5	304	5	Arkansas '14
67	Kilgore, Daniel	C	6-3	291	8	Appalachian St. '08
70	James, Ja'Wuan	T	6-6	312	5	Tennessee '14
74	Sterup, Zach	T	6-9	327	2	Nebraska '15
77	Davis, Jesse	G/T	6-6	325	2	Idaho '16
78	Tunsil, Laremy	T	6-5	318	3	Mississippi '16
79	Sam Young	T	6-8	302	9	Notre Dame '10

### PRACTICE SQUAD (10)

NO	NAME	POS	HT	WT	EXP	COLLEGE
1	Davis, Jalen	CB	5-10	185	R	Utah State '18
49	Gravelle, Lucas	LS	6-0	239	R	TCU '18
51	Poling, Quentin	LB	6-1	235	R	Ohio '18
61	Hilland, Connor	C	6-4	298	R	William & Mary '18
65	Pittman, Jamiyus	DT	6-2	319	R	UCF '18
68	Asiata, Isaac	G	6-3	345	2	Utah '17
76	Woodard, Jonathan	DE	6-6	271	1	Central Arkansas '16
83	O'Leary, Nick	TE	6-3	252	3	Florida State '15
84	Ford, Isaiah	WR	6-2	189	2	Virginia Tech '17
88	Carroo, Leonte	WR	6-1	215	3	Rutgers '16

### DEFENSE (24)

#### DEFENSIVE LINEMEN (9)

NO	NAME	POS	HT	WT	EXP	COLLEGE
50	Branch, Andre	DE	6-5	263	7	Clemson '12
56	Godchaux, Davon	DT	6-3	315	2	LSU '17
90	Harris, Charles	DE	6-3	250	2	Missouri '17
91	Wake, Cameron	DE	6-3	263	10	Penn State '05
93	Spence, Akeem	DT	6-1	307	6	Illinois '13
94	Quinn, Robert	DE	6-4	257	8	North Carolina '11
95	Hayes, William	DE	6-3	265	11	Winston-Salem St. '08
96	Taylor, Vincent	DT	6-3	306	2	Oklahoma State '17
97	Phillips, Jordan	DT	6-6	341	4	Oklahoma '15

#### LINEBACKERS (5)

NO	NAME	POS	HT	WT	EXP	COLLEGE
44	Anthony, Stephone	LB	6-3	245	4	Clemson '15
47	Alonso, Kiko	LB	6-3	239	6	Oregon '13
52	McMillan, Raekwon	LB	6-2	248	2	Ohio State '17
55	Baker, Jerome	LB	6-2	215	R	Ohio State '18
59	Allen, Chase	LB	6-3	250	2	Southern Illinois '17

#### DEFENSIVE BACKS (10)

NO	NAME	POS	HT	WT	EXP	COLLEGE
20	Jones, Reshad	S	6-1	215	9	Georgia '10
22	McDonald, T.J.	S	6-2	223	6	USC '13
23	Tankersley, Cordrea	CB	6-1	200	2	Clemson '17
24	McTyler, Torry	CB	5-11	188	2	UNLV '17
25	Howard, Xavien	CB	6-1	192	3	Baylor '16
26	Smith, Maurice	S	6-0	194	2	Georgia '17
28	McCain, Bobby	CB	5-11	192	4	Memphis '15
29	Fitzpatrick, Minkah	S	6-1	202	R	Alabama '18
31	Armstrong, Cornell	CB	6-0	185	R	Southern Miss '18
35	Aikens, Walt	CB/S	6-1	208	5	Liberty '14

### SPECIALISTS (3)

NO	NAME	POS	HT	WT	EXP	COLLEGE
2	Haack, Matt	P	6-0	202	2	Arizona State '17
7	Sanders, Jason	K	5-11	186	R	New Mexico '18
92	Denney, John	LS	6-5	242	14	Brigham Young '05

### RESERVE/INJURED (3)

NO	NAME	POS	HT	WT	EXP	COLLEGE
45	Hull, Mike	LB	6-0	235	3	Penn State '15
48	Gray, MarQueis	TE	6-4	263	6	Minnesota '13
64	Brendel, Jake	C	6-4	299	3	UCLA '16
71	Sitton, Josh	G	6-3	320	11	UCF '08



## 2018 MIAMI DOLPHINS – HOW THEY WERE ACQUIRED \*as of Sept. 25, 2018

	DRAFT (23)	TRADES (7)	WAIVERS (3)	FREE AGENTS (19)
2005				LS John Denney
2009				DE Cameron Wake
2010	S Reshad Jones (5b)			
2012	QB Ryan Tannehill (1)			
2014	T Ja'Wuan James (1) CB/S Walt Aikens (4)			
2015	WR DeVante Parker (1) DT Jordan Phillips (2) CB Bobby McCain (5a)	WR Kenny Stills (N.O.)		
2016	T Laremy Tunsil (1) CB Xavier Howard (2) RB Kenyan Drake (3a) WR Jakeem Grant (6a)	LB Kiko Alonso (Phi.)		DE Andre Branch (Jax.) RB Senorise Perry T Sam Young (Jax.)
2017	DE Charles Harris (1) LB Raekwon McMillan (2) CB Cordrea Tankersley (3) DT Davon Godchaux (5b) DT Vincent Taylor (6)	LB Stephone Anthony (NO) DE William Hayes (LAR)	TE A.J. Derby (Den.)	LB Chase Allen G/T Jesse Davis QB David Fales P Matt Haack C/G Ted Larsen (Chi.) S T.J. McDonald (LAR) CB Torry McTyer S Maurice Smith T Zach Sterup
2018	S Minkah Fitzpatrick (1) TE Mike Gesicki (2) LB Jerome Baker (3) TE Durham Smythe (4a) RB Kalen Ballage (4b) CB Cornell Armstrong (6) K Jason Sanders (7b)	C Daniel Kilgore (SF) DE Robert Quinn (LAR) DT Akeem Spence (Det.)	QB Luke Falk (Ten.) WR Tanner McEvoy (NO)	WR Danny Amendola (NE) RB Brandon Bolden RB Frank Gore (Ind.) QB Brock Osweiler (Den.) C Travis Swanson WR Albert Wilson (KC)





## SUPPLEMENTAL STATS





## 2018 REGULAR SEASON STATISTICS

### REGULAR SEASON RESULTS (3-0)

DATE	OPPONENT	SCORE	W/L	ATTENDANCE
Sept. 9	TENNESSEE	27-20	W	65,184
Sept. 16	at N.Y. Jets	20-12	W	77,982
Sept. 23	OAKLAND	28-20	W	65,667
Sept. 30	at New England			
Oct. 7	at Cincinnati			
Oct. 14	CHICAGO			
Oct. 21	DETROIT			
Oct. 25	at Houston			
Nov. 4	N.Y. JETS			
Nov. 11	at Green Bay			
Nov. 25	at Indianapolis			
Dec. 2	BUFFALO			
Dec. 9	NEW ENGLAND			
Dec. 16	at Minnesota			
Dec. 23	JACKSONVILLE			
Dec. 30	at Buffalo			

### TEAM STATISTICS

	DOLPHINS	OPPONENTS
<b>TOTAL FIRST DOWNS</b>	<b>49</b>	<b>65</b>
Rushing	15	12
Passing	29	47
Penalty	5	6
3rd Down: Made/Att	10/31	16/37
3rd Down Pct.	32.3%	43.2%
4th Down: Made/Att	0/1	0/3
4th Down Pct.	0.0%	0.0%
<b>POSSESSION AVG.</b>	<b>26:46</b>	<b>33:14</b>
<b>TOTAL NET YARDS</b>	<b>972</b>	<b>1132</b>
Avg. Per Game	324	377.3
Total Plays	155	204
Avg. Per Play	6.3	5.5
<b>NET YARDS RUSHING</b>	<b>296</b>	<b>267</b>
Avg. Per Game	98.7	89
Total Rushes	74	80
<b>NET YARDS PASSING</b>	<b>676</b>	<b>865</b>
Avg. Per Game	225.3	288.3
Sacked/Yards Lost	6/63	6/34
Gross Yards	739	899
Attempts/Completions	75/55	118/72
Completion Pct.	73.3%	61.0%
Had Intercepted	2	7
<b>PUNTS/AVERAGE</b>	<b>16/49.5</b>	<b>12/46.2</b>
<b>NET PUNTING AVG.</b>	<b>42.1</b>	<b>42.1</b>
<b>PENALTIES/YARDS</b>	<b>18/135</b>	<b>20/136</b>
<b>FUMBLES/BALL LOST</b>	<b>3/2</b>	<b>5/1</b>
<b>TOUCHDOWNS</b>	<b>10</b>	<b>5</b>
Rushing	1	2
Passing	8	2
Returns	1	1

### SCORE BY QUARTERS

	Q1	Q2	Q3	Q4	OT	TOTAL
Dolphins	7	27	10	31	0	75
Opponents	10	3	13	26	0	52



## 2018 REGULAR SEASON STATISTICS

### RUSHING

	NO.	YDS.	AVG.	LG	TD
K.Drake	30	104	3.5	20	1
F.Gore	24	98	4.1	21	0
R.Tannehill	15	74	4.9	20	0
A.Wilson	4	15	3.8	5	0
J.Grant	1	5	5.0	5	0
<b>DOLPHINS</b>	<b>74</b>	<b>296</b>	<b>4.0</b>	<b>21</b>	<b>1</b>
<b>OPPONENTS</b>	<b>80</b>	<b>267</b>	<b>3.3</b>	<b>26</b>	<b>2</b>

### PASSING

	ATT	CMP	YDS	CMP%	YDS/ATT	TD	TD%	INT	INT%	LONG	SACK	LOST	RATING
R.Tannehill	74	54	687	73.0%	9.3	7	9.5%	2	2.7%	75t	6	63	121.8
A.Wilson	1	1	52	100.0%	52.0	1	100.0%	0	0.0%	52t	0	0	158.3
<b>DOLPHINS</b>	<b>75</b>	<b>55</b>	<b>739</b>	<b>73.3%</b>	<b>9.9</b>	<b>8</b>	<b>10.7%</b>	<b>2</b>	<b>2.7%</b>	<b>75t</b>	<b>6</b>	<b>63</b>	<b>128.7</b>
<b>OPPONENTS</b>	<b>118</b>	<b>72</b>	<b>899</b>	<b>61.0%</b>	<b>7.6</b>	<b>2</b>	<b>1.7%</b>	<b>7</b>	<b>5.9%</b>	<b>66</b>	<b>6</b>	<b>34</b>	<b>65.6</b>

### RECEIVING

	NO.	YDS.	AVG.	LG	TD
D.Amendola	11	100	9.1	15	0
K.Stills	9	184	20.4	75t	3
J.Grant	9	135	15.0	52t	2
K.Drake	9	42	4.7	10	0
A.Wilson	8	142	17.8	74t	2
M.Gesicki	4	42	10.5	19	0
D.Parker	2	40	20.0	36	0
A.Derby	2	35	17.5	19t	1
F.Gore	1	19	19.0	19	0
<b>DOLPHINS</b>	<b>55</b>	<b>739</b>	<b>13.4</b>	<b>75t</b>	<b>8</b>
<b>OPPONENTS</b>	<b>72</b>	<b>899</b>	<b>12.5</b>	<b>66</b>	<b>2</b>

### INTERCEPTIONS

	NO.	YDS.	AVG.	LG	TD
X.Howard	3	39	13.0	39	0
R.Jones	2	80	40.0	54	0
T.McDonald	1	31	31.0	31	0
K.Alonso	1	1	1.0	1	0
<b>DOLPHINS</b>	<b>7</b>	<b>151</b>	<b>21.6</b>	<b>54</b>	<b>0</b>
<b>OPPONENTS</b>	<b>2</b>	<b>34</b>	<b>17.0</b>	<b>34</b>	<b>0</b>

### PUNTING

	NO.	YDS.	AVG.	NET	TB	IN 20	LG	BLK
M.Haack	16	792	49.5	42.1	3	8	65	0
<b>DOLPHINS</b>	<b>16</b>	<b>792</b>	<b>49.5</b>	<b>42.1</b>	<b>3</b>	<b>8</b>	<b>65</b>	<b>0</b>
<b>OPPONENTS</b>	<b>12</b>	<b>554</b>	<b>46.2</b>	<b>42.1</b>	<b>0</b>	<b>7</b>	<b>60</b>	<b>0</b>

### PUNT RETURNS

	RET.	FC	YDS.	AVG.	LG	TD
J.Grant	4	2	47	11.8	22	0
D.Amendola	1	2	2	2.0	2	0
<b>DOLPHINS</b>	<b>5</b>	<b>4</b>	<b>49</b>	<b>9.8</b>	<b>22</b>	<b>0</b>
<b>OPPONENTS</b>	<b>6</b>	<b>4</b>	<b>59</b>	<b>9.8</b>	<b>26</b>	<b>0</b>

### KICKOFF RETURNS

	NO.	YDS.	AVG.	LG	TD
J.Grant	7	264	37.7	102t	1
<b>DOLPHINS</b>	<b>7</b>	<b>264</b>	<b>37.7</b>	<b>102t</b>	<b>1</b>
<b>OPPONENTS</b>	<b>4</b>	<b>160</b>	<b>40.0</b>	<b>94t</b>	<b>1</b>



## 2018 REGULAR SEASON STATISTICS

FIELD GOALS					
	1-19	20-29	30-39	40-49	50+
J. Sanders	0/0	1/1	1/1	0/0	0/0
<b>DOLPHINS</b>	<b>0/0</b>	<b>1/1</b>	<b>1/1</b>	<b>0/0</b>	<b>0/0</b>
<b>OPPONENTS</b>	<b>0/0</b>	<b>1/1</b>	<b>0/0</b>	<b>2/2</b>	<b>3/3</b>

SCORING								
	TOTAL	TDR	TDP	TDRT	PAT	FG	2-PT	PTS
K.Stills	3	0	3	0	0/0	0/0	0	18
J.Grant	3	0	2	1	0/0	0/0	0	18
J.Sanders	0	0	0	0	9/10	2/2	0	15
A.Wilson	2	0	2	0	0/0	0/0	0	12
A.Derby	1	0	1	0	0/0	0/0	0	6
K.Drake	1	1	0	0	0/0	0/0	0	6
<b>DOLPHINS</b>	<b>10</b>	<b>1</b>	<b>8</b>	<b>1</b>	<b>9/10</b>	<b>2/2</b>	<b>0</b>	<b>75</b>
<b>OPPONENTS</b>	<b>5</b>	<b>2</b>	<b>2</b>	<b>1</b>	<b>4/5</b>	<b>6/6</b>	<b>0</b>	<b>52</b>

### TWO-POINT CONVERSIONS

DOLPHINS 0/0, OPPONENTS: 0/0

### SACKS

W. Hayes 2.0, J. Phillips 1.0, R. Quinn 1.0, V. Taylor 1.0, C. Wake 1.0

DOLPHINS 6.0, OPPONENTS: 6.0

DEFENSE												
PLAYER	SOLO	ASST	TOT	SACKS	YDS	TFL	QBH	INT	PD	FF	FR	FR
Kiko Alonso	26	8	34	0.0	0	0	0	1	1	2	0	0
Minkah Fitzpatrick	7	12	19	0.0	0	0	0	0	1	0	0	0
Jerome Baker	12	5	17	0.0	0	0	0	0	0	0	0	0
T.J. McDonald	10	5	15	0.0	0	0	0	1	2	0	0	0
Bobby McCain	11	3	14	0.0	0	0	0	0	4	0	0	0
Vincent Taylor	8	6	14	1.0	5	2	1	0	0	0	0	0
Raekwon McMillan	8	5	13	0.0	0	0	0	0	0	0	1	0
Davon Godchaux	9	3	12	0.0	0	3	0	0	0	0	0	0
Reshad Jones	6	4	10	0.0	0	1	0	2	2	0	0	0
Robert Quinn	5	4	9	1.0	6	2	2	0	0	0	0	0
Cameron Wake	4	5	9	1.0	8	1	2	0	0	0	0	0
Akeem Spence	4	4	8	0.0	0	1	0	0	0	0	0	0
Xavien Howard	3	2	5	0.0	0	0	0	3	4	0	0	0
Andre Branch	3	2	5	0.0	0	1	1	0	0	0	0	0
William Hayes	4	0	4	2.0	10	3	2	0	0	0	0	0
Jordan Phillips	3	1	4	1.0	5	1	3	0	1	0	0	0
Charles Harris	0	4	4	0.0	0	0	1	0	0	0	0	0
Torry McTyer	2	1	3	0.0	0	0	0	0	1	0	0	0
Chase Allen	0	3	3	0.0	0	0	0	0	0	0	0	0

NOTE: Special teams and miscellaneous tackles not included above.

DEFENSIVE TOUCHDOWNS: none.

MISCELLANEOUS TACKLES: Amendola 1, Grant 1, Tannehill 1, Tunsil 1.

MISCELLANEOUS FUMBLE RECOVERIES: Derby 1.

#### SACKS:

Hayes (2.0) – 1 at N.Y. Jets (9/16), 1 vs. Oakland (9/23)

Phillips (1.0) – 1 at N.Y. Jets (9/16)

Quinn (1.0) – 1 at N.Y. Jets (9/16)

Taylor (1.0) – 1 vs. Oakland (9/23)

Wake (1.0) – 1 vs. Oakland (9/23)



## 2018 REGULAR SEASON STATISTICS

### INTERCEPTIONS:

Howard (3) – 1 at N.Y. Jets (9/16), 2 vs. Oakland (9/23)

Jones (2) – 2 vs. Tennessee (9/9)

Alonso (1) – 1 vs. Tennessee (9/9)

McDonald (1) – 1 at N.Y. Jets (9/16)

SPECIAL TEAMS								
	SOLO	ASST	TOTAL	FF	FR	BFG	BPAT	BPNT
W. Aikens	2	0	2	0	0	0	0	0
B. Bolden	1	1	2	0	0	0	0	0
S. Anthony	0	2	2	0	0	0	0	0
C. Armstrong	1	0	1	0	0	0	0	0
J. Denney	1	0	1	0	0	0	0	0
T. McDonald	1	0	1	0	0	0	0	0
T. McEvoy	0	1	1	0	0	0	0	0
B. McCain	0	1	1	0	0	0	0	0
S. Perry	0	1	1	0	0	0	0	0

## 2018 STATISTICAL BESTS

### DOLPHINS – INDIVIDUAL

#### RUSHING

Attempts	14	Kenyan Drake vs. Tennessee, 9/9
Yards	61	Frank Gore vs. Tennessee, 9/9
Touchdowns	1	Kenyan Drake at N.Y. Jets, 9/16
Yards by Quarterback	44	Ryan Tannehill at N.Y. Jets, 9/16
Longest Run from Scrimmage	21	Frank Gore vs. Tennessee, 9/9
Longest Run from Scrimmage for TD	6	Kenyan Drake at N.Y. Jets, 9/16

#### PASSING

Attempts	28	Ryan Tannehill vs. Tennessee, 9/9
Completions	20	Ryan Tannehill vs. Tennessee, 9/9
Yards	289	Ryan Tannehill vs. Oakland, 9/23
Touchdowns	3	Ryan Tannehill vs. Oakland, 9/23
Completion Percentage (min. 20 att.)	73.9	Ryan Tannehill at N.Y. Jets, 9/16 Ryan Tannehill vs. Oakland, 9/23
Interceptions	0	Ryan Tannehill vs. Oakland, 9/23
Longest Completion	75t	Ryan Tannehill vs. Tennessee, 9/9
Longest Completion for TD	75t	Ryan Tannehill vs. Tennessee, 9/9
Passer Rating (min. 20 att.)	155.3	Ryan Tannehill vs. Oakland, 9/23

#### RECEIVING

Receptions	5	Jakeem Grant vs. Tennessee, 9/9
Yards	106	Kenny Stills vs. Tennessee, 9/9
Touchdowns	2	Kenny Stills vs. Tennessee, 9/9 Jakeem Grant vs. Oakland, 9/23
Longest Reception	75t	Kenny Stills vs. Tennessee, 9/9
Longest Reception by Running Back	19	Frank Gore at N.Y. Jets, 9/16
Yards by Running Back	19	Frank Gore at N.Y. Jets, 9/16

TOTAL YARDS FROM SCRIMMAGE	106	Kenny Stills vs. Tennessee, 9/9
----------------------------	-----	---------------------------------

#### TACKLES

Total	15	Kiko Alonso vs. Oakland, 9/23
Solo	13	Kiko Alonso at N.Y. Jets, 9/16

#### INTERCEPTIONS

Total	2	Reshad Jones vs. Tennessee, 9/9 Xavien Howard vs. Oakland, 9/23
Longest Return	54	Reshad Jones vs. Tennessee, 9/9
Longest Return for TD	--	





## 2018 REGULAR SEASON STATISTICS

### FUMBLES

Total Forced	2	Kiko Alonso at N.Y. Jets, 9/16
Total Recovered	1	Raekwon McMillan at N.Y. Jets, 9/16

### SACKS

Total	1.0	William Hayes at N.Y. Jets, 9/16 Jordan Phillips at N.Y. Jets, 9/16 Robert Quinn at N.Y. Jets, 9/16 William Hayes vs. Oakland, 9/23 Vincent Taylor vs. Oakland, 9/23 Cameron Wake vs. Oakland, 9/23
Yards Lost	8	Cameron Wake vs. Oakland, 9/23

### SPECIAL TEAMS

Field Goals Made	2	Jason Sanders vs. Tennessee, 9/9
Field Goal Attempts	2	Jason Sanders vs. Tennessee, 9/9
Longest Field Goal Made	30	Jason Sanders vs. Tennessee, 9/9
Longest Field Goal Attempt	30	Jason Sanders vs. Tennessee, 9/9
Punts	6	Matt Haack at N.Y. Jets, 9/16 Matt Haack vs. Oakland, 9/23
Longest Punt, yards	65	Matt Haack vs. Tennessee, 9/9
Highest Gross Punting Average (min. 4 punts)	53.8	Matt Haack vs. Tennessee, 9/9
Highest Net Punting Average (min. 4 punts)	48.5	Matt Haack at N.Y. Jets, 9/16
Most Punt Returns	3	Jakeem Grant at N.Y. Jets, 9/16
Most Punt Return Yards	48	Jakeem Grant at N.Y. Jets, 9/16
Highest Punt Return Average (min. 3 returns)	16.0	Jakeem Grant at N.Y. Jets, 9/16
Longest Punt Return	22	Jakeem Grant at N.Y. Jets, 9/16
Most Kickoff Returns	4	Jakeem Grant vs. Oakland, 9/23
Most Kickoff Return Yards	125	Jakeem Grant vs. Tennessee, 9/9
Highest Kickoff Return Average (min. 3 returns)	26.3	Jakeem Grant vs. Oakland, 9/23
Longest Kickoff Return	102t	Jakeem Grant vs. Tennessee, 9/9

### OPPONENTS – INDIVIDUAL

#### RUSHING

Attempts	19	Marshawn Lynch vs. Oakland, 9/23
Yards	75	Dion Lewis vs. Tennessee, 9/9
Touchdowns	1	Dion Lewis vs. Tennessee, 9/9 Marshawn Lynch vs. Oakland, 9/23
Yards by Quarterback	15	Marcus Mariota vs. Tennessee, 9/9
Longest Run from Scrimmage	26	Dion Lewis vs. Tennessee, 9/9
Longest Run from Scrimmage for TD	4	Dion Lewis vs. Tennessee, 9/9

#### PASSING

Attempts	41	Sam Darnold at N.Y. Jets, 9/16
Completions	27	Derek Carr vs. Oakland, 9/23
Yards	345	Derek Carr vs. Oakland, 9/23
Touchdowns	1	Sam Darnold at N.Y. Jets, 9/16 Derek Carr vs. Oakland, 9/23
Completion Percentage (min. 20 att.)	69.2	Derek Carr vs. Oakland, 9/23
Interceptions	2	Marcus Mariota vs. Tennessee, 9/9 Sam Darnold at N.Y. Jets, 9/16 Derek Carr vs. Oakland, 9/23
Longest Completion	66	Derek Carr vs. Oakland, 9/23
Longest Completion for TD	28	Sam Darnold at N.Y. Jets, 9/16
Passer Rating (min. 20 att.)	83.8	Derek Carr vs. Oakland, 9/23

#### RECEIVING

Receptions	7	Quincy Enunwa at N.Y. Jets, 9/16
Yards	173	Jordy Nelson vs. Oakland, 9/23
Touchdowns	1	Bilal Powell at N.Y. Jets, 9/16 Jordy Nelson vs. Oakland, 9/23
Longest Reception	66	Jordy Nelson vs. Oakland, 9/23
Longest Reception by Running Back	28	Bilal Powell at N.Y. Jets, 9/16
Yards by Running Back	74	Bilal Powell at N.Y. Jets, 9/16



## 2018 REGULAR SEASON STATISTICS

<b>TOTAL YARDS FROM SCRIMMAGE</b>	173	Jordy Nelson vs. Oakland, 9/23
<b>TACKLES</b>		
Total	12	Wesley Woodyard vs. Tennessee, 9/9
Solo	7	Wesley Woodyard vs. Tennessee, 9/9
<b>INTERCEPTIONS</b>		
Total	1	Malcolm Butler vs. Tennessee, 9/9 Kenny Vaccaro vs. Tennessee, 9/9
Longest Return	34	Malcolm Butler vs. Tennessee, 9/9
Longest Return for TD	--	
<b>FUMBLES</b>		
Total Forced	1	Jamal Adams at N.Y. Jets, 9/16 Jordan Jenkins at N.Y. Jets, 9/16
Total Recovered	1	Jordan Jenkins at N.Y. Jets, 9/16 Avery Williamson at N.Y. Jets, 9/16
<b>SACKS</b>		
Total	1	Kamalei Correa vs. Tennessee, 9/9 Jamal Adams at N.Y. Jets, 9/16 Brandon Copeland at N.Y. Jets, 9/16 Jordan Jenkins at N.Y. Jets, 9/16 Henry Anderson at N.Y. Jets, 9/16 Clinton McDonald vs. Oakland, 9/23 Jordan Jenkins at N.Y. Jets, 9/16
Yards Lost	17	
<b>SPECIAL TEAMS</b>		
Field Goals Made	2	Ryan Succop vs. Tennessee, 9/9 Jason Myers at N.Y. Jets, 9/16 Mike Nugent vs. Oakland, 9/23
Field Goal Attempts	2	Ryan Succop vs. Tennessee, 9/9 Jason Myers at N.Y. Jets, 9/16 Mike Nugent vs. Oakland, 9/23
Longest Field Goal Made	55	Jason Myers at N.Y. Jets, 9/16
Longest Field Goal Attempt	55	Jason Myers at N.Y. Jets, 9/16
Punts	5	Lachlan Edwards at N.Y. Jets, 9/16
Longest Punt, yards	60	Lachlan Edwards at N.Y. Jets, 9/16
Highest Gross Punting Average (min. 4 punts)	52.6	Lachlan Edwards at N.Y. Jets, 9/16
Highest Net Punting Average (min. 4 punts)	44.5	Brett Kern vs. Tennessee, 9/9
Most Punt Returns	1	Rishard Matthews vs. Tennessee, 9/9 Adoree' Jackson vs. Tennessee, 9/9 Andre Roberts at N.Y. Jets, 9/16 Dwayne Harris vs. Oakland, 9/23 Dominique Rodgers-Cromartie vs. Oakland, 9/23 Jordy Nelson vs. Oakland, 9/23
Most Punt Return Yards	26	Adoree' Jackson vs. Tennessee, 9/9
Highest Punt Return Average (min. 3 returns)	--	
Longest Punt Return	26	Adoree' Jackson vs. Tennessee, 9/9
Most Kickoff Returns	2	Darius Jennings vs. Tennessee, 9/9 Dwayne Harris vs. Oakland, 9/23
Most Kickoff Return Yards	121	Darius Jennings vs. Tennessee, 9/9
Highest Kickoff Return Average (min. 3 returns)	--	
Longest Kickoff Return	94t	Darius Jennings vs. Tennessee, 9/9

### DOLPHINS TEAM

	HIGHS		LOWS	
FIRST DOWNS				
Total	18	vs. Tennessee, 9/9 at N.Y. Jets, 9/16	13	vs. Oakland, 9/23
Rushing	7	vs. Tennessee, 9/9	2	vs. Oakland, 9/23
Passing	11	vs. Oakland, 9/23	9	vs. Tennessee, 9/9 at N.Y. Jets, 9/16
Penalty	3	at N.Y. Jets, 9/16	0	vs. Oakland, 9/23



## 2018 REGULAR SEASON STATISTICS

### TOTAL NET YARDS

Total	373	vs. Oakland, 9/23	257	at N.Y. Jets, 9/16
-------	-----	-------------------	-----	--------------------

### RUSHING

Attempts	31	at N.Y. Jets, 9/16	14	vs. Oakland, 9/23
Yards	135	at N.Y. Jets, 9/16	41	vs. Oakland, 9/23
Average	4.4	at N.Y. Jets, 9/16	2.9	vs. Oakland, 9/23
Touchdowns	1	at N.Y. Jets, 9/16	0	vs. Tennessee, 9/9 vs. Oakland, 9/23

### PASSING

Attempts	28	vs. Tennessee, 9/9	23	at N.Y. Jets, 9/16
Completions	20	vs. Tennessee, 9/9	17	at N.Y. Jets, 9/16
Interceptions	2	vs. Tennessee, 9/9	0	at N.Y. Jets, 9/16 vs. Oakland, 9/23
Net Yards	332	vs. Oakland, 9/23	122	at N.Y. Jets, 9/16
Touchdowns	4	vs. Oakland, 9/23	2	vs. Tennessee, 9/9 at N.Y. Jets, 9/16
Passer Rating	156.3	vs. Oakland, 9/23	89.9	vs. Tennessee, 9/9
Completion Percentage	75.0	vs. Oakland, 9/23	71.4	vs. Tennessee, 9/9
Times Sacked	4	at N.Y. Jets, 9/16	1	vs. Tennessee, 9/9 vs. Oakland, 9/23
Yards Lost	46	at N.Y. Jets, 9/16	8	vs. Tennessee, 9/9

### PUNTS

Total	6	at N.Y. Jets, 9/16 vs. Oakland, 9/23	4	vs. Tennessee, 9/9
Yards	295	at N.Y. Jets, 9/16	215	vs. Tennessee, 9/9
Long	65	vs. Tennessee, 9/9	63	at N.Y. Jets, 9/16 vs. Oakland, 9/23
Gross Average	53.8	vs. Tennessee, 9/9	47.0	vs. Oakland, 9/23
Net Average	48.5	at N.Y. Jets, 9/16	32.8	vs. Tennessee, 9/9
Returns	2	vs. Tennessee, 9/9	0	vs. Oakland, 9/23
Return Yards	44	vs. Tennessee, 9/9	0	vs. Oakland, 9/23
Return Average	22.0	vs. Tennessee, 9/9	0.0	vs. Oakland, 9/23

### PENALTIES

Total	9	vs. Oakland, 9/23	2	at N.Y. Jets, 9/16
Yards	74	vs. Oakland, 9/23	10	at N.Y. Jets, 9/16

### FUMBLES

Total	3	at N.Y. Jets, 9/16	0	vs. Tennessee, 9/9 vs. Oakland, 9/23
Lost	2	at N.Y. Jets, 9/16	0	vs. Tennessee, 9/9 vs. Oakland, 9/23

### TIME OF POSSESSION

Game	30:25	vs. Tennessee, 9/9	21:29	vs. Oakland, 9/23
------	-------	--------------------	-------	-------------------

### OPPONENTS TEAM

	HIGHS		LOWS	
FIRST DOWNS				
Total	25	vs. Oakland, 9/23	19	vs. Tennessee, 9/9
Rushing	5	vs. Oakland, 9/23	3	at N.Y. Jets, 9/16
Passing	17	at N.Y. Jets, 9/16 vs. Oakland, 9/23	13	vs. Tennessee, 9/9
Penalty	3	vs. Oakland, 9/23	1	at N.Y. Jets, 9/16

### TOTAL NET YARDS

Total	434	vs. Oakland, 9/23	336	vs. Tennessee, 9/9
-------	-----	-------------------	-----	--------------------



## RUSHING

Attempts	32	vs. Oakland, 9/23	19	vs. Tennessee, 9/9
Yards	116	vs. Tennessee, 9/9	42	at N.Y. Jets, 9/16
Average	4.0	vs. Tennessee, 9/9	2.2	at N.Y. Jets, 9/16
Touchdowns	1	vs. Tennessee, 9/9	0	at N.Y. Jets, 9/16
		vs. Oakland, 9/23		

## PASSING

Attempts	41	at N.Y. Jets, 9/16	38	vs. Tennessee, 9/9
Completions	27	vs. Oakland, 9/23	20	vs. Tennessee, 9/9
Interceptions	3	vs. Tennessee, 9/9	2	at N.Y. Jets, 9/16
		vs. Oakland, 9/23		vs. Oakland, 9/23
Net Yards	325	vs. Oakland, 9/23	220	vs. Tennessee, 9/9
Touchdowns	1	at N.Y. Jets, 9/16	0	vs. Tennessee, 9/9
		vs. Oakland, 9/23		
Passer Rating	83.8	vs. Oakland, 9/23	37.2	vs. Tennessee, 9/9
Completion Percentage	69.2	vs. Oakland, 9/23	52.6	vs. Tennessee, 9/9
Times Sacked	4	at N.Y. Jets, 9/16	1	vs. Tennessee, 9/9
Yards Lost	46	at N.Y. Jets, 9/16	8	vs. Tennessee, 9/9

## PUNTS

Total	5	at N.Y. Jets, 9/16	3	vs. Oakland, 9/23
Yards	263	at N.Y. Jets, 9/16	112	vs. Oakland, 9/23
Long	60	at N.Y. Jets, 9/16	54	vs. Oakland, 9/23
Gross Average	52.6	at N.Y. Jets, 9/16	37.3	vs. Oakland, 9/23
Net Average	44.5	vs. Tennessee, 9/9	37.3	vs. Oakland, 9/23
Returns	3	at N.Y. Jets, 9/16	2	vs. Tennessee, 9/9
		vs. Oakland, 9/23		
Return Yards	48	at N.Y. Jets, 9/16	1	vs. Tennessee, 9/9
Return Average	16.0	at N.Y. Jets, 9/16	0.5	vs. Tennessee, 9/9

## PENALTIES

Total	8	vs. Oakland, 9/23	5	vs. Tennessee, 9/9
Yards	50	at N.Y. Jets, 9/16	38	vs. Oakland, 9/23

## FUMBLES

Total	4	at N.Y. Jets, 9/16	0	vs. Tennessee, 9/9
Lost	1	at N.Y. Jets, 9/16	0	vs. Tennessee, 9/9
				vs. Oakland, 9/23

## TIME OF POSSESSION

Game	38:31	vs. Oakland, 9/23	29:35	vs. Tennessee, 9/9
------	-------	-------------------	-------	--------------------

## IN 2018 MIAMI IS...

1-0	when leading after the 1st quarter	1-0	in road games
2-0	when leading after the 2nd quarter	0-0	when playing in domes
2-0	when leading after the 3rd quarter	3-0	when playing outdoors
2-0	when behind after the 1st quarter	1-0	when playing on artificial turf
1-0	when behind after the 2nd quarter	2-0	when playing on natural grass
1-0	when behind after the 3rd quarter	2-0	after winning the coin toss
1-0	when Miami scores first	2-0	when scoring 21 points or more
2-0	when opponent scores first	3-0	when yielding 20 points or less
0-0	when tied at halftime	0-0	in overtime contests
2-0	in home games		

## DRIVE PRODUCTION

	POSS	TD	FGM	FGA	PUNT	INT	FUM	DWNS	TIME	SAF
DOLPHINS	36	9	2	2	16	2	2	1	4	0
OPPONENTS	35	4	6	6	12	7	1	3	2	0

## RED ZONE PRODUCTION

	POSS	TD	FGM	FGA	INT	FUM	DWNS	TIME	RZ PLAYS	RZ RUSH	RZ PASS
DOLPHINS	9	4	2	2	1	0	1	1	19	11	8
OPPONENTS	9	3	1	1	2	0	2	1	23	8	15



## TURNOVERS

GAME	TAKEAWAYS			GIVEAWAYS			DIFF	W/L
	INT	FUM	TOTAL	INT	FUM	TOTAL		
TENNESSEE	3	0	3	2	0	2	1	W
at N.Y. Jets	2	1	3	0	1	1	2	W
OAKLAND	2	0	2	0	0	0	2	W
at New England								
at Cincinnati								
CHICAGO								
DETROIT								
at Houston								
N.Y. JETS								
at Green Bay								
at Indianapolis								
BUFFALO								
NEW ENGLAND								
at Minnesota								
JACKSONVILLE								
at Buffalo								
TOTAL	7	1	8	2	1	3	5	3-0

## BLOCKS

	FGs	PATs	PUNTS	TOTAL
BY DOLPHINS	0	0	0	0
BY OPPONENTS	0	0	0	0

## DOLPHINS BIG PLAYS

PASSING (25+ yards)		RUSHING (15+ yards)	
75t	R. Tannehill to K. Stills vs. Tennessee, 9/9	21	F. Gore vs. Tennessee, 9/9
74t	R. Tannehill to A. Wilson vs. Oakland, 9/23	20	K. Drake at N.Y. Jets, 9/16 R. Tannehill at N.Y. Jets, 9/16
52t	A. Wilson to J. Grant vs. Oakland, 9/23	18	R. Tannehill vs. Oakland, 9/23
36	R. Tannehill to D. Parker vs. Oakland, 9/23	16	K. Drake vs. Tennessee, 9/9
34t	R. Tannehill to K. Stills vs. Oakland, 9/23		
29t	R. Tannehill to A. Wilson at N.Y. Jets, 9/16		

## OPPONENTS BIG PLAYS

PASSING (25+ yards)		RUSHING (15+ yards)	
66	D. Carr to J. Nelson vs. Oakland, 9/23	26	D. Lewis vs. Tennessee, 9/9
61	D. Carr to J. Nelson vs. Oakland, 9/23	15	D. Martin vs. Oakland, 9/23
44	S. Darnold to T. Pryor at N.Y. Jets, 9/16		
31	M. Mariota to L. Stocker vs. Tennessee, 9/9		
28t	S. Darnold to B. Powell at N.Y. Jets, 9/16		

## DOLPHINS BIG GAMES

100-YARD RUSHERS	100-YARD RECEIVERS	300-YARD PASSERS
--	106 K. Stills vs. Ten., 9/9	--

## OPPONENTS BIG GAMES

100-YARD RUSHERS	100-YARD RECEIVERS	300-YARD PASSERS
--	173 J. Nelson vs. Oak., 9/23	345 D. Carr vs. Oak., 9/23
		334 S. Darnold at NYJ, 9/16





## 2018 REGULAR SEASON STATISTICS

### GAME-BY-GAME STARTERS (OFFENSE)

GAME	WR	LT	LG	C	RG	RT	TE	WR	QB	RB	WR
TEN	Stills	Tunsil	Sitton	Kilgore	Davis	James	Gesicki	Amendola	Tannehill	Drake	Gore (RB)
at NYJ	Stills	Tunsil	Larsen	Kilgore	Davis	James	Gore (RB)	Amendola	Tannehill	Drake	Grant
OAK	Stills	Tunsil	Larsen	Kilgore	Davis	James	Gore (RB)	Amendola	Tannehill	Drake	Parker
at NE											
at Cin.											
CHI											
DET											
at Hou.											
NYJ											
at GB											
at Ind.											
BUF											
NE											
at Min.											
JAC											
at Buf.											

### GAME-BY-GAME STARTERS (DEFENSE)

GAME	DE	DT	DT	DE	LB	LB	LB	CB	CB	S	S
TEN	Wake	Godchaux	Spence	Quinn	Alonso	McMillan	Baker	Howard	McCain	Jones	McDonald
at NYJ	Wake	Godchaux	Spence	Quinn	Alonso	McMillan	Allen	Howard	McCain	Jones	McDonald
OAK	Wake	Godchaux	Spence	Quinn	Alonso	McMillan	Baker	Howard	McCain	Fitzpatrick	McDonald
at NE											
at Cin.											
CHI											
DET											
at Hou.											
NYJ											
at GB											
at Ind.											
BUF											
NE											
at Min.											
JAC											
at Buf.											

### GAME-BY-GAME INACTIVES

TEN	Falk	Fales	Parker	Armstrong	Ballage	Sterup	Escobar
at NYJ	Falk	Fales	Parker	Tankersley	Ballage	Sterup	
OAK	Falk	Fales	McEvoy	Tankersley	Ballage	Sterup	Jones
at NE							
at Cin.							
CHI							
DET							
at Hou.							
NYJ							
at GB							
at Ind.							
BUF							
NE							
at Min.							
JAC							
at Buf.							



## 2018 REGULAR SEASON STATISTICS

### GAME-BY-GAME OFFENSE

	SCORE				1ST DOWNS				3RD DOWN		4TH DOWN		NET YARDS			TO	PEN	PEN YDS	TOP
	PTS	OPP PTS	DIFF	OT	TOTAL	RUSH	PASS	PEN	CONV	ATT	CONV	ATT	TOTAL	RUSH	PASS				
TEN	27	20	7	-	18	7	9	2	2	10	0	1	342	120	222	2	7	51	30:25
at NYJ	20	12	8	-	18	6	9	3	6	13	0	0	257	135	122	2	2	10	28:25
OAK	28	20	8	-	13	2	11	0	2	8	0	0	373	41	332	0	9	74	21:29
at NE																			
at Cin.																			
CHI																			
DET																			
at Hou.																			
NYJ																			
at GB																			
at Ind.																			
BUF																			
NE																			
at Min.																			
JAC																			
at Buf.																			
TOTALS	75	52	23	-	49	15	29	5	10	31	0	1	972	296	676	4	18	135	26:46

### GAME-BY-GAME DEFENSE

	SCORE				1ST DOWNS				3RD DOWN		4TH DOWN		NET YARDS			TO	PEN	PEN YDS	TOP
	PTS	OPP PTS	DIFF	OT	TOTAL	RUSH	PASS	PEN	CONV	ATT	CONV	ATT	TOTAL	RUSH	PASS				
TEN	20	27	-7	-	19	4	13	2	6	14	0	2	336	116	220	3	5	48	29:35
at NYJ	12	20	-8	-	21	3	17	1	3	10	0	0	362	42	320	3	7	50	31:35
OAK	20	28	-8	-	25	5	17	3	7	13	0	1	434	109	325	2	8	38	38:31
at NE																			
at Cin.																			
CHI																			
DET																			
at Hou.																			
NYJ																			
at GB																			
at Ind.																			
BUF																			
NE																			
at Min.																			
JAC																			
at Buf.																			
TOTALS	52	75	-23	-	65	12	47	6	16	37	0	3	1132	267	865	8	20	136	33:14



## 2018 REGULAR SEASON STATISTICS

### GAME-BY-GAME RUSHING

(CARRIES-YARDS GAINED-LONGEST-TOUCHDOWNS)

	DRAKE	GORE	BALLAGE	PERRY	BOLDEN	GRANT	WILSON	TANNEHILL	OSWEILER
TEN	14-48-16-0	9-61-21-0	INACTIVE	0-0-0-0	0-0-0-0	0-0-0-0	2-7-5-0	4-4-4-0	DNP
at NYJ	11-53-20-1	9-25-8-0	INACTIVE	0-0-0-0	0-0-0-0	1-5-5-0	2-8-5-0	8-44-20-0	DNP
OAK	5-3-3-0	6-12-6-0	INACTIVE	0-0-0-0	0-0-0-0	0-0-0-0	0-0-0-0	3-26-18-0	DNP
at NE									
at Cin.									
CHI									
DET									
at Hou.									
NYJ									
at GB									
at Ind.									
BUF									
NE									
at Min.									
JAC									
at Buf.									

OTHERS:

### GAME-BY-GAME RECEIVING

(RECEPTIONS-YARDS GAINED-LONGEST-TOUCHDOWNS)

	STILLS	PARKER	WILSON	AMENDOLA	GRANT	GESICKI	DERBY	DRAKE	GORE
TEN	4-106-75t-2	INACTIVE	3-31-21-0	4-26-8-0	5-38-13-0	1-11-11-0	0-0-0-0	3-18-10-0	0-0-0-0
at NYJ	2-17-13-0	INACTIVE	3-37-29-1	4-32-14-0	2-27-16-0	0-0-0-0	1-19-19-1	4-17-10-0	1-19-19-0
OAK	3-61-34-1	2-40-36-0	2-74-74-1	3-42-15-0	2-70-52-2	3-31-19-0	1-16-16-0	2-7-6-0	0-0-0-0
at NE									
at Cin.									
CHI									
DET									
at Hou.									
NYJ									
at GB									
at Ind.									
BUF									
NE									
at Min.									
JAC									
at Buf.									

OTHERS:



## 2018 REGULAR SEASON STATISTICS

### GAME-BY-GAME PASSING

	RYAN TANNEHILL								
	ATT	COM	YDS	PCT	TD	INT	LG	SKD/YDS	RATING
TEN	28	20	230	71.4	2	2	75t	1/8	89.9
at NYJ	23	17	168	73.9	2	0	29t	4/46	123.1
OAK	23	17	289	73.9	3	0	74t	1/9	155.3
at NE									
at Cin.									
CHI									
DET									
at Hou.									
NYJ									
at GB									
at Ind.									
BUF									
NE									
at Min.									
JAC									
at Buf.									

**OTHERS:** ALBERT WILSON: 1-1-52-100.0-1-0-52t-0/0-158.3 vs. Oakland (9/23).



## 2018 REGULAR SEASON STATISTICS

### PLAYER PARTICIPATION

NAME	TEN	NYJ	OAK	NE	CIN	CHI	DET	HOU	NYJ	GB	IND	HOU	NE	MIN	JAC	BUF	GP	GS	DNP	INA
Akers, Walt	X	X	X														3	1	0	0
Allen, Chase	X	LB	X														3	3	0	0
Alonso, Kiko	LB	LB	LB														3	3	0	0
Amendola, Danny	WR	WR	WR														3	3	0	0
Anthony, Stephone	X	X	X														3	0	0	0
Armstrong, Cornell	INA	X	X														2	0	0	1
Asiata, Isaac	PS	PS	PS														0	0	0	0
Baker, Jerome	LB	X	LB														3	2	0	0
Ballage, Kalen	INA	INA	INA														0	0	0	3
Branch, Andre	X	X	X														3	0	0	0
Brendel, Jake	IR	IR	IR														0	0	0	0
Carroo, Leonte	PS	PS	PS														0	0	0	0
Davis, Jalen	PS	PS	PS														0	0	0	0
Davis, Jesse	RG	RG	RG														3	3	0	0
Denney, John	X	X	X														3	0	0	0
Derby, A.J.	X	X	X														3	0	0	0
Drake, Kenyan	RB	RB	RB														3	3	0	0
Escobar, Gavin	INA	NOR	NOR														0	0	0	1
Fales, David	INA	INA	INA														0	0	0	3
Falk, Luke	INA	INA	INA														0	0	0	3
Fitzpatrick, Minkah	X	X	S														3	1	0	0
Ford, Isaiah	PS	PS	PS														0	0	0	0
Gesicki, Mike	TE	X	X														3	1	0	0
Goddchaux, Davon	DT	DT	DT														3	3	0	0
Gore, Frank	RB	RB	RB														3	3	0	0
Grant, Jakeem	X	WR	X														3	1	0	0
Gray, MarQueis	IR	IR	IR														0	0	0	0
Haack, Matt	X	X	X														3	0	0	0
Harris, Charles	X	X	X														3	0	0	0
Hayes, William	X	X	X														3	0	0	0
Hilland, Connor	PS	PS	PS														0	0	0	0
Howard, Xavien	CB	CB	CB														3	3	0	0
Hull, Mike	IR	IR	IR														0	0	0	0
James, Ja'Wuan	RT	RT	RT														3	3	0	0
Jones, Reshad	S	S	INA														2	2	0	1
Kilgore, Daniel	C	C	C														3	3	0	0
Langford, Jeremy	PS	PS	PS														0	0	0	0
Larsen, Ted	X	LG	LG														3	2	0	0
Malveaux, Cameron	PS	NOR	NOR														0	0	0	0
McCain, Bobby	CB	CB	CB														3	3	0	0
McDonald, T.J.	S	S	S														3	3	0	0
McEvoy, Tanner	X	X	INA														2	0	0	1
McMillan, Raekwon	LB	LB	LB														3	3	0	0
McTyer, Torry	X	X	X														3	0	0	0
O'Leary, Nick	NOR	NOR	PS														0	0	0	0
Osweller, Brock	DNP	DNP	DNP														0	0	3	0
Parker, DeVante	INA	INA	WR														1	1	0	2
Perry, Senorise	X	X	X														3	0	0	0
Phillips, Jordan	X	X	X														3	0	0	0
Pittman, Jamiyus	PS	PS	PS														0	0	0	0
Poling, Quentin	PS	PS	PS														0	0	0	0
Quinn, Robert	DE	DE	DE														3	3	0	0
Sanders, Jason	X	X	X														3	0	0	0
Sitton, Josh	LG	IR	IR														1	1	0	0
Smith, Maurice	PS	PS	X														1	0	0	0
Smythe, Durham	X	X	X														3	0	0	0
Spence, Akeem	DT	DT	DT														3	3	0	0
Sterup, Zach	INA	INA	INA														0	0	0	3
Stills, Kenny	WR	WR	WR														3	3	0	0
Swanson, Travis	NOR	DNP	DNP														0	0	2	0
Tankersley, Cordrea	X	INA	INA														1	0	0	2
Tannehill, Ryan	QB	QB	QB														3	3	0	0
Taylor, Vincent	X	X	X														3	0	0	0
Tunsil, Laremy	LT	LT	LT														3	3	0	0
Wake, Cameron	DE	DE	DE														3	3	0	0
Wilson, Albert	X	X	X														3	0	0	0
Woodard, Jonathan	PS	PS	PS														0	0	0	0
Young, Sam	X	X	X														3	0	0	0

POSITION IN CAPS = STARTER

X = PLAYED/SUBSTITUTED

INA = INACTIVE

IR = INJURED RESERVE

SUS = SUSPENDED

NOR = NOT ON ROSTER

PS = PRACTICE SQUAD

DNP = DID NOT PLAY

NFI = NON-FOOTBALL ILLNESS/INJURY

PUP = PHYSICALLY UNABLE TO PERFORM



## THE LAST TIME IT HAPPENED

THE LAST TIME (TEAM)		
BY DOLPHINS		BY OPPONENT
34-31, at Buffalo, 12/24/16	WON IN OVERTIME	21-24, at Arizona, 9/30/12
31-28, vs. N.Y. Jets, 10/22/17	WON BY SCORING IN THE LAST 2 MINUTES	30-20, vs. Tampa Bay, 11/19/17
34-31, at Buffalo, 12/24/16	TIED BY SCORING IN THE LAST 2 MINUTES	21-24, at Arizona, 9/30/12
37-0, vs. San Diego, 11/2/14	SHUTOUT AN OPPONENT	0-40, at Baltimore, 10/26/17
35-9, vs. Denver, 12/3/17	WON BY 20+ POINTS	21-45, at Carolina, 11/13/17
24-23, vs. Buffalo, 12/4/05	WON AFTER TRAILING BY 20+ POINTS	34-46, vs. New Orleans, 10/25/09
38-10, at Tennessee, 10/18/15	HELD A 28+ POINT LEAD	21-45, at Carolina, 11/13/17
35-9, vs. Denver, 12/3/17	HELD A 21+ POINT LEAD	21-45, at Carolina, 11/13/17
21 (third quarter), at N.Y. Jets, 12/17/16	SCORED 20+ POINTS IN A QUARTER	21 (third quarter), at Carolina, 11/13/17
21 (second half), vs. Oakland, 9/23/18	SCORED 20+ POINTS IN A HALF	20 (first half), at Kansas City, 12/24/17
22-9, vs. Buffalo, 11/13/14	HELD OPPONENT WITHOUT A TD	0-40, at Baltimore, 10/26/17
3 offense & 1 defense, vs. Denver, 12/3/17	SCORED TD ON OFFENSE AND DEFENSE	3 offense & 2 defense, at Baltimore, 10/26/17
1 offense, 1 defense, 2 special teams, at N.Y. Jets, 11/1/09	SCORED TD ON OFFENSE, DEFENSE & SPECIAL TEAMS	2 offense, 1 defense & 2 special teams, at New England, 10/4/10
Twice vs. Denver, 12/3/17	SCORED SAFETY	vs. Indianapolis, 12/26/15

THE LAST TIME (OFFENSE)		
BY DOLPHINS		BY OPPONENT
Has never happened	600+ NET YARDS OF OFFENSE	622, vs. New England, 9/12/11
503, vs. Houston, 10/25/15	500+ NET YARDS OF OFFENSE	548, at Carolina, 11/13/17
448, vs. Tampa Bay, 11/19/17	400+ NET YARDS OF OFFENSE	434, vs. Oakland, 9/23/18
315, vs. Baltimore, 11/11/73	300+ NET RUSHING YARDS	305, at Pittsburgh, 12/18/88
261, at Buffalo, 12/24/16	200+ NET RUSHING YARDS	294, at Carolina, 11/13/17
206, Jay Ajayi, at Buffalo, 12/24/16	200-YARD RUSHING GAME	203, Rueben Mayes, vs. New Orleans, 12/7/86
206, Jay Ajayi, at Buffalo, 12/24/16	150-YARD RUSHING GAME	166, Chris Ivory, vs. N.Y. Jets, 10/4/15
114, Kenyan Drake, vs. New England, 12/11/17	100-YARD RUSHING GAME	112, Dion Lewis, at New England, 11/26/17
Mercury Morris (125) and Don Nottingham (102), at Green Bay, 10/5/75	TWO 100-YARD RUSHERS	LeSean McCoy (112) and Karlos Williams (110), at Buffalo, 11/8/15
Kenyan Drake, 120, vs. Denver, 12/3/17, 114, vs. New England, 12/11/17	CONSECUTIVE 100-YARD RUSHING GAMES	C.J. Anderson, 167, at Denver, 11/23/14 and Chris Johnson, 105, at N.Y. Jets, 12/1/14
Jay Ajayi (206) and Damien Williams (56), at Buffalo, 12/24/16	COMBINED 200-YARDS RUSHING BY 2 PLAYERS	Jonathan Stewart (110) and Cam Newton (95), at Carolina, 11/13/17
32, Jay Ajayi, at Buffalo, 12/24/16	30+ CARRIES	32, Knile Davis, vs. Kansas City, 9/21/14
25, Kenyan Drake, vs. New England, 12/11/17	25+ CARRIES	29, Kareem Hunt, at Kansas City, 12/24/17





## THE LAST TIME (OFFENSE)

BY DOLPHINS		BY OPPONENT
85t, Lamar Miller, vs. Houston, 10/25/15	80+ YARD RUSHING PLAY	Has never happened
69, Damien Williams, vs. Tampa Bay, 11/19/17	60+ YARD RUSHING PLAY	69, Cam Newton, at Carolina, 11/13/17
42t, Kenyan Drake, vs. Denver, 12/3/17	40+ YARD RUSHING PLAY	69, Cam Newton, at Carolina, 11/13/17 43, Cameron Artis-Payne, at Carolina, 11/13/17
2, Jay Ajayi, vs. Pittsburgh, 10/16/16	2+ RUSHING TOUCHDOWNS	2, Marshawn Lynch, vs. Oakland, 11/5/17
442, at Cincinnati, 10/1/95	400+ NET PASSING YARDS (TEAM)	419, at Indianapolis, 11/4/12
332, vs. Oakland, 9/23/18	300+ NET PASSING YARDS (TEAM)	325, vs. Oakland, 9/23/18
58, Ryan Tannehill, at N.Y. Jets, 11/29/15	50+ PASS ATTEMPTS	56, Tom Brady, vs. New England, 9/7/14
42, David Fales, vs. Buffalo, 12/31/17	40+ PASS ATTEMPTS	41, Sam Darnold, at N.Y. Jets, 9/16/18
34, Jay Cutler, vs. Oakland, 11/5/17	30+ COMPLETIONS	31, Philip Rivers, at L.A. Chargers, 9/17/17
29, David Fales, vs. Buffalo, 12/31/17	25+ COMPLETIONS	27, Derek Carr, vs. Oakland, 9/23/18
at Kansas City, 12/24/17	NO SACKS ALLOWED	vs. Tennessee, 9/9/18
Has never happened	PERFECT PASSER RATING (158.3) (MIN. 20 ATTEMPTS)	158.3, Geno Smith, vs. N.Y. Jets, 12/28/14
311, Jay Cutler, vs. Oakland, 11/5/17	300+ YARD PASSER	345, Derek Carr, vs. Oakland, 9/23/18
Ryan Tannehill, 389, at New England, 9/18/16 and 319, vs. Cleveland, 9/25/16	CONSECUTIVE 300+ YARD PASSING GAMES	Sam Darnold, 334, at N.Y. Jets, 9/16/18 and Derek Carr, 345, vs. Oakland, 9/23/18
4, Matt Moore, at N.Y. Jets, 12/17/16	4+ TD PASSES	4, Tom Brady, at New England, 11/26/17
3, Ryan Tannehill, vs. Oakland, 9/23/18	3+ TD PASSES	4, Tom Brady, at New England, 11/26/17
15, Chris Chambers, vs. Buffalo, 12/4/05	15+ RECEPTIONS	15, Isaac Bruce, at St. Louis, 12/24/95
10, Jarvis Landry, at Buffalo, 12/17/17	10+ RECEPTIONS	10, Alvin Kamara, vs. New Orleans, 10/1/17
253, Brian Hartline, at Arizona, 9/30/12	200-YARD RECEIVER	221, Eric Decker, vs. N.Y. Jets, 12/28/14
180, Kenny Stills, vs. Tampa Bay, 11/19/17	150-YARD RECEIVER	173, Jordy Nelson, vs. Oakland, 9/23/18
106, Kenny Stills, vs. Tennessee, 9/9/18	100-YARD RECEIVER	173, Jordy Nelson, vs. Oakland, 9/23/18
Jarvis Landry (137) and DeVante Parker (106) at New England, 9/18/16	TWO 100-YARD RECEIVERS IN SAME GAME	Calvin Johnson (113) and Golden Tate (109) at Detroit, 11/9/14
Jarvis Landry, 103, vs. Arizona, 12/11/16 and 108, at N.Y. Jets, 12/17/16	CONSECUTIVE 100-YARD RECEIVING GAMES	Sammy Watkins, 154, at Buffalo, 12/24/16; Julian Edelman, 151, vs. New England, 1/1/17; Keenan Allen, 100, at L.A. Chargers, 9/17/17
Jakeem Grant, 101 (first half), at Kansas City, 12/24/17	100-YARDS RECEIVING IN A HALF	Jordy Nelson, 151 (first half), vs. Oakland, 9/23/18
Has never happened	90+ YARD PASSING PLAY	99t, Tom Brady to Wes Welker, vs. New England, 9/12/11
80, Ryan Tannehill to Brian Hartline, at Arizona, 9/30/12	80+ YARD PASSING PLAY	84, Eli Manning to Odell Beckham Jr., vs. N.Y. Giants, 12/14/15
74t, Ryan Tannehill to Albert Wilson, vs. Oakland, 9/23/18	60+ YARD PASSING PLAY	66, Derek Carr to Jordy Nelson, vs. Oakland, 9/23/18
74t, Ryan Tannehill to Albert Wilson, vs. Oakland, 9/23/18	50+ YARD PASSING PLAY	66, Derek Carr to Jordy Nelson, vs. Oakland, 9/23/18
74t, Ryan Tannehill to Albert Wilson, vs. Oakland, 9/23/18	40+ YARD PASSING PLAY	66, Derek Carr to Jordy Nelson, vs. Oakland, 9/23/18
3, Lamar Thomas, vs. Denver, 12/21/98	3+ TD RECEPTIONS	3, Danny Woodhead, at San Diego, 12/20/15



## THE LAST TIME (OFFENSE)

BY DOLPHINS		BY OPPONENT
2, Jakeem Grant, vs. Oakland, 9/23/18	2+ TD RECEPTIONS	2, Rob Gronkowski, at New England, 11/26/17
Kenyan Drake (114 rushing and 79 receiving), vs. New England, 12/11/17	LED TEAM IN RUSHING & RECEIVING IN SAME GAME	C.J. Anderson (67 rushing and 43 receiving), vs. Denver, 12/3/17
Jay Ajayi (214 rushing) and Kenny Stills (100 receiving) vs. Buffalo, 10/23/16	100-YARD RUSHER & 100-YARD RECEIVER IN SAME GAME	LeSean McCoy (128 rushing) and Sammy Watkins (154 receiving) at Buffalo, 12/24/16
Dan Marino (307 passing), Mark Higgs (131 rushing) and Tony Martin (106 receiving) vs. Tampa Bay, 12/1/91	100-YARD RUSHER, 100-YARD RECEIVER & 300-YARD PASSER IN SAME GAME	Tyrod Taylor (329 passing), LeSean McCoy (128 rushing), Sammy Watkins (154 receiving), at Buffalo, 12/24/16
Damien Williams (1 rushing, 1 receiving), at San Diego, 11/13/16	1+ RUSHING TD & 1+ RECEIVING TD IN SAME GAME	LeSean McCoy (1 rushing, 1 receiving), at Buffalo, 12/17/17
David Fales (1 passing, 1 rushing), vs. Buffalo, 12/31/17	1+ PASSING TD & 1+ RUSHING TD IN SAME GAME	Tyrod Taylor (1 passing, 1 rushing), at Buffalo, 12/17/17
vs. Oakland, 9/23/18	NO TURNOVERS	vs. Buffalo, 12/31/17
vs. N.Y. Jets, 10/22/17	TD SCORED ON FIRST DRIVE	vs. Oakland, 9/23/18
Kenyan Drake, vs. Oakland, 11/5/17	SUCCESSFUL 2-POINT CONVERSION	Tom Brady to Julian Edelman, vs. New England, 1/1/17
vs. Buffalo, 12/31/17	FAILED 2-POINT CONVERSION	vs. Buffalo, 12/31/17

## THE LAST TIME (DEFENSE)

BY DOLPHINS		BY OPPONENT
76, vs. Buffalo, 10/21/73	HELD OPPONENT UNDER 100 YARDS OF TOTAL OFFENSE	88, at New England, 10/12/80
118, vs. Buffalo, 9/21/03	HELD OPPONENT UNDER 150 YARDS OF TOTAL OFFENSE	103, at Buffalo, 12/22/13
188, vs. Tennessee, 10/8/17	HELD OPPONENT UNDER 200 YARDS OF TOTAL OFFENSE	196, at Baltimore, 10/26/17
248, vs. New England, 12/11/17	HELD OPPONENT UNDER 300 YARDS OF TOTAL OFFENSE	257, at N.Y. Jets, 9/16/18
25, vs. New England, 12/11/17	HELD OPPONENT UNDER 30 YARDS RUSHING	12, at N.Y. Jets, 11/29/15
42, at N.Y. Jets, 9/16/18	HELD OPPONENT UNDER 50 YARDS RUSHING	41, vs. Oakland, 9/23/18
42, at N.Y. Jets, 9/16/18	HELD OPPONENT UNDER 75 YARDS RUSHING	41, vs. Oakland, 9/23/18
42, at N.Y. Jets, 9/16/18	HELD OPPONENT UNDER 100 YARDS RUSHING	41, vs. Oakland, 9/23/18
49, at N.Y. Jets, 12/1/14	HELD OPPONENT UNDER 100 YARDS NET PASSING	78, vs. Tennessee, 10/8/17
125, vs. Arizona, 12/11/16	HELD OPPONENT UNDER 150 YARDS NET PASSING	122, at N.Y. Jets, 9/16/18
Louis Delmas (81) and Brent Grimes (22), at Jacksonville, 10/26/14	2+ INTERCEPTION RETURNS FOR TOUCHDOWNS BY TEAM IN SAME GAME	Darren Sharper (42) and Tracy Porter (54), vs. New Orleans, 10/25/09
30t, Xavien Howard, vs. Denver, 12/3/17	INTERCEPTION RETURN FOR A TD	65t, Justin Simmons, vs. Denver, 12/3/17



## THE LAST TIME (DEFENSE)

BY DOLPHINS		BY OPPONENT
3, Sam Madison, vs. Tennessee, 11/7/99	3+ INTERCEPTIONS	3, Nate Clements, at Buffalo, 10/20/02
2, Xavien Howard, vs. Oakland, 9/23/18	2+ INTERCEPTIONS	2, Preston Brown, vs. Buffalo, 9/27/15
8, at Arizona, 9/30/12	7+ SACKS BY TEAM	7, at New England, 11/26/17
6, vs. Tennessee, 10/8/17	6+ SACKS BY TEAM	7, at New England, 11/26/17
6, vs. Tennessee, 10/8/17	5+ SACKS BY TEAM	7, at New England, 11/26/17
4, Cameron Wake, at Tennessee, 10/18/15	4+ SACKS	Has never happened
4, Cameron Wake, at Tennessee, 10/18/15	3+ SACKS	3.5, Elvis Dumervil, vs. Baltimore, 12/7/14
2.5, Cameron Wake, vs. N.Y. Jets, 10/22/17	2+ SACKS	2, Trey Flowers and Elandon Roberts, at New England, 11/26/17
14t, Reshad Jones, at New England, 11/26/17	FUMBLE RECOVERED FOR TOUCHDOWN	0t, Adarius Glanton, vs. Tampa Bay, 11/19/17

## THE LAST TIME (SPECIAL TEAMS)

BY DOLPHINS		BY OPPONENT
102t, Jakeem Grant, vs. Tennessee, 9/9/18	KICKOFF RETURN FOR A TD	94t, Darius Jennings, vs. Tennessee, 9/9/18
94t, Mercury Morris, at New England, 12/5/71	KICKOFF RETURN FOR A TD ON OPENING KICKOFF	101t, Jacoby Ford, at Oakland, 11/28/10
102t, Jakeem Grant, vs. Tennessee, 9/9/18	50+ YARD KICKOFF RETURN	94t, Darius Jennings, vs. Tennessee, 9/9/18
74t, Jakeem Grant, vs. Tennessee, 10/9/16	PUNT RETURN FOR A TD	79t, Leodis McKelvin, at Buffalo, 11/15/12
74t, Jakeem Grant, vs. Tennessee, 10/9/16	50+ YARD PUNT RETURN	57, Jeremy Kerley, at N.Y. Jets, 11/29/15
Walt Aikens, at N.Y. Jets, 12/17/16	BLOCKED PUNT RECOVERED FOR A TD	Chris Burkett, vs. N.Y. Jets, 9/29/91
Terrence Fede, vs. Denver, 12/3/17	BLOCKED PUNT	Boobie Dixon, at Buffalo, 9/14/14
Walt Aikens return of blocked PAT, vs. Arizona, 12/11/16	DEFENSIVE 2-POINT CONVERSION ON PAT	Has never happened
Jordan Phillips, vs. Arizona, 12/11/16	BLOCKED PAT	Donald Penn, vs. Tampa Bay, 11/15/09
Jason Sanders, at N.Y. Jets, 9/16/18	MISSED (NOT BLOCKED) PAT	Jason Myers, at N.Y. Jets, 9/16/18
Vincent Taylor, at Baltimore, 10/26/17	BLOCKED FIELD GOAL	Daniel McCullers, vs. Pittsburgh, 10/16/16
47t, Curtis Johnson, vs. Green Bay, 12/19/71	BLOCKED FIELD GOAL RETURNED FOR TD	62t, Kyle Arrington, vs. New England, 12/14/14
6, Dan Carpenter, at Oakland, 11/28/10	6+ FIELD GOALS ATTEMPTED	6, Harrison Butker, at Kansas City, 12/24/17
5, Andrew Franks, vs. Pittsburgh, 10/16/16	5+ FIELD GOALS ATTEMPTED	6, Harrison Butker, at Kansas City, 12/24/17
4, Cody Parkey, at L.A. Chargers, 9/17/17	4+ FIELD GOALS ATTEMPTED	6, Harrison Butker, at Kansas City, 12/24/17
3, Cody Parkey, at Kansas City, 12/24/17	3+ FIELD GOALS ATTEMPTED	3, Stephen Hauschka, vs. Buffalo, 12/31/17
6, Olindo Mare, at New England, 10/17/99	6+ FIELD GOALS MADE	Never happened
5, Dan Carpenter, at Cincinnati, 10/31/10	5+ FIELD GOALS MADE	5, Harris Butker, at Kansas City, 12/24/17
4, Cody Parkey, at L.A. Chargers, 9/17/17	4+ FIELD GOALS MADE	5, Harris Butker, at Kansas City, 12/24/17
3, Cody Parkey, at Buffalo, 12/17/17	3+ FIELD GOALS MADE	3, Stephen Hauschka, vs. Buffalo, 12/31/17
vs. Buffalo, 12/31/17	SUCCESSFUL ONSIDE KICK	at Buffalo, 12/18/11
vs. Oakland, 11/5/17	FAILED ONSIDE KICK ATTEMPT	vs. Oakland, 9/23/18



GAME SUMMARIES & GAME BOOK



## 2018 GAME RECAPS

### WEEK 1

SEPT. 9, 2018 | MIAMI GARDENS, FLA.  
HARD ROCK STADIUM  
ATTENDANCE: 65,184 | TV: FOX

TENNESSEE 20	MIAMI 27
--------------	----------

SCORING SUMMARY					
	1	2	3	4	F
Tennessee	3	0	0	17	20
Miami	0	7	3	17	27

In what had to be one of the strangest season openers in NFL history, the Dolphins struck for big plays to defeat the Tennessee Titans at Hard Rock Stadium.

Jakeem Grant scored on a 102-yard kickoff return in the first minute of the fourth quarter to break a 10-10 tie and Ryan Tannehill later hit Kenny Stills with a 75-yard touchdown pass to highlight the 27-20 victory.

Reshad Jones also played a big role in the victory. His 54-yard return of his second interception of the game set up Jason Sanders' 30-yard field goal that gave the Dolphins a 10-point cushion with 3:49 left in the fourth quarter. Tennessee kicked a field goal with 11 seconds left in their hope of pulling off a miracle comeback, but rookie Jerome Baker recovered the ensuing onside kick to clinch the victory.

Jones became the first Dolphins safety since 2004 to have two interceptions in one game.

Stills' touchdown was his second of the game. He had a 10-yard TD reception in the second quarter that gave the Dolphins a 7-3 lead.

Grant's touchdown, the second-longest kickoff return in franchise history behind only a 105-yarder by Mercury Morris in 1973, came right after Tennessee had tied the game with a 1-yard touchdown run by Dion Lewis. Grant became the fourth player to have punt and kickoff returns for touchdowns for the Dolphins, as he joined Ted Ginn Jr., Marcus Thigpen and Freddie Solomon.

Tennessee also scored on a kickoff return, with Darius Jennings answering Stills' long touchdown with a 94-yard touchdown to make it 24-17.

Thanks to two delays right around two hours because of lightning near Hard Rock Stadium, the game set a record as the longest in NFL history. The game lasted a little more than seven hours, easily beating the previous mark of 5 hours, 16 minutes, according to the Elias Sports Bureau.

The first delay occurred late in the second quarter and the second took place midway through the third quarter.

The Dolphins' 98-yard scoring drive in the second quarter was the third-longest in team history and the longest since a 99-yard drive Sept. 24, 1989 against the New York Jets.

The game first was delayed almost two hours because of lightning around Hard Rock Stadium. The stoppage came with 1:11 left in the first half and Tennessee facing a third-and-1 from its 24-yard line.

The second delay came with 6:47 left in the third quarter and lasted 2 hours and 2 minutes.

### SCORING DRIVES

TEAM	QTR	TIME	PLAY (EXTRA POINT) (DRIVE INFO)	TEN	MIA
Titans	1	10:18	R.Succop 47 yd. Field Goal (9-37, 4:42)	3	0
Dolphins	2	11:21	K.Stills 10 yd. pass from R.Tannehill (J.Sanders kick) (12-98, 5:21)	3	7
Dolphins	3	4:05	J.Sanders 27 yd. Field Goal (6-19, 2:37)	3	10
Titans	4	14:17	D.Lewis 4 yd. run (R.Succop kick) (9-75, 4:48)	10	10
Dolphins	4	14:04	J.Grant 102 yd. kickoff return (J.Sanders kick) (0-0, 0:13)	10	17
Dolphins	4	10:22	K.Stills 75 yd. pass from R.Tannehill (J.Sanders kick) (4-89, 1:17)	10	24
Titans	4	10:11	D.Jennings 94 yd. kickoff return (R.Succop kick) (0-0, 0:11)	17	24
Dolphins	4	3:49	J.Sanders 30 yd. Field Goal (4-0, 2:15)	17	27
Titans	4	0:11	R.Succop 53 yd. Field Goal (6-45, 0:56)	20	27

### GAME STATISTICS

#### RUSHING (Att-Yds-TD):

Tennessee: D. Lewis 16-75-1, D. Henry 10-26, M. Mariota 3-15.  
Miami: F. Gore 9-61, K. Drake 14-44, A. Wilson 2-7, R. Tannehill 4-4.

#### PASSING (A-C-Y-TD-I):

Tennessee: B. Gabbert 22-11-117-0-1, M. Mariota 16-9-103-0-2.  
Miami: R. Tannehill 28-20-230-2-2.

#### RECEIVING (Rec-Yds-TD):

Tennessee: C. Davis 6-62, D. Lewis 5-35, D. Walker 4-52, L. Stocker 2-37, T. Sharpe 1-17, J. Smith 1-12, D. Henry 1-5.  
Miami: J. Grant 5-38, K. Stills 4-106-2, D. Amendola 4-26, A. Wilson 3-31, K. Drake 3-18, M. Gesicki 1-11.

#### SACKS (Sk-Yds):

Tennessee: K. Correa 1-8.  
Miami: None.

#### INTERCEPTIONS (Int-Yds):

Tennessee: M. Butler 1-34, K. Vaccaro 1-0.  
Miami: R. Jones 2-80, K. Alonso 1-1.

#### FORCED FUMBLES:

Tennessee: None.  
Miami: None.

#### FUMBLE RECOVERIES (No-Yds):

Tennessee: None.  
Miami: None.

TEAM STATS	TEN	MIA
FIRST DOWNS	19	18
Rushing	4	7
Passing	13	9
Penalty	2	2
3RD-DOWN EFFICIENCY	6 FOR 14	2 FOR 10
4TH-DOWN EFFICIENCY	0 FOR 2	0 FOR 1
TOTAL NET YARDS	336	342
TOTAL NET PLAYS	67	58
Average Gain	5.0	5.9
NET YARDS RUSHING	116	120
Rushes	29	29
Yards per Rush	4.0	4.1
NET YARDS PASSING	220	222
Completed - Attempted	20-38	20-28
Yards per Pass Play	5.8	7.7
Sacked - Yards Lost	0-0	1-8
Had Intercepted	3	2
PUNTS - AVERAGE	4-179-44.8	4-215-53.8
RETURN YARDAGE	199	207
Punts - Return Yards	2-44	2-1
Kickoffs - Return Yards	2-121	2-125
Interceptions - Return Yards	2-34	3-81
PENALTIES - YARDS	5-48	7-51
FUMBLES - LOST	0-0	0-0
RED-ZONE EFFICIENCY	1 FOR 2	1 FOR 5
GOAL-TO-GO EFFICIENCY	1 FOR 2	1 FOR 2
TIME OF POSSESSION	29:35	30:25



## 2018 GAME RECAPS

SEPT. 16 2018 | EAST RUTHERFORD, N.J.  
METLIFE STADIUM  
ATTENDANCE: 77,982 | TV: CBS

## WEEK 2

## SCORING SUMMARY

	1	2	3	4	F
Miami	7	13	0	0	20
N.Y. Jets	0	0	6	6	12

## SCORING DRIVES

TEAM	QTR	TIME	PLAY (EXTRA POINT) (DRIVE INFO)	MIA	NVJ
Dolphins	1	1:12	K.Drake 6 yd. run (J.Sanders kick) (3-15, 1:29)	7	0
Dolphins	2	4:10	A.Wilson 29 yd. pass from R.Tannehill (J.Sanders kick) (2-49, 0:46)	14	0
Dolphins	2	0:42	A.Derby 19 yd. pass from R.Tannehill (kick failed, wr) (8-62, 1:47)	20	0
Jets	3	11:51	B.Powell 28 yd. pass from S.Darnold (kick failed, wr) (7-75, 3:09)	20	6
Jets	4	10:06	J.Myers 55 yd. Field Goal (11-22, 6:14)	20	9
Jets	4	5:56	J.Myers 41 yd. Field Goal (10-63, 3:05)	20	12

The Dolphins used a big first half to produce their first 2-0 start in five years.

Ryan Tannehill threw two touchdown passes and the defense came up with two takeaways to help the Dolphins build a 20-0 lead on their way to a 20-12 victory against the New York Jets at MetLife Stadium.

It's the Dolphins' first 2-0 start since 2013 when they started 3-0.

Albert Wilson and A.J. Derby caught the touchdown passes and running back Kenyan Drake had the other touchdown for the Dolphins, who got interceptions by safety T.J. McDonald and cornerback Xavier Howard along with a fumble recovery by linebacker Raekwon McMillan.

Tannehill ended the first half 12-for-15 for 116 yards with two touchdowns and a 138.5 passer rating.

The Dolphins spoiled the first home game for Jets rookie quarterback Sam Darnold, who passed for 334 yards and a touchdown, but had a 74.6 passer rating because of those two interceptions.

The Dolphins didn't score in the second half but the offense came up with a clutch game-clinching drive that featured four first downs and ate up the final 5:56 of the game.

Frank Gore became the fourth-leading rusher in NFL history, passing Curtis Martin with an 8-yard run in the third quarter. He now trails only Emmitt Smith, Walter Payton and Barry Sanders. Gore had a key 20-yard reception on a fourth-quarter drive that helped the Dolphins run out the clock.

Tannehill was used as a runner in this game, starting from the first snap when he kept the ball on an option play and sprinted for a 20-yard gain before being tackled. He also had a 10-yard gain on another keeper in the fourth quarter before clinching the victory with the Jets out of timeouts.

Defensive end Robert Quinn again was a force along the defensive line. He induced a false start penalty, later pushed Sam Darnold into the pocket and right into the arms of Jordan Phillips for the Dolphins' first sack of the season, and then had a sack himself.

Punter Matt Haack was an unsung hero in the first half as he had four punts inside the 20-yard line, including one that forced the Jets to start at their 4-yard line.

The Dolphins opened the scoring after their first takeaway, McDonald's interception that he returned 31 yards to the Jets 14-yard line. After Wilson gained 3 yards on a Wildcat run, Drake went in almost untouched on third-and-1 thanks to some key blocks by Laremy Tunsil and Ted Larsen, the new starting left guard after four-time Pro Bowl selection Josh Sitton was placed on injured reserve.

McMillan's fumble recovery at the Jets 49-yard line after fellow linebacker Kiko Alonso knocked the ball loose from wide receiver Robby Anderson set up the Dolphins' second touchdown.

## GAME STATISTICS

RUSHING (Att-Yds-TD):

N.Y. Jets: I. Crowell 12-35. B. Powell 5-6. S. Darnold 2-1.

N.Y. Jets: I. Crowell 12-35, B. Powell 5-6, S. Darnold 2-1.

**PASSING (A-C-Y-TD-I):**

Miami: R. Tannehill 23-17-168-2-0.

N.Y. Jets: S. Darnold 41-25-334-1-2.

## RECEIVING (Rec-Yds-TD):

Miami: D. Amendola 4-32, K. Drake 4-17, A. Wilson 3-37-1, J. Grant 2-27, K. Stills 2-17, A. Derby 1-19-1, F. Gore 1-19.

N.Y. Jets: Q. Enunwa 7-92, B. Powell 5-74-1, T. Pryor 4-84, R. Anderson 3-27, C. Herndon 2-30, I. Crowell 2-4, E. Tomlinson 1-24, J. Kearse 1-(-1).

**SACKS (Sk-Yds):**

Miami: R. Quinn 1-6, J. Phillips 1-5, W. Hayes 1-3.

N.Y. Jets: J. Jenkins 1-17, H. Anderson 1-15, B. Copeland 1-8, J. Adams 1-6.

**INTERCEPTIONS (Int-Yds):**

Miami: T. McDonald 1-31, X. Howard 1-0.

N.Y. Jets: None.

**FORCED FUMBLES:**

Miami: K. Alonso 2.

N.Y. Jets: J. Jenkins 1, J. Adams 1.

**FUMBLE RECOVERIES (No-Yds):**

Miami: R. McMillan 1-0.

N.Y. Jets: J. Jenkins 1-0, A. Williamson 1-0.

TEAM STATS	MIA	NYJ
FIRST DOWNS	18	21
Rushing	6	3
Passing	9	17
Penalty	3	
3RD-DOWN EFFICIENCY	6 FOR 13	3 FOR 10
4TH-DOWN EFFICIENCY	0 FOR 0	0 FOR 0
TOTAL NET YARDS	257	362
TOTAL NET PLAYS	58	63
Average Gain	4.4	5.7
NET YARDS RUSHING	135	42
Rushes	31	19
Yards per Rush	4.4	2.2
NET YARDS PASSING	122	320
Completed - Attempted	17-23	25-41
Yards per Pass Play	4.5	7.3
Sacked - Yards Lost	4-46	3-14
Had Intercepted	0	2
PUNTS - AVERAGE	6-295-49.2	5-263-52.6
RETURN YARDAGE	113	4
Punts - Return Yards	3-48	1-4
Kickoffs - Return Yards	1-34	0-0
Interceptions - Return Yards	2-31	0-0
PENALTIES - YARDS	2-10	7-50
FUMBLES - LOST	3-2	4-1
RED-ZONE EFFICIENCY	2 FOR 3	0 FOR 2
GOAL-TO-GO EFFICIENCY	0 FOR 0	0 FOR 0
TIME OF POSSESSION	28:25	31:33





## 2018 GAME RECAPS

### WEEK 3

SEPT. 23, 2018 | MIAMI GARDENS, FLA.  
HARD ROCK STADIUM  
ATTENDANCE: 65,667 | TV: FOX

OAKLAND 20	MIAMI 28
------------	----------

SCORING SUMMARY					
	1	2	3	4	F
Oakland	7	3	7	3	20
Miami	0	7	7	14	28

Head Coach Adam Gase pulled out his bag of tricks Sunday, and it helped produce a thrilling comeback victory for the Dolphins.

Jakeem Grant scored two touchdowns in the fourth quarter off gadget plays and the Dolphins overcame a 17-7 deficit to defeat the Oakland Raiders 28-20 at Hard Rock Stadium and move to 3-0 on the season.

Grant gave the Dolphins the lead for good with 7:18 on a 52-yard pass from wide receiver Albert Wilson (a quarterback in high school) after gadgetback Ryan Tannehill handed the ball to Frank Gore, who then flipped it to Wilson.

Grant earlier scored on a 16-yard reception when he took a flip from Tannehill as he was running across the line of scrimmage to the right with the quarterback in shotgun formation.

The Dolphins added to their lead when Wilson scored on a 74-yard reception on the final snap before the two-minute warning off the same play, except this one when he was running to the left.

Wilson's touchdown came two plays after cornerback Xavier Howard preserved the Dolphins' 21-17 lead when he came up with his second interception of the game, his third in two games. Howard picked off Derek Carr in the end zone after Oakland had a first-and-10 from the Miami 13-yard line.

Oakland kicked a field goal with 20 seconds left to the final points of the game before Wilson recovered the ensuing onside kick to clinch the victory.

Tannehill, who preceded Wilson's TD pass with an 18-yard scramble, earlier threw a 34-yard touchdown strike to Kenny Stills.

Oakland dominated the time of possession and had the advantage in yardage in a game that physically was difficult for the Dolphins.

The Dolphins lost defensive linemen William Hayes and Akeem Spence in the first half.

Hayes sustained a knee injury when he sacked Carr on third down, one play after he tackled running back Doug Martin for a loss.

Spence was ejected from the game in the second quarter when he was penalized after Cameron Wake had sacked Carr on third down. The penalty kept alive a drive that ate up 8:36 and ended with a short field goal by Mike Nugent.

Tight end A.J. Derby missed the second half after being sidelined by a foot injury, and defensive end Andre Branch didn't return after sustaining a knee injury in the third quarter.

### SCORING DRIVES

TEAM	QTR	TIME	PLAY (EXTRA POINT) (DRIVE INFO)	OAK	MIA
Raiders	1	13:34	J.Nelson 12 yd. pass from D.Carr (M.Nugent kick) (4-75, 1:26)	7	0
Dolphins	2	12:11	K.Stills 34 yd. pass from R.Tannehill (J.Sanders kick) (3-35, 1:31)	7	7
Raiders	2	3:34	M.Nugent 25 yd. Field Goal (16-68, 8:37)	10	7
Raiders	3	2:58	M.Lynch 1 yd. run (M.Nugent kick) (15-67, 9:44)	17	7
Dolphins	3	0:55	J.Grant 18 yd. pass from R.Tannehill (J.Sanders kick) (4-70, 2:03)	17	14
Dolphins	4	7:18	J.Grant 52 yd. pass from A.Wilson (J.Sanders kick) (2-70, 0:48)	17	21
Dolphins	4	2:00	A.Wilson 74 yd. pass from R.Tannehill (J.Sanders kick) (2-80, 0:54)	17	28
Raiders	4	0:20	M.Nugent 52 yd. Field Goal (6-41, 1:40)	20	28

### GAME STATISTICS

#### RUSHING (Att-Yds-TD):

Oakland: M. Lynch 19-64-1, D. Martin 9-43, M. Bryant 1-4, K. Smith 1-0, D. Carr 2-(-2).  
Miami: R. Tannehill 3-26, F. Gore 6-12, K. Drake 5-3.

#### PASSING (A-C-Y-TD-I):

Oakland: D. Carr 39-27-345-1-2.  
Miami: R. Tannehill 23-17-289-3-0, A. Wilson 1-1-52-1-0.

#### RECEIVING (Rec-Yds-TD):

Oakland: J. Nelson 6-173-1, J. Richard 6-59, J. Cook 5-31, M. Lynch 3-22, M. Bryant 2-30, A. Cooper 2-17, D. Harris 2-11, K. Smith 1-2.  
Miami: K. Stills 3-61-1, D. Amendola 3-42, M. Gesicki 3-31, A. Wilson 2-74-1, J. Grant 2-70-2, D. Parker 2-40, K. Drake 2-7, A. Derby 1-16.

#### SACKS (Sk-Yds):

Oakland: C. McDonald 1-9.  
Miami: C. Wake 1-8, W. Hayes 1-7, V. Taylor 1-5.

#### INTERCEPTIONS (Int-Yds):

Oakland: None.  
Miami: X. Howard 2-39.

#### FORCED FUMBLES:

Oakland: None.  
Miami: None.

#### FUMBLE RECOVERIES (No-Yds):

Oakland: None.  
Miami: None.

TEAM STATS	OAK	MIA
<b>FIRST DOWNS</b>	<b>25</b>	<b>13</b>
Rushing	5	2
Passing	17	11
Penalty	3	0
<b>3RD-DOWN EFFICIENCY</b>	<b>7 FOR 13</b>	<b>2 FOR 8</b>
<b>4TH-DOWN EFFICIENCY</b>	<b>0 FOR 1</b>	<b>0 FOR 0</b>
<b>TOTAL NET YARDS</b>	<b>434</b>	<b>373</b>
<b>TOTAL NET PLAYS</b>	<b>74</b>	<b>39</b>
Average Gain	5.9	9.6
<b>NET YARDS RUSHING</b>	<b>109</b>	<b>41</b>
Rushes	32	14
Yards per Rush	3.4	2.9
<b>NET YARDS PASSING</b>	<b>325</b>	<b>332</b>
Completed - Attempted	27-39	18-24
Yards per Pass Play	7.7	13.3
Sacked - Yards Lost	3-20	1-9
Had Intercepted	2	0
<b>PUNTS - AVERAGE</b>	<b>3-112-37.3</b>	<b>6-282-47.0</b>
<b>RETURN YARDAGE</b>	<b>50</b>	<b>144</b>
Punts - Return Yards	3-11	0-0
Kickoffs - Return Yards	2-39	4-105
Interceptions - Return Yards	0-0	2-39
<b>PENALTIES - YARDS</b>	<b>8-38</b>	<b>9-74</b>
<b>FUMBLES - LOST</b>	<b>1-0</b>	<b>0-0</b>
<b>RED-ZONE EFFICIENCY</b>	<b>2 FOR 5</b>	<b>1 FOR 1</b>
<b>GOAL-TO-GO EFFICIENCY</b>	<b>1 FOR 3</b>	<b>0 FOR 0</b>
<b>TIME OF POSSESSION</b>	<b>38:31</b>	<b>21:29</b>



## National Football League Game Summary

NFL Copyright © 2018 by The National Football League. All rights reserved. This summary and play-by-play is for the express purpose of assisting media in their coverage of the game; any other use of this material is prohibited without the written permission of the National Football League. Updated: 9/24/2018

Date: Sunday, 9/23/2018

**Oakland Raiders at Miami Dolphins**  
at Hard Rock Stadium, Miami Gardens, Fla.

Start Time: 1:02 PM ET

### Game Day Weather

Game Weather: Partly Cloudy  
Played Outdoor on Turf: Natural Grass

Temp: 90° F (32.2° C) Humidity: 58%, Wind: E 7 mph

### Officials

Referee: Hochuli, Shawn (83)  
Line Judge: Bradley, Greg (98)  
Back Judge: Martinez, Rich (39)

Umpire: Ellison, Roy (81)  
Field Judge: Hill, Tom (97)  
Replay Official: Madsen, Carl (0)

Down Judge: Camp, Ed (134)  
Side Judge: Hill, Chad (125)

### Lineups

Oakland Raiders		Defense	
Offense			
WR 82 J.Nelson		DE 98 F.Rucker	
LT 77 K.Miller		DT 90 J.Hankins	
LG 70 K.Osemele		DT 73 M.Hurst	
C 61 R.Hudson		DE 51 B.Irvin	
RG 66 G.Jackson		SLB 50 N.Morrow	
RT 72 D.Penn		WLB 59 T.Whitehead	
TE 87 J.Cook		DB 29 L.Hall	
WR 89 A.Cooper		CB 22 R.Melvin	
QB 4 D.Carr		CB 21 G.Conley	
RB 24 M.Lynch		S 31 M.Gilchrist	
WR 19 B.LaFell		S 27 R.Nelson	

Miami Dolphins		Defense	
Offense			
WR 11 D.Parker		DE 91 C.Wake	
LT 78 L.Tunsil		DT 56 D.Godchaux	
LG 62 T.Larsen		DT 93 A.Spence	
C 67 D.Kilgore		DE 94 R.Quinn	
RG 77 J.Davis		LB 47 K.Alonso	
RT 70 J.James		LB 52 R.McMillan	
TE 21 F.Gore		LB 55 J.Baker	
QB 17 R.Tannehill		CB 25 X.Howard	
RB 32 K.Drake		CB 28 B.McCain	
WR 80 D.Amendola		S 29 M.Fitzpatrick	
WR 10 K.Stills		S 22 T.McDonald	

### Substitutions

P 5 J.Townsend, K 6 M.Nugent, WR 12 M.Bryant, WR/RS 17 D.Harris, S 25 E.Harris, RB 28 D.Martin, RB 30 J.Richard, FB 41 K.Smith, S 42 K.Joseph, CB 45 D.Rodgers-Cromartie, LS 47 T.Sieg, LB 54 E.Lamur, LB 55 M.Lee, LB 56 D.Johnson, LB 58 K.Wilber, T 74 T.Clemmings, G/C 76 J.Feliciano, TE 85 D.Carrier, TE 86 L.Smith, LB 91 S.Calhoun, DE 95 F.Brown, DT 97 C.McDonald, DE 99 A.Key

### Substitutions

P 2 M.Haack, K 7 J.Sanders, WR 15 A.Wilson, WR 19 J.Grant, CB 24 T.McTyer, CB 26 M.Smith, CB 31 C.Armstrong, RB 34 S.Perry, CB/S 35 W.Aikens, RB 38 B.Bolden, LB 44 S.Anthony, DE 50 A.Branch, LB 59 C.Allen, T 79 S.Young, TE 81 D.Smythe, TE 85 A.Derby, TE 86 M.Gesicki, DE 90 C.Harris, LS 92 J.Denney, DE 95 W.Hayes, DT 96 V.Taylor, DT 97 J.Phillips

### Did Not Play

QB 2 A.McCarron

### Did Not Play

QB 8 B.Osweiler, C 66 T.Swanson

### Not Active

WR 10 S.Roberts, CB 23 N.Nelson, RB 33 D.Washington, T 71 J.Murray, T 75 B.Parker, DT 92 P.Hall, DL 96 T.Carradine

### Not Active

QB 4 L.Falk, QB 9 D.Fales, WR 16 T.McEvoy, S 20 R.Jones, CB 23 C.Tankersley, RB 27 K.Ballage, T 74 Z.Sterup

### Field Goals (made ) & missed)

M.Nugent (25) (52)

		1	2	3	4	OT	Total
VISITOR:	Oakland Raiders	7	3	7	3	0	20
HOME:	Miami Dolphins	0	7	7	14	0	28

### Scoring Plays

Team	Qtr	Time	Play Description (Extra Point) (Drive Info)	Visitor	Home
Raiders	1	13:34	J.Nelson 12 yd. pass from D.Carr (M.Nugent kick) (4-75, 1:26)	7	0
Dolphins	2	12:11	K.Stills 34 yd. pass from R.Tannehill (J.Sanders kick) (3-35, 1:31)	7	7
Raiders	2	3:34	M.Nugent 25 yd. Field Goal (16-68, 8:37)	10	7
Raiders	3	2:58	M.Lynch 1 yd. run (M.Nugent kick) (15-67, 9:44)	17	7
Dolphins	3	0:55	J.Grant 18 yd. pass from R.Tannehill (J.Sanders kick) (4-70, 2:03)	17	14
Dolphins	4	7:18	J.Grant 52 yd. pass from A.Wilson (J.Sanders kick) (2-70, 0:48)	17	21
Dolphins	4	2:00	A.Wilson 74 yd. pass from R.Tannehill (J.Sanders kick) (2-80, 0:54)	17	28
Raiders	4	0:20	M.Nugent 52 yd. Field Goal (6-41, 1:40)	20	28
Paid Attendance: 65,667				Time: 3:04	



Oakland Raiders vs Miami Dolphins  
9/23/2018 at Hard Rock Stadium

## Final Individual Statistics

Oakland Raiders										Miami Dolphins											
RUSHING	ATT	YDS	AVG	LG	TD					RUSHING	ATT	YDS	AVG	LG	TD						
M.Lynch	19	64	3.4	9	1					R.Tannehill	3	26	8.7	18	0						
D.Martin	9	43	4.8	15	0					F.Gore	6	12	2.0	6	0						
M.Bryant	1	4	4.0	4	0					K.Drake	5	3	0.6	3	0						
K.Smith	1	0	0.0	0	0																
D.Carr	2	-2	-1.0	-1	0																
Total	32	109	3.4	15	1					Total	14	41	2.9	18	0						
PASSING	ATT	CMP	YDS	SK/YD	TD	LG	IN	RT					PASSING	ATT	CMP	YDS	SK/YD	TD	LG	IN	RT
D.Carr	39	27	345	3/20	1	66	2	83.8					R.Tannehill	23	17	289	1/9	3	74	0	155.3
													A.Wilson	1	1	52	0/0	1	52	0	158.3
Total	39	27	345	3/20	1	66	2	83.8					Total	24	18	341	1/9	4	74	0	156.3
PASS RECEIVING	TAR	REC	YDS	AVG	LG	TD					PASS RECEIVING	TAR	REC	YDS	AVG	LG	TD				
J.Nelson	8	6	173	28.8	66	1					K.Stills	5	3	61	20.3	34	1				
J.Richard	7	6	59	9.8	12	0					D.Amendola	3	3	42	14.0	15	0				
J.Cook	6	5	31	6.2	13	0					M.Gesicki	3	3	31	10.3	19	0				
M.Lynch	3	3	22	7.3	14	0					A.Wilson	2	2	74	37.0	74	1				
M.Bryant	5	2	30	15.0	19	0					J.Grant	3	2	70	35.0	52	2				
A.Cooper	5	2	17	8.5	9	0					D.Parker	3	2	40	20.0	36	0				
D.Harris	2	2	11	5.5	7	0					K.Drake	4	2	7	3.5	6	0				
K.Smith	1	1	2	2.0	2	0					A.Derby	1	1	16	16.0	16	0				
Total	37	27	345	12.8	66	1					Total	24	18	341	18.9	74	4				
INTERCEPTIONS	NO	YDS	AVG	LG	TD					INTERCEPTIONS	NO	YDS	AVG	LG	TD						
										X.Howard	2	39	19.5	39	0						
Total	0	0	0	0	0					Total	2	39	19.5	39	0						
PUNTING	NO	YDS	AVG	NET	TB	IN20	LG					PUNTING	NO	YDS	AVG	NET	TB	IN20	LG		
J.Townsend	3	112	37.3	37.3	0	1	54					M.Haack	6	282	47.0	41.8	1	3	63		
Total	3	112	37.3	37.3	0	1	54					Total	6	282	47.0	41.8	1	3	63		
PUNT RETURNS	NO	YDS	AVG	FC	LG	TD					PUNT RETURNS	NO	YDS	AVG	FC	LG	TD				
D.Harris	1	11	11.0	1	11	0					J.Grant	0	0	0.0	1	0	0				
D.Rodgers-Cromartie	1	0	0.0	0	0	0					[DOWNED]	1	0	0.0	0	0	0				
J.Nelson	1	0	0.0	0	0	0					[OUT OF BOUNDS]	1	0	0.0	0	0	0				
[OUT OF BOUNDS]	1	0	0.0	0	0	0															
[TOUCHBACK]	1	0	0.0	0	0	0															
Total	3	11	3.7	1	11	0					Total	0	0	0.0	1	0	0				
KICKOFF RETURNS	NO	YDS	AVG	FC	LG	TD					KICKOFF RETURNS	NO	YDS	AVG	FC	LG	TD				
D.Harris	2	39	19.5	0	21	0					J.Grant	4	105	26.3	0	32	0				
[TOUCHBACK]	3	0	0.0	0	0	0															
Total	2	39	19.5	0	21	0					Total	4	105	26.3	0	32	0				
Oakland Raiders																					
FUMBLES	FUM	LOST	OWN-REC	YDS	TD	FORCED	OPP-REC	YDS	TD	OUT-BDS											
J.Nelson	1	0	1	0	0	0	0	0	0	0											
Total	1	0	1	0	0	0	0	0	0	0											
Miami Dolphins																					
FUMBLES	FUM	LOST	OWN-REC	YDS	TD	FORCED	OPP-REC	YDS	TD	OUT-BDS											
Total	0	0	0	0	0	0	0	0	0	0											



Oakland Raiders vs Miami Dolphins  
9/23/2018 at Hard Rock Stadium

## Final Team Statistics

	Visitor Raiders	Home Dolphins
<b>TOTAL FIRST DOWNS</b>	25	13
By Rushing	5	2
By Passing	17	11
By Penalty	3	0
<b>THIRD DOWN EFFICIENCY</b>	7-13-54%	2-8-25%
<b>FOURTH DOWN EFFICIENCY</b>	0-1-0%	0-0-0%
<b>TOTAL NET YARDS</b>	434	373
Total Offensive Plays (inc. times thrown passing)	74	39
Average gain per offensive play	5.9	9.6
<b>NET YARDS RUSHING</b>	109	41
Total Rushing Plays	32	14
Average gain per rushing play	3.4	2.9
Tackles for a loss-number and yards	3-5	1-4
<b>NET YARDS PASSING</b>	325	332
Times thrown - yards lost attempting to pass	3-20	1-9
Gross yards passing	345	341
<b>PASS ATTEMPTS-COMPLETIONS-HAD INTERCEPTED</b>	39-27-2	24-18-0
Avg gain per pass play (inc.# thrown passing)	7.7	13.3
<b>KICKOFFS Number-In End Zone-Touchbacks</b>	5-3-0	5-3-3
<b>PUNTS Number and Average</b>	3-37.3	6-47.0
Had Blocked	0	0
<b>FGs - PATs Had Blocked</b>	0-0	0-0
<b>Net Punting Average</b>	37.3	41.8
<b>TOTAL RETURN YARDAGE (Not Including Kickoffs)</b>	11	39
No. and Yards Punt Returns	3-11	0-0
No. and Yards Kickoff Returns	2-39	4-105
No. and Yards Interception Returns	0-0	2-39
<b>PENALTIES Number and Yards</b>	8-38	9-74
<b>FUMBLES Number and Lost</b>	1-0	0-0
<b>TOUCHDOWNS</b>	2	4
Rushing	1	0
Passing	1	4
<b>EXTRA POINTS Made-Attempts</b>	2-2	4-4
Kicking Made-Attempts	2-2	4-4
<b>FIELD GOALS Made-Attempts</b>	2-2	0-0
<b>RED ZONE EFFICIENCY</b>	2-5-40%	1-1-100%
<b>GOAL TO GO EFFICIENCY</b>	1-3-33%	0-0-0%
<b>SAFETIES</b>	0	0
<b>FINAL SCORE</b>	20	28
<b>TIME OF POSSESSION</b>	38:31	21:29



Oakland Raiders vs Miami Dolphins  
9/23/2018 at Hard Rock Stadium

## Ball Possession And Drive Chart

### Oakland Raiders

#	Time Recd	Time Lost	Time Poss	How Ball Obtained	Drive Began	# Play	Yds Gain	Yds Pen	Net Yds	1st Down	Last Scrm	How Given Up
1	15:00	13:34	1:26	Kickoff	OAK 25	4	75	0	75	2	* MIA 12	Touchdown
2	11:50	6:52	4:58	Punt	OAK 4	9	97	-2	95	2	* MIA 1	Downs
3	2:15	1:58	0:17	Punt	OAK 41	1	0	0	0	0	OAK 41	Interception
4	0:04	13:42	1:22	Punt	OAK 2	3	0	0	0	0	OAK 2	Punt
5	12:11	3:34	8:37	Kickoff	OAK 25	16	58	10	68	5	* MIA 7	Field Goal
6	0:52	0:00	0:52	Punt	OAK 10	2	-2	0	-2	0	OAK 9	End of Half
7	12:42	2:58	9:44	Punt	OAK 33	15	72	-5	67	6	* MIA 1	Touchdown
8	0:55	0:00	0:55	Kickoff	OAK 25	3	6	0	6	0	OAK 31	Punt
9	12:22	8:06	4:16	Punt	OAK 17	8	28	0	28	2	OAK 45	Punt
10	7:18	2:54	4:24	Kickoff	OAK 10	9	59	18	77	5	* MIA 13	Interception
11	2:00	0:20	1:40	Kickoff	OAK 25	6	41	0	41	3	MIA 34	Field Goal

(217) Average OAK 20

### Miami Dolphins

#	Time Recd	Time Lost	Time Poss	How Ball Obtained	Drive Began	# Play	Yds Gain	Yds Pen	Net Yds	1st Down	Last Scrm	How Given Up
1	13:34	11:50	1:44	Kickoff	MIA 28	3	4	0	4	0	MIA 32	Punt
2	6:52	2:15	4:37	Downs	MIA 1	7	31	-1	30	2	MIA 31	Punt
3	1:58	0:04	1:54	Interception	MIA 43	3	4	-10	-6	0	MIA 37	Punt
4	13:42	12:11	1:31	Punt	OAK 35	3	35	0	35	1	OAK 34	Touchdown
5	3:34	0:52	2:42	Kickoff	MIA 24	6	52	-20	32	3	OAK 44	Punt
6	15:00	12:42	2:18	Kickoff	MIA 23	3	9	-10	-1	0	MIA 22	Punt
7	2:58	0:55	2:03	Kickoff	MIA 30	4	70	0	70	3	* OAK 18	Touchdown
8	15:00	12:22	2:38	Punt	MIA 15	5	19	5	24	1	MIA 39	Punt
9	8:06	7:18	0:48	Punt	MIA 30	2	70	0	70	2	MIA 48	Touchdown
10	2:54	2:00	0:54	Interception	MIA 20	2	80	0	80	1	MIA 26	Touchdown
11	0:20	0:00	0:20	Kickoff	OAK 42	1	-1	0	-1	0	OAK 42	End of Game

(337) Average MIA 31

\* inside opponent's 20

### Time of Possession by Quarter

Visitor	1st	2nd	3rd	4th	OT	Total
Oakland Raiders	6:45	10:47	10:39	10:20		38:31
Home Miami Dolphins	8:15	4:13	4:21	4:40		21:29

### Kickoff Drive No.-Start Average

Raiders: 5 - OAK 22      Dolphins: 4 - MIA 26



Oakland Raiders vs Miami Dolphins  
9/23/2018 at Hard Rock Stadium

## Final Defensive Statistics

Oakland Raiders	Regular Defensive Plays											Special Teams					Misc			
	TKL	AST	COMB	SK	/ YDS	TFL	Q	IN	PD	FF	FR	TKL	AST	FF	FR	BL	TKL	AST	FF	FR
R.Nelson	2	2	4	0	0	0	0	0	0	0	0	1	0	0	0	0	0	0	0	0
L.Hall	3	0	3	0	0	0	0	0	1	0	0	0	0	0	0	0	0	0	0	0
C.McDonald	2	1	3	1	9	1	1	0	0	0	0	0	0	0	0	0	0	0	0	0
T.Whitehead	2	1	3	0	0	0	0	0	0	0	0	0	0	0	0	0	0	0	0	0
F.Rucker	1	2	3	0	0	0	0	0	0	0	0	0	0	0	0	0	0	0	0	0
G.Conley	2	0	2	0	0	0	0	0	1	0	0	0	0	0	0	0	0	0	0	0
M.Gilchrist	2	0	2	0	0	0	0	0	0	0	0	0	0	0	0	0	0	0	0	0
E.Harris	2	0	2	0	0	0	0	0	0	0	0	0	0	0	0	0	0	0	0	0
A.Key	1	1	2	0	0	0	1	0	0	0	0	0	0	0	0	0	0	0	0	0
F.Brown	1	1	2	0	0	0	0	0	0	0	0	0	0	0	0	0	0	0	0	0
R.Melvin	1	0	1	0	0	0	0	0	1	0	0	0	0	0	0	0	0	0	0	0
M.Lee	1	0	1	0	0	1	0	0	0	0	0	0	0	0	0	0	0	0	0	0
D.Johnson	1	0	1	0	0	0	0	0	0	0	0	0	0	0	0	0	0	0	0	0
B.Irvin	1	0	1	0	0	0	0	0	0	0	0	0	0	0	0	0	0	0	0	0
M.Hurst	1	0	1	0	0	0	0	0	0	0	0	0	0	0	0	0	0	0	0	0
E.Lamur	1	0	1	0	0	0	0	0	0	0	0	0	0	0	0	0	0	0	0	0
J.Hankins	0	1	1	0	0	0	0	0	0	0	0	0	0	0	0	0	0	0	0	0
D.Rodgers-Cromartie	0	0	0	0	0	0	0	0	1	0	0	0	0	0	0	0	0	0	0	0
D.Harris	0	0	0	0	0	0	0	0	0	0	0	2	0	0	0	0	0	0	0	0
N.Morrow	0	0	0	0	0	0	0	0	0	0	0	1	0	0	0	0	0	0	0	0
D.Carrier	0	0	0	0	0	0	0	0	0	0	0	1	0	0	0	0	0	0	0	0
J.Nelson	0	0	0	0	0	0	0	0	0	0	0	0	0	0	1	0	0	0	0	0
M.Lynch	0	0	0	0	0	0	0	0	0	0	0	0	0	0	0	0	1	0	0	0
Total	24	9	33	1	9	2	2	0	4	0	0	5	0	0	1	0	1	0	0	0

TKL = Tackle AST = Assist COMB = Combined QH=QB Hit IN = Interception PD = Pass Defense FF = Forced Fumble FR = Fumble Recovery

Miami Dolphins	Regular Defensive Plays											Special Teams					Misc			
	TKL	AST	COMB	SK	/ YDS	TFL	QH	IN	PD	FF	FR	TKL	AST	FF	FR	BL	TKL	AST	FF	FR
K.Alonso	7	8	15	0	0	0	0	0	0	0	0	0	0	0	0	0	0	0	0	0
M.Fitzpatrick	2	8	10	0	0	0	0	0	0	0	0	0	0	0	0	0	0	0	0	0
J.Baker	7	2	9	0	0	0	0	0	0	0	0	0	0	0	0	0	0	0	0	0
B.McCain	5	3	8	0	0	0	0	0	1	0	0	0	0	1	0	0	0	0	0	0
V.Taylor	3	4	7	1	5	2	1	0	0	0	0	0	0	0	0	0	0	0	0	0
T.McDonald	3	4	7	0	0	0	0	0	1	0	0	0	0	0	0	0	0	0	0	0
R.McMillan	2	2	4	0	0	0	0	0	0	0	0	0	0	0	0	0	0	0	0	0
D.Godchaux	3	0	3	0	0	1	0	0	0	0	0	0	0	0	0	0	0	0	0	0
R.Quinn	2	1	3	0	0	0	1	0	0	0	0	0	0	0	0	0	0	0	0	0
T.McTyer	2	1	3	0	0	0	0	0	1	0	0	0	0	0	0	0	0	0	0	0
C.Wake	1	2	3	1	8	0	2	0	0	0	0	0	0	0	0	0	0	0	0	0
C.Harris	0	3	3	0	0	0	0	0	0	0	0	0	0	0	0	0	0	0	0	0
W.Hayes	2	0	2	1	7	2	1	0	0	0	0	0	0	0	0	0	0	0	0	0
J.Phillips	2	0	2	0	0	0	1	0	0	0	0	0	0	0	0	0	0	0	0	0
A.Branch	0	2	2	0	0	0	0	0	0	0	0	0	0	0	0	0	0	0	0	0
X.Howard	1	0	1	0	0	0	0	2	3	0	0	0	0	0	0	0	0	0	0	0
C.Allen	0	1	1	0	0	0	0	0	0	0	0	0	0	0	0	0	0	0	0	0
A.Spence	0	1	1	0	0	0	0	0	0	0	0	0	0	0	0	0	0	0	0	0
J.Denney	0	0	0	0	0	0	0	0	0	0	0	1	0	0	0	0	0	0	0	0
W.Aikens	0	0	0	0	0	0	0	0	0	0	0	1	0	0	0	0	0	0	0	0
C.Armstrong	0	0	0	0	0	0	0	0	0	0	0	1	0	0	0	0	0	0	0	0
S.Anthony	0	0	0	0	0	0	0	0	0	0	0	0	2	0	0	0	0	0	0	0
S.Perry	0	0	0	0	0	0	0	0	0	0	0	0	1	0	0	0	0	0	0	0
Total	42	42	84	3	20	5	6	2	6	0	0	3	4	0	0	0	0	0	0	0





Oakland Raiders vs Miami Dolphins  
9/23/2018 at Hard Rock Stadium  
**First Half Summary**

PERIOD SCORES	
Raiders	7 3 = 10
Dolphins	0 7 = 7

TIME OF POSSESSION	
Raiders	17:32
Dolphins	12:28

**Scoring Plays**

Team	Qtr	Time	Play Description (Extra Point) (Drive Info)	Visitor	Home
Raiders	1	13:34	J.Nelson 12 yd. pass from D.Carr (M.Nugent kick) (4-75, 1:26)	7	0
Dolphins	2	12:11	K.Stills 34 yd. pass from R.Tannehill (J.Sanders kick) (3-35, 1:31)	7	7
Raiders	2	3:34	M.Nugent 25 yd. Field Goal (16-68, 8:37)	10	7

		Oakland Raiders	Miami Dolphins
<b>TOTAL FIRST DOWNS</b>		9	6
First Downs Rushing-Passing-by Penalty		1 - 7 - 1	1 - 5 - 0
<b>THIRD DOWN EFFICIENCY</b>		3-7-43%	2-6-33%
<b>TOTAL NET YARDS</b>		228	126
Total Offensive Plays		34	22
<b>NET YARDS RUSHING</b>		46	14
<b>NET YARDS PASSING</b>		182	112
Gross Yards Passing		197	121
Times thrown-yards lost attempting to pass		2-15	1-9
<b>Pass Attempts-Completions-Had Intercepted</b>		15 - 10 - 1	13 - 10 - 0
<b>Punts-Number and Average</b>		1 - 33	4 - 46
<b>Penalties-Number and Yards</b>		4 - 13	5 - 46
<b>Fumbles-Number and Lost</b>		0 - 0	0 - 0
<b>Red Zone Efficiency</b>		1-3-33%	0-0-0%
<b>Average Drive Start</b>		OAK 18	MIA 32

Oakland Raiders											Miami Dolphins										
RUSHING											RUSHING										
	ATT	YDS	AVG	LG	TD							ATT	YDS	AVG	LG	TD					
M.Lynch	9	32	3.6	9	0	R.Tannehill	1	9	9.0	9	0										
D.Martin	4	12	3.0	9	0	F.Gore	4	3	0.8	2	0										
M.Bryant	1	4	4.0	4	0	K.Drake	3	2	0.7	3	0										
K.Smith	1	0	0.0	0	0																
D.Carr	2	-2	-1.0	-1	0																
Total	17	46	2.7	9	0	Total	8	14	1.8	9	0										
PASSING											PASSING										
	ATT	CMP	YDS	SK/YD	TD	LG	IN	RT				ATT	CMP	YDS	SK/YD	TD	LG	IN	RT		
D.Carr	15	10	197	2/15	1	66	1	104.2	R.Tannehill	13	10	121	1/9	1	34	0	130.6				
Total	15	10	197	2/15	1	66	1	104.2	Total	13	10	121	1/9	1	34	0	130.6				
PASS RECEIVING											PASS RECEIVING										
	TAR	REC	YDS	AVG	LG	TD						TAR	REC	YDS	AVG	LG	TD				
J.Nelson	5	4	151	37.8	66	1	K.Stills	5	3	61	20.3	34	1								
J.Cook	3	2	21	10.5	13	0	D.Amendola	2	2	27	13.5	14	0								
A.Cooper	2	1	9	9.0	9	0	M.Gesicki	2	2	12	6.0	11	0								
J.Richard	1	1	9	9.0	9	0	A.Derby	1	1	16	16.0	16	0								
D.Harris	1	1	7	7.0	7	0	D.Parker	1	1	4	4.0	4	0								
M.Lynch	1	1	0	0.0	0	0	K.Drake	2	1	1	1.0	1	0								
Total	13	10	197	19.7	66	1	Total	13	10	121	12.1	34	1								

Oakland Raiders	Regular Defensive Plays											Special Teams					Misc			
	TKL	AST	COMB	SK	/ YDS	TFL	Q	IN	PD	FF	FR	TKL	AST	FF	FR	BL	TKL	AST	FF	FR
L.Hall	3	0	3	0	0	0	0	0	0	0	0	0	0	0	0	0	0	0	0	0
C.McDonald	2	1	3	1	9	1	1	0	0	0	0	0	0	0	0	0	0	0	0	0
M.Gilchrist	2	0	2	0	0	0	0	0	0	0	0	0	0	0	0	0	0	0	0	0
R.Nelson	2	0	2	0	0	0	0	0	0	0	0	0	0	0	0	0	0	0	0	0
Total	9	1	10	1	9	1	1	0	0	0	0	0	0	0	0	0	0	0	0	0



Oakland Raiders vs Miami Dolphins  
9/23/2018 at Hard Rock Stadium

## First Half Summary

Miami Dolphins		Regular Defensive Plays											Special Teams					Misc			
	TKL	AST	COMB	SK	/ YDS	TFL	QH	IN	PD	FF	FR		TKL	AST	FF	FR	BL	TKL	AST	FF	FR
K.Alonso	2	4	6	0	0	0	0	0	0	0	0	0	0	0	0	0	0	0	0	0	0
M.Fitzpatrick	2	3	5	0	0	0	0	0	0	0	0	0	0	0	0	0	0	0	0	0	0
V.Taylor	2	2	4	0	0	1	0	0	0	0	0	0	0	0	0	0	0	0	0	0	0
B.McCain	2	1	3	0	0	0	0	0	0	0	0	0	0	0	0	0	0	0	0	0	0
Total	8	10	18	0	0	1	0	0	0	0	0	0	0	0	0	0	0	0	0	0	0



Oakland Raiders vs Miami Dolphins at Hard Rock Stadium

Play By Play

First Quarter

9/23/2018

MIA wins the coin toss and elects to defer. OAK elects to Receive, and MIA elects to defend the west goal.

J.Sanders kicks 65 yards from MIA 35 to end zone, Touchback.

Oakland Raiders at 15:00

1-10-OAK 25	(15:00) D.Carr pass incomplete short middle [R.Quinn].	
2-10-OAK 25	(14:56) D.Carr pass short middle to J.Nelson pushed ob at MIA 14 for 61 yards (J.Baker).	P1
<u>1-10-MIA 14</u>	(14:15) M.Lynch right tackle to MIA 12 for 2 yards (C.Wake; C.Allen).	
2-8-MIA 12	(13:39) (Shotgun) D.Carr pass short right to J.Nelson for 12 yards, TOUCHDOWN.	P2
	M.Nugent extra point is GOOD, Center-T.Sieg, Holder-J.Townsend.	

OAK 7 MIA 0, 4 plays, 75 yards, 1:26 elapsed

M.Nugent kicks 66 yards from OAK 35 to MIA -1. J.Grant to MIA 28 for 29 yards (N.Morrow).

Miami Dolphins at 13:34, (1st play from scrimmage 13:27)

1-10-MIA 28	(13:27) (Shotgun) R.Tannehill pass short left to K.Drake pushed ob at MIA 29 for 1 yard (L.Hall).	
2-9-MIA 29	(12:53) (No Huddle, Shotgun) K.Drake left tackle to MIA 32 for 3 yards (G.Conley).	
3-6-MIA 32	(12:13) (No Huddle, Shotgun) R.Tannehill pass incomplete deep left to K.Stills (G.Conley).	
4-6-MIA 32	(12:06) (Punt formation) M.Haack punts 59 yards to OAK 9, Center-J.Denney. D.Rodgers-Cromartie to OAK 8 for -1 yards (J.Denney).	
	PENALTY on OAK-D.Harris, Illegal Block Above the Waist, 4 yards, enforced at OAK 8.	

Oakland Raiders at 11:50

1-10-OAK 4	(11:50) D.Carr pass short left to M.Bryant pushed ob at OAK 11 for 7 yards (M.Fitzpatrick).	
	PENALTY on OAK-K.Miller, Illegal Block Above the Waist, 2 yards, enforced at OAK 4 - No Play.	
1-12-OAK 2	(11:26) M.Lynch left end to OAK 11 for 9 yards (X.Howard).	
2-3-OAK 11	(10:58) (No Huddle) M.Lynch up the middle to OAK 13 for 2 yards (K.Alonso, B.McCain).	
3-1-OAK 13	(10:18) D.Carr pass short right to A.Cooper pushed ob at OAK 22 for 9 yards (B.McCain).	P3
<u>1-10-OAK 22</u>	(9:42) (Shotgun) D.Martin up the middle to OAK 26 for 4 yards (V.Taylor; T.McTyer).	
2-6-OAK 26	(9:08) (Shotgun) D.Carr pass deep left to J.Nelson to MIA 8 for 66 yards (M.Fitzpatrick).	P4
<u>1-8-MIA 8</u>	(8:30) M.Lynch up the middle to MIA 9 for -1 yards (V.Taylor).	
	Timeout #1 by OAK at 07:47.	
2-9-MIA 9	(7:47) (Shotgun) D.Carr pass incomplete short middle.	
3-9-MIA 9	(7:41) (Shotgun) D.Carr pass short middle to J.Cook to MIA 1 for 8 yards (K.Alonso).	
4-1-MIA 1	(6:57) K.Smith right guard to MIA 1 for no gain (D.Godchaux, A.Spence).	
	Penalty on MIA-A.Branch, Unnecessary Roughness, offsetting.	
	Penalty on OAK-J.Feliciano, Unsportsmanlike Conduct, offsetting.	

Miami Dolphins at 6:52

1-10-MIA 1	(6:52) F.Gore up the middle to MIA 3 for 2 yards (A.Key).	
2-8-MIA 3	(6:12) PENALTY on MIA-J.James, False Start, 1 yard, enforced at MIA 3 - No Play.	
	Timeout #1 by MIA at 05:53.	
2-9-MIA 2	(5:53) F.Gore right tackle to MIA 2 for no gain (F.Rucker).	
3-9-MIA 2	(5:10) (Shotgun) R.Tannehill scrambles left end pushed ob at MIA 11 for 9 yards (M.Gilchrist).	R1
<u>1-10-MIA 11</u>	(4:32) (No Huddle, Shotgun) R.Tannehill pass short middle to D.Amendola to MIA 25 for 14 yards (R.Nelson).	P2
	Penalty on OAK-R.Melvin, Illegal Use of Hands, declined.	
<u>1-10-MIA 25</u>	(4:05) (Shotgun) R.Tannehill pass short right to K.Stills to MIA 31 for 6 yards (R.Nelson).	
2-4-MIA 31	(3:42) (No Huddle) K.Drake right end to MIA 27 for -4 yards (M.Lee).	
3-8-MIA 27	(3:04) (No Huddle, Shotgun) R.Tannehill pass short middle to D.Parker to MIA 31 for 4 yards (L.Hall) [A.Key].	
4-4-MIA 31	(2:24) (Punt formation) M.Haack punts 28 yards to OAK 41, Center-J.Denney, out of bounds.	

Oakland Raiders at 2:15

1-10-OAK 41	(2:15) D.Carr pass deep left intended for A.Cooper INTERCEPTED by X.Howard at MIA 4. X.Howard to MIA 43 for 39 yards (M.Lynch).	
-------------	---	--

Miami Dolphins at 1:58

1-10-MIA 43	(1:58) (Shotgun) R.Tannehill pass short left to A.Wilson pushed ob at MIA 46 for 3 yards (G.Conley).	
	PENALTY on MIA-J.Grant, Offensive Holding, 10 yards, enforced at MIA 43 - No Play.	
1-20-MIA 33	(1:31) (Shotgun) K.Drake left guard to MIA 36 for 3 yards (T.Whitehead; F.Rucker).	
2-17-MIA 36	(:54) (Shotgun) R.Tannehill pass short right to M.Gesicki to MIA 37 for 1 yard (M.Gilchrist).	
3-16-MIA 37	(:18) (Shotgun) R.Tannehill pass incomplete short middle to K.Drake.	



Oakland Raiders vs Miami Dolphins at Hard Rock Stadium

4-16-MIA 37 (:15) (Punt formation) M.Haack punts 63 yards to end zone, Center-J.Denney, Touchback.

*PENALTY on OAK-J.Richard, Illegal Block Above the Waist, 18 yards, enforced at OAK 20. Penalty was 2 yards, enforced from the OAK 4 yard line.*

Oakland Raiders at 0:04

1-10-OAK 2 (:04) D.Martin right guard to OAK 11 for 9 yards (T.McDonald, K.Alonso).

END OF QUARTER	Time		First Downs				Efficiencies	
	Score	Poss	R	P	X	T	3 Down	4 Down
Oakland Raiders	7	6:45	0	4	0	4	1/2	0/1
Miami Dolphins	0	8:15	1	1	0	2	1/4	0/0



Oakland Raiders vs Miami Dolphins at Hard Rock Stadium

Second Quarter

9/23/2018

Play By Play

Oakland Raiders continued.

- 2-1-OAK 11 (15:00) D.Martin right tackle to OAK 9 for -2 yards (W.Hayes).  
3-3-OAK 9 (14:15) (Shotgun) D.Carr sacked at OAK 2 for -7 yards (W.Hayes). MIA-W.Hayes was injured during the play. His return is Questionable.  
4-10-OAK 2 (13:50) (Punt formation) J.Townsend punts 33 yards to OAK 35, Center-T.Sieg, out of bounds.

Miami Dolphins at 13:42

- 1-10-OAK 35 (13:42) F.Gore left tackle to OAK 35 for no gain (F.Brown, C.McDonald).  
2-10-OAK 35 (13:01) (Shotgun) F.Gore right tackle to OAK 34 for 1 yard (C.McDonald).  
3-9-OAK 34 (12:26) (Shotgun) R.Tannehill pass incomplete short right to D.Amendola [M.Hurst].  
*Penalty on MIA-M.Gesicki, Offensive Holding, offsetting, enforced at OAK 34 - No Play.*  
*Penalty on OAK-M.Hurst, Roughing the Passer, offsetting.*  
3-9-OAK 34 (12:17) (Shotgun) R.Tannehill pass deep left to K.Stills for 34 yards, TOUCHDOWN.  
J.Sanders extra point is GOOD, Center-J.Denney, Holder-M.Haack.

P3

OAK 7 MIA 7, 3 plays, 35 yards, 1:31 drive, 2:49 elapsed

J.Sanders kicks 67 yards from MIA 35 to end zone, Touchback.

Oakland Raiders at 12:11

- 1-10-OAK 25 (12:11) (Shotgun) D.Carr pass short left to J.Nelson to OAK 37 for 12 yards (B.McCain).  
1-10-OAK 37 (11:35) (Shotgun) D.Carr pass incomplete short right to J.Nelson.  
1-10-OAK 37 (11:30) (No Huddle) M.Bryant right end to OAK 41 for 4 yards (K.Alonso; M.Fitzpatrick).  
3-6-OAK 41 (10:46) (Shotgun) D.Carr sacked at OAK 33 for -8 yards (C.Wake).  
*PENALTY on MIA-A.Spence, Disqualification, 15 yards, enforced at OAK 33.*  
1-10-OAK 48 (10:22) M.Lynch right tackle to MIA 47 for 5 yards (R.McMillan, C.Harris).  
2-5-MIA 47 (9:45) (Shotgun) D.Carr pass short left to J.Richard to MIA 38 for 9 yards (M.Fitzpatrick).  
1-10-MIA 38 (9:03) M.Lynch right guard to MIA 34 for 4 yards (R.Quinn; K.Alonso).  
2-6-MIA 34 (8:32) (Shotgun) M.Lynch left guard to MIA 29 for 5 yards (V.Taylor).  
3-1-MIA 29 (7:42) M.Lynch left guard to MIA 28 for 1 yard (K.Alonso; A.Branch).  
1-10-MIA 28 (7:03) (Shotgun) D.Carr pass short right to D.Harris to MIA 21 for 7 yards (T.McDonald).  
2-3-MIA 21 (6:14) D.Martin left guard to MIA 20 for 1 yard (J.Phillips).  
3-2-MIA 20 (5:31) D.Carr pass short middle to J.Cook to MIA 7 for 13 yards (R.Quinn).  
1-7-MIA 7 (4:45) (Shotgun) M.Lynch right guard to MIA 2 for 5 yards (M.Fitzpatrick; T.McDonald).  
2-2-MIA 2 (4:07) (Shotgun) D.Carr pass incomplete short right to J.Cook.  
Timeout #2 by MIA at 04:04.  
3-2-MIA 2 (4:04) *PENALTY on OAK-K.Miller, False Start, 5 yards, enforced at MIA 2 - No Play.*  
Timeout #2 by OAK at 04:04.  
3-7-MIA 7 (4:04) (Shotgun) D.Carr pass short left to M.Lynch pushed ob at MIA 7 for no gain (M.Fitzpatrick; V.Taylor).  
4-7-MIA 7 (3:35) (Field Goal formation) M.Nugent 25 yard field goal is GOOD, Center-T.Sieg, Holder-J.Townsend.

P5

X6

P7

R8

P9

OAK 10 MIA 7, 16 plays, 68 yards, 1 penalty, 8:37 drive, 11:26 elapsed

M.Nugent kicks 67 yards from OAK 35 to MIA -2. J.Grant to MIA 24 for 26 yards (D.Harris).

Miami Dolphins at 3:34, (1st play from scrimmage 3:29)

- 1-10-MIA 24 (3:29) (Shotgun) R.Tannehill pass short middle to D.Amendola to MIA 37 for 13 yards (L.Hall).  
1-10-MIA 37 (3:00) (No Huddle, Shotgun) R.Tannehill pass short right to A.Derby to OAK 47 for 16 yards (T.Whitehead).  
1-10-OAK 47 (2:20) (No Huddle) R.Tannehill pass short left to K.Stills pushed ob at OAK 26 for 21 yards (E.Harris).

P4

P5

P6

Two-Minute Warning

- 1-10-OAK 26 (2:00) R.Tannehill pass incomplete deep middle to K.Stills.  
2-10-OAK 26 (1:55) (Shotgun) R.Tannehill pass short middle to A.Wilson pushed ob at OAK 12 for 14 yards (R.Nelson).  
*PENALTY on MIA-D.Kilgore, Offensive Holding, 10 yards, enforced at OAK 26 - No Play.*  
2-20-OAK 36 (1:48) (Shotgun) R.Tannehill pass short middle to M.Gesicki to OAK 25 for 11 yards (D.Johnson).  
3-9-OAK 25 (1:13) (No Huddle, Shotgun) R.Tannehill pass short middle to F.Gore to OAK 13 for 12 yards (R.Nelson).  
*PENALTY on MIA-K.Stills, Offensive Pass Interference, 10 yards, enforced at OAK 25 - No Play.*  
3-19-OAK 35 (1:05) (Shotgun) R.Tannehill sacked at OAK 44 for -9 yards (C.McDonald).  
Timeout #3 by OAK at 00:58.  
4-28-OAK 44 (0:57) (Punt formation) M.Haack punts 34 yards to OAK 10, Center-J.Denney, fair catch by D.Harris.



Oakland Raiders vs Miami Dolphins at Hard Rock Stadium

Oakland Raiders at 0:52

- 1-10-OAK 10 (:52) D.Carr kneels to OAK 9 for -1 yards.
- 2-11-OAK 9 (:32) D.Carr kneels to OAK 8 for -1 yards.

END OF QUARTER

	Score	Time Poss	First Downs				Efficiencies	
			R	P	X	T	3 Down	4 Down
Oakland Raiders	10	10:47	1	3	1	5	2/5	0/0
Miami Dolphins	7	4:13	0	4	0	4	1/2	0/0





Oakland Raiders vs Miami Dolphins at Hard Rock Stadium

Play By Play

Third Quarter

9/23/2018

MIA elects to Receive, and OAK elects to defend the East goal.

M.Nugent kicks 60 yards from OAK 35 to MIA 5. J.Grant to MIA 23 for 18 yards (D.Carrier).

Miami Dolphins at 15:00, (1st play from scrimmage 14:51)

- 1-10-MIA 23 (14:51) (Shotgun) R.Tannehill pass short left to A.Wilson to MIA 33 for 10 yards (T.Whitehead).  
*PENALTY on MIA-J.Grant, Offensive Pass Interference, 10 yards, enforced at MIA 23 - No Play.*
- 1-20-MIA 13 (14:24) F.Gore right guard to MIA 16 for 3 yards (B.Irvin).
- 2-17-MIA 16 (13:45) R.Tannehill pass short right to K.Drake to MIA 22 for 6 yards (T.Whitehead).
- 3-11-MIA 22 (13:04) (Shotgun) R.Tannehill pass incomplete short right to J.Grant (R.Melvin).
- 4-11-MIA 22 (12:56) (Punt formation) M.Haack punts 56 yards to OAK 22, Center-J.Denney. D.Harris to OAK 33 for 11 yards (S.Perry; S.Anthony).

Oakland Raiders at 12:42

- 1-10-OAK 33 (12:42) D.Carr pass short left to A.Cooper pushed ob at OAK 41 for 8 yards (J.Baker).
- 2-2-OAK 41 (12:03) D.Carr pass short left to M.Lynch to OAK 49 for 8 yards (K.Alonso). P10
- 1-10-OAK 49 (11:24) (Shotgun) M.Lynch left guard to MIA 49 for 2 yards (R.McMillan; T.McDonald).
- 2-8-MIA 49 (10:38) *PENALTY on OAK, Delay of Game, 5 yards, enforced at MIA 49 - No Play.*
- 2-13-OAK 46 (10:18) (Shotgun) D.Carr pass short right to D.Harris to 50 for 4 yards (A.Branch; M.Fitzpatrick).
- 3-9-50 (9:32) (Shotgun) D.Carr pass short right to M.Bryant to MIA 39 for 11 yards (T.McTyler, K.Alonso). P11
- 1-10-MIA 39 (8:59) (No Huddle) D.Martin up the middle to MIA 33 for 6 yards (V.Taylor; K.Alonso).
- 2-4-MIA 33 (8:15) (Shotgun) M.Lynch right guard to MIA 28 for 5 yards (K.Alonso). R12
- 1-10-MIA 28 (7:35) M.Lynch left guard to MIA 21 for 7 yards (J.Baker; C.Harris).
- 2-3-MIA 21 (6:47) M.Lynch up the middle to MIA 20 for 1 yard (T.McDonald).
- 3-2-MIA 20 (6:05) D.Carr pass short right to K.Smith to MIA 18 for 2 yards (J.Baker). MIA-J.Baker was injured during the play. His return is Probable. MIA-A.Branch was injured during the play. His return is Probable. P13
- 1-10-MIA 18 (5:37) M.Lynch right guard to MIA 20 for -2 yards (D.Godchaux).
- 2-12-MIA 20 (4:53) (No Huddle, Shotgun) D.Carr pass short right to J.Richard to MIA 8 for 12 yards (K.Alonso, M.Fitzpatrick). P14
- 1-8-MIA 8 (4:11) D.Carr pass short right to J.Cook to MIA 4 for 4 yards (J.Baker).
- 2-4-MIA 4 (3:32) (Shotgun) D.Carr pass short right to J.Cook for 4 yards, TOUCHDOWN.  
The Replay Official reviewed the runner broke the plane ruling, and the play was REVERSED.  
(Shotgun) D.Carr pass short right to J.Cook to MIA 1 for 3 yards (J.Baker).
- 3-1-MIA 1 (3:20) *PENALTY on MIA-J.Phillips, Encroachment, 0 yards, enforced at MIA 1 - No Play.*
- 3-1-MIA 1 (3:01) J.Feliciano reported in as eligible. M.Lynch left guard for 1 yard, TOUCHDOWN. R15
- M.Nugent extra point is GOOD, Center-T.Sieg, Holder-J.Townsend.

OAK 17 MIA 7, 15 plays, 67 yards, 1 penalty, 9:44 drive, 12:02 elapsed

M.Nugent kicks 67 yards from OAK 35 to MIA -2. J.Grant pushed ob at MIA 30 for 32 yards (R.Nelson).

Miami Dolphins at 2:58, (1st play from scrimmage 2:49)

- 1-10-MIA 30 (2:49) R.Tannehill pass short right to D.Amendola to MIA 45 for 15 yards (R.Melvin). OAK-M.Gilchrist was injured during the play. His return is Questionable. P7
- 1-10-MIA 45 (2:27) (Shotgun) R.Tannehill pass deep right to D.Parker to OAK 19 for 36 yards (G.Conley). P8
- 1-10-OAK 19 (1:37) (Shotgun) K.Drake right guard to OAK 18 for 1 yard (R.Nelson; F.Brown).
- 2-9-OAK 18 (1:01) (Shotgun) R.Tannehill pass short right to J.Grant for 18 yards, TOUCHDOWN. P9
- J.Sanders extra point is GOOD, Center-J.Denney, Holder-M.Haack.

OAK 17 MIA 14, 4 plays, 70 yards, 2:03 drive, 14:05 elapsed

J.Sanders kicks 65 yards from MIA 35 to end zone, Touchback.

Oakland Raiders at 0:55

- 1-10-OAK 25 (:55) D.Carr pass short left to J.Nelson to OAK 31 for 6 yards (B.McCain).  
Timeout #1 by OAK at 00:12.
- 2-4-OAK 31 (:11) (Shotgun) D.Carr pass incomplete short left to J.Richard (T.McTyler).
- 3-4-OAK 31 (:08) (Shotgun) D.Carr pass incomplete short left to A.Cooper (X.Howard) [J.Phillips].
- 4-4-OAK 31 (:04) (Punt formation) J.Townsend punts 54 yards to MIA 15, Center-T.Sieg, fair catch by J.Grant.

END OF QUARTER

	Score	Time Poss	First Downs				Efficiencies	
			R	P	X	T	3 Down	4 Down
Oakland Raiders	17	10:39	2	4	0	6	3/4	0/0
Miami Dolphins	14	4:21	0	3	0	3	0/1	0/0



Oakland Raiders vs Miami Dolphins at Hard Rock Stadium

Fourth Quarter

9/23/2018

Play By Play

Miami Dolphins continued.

Miami Dolphins at 15:00

1-10-MIA 15	(15:00) (Shotgun) K.Drake left tackle to MIA 15 for no gain (A.Key; J.Hankins).	
2-10-MIA 15	(14:20) (Shotgun) R.Tannehill pass short middle to M.Gesicki to MIA 34 for 19 yards (E.Harris).	P10
<u>1-10-MIA 34</u>	(13:45) R.Tannehill pass incomplete deep middle to D.Parker (D.Rodgers-Cromartie).	
2-10-MIA 34	(13:39) (No Huddle, Shotgun) R.Tannehill pass short right to A.Wilson to MIA 34 for no gain (M.Hurst).	
3-10-MIA 34	(12:59) (No Huddle, Shotgun) <b>PENALTY on OAK-F.Brown, Defensive Offside, 5 yards, enforced at MIA 34 - No Play.</b>	
3-5-MIA 39	(12:37) (Shotgun) R.Tannehill pass incomplete short left to K.Drake (L.Hall).	
4-5-MIA 39	(12:33) (Punt formation) M.Haack punts 42 yards to OAK 19, Center-J.Denney. J.Nelson MUFFS catch, touched at OAK 19, and recovers at OAK 17. J.Nelson to OAK 17 for no gain (W.Aikens).	

Oakland Raiders at 12:22

1-10-OAK 17	(12:22) (Shotgun) M.Lynch right tackle to OAK 25 for 8 yards (T.McDonald; M.Fitzpatrick).	
2-2-OAK 25	(11:47) (No Huddle) M.Lynch left tackle to OAK 28 for 3 yards (J.Baker; M.Fitzpatrick).	R16
<u>1-10-OAK 28</u>	(11:06) (Shotgun) D.Carr pass incomplete short right to J.Nelson (B.McCain).	
2-10-OAK 28	(10:59) (Shotgun) D.Carr sacked at OAK 23 for -5 yards (V.Taylor).	
3-15-OAK 23	(10:15) (No Huddle, Shotgun) D.Carr pass short middle to M.Bryant to OAK 42 for 19 yards (K.Alonso, T.McDonald).	P17
<u>1-10-OAK 42</u>	(9:33) D.Martin right guard to OAK 45 for 3 yards (J.Baker).	
2-7-OAK 45	(9:04) M.Lynch up the middle to OAK 45 for no gain (R.Quinn).	
3-7-OAK 45	(8:22) (Shotgun) D.Carr pass incomplete deep left to A.Cooper.	
4-7-OAK 45	(8:16) (Punt formation) J.Townsend punts 25 yards to MIA 30, Center-T.Sieg, downed by OAK-E.Harris.	

Miami Dolphins at 8:06

1-10-MIA 30	(8:06) R.Tannehill scrambles left end pushed ob at MIA 48 for 18 yards (E.Lamur).	R11
<u>1-10-MIA 48</u>	(7:30) <b>A.Wilson pass deep right to J.Grant for 52 yards, TOUCHDOWN. The play was an end around</b>	P12
J.Sanders extra point is GOOD, Center-J.Denney, Holder-M.Haack.		

OAK 17 MIA 21, 2 plays, 70 yards, 0:48 drive, 7:42 elapsed

J.Sanders kicks 63 yards from MIA 35 to OAK 2. D.Harris to OAK 20 for 18 yards (S.Anthony; B.McCain).

*PENALTY on OAK-D.Carrier, Unnecessary Roughness, 10 yards, enforced at OAK 20.*

Oakland Raiders at 7:18, (1st play from scrimmage 7:11)

1-10-OAK 10	(7:11) (Shotgun) D.Carr pass incomplete short right to M.Bryant (T.McDonald).	
2-10-OAK 10	(7:04) (Shotgun) M.Lynch left guard to OAK 17 for 7 yards (R.McMillan; C.Harris).	
3-3-OAK 17	(6:23) (Shotgun) D.Carr pass incomplete short right to J.Nelson.	
<i>PENALTY on MIA-T.McTyer, Defensive Pass Interference, 13 yards, enforced at OAK 17 - No Play.</i>		X18
<u>1-10-OAK 30</u>	(6:18) (Shotgun) D.Martin right guard to OAK 31 for 1 yard (V.Taylor; C.Wake).	
2-9-OAK 31	(5:40) D.Carr pass short middle to J.Nelson to OAK 47 for 16 yards (B.McCain, M.Fitzpatrick).	P19
<u>1-10-OAK 47</u>	(5:01) D.Carr pass incomplete short left to M.Bryant.	
2-10-OAK 47	(4:54) (Shotgun) D.Carr pass short left to M.Lynch to MIA 39 for 14 yards (D.Godchaux, K.Alonso).	P20
<u>1-10-MIA 39</u>	(4:09) (Shotgun) D.Martin right tackle to MIA 24 for 15 yards (R.McMillan).	R21
<u>1-10-MIA 24</u>	(3:32) (Shotgun) D.Martin left guard to MIA 18 for 6 yards (K.Alonso; B.McCain).	
2-4-MIA 18	(3:00) (Shotgun) <b>PENALTY on MIA, Illegal Substitution, 5 yards, enforced at MIA 18 - No Play.</b>	X22
<u>1-10-MIA 13</u>	(2:59) (Shotgun) D.Carr pass deep left intended for M.Bryant INTERCEPTED by X.Howard [C.Wake] at MIA -9. Touchback.	

Miami Dolphins at 2:54

1-10-MIA 20	(2:54) F.Gore up the middle to MIA 26 for 6 yards (F.Rucker; R.Nelson).	
2-4-MIA 26	(2:11) (Shotgun) <b>R.Tannehill pass short middle to A.Wilson for 74 yards, TOUCHDOWN.</b>	P13
J.Sanders extra point is GOOD, Center-J.Denney, Holder-M.Haack.		

Two-Minute Warning

OAK 17 MIA 28, 2 plays, 80 yards, 0:54 drive, 13:00 elapsed

J.Sanders kicks 61 yards from MIA 35 to OAK 4. D.Harris to OAK 25 for 21 yards (C.Armstrong).

Oakland Raiders at 2:00, (1st play from scrimmage 1:55)

1-10-OAK 25	(1:55) (Shotgun) D.Carr pass short right to J.Richard to OAK 32 for 7 yards (T.McTyer).	
2-3-OAK 32	(1:32) (No Huddle, Shotgun) D.Carr pass short left to J.Cook to OAK 35 for 3 yards (J.Phillips).	P23
<u>1-10-OAK 35</u>	(1:07) (No Huddle, Shotgun) D.Carr pass short middle to J.Richard to OAK 44 for 9 yards (J.Baker, B.McCain).	



Oakland Raiders vs Miami Dolphins at Hard Rock Stadium

Timeout #2 by OAK at 00:59.

2-1-OAK 44 (:59) (Shotgun) D.Carr pass short left to J.Richard to MIA 44 for 12 yards (K.Alonso).  
1-10-MIA 44 (:34) (No Huddle, Shotgun) D.Carr pass short right to J.Richard to MIA 34 for 10 yards (B.McCain).

P24  
P25

Timeout #3 by OAK at 00:25.  
Timeout #1 by MIA at 00:25.

1-10-MIA 34 (:25) (Field Goal formation) M.Nugent 52 yard field goal is GOOD, Center-T.Sieg, Holder-J.Townsend.

OAK 20 MIA 28, 6 plays, 41 yards, 1:40 drive, 14:40 elapsed

(Onside Kick formation) M.Nugent kicks onside 12 yards from OAK 35 to OAK 47. A.Wilson (didn't try to advance) to OAK 47 for no gain (D.Harris).

PENALTY on OAK, Illegal Formation, 5 yards, enforced at OAK 47.

Miami Dolphins at 0:20, (1st play from scrimmage 0:19)

1-10-OAK 42 (:19) R.Tannehill kneels to OAK 43 for -1 yards.

END OF QUARTER

	Score	Time Poss	First Downs				Efficiencies	
			R	P	X	T	3 Down	4 Down
Oakland Raiders	20	10:20	2	6	2	10	1/2	0/0
Miami Dolphins	28	4:40	1	3	0	4	0/1	0/0



## Miscellaneous Statistics Report

Oakland Raiders vs Miami Dolphins  
9/23/2018 at Hard Rock Stadium

### Ten Longest Plays for Oakland Raiders

Yards	Qtr	Play Start	Play Description
66	1	2-6-OAK 26	(9:08) (Shotgun) D.Carr pass deep left to J.Nelson to MIA 8 for 66 yards (M.Fitzpatrick).
61	1	2-10-OAK 25	(14:56) D.Carr pass short middle to J.Nelson pushed ob at MIA 14 for 61 yards (J.Baker).
19	4	3-15-OAK 23	(10:15) (No Huddle, Shotgun) D.Carr pass short middle to M.Bryant to OAK 42 for 19 yards (K.Alonso, T.McDonald).
16	4	2-9-OAK 31	(5:40) D.Carr pass short middle to J.Nelson to OAK 47 for 16 yards (B.McCain, M.Fitzpatrick).
15	4	1-10-MIA 39	(4:09) (Shotgun) D.Martin right tackle to MIA 24 for 15 yards (R.McMillan).
14	4	2-10-OAK 47	(4:54) (Shotgun) D.Carr pass short left to M.Lynch to MIA 39 for 14 yards (D.Godchaux, K.Alonso).
13	2	3-2-MIA 20	(5:31) D.Carr pass short middle to J.Cook to MIA 7 for 13 yards (R.Quinn).
12	1	2-8-MIA 12	(13:39) (Shotgun) D.Carr pass short right to J.Nelson for 12 yards, TOUCHDOWN.
12	2	1-10-OAK 25	(12:11) (Shotgun) D.Carr pass short left to J.Nelson to OAK 37 for 12 yards (B.McCain).
12	3	2-12-MIA 20	(4:53) (No Huddle, Shotgun) D.Carr pass short right to J.Richard to MIA 8 for 12 yards (K.Alonso, M.Fitzpatrick).

### Ten Longest Plays for Miami Dolphins

Yards	Qtr	Play Start	Play Description
74	4	2-4-MIA 26	(2:11) (Shotgun) R.Tannehill pass short middle to A.Wilson for 74 yards, TOUCHDOWN.
52	4	1-10-MIA 48	(7:30) A.Wilson pass deep right to J.Grant for 52 yards, TOUCHDOWN. The play was an end around
36	3	1-10-MIA 45	(2:27) (Shotgun) R.Tannehill pass deep right to D.Parker to OAK 19 for 36 yards (G.Conley).
34	2	3-9-OAK 34	(12:17) (Shotgun) R.Tannehill pass deep left to K.Stills for 34 yards, TOUCHDOWN.
21	2	1-10-OAK 47	(2:20) (No Huddle) R.Tannehill pass short left to K.Stills pushed ob at OAK 26 for 21 yards (E.Harris).
19	4	2-10-MIA 15	(14:20) (Shotgun) R.Tannehill pass short middle to M.Gesicki to MIA 34 for 19 yards (E.Harris).
18	3	2-9-OAK 18	(1:01) (Shotgun) R.Tannehill pass short right to J.Grant for 18 yards, TOUCHDOWN.
18	4	1-10-MIA 30	(8:06) R.Tannehill scrambles left end pushed ob at MIA 48 for 18 yards (E.Lamur).
16	2	1-10-MIA 37	(3:00) (No Huddle, Shotgun) R.Tannehill pass short right to A.Derby to OAK 47 for 16 yards (T.Whitehead).
15	3	1-10-MIA 30	(2:49) R.Tannehill pass short right to D.Amendola to MIA 45 for 15 yards (R.Melvin). OAK-M.Gilchrist was injured during the

### Touchdown Scoring Information

		Offense	Defense	Special Teams
<b>VISITOR</b>	Oakland Raiders	2	0	0
<b>HOME</b>	Miami Dolphins	4	0	0

### Player Scoring Information

Club	Player	TD	Rush TD	Rec TD	KO TD	Punt TD	Int TD	Fum TD	Misc TD	FG	XP	2Pt Rush	2Pt Rec	Sfty	Points
OAK	M.Nugent	0	0	0	0	0	0	0	0	2	2	0	0	0	8
OAK	M.Lynch	0	1	0	0	0	0	0	0	0	0	0	0	0	6
OAK	J.Nelson	0	0	1	0	0	0	0	0	0	0	0	0	0	6
MIA	J.Grant	0	0	2	0	0	0	0	0	0	0	0	0	0	12
MIA	A.Wilson	0	0	1	0	0	0	0	0	0	0	0	0	0	6
MIA	K.Stills	0	0	1	0	0	0	0	0	0	0	0	0	0	6
MIA	J.Sanders	0	0	0	0	0	0	0	0	0	4	0	0	0	4

### Possession Detail

	First Half		Second Half		Game	
	Visitor	Home	Visitor	Home	Visitor	Home
Largest Lead	7	0	10	11	10	11
Drives Leading	4	0	3	2	7	2
Time of Possession Leading	7:29	0:00	14:55	1:14	22:24	1:14
Largest Deficit	0	-7	-11	-10	-11	-10
Drives Trailing	0	5	2	4	2	9
Time of Possession Trailing	0:00	12:28	6:04	7:47	6:04	20:15
Times Score Tied Up		1		0		1
Lead Changes		2		1		3