

NEW ENGLAND PATRIOTS

GAME RELEASE



PRESEASON WEEK 1

NEW ENGLAND PATRIOTS VS. WASHINGTON REDSKINS



MEDIA SCHEDULE

TUESDAY, AUGUST 7

7:30 a.m.	Media Check-In at Blue Gate and Media Workroom Opens
8:30 a.m.	Patriots Head Coach Bill Belichick Press Availability (Media Workroom)
Approx. 10:50 a.m.	Patriots players available after practice on the field
12:00 p.m.	Media Lunch served in the Media Workroom

WEDNESDAY, AUGUST 8

TBD	Media Check-In at Blue Gate and Media Workroom Opens
TBD	Patriots Walkthrough
TBD	Patriots players available after practice on the field

THURSDAY, AUGUST 9

7:30 p.m.	Patriots vs. Washington Redskins
-----------	----------------------------------

FRIDAY, AUGUST 10

TBD	Conference Call with Patriots Head Coach Bill Belichick
-----	---

2018 PATRIOTS SCHEDULE

PRESEASON (0-0)

Thu., Aug. 9	Washington	7:30 p.m.	WBZ
Thu., Aug. 16	Philadelphia	7:30 p.m.	WBZ
Fri., Aug. 24	at Carolina	7:30 p.m.	WBZ
Thu., Aug. 30	at N.Y. Giants	7:00 p.m.	WBZ

REGULAR SEASON (0-0)

Sun., Sept. 9	Houston	1:00 p.m.	CBS
Sun., Sept. 16	at Jacksonville	4:25 p.m.	CBS
Sun., Sept. 23	at Detroit	8:20 p.m.	NBC
Sun., Sept. 30	Miami	1:00 p.m.	CBS
Thu., Oct. 4	Indianapolis	8:20 p.m.	FOX
Sun., Oct. 14	Kansas City	8:20 p.m.	NBC*
Sun., Oct. 21	at Chicago	1:00 p.m.	CBS*
Mon., Oct. 29	at Buffalo	8:15 p.m.	ESPN
Sun., Nov. 4	Green Bay	8:20 p.m.	NBC*
Sun., Nov. 11	at Tennessee	1:00 p.m.	CBS*
Sun., Nov. 18	BYE WEEK		
Sun., Nov. 25	at N.Y. Jets	1:00 p.m.	CBS*
Sun., Dec. 2	Minnesota	4:25 p.m.	FOX*
Sun., Dec. 9	at Miami	1:00 p.m.	CBS*
Sun., Dec. 16	at Pittsburgh	4:25 p.m.	CBS*
Sun., Dec. 23	Buffalo	1:00 p.m.	CBS*
Sun., Dec. 30	N.Y. Jets	1:00 p.m.	CBS*

2017 AFC EAST FINAL STANDINGS

TEAM	W	L	T	PCT.	PF	PA
Y-NEW ENGLAND	13	3	0	.813	458	296
X-Buffalo Bills	9	7	0	.563	302	359
Miami Dolphins	6	10	0	.375	281	393
New York Jets	5	11	0	.313	298	382
Y-Clinched Division X-Clinched Playoff Berth						

GAME SUMMARY

NEW ENGLAND PATRIOTS (0-0) vs. WASHINGTON REDSKINS (0-0)
Thursday, Aug. 9, 2018 • Gillette Stadium (65,878) • 7:30 p.m. ET

After reporting to training camp on July 25, the New England Patriots will open the preseason at home against the Washington Redskins on Thursday, Aug. 9, at Gillette Stadium. For the first time since 2011, the Patriots will not conduct joint practices during training camp.

The Patriots and Redskins will square off for the 22nd time in the preseason, with the Patriots holding a 13-8 edge. The Patriots 13 preseason victories over the Redskins are their highest total over any preseason opponent. Washington defeated New England, 23-6, in their most recent meeting (Aug. 7, 2014) at FedEx Field. Overall, the Redskins own a 6-4 record in regular-season play over the Patriots. The two teams most recently met at Gillette Stadium on Nov. 8, 2015, when New England scored a 27-10 victory.

BROADCAST INFORMATION

TELEVISION: This week's game will be broadcast by the Patriots Preseason Television Network and can be seen in every New England state, as well as Alaska and Hawaii. The preseason network's flagship station is **WBZ-TV CBS** in Boston. **Bob Socci** provides play-by-play and is joined by former Patriots quarterback **Scott Zolak** in the broadcast booth. Former Patriots linebacker **Rob Ninkovich** will provide sideline analysis along with WBZ-TV's **Steve Burton**. *Patriots Football Weekly's* beat writers **Paul Perillo** and **Andy Hart** will also provide insight and analysis.

PATRIOTS PRESEASON TELEVISION NETWORK

Massachusetts

Boston, Mass.	WBZ-TV Ch. 4
Springfield, Mass.	WWLP-TV Ch. 22

Connecticut

Hartford, Conn.	WTNH-TV Ch. 8
-----------------	---------------

Maine

Portland, Maine	WMTW-TV Ch. 8
Bangor, Maine	WWII-TV Ch. 7

New Hampshire

Manchester, N.H.	WMUR-TV Ch. 9
------------------	---------------

Rhode Island

Providence, R.I.	WPRI-TV Ch. 12
------------------	----------------

Vermont

Burlington, Vt.	WCAX-TV Ch. 3
-----------------	---------------

Alaska

Anchorage, Alaska	KYUR-TV Ch. 13
Fairbanks, Alaska	KATN-TV Ch. 2
Juneau, Alaska	KJUD-TV Ch. 8

Hawaii

Honolulu, Hawaii	KFVE-TV Ch. 5
------------------	---------------

RADIO: 98.5 FM, The Sports Hub, is the flagship station for the **Patriots Radio Network**. A complete listing of the network's 40 stations can be found in this press release. Play-by-play broadcaster **Dan Roche** will call the action along with former Patriots linebacker **Matt Chatham**, who will provide color analysis. The games are produced by **Marc Cappello**.

PATRIOTS LOOK TO KICK OFF ANOTHER SUCCESSFUL SEASON

The 2018 New England Patriots have a chance to set or tie several NFL team records, including:

- The Patriots have made the playoffs for nine straight seasons (2009-17), tied with Dallas (1975-83) and Indianapolis (2002-10) for the most in NFL history.
- The New England Patriots enter the 2018 season with 34 postseason wins and need two more playoff victories to tie Pittsburgh for the most postseason wins all-time.
- The Patriots enter this season with 214 regular season wins since 2000. The NFL record for most regular season wins over two consecutive decades is 217 by the San Francisco 49ers (1970s/1980s). The Patriots need just four more wins to surpass the 49ers for the most regular season wins in two consecutive decades.

MEDIA CONTACTS

PATRIOTS MEDIA RELATIONS OFFICE: 508-384-4203

Stacey James, Vice President of Media Relations, staceyj@patriots.com, 508-326-6868
Aaron Salkin, Director of Media Relations, aarons@patriots.com, 508-326-6870
Michael Jurovaty, Asst. Director of Media Relations, mjurovaty@patriots.com, 508-326-6187
Mark Robbins, Media Relations Coordinator, markr@patriots.com, 508-431-7175
Anne Noland, Media Relations Coordinator, annen@patriots.com, 508-431-7773



2017 REGULAR SEASON OFFENSIVE STATISTICS

WON 13, LOST 3

09/07 L 27-42	Kansas City
09/17 W 36-20	at New Orleans
09/24 W 36-33	Houston
10/01 L 30-33	Carolina
10/05 W 19-14	at Tampa Bay
10/15 W 24-17	at N.Y. Jets
10/22 W 23- 7	Atlanta
10/29 W 21-13	L.A. Chargers
11/12 W 41-16	at Denver
11/19 W 33- 8	at Oakland
11/26 W 35-17	Miami
12/03 W 23- 3	at Buffalo
12/11 L 20-27	at Miami
12/17 W 27-24	at Pittsburgh
12/24 W 37-16	Buffalo
12/31 W 26- 6	N.Y. Jets

N.E. Opp.

TOTAL FIRST DOWNS	389	325
Rushing	107	98
Passing	232	204
Penalty	50	23
3rd Down: Made/Att	82/202	82/208
3rd Down Pct.	40.6	39.4
4th Down: Made/Att	8/13	10/23
4th Down Pct.	61.5	43.5
POSSESSION AVG.	30:37	29:23
TOTAL NET YARDS	6307	5856
Avg. Per Game	394.2	366.0
Total Plays	1070	1022
Avg. Per Play	5.9	5.7
NET YARDS RUSHING	1889	1836
Avg. Per Game	118.1	114.8
Total Rushes	448	390
NET YARDS PASSING	4418	4020
Avg. Per Game	276.1	251.3
Sacked/Yards Lost	35/201	42/299
Gross Yards	4619	4319
Att./Completions	587/389	590/367
Completion Pct.	66.3	62.2
Had Intercepted	8	12
PUNTS/AVERAGE	58/43.4	67/44.9
NET PUNTING AVG.	58/40.5	67/39.8
PENALTIES/YARDS	95/835	111/1035
FUMBLES/BALL LOST	13/4	19/6
TOUCHDOWNS	49	33
Rushing	16	6
Passing	32	24
Returns	1	3

* SCORE BY PERIODS	Q1	Q2	Q3	Q4	OT	PTS
TEAM	92	179	96	91	0	458
OPPONENTS	62	98	51	85	0	296

* SCORING	TD	Ru	Pa	Rt	K-PAT	FG	S	P
Gostkowski	0	0	0	0	45/47	37/40	0	1
D. Lewis	10	6	3	1			0	
Gronkowski	8	0	8	0			0	
Burkhead	8	5	3	0			0	
Cooks	7	0	7	0			0	
Gillislee	5	5	0	0			0	
Hogan	5	0	5	0			0	
White	3	0	3	0			0	
Amendola	2	0	2	0			0	
Britt LG	2	0	2	0			0	
D. Allen	1	0	1	0			0	
Hoyer LG	1	1	0	0			0	
B. King	0	0	0	0			1	
Lee LG	0	0	0	0			1	
Lee TM	0	0	0	0			1	
TEAM	49	16	32	1	45/47	37/40	2	4
OPPONENTS	33	6	24	3	30/31	22/31	0	2

2-Pt Conv: Cooks, Gronkowski, TM 2-2,
OPP 1-2

* PASSING	Att	Cmp	Yds	Cmp%	Yds/Att	TD	TD%	Int	Int%	Long	Sack/Lost	Rating
Brady	581	385	4577	66.3	7.88	32	5.5	8	1.4	64t	35/ 201	102.8
Hoyer TM	6	4	42	66.7	7.00	0	0.0	0	0.0	27	0/ 0	86.8
TEAM	587	389	4619	66.3	7.87	32	5.5	8	1.4	64t	35/ 201	102.6
OPPONENTS	590	367	4319	62.2	7.32	24	4.1	12	2.0	78t	42/ 299	89.5

* RUSHING	No.	Yds	Avg	Long	TD
D. Lewis	180	896	5.0	44	6
Gillislee	104	383	3.7	16	5
Burkhead	64	264	4.1	31	5
White	43	171	4.0	10	0
Bolden	13	67	5.2	20	0
Cooks	9	40	4.4	13	0
Brady	25	28	1.1	7	0
Hogan	3	17	5.7	13	0
Reedy LG	3	17	5.7	10	0
Ebner	1	14	14.0	14	0
Dorsett	1	7	7.0	7	0
J. Hollister	1	5	5.0	5	0
Hoyer LG	9	4	0.4	9t	1
Hoyer TM	4	-3	-.8	0	0
TEAM	448	1889	4.2	44	16
OPPONENTS	390	1836	4.7	87t	6

* RECEIVING	No.	Yds	Avg	Long	TD
Gronkowski	69	1084	15.7	53t	8
Cooks	65	1082	16.6	64t	7
Amendola	61	659	10.8	27	2
White	56	429	7.7	27	3
Hogan	34	439	12.9	47t	5
D. Lewis	32	214	6.7	20	3
Bennett LG	30	286	9.5	33	0
Bennett TM	6	53	8.8	27	0
Burkhead	30	254	8.5	23	3
Britt LG	20	256	12.8	38	2
Britt TM	2	23	11.5	16	0
Dorsett	12	194	16.2	39	0
D. Allen	10	86	8.6	22	1
Develin	6	38	6.3	10	0
J. Hollister	4	42	10.5	19	0
Tye LG	4	38	9.5	21	0
Reedy LG	2	21	10.5	15	0
Gillislee	1	15	15.0	15	0
Bolden	1	7	7.0	7	0
TEAM	389	4619	11.9	64t	32
OPPONENTS	367	4319	11.8	78t	24

* INTERCEPTIONS	No.	Yds	Avg	Long	TD
Harmon	4	12	3.0	12	0
Gilmore	2	59	29.5	39	0
M. Butler	2	-1	-.5	1	0
Chung	1	30	30.0	30	0
Lee LG	1	8	8.0	8	0
Lee TM	1	8	8.0	8	0
J. Jones	1	6	6.0	6	0
McCourty	1	0	0.0	0	0
TEAM	12	114	9.5	39	0
OPPONENTS	8	63	7.9	29	1

* PUNTING	No.	Yds	Avg	Net	TB	In	Lg	B
R. Allen	58	2515	43.4	40.5	3	24	60	0
TEAM	58	2515	43.4	40.5	3	24	60	0
OPPONENTS	67	3008	44.9	39.8	4	23	68	1

* PUNT RETURNS	Ret	FC	Yds	Avg	Long	TD
Amendola	27	18	231	8.6	40	0
Reedy LG	18	7	175	9.7	44	0
Reedy TM	4	0	32	8.0	13	0
Chung	1	3	0	0.0	0	0
TEAM	32	21	263	8.2	40	0
OPPONENTS	23	14	105	4.6	16	0

* KICKOFF RETURNS	No.	Yds	Avg	Long	TD
D. Lewis	23	570	24.8	103t	1
Reedy LG	7	145	20.7	50	0
McCourty	2	15	7.5	12	0
Amendola	1	16	16.0	16	0
Burkhead	1	17	17.0	17	0
Chung	1	4	4.0	4	0
TEAM	28	622	22.2	103t	1
OPPONENTS	58	1095	18.9	34	0

* FIELD GOALS	1-19	20-29	30-39	40-49	50+
Gostkowski	0/ 0	16/16	9/ 9	8/11	4/ 4
OPPONENTS	0/ 0	3/ 3	11/14	7/10	1/ 4



2017 REGULAR SEASON DEFENSIVE STATISTICS

PLAYER Name	TACKLES			SACKS			INTERCEPTIONS				FUMBLES				SP. TEAMS				
	TT	UT	A	S	Yds	QH	Int	Yds	TD	PD	FF	FR	Yds	TD	TT	UT	A	FF	FR
Devin McCourty	94	77	17	1.0	11.0	1	1	0	0	5	0	1	0	0	3	3	0	0	0
Patrick Chung	79	68	11	0.0	0.0	3	1	30	0	9	0	2	0	0	6	4	2	0	0
Kyle Van Noy	73	58	15	5.5	33.5	9	0	0	0	2	0	0	0	0	0	0	0	0	0
Elandon Roberts	67	45	22	2.0	13.0	3	0	0	0	1	0	1	0	0	0	0	0	0	0
Trey Flowers	61	44	17	6.5	29.5	24	0	0	0	3	2	0	0	0	0	0	0	0	0
Malcolm Butler	60	55	5	1.0	13.0	2	2	-1	0	12	3	0	0	0	0	0	0	0	0
Lawrence Guy	58	35	23	1.0	3.0	4	0	0	0	1	0	0	0	0	0	0	0	0	0
Stephon Gilmore	50	47	3	0.0	0.0	0	2	59	0	9	0	0	0	0	0	0	0	0	0
Malcom Brown	49	29	20	2.5	18.5	5	0	0	0	0	0	0	0	0	0	0	0	0	0
Jonathan Jones	36	33	3	1.0	15.0	1	1	6	0	8	0	0	0	0	7	6	1	0	0
Marquis Flowers	30	23	7	3.5	15.0	4	0	0	0	1	1	0	0	0	2	2	0	0	0
Deatrich Wise, Jr.	26	16	10	5.0	38.0	19	0	0	0	1	0	0	0	0	0	0	0	0	0
Duron Harmon	23	16	7	0.0	0.0	0	4	12	0	7	0	0	0	0	0	0	0	0	0
David Harris	22	15	7	1.5	10.0	2	0	0	0	1	0	0	0	0	0	0	0	0	0
Jordan Richards	22	20	2	0.0	0.0	0	0	0	0	1	1	0	0	0	4	4	0	0	0
Johnson Bademosi	19	14	5	0.0	0.0	0	0	0	0	1	0	0	0	0	9	9	0	0	0
Eric Lee	19	10	9	3.5	23.5	5	1	8	0	2	0	0	0	0	0	0	0	0	0
Adam Butler	18	10	8	2.0	20.0	2	0	0	0	0	0	0	0	0	0	0	0	0	0
Cassius Marsh	16	14	2	1.0	7.0	2	0	0	0	0	1	0	0	0	3	2	1	0	0
Dont'a Hightower	14	12	2	2.0	19.0	3	0	0	0	0	0	0	0	0	0	0	0	0	0
Eric Rowe	14	13	1	0.0	0.0	0	0	0	0	2	0	0	0	0	1	1	0	0	0
Alan Branch	12	12	0	0.0	0.0	1	0	0	0	0	0	0	0	0	0	0	0	0	0
Ricky Jean Francois	11	7	4	0.0	0.0	0	0	0	0	0	0	0	0	0	0	0	0	0	0
Trevor Reilly	6	3	3	0.0	0.0	0	0	0	0	0	0	0	0	0	5	4	1	0	0
James Harrison	5	3	2	2.0	10.0	1	0	0	0	0	1	0	0	0	0	0	0	0	0
Jonathan Freeny	2	2	0	0.0	0.0	0	0	0	0	0	0	0	0	0	0	0	0	0	0
Geneo Grissom	1	1	0	0.0	0.0	0	0	0	0	0	0	0	0	0	1	1	0	0	0
Harvey Langi	0	0	0	0.0	0.0	0	0	0	0	0	0	0	0	0	1	1	0	0	0
Rob Gronkowski	0	0	0	0.0	0.0	0	0	0	0	1	0	0	0	0	0	0	0	0	0
Nate Ebner	0	0	0	0.0	0.0	0	0	0	0	0	0	0	0	0	8	5	3	0	0
Brandon Bolden	0	0	0	0.0	0.0	0	0	0	0	0	0	0	0	0	8	7	1	0	0
Jacob Hollister	0	0	0	0.0	0.0	0	0	0	0	0	0	0	0	0	4	1	3	0	1
Team	0	0	0	1.0	20.0	0	0	0	0	0	0	0	0	0	0	0	0	0	0
James Develin	0	0	0	0.0	0.0	0	0	0	0	0	0	0	0	0	1	1	0	0	0
Nicholas Grigsby	0	0	0	0.0	0.0	0	0	0	0	0	0	0	0	0	5	4	1	0	0
Matthew Slater	0	0	0	0.0	0.0	0	0	0	0	0	0	0	0	0	7	6	1	0	0
Rex Burkhead	0	0	0	0.0	0.0	0	0	0	0	0	0	0	0	0	4	4	0	0	0
Brandon King	0	0	0	0.0	0.0	0	0	0	0	0	0	0	0	0	8	6	2	0	0
Joe Cardona	0	0	0	0.0	0.0	0	0	0	0	0	0	0	0	0	4	2	2	0	0
	887	682	205	42.0	299.0	91	12	114	0	67	9	4	0	0	91	73	18	0	1

FUMBLES - LOST (13-4)				
	Own			
	No.	Lost	Rec	O.B.
Dwayne Allen	0	0	1	0
Danny Amendola	2	0	0	0
David Andrews	0	0	2	0
Tom Brady	7	3	2	0
Rex Burkhead	1	0	0	0
Nate Ebner	1	0	0	1
Mike Gillislee	1	1	0	0
Rob Gronkowski	1	0	0	1
Jonathan Jones	0	0	1	0
Shaq Mason	0	0	1	0
	13	4	7	2

MISC. OFFENSIVE STATS				
	Tkl	Ast	FF	FR
Danny Amendola	2	0	0	0
Brandin Cooks	1	0	0	0
Phillip Dorsett	2	0	0	0
Chris Hogan	1	0	0	0
Joe Thuney	1	0	0	0
James White	1	0	0	0
	8	0	0	0

KEY	
TT-Total Tackles	Int/Yds-Interceptions/Yards Returned
UT-Unassisted Tackles	PD-Passes Defensed
A-Assisted Tackles	FF-Forced Fumbles

BLOCKED KICKS			
	XP	FG	P
Rex Burkhead	0	0	1
Lawrence Guy	0	1	0
Cassius Marsh	0	1	0
Totals	0	2	1



2017 POSTSEASON OFFENSIVE STATISTICS

WON 2, LOST 1

01/13 W 35-14 Tennessee 65,878
01/21 W 24-20 Jacksonville 65,878
02/04 L 33-41 Philadelphia 67,612
N.E. Opp.

TOTAL FIRST DOWNS	82	62
Rushing	15	15
Passing	59	46
Penalty	8	1
3rd Down: Made/Att	19/39	21/46
3rd Down Pct.	48.7	45.7
4th Down: Made/Att	2/3	4/6
4th Down Pct.	66.7	66.7
POSSESSION AVG.	27:55	32:05
TOTAL NET YARDS	1395	1179
Avg. Per Game	465.0	393.0
Total Plays	213	203
Avg. Per Play	6.5	5.8
NET YARDS RUSHING	260	330
Avg. Per Game	86.7	110.0
Total Rushes	68	75
NET YARDS PASSING	1135	849
Avg. Per Game	378.3	283.0
Sacked/Yards Lost	4/17	11/72
Gross Yards	1152	921
Att./Completions	141/90	117/74
Completion Pct.	63.8	63.2
Had Intercepted	0	1
PUNTS/AVERAGE	10/41.9	14/43.7
NET PUNTING AVG.	10/39.9	14/40.0
PENALTIES/YARDS	6/52	22/195
FUMBLES/BALL LOST	2/2	1/0
TOUCHDOWNS	12	9
Rushing	4	2
Passing	8	7
Returns	0	0

* SCORE BY PERIODS	Q1	Q2	Q3	Q4	OT	PTS
TEAM	6	37	21	28	0	92
OPPONENTS	16	27	10	22	0	75

* SCORING	TD	Ru	Pa	Rt	K-PAT	FG	S	PTS
White	4	3	1	0			0	24
Gostkowski	0	0	0	0	11/12	3/ 5	0	20
Gronkowski	3	0	3	0			0	18
Amendola	2	0	2	0			0	12
Hogan	2	0	2	0			0	12
Bolden	1	1	0	0			0	6
TEAM	12	4	8	0	11/12	3/ 5	0	92
OPPONENTS	9	2	7	0	6/ 7	5/ 5	0	75

2-Pt Conv: TM 0-0, OPP 0-2
SACKS: A. Butler 2, Grissom 2, Wise 2,
M. Flowers 1, T. Flowers 1, Guy 1,
Jean Francois LG 1, Jean Francois TM 1,
Van Noy 1, TM 11, OPP 4
FUM/LOST: Brady 1/1, D. Lewis 1/1

* RUSHING

D. Lewis		33	135	4.1	18	0
White		14	60	4.3	26t	3
Bolden		4	27	6.8	20	1
Burkhead		4	23	5.8	9	0
Brady		7	8	1.1	6	0
Hogan		1	4	4.0	4	0
Amendola		1	3	3.0	3	0
Cooks		1	1	1.0	1	0
Hoyer	LG	3	-1	-.3	0	0
Hoyer	TM	3	-1	-.3	0	0
TEAM		68	260	3.8	26t	4
OPPONENTS		75	330	4.4	36	2

* RECEIVING

Amendola	26	348	13.4	50	2
Gronkowski	16	218	13.6	27	3
D. Lewis	16	111	6.9	31	0
Cooks	10	155	15.5	31	0
Hogan	9	152	16.9	43	2
White	9	72	8.0	15	1
Dorsett	2	50	25.0	31	0
Burkhead	1	46	46.0	46	0
J. Hollister	1	0	0.0	0	0
TEAM	90	1152	12.8	50	8
OPPONENTS	74	921	12.4	55	7

* INTERCEPTIONS

Harmon	1	8	8.0	8	0
TEAM	1	8	8.0	8	0
OPPONENTS	0	0	---	---	0

* PUNTING

R. Allen	10	419	41.9	39.9	1	5	57	0
TEAM	10	419	41.9	39.9	1	5	57	0
OPPONENTS	14	612	43.7	40.0	0	6	62	0

* PUNT RETURNS

Amendola	5	9	52	10.4	20	0
TEAM	5	9	52	10.4	20	0
OPPONENTS	1	5	0	0.0	0	0

* KICKOFF RETURNS

D. Lewis	6	106	17.7	27	0
Burkhead	0	-1	---	-1	0
TEAM	6	105	17.5	27	0
OPPONENTS	10	222	22.2	27	0

* FIELD GOALS

Gostkowski	0/ 0	1/ 2	1/ 1	1/ 1	0/ 1
TEAM	0/ 0	1/ 2	1/ 1	1/ 1	0/ 1
OPPONENTS	0/ 0	1/ 1	0/ 0	3/ 3	1/ 1
Gostkowski: (53N) (31G) (26G,26N,45G)					
TM: (53N) (31G) (26G,26N,45G)					
OPP: () (54G,43G) (25G,42G,46G)					

* PASSING	Att	Cmp	Yds	Cmp%	Yds/Att	TD	TD%	Int	Int%	Long	Sack/Lost	Rating
Brady	139	89	1132	64.0	8.14	8	5.8	0	0.0	50	4/ 17	108.6
Amendola	2	1	20	50.0	10.00	0	0.0	0	0.0	20	0/ 0	85.4
TEAM	141	90	1152	63.8	8.17	8	5.7	0	0.0	50	4/ 17	108.2
OPPONENTS	117	74	921	63.2	7.87	7	6.0	1	0.9	55	11/ 72	104.0



Fumbles-Lost (2-2)				
	No.	Lost	Rec	O.B.
Tom Brady	1	1	0	0
Dion Lewis	1	1	0	0
	2	2	0	0
MISC. OFFENSIVE STATS				
	Tkl	Ast	FF	FR
David Andrews	1	0	0	0
	1	0	0	0

5



NEW ENGLAND PATRIOTS 2017 STATS PACK

PATRIOTS PARTICIPATION

	Regular Season																														
Player	GP	GS	DNP	INA	KC	at NO	HOU	CAR	at TB	at NYJ	ATL	LAC	at DEN	at OAK	MIA	at BUF	at MIA	PIT	BUF	NYJ	TEN	JAX	PHI								
Allen, Dwayne	16	8	0	0	TE	TE	sub	sub	TE	sub	sub	TE	sub	TE	TE	TE	TE	sub	sub	sub	sub	sub	sub	sub	sub	sub					
Allen, Ryan	16	0	0	0	sub	sub	sub	sub	sub	sub	sub	sub	sub	sub	sub	sub	WR	WR	WR	WR	WR	WR	WR	WR	WR	WR					
Amendola, Danny	15	8	0	1	sub	X	sub	WR	sub	WR	sub	sub	sub	sub	sub	WR	WR	WR	WR	WR	WR	WR	WR	WR	WR	WR					
Andrews, David	14	14	0	2	C	C	C	C	C	C	C	C	C	X	X	C	C	C	C	C	C	C	C	C	C	C					
Bademosi, Johnson	16	3	0	0	sub	sub	sub	sub	sub	RCB	RCB	RCB	sub	sub	sub	sub	sub	sub	sub	sub	X	sub	sub	sub	sub	sub					
Bennett, Martellus	2	0	0	1											sub	sub	X														
Bolden, Brandon	16	0	0	0	sub	sub	sub	sub	sub	sub	sub	sub	sub	sub	sub	sub	sub	sub	sub	sub	sub	sub	sub	sub	sub	sub					
Brady, Tom	16	16	0	0	QB	QB	QB	QB	QB	QB	QB	QB	QB	QB	QB	QB	QB	QB	QB	QB	QB	QB	QB	QB	QB	QB					
Branch, Alan	12	6	0	4	DT	sub	sub	sub	X	sub	sub	DT	DT	DT	DT	sub	DT	X	X	X	X	X	X	X	X	X					
Britt, Kenny	3	0	0	0														sub			sub	sub	X	X	X						
Brown, Malcom	13	12	0	3	DT	DT	DT	DT	DT	DT	DT	X	X	X	sub	DT	DT	DT	DT	DT	DT	DT	DT	DT	DT	DT					
Burkhead, Rex	10	3	0	6	RB	RB	X	X	X	X	sub	sub	sub	sub	sub	sub	sub	RB	sub	X	X	X	sub	sub	sub	sub					
Butler, Adam	16	6	0	0	sub	RE	DT	RE	DT	sub	sub	sub	DT	DT	sub	sub	sub	sub	sub	sub	sub	sub	sub	sub	sub	sub					
Butler, Malcolm	16	15	0	0	LCB	sub	LCB	LCB	LCB	LCB	LCB	LCB	LCB	LCB	LCB	LCB	LCB	LCB	LCB	LCB	LCB	LCB	LCB	LCB	sub						
Cannon, Marcus	7	7	0	6	RT	RT	X	RT	RT	RT	RT	RT	X	X	X	X	X														
Cardona, Joe	16	0	0	0	sub	sub	sub	sub	sub	sub	sub	sub	sub	sub	sub	sub	sub	sub	sub	sub	sub	sub	sub	sub	sub	sub					
Chung, Patrick	16	11	0	0	S	S	sub	S	S	sub	sub	sub	sub	S	S	S	S	S	S	S	S	S	S	S	S	S					
Cooks, Brandin	16	15	0	0	WR	sub	WR	WR	WR	WR	WR	WR	WR	WR	WR	WR	WR	WR	WR	WR	WR	WR	WR	WR	WR	WR					
Croston, Cole	3	0	0	13	X	X	X	X	X	X	X	X	X	sub	sub	sub	X	X	X	X	X	sub	X								
Develin, James	16	7	0	0	sub	sub	sub	sub	FB	sub	FB	sub	FB	FB	sub	sub	sub	sub	FB	FB	FB	sub	FB	FB	sub	FB					
Dorsett, Phillip	15	2	1	0	sub	sub	sub	sub	sub	sub	WR	sub	WR	sub	sub	sub	sub	DNP	sub	sub	sub	DNP	sub	sub	sub	sub					
Ebner, Nate	9	0	0	2	X	X	sub	sub	sub	sub	sub	sub	sub	sub	sub																
Fleming, Cameron	12	6	0	4	X	sub	LT	sub	sub	X	X	X	sub	sub	sub	sub	RT	RT	RT	RT	RT	sub	RT	RT							
Flowers, Marquis	16	2	0	0	sub	sub	sub	sub	sub	sub	sub	sub	sub	sub	sub	sub	LB	sub	LB	sub	sub	sub	sub	sub	sub	sub					
Flowers, Trey	14	14	0	2	LE	LE	RE	LE	RE	RE	RE	RE	RE	DT	DT	X	X	RE	RE	RE	RE	RE	RE	RE	RE	LE					
Freemy, Jonathan	1	0	0	0														sub													
Garoppolo, Jimmy	0	0	8	0	DNP	DNP	DNP	DNP	DNP	DNP	DNP	DNP																			
Gilmore, Stephon	13	13	0	3	RCB	RCB	RCB	RCB	RCB	X	X	X	RCB	RCB	RCB	RCB	RCB	RCB	RCB	RCB	RCB	RCB	RCB	RCB	RCB	RCB					
Gillislee, Mike	9	2	0	7	sub	sub	RB	sub	RB	sub	sub	sub	X	X	X	X	X	X	sub	X	X	X	X	X	X	X					
Gostkowski, Stephen	16	0	0	0	sub	sub	sub	sub	sub	sub	sub	sub	sub	sub	sub	sub	sub	sub	sub	sub	sub	sub	sub	sub	sub	sub					
Grigsby, Nicholas	5	0	0	0												sub			sub	sub	sub	sub	sub	sub	sub	sub	sub	sub	sub		
Grissom, Geneo	8	0	0	3			sub	sub	sub	sub	X	X				sub			sub	sub	X	sub	sub	sub	sub	sub					
Gronkowski, Rob	14	14	0	1	TE	TE	TE	TE	X	TE	TE	TE	TE	TE	TE	TE		TE	TE	TE	TE	TE	TE	TE	TE	TE					
Guy, Lawrence	16	15	0	0	sub	DT	RE	DT	LE	LE	LE	LE	LE	LE	LE	DT	LE	DT	LE	DT	DT	DT	DT	DT	DT	DT					
Harmon, Duron	16	3	0	0	DB	DB	DB	sub	sub	sub	sub	sub	sub	sub	sub	sub	sub	sub	sub	sub	sub	sub	sub	sub	sub	DB					
Harris, David	10	6	2	4	sub	sub	sub	X	DNP	X	LB	LB	sub	LB	LB	LB	X	LB	DNP	X	X	X	X	X	X	X					
Harrison, James	1	0	0	0																	sub		sub		LB		LB				
Hightower, Dont'a	5	5	0	3	RE	X	X	LB	LB	LB	LB	X																			
Hogan, Chris	9	7	0	7	WR	WR	WR	WR	WR	WR	sub	WR	X	X	X	X	sub	X	X	X	WR	sub	WR								
Hollister, Jacob	15	1	0	1	X	TE	sub	sub	sub	sub	sub	sub	sub	sub	sub	sub	sub	sub	sub	sub	sub	sub	sub	sub	sub	sub					
Hoyer, Brian	5	0	3	0											sub			sub	DNP	sub	DNP	DNP	sub	sub	sub	sub	sub	DNP			
Jean Francois, Ricky	6	1	0	0											sub			sub	sub				sub	DT	sub	sub	LE	sub			
Jones, Jonathan	16	4	0	0	sub	sub	sub	sub	sub	sub	sub	sub	sub	sub	DB	DB	DB	DB	sub	sub	sub	sub	sub	sub	sub	sub					
Karras, Ted	16	2	0	0	sub	sub	sub	sub	sub	sub	sub	sub	sub	sub	C	C	sub	sub	sub	sub	sub	sub	sub	sub	sub	sub					
King, Brandon	13	0	0	3	sub	sub	sub	X	sub	sub	sub	sub	sub	sub	sub	sub	sub	X	X	sub	sub	sub	sub	sub	sub	sub					
Langi, Harvey	1	0	0	6	X	sub	X	X	X	X	X	X																			
Lee, Eric	6	5	0	0												sub			LE	LB	LE	LB	LE	LE	LE	sub	sub	sub			
Lewis, Dion	16	8	0	0	sub	sub	sub	sub	sub	RB	RB	RB	RB	RB	sub	sub	sub	RB	RB	RB	RB	RB	RB	RB	RB	RB					
Marsh, Cassius	9	1	0	1	sub	sub	LB	sub	sub	sub	sub	sub	X	sub																	
Mason, Shaq	16	16	0	0	RG	RG	RG	RG	RG	RG	RG	RG	RG	RG	RG	RG	RG	RG	RG	RG	RG	RG	RG	RG	RG	RG					
McCourty, Devin	16	16	0	0	S	S	S	S	S	S	S	S	S	S	S	S	S	S	S	S	S	S	S	S	S	S					
Reedy, Bernard	2	0	0	0												sub			sub							X		X			
Reilly, Trevor	6	1	0	2											sub		LB	sub	sub	X	sub	sub	X								
Richards, Jordan	16	5	0	0	DB	sub	sub	sub	sub	S	S	S	S	S	sub	sub	sub	sub	sub	sub	sub	sub	sub	sub	sub	sub					
Roberts, Elandon	15	14	0	1	sub	LB	LB	LB	LB	LB	LB	X	LB	LB	LB	LB	LB	LB	LB	LB	LB	LB	LB	LB	LB	LB					
Rowe, Eric	8	3	0	8	sub	LCB	X	sub	X	X	X	X	X	X	X	sub	sub	DB	sub	DB	DB	sub	sub	sub	sub	sub					
Slater, Matthew	9	0	0	7	X	X	X	X	sub	sub	sub	sub	sub	sub	X	X	X	sub	sub	sub	sub	sub	sub	sub	sub	sub					
Solder, Nate	16	16	0	0	LT	LT	TE	LT	LT	LT	LT	LT	LT	LT	LT	LT	LT	LT	LT	LT	LT	LT	LT	LT	LT	LT					
Thuney, Joe	16	16	0	0	LG	LG	LG	LG	LG	LG	LG	LG	LG	LG	LG	LG	LG	LG	LG	LG	LG	LG	LG	LG	LG	LG					
Valentine, Vincent	0	0	0	2	X	X																									
Van Noy, Kyle	13	12	0	3	LB	LB	LB	LB	LB	LB	LB	LB	LB	LB	LB	sub	X	X	X	LB	LB	LB	LB	LB	LB	LB					
Waddle, LaAdrian	12	4	0	4	sub	X	RT	X	X	sub	sub	sub	RT	RT	RT	X	sub	sub	sub	sub	RT	X	sub	sub	sub	sub					
White, James	14	4	0	2	sub	sub	sub	RB	sub	sub	sub	sub	sub	sub	sub	RB	RB	RB	sub	X	X	sub	sub	sub	sub	sub					
Wise, Deatrich Jr.	16	3	0	0	sub	sub	sub	sub	sub	DE	DT	sub	sub	sub	sub	sub	RE	sub	sub	sub	sub	sub	sub	sub	sub	sub					
Totals	722	352	14	112																											

X - inactive / CAPS - starters / sub - played / dnp - did not play / PS - Practice Squad

KEY:

Not on active roster



NEW ENGLAND PATRIOTS 2017 STATS PACK

GAME-BY-GAME STARTERS

2017 OFFENSIVE STARTERS BY GAME												
Date	Opponent	WR	LT	LG	C	RG	RT	TE	WR	QB	RB	TE
09/07	Kansas City	B. Cooks	N. Solder	J. Thuney	D. Andrews	S. Mason	M. Cannon	R. Gronkowski	C. Hogan	T. Brady	R. Burkhead	D. Allen
09/17 at	New Orleans	J. Hollister (TE)	N. Solder	J. Thuney	D. Andrews	S. Mason	M. Cannon	R. Gronkowski	C. Hogan	T. Brady	R. Burkhead	D. Allen
09/24	Houston	B. Cooks	C. Fleming	J. Thuney	D. Andrews	S. Mason	L. Waddle	R. Gronkowski	C. Hogan	T. Brady	M. Gillislee	N. Solder
10/01	Carolina	B. Cooks	N. Solder	J. Thuney	D. Andrews	S. Mason	M. Cannon	R. Gronkowski	C. Hogan	T. Brady	J. White	D. Amendola (WR)
10/05 at	Tampa Bay	B. Cooks	N. Solder	J. Thuney	D. Andrews	S. Mason	M. Cannon	D. Allen	C. Hogan	T. Brady	M. Gillislee	J. Develin (FB)
10/15 at	N.Y. Jets	B. Cooks	N. Solder	J. Thuney	D. Andrews	S. Mason	M. Cannon	R. Gronkowski	C. Hogan	T. Brady	D. Lewis	D. Amendola (WR)
10/22	Atlanta	B. Cooks	N. Solder	J. Thuney	D. Andrews	S. Mason	M. Cannon	R. Gronkowski	P. Dorsett	T. Brady	D. Lewis	J. Develin (FB)
10/29	L.A. Chargers	B. Cooks	N. Solder	J. Thuney	D. Andrews	S. Mason	M. Cannon	R. Gronkowski	C. Hogan	T. Brady	D. Lewis	D. Allen
11/12 at	Denver	B. Cooks	N. Solder	J. Thuney	D. Andrews	S. Mason	L. Waddle	R. Gronkowski	P. Dorsett	T. Brady	D. Lewis	J. Develin (FB)
11/19 at	Oakland	B. Cooks	N. Solder	J. Thuney	T. Karras	S. Mason	L. Waddle	R. Gronkowski	D. Allen (TE)	T. Brady	D. Lewis	J. Develin (FB)
11/26	Miami	B. Cooks	N. Solder	J. Thuney	T. Karras	S. Mason	L. Waddle	R. Gronkowski	D. Amendola	T. Brady	J. White	D. Allen
12/03 at	Buffalo	B. Cooks	N. Solder	J. Thuney	D. Andrews	S. Mason	C. Fleming	R. Gronkowski	D. Amendola	T. Brady	J. White	D. Allen
12/11 at	Miami	B. Cooks	N. Solder	J. Thuney	D. Andrews	S. Mason	C. Fleming	D. Allen	D. Amendola	T. Brady	J. White	R. Burkhead (RB)
12/17 at	Pittsburgh	B. Cooks	N. Solder	J. Thuney	D. Andrews	S. Mason	C. Fleming	R. Gronkowski	D. Amendola	T. Brady	D. Lewis	J. Develin (FB)
12/24	Buffalo	B. Cooks	N. Solder	J. Thuney	D. Andrews	S. Mason	C. Fleming	R. Gronkowski	D. Amendola	T. Brady	D. Lewis	J. Develin (FB)
12/31	N.Y. Jets	B. Cooks	N. Solder	J. Thuney	D. Andrews	S. Mason	C. Fleming	R. Gronkowski	D. Amendola	T. Brady	D. Lewis	J. Develin (FB)
01/13	Tennessee	B. Cooks	N. Solder	J. Thuney	D. Andrews	S. Mason	L. Waddle	R. Gronkowski	C. Hogan	T. Brady	D. Lewis	D. Amendola (WR)
01/21	Jacksonville	B. Cooks	N. Solder	J. Thuney	D. Andrews	S. Mason	C. Fleming	R. Gronkowski	D. Amendola	T. Brady	D. Lewis	J. Develin (FB)
02/04	Philadelphia	B. Cooks	N. Solder	J. Thuney	D. Andrews	S. Mason	C. Fleming	R. Gronkowski	C. Hogan	T. Brady	D. Lewis	J. Develin (FB)
2017 DEFENSIVE STARTERS BY GAME												
Date	Opponent	LE	DT	DT	RE	LB	LB	LB	LCB	RCB	S	S
09/07	Kansas City	T. Flowers	A. Branch	M. Brown	D. Hightower	K. Van Noy	J. Richards (DB)	D. Harmon (DB)	M. Butler	S. Gilmore	P. Chung	D. McCourty
09/17 at	New Orleans	T. Flowers	L. Guy	M. Brown	A. Butler	K. Van Noy	E. Roberts	D. Harmon (DB)	E. Rowe	S. Gilmore	P. Chung	D. McCourty
09/24	Houston	L. Guy	A. Butler	M. Brown	T. Flowers	K. Van Noy	E. Roberts	C. Marsh	M. Butler	S. Gilmore	D. Harmon	D. McCourty
10/01	Carolina	T. Flowers	L. Guy	M. Brown	A. Butler	K. Van Noy	E. Roberts	D. Hightower	M. Butler	S. Gilmore	P. Chung	D. McCourty
10/05 at	Tampa Bay	L. Guy	A. Butler	M. Brown	T. Flowers	K. Van Noy	E. Roberts	D. Hightower	M. Butler	S. Gilmore	P. Chung	D. McCourty
10/15 at	N.Y. Jets	L. Guy	D. Wise	M. Brown	T. Flowers	K. Van Noy	E. Roberts	D. Hightower	M. Butler	J. Bademosi	J. Richards	D. McCourty
10/22	Atlanta	L. Guy	D. Wise	M. Brown	T. Flowers	K. Van Noy	D. Harris	D. Hightower	M. Butler	J. Bademosi	J. Richards	D. McCourty
10/29	L.A. Chargers	L. Guy	A. Butler	A. Branch	T. Flowers	K. Van Noy	E. Roberts	D. Harris	M. Butler	J. Bademosi	J. Richards	D. McCourty
11/12 at	Denver	L. Guy	A. Branch	A. Butler	T. Flowers	K. Van Noy	E. Roberts	T. Reilly	M. Butler	S. Gilmore	J. Richards	D. McCourty
11/19 at	Oakland	L. Guy	A. Branch	T. Flowers	D. Harris (LB)	K. Van Noy	E. Roberts	J. Jones (DB)	M. Butler	S. Gilmore	P. Chung	D. McCourty
11/26	Miami	L. Guy	A. Branch	T. Flowers	D. Harris (LB)	K. Van Noy	E. Roberts	J. Jones (DB)	M. Butler	S. Gilmore	P. Chung	D. McCourty
12/03 at	Buffalo	E. Lee	L. Guy	M. Brown	D. Wise	D. Harris	E. Roberts	J. Jones (DB)	M. Butler	S. Gilmore	P. Chung	D. McCourty
12/11 at	Miami	L. Guy	A. Branch	M. Brown	E. Lee (LB)	M. Flowers	E. Roberts	J. Jones (DB)	M. Butler	S. Gilmore	P. Chung	D. McCourty
12/17 at	Pittsburgh	E. Lee	L. Guy	M. Brown	T. Flowers	D. Harris	E. Roberts	E. Rowe (DB)	M. Butler	S. Gilmore	P. Chung	D. McCourty
12/24	Buffalo	L. Guy	R. Jean Francois	M. Brown	T. Flowers	E. Lee	E. Roberts	M. Flowers	M. Butler	S. Gilmore	P. Chung	D. McCourty
12/31	N.Y. Jets	E. Lee	L. Guy	M. Brown	T. Flowers	K. Van Noy	E. Roberts	E. Rowe (DB)	M. Butler	S. Gilmore	P. Chung	D. McCourty
01/13	Tennessee	E. Lee	L. Guy	M. Brown	T. Flowers	K. Van Noy	E. Roberts	E. Rowe (DB)	M. Butler	S. Gilmore	P. Chung	D. McCourty
01/21	Jacksonville	R. Jean Francois	L. Guy	M. Brown	T. Flowers	K. Van Noy	E. Roberts	J. Harrison	M. Butler	S. Gilmore	P. Chung	D. McCourty
02/04	Philadelphia	T. Flowers	L. Guy	M. Brown	J. Harrison (LB)	K. Van Noy	E. Roberts	D. Harmon (DB)	E. Rowe	S. Gilmore	P. Chung	D. McCourty



2018 NEW ENGLAND PATRIOTS ROSTER

AS OF AUGUST 6, 2018

ALPHABETICAL ROSTER

#	NAME	POS	HT	WT	BORN	YR	COLLEGE	H.S. HOMETOWN
83	Allen, Dwayne	TE	6-3	265	2/24/1990	7	Clemson	Fayetteville, N.C.
6	Allen, Ryan	P	6-2	220	2/28/1990	6	Louisiana Tech	Salem, Ore.
60	Andrews, David	C	6-3	300	7/10/1992	4	Georgia	Johns Creek, Ga.
62	d Atkins, John	DL	6-4	320	12/21/1993	R	Georgia	Thomson, Ga.
53	Bentley, Ja'Whaun	LB	6-2	255	8/24/1996	R	Purdue	Glenarden, Md.
55	o Berrios, Braxton	WR	5-9	190	10/6/1995	R	Miami (Fla.)	Raleigh, N.C.
71	Bojorquez, Corey	P	6-0	208	9/13/1996	R	New Mexico	Bellflower, Calif.
38	Bolden, Brandon	RB	5-11	220	1/26/1990	7	Mississippi	Baton Rouge, La.
72	Bowanko, Luke	OL	6-6	305	6/12/1991	5	Virginia	Clifton, Va.
12	Brady, Tom	QB	6-4	225	8/3/1977	19	Michigan	San Mateo, Calif.
88	Britt, Kenny	WR	6-3	230	9/18/1988	10	Rutgers	Bayonne, N.J.
90	Brown, Malcom	DL	6-2	320	2/2/1994	4	Texas	Brenham, Texas
77	Brown, Trent	OL	6-8	380	4/13/1993	4	Florida	Albany, Ga.
34	Burkhead, Rex	RB	5-10	215	7/2/1990	6	Nebraska	Plano, Texas
70	Butler, Adam	DL	6-5	300	4/12/1994	2	Vanderbilt	Duncanville, Texas
61	Cannon, Marcus	OL	6-6	335	5/6/1988	8	Texas Christian	Odessa, Texas
49	Cardona, Joe	LS	6-3	245	4/16/1992	4	Navy	El Cajon, Calif.
23	Chung, Patrick	S	5-11	215	8/19/1987	10	Oregon	Rancho Cucamonga, Calif.
94	Clayborn, Adrian	DE	6-3	280	7/6/1988	8	Iowa	St. Louis, Mo.
59	Crossen, Keion	DB	5-10	185	4/17/1996	R	Western Carolina	Garysburg, N.C.
74	Croston, Cole	OL	6-5	310	12/25/1993	2	Iowa	Sergeant Bluff, Iowa
58	d Davis, Keionta	DL	6-4	280	3/1/1994	2	Tennessee-Chattanooga	Chattanooga, Tenn.
52	Dawson, Duke	DB	5-10	198	10/13/1995	R	Florida	Cross City, Fla.
81	Decker, Eric	WR	6-3	214	3/15/1987	9	Minnesota	Cold Spring, Minn.
46	Develin, James	FB	6-3	255	7/23/1988	6	Brown	Gilbertville, Pa.
13	Dorsett, Phillip	WR	5-10	192	1/5/1993	4	Miami (Fla.)	Ft. Lauderdale, Fla.
43	Ebner, Nate	DB	6-0	215	12/14/1988	7	Ohio State	Dublin, Ohio
11	Edelman, Julian	WR	5-10	198	5/22/1986	10	Kent State	Redwood City, Calif.
58	o Eting, Danny	QB	6-3	225	7/22/1994	R	Louisiana State	Terre Haute, Ind.
66	Ferentz, James	OL	6-2	300	6/5/1989	3	Iowa	Iowa City, Iowa
59	Flowers, Marquis	LB	6-3	245	2/16/1992	5	Arizona	Phoenix, Ariz.
98	Flowers, Trey	DL	6-2	265	8/16/1993	4	Arkansas	Huntsville, Ala.
35	Gillisle, Mike	RB	5-11	210	11/1/1990	6	Florida	DeLand, Fla.
24	Gilmore, Stephon	CB	6-1	202	9/19/1990	7	South Carolina	Rock Hill, S.C.
3	Gostkowski, Stephen	K	6-1	215	1/28/1984	13	Memphis	Madison, Miss.
50	Grigsby, Nicholas	LB	6-2	230	7/2/1992	3	Pittsburgh	Trotwood, Ohio
96	Grissom, Geneo	DL	6-4	265	6/4/1992	4	Oklahoma	Hutchinson, Kan.
87	Gronkowski, Rob	TE	6-6	268	5/14/1989	9	Arizona	Pittsburgh, Pa.
93	Guy, Lawrence	DL	6-4	315	3/17/1990	8	Arizona State	Las Vegas, Nev.
21	Harmon, Duron	DB	6-1	205	1/24/1991	6	Rutgers	Magnolia, Del.
63	d Harris, Trent	DL	6-2	255	9/17/1995	R	Miami (Fla.)	Winter Park, Fla.
64	d Herron, Frank	DL	6-4	305	7/9/1994	R	Louisiana State	Memphis, Tenn.
54	Hightower, Dont'a	LB	6-3	260	3/12/1990	7	Alabama	Lewisburg, Tenn.
33	Hill, Jeremy	RB	6-1	230	10/20/1992	5	Louisiana State	Baton Rouge, La.
15	Hogan, Chris	WR	6-1	210	10/24/1987	6	Monmouth	Wykoff, N.J.
47	Hollister, Jacob	TE	6-4	245	11/18/1993	2	Wyoming	Bend, Ore.
2	Hoyer, Brian	QB	6-2	216	10/13/1985	10	Michigan State	North Olmsted, Ohio
60	Izzo, Ryan	TE	6-5	255	12/21/1995	R	Florida State	Sparta, N.J.
65	d Jackson, JC	DB	6-1	198	11/17/1995	R	Maryland	Immokalee, Fla.
67	o John, Ulrick	OL	6-6	312	5/20/1992	5	Georgia State	Hinesville, Ga.
41	Jones, Cyrus	CB	5-10	195	11/29/1993	3	Alabama	Baltimore, Md.
31	Jones, Jonathan	DB	5-10	190	9/20/1993	3	Auburn	Carrollton, Ga.
75	Karras, Ted	OL	6-4	305	3/15/1993	3	Illinois	Indianapolis, Ind.
36	King, Brandon	LB	6-2	220	6/8/1993	4	Auburn	Alabaster, Ala.
65	o King, Jason	OL	6-4	300	11/18/1993	1	Purdue	Little Rock, Ark.
48	d Langi, Harvey	LB	6-2	250	9/24/1992	2	Brigham Young	South Jordan, Utah
55	d Lee, Eric	DL	6-3	255	8/6/1994	2	South Florida	Daphne, Ala.
27	Lewis, Ryan	CB	6-0	195	4/15/1994	1	Pittsburgh	Seattle, Wash.
10	Lucien, Devin	WR	6-2	200	6/26/1993	1	Arizona State	Encino, Calif.
69	Mason, Shaq	OL	6-1	310	8/28/1993	4	Georgia Tech	Columbia, Tenn.
17	McCarron, Riley	WR	5-9	198	6/16/1993	1	Iowa	Dubuque, Iowa
32	McCourt, Devin	DB	5-10	195	8/13/1987	9	Rutgers	Montvale, N.J.
30	McCourt, Jason	CB	5-11	195	8/13/1987	10	Rutgers	Montvale, N.J.
51	Michel, Sony	RB	5-11	215	2/17/1995	R	Georgia	Plantation, Fla.
19	Mitchell, Malcolm	WR	6-1	200	7/20/1993	3	Georgia	Valdosta, Ga.
67	d Moore, A.J.	DB	5-11	201	12/15/1995	R	Mississippi	Bassfield, Miss.
84	Patterson, Cordarrelle	WR	6-2	228	3/17/1991	6	Tennessee	Rock Hill, S.C.
26	Pleasant, Eddie	DB	5-10	210	12/17/1988	6	Oregon	Compton, Calif.
48	o Poggi, Henry	FB	6-4	260	8/9/1994	R	Michigan	Baltimore, Md.
37	Richards, Jordan	DB	5-11	210	1/21/1993	4	Stanford	Folsom, Calif.
95	Rivers, Derek	DE	6-5	250	5/9/1994	2	Youngstown State	Kinston, N.C.
52	Roberts, Elandon	LB	6-0	238	4/22/1994	3	Houston	Port Arthur, Texas
25	Rowe, Eric	DB	6-1	205	10/3/1992	4	Utah	Klein, Texas
54	Sam, Christian	LB	6-2	240	6/7/1996	R	Arizona State	Allen, Texas
63	o Schwenke, Brian	OL	6-3	318	3/22/1991	6	California	Oceanside, Calif.
71	Shelton, Danny	DL	6-2	345	8/20/1993	4	Washington	Auburn, Wash.
18	Slater, Matthew	WR	6-0	205	9/9/1985	11	UCLA	Anaheim, Calif.
62	o Thuney, Joe	OL	6-5	308	11/18/1992	3	North Carolina State	Centerville, Ohio
64	o Tobin, Matt	OL	6-6	310	6/5/1990	6	Iowa	Dyersville, Iowa
39	Travis, Damarius	DB	6-2	215	4/19/1994	1	Minnesota	Pensacola, Fla.
86	Turner, Paul	WR	5-10	193	5/10/1993	2	Louisiana Tech	West Monroe, La.
82	Tye, Will	TE	6-2	260	11/4/1991	3	Stony Brook	Salisbury, Conn.
99	Valentine, Vincent	DT	6-3	315	2/23/1994	3	Nebraska	Edwardsville, Ill.
53	Van Noy, Kyle	LB	6-3	250	3/26/1991	5	Brigham Young	Reno, Nev.
68	Waddle, LaAdrian	OL	6-6	315	7/21/1991	6	Texas Tech	Columbus, Texas
68	Webb, Ralph	RB	5-10	200	11/21/1994	R	Vanderbilt	Gainsville, Fla.
28	White, James	RB	5-10	205	2/3/1992	5	Wisconsin	Ft. Lauderdale, Fla.
22	Wiltz, Jomal	CB	5-10	190	10/23/1994	1	Iowa State	Houston Texas
91	Wise, Jr., Deatrich	DL	6-5	275	7/26/1994	2	Arkansas	Carrollton, Texas
50	o Wynn, Isaiah	OL	6-2	310	12/9/1995	R	Georgia	St. Petersburg, Fla.

NUMERICAL ROSTER

#	NAME	POS
2	Brian Hoyer	QB
3	Stephen Gostkowski	K
6	Ryan Allen	P
10	Devin Lucien	WR
11	Julian Edelman	WR
12	Tom Brady	QB
13	Phillip Dorsett	WR
15	Chris Hogan	WR
17	Riley McCarron	WR
18	Matthew Slater	WR
19	Malcolm Mitchell	WR
21	Duron Harmon	DB
22	Jomal Wiltz	CB
23	Patrick Chung	S
24	Stephon Gilmore	CB
25	Eric Rowe	DB
26	Eddie Pleasant	DB
27	Ryan Lewis	CB
28	James White	RB
30	Jason McCourty	CB
31	Jonathan Jones	DB
32	Devin McCourty	DB
33	Jeremy Hill	RB
34	Rex Burkhead	RB
35	Mike Gillislee	RB
36	Brandon King	LB
37	Jordan Richards	DB
38	Brandon Bolden	RB
39	Damarius Travis	DB
41	Cyrus Jones	CB
43	Nate Ebner	DB
46	James Develin	FB
47	Jacob Hollister	TE
48	d Harvey Langi	LB
48	o Henry Poggi	FB
49	Joe Cardona	LS
50	d Nicholas Grigsby	LB
50	o Isaiah Wynn	OL
51	Sony Michel	RB
52	Elandon Roberts	LB
52	Duke Dawson	DB
53	Kyle Van Noy	LB
53	Ja'Whaun Bentley	LB
54	Dont'a Hightower	LB
54	Christian Sam	LB
55	d Eric Lee	DL
55	o Braxton Berrios	WR
58	d Keionta Davis	DL
58	o Danny Eting	QB
59	Marquis Flowers	LB
59	Keion Crossen	DB
60	David Andrews	C
60	Ryan Izzo	TE
61	Marcus Cannon	OL
62	o Joe Thuney	OL
62	d John Atkins	DL
63	d Trent Harris	DL
63	o Brian Schwenke	OL
64	o Matt Tobin	OL
64	d Frank Herron	DL
65	o Jason King	OL
65	d JC Jackson	DB
66	James Ferentz	OL
67	o Ulrick John	OL
67	d A.J. Moore	DB
68	LaAdrian Waddle	OL
68	Ralph Webb	RB
69	Shaq Mason	OL
70	Adam Butler	DL
71	Danny Shelton	DL
71	Corey Bojorquez	P
72	Luke Bowanko	OL
74	Cole Croston	OL
75	Ted Karras	OL
77	Trent Brown	OL
81	Eric Decker	WR
82	Will Tye	TE
83	Dwayne Allen	TE
84	Cordarrelle Patterson	WR
86	Paul Turner	WR
87	Rob Gronkowski	TE
88	Kenny Britt	WR
90	Malcom Brown	DL
91	Deatrich Wise, Jr.	DL
93	Lawrence Guy	DL
94	Adrian Clayborn	DE
95	Derek Rivers	DE
96	Geneo Grissom	DL
98	Trey Flowers	DL
99	Vincent Valentine	DT

RESERVE/NON-FOOTBALL INJURY

#	NAME	POS	HT	WT	BORN	YR	COLLEGE	H.S. HOMETOWN
61	Andrews, Darren	WR	5-10	200	8/5/1995	R	UCLA	Phillips Ranch, Calif.
81	Hollister, Cody	WR	6-4	215	11/18/1993	1	Arkansas	Bend, Ore.

RESERVE/NON-FOOTBALL INJURY

#	NAME	POS
61	Darren Andrews	WR
81	Cody Hollister	WR

HEAD COACH: BILL BELICHICK

ASSISTANTS: Cameron Achord, Asst. Special Teams; Steve Belichick, Safeties; Josh Boyer, Cornerbacks; Moses Cabrera, Head Strength and Conditioning; Nick Caley, Tight Ends;

Brendan Daly, Defensive Line; Ivan Fears, Running Backs; Brian Flores, Linebackers; Joe Judge, Special Teams; Deron Mayo, Assistant Strength and Conditioning;

Josh McDaniels, Offensive Coordinator/Quarterbacks; Chad O'Shea, Wide Receivers; Dante Scarnecchia, Offensive Line; Jerry Schuplin, Assistant Quarterbacks.



2018 NUMERICAL ROSTER

August 6, 2018

#	NAME	POS	HT	WT	AGE	YR	COLLEGE	HOW ACQ.
2	Brian Hoyer	QB	6-2	216	32	10	Michigan State	FA-17
3	Stephen Gostkowski	K	6-1	215	34	13	Memphis	D4b-06
6	Ryan Allen	P	6-2	220	28	6	Louisiana Tech	FA-13
10	Devin Lucien	WR	6-2	200	25	1	Arizona State	FA-18
11	Julian Edelman	WR	5-10	198	32	10	Kent State	D7a-09
12	Tom Brady	QB	6-4	225	41	19	Michigan	D6b-00
13	Phillip Dorsett	WR	5-10	192	25	4	Miami (Fla.)	TR (IND)-17
15	Chris Hogan	WR	6-1	210	30	6	Monmouth	RFA (BUF)-16
17	Riley McCarron	WR	5-9	198	25	1	Iowa	FA-17
18	Matthew Slater	WR	6-0	205	32	11	UCLA	D5-08
19	Malcolm Mitchell	WR	6-1	200	25	3	Georgia	D4-16
21	Duron Harmon	DB	6-1	205	27	6	Rutgers	D3b-13
22	Jomal Wiltz	CB	5-10	190	23	1	Iowa State	FA-17
23	Patrick Chung	S	5-11	215	30	10	Oregon	FA-14
24	Stephon Gilmore	CB	6-1	202	27	7	South Carolina	UFA (BUF)-17
25	Eric Rowe	DB	6-1	205	25	4	Utah	TR (PHI)-16
26	Eddie Pleasant	DB	5-10	210	29	6	Oregon	FA-18
27	Ryan Lewis	CB	6-0	195	24	1	Pittsburgh	FA-17
28	James White	RB	5-10	205	26	5	Wisconsin	D4b-14
30	Jason McCourty	CB	5-11	195	30	10	Rutgers	TR (CLE)-18
31	Jonathan Jones	DB	5-10	190	24	3	Auburn	FA-16
32	Devin McCourty	DB	5-10	195	30	9	Rutgers	D1-10
33	Jeremy Hill	RB	6-1	230	25	5	Louisiana State	UFA (CIN)-18
34	Rex Burkhead	RB	5-10	215	28	6	Nebraska	UFA (CIN)-17
35	Mike Gillislee	RB	5-11	210	27	6	Florida	RFA (BUF)-17
36	Brandon King	LB	6-2	220	25	4	Auburn	FA-15
37	Jordan Richards	DB	5-11	210	25	4	Stanford	D2-15
38	Brandon Bolden	RB	5-11	220	28	7	Mississippi	FA-12
39	Damarius Travis	DB	6-2	215	24	1	Minnesota	FA-17
41	Cyrus Jones	CB	5-10	195	24	3	Alabama	D2-16
43	Nate Ebner	DB	6-0	215	29	7	Ohio State	D6-12
46	James Develin	FB	6-3	255	30	6	Brown	FA-12
47	Jacob Hollister	TE	6-4	245	24	2	Wyoming	FA-17
48	d Harvey Langi	LB	6-2	250	25	2	Brigham Young	FA-17
48	o Henry Poggi	FB	6-4	260	23	R	Michigan	FA-18
49	Joe Cardona	LS	6-3	245	26	4	Navy	D5-15
50	d Nicholas Grigsby	LB	6-2	230	26	3	Pittsburgh	FA-17
50	o Isaiah Wynn	OL	6-2	310	22	R	Georgia	D1a-18
51	Sony Michel	RB	5-11	215	23	R	Georgia	D1b-18
52	Elandon Roberts	LB	6-0	238	24	3	Houston	D6b-16
52	Duke Dawson	DB	5-10	198	22	R	Florida	D2-18
53	Kyle Van Noy	LB	6-3	250	27	5	Brigham Young	TR (DET)-16
53	Ja'Whaun Bentley	LB	6-2	255	21	R	Purdue	D5-18
54	Dont'a Hightower	LB	6-3	260	28	7	Alabama	D1b-12
54	Christian Sam	LB	6-2	240	22	R	Arizona State	D6a-18
55	d Eric Lee	DL	6-3	255	24	2	South Florida	FA-17
55	o Braxton Berrios	WR	5-9	190	22	R	Miami (Fla.)	D6b-18
58	d Keionta Davis	DL	6-4	280	24	2	Tennessee-Chattanooga	FA-17
58	o Danny Etling	QB	6-3	225	24	R	Louisiana State	D7a-18
59	Marquis Flowers	LB	6-3	245	26	5	Arizona	TR (CIN)-17
59	Keion Crossen	CB	5-10	185	22	R	Western Carolina	D7b-18
60	David Andrews	C	6-3	300	26	4	Georgia	FA-15
60	Ryan Izzo	TE	6-5	255	22	R	Florida State	D7c-18
61	Marcus Cannon	OL	6-6	335	30	8	Texas Christian	D5a-11
62	d Joe Thuney	OL	6-5	308	25	3	North Carolina State	D3a-16
62	d John Atkins	DL	6-4	320	24	R	Georgia	FA-18
63	d Trent Harris	DL	6-2	255	22	R	Miami (Fla.)	FA-18
63	o Brian Schwenke	OL	6-3	318	27	6	California	FA-18
64	o Matt Tobin	OL	6-6	310	28	6	Iowa	UFA (SEA)-18
64	d Frank Herron	DL	6-4	305	24	R	Louisiana State	FA-18
65	o Jason King	OL	6-4	300	24	1	Purdue	FA-18
65	d JC Jackson	DB	6-1	198	22	R	Maryland	FA-18
66	James Ferentz	OL	6-2	300	29	3	Iowa	FA-17
67	o Ulrick John	OL	6-6	312	26	5	Georgia State	UFA (GB)-18
67	d A.J. Moore	DB	5-11	201	22	R	Mississippi	FA-18
68	LaAdrian Waddle	OL	6-6	315	27	6	Texas Tech	CW (DET)-15
68	Ralph Webb	RB	5-10	200	23	R	Vanderbilt	FA-18
69	Shaq Mason	OL	6-1	310	24	4	Georgia Tech	D4c-15
70	Adam Butler	DL	6-5	300	24	2	Vanderbilt	FA-17
71	Danny Shelton	DL	6-2	345	24	4	Washington	TR (CLE)-18
71	Corey Bojorquez	P	6-0	208	21	R	New Mexico	FA-18
72	Luke Bowanko	OL	6-6	305	27	5	Virginia	UFA (BAL)-18
74	Cole Croston	OL	6-5	310	24	2	Iowa	FA-17
75	Ted Karras	OL	6-4	305	25	3	Illinois	D6c-16
77	Trent Brown	OL	6-8	380	25	4	Florida	TR (SF)-18
81	Eric Decker	WR	6-3	214	31	9	Minnesota	FA-18
82	Will Tye	TE	6-2	260	26	3	Stony Brook	FA-17
83	Dwayne Allen	TE	6-3	265	28	7	Clemson	TR (IND)-17
84	Cordarrelle Patterson	WR	6-2	228	27	6	Tennessee	TR (OAK)-18
86	Paul Turner	WR	5-10	193	25	2	Louisiana Tech	FA-18
87	Rob Gronkowski	TE	6-6	268	29	9	Arizona	D2a-10
88	Kenny Britt	WR	6-3	230	29	10	Rutgers	FA-17
90	Malcom Brown	DL	6-2	320	24	4	Texas	D1-15
91	Deatrich Wise, Jr.	DL	6-5	275	24	2	Arkansas	D4-17
93	Lawrence Guy	DL	6-4	315	28	8	Arizona State	UFA (BAL)-17
94	Adrian Clayborn	DE	6-3	280	30	8	Iowa	UFA (ATL)-18
95	Derek Rivers	DE	6-5	250	24	2	Youngstown State	D3a-17
96	Geneo Grissom	DL	6-4	265	26	4	Oklahoma	D3-15
98	Trey Flowers	DL	6-2	265	24	4	Arkansas	D4a-15
99	Vincent Valentine	DT	6-3	315	24	3	Nebraska	D3c-16

RESERVE/NON-FOOTBALL INJURY

#	NAME	POS	HT	WT	AGE	YR	COLLEGE	(DATE)
61	Darren Andrews	WR	5-10	200	23	R	UCLA	(5/15/2018)
81	Cody Hollister	WR	6-4	215	24	1	Arkansas	(7/26/2018)



2018 POSITIONAL ROSTER

August 6, 2018

DEFENSE (42)							
#	NAME	POS	HT	WT	BORN	YR	H.S. HOMETOWN
DEFENSIVE LINE (15)							
62 d	Atkins, John	DL	6-4	320	12/21/1993	R	Georgia Thomson, Ga.
90	Brown, Malcom	DL	6-2	320	2/2/1994	4	Texas Brenham, Texas
70	Butler, Adam	DL	6-5	300	4/12/1994	2	Vanderbilt Duncanville, Texas
94	Clayborn, Adrian	DE	6-3	280	7/6/1988	8	Iowa St. Louis, Mo.
58 d	Davis, Keionta	DL	6-4	280	3/1/1994	2	Tennessee-Chattanooga Chattanooga, Tenn.
98	Flowers, Trey	DL	6-2	265	8/16/1993	4	Arkansas Huntsville, Ala.
96	Grissom, Geneo	DL	6-4	265	6/4/1992	4	Oklahoma Hutchinson, Kan.
93	Guy, Lawrence	DL	6-4	315	3/17/1990	8	Arizona State Las Vegas, Nev.
63 d	Harris, Trent	DL	6-2	255	9/17/1995	R	Miami (Fla.) Winter Park, Fla.
64	Herron, Frank	DL	6-4	305	7/9/1994	R	Louisiana State Memphis, Tenn.
55 d	Lee, Eric	LB	6-3	255	8/6/1994	2	South Florida Daphne, Ala.
95	Rivers, Derek	DE	6-5	250	5/9/1994	2	Youngstown State Kinston, N.C.
71	Shelton, Danny	DL	6-2	345	8/20/1993	4	Washington Auburn, Wash.
99	Valentine, Vincent	DT	6-3	315	2/23/1994	3	Nebraska Edwardsville, Ill.
91	Wise Jr., Deatrich	DL	6-5	275	7/26/1994	2	Arkansas Carrollton, Texas
LINEBACKER (9)							
53	Bentley, Ja'Whaun	LB	6-2	255	8/24/1996	R	Purdue Glenarden, Md.
59	Flowers, Marquis	LB	6-3	245	2/16/1992	5	Arizona Phoenix, Ariz.
50 d	Grigsby, Nicholas	LB	6-2	230	7/2/1992	3	Pittsburgh Trotwood, Ohio
54	Hightower, Dont'a	LB	6-3	260	3/12/1990	7	Alabama Lewisburg, Tenn.
36	King, Brandon	LB	6-2	220	6/8/1993	4	Auburn Alabaster, Ala.
48 d	Langi, Harvey	LB	6-2	250	9/24/1992	2	Brigham Young South Jordan, Utah
52	Roberts, Elandon	LB	6-0	238	4/22/1994	3	Houston Port Arthur, Texas
54	Sam, Christian	LB	6-2	240	6/7/1996	R	Arizona State Allen, Texas
53	Van Noy, Kyle	LB	6-3	250	3/26/1991	5	Brigham Young Reno, Nev.
DEFENSIVE BACK (18)							
23	Chung, Patrick	S	5-11	215	8/19/1987	10	Oregon Rancho Cucamonga, Calif.
59	Crossen, Kelon	DB	5-10	185	4/17/1996	R	Western Carolina Garysburg, N.C.
52	Dawson, Duke	DB	5-10	198	10/13/1995	R	Florida Cross City, Fla.
43	Ebner, Nate	DB	6-0	215	12/14/1988	7	Ohio State Dublin, Ohio
24	Gilmore, Stephon	CB	6-1	202	9/19/1990	7	South Carolina Rock Hill, S.C.
21	Hammon, Duron	DB	6-1	205	1/24/1991	6	Rutgers Magnolia, Del.
65	Jackson, J.C.	DB	6-1	198	11/17/1995	R	Maryland Immokalee, Fla.
41	Jones, Cyrus	CB	5-10	195	11/29/1993	3	Alabama Baltimore, Md.
31	Jones, Jonathan	DB	5-10	190	9/20/1993	3	Auburn Carrollton, Ga.
27	Lewis, Ryan	CB	6-0	195	4/15/1994	1	Pittsburgh Seattle, Wash.
32	McCourt, Devin	DB	5-10	195	8/13/1987	9	Rutgers Montvale, N.J.
30	McCourt, Jason	CB	5-11	195	8/13/1987	10	Rutgers Montvale, N.J.
67 d	Moore, A.J.	DB	5-11	201	12/15/1995	R	Mississippi Bassfield, Miss.
26	Pleasant, Eddie	DB	5-10	210	12/17/1988	6	Oregon Compton, Calif.
37	Richards, Jordan	DB	5-11	210	1/21/1993	4	Stanford Folsom, Calif.
25	Rowe, Eric	DB	6-1	205	10/3/1992	4	Utah Klein, Texas
39	Travis, Damarious	DB	6-2	215	4/19/1994	1	Minnesota Pensacola, Fla.
22	Wiltz, Jomal	CB	5-10	190	10/23/1994	1	Iowa State Houston, Texas
OFFENSE (44)							
#	NAME	POS	HT	WT	BORN	YR	H.S. HOMETOWN
OFFENSIVE LINE (15)							
60	Andrews, David	C	6-3	300	7/10/1992	4	Georgia Johns Creek, Ga.
72	Bowanko, Luke	OL	6-6	305	6/13/1991	5	Virginia Clifton, Va.
77	Brown, Trent	OL	6-8	380	4/13/1993	4	Florida Albany, Ga.
61	Cannon, Marcus	OL	6-6	335	5/6/1988	8	Texas Christian Odessa, Texas
74	Croston, Cole	OL	6-5	310	12/25/1993	2	Iowa Sergeant Bluff, Iowa
66	Ferentz, James	OL	6-2	300	6/5/1989	3	Iowa Iowa City, Iowa
67 o	John, Ulrick	OL	6-6	312	5/20/1992	5	Georgia State Hinesville, Ga.
75	Karras, Ted	OL	6-4	305	3/15/1993	3	Illinois Indianapolis, Ind.
65	King, Jason	OL	6-4	300	11/18/1993	1	Purdue Little Rock, Ark.
69	Mason, Shaq	OL	6-1	310	8/28/1993	4	Georgia Tech Columbia, Tenn.
63 o	Schwenke, Brain	OL	6-3	318	3/22/1991	6	California Oceanside, Calif.
62 o	Thuney, Joe	OL	6-5	308	11/18/1992	3	North Carolina State Centerville, Ohio
64	Tobin, Matt	OL	6-6	310	6/5/1990	6	Iowa Dyersville, Iowa
68	Waddle, LaAdrian	OL	6-6	315	7/21/1991	6	Texas Tech Columbus, Texas
50 o	Wynn, Isaiah	OL	6-2	310	12/9/1995	R	Georgia St. Petersburg, Fla.
QUARTERBACK (3)							
12	Brady, Tom	QB	6-4	225	8/3/1977	19	Michigan San Mateo, Calif.
58 o	Etling, Danny	QB	6-3	225	7/22/1994	R	Louisiana State Terre Haute, Ind.
2	Hoyer, Brian	QB	6-2	216	10/13/1985	10	Michigan State North Olmsted, Ohio
WIDE RECEIVER (12)							
55 o	Berrios, Braxton	WR	5-9	190	10/6/1995	R	Miami (Fla.) Raleigh, N.C.
88	Britt, Kenny	WR	6-3	230	9/18/1988	10	Rutgers Bayonne, N.J.
81	Decker, Eric	WR	6-3	214	3/15/1987	9	Minnesota Cold Spring, Minn.
13	Dorsett, Phillip	WR	5-10	192	1/5/1993	4	Miami (Fla.) Ft. Lauderdale, Fla.
11	Edelman, Julian	WR	5-10	198	5/22/1986	10	Kent State Redwood City, Calif.
15	Hogan, Chris	WR	6-1	210	10/24/1987	6	Monmouth Wykoff, N.J.
10	Lucien, Devin	WR	6-2	200	6/26/1993	1	Arizona State Encino, Calif.
17	McCarron, Riley	WR	5-9	198	6/16/1993	1	Iowa Dubuque, Iowa
19	Mitchell, Malcom	WR	6-1	200	7/20/1993	3	Georgia Valdosta, Ga.
84	Patterson, Cordarrelle	WR	6-2	228	3/17/1991	6	Tennessee Rock Hill, S.C.
18	Slater, Matthew	WR	6-0	205	9/9/1985	11	UCLA Anaheim, Calif.
86	Turner, Paul	WR	5-10	193	5/10/1993	2	Louisiana Tech West Monroe, La.
RUNNING BACK (9)							
38	Bolden, Brandon	RB	5-11	220	1/26/1990	7	Mississippi Baton Rouge, La.
34	Burkhead, Rex	RB	5-10	215	7/2/1990	6	Nebraska Plano, Texas
46	Develin, James	FB	6-3	255	7/23/1988	6	Brown Gilbertsville, Pa.
35	Gillisle, Mike	RB	5-11	210	1/1/1990	6	Florida DeLand, Fla.
33	Hill, Jeremy	RB	6-1	230	10/20/1992	5	Louisiana State Baton Rouge, La.
51	Michel, Sony	RB	5-11	215	2/17/1995	R	Georgia Plantation, Ga.
48 o	Poggi, Henry	FB	6-4	260	8/9/1994	R	Michigan Baltimore, Md.
68	Webb, Ralph	RB	5-10	200	11/21/1994	R	Vanderbilt Gainesville, Fla.
28	White, James	RB	5-10	205	2/3/1992	5	Wisconsin Ft. Lauderdale, Fla.
TIGHT END (5)							
83	Allen, Dwayne	TE	6-3	265	2/24/1990	7	Clemson Fayetteville, N.C.
87	Gronkowski, Rob	TE	6-6	268	5/14/1989	9	Arizona Pittsburgh, Pa.
47	Hollister, Jacob	TE	6-4	245	11/18/1993	2	Wyoming Bend, Ore.
60	Izzo, Ryan	TE	6-5	255	12/21/1995	R	Florida State Sparta, N.J.
82	Tye, Will	TE	6-2	260	11/4/1991	3	Stony Brook Salisbury, Conn.
SPECIALISTS (4)							
#	NAME	POS	HT	WT	BORN	YR	H.S. HOMETOWN
SPECIALISTS (4)							
6	Allen, Ryan	P	6-2	220	2/28/1990	6	Louisiana Tech Salem, Ore.
71	Bojorquez, Corey	P	6-0	208	9/13/1996	R	New Mexico Bellflower, Calif.
49	Cardona, Joe	LS	6-3	245	4/16/1992	4	Navy El Cajon, Calif.
3	Gostkowski, Stephen	K	6-1	215	1/28/1984	13	Memphis Madison, Miss.
RESERVE/NON-FOOTBALL INJURY (2)							
#	NAME	POS	HT	WT	BORN	YR	H.S. HOMETOWN
NON-FOOTBALL INJURY (2)							
61	Andrews, Darren	WR	5-10	200	8/5/1995	R	UCLA Phillips Ranch, Calif.
81	Hollister, Cody	WR	6-4	215	11/18/1993	1	Arkansas Bend, Ore.



HOW THE PATRIOTS WERE BUILT

UPDATED: August 6, 2018

YEAR	DRAFTEES (34)	VETERAN FREE AGENTS (18)	WAIVERS (1) / TRADES (9)	ROOKIE AND FIRST-YEAR FREE AGENTS (28)
2000	Tom Brady (6b)			
2006	Stephen Gostkowski (4b)			
2008	Matthew Slater (5)			
2009	Julian Edelman (7a)			
2010	Devin McCourty (1) Rob Gronkowski (2a)			
2011	Marcus Cannon (5a)			
2012	Dont'a Hightower (1b) Nate Ebner (6)			Brandon Bolden (fa) James Develin (fa) (CIN)
2013	Duron Harmon (3b)			Ryan Allen (fa)
2014	James White (4b)	Patrick Chung (2) (NE)		
2015	Malcom Brown (1) Jordan Richards (2) Geneo Grissom (3) Trey Flowers (4a) Shaq Mason (4c) Joe Cardona (5)		LaAdrian Waddle (fa) CW (DET)	David Andrews (fa) Brandon King (fa)
2016	Cyrus Jones (2) Joe Thuney (3a) Vincent Valentine (3c) Malcolm Mitchell (4) Elandon Roberts (6b) Ted Karras (6c)	Chris Hogan (fa) (SF)	Eric Rowe (2) (tr-PHI) Kyle Van Noy (2) (tr-DET)	Jonathan Jones (fa)
2017	Derek Rivers (3a) Deatrich Wise, Jr. (4)	Kenny Britt (1) (TEN) Rex Burkhead (6) (CIN) Mike Gillislee (5) (MIA) Stephon Gilmore (1) (BUF) Nicholas Grigsby (fa) (LAR) Lawrence Guy (7) (GB) Brian Hoyer (fa) (NE)	Dwayne Allen (3) (tr-IND) Phillip Dorsett (1) (tr-IND) Marquis Flowers (6) (tr-CIN)	Adam Butler (fa) Cole Croston (fa) Keionta Davis (fa) Jacob Hollister (fa) Harvey Langi (fa) Eric Lee (fa) (HOU)
2018	Isaiah Wynn (1a) Sony Michel (1b) Duke Dawson (2) Ja'Whaun Bentley (5) Christian Sam (6a) Braxton Berrios (6b) Danny Etling (7a) Keion Crossen (7b) Ryan Izzo (7c)	Luke Bowanko (6) (JAX) Adrian Clayborn (1) (TB) Eric Decker (3) (DEN) Jeremy Hill (2) (CIN) Ulrick John (7) (IND) Eddie Pleasant (fa) (HOU) Brian Schwenke (4) (TEN) Matt Tobin (fa) (PHI) Paul Turner (fa) (PHI)	Trent Brown (7) (tr-SF) Jason McCourty (6) (tr-CLE) Cordarrelle Patterson (1) (tr-OAK) Danny Shelton (1) (tr-CLE)	John Atkins (fa) Corey Bojorquez (fa) James Ferentz (fa) (HOU) Trent Harris (fa) Frank Herron (fa) JC Jackson (fa) Jason King (fa) Ryan Lewis (fa) (ARI) Devin Lucien (7) (NE) Riley McCarron (fa) (HOU) A.J. Moore (fa) Henry Poggi (fa) (OAK) Damarius Travis (fa) Will Tye (fa) (NYG) Ralph Webb (fa) Jomal Wiltz (FA) (PHI)

NOTE: Team in parenthesis is the player's original team
(#) – indicates round drafted
(fa) – indicates non-drafted free agents

RESERVE/NON-FOOTBALL INJURY
Darren Andrews (fa)
Cody Hollister (fa)



UNOFFICIAL DEPTH CHART

Unofficial depth chart compiled by Patriots media relations

OFFENSE			
WR:	15 Chris Hogan	84 Cordarrelle Patterson	88 Kenny Britt 81 Eric Decker
LT:	77 Trent Brown	68 LaAdrian Waddle	74 Cole Croston
LG:	62 Joe Thuney	75 Ted Karras	66 James Ferentz
C:	60 David Andrews	75 Ted Karras	66 James Ferentz
RG:	69 Shaq Mason	64 Matt Tobin	65 Jason King
RT:	61 Marcus Cannon	77 Trent Brown	67 Ulrick John
TE:	87 Rob Gronkowski	83 Dawyne Allen	47 Jacob Hollister
WR:	11 Julian Edelman	13 Phillip Dorsett	19 Malcolm Mitchell 86 Paul Turner
QB:	12 Tom Brady	2 Brian Hoyer	58 <u>Danny Etling</u>
RB:	34 Rex Burkhead	33 Jeremy Hill	46 James Develin (FB)
RB:	28 James White	38 Brandon Bolden	35 Mike Gillislee
DEFENSE			
LE:	98 Trey Flowers	91 Deatrich Wise, Jr.	55 Eric Lee
DT:	93 Lawrence Guy	71 Danny Shelton	64 <u>Frank Herron</u>
DT:	90 Malcom Brown	99 Vincent Valentine	70 Adam Butler
RE:	94 Adrian Clayborn	95 Derek Rivers	63 <u>Trent Harris</u>
LB:	54 Dont'a Hightower	50 Nicholas Grigsby	36 Brandon King
LB:	52 Elandon Roberts	48 Harvey Langi	54 <u>Christian Sam</u>
LB:	53 Kyle Van Noy	59 Marquis Flowers	53 <u>Ja'Whaun Bentley</u>
RCB:	24 Stephon Gilmore	30 Jason McCourty	41 Cyrus Jones 65 <u>JC Jackson</u>
LCB:	25 Eric Rowe	31 Jonathan Jones	27 Ryan Lewis
S:	23 Patrick Chung	21 Duron Harmon	37 Jordan Richards
S:	32 Devin McCourty	43 Nate Ebner	26 Eddie Pleasant
SPECIAL TEAMS			
K:	3 Stephen Gostkowski		
P:	6 Ryan Allen	71 <u>Corey Bojorquez</u>	
H:	6 Ryan Allen	71 <u>Corey Bojorquez</u>	
PR:	23 Patrick Chung	17 Riley McCarron	55 <u>Braxton Berrios</u>
KR:	84 Cordarrelle Patterson	18 Matthew Slater	41 Cyrus Jones
LS:	49 Joe Cardona		
PRONUNCIATION GUIDE			
Ja'Whaun Bentley	JA-wan	Geneo Grissom	GEE-no
Braxton Berrios	beh-REE-ohs	Dont'a Hightower	don-TAY
Luke Bowanko	boh-WAIN-koh	Ted Karras	CARE-us
Corey Bojorquez	bo-HOR-kez	Harvey Langi	LONG-ee
Joe Cardona	car-DOAN-a	Devin Lucien	LOU-see-en
Keionta Davis	KEY-on-tay	Sony Michel	SO-nee mih-SHELL
Phillip Dorsett	door-SET	Cordarrelle Patterson	cor-DARE-uhl
James Ferentz	FAIR-ins	Henry Poggi	POH-gee
Marquis Flowers	mar-KEESE	Elandon Roberts	EE-lan-don
Mike Gillislee	gil-is-LEE	Joe Thuney	TOO-nee
Stephon Gilmore	steph-AHN	Jomal Wiltz	ja-MOL
Stephen Gostkowski	gost-COW-ski	Deatrich Wise, Jr.	DEE-tritch



2018 TRANSACTIONS

UPDATED: August 6, 2018

FEBRUARY, 2018

2/6/2018	Ferentz, James	Signed to a future contract
2/6/2018	Hollister, Cody	Signed to a future contract
2/6/2018	Jones, David	Signed to a future contract
2/6/2018	King, Jason	Signed to a future contract
2/6/2018	Lewis, Ryan	Signed to a future contract
2/6/2018	McCarron, Riley	Signed to a future contract
2/6/2018	Travis, Demarius	Signed to a future contract
2/6/2018	Tye, Will	Signed to a future contract
2/6/2018	Wiltz, Jomal	Signed to a future contract

MARCH, 2018

3/7/2018	Bennett, Martellus	Released
3/7/2018	Reedy, Bernard	Released
3/15/2018	Shelton, Danny	Acquired Via Trade (Cleveland)
3/15/2018	McCourty, Jason	Acquired Via Trade (Cleveland)
3/15/2018	Burkhead, Rex	Re-signed
3/17/2018	Clayborn, Adrian	Signed
3/17/2018	Hill, Jeremy	Signed
3/17/2018	Tobin, Matt	Signed
3/19/2018	McClellin Shea	Released
3/19/2018	Patterson, Cordarrelle	Acquired Via Trade (Oakland)
3/21/2018	Slater, Matthew	Re-signed
3/23/2018	Flowers, Marquis	Re-signed
3/26/2018	Waddle, LaAdrian	Re-signed

APRIL, 2018

4/4/2018	Cooks, Brandin	Traded to Los Angeles Rams
4/4/2018	Bowanko, Luke	Signed
4/4/2018	Niklas, Troy	Signed
4/6/2018	Matthews, Jordan	Signed
4/24/2018	John, Ulrick	Signed
4/26/2018	Wynn, Isaiah	Drafted
4/26/2018	Michel, Sony	Drafted
4/27/2018	Brown, Trent	Acquired Via Trade (San Francisco)
4/27/2018	Dawson, Duke	Drafted
4/28/2018	Bentley, Ja'Whaun	Drafted
4/28/2018	Sam, Christian	Drafted
4/28/2018	Berrios, Braxton	Drafted
4/28/2018	Etling, Danny	Drafted
4/28/2018	Crossen, Keion	Drafted
4/28/2018	Izzo, Ryan	Drafted

MAY, 2018

5/10/2018	King, Jason	Released
5/11/2018	Andrews, Darren	Signed
5/11/2018	Atkins, John	Signed
5/11/2018	Harris, Trent	Signed
5/11/2018	Herron, Frank	Signed
5/11/2018	Jackson, J.C.	Signed
5/11/2018	Lacy, Chris	Signed
5/11/2018	Moore, A.J.	Signed
5/11/2018	Webb, Ralph	Signed
5/11/2018	Wimann, Shane	Signed
5/11/2018	Bentley, Ja'Whaun	Signed/Draft Choice
5/11/2018	Berrios, Braxton	Signed/Draft Choice
5/11/2018	Crossen, Keion	Signed/Draft Choice
5/11/2018	Etling, Danny	Signed/Draft Choice
5/11/2018	Izzo, Ryan	Signed/Draft Choice
5/11/2018	Sam, Christian	Signed/Draft Choice
5/11/2018	Garcia, Tony	Released
5/14/2018	Bojorquez, Corey	Signed
5/14/2018	Andrews, Darren	Released
5/15/2018	Andrews, Darren	Placed on Reserve/Non-Football Injury
5/16/2018	Dawson, Duke	Signed/Draft Choice
5/18/2018	King, Jason	Signed
5/18/2018	Lacy, Chris	Released

JUNE, 2018

6/22/2018	Wynn, Isaiah	Signed/Draft Choice
-----------	--------------	---------------------

JULY, 2018

7/23/2018	Michel, Sony	Signed/Draft Choice
7/23/2018	Jelks, Andrew	Reserve/Retired
7/23/2018	Lucien, Devin	Signed
7/23/2018	Jones, David	Released
7/24/2018	Pleasant, Eddie	Signed
7/24/2018	Theaker, Nate	Signed
7/24/2018	Hollister, Cody	Released
7/26/2018	Hollister, Cody	Placed on Reserve/Non-Football Injury
7/27/2018	Turner, Paul	Signed
7/27/2018	Niklas, Troy	Released
7/31/2018	Schwenke, Brian	Signed
7/31/2018	Wimann, Shane	Released

AUGUST, 2018

8/1/2018	Poggi, Henry	Signed
8/1/2018	Matthews, Jordan	Released
8/2/2018	Theaker, Nate	Released
8/3/2018	Decker, Eric	Signed



PATRIOTS

vs. Redskins

SERIES HISTORY



The New England Patriots and the Washington Redskins will meet for the 22nd time in the preseason, with New England holding a 13-8 advantage in the previous 21 contests. The only other teams the Patriots have played more in the preseason is the New York Giants with 27 and the Philadelphia Eagles with 22 preseason meetings.

The Patriots 13 preseason victories over the Redskins are their highest total over any preseason opponent.

The Patriots and Redskins last played in the preseason in the first game of the 2014 preseason when the Redskins prevailed with a 23-6 win in Washington. This week's game will be Washington's second visit to Gillette stadium for a preseason game. New England beat Washington, 41-0, in a preseason game at Gillette Stadium on August 26, 2006.

The Patriots and Redskins have met in the regular season 10 times with the Redskins holding a 6-4 advantage. The Patriots beat the Redskins, 27-10, at Gillette Stadium in the last regular-season meeting on Nov. 8, 2015.

PRESEASON - NEW ENGLAND 13, WASHINGTON 8

Date	Result	Score	H/A	Stadium
08/28/67	L	7-13	H	Harvard Stadium
08/16/70	L	21-45	H	B.C. Alumni Stadium
09/02/73	L	14-35	H	Schaefer Stadium
08/02/74	W	21-16	A	RFK Stadium
09/04/77	W	45-7	H	Schaefer Stadium
08/30/81	W	19-10	H	Schaefer Stadium
08/17/84	W	31-27	A	RFK Stadium
08/23/85	L	36-37	A	RFK Stadium
08/10/86	W	18-7	H	Sullivan Stadium
08/10/91	L	6-27	H	Foxboro Stadium
08/18/94	W	27-17	H	Foxboro Stadium
08/23/96	W	27-19	H	Foxboro Stadium
08/22/98	W	20-17	A	Jack Kent Cooke Stadium
08/13/99	L	14-20	H	Foxboro Stadium
08/11/00	L	20-30	A	FedEx Field
08/30/01	W	33-13	H	Foxboro Stadium
08/29/02	W	28-14	A	FedEx Field
08/16/03	W	20-13	A	FedEx Field
08/26/06	W	41-0	H	Gillette Stadium
08/28/09	W	27-24	A	FedEx Field
08/07/14	L	6-23	A	FedEX Field

Notes: FedEx Field was previously named Jack Kent Cooke Stadium. Foxboro Stadium was previously named Sullivan Stadium and Schaefer Stadium.

REGULAR SEASON - WASHINGTON 6, NEW ENGLAND 4

Date	Result	Score	H/A	Stadium
10/01/72	W	24-23	H	Schaefer Stadium
09/03/78	L	14-16	H	Schaefer Stadium
10/25/81	L	22-24	A	RFK Stadium
09/23/84	L	10-26	H	Sullivan Stadium
12/15/90	L	10-25	H	Foxboro Stadium
10/13/96	L	22-27	H	Foxboro Stadium
09/28/03	L	17-20	A	FedEx Field
10/28/07	W	52-7	H	Gillette Stadium
12/11/11	W	34-27	A	FedEx Field
11/08/15	W	27-10	H	Gillette Stadium

FREQUENT OPPONENT

The Patriots and the Redskins will meet for the 22nd time in the preseason to match the Philadelphia Eagles (22) for the second-most frequent preseason opponent, behind the 27 meetings between the Patriots and New York Giants.

PATRIOTS MOST FREQUENT PRESEASON OPPONENTS

Team	Games	W	L	Last
New York Giants	27	9	18	2017
Philadelphia Eagles	22	12	10	2014
Washington Redskins	21	13	8	2014

TALE OF THE TAPE

2017 Regular Season	New England	Washington
Record	13-3	7-9
Divisional Standings	1st	3rd
Total Yards Gained	6,307	5,199
Total Offense (Rank)	394.2 (1)	324.9 (16)
Rush Offense	118.1 (10)	90.5 (28)
Pass Offense	276.1 (2)	234.4 (12)
Points Per Game	28.6 (2)	21.4 (16)
Total Yards Allowed	5,856	5,566
Total Defense	366.0 (29)	347.9 (21)
Rush Defense	114.8.1 (20)	134.1 (32)
Pass Defense	251.3 (30)	213.8 (9)
Points Allowed/Game	18.5 (5)	24.3 (27t)
Possession Avg.	30:37	29:40
Sacks Allowed/Yards Lost	35/201	41/342
Sacks Made/Yards	42/299	42/272
Passing TD/Int (off.)	32/8	27/13
Passing TD/Int (def.)	24/12	23/16
Total Touchdowns	49	39
Penalties Against/Yards	95/835	92/732
Punts/Avg.	58/43.4	83/45.7
Field Goals Made/Att.	37/40	24/28
Takeaway/Giveaway Ratio	+6 (11)	-4 (23t)

PRESEASON HISTORY

★ The Patriots are 53-45 (.541) in the preseason since Robert Kraft purchased the team in 1994. Prior to 1994, the Patriots were 60-96-1 (.385) in the preseason. New England enters this week's game with an all-time preseason mark of 113-141-1 (.445).

BELICHICK IN THE PRESEASON

Bill Belichick has compiled an overall record of 50-43 (.538) in the preseason, including a 39-34 (.534) mark as Patriots head coach.



PATRIOTS

vs. Redskins

LAST PRESEASON MEETING: WASHINGTON 23, NEW ENGLAND 6

August 7, 2014 ★ FedEx Field

	1	2	3	4	Final
New England Patriots	0	0	0	6	— 6
Washington Redskins	10	3	7	3	— 23

After three days of joint practice sessions, the New England Patriots and Washington Redskins opened the 2014 preseason with many of the Patriots regulars, including QB Tom Brady, WRs Julian Edelman and Danny Amendola, G Logan Mankins, CB Darrelle Revis and LB Jerod Mayo, taking the night off. The Redskins used that to their advantage to claim a 23-6 victory. The Patriots were shut out until scoring a touchdown with 1:23 left in regulation.

QB Ryan Mallett started at quarterback and completed 5-of-12 passes for 55 yards in the first half. Second-round pick QB Jimmy Garoppolo played the entire second half and went 9-for-13 for 157 yards, including a 53-yard completion and a 26-yard touchdown pass to WR Brian Tyms for the Patriots only points of the night.

Washington built a 13-0 halftime lead, out gaining the Patriots 183 yards to 87 yards and gaining 15 first downs to the Patriots five.

Washington scored on four of its first five offensive drives, including one drive that ended in a missed 46-yard field goal.

Washington started QB Robert Griffin III, who completed 2-of-4 passes for 9 yards on an 11-play, 35-yard drive that ended in a 39-yard field goal. Backup QB Kirk Cousins entered the game on the next series and drove the Redskins 60 yards before connecting with WR Aldrick Robinson on a 10-yard touchdown for a 10-0 lead.

The Patriots only scoring chance in the first half was late in the second quarter when K Stephen Gostkowski attempted a 54-yard field goal attempt that hit the right upright.

The Redskins took over and marched 47 yards to get into position for a 27-yard field goal and a 13-0 lead.

Redskins QB Colt McCoy opened the second half by leading a 10-play, 65-yard drive that culminated with a 7-yard touchdown pass to TE Ted Bolser that gave Washington a 20-0 lead.

Patriots rookie RB Stephen Houston fumbled to end a scoring threat deep in Washington territory. The Redskins took advantage of the turnover and drove to the New England 21-yard line for a field goal and a 23-0 lead.

CONNECTIONS

NEW ENGLAND TIES

- ★ Redskins **LB Vontae Diggs** spent his college career at UConn, where he appeared in 46 games from 2014-17 and racked up 183 tackles.
- ★ Redskins **TE Jordan Reed** grew up in New London, Conn. and played at New London High School, leading the Whalers to a 2007 undefeated regular season.
- ★ Redskins **G Tyler Catalina** grew up in Holden, Mass. and attended Wachusett Regional High School. Catalina also spent part of his college career at Rhode Island from 2013-15 before transferring to Georgia.

WASHINGTON-AREA TIES

- ★ Patriots **OL Luke Bowanko** grew up in Clifton, Va. and attended college at Virginia from 2009-13.
- ★ Patriots **LB Ja'Whaun Bentley** is from Glenarden, Md., which is just five minutes from FedEx Field where the Redskins play their home games.
- ★ Patriots **DB JC Jackson** attended Maryland from 2016-17, recording 80 tackles, four interceptions and 13 passes defended over his two seasons.
- ★ New England **CB Cyrus Jones** grew up in Baltimore and was named the 2011 Maryland Gatorade Player of the Year.
- ★ Patriots **FB Henry Poggi** grew up in Baltimore and was named co-defensive player of the year by the Baltimore Sun.

FORMER PATRIOTS

- ★ Redskins **offensive coordinator Matt Cavanaugh** played quarterback for the Patriots from 1978-82.

CONNECTIONS (CONT.)

FORMER NFL TEAMMATES

- ★ Patriots **head coach Bill Belichick** was the defensive coordinator and secondary coach for the Giants in 1990 while Redskins **offensive coordinator Matt Cavanaugh** played quarterback for New York.
- ★ Redskins **head coach Jay Gruden** was offensive coordinator at the Cincinnati Bengals, running offenses that included Patriots **RB Rex Burkhead** (2013) and **FB James Develin** (2011) during his three-year stint.
- ★ Patriots **running backs coach Ivan Fears** and Redskins **offensive coordinator Matt Cavanaugh** were part of the same Chicago Bears offense in 1997-98. Fears coached the receivers while Cavanaugh worked as the offensive coordinator.
- ★ Redskins **defensive coordinator Greg Manusky** coached Patriots **DL Lawrence Guy** from 2012-13 on the Indianapolis Colts as the defensive coordinator. Manusky also was on the Colts with Patriots **TE Dwayne Allen** from 2012-15 and Patriots WR Phillip Dorsett in 2015.
- ★ Patriots **DL Lawrence Guy** played with Redskins **LB Pernell McPhee** for the 2014 season on the Baltimore Ravens.
- ★ Patriots **DE Adrian Clayborn** played with Redskins **LB Mason Foster** on the same defensive front for Tampa Bay in 2014.
- ★ Patriots **RB Mike Gillislee** and **CB Stephon Gilmore** played with Redskins **LB Zach Brown** on the Buffalo Bills for the 2016 season.
- ★ Patriots **CB Stephon Gilmore** and **WR Chris Hogan** played with Redskins **K Dustin Hopkins** on Buffalo for the 2013 season.
- ★ Patriots **OL Luke Bowanko** and Redskins **OL Tony Bergstrom** briefly played together on the same line with the Baltimore Ravens in 2017 before Bergstrom was traded to Washington in October.
- ★ Patriots **WR Kenny Britt** and **LB Nicholas Grigsby** played with Redskins **WR Brian Quick** on the Los Angeles Rams in 2016. Britt also played with Redskins **C Demetrius Rhane** on the Rams from 2014-16, while Grigsby was teammates with the duo for the 2016 season.
- ★ Patriots **WR Kenny Britt** played with Redskins **LB Zach Brown** for Tennessee in 2012 and 2013. Brown also anchored the Titan defense with Patriots **CB Jason McCourty** from 2012-15.
- ★ Redskins **DB Kenny Ladler** played with Patriots **CB Stephon Gilmore** and **WR Chris Hogan** for the Bills in 2014.
- ★ Patriots **OL James Ferentz** played with Redskins **RB Kapri Bibbs** on the Denver Broncos for the 2015 and 2016 seasons. The duo, along with Redskins **TE Vernon Davis**, were a part of the Broncos Super Bowl 50 championship team in 2015.
- ★ Redskins **DB D.J. Swearinger Sr.** played with Patriots **OL Ulrick John** on the Arizona Cardinals for the 2016 season.
- ★ Patriots **OL Matt Tobin** played with Redskins **WR Paul Richardson Jr.** on the Seattle Seahawks for the 2017 season.
- ★ Patriots **QB Brian Hoyer** played with Redskins **DL Phil Taylor Sr.** on the Cleveland Browns for the 2013 and 2014 seasons.
- ★ Patriots **WR Cordarrelle Patterson** played with Redskins **T T.J. Clemmings** from 2015-16 on the Minnesota Vikings.
- ★ Patriots **OL Ulrick John** played with Redskins **LB Zach Vigil** on Miami for the 2015 season.
- ★ Washington **QB Kevin Hogan** played with a trio of Patriots during his time on the Cleveland Browns. Hogan suited up with Patriots **DL Danny Shelton** in 2016 and 2017, **WR Kenny Britt** for part of 2017 and **CB Jason McCourty** for the 2017 season.
- ★ Washington **TE Manasseh Garner** played with a trio of Patriots during his time with the Buffalo Bills. Garner played with Patriots **RB Mike Gillislee** in 2015-16, **CB Stephon Gilmore** from 2015-16 and **WR Chris Hogan** in 2015.
- ★ Redskins **LB Alex McCalister** spent the 2016 season on injured reserve with the Philadelphia Eagles and was teammates with Patriots **OL Matt Tobin**. Washington **RB Byron Marshall** also spent 2016 on the Eagles with Matthews and Tobin.
- ★ Redskins **DL Ziggy Hood** played with Patriots **QB Brian Hoyer** on Pittsburgh in 2012. Hoyer was only a part of the Steelers for Weeks 12 and 13.
- ★ Patriots **QB Brian Hoyer** and Redskins **G Shawn Lauva** played together on the Cleveland Browns for the 2013 season.



PATRIOTS

vs. Redskins

CONNECTIONS (CONT.)

- ★ Patriots **QB Brian Hoyer** and Redskins **LB Pernell McPhee** played on opposite sides of the ball for the Chicago Bears during the 2016 season.
- ★ Redskins **DB Prince Charles Iworah** played with Patriots **OL Trent Brown** on San Francisco in 2016.

FORMER COLLEGE TEAMMATES

- ★ New England **CB Cyrus Jones**, Washington **WR Cam Sims** and **LB Shaun Dion Hamilton** were teammates at Alabama for the 2014 and 2015 seasons. The trio also played with Redskins **DL Daron Payne** in 2015. The teammates were all a part of the 2015 National Championship team. Redskins **DL Jonathan Allen** also was a part of that championship team, playing with Jones from 2013-15 on one of the nation's stoutest defenses. Finally, Redskins **LB Ryan Anderson** played with Jones from 2013-15 as part of the title team.
- ★ Patriots **RB Mike Gillislee** played on the same offense as Redskins **TE Jordan Reed** at Florida from 2010-12. The duo contributed to the 2011 Outback Bowl victory over Penn State.
- ★ While at Florida, Redskins **LB Alex McCalister** played with Patriots **RB Mike Gillislee** (2012), **OL Trent Brown** (2013-14) and **DB Duke Dawson** (2014-15).
- ★ Redskins **DB Quinton Dunbar** played with a trio of Patriots while at Florida. Dunbar began his time as a Gator playing with Patriots **RB Mike Gillislee** from 2010-12 before playing with **OL Trent Brown** from 2013-14 and capping his career playing with DB Duke Dawson in 2014.
- ★ Patriots **CB Stephon Gilmore** played with Redskins **DB D.J. Swearinger Sr.** on the same defensive unit at South Carolina from 2009-11.
- ★ Patriots **consultant to the head coach Bret Bielema**, who was the head coach at Arkansas from 2013-17, coached Redskins **LB Martrell Spaight**, **TE Jeremy Sprinkle** and **OL Cameron Jefferson** during their time as Razorbacks. Patriots **tight ends coach Nick Caley** also coached Spaight and Sprinkle in 2013 as a defensive graduate assistant at Arkansas.
- ★ While at Arkansas, Spaight played with **DL Trey Flowers** and **DL Deatrich Wise Jr.** from 2013-14. Sprinkle also played at Arkansas with Flowers (2013-14) and Wise Jr. (2013-16). Jefferson played alongside Flowers and Wise in 2014 after transferring to Arkansas from UNLV.
- ★ Redskins **TE Manasseh Garner** played with New England **RB James White** at Wisconsin in 2010-11. Patriots **consultant to the head coach Bret Bielema** was head coach at Wisconsin at the time.
- ★ Patriots **OL Joe Thuney** and Redskins **LB Jerod Fernandez** were teammates on N.C. State for three seasons (2013-15) but only suited up together in 2014 and 2015 after Fernandez redshirted the 2013 season.
- ★ Patriots **TE Will Tye** and Redskins **T Timon Parris** played together at Stony Brook from 2013-14.
- ★ Redskins **WR Trey Quinn** played at LSU in 2014 and 2015 before transferring to SMU. While at LSU, Quinn was teammates with Patriots **QB Danny Etling** (2015), **DL Frank Herron** (2014, 2015) and **RB Jeremy Hill** (2014). Washington **RB Derrius Guice** also played at LSU from 2015-17, teaming up with Etling (2015-17) and Herron (2015-17) over his college career.
- ★ Patriots **DL Lawrence Guy** played with Redskins **G Shawn Lauvao** at Arizona State for the 2008 and 2009 seasons.

CONNECTIONS (CONT.)

- ★ Patriots **Special teams coach Joe Judge** worked as a graduate assistant at Mississippi State in 2007 while Redskins **LB Pernell McPhee** was a freshman for the Bulldogs.
- ★ Redskins **LB Josh Harvey-Clemons** played with five different Patriots during his time at Georgia. On the defensive side of the ball, Harvey-Clemons teamed up with Patriots **DL John Atkins** from 2013-14. On offense, he played with **C David Andrews** (2013-14), **RB Sony Michel** (2014), **WR Malcolm Mitchell** (2014) and **OL Isaiah Wynn** (2014).
- ★ Washington **G Tyler Catalina** spent his senior season at Georgia in 2016, playing with Patriots **RB Sony Michel**, **OL Isaiah Wynn** and **DL John Atkins**.
- ★ Patriots **DB Eric Rowe** and Redskins **OL Tony Bergstrom** played together at Utah for the 2011 season.
- ★ Patriots **DL Geneo Grissom** played on the same defensive line as Redskins **DL Stacy McGee** in 2011 and 2012 at Oklahoma. Redskins **P Tress Way** was also a Sooner over that two year stretch, playing with both Grissom and McGee. Grissom also played with Redskins **RB Samaje Perine** in 2014.
- ★ Patriots **OL Luke Bowanko** teamed up with Redskins **T Morgan Moses** at Virginia from 2010-13.
- ★ Patriots **LB Nicholas Grigsby**, **CB Ryan Lewis** and Redskins **T T.J. Clemmings** all played together at Pittsburgh. Grigsby played with Clemmings from 2011-14 while Lewis joined the team a season later and played with him from 2012-14. Washington **TE Manasseh Garner** also played with Grigsby (2014) and Lewis (2013-14).
- ★ Redskins **G Brandon Scherff** played with five different Patriots during his collegiate career at Iowa. Scherff teamed up with **DE Adrian Clayborn** in 2010, **OL James Ferentz** from 2010-12, **OL Matt Tobin** from 2010-12, **WR Riley McCarron** from 2012-14 and **OL Cole Croston** from 2012-14.
- ★ Patriots **DB Jordan Richards** played with Redskins **QB Kevin Hogan** at Stanford from 2011-14.
- ★ Patriots **TE Dwayne Allen** played at Clemson with Redskins **DL Tavaris Barnes Sr.** for the 2010 and 2011 seasons.
- ★ Redskins **DB Kenny Ladler** played at Vanderbilt with Patriots **WR Jordan Matthews** (2010-13), **DL Adam Butler** (2012-13) and **RB Ralph Webb** (2013).
- ★ Washington **RB Byron Marshall** played his college ball at Oregon, teaming up with Patriots **DB Eddie Pleasant** in the 2011 season.
- ★ Redskins **C Chase Roullier** played at Wyoming with Patriots **TE Jacob Hollister** from 2014-16.
- ★ Washington **DB Joshua Holsey** played at Auburn in the same secondary as Patriots **DB Jonathan Jones** (2012-15) and **LB Brandon King** (2013-14).
- ★ Redskins **DB Fabian Moreau** played with Patriots **WR Darren Andrews** at UCLA from 2013-16.
- ★ Redskins **WR Robert Davis** played with Patriots **OL Ulrick John** at Georgia State in 2013. The duo makes up two of the three players to be drafted in school history.
- ★ Washington **LB Pete Robertson** played with Patriots **OL LaAdrian Waddle** at Texas Tech in 2011 and 2012.

INDIVIDUAL & TEAM NOTES





ROBERT KRAFT

Chairman & CEO

Since Robert Kraft purchased the team in 1994, the Patriots have experienced one of the most dramatic turnarounds in the history of sports. Now in his 25th season of ownership, Kraft has transformed one of the league's least successful clubs into what observers view as a model NFL franchise. In the five seasons immediately preceding his purchase (1989-93), the Patriots were a moribund team, winning just 19 of 80 games (.238 pct.) and logging the worst record in the NFL over that span. When he bought the franchise on Jan. 21, 1994, Kraft announced his intention to bring a championship to New England, a tall order considering the team's previous success rate. But under Kraft's leadership, the Patriots have won more division titles (17), conference crowns (9) and Super Bowl championships (5) than any other NFL team. Additionally, the Patriots have achieved the most winning seasons (21) and have the fewest losing seasons (2) since Kraft assumed ownership beginning in 1994. Super Bowl LII was the ninth Super Bowl appearance since Kraft purchased the team, a period during which no other team has appeared in more than four Super Bowls. In Kraft's 24 seasons, the Patriots have qualified for the playoffs 19 times, more than doubling the franchise's accomplishments during its first 34 seasons. In 2017, Kraft earned his 21st winning season in 24 years of owning the franchise.



	Pre-Kraft 1960-93	Pre-Kraft 1989-93	Kraft Era 1994-17
Overall Record	225-276-9	19-61	298-130
Winning Pct.	.450	.238	.696
Super Bowl Titles	0	0	5
Conference Titles	1	0	9
Division Titles	3	0	17
Playoff Seasons	6	0	19
Playoff Record	4-6	-	30-14
Home Playoff Games	1	0	25
Home Playoff Record	0-1	-	22-3

WHAT TO LOOK FOR IN 2018

★ Since purchasing the team in 1994, Robert Kraft has 30 career postseason wins as an owner, third-most in NFL history behind the Rooney Family in Pittsburgh (36) and the Green Bay Packers (34). The Rooney Family founded the Steelers in 1933 while the Green Bay Packers were founded in 1919.

★ Under Robert Kraft's guidance, the 2000-09 Patriots set the NFL record for most wins in a decade in NFL history with 126 overall wins overall. With 11 wins overall in 2018, the Patriots will tie that record for the current decade.

SINCE ROBERT KRAFT PURCHASED THE TEAM IN 1994

TOTAL VICTORIES SINCE 1994 (Regular Season)

New England Patriots	268
Pittsburgh Steelers	245
Green Bay Packers	243
Denver Broncos	229
Indianapolis Colts	225

TOTAL VICTORIES SINCE 1994 (Incl. Postseason)

New England Patriots	298
Pittsburgh Steelers	265
Green Bay Packers	263
Denver Broncos	243
Indianapolis Colts	239

MOST HOME VICTORIES SINCE 1994 (Incl. Postseason)

New England Patriots	169
Green Bay Packers	155
Pittsburgh Steelers	150
Denver Broncos	143

WINNING PERCENTAGE SINCE 1994 (Incl. Postseason)

TEAM	W	L	T	PCT.
New England Patriots	298	130	0	.696
Pittsburgh Steelers	265	152	1	.635
Green Bay Packers	263	156	1	.627
Denver Broncos	243	164	0	.597
Indianapolis Colts	239	174	0	.579
Philadelphia Eagles	227	181	2	.556
Baltimore Ravens	205	169	1	.548

SUPER BOWL CHAMPIONSHIPS SINCE 1994

New England Patriots	5
Denver Broncos	3
Baltimore Ravens	2
Green Bay Packers	2
Pittsburgh Steelers	2
N.Y. Giants	2

CONFERENCE CHAMPIONSHIPS SINCE 1994

New England Patriots	9
Pittsburgh Steelers	4
Denver Broncos	4
Green Bay Packers	3
N.Y. Giants	3
Seattle Seahawks	3

DIVISION CHAMPIONSHIPS SINCE 1994

New England Patriots	17
Pittsburgh Steelers	13
Green Bay Packers	12
Indianapolis Colts	10

PLAYOFF VICTORIES SINCE 1994

New England Patriots	30
Pittsburgh Steelers	20
Green Bay Packers	20
Baltimore Ravens	15
Denver Broncos	14
Indianapolis Colts	14
Philadelphia Eagles	14

PLAYOFF GAMES PLAYED SINCE 1994

New England Patriots	44
Green Bay Packers	36
Pittsburgh Steelers	34
Indianapolis Colts	29
Philadelphia Eagles	26

PLAYOFF SEASONS SINCE 1994

New England Patriots	19
Green Bay Packers	18
Indianapolis Colts	16
Pittsburgh Steelers	16
Philadelphia Eagles	13
Denver, Minnesota and Seattle	12

PLAYOFF WINNING PERCENTAGE SINCE 1994

TEAM	W	L	PCT.
New England Patriots	30	14	.682
Baltimore Ravens	15	8	.652
Denver Broncos	14	9	.609
Pittsburgh Steelers	20	14	.588
N.Y. Giants	10	7	.588

DYNASTY VS. DYNASTY

Of all of the great teams throughout the Super Bowl era, the New England Patriots and the San Francisco 49ers have set a standard of extended excellence above all of the others. The 49ers run of success spanned two decades, while New England's streak is still in progress.

49ERS

(1981-98)

5
5
10 in 18 years
22-11 (.667)
13
16
207-72-1 (.741)
108
21 in 18 years
13 in 18 years
4 in 18 years
122 (1990-99)

PATRIOTS

(2001-PRESENT)

Super Bowl Appearances	8
Super Bowl Titles	5
Conference Title Games	12 in 17 years
Playoff Record	27-10 (.730)
Division Titles	15
Playoff Seasons	15
Regular Season Record	209-63 (.768)
Pro Bowl Selections	89
Home Playoff Games	22 in 17 years
First-Round Byes	12 in 17 years
Playoff One-and-Dones	2 in 17 years
Most Wins in a Decade	126 (2000-09)



ROBERT KRAFT

Chairman & CEO

NINE CONFERENCE TITLES ARE THE MOST OF ANY NFL OWNER IN SUPER BOWL ERA

The 2017 AFC Championship is the ninth conference championship for Robert Kraft as Patriots owner. His nine crowns are more than any other owner in NFL history in the Super Bowl Era (since 1966).

MOST CONFERENCE CHAMPIONSHIPS BY AN OWNER IN SUPER BOWL ERA

OWNER	TEAM	#	SEASONS	SUPER BOWL APPEARANCES
Robert Kraft	New England	9	1996, 2001, 2003, 2004, 2007, 2011, 2014, 2016, 2017	XXXI, XXXVI, XXXVIII, XXXIX, XLII, XLVI, XLIX, LI, LII
Pat Bowlen	Denver	7	1986, 1987, 1989, 1997, 1998, 2013, 2015	XXI, XXII, XXIV, XXXII, XXXIII, XLVIII, 50
Jack Kent Cooke	Washington	5	1972, 1982, 1983, 1987, 1991	VII, XVII, XVIII, XXII, XXVI
Al Davis	Oakland/L.A. Raiders	5	1967, 1976, 1980, 1983, 2002	II, XI, XV, XVIII, XXXVII
Eddie DeBartolo	San Francisco	5	1981, 1984, 1988, 1989, 1994	XVI, XIX, XXIII, XXIV, XXIX
Clint Murchison	Dallas	5	1970, 1971, 1975, 1977, 1978	V, VI, X, XII, XIII
Packers Stockholders	Green Bay	5	1966, 1967, 1996, 1997, 2010	I, II, XXXI, XXXII, XLV
Joe Robbie	Miami	5	1971, 1972, 1973, 1982, 1984	VI, VII, VIII, XVII, XIX
Art Rooney	Pittsburgh	4	1974, 1975, 1978, 1979	IX, X, XII, XIV
Dan Rooney	Pittsburgh	4	1995, 2005, 2008, 2010	XXX, XL, XLIII, XLV
Ralph Wilson	Buffalo	4	1990, 1991, 1992, 1993	XXV, XXVI, XXVII, XXVIII
Max Winter	Minnesota	4	1969, 1973, 1974, 1976	IV, VII, IX, XI

ESTABLISHING A WINNING TRADITION

Kraft's winning percentage with the Patriots (.696) since taking over the team in 1994 is the highest among all owners/ownership groups with at least 200 wins (regular and postseason) with one team. He is just one of five owners with at least 200 wins and a winning percentage over .600.

OWNER	TEAM	YEARS	WINNING PCT.
Robert Kraft	Patriots	1994-present	.696
Eddie DeBartolo, Jr.	49ers	1977-1999	.636
Clint Murchison, Jr.	Cowboys	1960-1983	.634
Joe Robbie	Dolphins	1966-1989	.609
Pat Bowlen	Denver	1984-present	.602

ALL-TIME POSTSEASON WINS BY AN OWNER

Robert Kraft has 30 career postseason wins, which are the third-most in NFL history.

WINS	OWNERSHIP	YEARS
36	The Rooney Family, Pittsburgh (1933-present)	86
34	Green Bay Packers (1919-present)	100
30	Robert Kraft, New England (1994-present)	25
24	The Mara Family, N.Y. Giants (1925-present)	94
22	Eddie DeBartolo, Jr., San Francisco (1977-1999)	23
21	Al Davis, Oakland/Los Angeles (1972-2011)	40
21	Pat Bowlen, Denver (1984-present)	35

CONTINUITY BREEDS SUCCESS

New England is the first team in NFL history to win five Super Bowls with the same owner (Robert Kraft), head coach (Bill Belichick) and quarterback (Tom Brady).

A MODEL OF CONSISTENCY

Since Kraft took ownership of the team in 1994, the Patriots have had just three head coaches - Bill Parcells (1994-1996), Pete Carroll (1997-1999) and current head coach Bill Belichick (2000-present). The only team with fewer head coaches since 1994 is the Pittsburgh Steelers, who have had two: Bill Cowher (1992-2006) and Mike Tomlin (2007-present).

TEAM	HEAD COACHES SINCE 1994
Pittsburgh	2
New England	3
Baltimore Ravens*	3
NFL average	6.7
* Since 1996	

AFC EAST TEAM	HEAD COACHES SINCE 1994
New England	3
N.Y. Jets	8
Buffalo	10
Miami	11

MILESTONE WIN FOR KRAFT

The Patriots victory over the New York Jets on Dec. 21, 2014 was the 250th win under Robert Kraft's tenure. His 250 wins in his first 368 total games tied Chicago's George Halas for the fastest an owner has reached 250 victories.

PATRIOTS IN THE PLAYOFFS

The Patriots have qualified for the playoffs 25 times in their 58-year history. Nineteen of those playoff berths have come in the 24 seasons since Robert Kraft purchased the team in 1994, a dramatic contrast to the six total playoff berths the team earned in its first 34 years of existence. The Patriots have won 20 division crowns, including 15 in the last 17 seasons and 17 of which have come since Robert Kraft's purchase in 1994.

PATRIOTS PLAYOFF SEASONS (25)

Year	How Qualified	Seed	Record	Result
2017	Division Champions	1	2-1	AFC Champions
2016	Division Champions	1	3-0	Super Bowl Champions
2015	Division Champions	2	1-1	AFC Championship Game
2014	Division Champions	1	3-0	Super Bowl Champions
2013	Division Champions	2	1-1	AFC Championship Game
2012	Division Champions	2	1-1	AFC Championship Game
2011	Division Champions	1	2-1	AFC Champions
2010	Division Champions	1	0-1	AFC Divisional Round
2009	Division Champions	3	0-1	Wild Card Round
2007	Division Champions	1	2-1	AFC Champions
2006	Division Champions	4	2-1	AFC Championship Game
2005	Division Champions	4	1-1	AFC Divisional Round
2004	Division Champions	2	3-0	Super Bowl Champions
2003	Division Champions	1	3-0	Super Bowl Champions
2001	Division Champions	2	3-0	Super Bowl Champions
1998	Wild Card	6	0-1	Wild Card Round
1997	Division Champions	3	1-1	AFC Divisional Round
1996	Division Champions	2	2-1	AFC Champions
1994	Wild Card	5	0-1	Wild Card Round

* Kraft era begins

1986	Division Champions	3	0-1	AFC Divisional Round
1985	Wild Card	5	3-1	AFC Champions
1982*	16-Team Format	7	0-1	First Round
1978	Division Champions	2	0-1	AFC Divisional Round
1976	Wild Card	4	0-1	AFC Divisional Round
1963	Division Champions	-	1-1	AFL Championship Game

* Strike Year

34-20 Record

Bold indicates Kraft era

KRAFT SURPASSES ALL OTHER OWNERS

The Patriots have 298 wins overall under Robert Kraft. He has produced more victories than every other Patriots owner combined. Under Kraft, the Patriots are 298-130 overall since he purchased the team in 1994. Kraft's predecessors in the owner's office went 225-276-9 in the 34 years prior to his purchase of the team.



PATRIOTS

Team Notes

WHAT TO LOOK FOR IN 2018

- ★ The Patriots are tied with Dallas (5) and San Francisco (5) with five Super Bowl wins and need one more Super Bowl win to tie the Pittsburgh Steelers (6) for the most Super Bowl wins in NFL history.
- ★ The Patriots have played in the most Super Bowls in NFL history with 10 and look to add to that number in 2018.
- ★ The Patriots extended their NFL record by reaching seven straight conference title games (2011-17) and look to add to that total in 2018.
- ★ The Patriots extended their NFL record to nine straight division titles (2009-17) and look to add to that number in 2018.
- ★ The 2017 New England Patriots set an NFL record by advancing in the postseason for the seventh straight season (2011-17) and will look to add to that number in 2018.
- ★ The Patriots have had a winning record for 17 straight seasons (2001-17), and moved past San Francisco (16) and Dallas (16) for the most consecutive winning seasons since the 1970 merger.
- ★ The Patriots are tied with Cleveland for second all-time with 17 consecutive seasons with a .500 record or better, behind Dallas (21).
- ★ The Patriots have made the playoffs for nine straight seasons (2009-17), tied with Dallas (1975-83) and Indianapolis (2002-10) for the most in NFL history.
- ★ The Patriots will try to join Miami (3) and Buffalo (4) as the only teams to reach three consecutive Super Bowls.
- ★ The New England Patriots enter the 2018 season with 34 postseason wins and need two more postseason wins to tie Pittsburgh for the most postseason wins all-time.
- ★ The New England Patriots have earned seven No. 1 seeds and need one more to tie San Francisco (8) and Denver (8) for the most since playoff seeding began in 1975.
- ★ The Patriots have earned a first-round bye an NFL-best 13 times since the current playoff format was instituted in 1990. Denver, Pittsburgh and San Francisco are second with eight byes since 1990.
- ★ With 10 wins, New England can tie San Francisco (1983-98) for the most consecutive seasons with at least 10 wins with 16.
- ★ The Patriots enter 2018 with an NFL-record eight consecutive seasons with at least 11 wins. Indianapolis is second with seven (2003-09).
- ★ The Patriots are tied with Dallas with 12 12-win seasons since 1970 and need one more to tie San Francisco for the most with 13 12-win seasons.
- ★ New England has won 13 games in a single season seven times in franchise history. Only San Francisco has more 13-win seasons with nine.
- ★ The New England Patriots have won 14 or more games in a season five times, most in NFL history. San Francisco is second with four 14-win seasons.
- ★ The Patriots have tallied six safeties since 2015, most in the NFL over that span. Arizona and Detroit are second with four safeties since 2015.
- ★ New England has 24 undefeated months since 2000, most in the NFL over that span. Indianapolis is second with 15 undefeated months during that time.

WHAT TO LOOK FOR IN 2018 (CONT.)

- ★ The Patriots enter the 2018 season with 115 wins (regular and postseason) in this decade and need 11 wins overall in 2018 to tie the 2000-09 Patriots for the most wins in a decade in NFL history with 126 wins.
- ★ The Patriots enter the 2018 season with 102 regular season wins this decade and need 14 regular season wins over the next two seasons to move past the Indianapolis Colts' record of 115 wins from 2000-09 for the most regular season wins in a decade.
- ★ The Patriots enter this season with 214 regular season wins since 2000. The NFL record for most regular season wins over two consecutive decades is 217 by the San Francisco 49ers (1970s/1980s). The Patriots need just four more wins to surpass the 49ers for the most regular season wins in two consecutive decades.
- ★ The Patriots have won 13 postseason games this decade and need one more postseason win to match the NFL record by the Patriots (2000-09), Dallas (1970s) and Pittsburgh (1970s) with 14.

DECADE-PLUS OF DOMINANCE

The Patriots record of 222-68 (.766) since the 2002 season is the best in the NFL. Only four NFL teams have posted a winning percentage of .600 or better. The Patriots are the only team over .700.

BEST RECORDS SINCE 2002 (Including Postseason)

Team	W	L	T	Pct.
New England	222	68	0	.766
Pittsburgh	180	98	1	.647
Indianapolis	176	103	0	.631
Green Bay	168	109	1	.606
Philadelphia	160	113	1	.586
Seattle	159	119	1	.572
Denver	157	113	0	.581
Baltimore	154	119	0	.564
New Orleans	147	121	0	.549

DIVISIONAL DOMINANCE

The New England Patriots own a 81-23 (.779) record in regular season AFC East games since the beginning of the 2001 season, compiling the best intra-division record of any team in the NFL.

NFL'S TOP DIVISIONAL RECORDS SINCE 2001

Team	W	L	T	Pct.
New England	81	23	0	.779
Pittsburgh	75	31	0	.708
Indianapolis	72	32	0	.692
Green Bay	71	32	1	.688

AFC EAST DIVISIONAL RECORDS SINCE 2001

Team	W	L	T	Pct.	Div. Titles	Years
New England	81	23	0	.779	15	2001, 03-07, 09-17
N.Y. Jets	47	57	0	.452	1	2002
Miami	43	61	0	.413	1	2008
Buffalo	38	66	0	.365	0	—

The New England Patriots have won 14 division titles and have 14 playoff berths since realignment in 2002, most in the NFL.

MOST DIVISION TITLES SINCE 2002 REALIGNMENT

Team	Division Titles	Playoff Berths
New England	14	14
Green Bay	9	12
Indianapolis	9	12
Pittsburgh	8	11
Seattle	8	11
Philadelphia	7	9



PATRIOTS

Team Notes

NINE STRAIGHT DIVISION TITLES

The Patriots have won nine straight AFC East titles, the longest streak in NFL history. The Patriots have won 15 of the last 17 AFC East division crowns.

MOST CONSECUTIVE DIVISION TITLES			
Team	Division	Titles	Years
New England Patriots	AFC East	9	2009-17
Los Angeles Rams	NFC West	7	1973-79
Pittsburgh Steelers	AFC Central	6	1974-79
Minnesota Vikings	NFC Central	6	1973-78
Dallas Cowboys	NFL Capitol/NFC East	6	1966-71
Cleveland Browns	American/Eastern Conf.	6	1950-55
New England Patriots	AFC East	5	2003-07
Denver Broncos	AFC West	5	2011-15
Indianapolis Colts	AFC South	5	2003-07
Dallas Cowboys	NFC East	5	1992-96
San Francisco 49ers	NFC West	5	1986-90
Chicago Bears	NFC Central	5	1984-88
Oakland Raiders	AFC West	5	1972-76

ROAD WARRIORS

The Patriots ran a 14-game road win streak that started with a victory in the 2016 season opener at Arizona on Sept. 11, 2016 and ended with a loss at Miami on Dec. 11, 2017. The 14-game road streak is a team record, breaking the old mark of 12 straight road wins from Dec. 24, 2006 through Oct. 5, 2008. The 14-game streak is second in NFL history to the 18 road game win streak by the San Francisco 49ers [1988-90].

WINNING THE CLOSE ONES

Since 2001, the New England Patriots own the NFL's best record (including postseason) in games decided by three points or fewer. The Patriots are the only team with a winning percentage above .700 in those games. New England is 7-2 in those close games in the playoffs. The only defeats are a 17-14 loss to the N.Y. Giants in Super Bowl XLII and a 20-18 loss in the 2015 AFC Championship game at Denver.

BEST RECORD IN GAMES DECIDED BY 3 POINTS OR FEWER (SINCE 2001; Playoffs Included)

Team	W	L	T	Win Pct
New England Patriots	41	17	0	.702
Indianapolis Colts	42	23	0	.646
Atlanta Falcons	38	30	1	.558
Denver Broncos	37	26	0	.587
Seattle Seahawks	37	29	1	.560
Chicago Bears	31	26	0	.544

1ST AFL TEAM TO REACH 500

The Patriots have the most overall wins among the original eight AFL teams. They are the first original AFL team to reach 500 victories.

OVERALL VICTORY TOTAL OF ORIGINAL AFL TEAMS (REGULAR AND POSTSEASON)

Team	W	L	T
New England Patriots	523	406	9
Denver Broncos	493	423	10
Oakland Raiders	487	430	11
Kansas City Chiefs	466	433	12
Los Angeles Chargers	446	455	11
Tennessee Titans	437	476	6
Buffalo Bills	423	483	8
N.Y. Jets	409	492	8

BETTER THAN AVERAGE

The Patriots are the only NFL team to finish with a record of .500 or better in each of the last 17 years (2001-2017). Each of the other 31 NFL teams has had at least one losing season since 2001. The Patriots are now tied with the Cleveland Browns (1957-73) for the second-longest streak at .500 or better, behind the Dallas Cowboys (1965-85) streak of 21 straight years.

MOST CONSECUTIVE SEASONS WITH A .500 OR BETTER RECORD

Team	Seasons	Consecutive Seasons at .500 or better
Dallas	1965-85	21
New England	2001-present	17
Cleveland	1957-73	17

NFL'S BEST AT HOME

Since Gillette Stadium opened in 2002, the Patriots own the NFL's best record at home overall. The Patriots own an overall record of 107-21 (.836) at home in regular season games and a 125-24 (.839) record including playoffs. The Patriots are an NFL-best 169-48 at home since 1994 when Robert Kraft purchased the team.

BEST HOME RECORDS SINCE 2002 (Including playoffs)

Team	W	L	T	Pct.
New England	125	24	0	.839
Pittsburgh	99	39	1	.716
Seattle	99	40	0	.712
Indianapolis	97	42	0	.698
Baltimore	95	37	0	.720
Green Bay	94	43	1	.685
Denver	91	46	0	.664
Minnesota	85	47	0	.644
Philadelphia	85	54	0	.612
Atlanta	81	53	0	.604
LA Chargers	81	52	0	.609
Arizona	80	51	1	.610

STELLAR INTER-CONFERENCE RECORD

The New England Patriots own a 51-13 (.797) record vs. NFC teams since realignment in 2002, the best inter-conference record in the NFL during that time.

NFL'S BEST INTER-CONFERENCE RECORD SINCE 2002

Team	W	L	T	Pct.
New England	51	13	0	.797
Pittsburgh	43	20	1	.680
Indianapolis	40	24	0	.625
Denver	38	26	0	.594
Baltimore	37	27	0	.578
Philadelphia	37	26	1	.586
Cincinnati	36	25	3	.586
Tennessee	36	28	0	.563
Dallas	36	28	0	.563
Atlanta	35	28	1	.555
Green Bay	35	29	0	.547

BOUNCE BACK PATS

Since the beginning of 2003, the Patriots are 45-6 (.882) in regular season games following a loss. They have dropped back-to-back regular season games in 2006, 2009, 2011, 2012 and 2015 (twice). As a starter in his career, Tom Brady is 45-10 in games following a loss.



PATRIOTS

Team Notes

UNDEFEATED MONTHS

The Patriots have 24 undefeated months since 2000 after finishing the month of November with a 3-0 record. It is the most undefeated months since 2000, Indianapolis is second with 15 undefeated months during that time.

PATRIOTS UNDEFEATED MONTHS SINCE THE 2000 SEASON (NOT INCLUDING JANUARY)

2001 – December
2003 – October, November, December
2004 – September, November
2005 – December
2006 – October
2007 – September, October, November, December
2008 – December
2010 – October, December
2011 – December
2012 – November
2013 – September
2014 – October
2015 – September, October
2016 – September, December
2017 – November

DEFENSE

DEFENSE DOMINATES AGAIN

The 2017 Patriots finished fifth in the NFL by allowing 18.5 points per game. It is the 12th time since 2001 that the Patriots have finished a season allowing 20 points or fewer per game, the most in the NFL during that time. The Patriots had a streak of eight consecutive games in 2017 when they held their opponent to 20 points or less.

SEASONS ALLOWING 20 POINTS PER GAME OR FEWER SINCE 2001

Team	Seasons	Years
New England	12	2001, 2003-04, 2006-10, 2014-17
Baltimore	11	2001, 2003-06, 2008-11, 2014, 2017
Pittsburgh	11	2001, 2004-08, 2010-12, 2015, 2017
Miami	8	2001-03, 2005-06, 2008, 2011-12
Seattle	8	2005, 2007, 2011-16

DEFENSE DENIES I

The Patriots defense held its opponents to 20 points or less in 11 games in 2017, tied for the most under Bill Belichick. The Patriots held their opponents under 20 points 11 times in 2001 and 2006 and 2016. The 2017 Patriots had a streak of eight straight games keeping their opponents under 20 points, the longest streak under Belichick, breaking the previous mark of seven straight in 2006.

DEFENSE DENIES II

The Patriots were second in the NFL by allowing just six rushing touchdowns in 2017. Tennessee allowed just five. It is the second season in a row that the Patriots allowed just six rushing touchdowns, which is the second fewest in franchise history.

Fewest Rushing Touchdowns Allowed by the Patriots in a Season

5 - 1991
6 - 2017, 2016, 2014, 2009 and 1999
7 - 2007, 2001, 1966
8 - 2015, 2008, 1998, 1977

FORCING THE ISSUE

The Patriots lead the NFL with a +194 turnover margin since the 1994 season.

NFL TURNOVER MARGIN SINCE 1994

Rank	Team	Turnover Margin
1.	New England	+194
2.	Kansas City	+137
3.	Green Bay	+99

RED ZONE TAKEAWAYS

The Patriots defense led the NFL in 2017 with six takeaways in the red zone. Baltimore was second with five takeaways in the red zone.

PATRIOTS DEFENSIVE TAKEAWAYS IN THE RED ZONE

- DL Trey Flowers forced a fumble that was recovered by LB Elandon Roberts vs. Carolina (10/1) when the Panthers reached the New England 13-yard line.
- CB Malcolm Butler forced a fumble at the 1-yard line that resulted in a touchback at the New York Jets (10/15).
- LB Marquis Flowers forced a fumble that was recovered by DB Patrick Chung at Oakland (11/19) after the Raiders reached the New England 15-yard line.
- CB Stephon Gilmore intercepted a pass in the end zone vs. Miami (11/26) after the Dolphins reached the New England 15-yard line.
- LB Eric Lee intercepted a pass at the 1-yard line at Buffalo (12/3) after the Bills reached the New England 6-yard line.
- DB Duron Harmon intercepted a pass in the end zone at Pittsburgh (12/17) with five seconds to play after the Steelers reached the New England 7-yard line.

Additionally, DB Duron Harmon intercepted a pass in the end zone vs. Houston (9/24) on a pass from Houston's 46-yard line, and DB Jonathan Jones intercepted a pass vs. the LA Chargers at the New England 1-yard line on a pass from the 23-yard line.



PATRIOTS

Team Notes

BLOCK PARTY

The Patriots blocked kicks in three straight weeks in 2017. DL Cassius Marsh blocked a field goal vs. Atlanta (10/22) followed by DL Lawrence Guy blocking a field goal vs. LA Chargers (10/29). Then RB Rex Burkhead blocked a punt at Denver (11/12). It tied for the best stretch of blocked kicks for the Patriots under Bill Belichick. In 2014, they had three straight games with a block. RB Brandon Bolden blocked a punt at San Diego (12/7), LB Jamie Collins blocked a field goal vs. Miami (12/14) and DL Vince Wilfork blocked a field goal at the NY Jets (12/21).

FOURTH IN BLOCKED KICKS SINCE 2014

MOST BLOCKED KICKS SINCE 2014

Philadelphia Eagles	15
Miami Dolphins	13
Baltimore Ravens	13
New England Patriots	12 (8 FGs, 2 XPs and 2 punts)
Los Angeles Rams	10

FIRST FAKE PUNT SINCE 2004

Nate Ebner took a direct snap on a fake punt play vs. Miami (11/26) that resulted in a first down. It is the first fake punt attempt for the Patriots since the team ran a fake punt vs. Cincinnati on Dec. 12, 2004, when Larry Izzo was stopped for no gain.

MOST FORCED SAFETIES SINCE 2015

MOST SAFETIES SCORED SINCE 2015

New England Patriots	6
Arizona Cardinals	4
Detroit Lions	4
Indianapolis Colts	3
Seattle Seahawks	3
Los Angeles Rams	3

SAFETY DANCE

LB Brandon King tackled Chargers PR Travis Benjamin in the end zone on a punt return for a safety vs. LA Chargers on Oct. 29, 2017. The Patriots recorded the NFL's first safety on a punt since the New Orleans Saints recorded a safety on a punt at Tennessee on Sept. 21, 2003.

It was the Patriots first special teams safety since Dec. 9, 1979, when the Jets fumbled a snap on a punt out of the end zone. It marked the second time in team history that they recorded a safety on a punt return. On Oct. 31, 1965, at the San Diego Chargers. DB Jay Cunningham tackled a Chargers player in the end zone during a punt return.

OFFENSE

TAKING CARE OF BALL PAYS OFF

Since 2002, the Patriots are an NFL-best 122-18 when throwing no interceptions.

TEAM	GAMES WITH 0 INTS	W-L-T	WIN PCT.
New England	140	122-18-0	.871
Kansas City	126	82-44-0	.651
Green Bay	115	96-18-1	.839
Jacksonville	114	70-44-0	.614
Seattle	114	83-30-1	.732
San Francisco	113	75-37-1	.668
Minnesota	112	75-36-1	.674
Indianapolis	112	90-22-0	.804
Philadelphia	111	81-30-0	.730
Atlanta	108	79-28-1	.736
New Orleans	107	83-24-0	.776

SUCCESS WITH BALL SECURITY

The 2017 Patriots had just 12 turnovers (eight interceptions and four fumbles), the second fewest turnovers in the NFL in 2017 to Kansas City, who had 11, and the third fewest in New England history.

FEWEST GIVEAWAYS IN 16-GAME SEASON

2011	San Francisco	10
2010	New England	10
2016	New England	11
2016	Atlanta	11
2017	Kansas City	11
2017	New England	12
2016	Buffalo	12
2014	Green Bay	13
2014	New England	13
2008	Miami	13
2008	New York Giants	13

PROTECTING THE BALL

Since 2008, the Patriots lead the NFL with 67 regular season games without turning the ball over. The Patriots are 60-7 in those games.

ZERO TURNOVER GAMES (SINCE 2008)

Rk	Team	Zero Turnover Games
1.	New England	67
2.	Green Bay	57
3.	Kansas City	54
4.	San Francisco	48
5.	Seattle	46



PATRIOTS

Team Notes

RECORD FOR 400-POINT SEASONS

The Patriots extended their NFL record to 11 straight seasons with at least 400 total points (2007-17) after finishing with 458 points in 2017. The San Diego Chargers previously held the record by scoring at least 400 points in eight straight seasons from 2004-11. The Patriots 458 points last year were second in the NFL to the 478 by the Los Angeles Rams.

OPENING 2ND HALF STRONG

The Patriots had an NFL-best 57 points on the first drive of the second half. In 2017, the most in the NFL, while the N.Y. Giants were last with 10 points on their first possession of the second half.

RUSH TO VICTORY

Since 2000, New England is 47-1 in the regular season when a Patriot eclipses 100 yards rushing. The only loss during the Bill Belichick era came at Miami on Dec. 20, 2004, when Corey Dillon rushed for 121 yards on 26 carries and the Patriots lost to the Dolphins, 29-28. Since then, New England is 34-0 with a 100-yard rusher. In 2017, RB Dion Lewis rushed for 112 yards on 15 carries in a Patriots 35-17 win over Miami (11/26/17) and 129 on 24 carries vs. Buffalo (12/24/17).

30 CATCHES, 30 CARRIES

The 2017 New England Patriots became the first team to have three running backs with 30 receptions and 30 carries since 1989 when the Atlanta Falcons and the New York Jets had three such players. RB Dion Lewis had 180 carries and 32 receptions, RB James White had 43 rushes and 56 receptions and RB Rex Burkhead had 64 rushes and 30 receptions.

FINAL MINUTE SCORING

The Patriots scored in the final minute of the first half 11 times in 2017.

FINAL MINUTE SCORING

13-yard TD pass with 13 seconds to play at New Orleans (9/17/17)
58-yard field goal with no time remaining vs. Carolina (10/1/17)
23-yard field goal with 40 seconds to play at Tampa Bay (10/5/17)
2-yard TD pass with 9 seconds to play at NY Jets (10/15/17)
2-yard TD pass with 21 seconds to play vs. Atlanta (10/22/17)
36-yard field goal with 24 seconds to play vs. L.A. Chargers (10/29/17)
11-yard TD pass with 25 seconds to play at Denver (11/12/17)
62-yard field goal with no time remaining at Oakland (11/19/17)
39-yard field goal with 15 seconds to play at Buffalo (12/03/17)
46-yard field goal with two seconds to play at Miami (12/11/17)
5-yard TD pass with 20 seconds to play vs. NY Jets (12/31/17)

PATS SET NEW NFL PICK RECORD

The Patriots set an NFL record by throwing just two interceptions in 2016. The previous NFL record for fewest interceptions thrown in a season by an NFL team since the 1970 merger was five. The 2016 Patriots had just two interceptions in 550 pass attempts.

FEWEST INTERCEPTIONS IN A SEASON

Year	Team	Int.	Pass Attempts
2016	New England	2	550
2010	New England	5	507
2011	San Francisco	5	451
1990	Kansas City	5	449
1990	NY Giants	5	398
1966	Green Bay	5	318
1960	Cleveland	5	264

THREE 1,000-YARD PLAYERS

The Patriots had three players with 1,000-plus yards in scrimmage yards in the same season for the first time in franchise history in 2017 with WR Brandin Cooks (1,122), TE Rob Gronkowski (1,084) and RB Dion Lewis (1,110).

TWO 1,000-YARD RECEIVERS

Rob Gronkowski (1,084) and Brandin Cooks (1,082) both reached 1,000 yards in 2017. It is the sixth time that the Patriots have had two players reach 1,000 yards in a season. Kansas City and Detroit were the only other teams in 2017 with two 1,000-yard receivers.

2017 - Brandin Cooks (1,082) and Rob Gronkowski (1,084)

2011 - Wes Welker (1,569) and Rob Gronkowski (1,327)
2009 - Wes Welker (1,348) and Randy Moss (1,264)
2008 - Wes Welker (1,165) and Randy Moss (1,008)
2007 - Wes Welker (1,175) and Randy Moss (1,493)
1979 - Harold Jackson (1,013) and Stanley Morgan (1,002)

TWO SCORE 2 RECEIVING TDS

The Patriots had two players finish with two receiving touchdowns with WR Chris Hogan and WR Brandin Cooks each scoring on two passes in the win vs. Houston (9/24/17). It is the first time the Patriots have had two players finish with two touchdowns since Oct. 28, 2012, when TE Rob Gronkowski and WR Wes Welker each had two touchdown receptions against the Rams in London.

GAMES UNDER TOM BRADY WHERE THE PATRIOTS HAD TWO PLAYERS WITH AT LEAST TWO TOUCHDOWN RECEPTIONS

Game	Players With at Least Two Touchdown Receptions
Sept. 24, 2017 vs. Houston	Brandin Cooks (2) and Chris Hogan (2)
Oct. 28, 2012 at St. Louis	Rob Gronkowski (2) and Brandon Lloyd (2)
Sept. 25, 2011 at Buffalo	Rob Gronkowski (2) and Wes Welker (2)
Nov. 25, 2010 at Detroit	Deion Branch (2) and Wes Welker (2)
Oct. 18, 2009 vs. Tennessee	Randy Moss (3) and Wes Welker (2)
Oct. 21, 2007 at Miami	Randy Moss (2) and Wes Welker (2)



SEASON RANKINGS

2017 Team & Individual

TEAM OFFENSE

CATEGORY	STAT	LEAGUE/YEAR	RANK
Points	458	NFL in 2017	2nd
Points	458	Team History	7th
First Downs	389	NFL in 2017	1st
First Downs	389	Team History	4th
3rd Down Percentage	40.6	NFL in 2017	10th
Touchdowns	49	NFL in 2017	4th
Total Yards	6,508	NFL in 2017	1st
Total Yards	6,508	Team History	4th
Passing First Downs	232	NFL in 2017	2nd
Passing First Downs	232	Team History	5th
Rushing First Downs	107	NFL in 2017	6th
Passing Yards	4,619	NFL in 2017	1st
Passing Yards	4,619	Team History	5th
Passer Rating	102.6	NFL in 2017	2nd
Passer Rating	102.6	Team History	5th
Pass Yards Per Completion	11.87	NFL in 2017	8th
Touchdown Passes	32	NFL in 2017	3rd
Touchdown Passes	32	Team History	T-7th
Completion Percentage	66.3	NFL in 2017	4th
Completion Percentage	66.3	Team History	3rd
25+ Yard Completions	41	NFL in 2017	1st
25+ Yard Completions	41	Team History	2nd
Interception Percentage	1.4	NFL in 2017	2nd
Interception Percentage	1.4	Team History	4th
Turnovers	12	NFL in 2017	2nd
Turnovers	12	Team History	3rd
Red Zone Scoring Pct.	94.3	NFL in 2017	2nd
Points Per Game	28.6	NFL in 2017	2nd
Points Per Game	28.6	Team History	8th

TEAM DEFENSE

CATEGORY	STAT	LEAGUE/YEAR	RANK
Rushing TDs Allowed	6	NFL in 2017	2nd
Rushing TDs Allowed	6	Team History	T-2nd
Points Per Game	18.5	NFL in 2017	5th

RYAN ALLEN

CATEGORY	STAT	LEAGUE/YEAR	RANK
Avg. Return Yards Against	4.6	NFL in 2017	4th
Avg. Return Yards Against	4.6	Team History	1st*
Punt Return Yards Against	105	NFL in 2017	3rd
Punt Return Yards Against	105	Team History	2nd*

*since 1970

TOM BRADY

CATEGORY	STAT	LEAGUE/YEAR	RANK
Passer Rating	102.8	NFL in 2017	3rd
Passer Rating	102.8	Team History	5th
Passing Yards	4,577	NFL in 2017	1st
Passing Yards	4,577	Team History	5th
Passing Yards Per Game	286.1	NFL in 2017	1st
Passing Yards Per Game	286.1	Team History	6th
Passing Touchdowns	32	NFL in 2017	3rd
Passing Touchdowns	32	Team History	7th
Completion Percentage	66.3	NFL in 2017	5th
Completion Percentage	66.3	Team History	3rd
25+ Yard Completions	40	NFL in 2017	1st
25+ Yard Completions	40	Team History	T-1st
Passing Yards Per Attempt	7.88	NFL in 2017	5th
Passing Yards Per Attempt	7.88	Team History	7th
Passing Yards Per Completion	11.9	NFL in 2017	8th
Interception Percentage	1.4	NFL in 2017	3rd
Interception Percentage	1.4	Team History	5th
TD/Int. Ratio	4.00	NFL in 2017	T-3rd
TD/Int. Ratio	4.00	Team History	6th

BRANDIN COOKS

CATEGORY	STAT	LEAGUE/YEAR	RANK
Yards Per Catch	16.6	NFL in 2017	7th
25+ Yard Receptions	15	NFL in 2017	T-3rd
25+ Yard Receptions	15	Team History	2nd

STEPHEN GOSTKOWSKI

CATEGORY	STAT	LEAGUE/YEAR	RANK
Field Goals Made	37	NFL in 2017	4th
Field Goals Made	37	Team History	2nd
Kicking Points	156	NFL in 2017	2nd
Kicking Points	156	Team History	T-2nd
Extra Points Made	45	NFL in 2017	2nd
Avg. Return Yards Against	18.9	NFL in 2017	4th
Avg. Return Yards Against	18.9	Team History	3rd
Field Goal Long	62	NFL in 2017	1st
Field Goal Long	62	Team History	1st

ROB GRONKOWSKI

CATEGORY	STAT	LEAGUE/YEAR	RANK
Receptions	69	Tight Ends in 2017	5th
Receptions	69	Team History	8th
Receiving Yards	1,084	Tight Ends in 2017	1st
Receiving Yards	1,084	TE/Team History	5th
Receiving Yards	1,084	NFL in 2017	10th
Yards Per Catch	15.7	Tight Ends in 2017	1st
Yards Per Catch	15.7	TE/Team History	5th
Receiving Touchdowns	8	Tight Ends in 2017	T-2nd
Receiving Touchdowns	8	TE/Team History	T-7th
Receiving Touchdowns	8	NFL in 2017	T-8th
Receiving Yards Per Game	77.4	Tight Ends in 2017	1st
Receiving Yards Per Game	77.4	TE/Team History	3rd
25+ Yard Receptions	11	Tight Ends in 2017	1st
25+ Yard Receptions	11	TE/Team History	T-2nd
Yards After Catch	363	Tight Ends in 2017	2nd
Yards After Catch	363	TE/Team History	7th
Receptions Per Game	4.9	Tight Ends in 2017	4th
Receptions Per Game	4.9	TE/Team History	7th
Receiving First Downs	57	Tight Ends in 2017	1st
Receiving First Downs	57	TE/Team History	4th

DION LEWIS

CATEGORY	STAT	LEAGUE/YEAR	RANK
Yards Per Rush	4.98	NFL in 2017	3rd
Yards Per Rush	4.98	Team History	5th
Kickoff Return Average	24.8	NFL in 2017	4th
Kickoff Return Yards	570	NFL in 2017	10th
Kickoff Return Long	103t	NFL in 2017	T-1st
Kickoff Return Long	103t	Team History	T-3rd

JAMES WHITE

CATEGORY	STAT	LEAGUE/YEAR	RANK
Receptions	56	Running Backs in 2017	10th
Receptions	56	RB/Team History	5th
Receptions Per Game	4.0	Running Backs in 2017	6th
Receptions Per Game	4.0	RB/Team History	3rd
Receiving Yards Per Game	30.6	Running Backs in 2017	7th
Receiving Yards Per Game	30.6	RB/Team History	8th
Receiving First Downs	25	Running Backs in 2017	6th
Receiving First Downs	25	RB/Team History	T-2nd
Receiving First Down Percentage	44.6	Running Backs in 2017	7th
Receiving First Down Percentage	44.6	RB/Team History	7th
25+ Yard Receptions	3	Running Backs in 2017	T-7th



INSIDE

The Numbers

BY THE NUMBERS

3

The Patriots blocked kicks in three consecutive games in 2017 with Cassius Marsh blocking a FG vs. Atlanta (10/22/17), Lawrence Guy blocking a FG vs. LA Chargers (10/29/17) and Rex Burkhead blocking a punt at Denver (11/12/17).

4

The 2017 Patriots had four rookie free agents make the 53-man opening day roster - DL Adam Butler, OL Cole Croston, TE Jacob Hollister and LB Harvey Langi. It is the third-most rookie free agents in the Bill Belichick era. The Patriots had six rookie free agents make the team in 2013 and five in 2000.

5

The 2017 Patriots defense finished the 2017 season by not allowing a fourth quarter touchdown in the final five games. In 14 of 16 games they allowed eight points or less in the fourth quarter.

6-2

The 2017 Patriots finished with a 6-2 record against teams that had a winning record.

6

The Patriots defense had six red zone takeaways in 2017, the most in the NFL. Baltimore was second with five.

9

The Patriots are the only team that has made the playoffs in each of the last nine seasons (2009-17).

11

The Patriots scored in the final minute of the first half in 11 of 16 games in 2017.

14

From 2016-17, the Patriots had a streak of 14 straight road wins, second best in NFL history to the 18 straight road wins by San Francisco.

14

The Patriots have had a rookie free agent make the 53-man opening day roster for 14 straight seasons, the third-longest streak behind the Chargers (21) and Colts (19).

18

The Patriots have 18 first-team All-Pro selections via the draft since 2000, which ranks behind only Carolina (19) over that span.

17

The Patriots have gone 17 straight seasons without being swept by a division opponent after beating each of the AFC East teams in 2017, extending the longest such streak since the 1970 NFL merger.

17

The Patriots have won nine or more games in 17 straight seasons, the most in the NFL.

22

The Patriots have scored on the final possession of the first half and the opening possession of the second half 22 times since 2009, first in the NFL. New Orleans is second with 16 such occurrences.

48

The Patriots finished tied with Philadelphia for first in the NFL with 48 offensive touchdown drives in 2017.

51

The Patriots are 51-13 (.797) against NFC teams since re-alignment in 2002, the best inter-conference record in the NFL during that time.

62

Stephen Gostkowski kicked a Patriots record 62-yard field goal in Mexico City against Oakland on Nov. 19, 2017. His previous long was from 58 yards earlier this season vs. Carolina (10/1/17).

75

Rob Gronkowski and Tom Brady have connected on 75 touchdown passes. It is the second-most connections between a quarterback and a tight end in NFL history and is fifth overall between quarterbacks and pass-catchers.

TOM BRADY BY THE NUMBERS

1.0

Tom Brady has the lowest interception percentage since 2015 with a 1.0 percentage. He has thrown just 17 interceptions on 1,637 pass attempts during that time.

5

Brady is the only QB with five Super Bowl wins. He joined Hall of Fame DL Charles Haley (5) as the only other NFL player with five Super Bowl wins.

8

Brady won his eighth conference title in 2017. He moved past DL Mike Lodish for the most Super Bowls played with seven in Super Bowl LI. Lodish played in six (four with Buffalo and two with Denver).

TOM BRADY BY THE NUMBERS (continued)

12

Brady played in his 12th conference championship game in 2017, the most in NFL history. Gene Upshaw and George Blanda (10) are second for most conference championship game appearances.

16

Brady set a Super Bowl record with 16 straight pass completions in Super Bowl XLVI vs. the New York Giants.

19

The longest streak of consecutive pass completions by Brady in a regular season game (Sept. 10, 2015 vs. Pittsburgh), a team record.

90.2

The percent of quarterback keepers converted by Brady (110 of 122) for first downs (84-of-92 on third-and-2 or less and 26-of-30 on fourth-and-2 or less).

505

Brady set a Super Bowl record with 505 passing yards in Super Bowl LII, breaking the record of 466 yards he set the previous year in Super Bowl LI.

4,577

Brady led the NFL in 2017 with 4,577 yards at age 40 to become the oldest player to lead the NFL. The previous oldest player to lead the league in passing was Fran Tarkenton with 3,468 yards in 1978 at age 38 with Minnesota.

THE KRAFT ERA

5

The number of Super Bowl championships the Patriots have won since Robert Kraft purchased the team in 1994. That mark is the highest total in the NFL over that span.

9

The number of conference championships the Patriots have won since Robert Kraft purchased the team in 1994, an NFL record for most conference championships as an owner.

17

The number of division championships won by the Patriots since Kraft purchased the team in 1994.

19

The number of playoff seasons earned by the Patriots in the 24 seasons since Robert Kraft purchased the team.

44

The number of playoff games the Patriots have appeared in since 1994, the most in the NFL. Green Bay has the second most with 36.

263

The number of consecutive home games that have been sold out, including all playoff and preseason games dating back to the 1994 season opener.

298

The number of games the Patriots have won since Robert Kraft purchased the franchise in 1994. Prior to Kraft's ownership, the team had won 225 total games in its entire 34-year history from 1960-93.

THE BELICHICK ERA

3

Bill Belichick (278 wins) is in third place on the NFL wins list.

4

Bill Belichick is the first coach to lead his team to four 500-point seasons (2007, 2010-12).

5

Bill Belichick has won five Super Bowls as a head coach, the most Super Bowl wins by a head coach in NFL history.

5

The number of 14-win seasons by Bill Belichick, the most among all NFL coaches.

11

Super Bowl LII was Belichick's 11th Super Bowl overall, including eight as a head coach and three as an assistant coach.



BILL BELICHICK

NEWS & NOTES



24TH SEASON AS HEAD COACH • 44TH NFL SEASON

Overall Record: 278-129 (.683) • **Regular Season:** 250-118 (.679) • **Postseason:** 28-11 (.718)

With Patriots overall (2000-17): 241-84 (.742)

Super Bowl Titles: 7 (86, 90, 01, 03, 04, 14, 16) • **Conf. Titles:** 11 (86, 90, 96, 01, 03, 04, 07, 11, 14, 16, 17)

Division Titles: 22 (75, 78, 86, 89, 90, 96, 98, 01, 03, 04, 05, 06, 07, 09, 10, 11, 12, 13, 14, 15, 16, 17)

Bill Belichick is the only head coach in NFL history to win five Super Bowl titles. He won more regular season games (123) and more games overall (136) during a 10-year stretch (2002-11) than any other coach in NFL history. In the 2007 season, Belichick led the Patriots to the fourth undefeated and untied regular season in NFL history and the first since the NFL established a 16-game schedule in 1978. His 44 consecutive years as an NFL coach are second in NFL history to 45 by Dick LeBeau.



HIGHEST WINNING PCT.

Bill Belichick has recorded 278 career wins, which is third in NFL history. Belichick owns a career winning percentage of .683 which is the highest all-time, in NFL history.

TOP WINNING PERCENTAGE AMONG HEAD COACHES WITH AT LEAST 160 WINS (INCL. POSTSEASON)

HEAD COACH	TEAM(S)	YEARS	W	L	T	PCT.
BILL BELICHICK	CLE/NE	1991-95, 2000-17	278	129	0	.683
George Halas	CHI	1920-29, 33-41, 46-55, 58-67	324	151	31	.682
Don Shula	BAL/MIA	1963-95	347	173	6	.666
Curly Lambeau	GB/CHI/WAS	1921-53	229	134	22	.630

NOTE: Winning percentage calculated using current NFL rules, counting a tie as a half-win, half-loss.

MOVING ON UP

Bill Belichick ranks third all-time in NFL history with 278 career wins.

MOST WINS NFL COACHES

HEAD COACH	TEAM(S)	YEARS	W	L	T
1. Don Shula	BAL/MIA	1963-95	347	173	6
2. George Halas	CHI	1920-29, 33-41, 46-55, 58-67	324	151	31
3. BILL BELICHICK	CLE/NE	1991-95, 2000-17	278	129	0
4. Tom Landry	DAL	1960-88	270	178	6
5. Curly Lambeau	GB/CHI/WAS	1921-53	229	134	22

WHAT TO LOOK FOR IN 2018

- ★ Belichick has an NFL-best five Super Bowl championships as a head coach. If he wins one more championship, he will join George Halas and Curly Lambeau as the only NFL coaches with six championships since the league began postseason play in 1933.
- ★ Belichick enters the 2018 season tied for third all-time with Tom Landry with 250 career regular season wins, behind Don Shula (328) and George Halas (318).
- ★ Belichick's 15 division titles are the most in NFL history. Don Shula and Tom Landry are second with 13 division crowns.
- ★ Belichick can extend his NFL record with a 10th consecutive division title. Four other coaches are tied for second with six straight division titles.
- ★ Belichick enters 2018 with 17-straight winning seasons, second-most behind Tom Landry with 20 (1966-85).
- ★ Belichick has 15 straight 10-win seasons, an NFL record. George Seifert is second with eight (1989-96).
- ★ Belichick owns the NFL record with 15 11-win seasons. Don Shula is second with 13.
- ★ Belichick has the NFL record with 12 12-win seasons. Don Shula is second with eight.
- ★ Belichick is the only head coach in NFL history with seven seasons of 13-plus wins. George Seifert is second with four 13-win seasons.
- ★ Belichick has five 14-win seasons, an NFL record. George Seifert is second with three 14-win seasons.

SUPER SUCCESS

Bill Belichick has won five Super Bowls, the most by a head coach.

MOST SUPER BOWL VICTORIES

HEAD COACH	TEAM	TITLES	SEASONS
Bill Belichick	New England	5	2001, 2003, 2004, 2014, 2016
Chuck Noll	Pittsburgh	4	1974, 1975, 1978, 1979
Joe Gibbs	Washington	3	1982, 1987, 1991
Bill Walsh	San Francisco	3	1981, 1984, 1988

NOTE: Sorted by most recent championship. Super Bowls have determined NFL champion since 1966.

11 SB APPEARANCES ARE A RECORD

Super Bowl LI was Bill Belichick's 11th Super Bowl in his career, the most appearances by an NFL coach in history.

MOST SUPER BOWL APPEARANCES AS A HEAD COACH OR ASSISTANT

HEAD COACH	SUPER BOWLS
Bill Belichick	11 (eight as a head coach)
Dan Reeves	7 (four as a head coach)
Don Shula	6 (six as a head coach)
Tom Landry	5 (five as a head coach)
Chuck Noll	5 (four as a head coach)
Marv Levy	5 (four as a head coach)



BILL BELICHICK

NEWS & NOTES

EIGHT CONFERENCE TITLES ARE THE MOST IN SUPER BOWL ERA

The 2017 AFC Championship was Bill Belichick's eighth conference championship, the most in NFL history during the Super Bowl era (since 1966).

MOST CONFERENCE CHAMPIONSHIPS BY A HEAD COACH IN SUPER BOWL ERA

HEAD COACH	TEAM	#	SEASONS	SUPER BOWL APPEARANCES
Bill Belichick	New England	8	2001, 2003, 2004, 2007, 2011, 2014, 2016, 2017	XXXVI, XXXVIII, XXXIX, XLII, XLVI, XLIX, LI, LII
Don Shula	Balt. Colts/Miami	6	1968, 1971, 1972, 1973, 1982, 1984	III, VI, VII, VIII, XVII, XIX
Tom Landry	Dallas	5	1970, 1971, 1975, 1977, 1978	V, VI, X, XII, XIII
Joe Gibbs	Washington	4	1982, 1983, 1987, 1991	XVII, XVIII, XXII, XXVI
Bud Grant	Minnesota	4	1969, 1973, 1974, 1976	IV, VII, IX, XI
Marv Levy	Buffalo	4	1990, 1991, 1992, 1993	XXV, XXVI, XXVII, XXVIII
Chuck Noll	Pittsburgh	4	1974, 1975, 1978, 1979	IX, X, XIII, XIV
Dan Reeves	Denver/Atlanta	4	1986, 1987, 1989, 1998	XXI, XXII, XXIV, XXIII

ELITE COMPANY

Bill Belichick is one of four NFL head coaches to win five or more championships since the league began postseason play in 1933, but the only one to win five Super Bowls. Belichick can join George Halas and Curly Lambeau as the only coaches with six titles with a victory in Super Bowl LII.

HEAD COACHES WITH FOUR OR MORE NFL TITLES

COACH	NFL TITLES	CHAMPIONSHIP TEAMS
George Halas	6	Chicago Bears (1921, 33, 40, 41, 46, 63)
Curly Lambeau	6	Green Bay Packers (1929, 30, 31, 36, 39, 44)
Bill Belichick	5	Patriots (SB XXXVI, XXXVIII, XXXIX, XLIX, LI)
Vince Lombardi	5	Green Bay Packers (1961, 62, 65, SB I, II)

POSTSEASON APPEARANCES

Belichick coached in his NFL record 37th postseason game in the 2017 AFC Divisional Playoff game against Tennessee to move past Tom Landry and Don Shula. He has now coached in 39 postseason games.

MOST POSTSEASON GAMES AS A HEAD COACH

Head Coach	GAMES
Bill Belichick (Cleveland/New England)	39
Tom Landry (Dallas)	36
Don Shula (Baltimore/Miami)	36
Chuck Noll (Pittsburgh)	24
Mike Holmgren (Green Bay/Seattle)	24
Joe Gibbs (Washington)	24

12 CONFERENCE CHAMPIONSHIP GAMES

Belichick reached his 12th conference championship game as a head coach in 2017 to extend his record for the most since the 1970 merger.

HEAD COACH	CONFERENCE CHAMPIONSHIPS
Bill Belichick	12
Tom Landry	10
Don Shula	7
Chuck Noll	7
John Madden	6
Bill Cowher	6

MOST POSTSEASON WINS

Belichick earned his NFL-record 21st postseason victory after defeating the Indianapolis Colts in the AFC Championship Game on Jan. 18, 2015.

MOST PLAYOFF WINS BY AN NFL HEAD COACH

COACH	TEAM	WINS
Bill Belichick	Cleveland Browns/New England Patriots	28
Tom Landry	Dallas Cowboys	20
Don Shula	Baltimore Colts/Miami Dolphins	19
Joe Gibbs	Washington Redskins	17
Chuck Noll	Pittsburgh Steelers	16

BEST POSTSEASON RECORDS IN NFL HISTORY

(Minimum 10 Games)

HEAD COACH	TEAM	W	L	PCT
Vince Lombardi	Green Bay/Washington	9	1	.900
Tom Flores	Oakland	8	3	.727
Bill Belichick	Cleveland/New England	28	11	.718
Bill Walsh	San Francisco	10	4	.714
Joe Gibbs	Washington	17	7	.708
Jimmy Johnson	Dallas/Miami	9	4	.692

POSTSEASON APPEARANCES

Bill Belichick has led his teams to 16 postseason berths, which is third all-time among NFL head coaches.

NFL HEAD COACHES WITH THE MOST POSTSEASON BERTHS

Don Shula - 19
Tom Landry 18
Bill Belichick - 16

DIVISION TITLES RECORD

Belichick guided the Patriots to the AFC East title in 2017. His 15 division titles are the most by a head coach in NFL history. Shula and Tom Landry are second with 13 titles.



BILL BELICHICK

NEWS & NOTES

MOST CONSECUTIVE DIVISION TITLES

Belichick is the first NFL coach to lead his team to nine consecutive division titles after claiming the title in 2017. Paul Brown (1950-55), Tom Landry (1966-71), Bud Grant (1973-78) and Chuck Noll (1974-79) led their teams to six straight titles.

NFL COACHES WITH THE MOST CONSECUTIVE DIVISION TITLES

Head Coach	Teams	Consecutive Division Titles
Bill Belichick	Patriots	9 (2009-2017)
Paul Brown	Cleveland	6 (1950-1955)
Tom Landry	Dallas	6 (1966-1971)
Bud Grant	Minnesota	6 (1973-1978)
Chuck Noll	Pittsburgh	6 (1974-1979)

SUPER COMEBACK

Belichick coached the Patriots back from a 25-point deficit to win Super Bowl LI. A comeback of that magnitude is extremely rare. There had been 2,656 games where a team led by 25 points or more in NFL history, including the postseason. Teams leading by 25 have recorded 2,647 wins, 7 losses and 2 ties, a winning percentage of .997.

BELICHICK'S PATRIOTS RENAISSANCE

Once head coach Bill Belichick implemented his coaching design on the Patriots, his approach has given him the best record of any NFL head coach who has coached over 40 games since 2001 (including the postseason).

NFL COACHES' RECORDS SINCE 2001

COACH	TEAM	W	L	T	PCT.
Bill Belichick	New England	236	73	0	.764
Tony Dungy	Tampa Bay/Indianapolis	101	41	0	.711
Jim Harbaugh	San Francisco	49	22	1	.688
Bill Cowher	Pittsburgh	70	35	1	.665
Mike Tomlin	Pittsburgh	124	68	0	.646
Mike McCarthy	Green Bay	131	78	1	.626
Pete Carroll	Seattle	88	53	1	.623
Mike Martz	St. Louis	46	29	0	.613
Bruce Arians	Arizona	50	32	1	.608
Dan Quinn	Atlanta	31	20	0	.608
Andy Reid	PHIL/KC	177	116	1	.604
Sean Payton	New Orleans	112	76	0	.596

3X COACH OF THE YEAR

The Associated Press named Bill Belichick the NFL's Coach of the Year in 2010, the third time that Belichick earned the honor. He was also named Coach of the Year following the 2003 and 2007 seasons, joining Don Shula (4-time winner) and Chuck Knox as the only three-time winners.

ABOVE THE CENTURY MARK

Bill Belichick has an overall record of 278-129. He joins Don Shula and George Halas as the only coaches with 100 more wins than losses.

MOST WINS NFL COACHES

HEAD COACH	TEAM(S)	W	L	T
Don Shula	BAL, MIA	347	173	6
George Halas	Chicago	324	151	31
Bill Belichick	CLE, NE	278	129	0

200 WINS WITH PATS

Belichick now has 214 career regular season wins with the Patriots, the fourth most regular season wins with one team.

NFL HEAD COACHES WITH THE MOST WINS WITH ONE TEAM

Coach	Team	W	L	T
George Halas	Chicago	318	148	31
Don Shula	Miami	257	133	2
Tom Landry	Dallas	250	162	6
Bill Belichick	Patriots	214	74	0
Curly Lambeau	Green Bay	209	104	21
Chuck Noll	Pittsburgh	193	148	1

BETTER THAN AVERAGE

Belichick has led the Patriots to 17 straight seasons with a winning record (2001-2017), second all-time behind Tom Landry (1966-85), whose Dallas Cowboys accomplished the feat 20 times from 1966-85.

MOST CONSECUTIVE SEASONS WITH A WINNING RECORD

HEAD COACH	TEAM	YEARS
Tom Landry	Dallas	20 - 1966-1985
Bill Belichick	New England	17 - 2001-2017
Curly Lambeau	Green Bay	14 - 1934-1947
Curly Lambeau	Green Bay	12 - 1921-1932
George Halas	Chicago	10 - 1933-1942
John Madden	Oakland	10 - 1969-1978

CAREER MILESTONE FOR BELICHICK

Belichick is just the sixth NFL head coach to reach 200 career regular-season victories and his 250 regular season wins are tied with Tom Landry for the third-most regular season wins all-time.

Head Coach	Teams	W	L	T
Don Shula	Colts/Dolphins	328	156	6
George Halas	Bears	318	148	6
Bill Belichick	Browns/Patriots	250	118	0
Tom Landry	Cowboys	250	162	6
Curly Lambeau	Packers/Cardinals/Redskins	226	132	22

BELICHICK'S DIVISIONAL SUCCESS

HEAD COACHES WITH THE HIGHEST WINNING PERCENTAGE AGAINST DIVISION OPPONENTS (SINCE 1970 - MINIMUM 60 GAMES)

Head Coach	Teams	W	L	T	Win Pct.
Mike McCarthy	Green Bay	50	21	1	.701
George Allen	LA Rams/Washington	42	18	2	.700
Bud Grant	Minnesota	69	31	1	.688
Tom Landry	Dallas	101	46	0	.687
Bill Belichick	Cleveland/New England	99	51	0	.666
Marty Schottenheimer	CLE/KC/SD/WAS	95	51	0	.651

THE HEAD COACHES WITH THE MOST WINS AGAINST DIVISION OPPONENTS SINCE 1970

Head Coach	Teams	Wins vs. Div. Opponents
Don Shula	Miami	132
Tom Landry	Dallas	101
Bill Belichick	CLE/NE	99
Dan Reeves	DEN/NYG/ATL	95
Marty Schottenheimer	CLE/KC/SD/WAS	95


500+ FOR THREE STRAIGHT YEARS

Belichick is the first head coach in NFL history to lead a team to three straight 500-point seasons (2010-12) and four overall (2007-589, 2010-518, 2011-513 and 2012-557). St. Louis is the only other team to have done it three times (1999-526, 2000-540, 2001-503).



TOM BRADY

NEWS & NOTES



CAREER NOTES

Tom Brady has quarterbacked the Patriots to victories in 196 of his 251 career regular-season starts, compiling a .781 winning percentage and giving him the best record of any quarterback in the Super Bowl era (since 1966). Brady's 155 career wins in his first 200 starts are the most in NFL history. Peyton Manning is second with 136 wins in his first 200 career starts.

RECORDING SUCCESS

TOP WINNING PERCENTAGE IN SUPER BOWL ERA (Since 1966, Minimum 50 Starts, Regular Season Only)

Player	Team(s)	Years	W	L	T	Pct.
TOM BRADY	NE	2000-17	196	55	0	.781
Roger Staubach	DAL	1969-79	85	29	0	.746
Joe Montana	SF/KC	1979-94	117	47	0	.713

ACTIVE QUARTERBACKS WINNING PERCENTAGE

Minimum 32 Starts (two full seasons), Regular Season Only

Quarterback	Team(s)	W	L	T	Pct.
TOM BRADY	NE	196	55	0	.781
Russell Wilson	SEA	65	30	1	.682
Ben Roethlisberger	PIT	135	63	0	.682
Aaron Rodgers	GB	94	48	0	.662
Andrew Luck	IND	43	27	0	.614
Matt Ryan	ATL	95	63	0	.601
Joe Flacco	BAL	92	62	0	.597
Andy Dalton	CIN	63	44	2	.587
Alex Smith	SF/KC	88	62	1	.586
Cam Newton	CAR	62	45	1	.579
Drew Brees	SD/NO	142	106	0	.573

12 AFC CHAMPIONSHIP GAME APPEARANCES

The Patriots have reached 12 conference championship games in the Tom Brady - Bill Belichick era (since 2001 with Brady starting at QB). The Patriots have made 12 title games in the 16 seasons with Brady as the starter.



WHAT TO LOOK FOR IN 2018

- ★ If Brady reaches 30 or more touchdowns passes in 2018, he will become just the fourth player in NFL history with 30 or more touchdown passes in eight seasons, joining Brett Favre (9), Peyton Manning (9) and Drew Brees (9).
- ★ Brady is tied with Peyton Manning, Drew Brees and Aaron Rodgers with four seasons with 35 or more touchdowns and needs to reach 35 touchdowns in 2018 for his fifth season with 35 or more touchdowns, for the most in NFL history.
- ★ Brady has passed for 4,000 yards nine times in his career and if he reaches 4,000 yards in 2018, he will be the third player to reach ten seasons with 4,000 yards, joining Peyton Manning (14) and Drew Brees (12).
- ★ Brady led the NFL with 36 touchdowns passes in 2015, his fourth time leading the NFL in passing touchdowns. He tied Drew Brees, Len Dawson, Brett Favre, Peyton Manning, Johnny Unitas and Steve Young for most seasons leading the NFL in touchdown passes.
- ★ Brady has 223 career victories (regular season and postseason) and needs three wins in 2018 to move past Adam Vinatieri (225) for the most wins all-time by an NFL player.
- ★ Brady enters 2018 with 13 regular-season wins at age 40 or older, tied with Brett Favre for the NFL record.
- ★ Brady enters the 2018 season with 559 touchdowns overall (488 in the regular season and 71 in the postseason) and needs 21 touchdown passes in 2018 to move past Peyton Manning to become the all-time leader in touchdown passes.
- ★ Brady has thrown touchdowns to 68 different players in his career, two behind Vinny Testaverde's NFL-record 70 different TD targets.
- ★ Brady enters the 2018 season tied with Drew Brees for third all-time with 488 regular season touchdowns and needs 12 touchdowns to become the third player to reach 500 touchdowns. He would join (Peyton Manning-539) and (Brett Favre-508).

WHAT TO LOOK FOR IN 2018 (CONT.)

- ★ Brady enters the 2018 season with 66,159 career passing yards. He needs 3,841 yards this season to become the fourth QB in NFL history with 70,000 career passing yards.
- ★ Brady has 82 300-yard games and needs eight more to become the third NFL player with 90 300-yard games, joining Drew Brees (109) and Peyton Manning (93).
- ★ Brady is tied with seven other NFL players with two games with six or more touchdowns and needs one 6-TD game to tie Peyton Manning, who had three games with six or more touchdowns.
- ★ Tom Brady has won 30 Player of the Week awards to set the NFL record for the most Player of the Week honors, and he also leads with 10 Player of the Month honors.
- ★ Brady leads the NFL with 55 career games with three touchdown passes and no interceptions.
- ★ Brady has started 251 regular season games at quarterback. If he starts all 16 games in 2018 he will move past Peyton Manning (265) and be second all-time with 267 starts, behind Brett Favre (298).
- ★ Brady has played in 253 regular season games entering the 2018 season, which is fifth all-time among NFL quarterbacks. If he plays in all 16 games in 2018 he will move into third place all-time with 269 games played among NFL quarterbacks, behind George Blanda (340) and Brett Favre (302).
- ★ Brady is entering his 19th season in 2018 with the Patriots. He joins Jim Marshall (19-Minnesota), Bruce Matthews (19-Houston/Tennessee), Darrell Green (20-Washington), Jackie Slater (20-LA Rams) and Jason Hanson (21-Detroit) as the only players with at least 19 seasons played with one NFL team.
- ★ Brady (13) needs one more Pro Bowl berth to join Tony Gonzalez (14), Peyton Manning (14), Bruce Matthews (14) and Merlin Olsen (14) as the only NFL players with at least 14 Pro Bowl berths.



TOM BRADY

NEWS & NOTES

ALL-TIME WINS LEADER

MOST CAREER WINS BY A STARTING NFL QUARTERBACK (REGULAR AND POSTSEASON)

Quarterback	Teams	Wins
Tom Brady	NE	223 (196 reg. season/27 postseason)
Peyton Manning	IND/DEN	200 (186 reg. season/14 postseason)
Brett Favre	ATL/GB/NYJ/MIN	199 (186 reg. season/13 postseason)
John Elway	DEN	162 (148 reg. season/14 postseason)

MOST GAMES OVER .500 (INCLUDING PLAYOFFS)

Games Over .500	Quarterback	W	L	T
158	Tom Brady	223	65	0
108	Peyton Manning	200	92	0

NEARING OVERALL WINS MARK

Brady's 223 career wins are an NFL record by a quarterback and second all-time behind Adam Vinatieri.

MOST WINS BY AN NFL PLAYER (INCLUDING POSTSEASON)

Player	Wins
Adam Vinatieri	225
Tom Brady	223
George Blanda	218
Jerry Rice	211
Gary Anderson	210
Peyton Manning	201
Brett Favre	201
Morten Andersen	194

PILING UP THE WINS

MOST REGULAR SEASON WINS BY A QB IN NFL HISTORY (REGULAR SEASON ONLY)

RK	Name	W	L	T	PCT.
1.	Tom Brady	196	55	0	.781
2t.	Brett Favre	186	112	0	.624
2t.	Peyton Manning	186	79	0	.702
4.	John Elway	148	82	1	.643
5.	Dan Marino	147	93	0	.613
6.	Drew Brees	142	106	0	.573
7.	Ben Roethlisberger	135	63	0	.682
8.	Fran Tarkenton	124	109	6	.531
9.	Johnny Unitas	119	64	4	.647
10.	Joe Montana	117	47	0	.713
11.	Eli Manning	111	103	0	.519
12.	Terry Bradshaw	107	51	0	.677
13.	Philip Rivers	106	86	0	.552
14.	Warren Moon	102	101	0	.510

MVP AWARDS

Brady was named the 2017 MVP for the third time in his career. He is one of four NFL players to win the honor at least three times.

MOST ASSOCIATED PRESS NFL MVP AWARDS

MVP Awards	Player	Years
5	Peyton Manning	2003, 04, 08, 09, 13
3	Tom Brady	2007, 10, 17
3	Brett Favre	1995, 96
3	Johnny Unitas	1959, 64, 67

NFL FRANCHISE WINS LEADER

Brady has 196 career regular season wins with the Patriots, the most by a starting quarterback with one team. Brady set the record with his 161st win in his 208th game, breaking Brett Favre's record of 160 wins with the Packers (253 starts).

MOST WINS AS A STARTING QB FOR ONE TEAM

Player	Wins	Team
Tom Brady	196	New England
Brett Favre	160	Green Bay
John Elway	148	Denver
Dan Marino	147	Miami
Peyton Manning	141	Indianapolis

RECORD TITLE HOLDER

Tom Brady extended his NFL record with a 15th division championship in 2017.

Quarterback	Career Division Titles
Tom Brady	15
Peyton Manning	12
Joe Montana	9

BRADY'S COMEBACKS

Brady has engineered 54 career game-winning performances to lead his team to a victory from a fourth quarter deficit or tie.

DATE	OPP.	SCORE	TIME REMAINING		PASSING STATISTICS					
			IN REG.	ATT	CMP	YDS	TD	INT	FINAL	
01/21/18	JAC#	10-20	14:52	14	9	138	2	0	24-20	
12/17/17	at PIT	16-24	15:00	8	4	75	0	0	27-24	
09/24/17	HOU	28-33	2:24	7	5	93	1	0	36-33	
02/05/17	ATL**	9-28	15:00	27	21	246	1	0 [ot]	34-28	
11/27/16	at NYJ	13-17	10:17	15	10	132	1	0	22-17	
11/15/15	at NYG	17-23	15:00	18	11	193	1	1	27-26	
10/25/15	NYJ	16-17	15:00	17	14	150	2	0	30-23	
02/01/15	SEA**	14-24	15:00	15	13	124	2	0	28-24	
01/10/15	BAL*	28-28	15:00	8	9	72	1	0	35-31	
12/21/14	at NYJ	10-13	15:00	6	3	26	0	1	17-13	
12/07/14	at SD	13-14	15:00	8	7	112	1	0	23-14	
12/08/13	CLE	3-19	15:00	20	16	142	2	0	27-26	
12/01/13	at HOU	21-24	15:00	12	8	87	0	0	34-31	
11/24/13	DEN	21-24	15:00	19	12	100	1	0 [ot]	34-31	
10/13/13	NO	23-27	1:13	5	7	70	1	0	30-27	
09/08/13	at BUF	20-21	4:31	7	7	36	0	0	23-21	
10/21/12	NYJ	23-26	1:37	9	13	95	0	0 [ot]	29-26	
09/30/12	at BUF	21-21	15:00	7	4	78	2	0	52-28	
01/22/12	BAL#	16-20	15:00	6	3	20	0	1	23-20	
12/24/11	MIA	17-17	15:00	11	8	120	0	0	27-24	
10/16/11	DAL	13-16	5:13	9	11	87	1	0	20-16	
12/19/10	GB	21-27	13:49	6	5	82	1	0	31-27	
11/25/10	at DET	24-24	15:00	5	5	86	2	0	45-24	
10/17/10	BAL	10-20	14:53	24	16	156	1	1 [ot]	23-20	
09/14/09	BUF	13-24	5:32	13	11	112	2	0	25-24	
12/29/07	at NYG	23-28	15:00	12	8	130	1	0	38-35	
12/03/07	at BAL	17-24	14:25	17	7	113	1	0	27-24	
11/25/07	PHI	24-28	15:00	16	11	109	0	0	31-28	
11/04/07	at IND	10-20	9:42	10	8	144	2	0	24-20	
01/14/07	at SD*	13-21	8:35	14	9	122	1	1	24-21	
12/03/06	DET	13-21	13:07	15	14	101	0	0	28-21	
11/26/06	CHI	10-10	14:46	7	6	98	1	0	17-13	
09/10/06	BUF	14-17	15:00	6	3	58	0	1	19-17	
11/13/05	at MIA	15-16	2:53	2	2	76	1	0	23-16	
10/30/05	BUF	7-16	10:07	4	4	69	0	0	21-16	
10/09/05	at ATL	28-28	3:52	2	2	17	0	0	31-28	
09/25/05	at PIT	10-13	14:19	12	12	167	0	0	23-20	
02/06/05	PHI**	14-14	15:00	4	2	33	0	0	24-21	
10/03/04	at BUF	17-17	15:00	4	2	8	1	0	31-17	
02/01/04	CAR**	29-29	1:08	5	4	47	0	0	32-29	
01/10/04	TEN*	14-14	15:00	11	6	27	0	0	17-14	
11/30/03	at IND	31-31	10:21	6	3	31	1	0	38-34	
11/23/03	at HOU	13-20	3:11	14	10	133	1	0 [ot]	23-20	
11/03/03	DEN	23-26	2:51	4	5	58	1	0	30-26	
10/19/03	at MIA	13-13	15:00	10	7	147	1	0 [ot]	19-13	
10/05/03	TEN	24-27	4:40	1	1	15	0	0	38-30	
12/29/02	MIA	13-24	4:59	13	8	69	1	0 [ot]	27-24	
11/10/02	at CHI	19-30	5:16	14	9	116	2	0	33-30	
09/22/02	KC	38-38	0:00	5	4	46	0	0 [ot]	41-38	
02/03/02	STL**	17-17	1:21	8	5	53	0	0	20-17	
01/19/02	OAK*	3-13	15:00	27	20	138	0	0 [ot]	16-13	
12/16/01	at BUF	6-9	5:57	13	9	116	0	0 [ot]	12-9	
12/02/01	at NYJ	14-16	15:00	7	6	56	0	0	17-16	
10/14/01	SD	16-26	8:48	18	13	130	1	0 [ot]	29-26	

^Statistics are from the time noted until the end of the game * Divisional Playoffs ** Super Bowl

#AFC Championship



TOM BRADY

NEWS & NOTES

42 GAME-WINNING DRIVES

Brady has 42 game-winning drives in the fourth quarter or overtime in the regular season.

MOST GAME WINNING DRIVES IN THE FOURTH QUARTER OR OVERTIME (REGULAR SEASON SINCE 1970)

Player	Team(s)	4th Qtr Game-Winning Drives
1. Peyton Manning	IND/DEN	54
2. Dan Marino	Miami	47
3. Brett Favre	GB/NYJ/MIN	43
4. Tom Brady	New England	42
5. Drew Brees	SD/NO	41
6. John Elway	Denver	40
7. Warren Moon	HOU/MIN/SEA/KC	35

COMEBACK KID

MOST WINS BY A QB AFTER TRAILING BY 10+ POINTS - SINCE 2000 (INCLUDING POSTSEASON)

Player	Wins
Tom Brady	31
Peyton Manning	26
Eli Manning	20
Ben Roethlisberger	18
Drew Brees	18

BRADY EXTENDS DIVISION TITLE MARK

Brady extended his NFL record by leading the Patriots to their ninth straight division title in 2017.

NFL RECORD FOR MOST CONSECUTIVE DIVISION TITLES BY A STARTING QB

Player	Team	Consecutive Division Titles
Tom Brady	Patriots	9 (2009-2017)
Terry Bradshaw	Steelers	6 (1974-1979)
Fran Tarkenton	Vikings	6 (1973-1978)

NFL RECORD FOR MOST DIVISION TITLES

Player	Career Division Titles
Tom Brady	15
Peyton Manning	12
Joe Montana	9
Brett Favre	8
Terry Bradshaw	7
John Elway	7

A WINNING COMPARISON

Tom Brady has won 27 postseason games. Only five NFL franchises have won more playoff games than Brady: Pittsburgh (36), New England, Dallas and Green Bay (34) and San Francisco (30).

Additionally, Tom Brady and Bill Belichick have more playoff wins (27) than the Browns, Cardinals and Lions (25) in their combined seasons of existence.

TOM BRADY'S RECORD AS A STARTER

	REG. SEASON	PLAYOFFS	TOTAL
Overall	196-55	27-10	223-65
Home:	107-18	19-4	126-22
Road:	89-37	8-6*	97-43
By Yardage Total			
Less than 200:	37-16	4-1	41-17
200-299:	91-25	13-5	103-30
300 or more:	68-14	10-4	78-18
Other Records			
On Artificial Turf:	123-19	16-6	139-25
Temp Below 40:	40-6	14-2	54-8
Thanksgiving or later:	74-18	27-10	101-28
Leading at Halftime:	152-17	18-4	170-21
Leading after 3 Qtrs:	164-10	17-3	181-13
Overtime:	9-4	2-0	11-4
Passer rating >100.0:	111-7	14-1	125-8

*Includes eight Super Bowls at neutral sites

LATE GAME WINNER

Brady now has eight career games in which he threw a game-winning touchdown pass in the final minute of the game to turn a Patriots deficit into a Patriots win.

11/10/02 at Chicago* W 33-30

The Patriots trailed 30-25 when Brady threw a 20-yard touchdown to David Patten with 21 seconds left to give the Patriots a 33-30 win.

*Champaign, Ill.

11/3/03 at Denver W 30-26

The Patriots trailed 26-23 when Brady threw an 18-yard touchdown to David Givens with 30 seconds left to give the Patriots a 30-26 win.

12/3/07 at Baltimore W 27-24

The Patriots trailed 24-20 when Brady threw an 8-yard touchdown to Jabar Gaffney with 44 seconds left to give the Patriots a 27-24 win.

9/14/09 vs. Buffalo W 25-24

The Patriots trailed 24-19 when Brady threw a 16-yard touchdown to Ben Watson with 50 seconds left to give the Patriots a 25-24 win.

10/16/11 vs. Dallas W 20-16

The Patriots trailed 16-13 when Brady threw an 8-yard touchdown pass to Aaron Hernandez with 22 seconds left to give the Patriots a 20-16 win.

10/13/13 vs. New Orleans W 30-27

The Patriots trailed 27-23 when Brady threw a 17-yard touchdown pass to Kenbrell Thompson with five seconds left to give the Patriots a 30-27 win.

12/08/13 vs. Cleveland W 27-26

The Patriots trailed 26-21 when Brady threw a 1-yard touchdown pass to Danny Amendola with 31 seconds left to give the Patriots a 27-26 win.

09/24/17 vs. Houston W 36-33

The Patriots trailed 33-28 with 2:24 to play when Brady threw a 25-yard touchdown pass to WR Brandin Cooks with 23 seconds to play to give the Patriots the lead and then added a two-point play to Cooks for a 36-33 victory.

A WINNING COMPARISON

Tom Brady's career record is sterling no matter which division or conference foe he is facing.

Record vs. AFC East:	75-19
Record vs. rest of AFC:	73-22
Record vs. NFC:	49-14

WINNINGEST COACH/QB TANDEM

Bill Belichick and Tom Brady have the best winning percentage and most wins for a head coach/starting quarterback tandem since the 1970 merger.

WINNINGEST COACH/QB TANDEM SINCE 1970 (REGULAR SEASON ONLY - BY WINNING PERCENTAGE)

Quarterback/Head Coach	Team	W	L	T	Pct.
Tom Brady/Bill Belichick	NE	196	55	0	.781
Peyton Manning/Tony Dungy	IND	85	27	0	.759
Ken Stabler/John Madden	OAK	60	19	1	.756

WINNINGEST COACH/QB TANDEM SINCE 1970 (REGULAR SEASON ONLY - BY VICTORIES)

Quarterback/Head Coach	Team	W	L	T	Pct.
Tom Brady/Bill Belichick	NE	196	55	0	.781
Dan Marino/Don Shula	MIA	116	68	0	.630
Terry Bradshaw/Chuck Noll	PIT	107	51	0	.677

MOST WINS IN 200 STARTS

Brady had 155 career regular season wins in his first 200 regular season starts (.775 win pct.). Peyton Manning is second with 136 victories in his first 200 starts.

MOST WINS BY A STARTING QB THROUGH 200 REGULAR SEASON STARTS

Quarterback	Wins Through 200 Starts
Tom Brady	155
Peyton Manning	136
Dan Marino	125
John Elway	124



TOM BRADY

NEWS & NOTES

NO PLACE LIKE HOME

Brady made his 100th career home start against Chicago on Oct. 26, 2014. The win over Chicago gave Brady an 87-13 home record in his first 100 home starts, the best in NFL history since the merger for a quarterback with at least 50 starts. He owns the best regular-season and overall record at home for a quarterback in NFL history.

BEST HOME REGULAR SEASON STARTING RECORDS (MINIMUM 40 STARTS)

Player	W	L	PCT.
Tom Brady	107	18	(.856)
Terry Bradshaw	67	12	(.848)
Roger Staubach	49	10	(.831)
John Elway	95	23	(.805)
Aaron Rodgers	56	14	(.800)
Joe Flacco	58	19	(.753)

BEST HOME STARTING RECORDS (INCLUDING POSTSEASON)

PLAYER	TEAM(S)	W	L	T	PCT.
Tom Brady	NE	126	21	0	.857
Terry Bradshaw	PIT	75	14	0	.843
John Elway	DEN	104	25	0	.806

BEST HOME REGULAR SEASON STARTING RECORD IN FIRST 100 STARTS

Player	W	L	PCT.
Tom Brady	87	13	(.870)
Brett Favre	82	18	(.820)
John Elway	77	23	(.770)
Peyton Manning	74	26	(.740)

HOME FIELD ADVANTAGE I

Brady won his 100th regular season at Gillette Stadium on Dec. 24, 2017, when the Patriots beat Buffalo, 37-16. He is the only NFL quarterback with 100 wins in a stadium. He now has 101 wins at Gillette Stadium. John Elway is next with 95 wins at Mile High stadium.

HOME FIELD ADVANTAGE II

Brady is 70-8 overall at home in the regular season since 2007. That is more wins than five teams have (home and away) combined during that span.

Tampa Bay - 68
Oakland - 66
Jacksonville - 63
Los Angeles Rams - 57
Cleveland - 48

HOME COOKIN'

The quarterbacks with the most regular season touchdown passes at a single stadium in NFL history:

Player	Team	Stadium	TD Passes
Drew Brees	New Orleans	Mercedes-Benz Superdome	231
Tom Brady	New England	Gillette Stadium	229
Brett Favre	GB/MIN	Lambeau Field	214

ROAD WINNER

The win over Denver on Nov. 12, 2017 was Brady's 86th road victory, breaking a tie with Peyton Manning (85) for the most in NFL history. Brady now has 89 road wins, including a 7-1 road record in 2017.

BRADY UNDEFEATED AGAINST 7

Brady is undefeated against seven teams - Atlanta (5-0), Chicago (4-0), Dallas (4-0), Detroit (4-0), Jacksonville (5-0), Minnesota (4-0) and Tampa Bay (4-0). Brady is most successful against Buffalo, with a 28-3 career record and the non-divisional team he has beaten the most is Indianapolis (10-3).

BRADY BEATS BUFFALO

Brady owns a 28-3 record against the Buffalo Bills. Brady's 28 wins are most ever by a quarterback against a single team.

MOST WINS BY A STARTING QUARTERBACK AGAINST AN OPPONENT (REGULAR SEASON)

Player	Wins
Tom Brady	28 wins against Buffalo
Brett Favre	26 wins against Detroit
Tom Brady	25 wins against New York Jets
Brett Favre	23 wins against Chicago
Dan Marino	22 wins against Indianapolis

ONE OF FOUR WITH 500 TOTAL TDS

Brady is second in NFL history in all-time touchdown passes (regular season and playoffs) and ranks first for most touchdowns with one team.

ALL-TIME TOUCHDOWN PASS LEADERS (INCLUDING PLAYOFFS)

Player	Years	Team(s)	Total TD	Reg. Season	Playoffs
Peyton Manning	1998-2015	IND/DEN	579	539	40
Tom Brady	2000-Present	NE	559	488	71
Brett Favre	1991-2010	ATL/GB/NYJ/MIN	552	508	44
Drew Brees	2001-present	SD/NO	517	488	29
Dan Marino	1983-1999	MIA	452	420	32
Ben Roethlisberger	2004-present	PIT	359	329	30
Eli Manning	2004-present	NYG	357	339	18
Fran Tarkenton	1961-1978	MIN/NYG	353	342	11
Philip Rivers	2004-present	LA Chargers	353	342	11
Aaron Rodgers	2005-present	GB	349	313	36

MOST TOUCHDOWN PASSES WITH ONE TEAM (INCLUDING PLAYOFFS)

Player	Years	Team(s)	Total TD	Reg. Season	Playoffs
Tom Brady	2000-Present	NE	559	488	71
Brett Favre	1992-2007	GB	481	442	39
Dan Marino	1983-1999	MIA	452	420	32
Drew Brees	2006-present	NO	435	408	27
Peyton Manning	1998-2010	IND	428	399	29

NEARING 500-TD CLUB

Tom Brady is tied for third in NFL history with 488 career touchdown passes.

MOST CAREER TOUCHDOWN PASSES (REGULAR SEASON ONLY) BOLD ACTIVE PLAYERS

Rank	Player	Touchdowns
1.	Peyton Manning	539
2.	Brett Favre	508
3t.	Tom Brady	488
3t.	Drew Brees	488
5.	Dan Marino	420



65,000 YARDS

Tom Brady (66,159) became the fourth NFL player to reach 65,000 passing yards and is fourth all-time on the NFL's passing list. He reached 65,000 passing yards in the win at Buffalo on Dec. 3, 2017

Player	Passing yards
1. Peyton Manning	71,940
2. Brett Favre	71,838
3. Drew Brees	70,445
4. Tom Brady	66,159
5. Dan Marino	61,361
6. Eli Manning	51,682
7. John Elway	51,475
8. Ben Roethlisberger	51,065
9. Philip Rivers	50,348
10. Warren Moon	49,325



TOM BRADY

NEWS & NOTES

THIRD IN TOTAL YARDS

Brady sits third all-time in NFL history with a combination of passing yards in regular season and postseason as well as regular-season rushing yards and playoff rushing yards as well as receiving yards.

NFL ALL-TIME LEADERS FOR TOTAL YARDS (REGULAR AND POSTSEASON)

Player	Total Yards
Peyton Manning	79,978
Brett Favre	79,602
Tom Brady	77,552
Drew Brees	75,505
Dan Marino	65,953

THIRD-BEST QB RATING

Brady owns the third-highest QB rating in NFL history

PLAYER	YEARS	TEAM	RATING
Aaron Rodgers	2005-17	Green Bay	103.8
Russell Wilson	2012-17	Seattle	98.8
Tom Brady	2000-17	New England	97.6
Tony Romo	2004-16	Dallas	97.1
Steve Young	1985-99	TB/SF	96.8
Drew Brees	2001-17	SD/NO	96.7
Peyton Manning	1998-15	IND/DEN	96.5
Kirk Cousin	2012-17	Washington	94.8

BRADY 300-YARD GAMES

Brady has 82 NFL games with 300 or more yards passing and the Patriots are 68-14 in those games. He is one of three players with at least 80 300-yard games.

NFL QUARTERBACK 300-YARD GAMES (* ACTIVE)

Player	300-Yard Games
Drew Brees*	109
Peyton Manning	93
Tom Brady*	82
Dan Marino	63
Brett Favre	62
Philip Rivers*	57

Brady had a career-best 11 300-yard games in the 2011 season, tied for third in NFL history behind Drew Brees (13 in 2011) and Peyton Manning (12 in 2013).

FOURTH TO REACH 5,000 COMPLETIONS

Brady has the fourth-most completions by an NFL quarterback.

MOST PASS COMPLETIONS IN NFL HISTORY

1. Brett Favre	6,300
2. Drew Brees	6,200
3. Peyton Manning	6,125
4. Tom Brady	5,629
5. Dan Marino	4,967

FOUR 35-TD SEASONS

Brady, who led the NFL in 2015 with 36 touchdowns, is one of four NFL quarterbacks with at least 35 touchdowns passes in four different seasons.

QBS WITH THE MOST 35+ PASSING TOUCHDOWNS IN NFL HISTORY

PLAYER	35+ TD SEASONS
Tom Brady	4 (50-2007, 36-2010, 39-2011, 36-2015)
Peyton Manning	4 (49-2004, 37-2012, 55-2013, 39-2014)
Drew Brees	4 (46-2011, 43-2012, 39-2013, 37-2016)
Aaron Rodgers	4 (45-2011, 39-2012, 38-2014, 40-2016)
Brett Favre	3 (38-1995, 39-1996, 35-1997)

SEVEN 30-TD SEASONS

Brady has seven 30-touchdown seasons overall. The only other Patriots quarterback to have a 30-touchdown season was Vito "Babe" Parilli in 1964 when he led the AFL with 31. Brady is one of four quarterbacks in NFL history to have 30 or more touchdown passes in at least seven seasons and one of six quarterbacks in NFL history with three or more straight seasons with 30 or more touchdowns.

MOST SEASONS WITH 30-PLUS TOUCHDOWN PASSES

Brett Favre	9
Peyton Manning	9
Drew Brees	9
TOM BRADY	7
Aaron Rodgers	6
Philip Rivers	5
Dan Marino	4
Tony Romo	4
Eli Manning	3
Kurt Warner	3

CONSECUTIVE 30 TOUCHDOWN SEASONS

Drew Brees	9 (2008-2016)
Brett Favre	5 (1994-98)
Peyton Manning	5 (2009-10, 12-14)
TOM BRADY	3 (2010-2012)
Dan Marino	3 (1984-86)
Aaron Rodgers	3 (2014-2016)

ECLIPSING 3K

Brady reached 3,000 passing yards in 2017 for the 15th time.

NFL RECORD FOR MOST 3,000-YARD SEASONS

18	Brett Favre
16	Peyton Manning
15	Tom Brady
15	Drew Brees
13	Dan Marino
13	Eli Manning

BRADY 4,000-YARD SEASONS

Brady (4,577) reached 4,000 yards in 2017 for the ninth time in his career.

ALL-TIME 4,000 YARD PASSING SEASONS

14	Peyton Manning
12	Drew Brees
9	Tom Brady
9	Philip Rivers
7	Matthew Stafford
7	Matt Ryan
6	Dan Marino
6	Brett Favre
6	Aaron Rodgers
6	Carson Palmer, Eli Manning

PATRIOTS TOP PASSING YARDS/SEASON

Yards	Player	Year
5,235	Tom Brady	2011
4,827	Tom Brady	2012
4,806	Tom Brady	2007
4,770	Tom Brady	2015
4,577	Tom Brady	2017
4,555	Drew Bledsoe	1994
4,398	Tom Brady	2009
4,343	Tom Brady	2013
4,110	Tom Brady	2005
4,109	Tom Brady	2014
4,086	Drew Bledsoe	1996

A GOOD RATIO

Brady ranks first in touchdown-to-interception ratio among quarterbacks with 400 career TD passes. He ranks second in TD-to-INT ratio overall, behind only Aaron Rodgers (4.01).

BRADY TOPS 400 CLUB IN TD/INT RATIO NFL All-Time Rank in Parentheses

Player	Touchdowns	Interceptions	Ratio
Tom Brady	488 (3t)	160 (53t)	3.05 (2)
Peyton Manning	539 (1)	251 (9)	2.15 (7)
Drew Brees	488 (3t)	228 (14t)	2.14 (8)
Dan Marino	420 (5)	252 (8)	1.67 (26)
Brett Favre	508 (2)	336 (1)	1.51 (35)



TOM BRADY

NEWS & NOTES

ELITE COMPANY

Brady (251 starts in the regular season and 37 postseason starts) and Pro Football Hall of Famer Jerry Rice (284 regular season starts and 29 postseason starts) are the only NFL players with at least 200 regular-season starts and at least 25 postseason starts.

MOST STARTS UNDER ONE HC

Brady made his 185th career start at Carolina on Nov. 18, 2013, all under Bill Belichick. It is the most starts by a quarterback under one head coach in NFL history. Brady surpassed Dan Marino, who had 184 career starts under head coach Don Shula. Brady now has 251 career starts under Belichick.

FRANCHISE LEADING PASSER

PATRIOTS ALL-TIME LEADING PASSERS

Player	Years	ATT	COMP	YDS
Tom Brady	2000-17	8,805	5,629	66,159
Drew Bledsoe	1993-01	4,518	2,544	29,657
Steve Grogan	1975-90	3,593	1,879	26,886

MOST GAMES PLAYED AS A PATRIOT

Brady passed Bruce Armstrong at Dallas (10/11/15) with his 213th game played in a Patriot uniform.

Player	Games Played
Tom Brady	253
Bruce Armstrong	212
Julius Adams	206

200-PLUS STARTS

Brady is one of 10 NFL quarterbacks with at least 200 career starts in the regular season.

MOST NFL STARTS BY AN NFL QUARTERBACK

Player	Starts
Brett Favre	298
Peyton Manning	265
Tom Brady	251
Drew Brees	248
Dan Marino	240
Fran Tarkenton	239
John Elway	231
Vinny Testaverde	214
Eli Manning	214
Warren Moon	203

SECOND PATRIOT WITH 200 STARTS

Brady (251) is the second New England Patriots player to start in at least 200 games. Patriots Hall of Fame OL Bruce Armstrong started in 212 games during his career.

PLAYER OF THE WEEK HONORS

Brady has earned an NFL-record 30 Player of the Week honors after winning the award in Week 2, 3 and 10 of the 2017 season. Brady has earned at least three awards in one season five times (2007, 09, 11, 12 and 17). Brady was named Offensive Player of the Month for November in 2017. It is his 10th Player of the Month award, the most in NFL history. Peyton Manning is second with eight.

CAREER PLAYER OF THE WEEK AWARDS

Player	Career	Team	POW Awards
Tom Brady	2000-present	Patriots	30
Peyton Manning	1998-present	Colts/Broncos	27
Dan Marino	1983-1999	Dolphins	18
Brett Favre	1991-2010	Packers, Jets, Vikings	16
John Elway	1983-1998	Broncos	15

BRADY AVG. 261.5

NFL PLAYERS TO AVG. 250 YARDS PER GAME

PLAYER	TEAM	YARDS/GAME
Drew Brees	SD/NO	282.9
Matthew Stafford	DET	278.0
Peyton Manning	IND/DEN	270.5
Matt Ryan	ATL	264.5
Tom Brady	NE	261.5
Kurt Warner	STL/ARI	260.8
Aaron Rodgers	GB	258.4
Philip Rivers	LA CHAR	256.9
Ben Roethlisberger	PIT	255.3
Carson Palmer	CIN/OAK/ARI	254.1
Dan Marino	Miami	253.6

SIX TD PERFORMANCES

Brady has thrown six touchdowns in a game two times and is one of eight NFL players to have thrown at least six touchdowns in a game two times. Brady threw six touchdowns at Miami (10/21/07) and vs. Tennessee (10/18/09).

NFL PLAYERS WITH AT LEAST TWO 6+TD GAMES

Player	6+ TD Games
Peyton Manning	3 (Two 6 TD games and one 7 TD Game)
George Blanda	2 games with 7 touchdowns
Y.A. Tittle	2 (1 game with 7 and 1 with 6 TDs)
Drew Brees	2 (1 game with 7 and 1 with 6 TDs)
Tom Brady	2 games with 6 touchdowns
Charley Johnson	2 games with 6 touchdowns
Ben Roethlisberger	2 games with 6 touchdowns
Aaron Rodgers	2 games with 6 touchdowns

MOST 5 TD PERFORMANCES

MOST CAREER GAMES WITH FIVE TOUCHDOWN PASSES

Drew Brees	10
Peyton Manning	9
Tom Brady	6
Dan Marino	6

28 CAREER 4-TD GAMES

Brady has thrown four or more touchdowns in 28 games - 22 four-TD games, four five-TD games and two six-TD games. The Patriots are 27-1 when Brady throws four or more TD passes. He has two 4-TD games in 2017.

MOST GAMES WITH 4+ TOUCHDOWN PASSES

Player	4+ TD Games
1. Peyton Manning	35
2. Drew Brees	31
3. Tom Brady	28
4. Brett Favre	23
5t. Dan Marino	21
5t. Aaron Rodgers	21

MOST GAMES WITH 4+ TDS AND NO INTERCEPTIONS

Player	Games
Tom Brady	22
Drew Brees	21
Peyton Manning	18
Aaron Rodgers	16
Brett Favre	12



TOM BRADY

NEWS & NOTES

15 GAMES WITH 300 YARDS, 4 TDS & 0 INTS

Brady had his 15th NFL game with 300 yards, four touchdowns and no interceptions vs. Houston (9/24/17), second in NFL history to the 18 such games by Drew Brees.

55 - THREE TD; NO INT

Brady had his 55th game with at least three touchdowns and no interceptions in the win at Oakland (11/19/17). The Patriots are 53-2 (.963) in such games.

PLAYER	GAMES WITH 3+ TD PASSES/0 INT.
Tom Brady	55
Peyton Manning	51
Drew Brees	42
Aaron Rodgers	41
Brett Favre	36

PASSING TO WIN

BEST NFL RECORDS FOR A QB WITH 50 OR MORE PASS ATTEMPTS (REGULAR AND POSTSEASON)

Player	Record
Tom Brady	19-9 (6-2 in postseason)
Dan Marino	5-11
Drew Brees	4-15
Peyton Manning	4-13

NFL RECORD FOR ATTEMPTS BETWEEN INTS

Brady attempted 358 consecutive regular-season passes without an interception, a streak spanning from Oct. 17, 2010-Sept. 1, 2011. Brady eclipsed Bernie Kosar's record on Dec. 26, 2010 at Buffalo.

MOST CONSECUTIVE PASS ATTEMPTS WITHOUT AN INTERCEPTION

Att	Quarterback (Teams)	Seasons
358	Tom Brady (Patriots)	2010-11
312	Alex Smith (Kansas City)	2015
308	Bernie Kosar (Cleveland)	1990-91
305	Drew Brees (New Orleans)	2015-16
294	Bart Starr (Green Bay)	1964-65
292	Alex Smith (Kansas City)	2016-17
279	Jeff George (IND/ATL)	1993-94
277	Rich Gannon (Oakland)	2001
272	Matt Ryan (Atlanta)	2011-12

PROTECTING THE BALL

FEWEST GIVEAWAYS SINCE 2010 (MIN. 1,000 PASS ATTEMPTS)

Player	Giveaways
Tyrod Taylor	21
Tom Brady	22
Alex Smith	25
Carson Wentz	27
Sam Bradford	27

68 DIFFERENT TARGETS

Brady connected with TE Dwayne Allen on an 11-yard touchdown pass in the second quarter of the win over Denver (11/12/17). Brady has thrown a touchdown pass to 68 different players.

MOST TOUCHDOWN TARGETS BY AN NFL QUARTERBACK

Quarterback	TD Targets
Vinny Testaverde	70
Tom Brady	68
Steve DeBerg	62
Brett Favre	61

40 YEAR-OLD QUARTERBACKS

Brady joined just 12 other quarterbacks since the 1970 merger to start an NFL game past the age of 40. The oldest player to attempt a pass in a game was George Blanda at age 48 as a member of the Oakland Raiders in the final game of his career on Dec. 21, 1975. Blanda finished with one completion on three attempts for 11 yards. Brady is the fourth Patriots player to play at 40, joining Doug Flutie (43 in 2005), Vinny Testaverde (43 in 2006) and Junior Seau (40 in 2009).

40 YEAR OLDS TO START AT QB SINCE 1970

Player	Age at Last Start	Date of Last Start
Steve DeBerg/ATL	44 years, 9 mos.	10/25/1998 at NYJ
Warren Moon/KC	44 years, 0 mos.	11/26/2000 at SD
Vinny Testaverde/CAR	44 years, 0 mos.	12/9/2007 at JAX
Doug Flutie/SD	42 years, 2 mos.	1/2/2005 vs. KC
Earl Morrall/MIA	41 years, 6 mos.	12/1/1975 vs. NE
Brett Favre/MIN	41 years, 2 mos.	12/20/2010 vs. CHI
Tom Brady/NE	40 years, 6 mos.	02/04/18 vs. PHI
Len Dawson/KC	40 years, 5 mos.	12/7/1975 vs. SD
Vince Evans/OAK	40 years, 5 mos.	12/3/1995 vs. KC
Johnny Unitas/SD	40 years, 5 mos.	10/7/1973 at PIT
Matt Hasselbeck/IND	40 years, 3 mos.	12/27/2015 at MIA
Sonny Jurgensen/WAS	40 years, 3 mos.	12/15/1974 vs. CHI
Brad Johnson/DAL	40 years, 1 mos.	11/2/2008 at NYG

*In NFL history, 13 other QBs aged 40+ have started at least 1 game.

STARTING QUARTERBACKS AT AGE 40-OR-OLDER NFL HISTORY

Player	W-L	TD-INT	Rating
Brett Favre	13-12	36-25	90.2
Tom Brady	13-3	32-8	102.8
Warren Moon	11-14	37-25	80.4
Vinny Testaverde	8-17	24-32	72.3
Matt Hasselbeck	5-3	9-5	84.0
Doug Flutie	3-3	10-4	80.4
Sonny Jurgensen	3-1	11-5	94.5
Charlie Conerly	2-1	7-6	61.8
Earl Morrall	2-0	6-6	74.2
Len Dawson	1-4	5-4	90.0
Vince Evans	1-2	6-8	71.5
Brad Johnson	1-2	2-5	50.5
Johnny Unitas	1-3	3-7	40.0
Steve DeBerg	0-1	3-1	80.4

Brady led the Patriots to their ninth win of the season in the victory over Miami on Nov. 26, 2017, the most ever by a 40-year old quarterback in the Super Bowl era. Brett Favre in 2009 turned 40 on Oct. 10 and led the Vikings to eight wins in their 12-win season after turning 40. Brady threw four touchdowns to push his 2017 total to 26 touchdowns, the most in a single season by a 40-year old quarterback. He moved past Brett Favre (25 in 2009 after he turned 40 in October of that year with Minnesota) and Warren Moon (25 with Seattle in 1997).

Brady led the NFL with 4,577 yards passing in 2017 to become the oldest quarterback to lead the NFL. The previous oldest player to lead the league in passing was Fran Tarkenton with 3,468 yards in 1978 at age 38. Brady moved past Warren Moon (1997 with 3,678) for the most passing yards in a single season by a 40-year old quarterback.

MOST PASSING YARDS BY A PLAYER AT AGE 40

Player	Year	Yards
Tom Brady	2017	4,577
Warren Moon	1997	3,678
Vinny Testaverde	2004	3,532
Brett Favre	2009	3,365



TOM BRADY

NEWS & NOTES

SIX STRAIGHT WITH NO PICKS

Brady ended a streak of six straight games without an interception at Tampa Bay (10/5/17). To that point he had thrown 264 straight passes without an interception.

BRADY'S MOST CONSECUTIVE STARTS WITHOUT AN INT.

11 Tom Brady (10/24/10-01/02/11)* (NFL Record)

6 Tom Brady (12/18/16-10/05/17)

BRADY CONSECUTIVE PASSES WITHOUT AN INTERCEPTION

358* (NFL Record)

264

201

196

190

183

THE BRADY SIX

Brady was the seventh quarterback selected in the 2000 NFL Draft

QUARTERBACKS TAKEN IN THE 2000 NFL DRAFT

Rd	Pick	Player	Taken By
1	18	Chad Pennington	NY Jets
3	65	Giovanni Carmazzi	San Francisco
3	75	Chris Redman	Baltimore
5	163	Tee Martin	Pittsburgh
6	168	Marc Bulger	New Orleans
6	183	Spurgeon Wynn	Cleveland
6	199	Tom Brady	New England

BRADY SEASON NOTES

BRADY HAS LOW INTERCEPTION PCT.

Brady threw just two interceptions in 432 pass attempts in 2016 for an interception PCT of 0.46, fourth best ever in a single season. Patriots backup QB Brian Hoyer set the NFL record in 2016 by attempting 200 passes without an interception.

NFL INTERCEPTION PERCENTAGE (150 MIN ATTEMPTS)

Rank	Player	Int. Pct.
1.	Brian Hoyer (CHI) 2016 (200-0)	0.00
2.	Damon Huard (KC) 2006 (244-1)	0.41
3.	Josh McCown (CHI) 2013 (224-1)	0.45
4.	Tom Brady (NE) 2016 (432-2)	0.46
5.	David Garrard (JAC) 2005 (168-1)	0.60
6.	Nick Foles (PHI) 2013 (317-2)	0.63
7.	Joe Ferguson (BUF) 1976 (151-1)	0.66
8.	Sam Bradford (MIN) 2016 (519-4)	0.77
9.	Tom Brady (NE) 2010 (492-4)	0.81
10.	Dak Prescott (DAL) 2016 (459-4)	0.87
11t.	Steve DeBerg (KC) 1990 (444-4)	0.90
11t.	Sam Bradford (MIN) 2016 (552-5)	0.90

50 TD PASSES

Brady threw 50 touchdown passes in 2007.

QUARTERBACKS WITH 45 OR MORE TOUCHDOWN PASSES IN A SEASON

Player	Touchdown Passes
Peyton Manning (2013)	55
Tom Brady (2007)	50
Peyton Manning (2004)	49
Dan Marino (1984)	48
Drew Brees (2011)	46
Aaron Rodgers (2011)	45

SINGLE SEASON PASSING LEADERS

Brady owns nine of the 11 4,000-yard passing seasons in Patriots history.

PATRIOTS TOP PASSING YARDS/SEASON

Yards	Player	Year
5,235	Tom Brady	2011
4,827	Tom Brady	2012
4,806	Tom Brady	2007
4,770	Tom Brady	2015
4,577	Tom Brady	2017
4,555	Drew Bledsoe	1994
4,398	Tom Brady	2009
4,343	Tom Brady	2013
4,110	Tom Brady	2005
4,109	Tom Brady	2014
4,086	Drew Bledsoe	1996

PASSING YARD PACE

Brady owns one of the nine 5,000-yard passing seasons in NFL history.

MOST PASSING YARDS IN A SEASON

Player	Yards
Peyton Manning (2013)	5,477
Drew Brees (2011)	5,476
Tom Brady (2011)	5,235
Drew Brees (2016)	5,208
Drew Brees (2012)	5,177
Drew Brees (2013)	5,162
Dan Marino (1984)	5,084
Drew Brees (2008)	5,069
Matthew Stafford (2011)	5,038

CAREER HIGH COMPLETIONS

Brady set a career high in completions in 2015 with 402. Brady's previous best was 401 completions in 2011 and 2012. Brady (3) joins Drew Brees (9), Matt Ryan (4) and Peyton Manning (3) for the most seasons with 400 completions.

BEST TD/INT RATIO IN NFL HISTORY

Brady threw 28 touchdown passes and just two interceptions in 2016 for an NFL-best single-season TD/INT ratio 14.0. Brady has 26 touchdown to four interceptions in 2017 for a 6.5 ratio.

(MINIMUM OF 20 TOUCHDOWNS)

PLAYER	TD/INT	RATIO
Tom Brady (NE-2016)	28/2	14.00
Nick Foles (PHI-2013)	27/2	13.50
Tom Brady (NE-2010)	36/4	9.00
Aaron Rodgers (GB-2014)	38/5	7.60
Aaron Rodgers (GB-2011)	45/6	7.50
Tom Brady (NE-2007)	50/8	6.25

SINGLE GAME NOTES

300 IN A HALF

Brady had his fifth 300-yard half and his second 300-yard first half after throwing for 302 yards in the first half at New Orleans (9-17-17).

Yards	Game	Half
367	vs. San Francisco (12-16-12)	2nd half
345	vs. Tennessee (10-18-09)	1st half
323	vs. Cleveland (12-08-13)	2nd half
306	at Miami (9-12-11)	2nd half
302	at New Orleans (9-17-17)	1st half



TOM BRADY

NEWS & NOTES

50-YARD DOUBLE DOWN

Brady has thrown at least two 50-yard passes in the same game 12 times in his career. His career best came in 2009 with three 50-yard strikes in one game.

BRADY'S GAMES WITH AT LEAST TWO 50-YARD PASSES

10/9/05 @ Atlanta

55t (3Q) Bethel Johnson
51 (1Q) Deion Branch

1/14/06 @ Denver *AFC Divisional Playoff Round

73 (4Q) Deion Branch
51 (2Q) Andre' Davis

12/31/06 @ Tennessee

62t (3Q) Reche Caldwell
52 (1Q) Corey Dillon

12/9/07 vs. Pittsburgh

63t (2Q) Randy Moss
56t (3Q) Jabar Gaffney >Flea-flicker w/R. Moss

11/15/09 @ Indianapolis

63t (2Q) Randy Moss
55 (1Q) Randy Moss

12/06/09 @ Miami

58t (1Q) Randy Moss
58 (2Q) Wes Welker
81t (3Q) Sam Aiken

11/22/12 @ NY Jets

83t (2Q) Shane Vereen
56t (2Q) Julian Edelman

11/03/13 vs. Pittsburgh

57 (2Q) Danny Amendola
81t(4Q) Aaron Dobson

11/15/15 at New York Giants

76t (4Q) Rob Gronkowski
54(4Q) Brandon LaFell

10/30/16 at Buffalo

53t (1Q) Chris Hogan
53t(2Q) Rob Gronkowski

12/04/16 vs. Baltimore

61 (2Q) James White
79t (4Q) Chris Hogan

11/19/17 at Oakland

52 (2Q) Brandin Cooks
64t (3Q) Brandin Cooks

BRADY THROWS FOR SECOND-HIGHEST TOTAL

Tom Brady threw for 466 yards at Buffalo (9/20/15), the second-highest single-game mark of his career and the most ever against Buffalo, eclipsing the 464 yards by George Blanda in 1961.

MOST PASSING YARDS IN A GAME IN PATRIOTS HISTORY

Player	Date	Opp	Att	Cmp	Yds	TD	Int
Tom Brady	9/12/11	MIA	48	32	517	4	1
Tom Brady	9/20/15	BUF	59	38	466	3	0
Tom Brady	9/17/17	NO	39	30	447	3	0
Tom Brady	12/16/12	SF	65	36	443	1	2
Tom Brady	11/03/13	PIT	33	23	432	4	0
Drew Bledsoe	11/13/94	MIN	70	45	426	3	0
Drew Bledsoe	11/23/98	MIA	54	28	423	2	2
Tom Brady	9/18/11	SD	40	31	423	3	0

SPREADING THE WEALTH

Brady completed passes to 10 different receivers in the win at Buffalo (10/12/14). It was the 10th time in his career he has completed passes to 10 different receivers in a game and the first time since 12/8/13 vs. Cleveland.

BRADY HANGS 50

Brady and the Patriots knocked off Jacksonville, 51-17, on Sept. 27, 2015, the eighth time that New England scored at least 50 points in a game started by Brady, the most in NFL history. Pro Football Hall of Famer Len Dawson (6) is second. Brady's eight 50-point games are more than 20 current teams have in their entire history.

Date	Opponent	Score
10/28/07	vs. Washington	52-7
11/18/07	at Buffalo	56-10
10/18/09	vs. Tennessee	59-0
09/30/12	at Buffalo	52-28
11/18/12	vs. Indianapolis	59-24
11/03/13	vs. Pittsburgh	55-31
10/26/14	vs. Chicago	51-23
09/27/15	vs. Jacksonville	51-17



TOM BRADY

PLAYOFF NOTES

BRADY TOPS POSTSEASON STATS LISTS

Tom Brady leads the NFL in postseason touchdowns (71), passing yards (10,226), postseason wins (27) and postseason 300-yard games (14).

NFL ALL-TIME LEADERS: POSTSEASON TOUCHDOWN PASSES

PLAYER	TEAM	TDS
Tom Brady	New England	71
Joe Montana	San Francisco/Kansas City	45
Brett Favre	Green Bay/Minnesota	44
Peyton Manning	Indianapolis/Denver	40
Aaron Rodgers	Green Bay	36
Dan Marino	Miami	32
Kurt Warner	St. Louis/Arizona	31

NFL ALL-TIME LEADERS: POSTSEASON TD PASSES, SINGLE GAME

PLAYER	TEAM	GAME	TDS
Tom Brady	NE	AFC-D: NE vs. DEN (1/14/12)	6
Daryle Lamonica	OAK	AFC-D: OAK vs. HOU (12/21/69)	6
Steve Young	SF	SB: SF vs. SD (1/30/95)	6

NFL ALL-TIME LEADERS: POSTSEASON PASSING YARDS

PLAYER	TEAM	YDS
Tom Brady	New England	10,226
Peyton Manning	Indianapolis/Denver	7,339
Brett Favre	Green Bay/Minnesota	5,855
Joe Montana	San Fran./Kansas City	5,772
Ben Roethlisberger	Pittsburgh	5,256
John Elway	Denver	4,964

NFL ALL-TIME LEADERS: POSTSEASON COMPLETIONS

PLAYER	TEAM	COMPLETIONS
Tom Brady	New England	920
Peyton Manning	Indianapolis/Denver	649
Brett Favre	Green Bay/Minnesota	481
Joe Montana	San Fran./Kansas City	460

NFL ALL-TIME LEADERS: POSTSEASON COMP. PCT., SINGLE GAME

PLAYER	TEAM	GAME	COMP PCT.
Tom Brady	NE	AFC-D: NE vs. JAX (1/12/08)	92.9 (26-28)
Phil Simms	NYG	SB: NYG vs. DEN, (1/26/87)	88.0 (22-25)
Kurt Warner	ARI	NFC-WC: ARI vs. (2/1/09)	87.9 (29-33)

MOST 300-YARD PASSING GAMES, POSTSEASON HISTORY

PLAYER	TEAM	300-YARD GAMES
Tom Brady	New England	14
Peyton Manning	Indianapolis/Denver	9
Drew Brees	San Diego/New Orleans	7
Aaron Rodgers	Green Bay	6
Joe Montana	SF/Kansas City	6
Kurt Warner	STL/Arizona	6
Dan Fouts	San Diego	5
Ben Roethlisberger	Pittsburgh	5

NFL ALL-TIME LEADERS: POSTSEASON TD PASSES, CONSECUTIVE GAMES

PLAYER	TEAM	GAMES
Brett Favre	GB/MIN	20 (1995-2009)
Tom Brady	NE	18 (2001-2011)
Dan Marino	MIA	13 (1983-1995)

BRADY IN POSTSEASON

With the win in Super Bowl LI and another MVP award, Brady has the most Super Bowl wins by a quarterback and the most Super Bowl MVP Awards.

QB's WITH 3 OR MORE SUPER BOWL VICTORIES

PLAYER	TEAM	WINS
Tom Brady	NE	5
Terry Bradshaw	PIT	4
Joe Montana	SF	4
Troy Aikman	DAL	3

PLAYERS WITH MULTIPLE SUPER BOWL MVP AWARDS

PLAYER	TEAM	MVPS
Tom Brady	NE	4
Joe Montana	SF	3
Terry Bradshaw	PIT	2
Bart Starr	GB	2
Eli Manning	NYG	2

WWW.PATRIOTS.COM

BRADY HAS MOST PLAYOFF WINS

Tom Brady is the winningest quarterback in NFL playoff history among signal callers who have made at least 10 starts.

MOST PLAYOFF WINS BY STARTING QB IN NFL HISTORY

PLAYER	TEAM	PLAYOFF WINS
Tom Brady	New England	27
Joe Montana	San Francisco/Kansas City	16
Terry Bradshaw	Pittsburgh	14
John Elway	Denver	14
Peyton Manning	Indianapolis/Denver	14
Brett Favre	Green Bay	13
Ben Roethlisberger	Pittsburgh	13
Troy Aikman	Dallas	11
Roger Staubach	Dallas	11

HIGHEST PLAYOFF WIN PCT. BY STARTING QB IN NFL HISTORY (Minimum 10 Starts)

PLAYER	TEAM	W	L	PCT
Bart Starr	Green Bay	9	1	.900
Jim Plunkett	Oakland/L.A. Raiders	8	2	.800
Terry Bradshaw	Pittsburgh	14	5	.737
Troy Aikman	Dallas	11	4	.733
Tom Brady	New England	27	10	.730
Joe Montana	San Francisco/Kansas City	16	7	.696
Kurt Warner	St. Louis/Arizona	9	4	.692
Russell Wilson	Seattle	8	4	.667
John Elway	Denver	14	7	.667
Joe Flacco	Baltimore	10	5	.667
Eli Manning	NY Giants	8	4	.667

MOST PLAYOFF STARTS BY A QUARTERBACK

PLAYER	TEAM	STARTS
Tom Brady	New England	37
Peyton Manning	Indianapolis/Denver	27
Brett Favre	Green Bay/Minnesota	24
Joe Montana	San Francisco/Kansas City	23
John Elway	Denver	21
Ben Roethlisberger	Pittsburgh	21

BRADY IN THE SUPER BOWL

Brady is the all-time leader in Super Bowl passing yards (2,576), completions (235), pass attempts (357) and touchdowns (18). Brady's start in Super Bowl LI was his NFL record eighth Super Bowl start, the most among all NFL players.

SUPER BOWL PASSING YARDS

PLAYER	ATT	COMP	YARDS
Tom Brady	357	235	2,576
Kurt Warner	132	83	1,156
Joe Montana	122	83	1,142
John Elway	152	76	1,128
Peyton Manning	155	103	1,001
Terry Bradshaw	84	49	932

SUPER BOWL PASSING TOUCHDOWNS

PLAYER	APPEARANCES	TDS
Tom Brady	8	18
Joe Montana	4	11
Terry Bradshaw	4	9
Roger Staubach	4	8
Kurt Warner	3	6
Steve Young	2	6

SUPER BOWL STARTS BY A QUARTERBACK

STARTING QB	TEAM	#	APPEARANCES
Tom Brady	NE	8	XXXVI, XXXVIII, XXXIX, XLII, XLVI, XLIX, LI, LII
John Elway	DEN	5	XXI, XXII, XXIV, XXXII, XXXIII
Terry Bradshaw	PIT	4	IX, X, XIII, XIV
Jim Kelly	BUF	4	XXV, XXVI, XXVII, XXVIII
Peyton Manning	IND/DEN	4	XLI, XLIV, XLVIII, 50
Joe Montana	SF	4	XVI, XIX, XXIII, XXIV
Roger Staubach	DAL	4	VI, X, XII, XIII



TOM BRADY

PLAYOFF NOTES

BRADY'S EIGHT CONFERENCE TITLES ARE THE MOST OF ANY STARTING QB IN SUPER BOWL ERA

The 2017 AFC Championship was Tom Brady's eighth conference title, the most conference titles in NFL history during the Super Bowl Era (since 1966).

MOST CONFERENCE CHAMPIONSHIPS AS A STARTING QUARTERBACK IN SUPER BOWL ERA

STARTING QB	TEAM	#	SEASONS	SUPER BOWL APPEARANCES
Tom Brady	New England	8	2001, 2003, 2004, 2007, 2011, 2014, 2016, 2017	XXXVI, XXXVIII, XXXIX, XLII, XLVI, XLIX, LI, LII
John Elway	Denver	5	1986, 1987, 1989, 1997, 1998	XXI, XXII, XXIV, XXXII, XXXIII
Terry Bradshaw	Pittsburgh	4	1974, 1975, 1978, 1979	IX, X, XIII, XIV
Jim Kelly	Buffalo	4	1990, 1991, 1992, 1993	XXV, XXVI, XXVII, XXVIII
Joe Montana	San Francisco	4	1981, 1984, 1988, 1989	XVI, XIX, XXII, XXIV
Roger Staubach	Dallas	4	1971, 1975, 1977, 1978	VI, X, XII, XIII
Peyton Manning	Indianapolis/Denver	4	2006, 2009, 2013, 2015	XL, XLIV, XLVIII, 50
Troy Aikman	Dallas	3	1992, 1993, 1995	XXXVII, XXXVIII, XXX
Bob Griese	Miami	3	1971, 1972, 1973	VI, VII, VIII
Ben Roethlisberger	Pittsburgh	3	2005, 2008, 2010	XL, XLIII, XLV
Fran Tarkenton	Minnesota	3	1973, 1974, 1976	VII, IX, XI
Kurt Warner	St. Louis/Arizona	3	1999, 2001, 2008	XXXIV, XXXVI, XLIII

SUPER COMBINATION

New England head coach Bill Belichick and quarterback Tom Brady won their eighth conference championship together in 2017. Three other coach/quarterback duos have qualified for four Super Bowls - Dallas' Tom Landry and Roger Staubach; Buffalo's Marv Levy and Jim Kelly; and Pittsburgh's Chuck Noll and Terry Bradshaw.

MOST CONFERENCE CHAMPIONSHIPS BY A HEAD COACH-QUARTERBACK TANDEM

QUARTERBACK	HEAD COACH	TEAM	CONFERENCE TITLES	SUPER BOWL WINS
Tom Brady	Bill Belichick	New England	8	5
Terry Bradshaw	Chuck Noll	Pittsburgh	4	4
Roger Staubach	Tom Landry	Dallas	4	2
Jim Kelly	Marv Levy	Buffalo	4	0

DIVISION

TITLES

15

Tom Brady added to his NFL record with his 15th division championship in 2017. Peyton Manning has the second-most with 12 division titles.

Quarterback	Career Division Titles
Tom Brady	15
Peyton Manning	12
Joe Montana	9
Brett Favre	8
Terry Bradshaw	7
John Elway	7

NFL RECORD FOR MOST CONSECUTIVE DIVISION TITLES

Tom Brady extended an NFL record by leading the Patriots to their ninth straight division title in 2017.

Player	Team	Cons. Division Titles
Tom Brady	Patriots	9 (2009-17)
Terry Bradshaw	Steelers	6 (1974-79)
Fran Tarkenton	Vikings	6 (1973-78)

MOST CONSECUTIVE COMPLETIONS IN SB HISTORY

In Super Bowl XLVI, Brady completed a record 16 straight passes to set a new Super Bowl record. The previous record was held by Joe Montana, who had 13 straight completions in Super Bowl XXIV.

RECORD 12TH CONFERENCE CHAMPIONSHIP

Tom Brady extended his NFL-record to 12 conference championship game in 2017. Gene Upshaw and George Blanda are second after playing in 10 conference championship games.

BRADY POSTSEASON GAMES

Tom Brady has competed in 37 postseason games, most in NFL history.

Player	Teams	Postseason Games
Tom Brady	Patriots	37
Adam Vinatieri	NE/IND	30
Jerry Rice	SF/OAK/SEA	29
D.D. Lewis	Dallas	27
Peyton Manning	IND/DEN	27

GOOD THINGS COME IN THREES

Tom Brady threw three TD passes in Super Bowl LII vs. Philadelphia. Brady now has 11 career playoff games with three or more touchdowns, passing Joe Montana for the most in the Super Bowl era. New England is 10-1 in those games.

Most 3 TD Pass Playoff Games - Since Merger

Tom Brady	11
Joe Montana	9
Aaron Rodgers	7
Peyton Manning	6
Brett Favre	6



PATRIOTS OFFENSIVE NOTES

C DAVID ANDREWS

FOOTBALL FAMILY

David Andrews is the nephew of long-time NFL head coach and player Dan Reeves. Andrews said the bond between the two is still strong and he still seeks Reeves' advice.

"Not many people in my family know what it's like to play in the NFL," he told the *Boston Globe*. "So he's kind of the only one I can bounce things off or someone who might understand what it's like, so it's definitely cool."

RB BRANDON BOLDEN

BETTER THAN AVERAGE

Brandon Bolden's 8.6-yard average at Buffalo (9/30/12) is tied for the third highest all-time in a single game for the Patriots among running backs with at least 15 rushing attempts. Bolden earned the FedEx Ground Player of the Week for his performance.

HIGHEST RUSHING AVERAGE/SINGLE GAME (MIN. 15 RUSHING ATTEMPTS)

Player	Average
Curtis Martin	9.6 (17-164 vs. Washington, Oct. 13, 1996)
Tony Collins	9.2 (23-212 vs. N.Y. Jets, Sept. 18, 1983)
Sammy Morris	8.6 (16-138 vs. Denver, Oct. 20, 2008)
Jim Nance	8.6 (17-146 at Houston, Dec. 11, 1966)
Brandon Bolden	8.6 (16-137 at Buffalo, Sept. 30, 2012)
Stevan Ridley	8.5 (15-127 at St. Louis, Oct. 28, 2012)

BOLDEN FORCES THE ISSUE

RB Brandon Bolden forced a fumble on a kickoff vs. Houston (9/22/16) that was recovered by S Duron Harmon. It was Bolden's third career forced fumble on a kickoff.

He forced a fumble on a kickoff vs. Cincinnati (10/5/14) that was returned 9 yards for a touchdown by DB Kyle Arrington. He also forced a fumble on a kickoff at the New York Giants (11/15/15).

FOOTBALL FAMILY TRADITION

Bolden's grandfather, Frank Pitts, played 10 years in the NFL (1965-74) as a receiver for Kansas City, Cleveland and Oakland. He was with Kansas City for two Super Bowls, losing Super Bowl I and winning Super Bowl IV. Said Bolden about his grandfather, "I remember being six years old, him popping in a high-light film of Super Bowl I and IV. I've seen that tape at least 500 times."

BOLDEN BLOCK PARTY

Brandon Bolden blocked his first NFL punt in the win at San Diego (12/7/14) to give the Patriots a first down at the Chargers 25-yard line. The ensuing drive resulted in a touchdown.

RB REX BURKHEAD

A SELFLESS CAUSE

As a junior at the University of Nebraska, Rex formed a close bond with a 5-year old fan of his, Jack Hoffman, who had been diagnosed with brain cancer. During that 2011 season, Rex wore a wristband with the phrase "Team Jack - Pray" which helped bring pediatric brain cancer into the national spotlight. Burkhead hosted Hoffman for a lunch, provided a personal tour of Memorial Stadium and has since joined the board of directors of the "Team Jack Foundation," which has raised more than \$4 million dollars to fight pediatric brain cancer since 2013. Rex recently hosted a fund raiser this past offseason at his high school alma mater that raised roughly \$45,000. In 2013, Jack Hoffman's touchdown run during Nebraska's spring football scrimmage went viral and earned him an ESPY award.

WR JULIAN EDELMAN

WHAT TO LOOK FOR IN 2018

★ Enters 2018 in seventh place all-time on the Patriots' career receptions list with 425. He needs seven receptions to pass Kevin Faulk for sixth place.

★ Needs 40 receiving yards to pass Gino Cappelletti for ninth all-time on the Patriots' career receiving yards list.

★ Enters 2018 third in NFL history with 89 postseason receptions, behind Jerry Rice (151) and Reggie Wayne (93) and needs five postseason receptions to move past Wayne into second place all-time.

★ Is one of 14 NFL players with at least 1,000 postseason receiving yards and his 1,024 postseason receiving yards are ranked 13th in NFL history. He needs 39 postseason yards to move into the top 10.

★ Enters the 2018 season tied with Deion Branch and Rob Gronkowski for first in Patriots history with four postseason 100-yard games.



VERY RECEPTIVE

Julian Edelman has averaged 6.5 receptions per game over the last five seasons, third-highest average in the NFL over that span

Player (Team)	Receptions Per Game
Antonio Brown (PIT)	7.6
Julio Jones (ATL)	6.8
Julian Edelman (NE)	6.5
Jarvis Landry (MIA/CLE)	6.3

RECORD RETURNER

WR Julian Edelman set a franchise record with his fourth career punt return for a touchdown when he returned a punt 84 yards for a touchdown vs. Denver on Nov. 2, 2014. He set a franchise record with a 94-yard punt returned for a touchdown vs. Miami (1/2/11). The previous longest punt return was an 89-yard touchdown return by Mike Haynes vs. Buffalo (11/7/76). Edelman also returned punts for touchdowns vs. Kansas City (11/21/11 - 72 yards) and vs. Indianapolis (11/18/12 - 68 yards). Edelman is now tied for fourth-most punt return touchdowns in the NFL since 2010.

MOST PUNT RETURN TOUCHDOWNS/PATRIOTS CAREER

4 Julian Edelman
3 Troy Brown
3 Irving Fryar
2 Mike Haynes

MOST PUNT RETURN TOUCHDOWNS IN THE NFL SINCE 2010

Player	Team(s)	Punt Return TDs
Devin Hester	CHI/ATL/BAL	7
Marcus Sherels	MIN	5
Darren Sproles	SD/NO/PHI	5
Julian Edelman	NE	4
Travis Benjamin	LAC	4
Antonio Brown	PIT	4
Patrick Peterson	ARZ	4



PATRIOTS OFFENSIVE NOTES

NOT YOUR AVERAGE RETURNER

Edelman has returned 157 punts for 1,832 yards during his career and is second in team history and tied for eighth in NFL history with a 11.7 average.

HIGHEST PUNT RETURN AVERAGE, PATRIOTS CAREER (20 Returns)

Player	Punt Rt Avg.	Year
Mack Herron	12.0	1973-75 (74-888)
Julian Edelman	11.7	2009-16 (156-1,832)
Carl Garrett	11.3	1969-72 (43-487)
Wes Welker	10.4	2007-12 (114-1,185)

HIGHEST PUNT RETURN AVERAGE IN THE NFL (75 Returns)

Player	Punt Rt Avg.	Year
George McAfee (Chicago)	12.8 (112-1,431)	(1940-41, 1945-1950)
Jack Christiansen (Detroit)	12.8 (85-1,084)	(1951-58)
Claude Gibson (SD/OAK)	12.6 (110-1,381)	(1961-65)
Bill Dudley (PIT/DEN/WAS)	12.2 (124-1,515)	(1942-53)
Rick Upchurch (DEN)	12.1 (248-3,008)	(1975-83)
Desmond Howard (WAS/JAC/GB/OAK/DET)	11.9 (244-2,895)	(1992-2002)
Billy Johnson (HOU/ATL/WAS)	11.8 (282-3,317)	(1974-88)
Julian Edelman (NE)	11.7 (157-1,832)	(2009-present)
Devin Hester (CHI/ATL/BAL)	11.7 (315-3,695)	(2006-present)
Mack Herron (NE/ATL)	11.7 (84-982)	(1973-75)

EDELMAN'S BIG RETURN

Edelman owns 13 career punt returns of 30 yards or more.

MOST 30-YARD PUNT RETURNS IN PATRIOTS HISTORY

Player	30-yard returns
Troy Brown	14
Julian Edelman	13
Irving Fryar	13
Mike Haynes	13

BEST PUNT RETURN AVERAGE IN A SEASON

Edelman has the two best punt return averages in a single season in New England history. In 2010, Edelman led the AFC and finished second in the NFL with a 15.3 punt return average. Chicago's Devin Hester led the NFL with a 17.1-yard average.

PATRIOTS BEST PUNT RETURN AVERAGE/SEASON (MIN. 15 RETURNS)

Player	PR Avg.	Year
Julian Edelman	15.5	2012
Julian Edelman	15.3	2010
Mack Herron	14.8	1974
Troy Brown	14.2	2001

RETURNS PILING UP

Julian Edelman is third place in team history with 157 punt returns and 1,832 return yards.

MOST PUNT RETURNS IN PATRIOTS HISTORY

Player	Punt Returns
1. Troy Brown	252
2. Irving Fryar	206
3. Julian Edelman	157
4. David Meggett	142
5. Wes Welker	114
6. Mike Haynes	111

Edelman is in third place in team history with 1,832 punt return yards.

MOST PUNT RETURN YARDS IN PATRIOTS HISTORY

Player	Punt Return Yards
1. Troy Brown	2,625
2. Irving Fryar	2,055
3. Julian Edelman	1,832
4. David Meggett	1,438
5. Wes Welker	1,185

EDELMAN ECLIPSES 1,000-YARDS

Edelman finished the 2016 season with 1,106 receiving yards. He has become the 10th Patriots player to register a 1,000-yard season in 2013.

1,000-YARD RECEIVING SEASONS IN PATRIOTS HISTORY

Player	Yards	Season
Wes Welker	1,569	2011
Randy Moss	1,493	2007
Stanley Morgan	1,491	1986
Wes Welker	1,354	2012
Wes Welker	1,348	2009
Rob Gronkowski	1,327	2011
Randy Moss	1,264	2009
Troy Brown	1,199	2001
Rob Gronkowski	1,176	2015
Wes Welker	1,175	2007
Ben Coates	1,174	1994
Wes Welker	1,165	2008
Terry Glenn	1,147	1999
Terry Glenn	1,132	1996
Rob Gronkowski	1,124	2014
Julian Edelman	1,106	2016
Rob Gronkowski	1,084	2017
Brandin Cooks	1,082	2017
Julian Edelman	1,056	2013
Stanley Morgan	1,029	1981
Irving Fryar	1,014	1991
Harold Jackson	1,013	1979
Randy Moss	1,008	2008
Stanley Morgan	1,002	1979

EDELMAN HAS SECOND 1,000-YARD SEASON

WR Julian Edelman had his second career 1,000-yard receiving season in 2016 after setting a single-season best with 1,106 yards in 2016. He joins Wes Welker (5), Rob Gronkowski (3), Randy Moss (3), Stanley Morgan (3) and Terry Glenn (2) as the only Patriots players with at least two 1,000-yard seasons. Edelman had 1,056 yards receiving in 2013.

Most 1,000 Yard Season/Patriots History

5 Wes Welker
4 Rob Gronkowski
3 Randy Moss
3 Stanley Morgan
2 Julian Edelman
2 Terry Glenn

INCHING CLOSER TO THE TOP

Julian Edelman had 21 receptions in the 2016 postseason to move to third all-time in NFL postseason receptions with 89. He is the Patriots all-time leader with 89 receptions and 1,024 receiving yards. He is ranked 13th all-time in postseason receiving yards and is one of 14 players with at least 1,000 post-season receiving yards.

Most Postseason Receptions

1. Jerry Rice	151
2. Reggie Wayne	93
3. Julian Edelman	89
4t. Hines Ward	88
4t. Wes Welker	88
6. Michael Irvin	87
7. Andre Reed	85
8. Thurman Thomas	76

Most Postseason Receptions in Patriots History

1. Julian Edelman	89
2. Wes Welker	69
3. Rob Gronkowski	68
4. Troy Brown	58
5. Danny Amendola	57

Most Postseason Receiving Yards in Patriots History

1. Julian Edelman	1,024
2. Rob Gronkowski	972
3. Deion Branch	852
4. Danny Amendola	709
5. Troy Brown	694



PATRIOTS OFFENSIVE NOTES

EDELMAN IN A RUSH

WR Julian Edelman has 39 rushing attempts for 257 yards, the most rushing attempts and rushing yards by a Patriots wide receiver.

MOST RUSHING ATTEMPTS BY A PATRIOTS WIDE RECEIVER

Player	Rushes
Julian Edelman	39
Irving Fryar	35
Troy Brown	29
Darryl Stingley	28
Stanley Morgan	21

MOST RUSHING YARDS BY A PATRIOTS WIDE RECEIVER

Player	Rushing Yards
Julian Edelman	257
Darryl Stingley	244
Irving Fryar	188
Troy Brown	178

ANOTHER TEAM RECORD

Edelman had a 47-yard run in the fourth quarter vs. Indianapolis (11/18/12). It is the longest run ever by a Patriots receiver, topping Troy Brown's 35-yard run vs. Tampa Bay on (9/3/00).

FROM STANDOUT QB TO WR

Edelman began his college football career with a year at the College of San Mateo (Calif.) before transferring to Kent State, where as a senior, he completed 56 percent of his passes (153 of 275 passes for 1,820 yards) with 13 touchdowns. He was also the leading rusher, gaining 1,551 yards on 215 attempts (an average of 7.5 yards per carry) and scoring 13 touchdowns. His offensive numbers broke Kent State's single-season record for total offense set by Joshua Cribbs in 2003. Said head coach Bill Belichick on the versatility of Edelman: "He played the quarterback position in college at Kent State and all the positions really that he's played in the NFL – covering kicks, returning kicks, slot receiver, outside receiver, slot defender – he didn't do any of those things in college. I think that really speaks to his versatility and how much he's grown as a player and how many things he's learned how to do that he really didn't have much experience with in college. I'd say that's pretty unusual, especially to be as competent in them as he is."

EDELMAN TAKES HIS FATHER'S ADVICE

If there is one thing Julian Edelman has never lacked, it's athletic ability. A dual-threat quarterback at Kent State and former baseball standout in high school, Edelman once wowed Toronto Blue Jays players with his impressive footwork while fielding ground balls in an appearance at batting practice in 2011.


This natural ability may have been overlooked by NFL scouts, who let him fall to the Patriots in the seventh round of the 2009 NFL Draft. Edelman remains focused on the lessons his father, Frank Edelman, taught him at a young age. "I'm still constantly trying to learn," Edelman told *The Boston Herald*. "My dad always put it in my head, when you're green, you're growing, when you're ripe, you're lost. When you're done learning, you're done."

TE ROB GRONKOWSKI

WHAT TO LOOK FOR IN 2018

★ Gronkowski (4) needs one more 1,000-yard season to move past Tony Gonzalez and Jason Witten for the most 1,000-yard seasons by an NFL tight end with five.

★ Gronkowski has led all tight ends in receiving yards four times in his career (2011, 2014, 2015 and 2017). If he leads his position again in 2018, he will tie Shannon Sharpe for second most all-time with five behind Tony Gonzalez (7).



★ Gronkowski has an NFL-leading five seasons with 10 or more touchdowns by a tight end and can add to his record in 2018.

★ Gronkowski has 26 career 100-yard games, second in NFL history among tight ends behind Tony Gonzalez (31). His 26 100-yard games are third in Patriots history, behind the 38 by Stanley Morgan and the 28 by Wes Welker.

★ Gronkowski and Tom Brady have connected on 75 touchdown passes, second among all quarterback and tight end combinations to the 87 by Philip Rivers and Antonio Gates. The Brady to Gronkowski connection is fifth all-time between pass-catchers and quarterbacks.

★ Brady and Gronkowski have teamed up for 7,104 receiving yards, a QB to TE total that is third-most in NFL history behind Philip Rivers/Antonio Gates (8,938) and Tony Romo/Jason Witten (7,284).

★ Gronkowski enters the 2018 season with 7,179 receiving yards, ninth all-time among NFL tight ends, and needs 802 yards to move into the top five among all tight ends in NFL history.

★ Gronkowski enters the 2018 season with 7,179 receiving yards and needs 281 yards to move past Wes Welker (7,459) into second place all-time on the Patriots receiving yards list, behind Stanley Morgan (10,352).

★ Gronkowski enters the 2018 season with 474 receptions, 21st in NFL history among tight ends. He needs 26 receptions to become the 14th NFL tight end to reach 500 receptions.

★ Gronkowski enters the 2018 season with 474 receptions, fifth in team history and the second-most among New England tight ends, behind the 490 by Ben Coates. He needs 17 receptions to move past Coates.

★ Gronkowski enters the 2018 season third all-time among NFL tight ends with 76 receiving touchdowns, behind Antonio Gates (114) and Tony Gonzalez (111).

★ Gronkowski has 16 career multi-TD games, third most all-time for a tight end behind Antonio Gates (21) and Tony Gonzalez (18).

★ Gronkowski leads all NFL players with 76 touchdown receptions since 2010, ahead of Dez Bryant (73) and Jimmy Graham (69).

★ Gronkowski enters the 2018 season first among all NFL tight ends with 12 postseason touchdowns. His 12 postseason touchdowns are tied with John Stallworth for second all-time for most touchdown receptions in the postseason to the 22 by Jerry Rice.

★ Gronkowski has four postseason 100-yard games and needs one more to move past Vernon Davis and Keith Jackson for the most 100-yard games by a tight end in postseason history with five.

★ Gronkowski (4) needs one more 100-yard game in the postseason to move past Deion Branch and Julian Edelman for the most in New England postseason history with five.



PATRIOTS OFFENSIVE NOTES

RECEIVING YARDS RECORD

Rob Gronkowski finished the 2011 season with 1,327 receiving yards, surpassing San Diego's Kellen Winslow's 1980 record of 1,290 receiving yards for most receiving yards in a season by a tight end. Gronkowski (1,176) reached 1,000 yards for the third time in 2015 and had 11 touchdowns in 2015 for his fifth season with 10 or more touchdowns. The 1,176 yards led all tight ends in 2015 and is 10th all-time for a tight end in NFL history. He enters 2018 first among all tight ends with 1,084 yards.

MOST RECEIVING YARDS BY TIGHT END IN THE NFL

Player	Yards	Year
Rob Gronkowski	1,327	2011
Jimmy Graham (NO)	1,310	2011
Kellen Winslow (SD)	1,290	1980
Tony Gonzalez (KC)	1,258	2004
Todd Christensen (Raiders)	1,247	1983
Jimmy Graham (NO)	1,215	2013
Jackie Smith (STL)	1,205	1967
Tony Gonzalez (KC)	1,203	2000
Pete Retzlaff (PHI)	1,190	1965
Rob Gronkowski	1,176	2015

MOST RECEIVING YARDS BY A PATRIOTS TIGHT END

Player	Yards	Year
Rob Gronkowski	1,327	2011
Rob Gronkowski	1,176	2015
Ben Coates	1,174	1994
Rob Gronkowski	1,158	2015
Rob Gronkowski	1,124	2014
Rob Gronkowski	1,084	2017
Ben Coates	915	1995
Aaron Hernandez	910	2011
Marv Cook	808	1991
Don Hasselbeck	808	1981

MOST RECEPTIONS BY A PATRIOTS TIGHT END

Player	Rec.	Year
Ben Coates	96	1994
Rob Gronkowski	90	2011
Ben Coates	84	1999
Rob Gronkowski	82	2014
Marv Cook	82	1991

GRONK LEADS TIGHT ENDS

Rob Gronkowski finished first among all tight ends with 1,084 receiving yards in 2017. It is the fourth time that he has led all tight ends in receiving yards. He led with 1,327 yards in 2011, 1,124 yards in 2014 and 1,176 yards in 2015. Only two tight ends have led in receiving yards at the position more than four times – Tony Gonzalez (7) and Shannon Sharpe (5).

GRONKOWSKI JOINS ELITE TE CLUB

Rob Gronkowski eclipsed 1,000 yards receiving and 10+ touchdowns for the third time in his career in 2015 and is the only tight end in NFL history with three 1,000-yard and double-digit TD seasons. He had 1,084 yards and eight touchdowns in 2017.

TIGHT ENDS WITH TWO 1,000-YARD RECEIVING & 10+TD SEASONS

Player	Team	Season	Rec. Yards	Touchdowns
Rob Gronkowski	NE	2011	1,327	17
Jimmy Graham	NO	2011	1,310	11
Jimmy Graham	NO	2013	1,215	16
Rob Gronkowski	NE	2015	1,176	11
Rob Gronkowski	NE	2014	1,124	12

SPECIAL CONNECTION

Since Rob Gronkowski entered the NFL in 2010, he and Tom Brady have connected on 75 touchdown passes, the most among any NFL duo.

MOST TOUCHDOWN CONNECTIONS SINCE 2010

Tom Brady and Rob Gronkowski	75
Aaron Rodgers and Jordy Nelson	61
Philip Rivers and Antonio Gates	55

MULTI-SCORE GAMES

Gronkowski has had two or more touchdowns in a game 16 times. Gronkowski passed Randy Moss (15) for the franchise record for most games with at least two touchdowns after he scored two touchdowns vs. Miami on Nov. 26, 2017.

PATRIOTS RECORD FOR MOST GAMES WITH MULTIPLE TDS

Rob Gronkowski	16
Randy Moss	15
Corey Dillon	13
Stanley Morgan	11

MOST GAMES WITH MULTIPLE TOUCHDOWNS BY AN NFL TIGHT END

Antonio Gates	21
Tony Gonzalez	18
Rob Gronkowski	16
Jimmy Graham	15

GRONKOWSKI DOUBLE-DIGIT TDS

Gronkowski became the first tight end in NFL history to have five seasons with 10 or more touchdowns. Gronkowski finished the 2017 season with 8 TDs.

NFL TIGHT ENDS WITH MOST 10-PLUS TOUCHDOWN SEASONS

Rob Gronkowski	5 – 2010 (10), 2011 (18), 2012 (11), 2014 (11), 2015 (11)
Antonio Gates	4 – 2004 (13), 2005 (10), 2010 (10), 2014 (12)
Jimmy Graham	4 – 2011 (11), 2013 (16), 2014 (10), 2017 (10)
Tony Gonzalez	3 – 1999 (11), 2003 (10), 2008 (10)
Dallas Clark	2 – 2007 (11), 2009 (10)
Vernon Davis	2 – 2009 (13), 2013 (13)
Shannon Sharpe	2 – 1996 (10), 1998 (10)
Wesley Walls	2 – 1996 (10), 1999 (12)
Julius Thomas	2 – 2013 (12), 2013 (12)

MOST 10-PLUS TOUCHDOWN SEASONS / PATRIOTS HISTORY

5 Rob Gronkowski – 2010-12, 2014-15
3 Randy Moss – 2007-09
3 Corey Dillon – 2004-06
2 BenJarvus Green-Ellis – 2010-11
2 Curtis Martin – 1995-96
2 Stanley Morgan – 1979, 1986



PATRIOTS OFFENSIVE NOTES

1,000-YARDS SEASONS

Rob Gronkowski [1,084] reached 1,000 yards in 2017 for the fourth time in his career and joins Tony Gonzalez and Jason Witten as the only tight ends in NFL history with four 1,000-yard seasons.

NFL TIGHT ENDS WITH AT LEAST TWO 1,000-YARD SEASONS

Rob Gronkowski	4 - 2011, 14, 15, 17
Tony Gonzalez	4 - 2000, 04, 07, 08
Jason Witten	4 - 2007, 09, 10, 12
Kellen Winslow, Sr.	3 - 1980, 81, 83
Shannon Sharpe	3 - 1994, 96, 97
Todd Christensen	3 - 1983, 84, 86
Greg Olsen	3 - 2014, 15, 16
Antonio Gates	2 - 2005, 09
Jimmy Graham	2 - 2011, 13
Ozzie Newsome	2 - 1981, 84
Travis Kelce	2 - 2016, 17

TIGHT END TD RECORD

Gronkowski set an NFL record for most touchdowns by a tight end with 18 overall touchdowns in 2011 (17 receiving and 1 rushing).

MOST TOTAL TDs BY A TIGHT END IN A SINGLE NFL SEASON

TDs	Player	Team	Year
18	Rob Gronkowski	NE	2011 (17 rec., 1 rush)
16	Jimmy Graham	NO	2013 (16 rec.)
13	Tyler Eifert	CIN	2015 (13 rec.)
13	Vernon Davis	SF	2013 (13 rec.)
13	Vernon Davis	SF	2009 (13 rec.)
13	Antonio Gates	SD	2004 (13 rec.)

MOST TD RECEPTIONS BY A TIGHT END IN A SINGLE NFL SEASON

TDs	Player	Team	Year
17	Rob Gronkowski	NE	2011
16	Jimmy Graham	NO	2013
13	Tyler Eifert	CIN	2015
13	Vernon Davis	SF	2013
13	Vernon Davis	SF	2009
13	Antonio Gates	SD	2004

TE TD CLUB

Gronkowski now has 76 career touchdown receptions, third all-time by a tight end.

MOST TOUCHDOWN RECEPTIONS BY AN NFL TIGHT END

Player	Total Career TDs
Antonio Gates	114
Tony Gonzalez	111
Rob Gronkowski	76
Jimmy Graham	69
Jason Witten	68
Shannon Sharpe	62
Jerry Smith	60
Vernon Davis	60

SPECIAL CONNECTION I

Rob Gronkowski and Tom Brady have connected for 7,104 yards, the third-most between a quarterback and a tight end in NFL history.

MOST RECEIVING YARDS BETWEEN A QB AND A TIGHT END IN NFL HISTORY

Quarterback	Tight End	Team	Rec. Yds.
Philip Rivers	Antonio Gates	LA Chargers	8,938
Tony Romo	Jason Witten	Dallas	7,287
Tom Brady	Rob Gronkowski	New England	7,104

SPECIAL CONNECTION II

Rob Gronkowski has 7,104 receiving yards from Tom Brady and moved past Wes Welker for the most receiving yards from Brady.

MOST RECEIVING YARDS FROM TOM BRADY

Player	Receiving Yards
Rob Gronkowski	7,104
Wes Welker	6,300
Julian Edelman	4,264

BRADY TO GRONK ON REPEAT

THE MOST TD CONNECTIONS BETWEEN A QB AND A TE IN NFL HISTORY

Quarterback	Tight End	Team	TD Connections
Philip Rivers	Antonio Gates	LA Chargers	87
Tom Brady	Rob Gronkowski	New England	75
Drew Brees	Jimmy Graham	New Orleans	51
Drew Bledsoe	Ben Coates	New England	45
Peyton Manning	Dallas Clark	Indianapolis	44
Sonny Jurgensen	Jerry Smith	Washington	43
Dan Fouts	Kellen Winslow	San Diego	41
John Elway	Shannon Sharpe	Denver	41
Ben Roethlisberger	Heath Miller	Pittsburgh	41

BRADY TO GRONK - 5TH PLACE ALL-TIME

Quarterback	Receiver	TD Connections
Peyton Manning	Marvin Harrison	112
Philip Rivers	Antonio Gates	87
Steve Young	Jerry Rice	85
Dan Marino	Mark Clayton	79
Tom Brady	Rob Gronkowski	75
Drew Brees	Marques Colston	72
Peyton Manning	Reggie Wayne	67
Jim Kelly	Andre Reed	65

DOUBLE-DIGIT TD SEASONS

Gronkowski is the first tight end in NFL history to have three straight 10-plus touchdown seasons.

CONSECUTIVE 10-PLUS TD SEASON BY A TE/NFL HISTORY

3 Rob Gronkowski	10 in 2010, 18 in 2011, 11 in 2012
2 Antonio Gates	13 in 2004 and 10 in 2005

THREE STRAIGHT 10-TD SEASONS

Gronkowski had three straight 10-touchdown seasons (10 in 2010, 18 in 2011 and 11 in 2012). Gronkowski joins Randy Moss (2007, 2008 and 2009) and Corey Dillon (2004, 2005, 2006) as the only Patriots with three straight 10-plus touchdown seasons. He is the first Patriot with five 10-plus touchdown seasons overall after reaching 11 touchdowns in 2015.

CONSECUTIVE 10-PLUS TD SEASONS / PATRIOTS HISTORY

3 Rob Gronkowski - 2010, 2011, 2012
3 Randy Moss - 2007, 2008, 2009
3 Corey Dillon - 2004, 2005, 2006
2 BenJarvus Green-Ellis - 2010, 2011
2 Curtis Martin - 1995, 1996

MOST 10-PLUS TOUCHDOWN SEASONS / PATRIOTS HISTORY

5 Rob Gronkowski - 2010, 2011, 2012, 2014 and 2015
3 Randy Moss - 2007, 2008, 2009
3 Corey Dillon - 2004, 2005, 2006
2 BenJarvus Green-Ellis - 2010, 2011
2 Curtis Martin - 1995, 1996
2 Stanley Morgan - 1979, 1986



PATRIOTS OFFENSIVE NOTES

GRONK FOURTH FASTEST 70 TD REC.

Rob Gronkowski scored his 70th career touchdown reception on a 5-yard pass from QB Tom Brady vs. Houston (9/24/17) and became the fastest tight end to reach 70 career touchdown receptions, doing so in his 91st career game.

FEWEST GAMES TO REACH 70 TD RECEPTIONS AMONG ALL NFL TIGHT ENDS

Rob Gronkowski	91
Antonio Gates	122
Tony Gonzalez	183

FEWEST GAMES TO REACH 70 TD RECEPTIONS OVERALL

Lance Alworth	80
Jerry Rice	81
Don Hutson	85
Randy Moss	89
Rob Gronkowski	91
Marvin Harrison	102
Dez Bryant	102

GRONK JOINS ELITE GROUP TO REACH 75 TD RECEPTIONS IN FIRST 100 GAMES

Gronkowski joins an elite group that reached 70 touchdown receptions in their first 100 games.

PLAYER	RECEIVING TOUCHDOWNS THROUGH 100 GAMES
Jerry Rice	87
Don Hutson	86
Randy Moss	84
Lance Alworth	78
Rob Gronkowski	75

GRONK GOES OVER 100 AGAIN

Gronkowski matched his personal best with five 100-yard games in 2015. He also had five in 2011. The NFL record for most 100-yard games in a season by a tight end is six by Tony Gonzalez (2004 and 2000) and Jimmy Graham (2013). The Patriots record for most 100-yard games in a season is nine by Randy Moss (2007) and Stanley Morgan (1986). Gronkowski had three 100-yard games in 2017.

MOST 100-YARD RECEIVING GAMES IN A SINGLE SEASON BY A TE

Player	Season	100-Yard Games
Tony Gonzalez	2004	6
Tony Gonzalez	2000	6
Jimmy Graham	2013	6
Rob Gronkowski	2015	5
Rob Gronkowski	2011	5

MOST TD CATCHES BY A PATS TE

MOST TD CATCHES IN A SEASON BY A PATRIOTS TE

Player	Year	Rec	Yds	Avg	Lg	TD
Rob Gronkowski	2011	90	1,327	14.7	52t	17
Rob Gronkowski	2014	82	1,124	13.7	46t	12
Rob Gronkowski	2015	72	1,176	16.3	76T	11
Rob Gronkowski	2012	55	790	14.4	41	11
Rob Gronkowski	2010	42	546	13	28	10
Ben Coates	1996	62	682	11	84t	9

Gronkowski finished the 2011 season with 90 receptions, posting the 15th season with 90 or more receptions by a tight end in NFL history

IN GOOD COMPANY

In 2011, Rob Gronkowski joined Dallas Clark, Jimmy Graham, Tony Gonzalez and Todd Christensen, as the only tight ends in NFL history with 90-plus receptions, 1,000-plus yards and 10-plus touchdown receptions in a single season.

TIGHT ENDS WITH 90-PLUS RECEPTIONS, 1,000-PLUS YARDS AND 10-PLUS TOUCHDOWNS IN A SEASON

Player	Rec.	Yards	TDs	Year
Rob Gronkowski (NE)	90	1,327	17	2011
Jimmy Graham (NO)	99	1,310	11	2011
Dallas Clark (IND)	100	1,106	10	2009
Tony Gonzalez (KC)	96	1,058	10	2008
Todd Christensen (LAR)	92	1,247	12	1983

GRONK NETS 26th 100-YD GAME

Gronkowski finished with a career-best 168 yards at Pittsburgh on Dec. 17, 2017 for his 26th 100-yard receiving game, the second most by a tight end in NFL history to the 31 by Tony Gonzalez.

MOST 100-YARD RECEIVING GAMES IN PATRIOTS HISTORY

Stanley Morgan	38
Wes Welker	28
Rob Gronkowski	26
Randy Moss	18

MOST 100-YARD GAMES BY A PATRIOTS TIGHT END

Player	100-Yard Games
Rob Gronkowski	26
Ben Coates	9

MOST 100-YARD GAMES BY A TIGHT END IN NFL HISTORY

Player	100-Yard Games
Tony Gonzalez	31
Rob Gronkowski	26
Kellen Winslow	24
Jackie Smith	22
Antonio Gates	21
Jason Witten	21
Shannon Sharpe	19

Gronkowski had 168 yards receiving in the win at Pittsburgh on Dec. 17, 2017 and now has seven career games with 140 or more yards, tied with Shannon Sharpe (7) for the most by a tight end in NFL history.

SECOND TO ONE

Gronkowski finished the 2011 season with 18 overall touchdowns (17 receiving, 1 rushing), passing Curtis Martin (17 overall in 1996) for the second highest single season total in Patriots history.

PATRIOTS RECORD BOOK / MOST TOUCHDOWNS IN A SEASON

Player	Season	TDs
Randy Moss	2007	23
Rob Gronkowski	2011	18
LeGarrette Blount	2016	18
Curtis Martin	1996	17

FINDING A WAY TO SCORE

Rob Gronkowski has the second highest touchdown per reception percentage in NFL history among players with at least 200 receptions since the 1970 merger.

Player, Team	Rec	TD	Pct.
Mike Quick, Philadelphia	363	61	16.8
Rob Gronkowski, New England	474	76	16.0
Wesley Walker, New York Jets	438	71	16.2
Randy Moss, MIN, OAK, NE, TEN, SF	982	156	15.9

ALL-PURPOSE PLAYER

In 2011, Gronkowski became the second tight end in NFL history to rush for a touchdown, catch a touchdown, record a tackle and return a kickoff in the same season. Bo Scaife was the first to accomplish the feat in 2006 with Tennessee.

END ZONE DOUBLE DOWN

Gronkowski's seven games with two or more touchdowns in 2011 are an NFL record for a tight end. Antonio Gates (San Diego in 2004) and Jerry Smith (Washington in 1967) each had four two-touchdown games. Gronkowski has 15 such games in his NFL career.

MOST GAMES WITH 2+ TD RECEPTIONS/SEASON

8	Randy Moss (Patriots)	2007
7	Rob Gronkowski (Patriots)	2011
7	Cris Carter (Minnesota)	1995
7	Jerry Rice (San Francisco)	1987



PATRIOTS OFFENSIVE NOTES

LEAGUE

LEADER

76

Gronkowski's 76 touchdown receptions since the start of the 2010 season are the most in the NFL. His 77 overall touchdowns, are tied with LeSean McCoy for the most during that time.

MOST TOUCHDOWN RECEPTIONS SINCE 2010

Player	Touchdowns
Rob Gronkowski	76
Dez Bryant	73
Jimmy Graham	69
Jordy Nelson	65
Calvin Johnson	62

MOST TOUCHDOWN RECEPTIONS BY A TIGHT END SINCE 2010

Player	Touchdowns
Rob Gronkowski	76
Jimmy Graham	69
Antonio Gates	55
Jason Witten	41
Greg Olsen	38
Vernon Davis	38
Kyle Rudolph	37
Julius Thomas	36

FOUR 3+ TD GAMES

With his three touchdowns against Pittsburgh (9/10/15), Gronkowski tied the Patriots record for most games with three or more touchdowns (4). His four three-touchdown performances are also most in the NFL since 2010.

MOST GAMES WITH THREE OR MORE TDS

4	Rob Gronkowski
4	Randy Moss
2	LeGarrette Blount
2	Billy Lott
2	Curtis Martin
2	Larry Garron
2	Sam Cunningham

MOST THREE-TD GAMES SINCE 2010

Player	Team	Games with three or more Rec. TDs.
Rob Gronkowski	Patriots	3
Doug Baldwin	Seahawks	3
Odell Beckham Jr.	NY Giants	2
Antonio Brown	Pittsburgh	2
Michael Crabtree	Oakland	2
Victor Cruz	NY Giants	2
Vincent Jackson	San Diego	2
Calvin Johnson	Detroit	2
Brandon Marshall	Chicago	2
Jordy Nelson	Green Bay	2
Demaryius Thomas	Denver	2

RACKING UP THE YARDS

Rob Gronkowski is one of three tight ends in NFL history to tally four career 100-yard receiving games in the postseason and is tied with Deion Branch and Julian Edelman for the most postseason 100-yard games.

MOST POSTSEASON 100-YARD RECEIVING GAMES BY A TIGHT END

Player	100-Yard Games
Rob Gronkowski	4
Vernon Davis	4
Keith Jackson	4
Dallas Clark	3
Greg Olsen	3
Patriots Player	100-Yard Games
Rob Gronkowski	4
Deion Branch	4
Julian Edelman	4
Wes Welker	3

TIGHT END TDS

TE Rob Gronkowski raised his career playoff total to 12 touchdowns, adding to his Patriots' playoff record for most touchdowns and adding to his NFL playoff record for most touchdowns by a tight end. Gronkowski had three touchdowns in the 2017 postseason, including two in Super Bowl LII.

MOST POSTSEASON TOUCHDOWNS BY A TIGHT END

PLAYER	TDS
Rob Gronkowski	12
Dave Casper	7
Vernon Davis	7
Keith Jackson	6
Jay Novacek	6

MOST POSTSEASON TOUCHDOWNS IN PATRIOTS HISTORY

PLAYER	TDS
Rob Gronkowski	12
LeGarrette Blount	8
James White	8
David Givens	7
Tom Brady	6
Danny Amendola	6

POSTSEASON RECORDS

Rob Gronkowski has 12 postseason touchdown receptions to tie John Stallworth for the second-most receiving touchdowns in the postseason.

MOST POSTSEASON TOUCHDOWN RECEPTIONS IN NFL HISTORY

Player	TDS
Jerry Rice	22
Rob Gronkowski	12
John Stallworth	12
Fred Biletnikoff	10
Larry Fitzgerald	10
Antonio Freeman	10
Randy Moss	10
Hines Ward	10
Andre Reed	9
Steve Smith, Sr.	9
Lynn Swann	9
Reggie Wayne	9

MOST RECEIVING YARDS BY A TIGHT END IN NFL POSTSEASON HISTORY

Player	Yards
Rob Gronkowski	972
Dallas Clark	847
Keith Jackson	834
Shannon Sharpe	814
Brent Jones	740
Jay Novacek	645
Greg Olsen	631
Vernon Davis	600

MOST RECEPTIONS BY A TIGHT END IN NFL POSTSEASON HISTORY

Player	Receptions
Rob Gronkowski	68
Dallas Clark	64
Jay Novacek	62
Shannon Sharpe	62
Brent Jones	60
Keith Jackson	51



PATRIOTS OFFENSIVE NOTES

WR CHRIS HOGAN

UNCONVENTIONAL JOURNEY

Despite a successful three year lacrosse career at Penn State, Hogan, also a standout football player in high school, said that playing college football was always in the back of his mind. Having redshirted his sophomore year of lacrosse, Hogan had an extra year of athletic eligibility following his fourth academic year at Penn State. As the football itch still lurked in the back of his mind, Chris played his final year of eligibility with the Monmouth football team, and at the end of the season joined in on some workouts with teammates who were training for the NFL Combine.

"I honestly didn't know if I had what it took to play in the NFL," Hogan wrote in the Tribune. "Still, it was one of those things where I didn't want to look back in five years and be like, 'Man, I wish I would've tried.'"

Chris did not get invited to compete in that year's Combine, but turned heads during a Pro Day held at Fordham. Later that summer, he signed with the San Francisco 49ers as an undrafted free agent.

G TED KARRAS

SCHOOL'S NOT OUT

Although he already owns a bachelor's degree in communications and a master's degree in recreation, sport and tourism from his time at University of Illinois, Ted Karras hasn't completely given up his notebook for an NFL playbook. Along with teammate Joe Thuney, Karras is pursuing his MBA from Indiana University thanks to an NFLPA program that provides tuition assistance for players while navigating a busy NFL schedule.

"It just seems to be that everyone keeps wanting to pay for my school, so I'm not going to turn it down," Karras told the Boston Globe.

Karras and Thuney began their MBA pursuit two weeks after the Patriots Super Bowl LI victory by taking online classes and Skyping with professors from Indiana University's Kelley School of Business up until training camp.

OL SHAQ MASON

A FAMOUS NAMESAKE

A noted sports fan and basketball enthusiast, Shaq's mother, Alicia McGuire, named him Shaquille Olajuwon Mason in 1993 after her two favorite NBA stars at the time, Shaquille O'Neal and Hakeem Olajuwon. The Tennessee native had the opportunity to meet one of his namesakes at a Memphis Grizzlies game while O'Neal was a member of the Miami Heat, receiving a special meet-and-greet and having his jersey signed.

WR CORDARRELLE PATTERSON

IN A RUSH

Patriots WR Cordarrelle Patterson has six rushing touchdowns in his career, tied for the seventh-most in NFL history by a wide receiver. The Patriots have had four receivers rush for a touchdown in a team history.

MOST RUSHING TOUCHDOWNS BY A WIDE RECEIVER IN NFL HISTORY

Player	Rush TDs
Bobby Mitchell	18
Eric Metcalf	12
Charley Taylor	11
Jerry Rice	10
Tavon Austin	9
Frank Jackson	7
Cordarrelle Patterson	6
Bo Roberson	6

RUSHING TOUCHDOWNS BY A PATRIOTS RECEIVER

David Patten - 29-yard touchdown run at Indianapolis on Oct. 21, 2001

Irving Fryar - 8-yard touchdown run at Seattle on Nov. 17, 1985

Darryl Stingley - 34-yard touchdown run vs. Kansas City on Sept. 18, 1977

Darryl Stingley - 23-yard touchdown run vs. Baltimore on Oct. 6, 1974

WR MATTHEW SLATER

WHAT TO LOOK FOR IN 2018

- ★ Matthew Slater has earned seven Pro Bowls (2011-17) as a special teams player to match Steve Tasker (1987, 1990-95) for the most special teams Pro Bowl honors in NFL history. He is the first with seven straight special teams Pro Bowl honors.

LIKE FATHER LIKE SON

Matthew Slater is one of 10 sons of Hall of Fame members to be drafted in NFL history.

HALL OF FAME FATHERS WITH SONS DRAFTED IN THE NFL

Jackie Slater (class of 2001) - son, Matthew Slater (NE)

Bobby Bell (class of 1983) - son, Bobby Bell (NYJ)

Tony Dorsett (class of 1994) - son, Anthony Dorsett (HOU)

Bob Griese (class of 1990) - son, Brian Griese (DEN)

Russ Grimm (class of 2010) - son, Cody Grimm (TB)

Howie Long (class of 2000) - son, Chris Long (STL)

son, Kyle Long (CHI)

Bruce Matthews (class of 2007) - son, Jake Matthews (ATL)

Don Shula (class of 1997) - son, Mike Shula (TB)

Kellen Winslow (class of 1995) - son, Kellen Winslow (CLE)

PRO BOWL RECORD

Matthew Slater has earned seven Pro Bowl invitations (2011-17) as a special teams player to match Steve Tasker (1987, 1990-95) for the most special teams Pro Bowl honors in NFL history. Slater is the only special teams player to earn seven consecutive Pro Bowls.



PATRIOTS OFFENSIVE NOTES

ALL-STAR COMBINATION

Matthew Slater has been voted to the Pro Bowl for seven straight seasons, matching the seven that his father was voted to with the LA Rams. The Slater family's 14 combined Pro Bowls are the second most among father-son contingents to have been voted to at least one Pro Bowl each.

MOST FATHER AND SON PRO BOWL SELECTIONS

Players	Pro Bowls
Archie (2), Peyton (14) and Eli Manning (4)	20
Jackie (7) and Matthew Slater (7)	14

ELECTED TEAM LEADER

Patriots wide receiver Matthew Slater has been named to seven straight Pro Bowls (2011-17) for his special teams work, but perhaps more revealing of his value to New England is the fact that he was elected a captain by his teammates for the seventh straight season in 2017.

The special teams ace was willing to share his advice on being a great captain with high school football players in a story published by *The Boston Globe*. "I think first and foremost, you have to be able to put others before yourself. Being a captain and leadership is about serving, and to me, that means a great deal of sacrifice – putting aside personal agendas for the greater common goal. Leadership is equated with sacrifice. I think you have to be willing to do whatever it takes for the unit to succeed. I think you need to lead by example. A lot of times, it's about what you do, not what you say."

SLATER'S EMERGENCE WAS SPECIAL

Bill Belichick acknowledged Matthew Slater's role as a gunner on special teams: "Matt is one of the best in the league," Belichick said. "Any time the punt return team has to double somebody, that makes it one less guy they can use somewhere else in the return. He almost always draws two guys out there unless they're in an eight-man rush. Most of the time, there's two guys out there – fourth-and-short, where they're trying to protect the box – but he draws a lot of double teams, and deservedly so. He does an outstanding job of covering punts."

OL JOE THUNEY

THUNEY DOES HAVE THE SIZE

An Ohio native, Joe Thuney was told he may not have the size to play offensive line in the Big Ten conference for his hometown Ohio State Buckeyes. Settling on North Carolina State, Thuney went on to become a mainstay on the offensive line while also earning his bachelor's degree in accounting in just three years, added an internal affairs degree and also minored in Spanish.

BACK TO SCHOOL

Along with teammate Ted Karras, Joe Thuney has taken advantage of an NFL-PA program that assists its players in earning college degrees. After earning his degree in accounting while also studying international studies at N.C. State, Thuney is now pursuing his MBA through Indiana University's Kelley School of Business.

RB JAMES WHITE

WHITE CATCHES TD PASSES

RB James White has the most touchdown receptions by a running back in the NFL since 2015 with 12

RUNNING BACK WITH THE MOST RECEIVING TD SINCE 2015

Player	Team	TDs
James White	Patriots	12
Theo Riddick	Lions	10
David Johnson	Cardinals	8
Chris Thompson	Redskins	8
Danny Woodhead	Chargers/Ravens	7

WWW.PATRIOTS.COM

WHITE HAS CAREER DAY

James White set career regular season highs with 10 receptions and 115 receiving yards vs. Philadelphia (12/6/15). White's 115 receiving yards are the second-highest such total for a Patriots running back since the 1970 AFL-NFL merger, trailing only Shane Vereen's team-record 153 receiving yards vs. Cleveland on Dec. 8, 2013. White tied his career high with 10 receptions vs Carolina on Oct. 1, 2017 and became the second Patriots running back with two regular games with at least 10 receptions.

PATRIOTS HISTORY/MOST RECEIVING YARDS IN A GAME BY A RUNNING BACK

Player	Date	Opp	Rec
Shane Vereen	12/08/13	CLE	153
Dick Christy	11/04/60	OAK	124
Joe Johnson	11/25/60	HOU	123
James White	12/06/15	PHI	115
Larry Garron	12/11/66	HOU	113
Tony Collins	10/27/85	TB	109
Kevin Faulk	11/10/02	CHI	109
Kevin Faulk	11/23/03	HOU	108
Billy Lott	10/22/61	BUF	108

PATRIOTS HISTORY / MOST RECEPTIONS IN A GAME BY A RUNNING BACK

Player	Date	Opp	Rec
Shane Vereen	12/08/13	CLE	12
Tony Collins	11/29/87	PHI	11
Kevin Faulk	09/03/20	TB	11
Leroy Thompson	11/13/94	MIN	11
James White	10/01/17	CAR	10
James White	12/06/15	PHI	10
Tony Collins	11/16/86	LAR	10
Tony Collins	09/28/86	DEN	9
Kevin Faulk	12/29/02	MIA	9

SUPER BOWL RECORD SETTER

James White set a Super Bowl record with 14 receptions for 110 yards. The previous high was 13 receptions by WR Demaryius Thomas of Denver in Super Bowl XLVII.

MOST RECEPTIONS IN A SUPER BOWL/GAME

- 14 James White vs. Atlanta - Super Bowl LI**
- 13 Demaryius Thomas vs. Seattle - Super Bowl XLVII
- 11 Dan Ross vs. San Francisco - Super Bowl XVI
- 11 Jerry Rice vs. San Diego - Super Bowl XXIX
- 11 Wes Welker vs. N.Y. Giants - Super Bowl XLII
- 11 Shane Vereen vs. Seattle - Super Bowl XLIX

White also set a Super Bowl record by scoring 20 points with two rushing touchdowns, one touchdown reception and one two-point conversion.

MOST POINTS SCORED IN A SUPER BOWL/GAME

- 20 James White - Super Bowl LI**
- 18 Roger Craig - Super Bowl XIX
- 18 Jerry Rice - Super Bowl XXIV
- 18 Ricky Watters - Super Bowl XXIX
- 18 Terrell Davis - Super Bowl XXXII

MOST TOUCHDOWNS IN A SUPER BOWL/GAME

- 3 James White, Super Bowl LI - (2 rushing and 1 receiving)**
- 3 Roger Craig, Super Bowl XIX - (1 rushing, 2 receiving)
- 3 Jerry Rice, Super Bowl XXIV - (3 receiving)
- 3 Ricky Watters, Super Bowl XXIX - (1 rushing, 2 receiving)
- 3 Terrell Davis, Super Bowl XXXII - (3 rushing)

RUNNING BACK RECEPTIONS

RB James White had 56 catches in 2017. The Patriots record for most receptions by a running back is 77 by Tony Collins in 1986.

MOST RECEPTIONS IN A SEASON BY A PATRIOTS RUNNING BACK

- 77 Tony Collins in 1986
- 65 Leroy Thompson in 1994
- 60 James White in 2016
- 58 Kevin Faulk in 2008
- 56 James White in 2017**

@PATRIOTS



PATRIOTS DEFENSIVE NOTES

DL ADAM BUTLER

CAREER DEFINING CONTEST

Adam Butler arrived at Vanderbilt as an accomplished high school offensive lineman and spent his freshman season redshirting as a backup at center and guard. During his first offseason, Butler entered a rib eating contest, which judges ruled his team had lost. Butler disagreed and began arguing with the judges. Then Commodore defensive coordinator Bob Shoop was in attendance and witnessed Butler's demeanor and was impressed with his competitive attitude. Shoop convinced then head coach James Franklin to ask Butler to transition to defense.

"Coach Franklin brought me into his office and he asked me what I wanted, and I wanted whatever was best for the team," Butler told *The Tennessean*. "Because we were so short on defensive linemen at that time, that's how it happened."

DL TREY FLOWERS

FLOWERS DOUBLES DOWN AGAIN

DL Trey Flowers had three two-sack games in 2016 and in the second-half of last season, he moved into a starting role. In his final eight games of the season he recorded seven sacks, ranking sixth in the NFL during that span.

Most Sacks in Second Half of 2016

Vic Beasley, Jr.	9
Cameron Wake	8.5
Danielle Hunter	8.5
Khalil Mack	8
Olivier Vernon	7.5
Trey Flowers	7

MULTI-SACK GAMES

MOST GAMES WITH 2+ SACKS 2016-17

Name	Multi-Sack Games
Calais Campbell (ARI/JAX)	6
Joey Bosa (SD/LAC)	5
Trey Flowers (Patriots)	5
Everson Griffen (Minnesota)	5
Cameron Heyward (Pittsburgh)	5
Ryan Kerrigan (Washington)	5
Terrell Suggs (Baltimore)	5
Vic Beasley Jr. (Atlanta)	4
Akiem Hicks (Chicago)	4
Chandler Jones (Arizona)	5
Khalil Mack (Oakland)	4
Von Miller (Denver)	4
Yannick Ngakoue (Jacksonville)	4
Jason Pierre-Paul (N.Y. Giants)	4
18 Players	3

DB DURON HARMON

HARMON SECURES THE WIN

Duron Harmon picked off Pittsburgh QB Ben Roethlisberger in the end zone with five seconds to play to secure a 27-24 win on Dec. 17, 2017. It was the fourth time overall that he has picked off a pass in the end zone to secure a win and the second time in the 2017 season. He intercepted Houston QB DeShaun Watson in the end zone as time expired to secure the win on Sept. 24, 2017. He picked off Miami QB Ryan Tannehill in the end zone with nine seconds to play to secure the Patriots 31-24 win on Sept. 18, 2016, and Harmon intercepted a Joe Flacco pass in the end zone with 1:39 left to preserve the Patriots 35-31 lead in an AFC Divisional win vs. Baltimore on Jan. 10, 2015. Ten of his 14 career interceptions have been in the fourth quarter.

4TH QUARTER PICKS

Throughout his six NFL seasons, Duron Harmon has shown a knack for notching late-game interceptions. Of his 14 career picks, 10 have come in the fourth quarter, with six of those occurring during the final two minutes of the second half.

4TH QUARTER INTERCEPTIONS

Date	Opponent	Result
10/27/13	vs. MIA	W, 27-17
11/3/13	vs. PIT	W, 55-31
1/10/15	vs. BAL	W, 35-31*
9/10/15	vs. PIT	W, 28-21
10/29/15	vs. MIA	W, 36-7
9/18/16	vs. MIA	W, 31-24
1/14/17	vs. HOU	W, 34-16*
9/24/17	vs. HOU	W, 36-33
11/26/17	vs. MIA	W, 35-17
12/17/17	at PIT	W, 27-24

INTERCEPTIONS IN THE FINAL 2 MINUTES

Date	Opponent	Time Remaining
10/27/13	vs. MIA	0:55
01/10/15	vs. BAL	1:46*
9/18/16	vs. MIA	0:09
9/24/17	vs. HOU	0:03
11/26/17	vs. MIA	1:54
12/17/17	at PIT	0:09

* Playoff Game

HARMON INTERCEPTION NOTES:

Eight of 11 occurred in the 4th quarter.
 (10 of 14 including postseason)
 Five of 11 occurred in the final two minutes of the game.
 (6 of 14 including postseason)
 Three of 11 occurred in the end zone.
 (Four of 14 including postseason)
 Six of 11 occurred inside the Patriots red zone.
 (Nine of 14 including postseason)
 Nine of 11 occurred inside the Patriots 35-yard line.
 (12 of 14 including postseason)
 All 11 occurred in Patriots' wins.
 (13 of 14 including postseason)
 Five of 11 have occurred against Miami.
 (Four of five against Ryan Tannehill)
 Eight of 11 have occurred against either Miami or Pittsburgh.
 Eight of 11 have occurred at Gillette Stadium.
 (10 of 14 including postseason)



PATRIOTS DEFENSIVE NOTES

LB DONT'A HIGHTOWER

WEARING BRUSCHI'S JERSEY #54

As a first round draft pick, Dont'a Hightower is used to high expectations. Hightower went to training camp with jersey #45 but was switched to jersey #54 prior to the start of his rookie year in 2012. Former LB Tedy Bruschi wore #54 for 13 seasons.

Hightower understands the importance of the number and hopes to live up to its legacy. "I definitely feel honored to be able to wear this number," Hightower said. "I've read that Tedy didn't want it to be retired and he hoped another linebacker would come in and be able to wear



this number and be able to play as well. I feel honored. Tedy was a great player, and he means a lot to this organization. I'm definitely proud to be able to wear this number."

WINNER ON MULTIPLE LEVELS

Dont'a Hightower and Russell Maryland (2 national championships at University of Miami and three Super Bowl Championships with Dallas) are the only two players with two national championships and two Super Bowl wins.

DB DEVIN McCOURTY

WHAT TO LOOK FOR IN 2018

★ Devin McCourty enters 2018 tied with Ty Law for second-most Pro Bowls as a Patriots defensive back with four. Only CB Mike Haynes had more Pro Bowl invites as a Patriots DB with six.

DOUBLE TROUBLE

After being selected by the Patriots in the first round of the 2010 NFL Draft, CB Devin McCourty became part of a select group in league history. McCourty's identical twin brother, Jason, joined the Patriots this past offseason for his 10th NFL season. The two became the 12th set of twins to play in the NFL. They look to become the first set of twins to play together on the same team since 1926 when Gene and Tom Golsen suited up together for the Louisville Colonels.

Devin and Jason were cornerbacks in the Rutgers secondary from 2005-08. Devin redshirted for the 2005 season and was a year behind his brother in eligibility. Devin became the second twin to suit up for the Patriots, after CB Kato Serwanga was a member of the team from 1998-2000. His twin brother, Jason, played for San Francisco and Minnesota from 1999-2001. According to McCourty's mother, the two can only be told apart by tiny scars on their faces left by chickenpox.

McCOURTY GOES LONG

Devin McCourty had a 104-yard kickoff return for a touchdown vs. N.Y. Jets (10/21/12), the second longest kickoff return in team history. Ellis Hobbs has the longest in team history with a 108-yard return for a touchdown at N.Y. Jets on Sept. 9, 2007. He was named AFC Special Teams Player of the Week for his performance.

Longest Kickoff return in Patriots History

Ellis Hobbs

108TD at New York Jets (9-9-07)

Devin McCourty

104TD vs. New York Jets (10-21-12)

IN GOOD COMPANY

Devin McCourty earned Associated Press All-Pro Second Team honors at safety in 2013 and 2016. He also earned Second Team All-Pro Honors as a rookie in 2010 when he played cornerback. McCourty joins Pro Football Hall of Famers Rod Woodson and Ronnie Lott as the only NFL players to earn All-Pro honors at both safety and cornerback.

BROTHERS IN ARMS

Devin, along with twin brother Jason McCourty, has seen first-hand the effects of sickle cell disease. Both their aunt and uncle lived with the disease while their father carried the trait. Devin and Jason partnered with Embrace Kids Foundation to form their own "Tackle Sickle Cell" campaign aiming to educate the public, increase blood donations and raise money and awareness for the fight against sickle cell disease. Devin's work with the local Boston Children's Hospital has helped advance research of the disease with doctors now as close as they've ever been to a cure.




PATRIOTS SPECIAL TEAMS NOTES

K STEPHEN GOSTKOWSKI

WHAT TO LOOK FOR IN 2018

- ★ If Stephen Gostkowski leads the NFL in scoring in 2018, he will set the NFL mark for most seasons leading the NFL in scoring with six, moving past Don Hutson (5) and Gino Cappelletti (5). Gostkowski has led the NFL in scoring in 2008, 2012-14 and 2015.
- ★ In 2015, Gostkowski became the first NFL player with four seasons of 150 or more points. He added his fifth season of 150 or more points in 2017 and can add to that number in 2018.
- ★ Gostkowski (5) needs one more 30-field goal season in 2018 to move out of a tie with David Akers (5), John Carney (5) and Justin Tucker (5) for the most in NFL history with six seasons of 30 or more field goals.
- ★ Gostkowski has led the NFL in field goals three times (2008, 2013 and 2014), and if he leads the NFL in field goals in 2018, he will join Lou Groza (5), Jack Manders (4), Ward Cuff (4) and Mark Moseley (4) as the only NFL players to lead the NFL in field goals in at least four seasons.
- ★ Gostkowski (1,613) enters the 2018 season 18th on the NFL's all-time list for points.
- ★ Gostkowski (180) is second all-time in postseason points, behind Adam Vinatieri (234) and will look to add to those numbers in 2018.
- ★ Gostkowski is third on the NFL's all-time postseason list with 34 field goals behind Adam Vinatieri (56) and David Akers (39).
- ★ Gostkowski (340) is 10 field goals away from becoming the 19th kicker in NFL history to convert 350 field goals in his career.



FRANCHISE SCORING LEADER

K Stephen Gostkowski became the Patriots all-time leader in points, passing Adam Vinatieri in 2014 vs. Miami (12/14).

Player	Points
Stephen Gostkowski	1,613
Adam Vinatieri	1,158
Gino Cappelletti	1,130

NFL SCORING LEADER

Gostkowski is the first NFL player with five 150 point seasons. His 156 points in 2017 are tied for the second most of his career and the second most in the NFL in 2017.

Patriots Record for Most Points in a Season

158	Stephen Gostkowski, 2013
156	Stephen Gostkowski, 2017
156	Stephen Gostkowski, 2014
155	Gino Cappelletti, 1964 (includes 7 TDs)
153	Stephen Gostkowski, 2012
151	Stephen Gostkowski, 2015
148	Stephen Gostkowski, 2008
147	Gino Cappelletti, 1961

NFL Record for Most Points by a Kicker

166	David Akers (SF) in 2011
164	Gary Anderson (MIN) in 1998
163	Jeff Wilkins (STL) in 2003
161	Mark Moseley (WAS) in 1983
158	Stephen Gostkowski (NE) in 2013
158	Matt Bryant (ATL) in 2016
158	Greg Zuerlein (LAR) in 2017
157	Mike Vanderjagt (Indianapolis) in 2003
156	Stephen Gostkowski (NE) in 2017
156	Stephen Gostkowski (NE) in 2014
153	Stephen Gostkowski (NE) in 2012
151	Stephen Gostkowski (NE) in 2015

NFL SCORING LEADER

Gostkowski has the 18th most points in NFL history.

MOST POINTS / CAREER

1. Morten Andersen	2,544
2. Adam Vinatieri	2,487
3. Gary Anderson	2,434
4. Jason Hanson	2,150
5. John Carney	2,062
6. Matt Stover	2,004
7. George Blanda	2,002
8. Jason Elam	1,983
9. John Kasay	1,970
10. Phil Dawson	1,817
11. Sebastian Janikowski	1,799
12. Norm Johnson	1,736
13. David Akers	1,721
14. Nick Lowery	1,711
15. Jan Stenerud	1,699
16. Ryan Longwell	1,687
17. Matt Bryant	1,624
18. Stephen Gostkowski	1,613
19. Eddie Murray	1,594
20. Al Del Greco	1,584

GOSTKOWSKI GOES LONG

Gostkowski kicked a franchise record 62-yard field goal against Oakland in Mexico City (11/19/17). Gostkowski had set a team record with a 58-yard field goal in the second quarter vs. Carolina on Oct. 1, 2017. It is the 18th field goal of 60 or more yards in NFL history.

LONGEST FIELD GOALS IN NFL HISTORY

Player	Team	Opponent	Date	Distance
Matt Prater	DEN	vs. TEN	12/08/13	64
Tom Dempsey	NO	vs. DET	11/08/70	63
Jason Elam	DEN	vs. JAX	10/25/98	63
Sebastian Janikowski	OAK	at DEN	09/12/11	63
David Akers	SF	vs. GB	09/09/12	63
Stephen Gostkowski	NE	at OAK	11/19/17	62
Matt Bryant	TB	vs. PHI	10/22/06	62

LONGEST FIELD GOALS IN PATRIOTS HISTORY

Player	Opponent	Date	Distance
Stephen Gostkowski	at OAK	11/19/17	62
Stephen Gostkowski	vs. CAR	10/01/17	58
Stephen Gostkowski	at DAL	10/11/15	57
Adam Vinatieri	at CHI	11/10/02	57
Adam Vinatieri	at STL	12/13/98	55
Matt Bahr	at MIA	11/12/95	55

TEAM FG RECORD

Gostkowski moved past Adam Vinatieri (263) to become the Patriots all-time leader with 340 career field goals.

MOST FIELD GOALS IN PATRIOTS HISTORY

Stephen Gostkowski	340
Adam Vinatieri	263
Gino Cappelletti	176
John Smith	128



PATRIOTS SPECIAL TEAMS NOTES

CONSECUTIVE EXTRA POINTS

Stephen Gostkowski set an NFL record for most consecutive extra points made in the regular season.

Most Consecutive [Kicking] PATS

478	Stephen Gostkowski, NE, 2006-2016
422	Matt Stover, BAL, IND 1996-2009
371	Jason Elam, DEN, 1993-2002
371	Jeff Wilkins, STL, 1999-2007
360	Jay Feely, ATL, NYG, MIA, NYJ, ARZ, CHI, 2002-14

EVEN STEPHEN

Gostkowski has connected on 87.6 percent of his regular season field goal attempts in his career, the best percentage in Patriots history. Additionally, Gostkowski's 87.6 field goal percentage is third-best among NFL kickers all-time.

PATRIOTS ALL-TIME LEADERS / FIELD GOAL PCT.

(MINIMUM 50 ATTEMPTS)				
Player	Years	FGM	FGA	Pct.
Stephen Gostkowski	2006-17	340	388	.876
Adam Vinatieri	1996-05	263	321	.819
Matt Bahr	1993-95	55	72	.764

NFL ALL-TIME LEADERS / FIELD GOAL PCT.

(MINIMUM 50 ATTEMPTS)				
Player	Years	FGM	FGA	Pct.
Justin Tucker	2012-17	202	224	90.2
Dan Bailey	2011-17	186	210	88.6
Stephen Gostkowski	2006-17	340	388	87.6
Steven Hauschka	2008-17	220	252	87.3
Robbie Gould	2005-17	325	374	86.9
Mike Vanderjagt	1998-06	230	266	86.5
Nate Kaeding	2004-12	181	210	86.2
Kai Forbath	2012-17	116	135	85.9
Matt Bryant	2002-17	368	429	85.8
Rob Bironas	2005-13	239	279	85.7
Shayne Graham	2001-15	277	324	85.5

GOSTKOWSKI HAS TEAM MARK

Gostkowski scored at least one point in 142 straight games, a franchise record. He set the new record in a win vs. Denver on Nov. 24, 2013. The record ended in the shutout loss vs. Buffalo on Oct. 2, 2016.

PATRIOTS RECORD FOR MOST CONSECUTIVE GAMES SCORED

142	Stephen Gostkowski (12/17/06 to 10/02/16)
101	Adam Vinatieri (11/24/96 to 12/29/02)
101	John Smith (09/28/75 to 10/02/80)

1,000-POINT BENCHMARK

Gostkowski (1,613) reached the 1,000 point mark in only his 119th career game. He is the only kicker in NFL history to reach 1,000 career points in fewer than 120 career games played.

KICKERS TO REACH 1,000 POINTS IN FEWEST GAMES:

Player	Points	Games
Stephen Gostkowski	1,009	119
Mike Vanderjagt	1,004	126
Jason Elam	1,003	132
Ryan Longwell	1,002	136
Jan Stenerud	1,002	136

GOSTKOWSKI PILING ON

Gostkowski is the Patriots' all-time leading scorer in the postseason and is second for the most postseason points all-time.

Most Kicking Points in the Postseason

1. Adam Vinatieri	234
2. Stephen Gostkowski	180
3. David Akers	175
4. Gary Anderson	153
5. Mason Crosby	137
6. George Blanda	115
7. Matt Stover	106
8. Matt Bahr	103

MOST FIELD GOALS IN THE POSTSEASON

Adam Vinatieri - 56
David Akers - 39

Stephen Gostkowski - 34

Gary Anderson - 32
Mason Crosby - 26

Most Points in the Postseason

1. Adam Vinatieri	234
2. Stephen Gostkowski	180
3. David Akers	175
4. Gary Anderson	153
5. Mason Crosby	137
6. Jerry Rice	132
7t. Emmitt Smith	126
7t. Thurman Thomas	126
9. George Blanda	115
10. Matt Stover	106
11. Matt Bahr	103
12. Franco Harris	102

FIVE-TIME LEAGUE LEADER

Gostkowski led the NFL in scoring for the fourth straight season in 2015 with 151 points in 2015. He also led the NFL with 156 points in 2014, 158 points in 2013, 153 points in 2012 and 148 points in 2008. He joins Don Hutson and Gino Cappelletti as the only players to lead the NFL in scoring five times.

NFL Record for Most Seasons Leading the League in Scoring

5 Stephen Gostkowski (2008, 2012-15)

5 Don Hutson, Green Bay (1940-44)
5 Gino Cappelletti, Patriots (1961, 1963-66)
3 Earl Clark, Portsmouth (1932), Detroit (1935-36)
3 Pat Harder, Chicago Cardinals (1947-49)
3 Paul Hornung, Green Bay (1959-61)

GOSTKOWSKI GAME WINNERS

Gostkowski has seven career regular season game-winning kicks and one in the playoffs. Those kicks are listed below.

GOSTKOWSKI'S CAREER GAME-WINNING FIELD GOALS

TIME LEFT	DISTANCE	FINAL SCORE	OPP	DATE
3:44 4th	32	23-21	@ ARI	09/11/2016
0:01 4th	54	27-16	@ NYG	11/15/2015
3:12 4th	53	34-31	@ HOU	12/01/2013
1:56, OT	31	34-31	DEN	11/24/2013
0:05, 4th	35	23-21	@ BUF	09/08/2013
1:56, OT	35	23-20	BAL	10/17/2010
11:02 OT	48	29-26	NYJ	10/21/2012
1:10, 4th	31	24-21	@ SD	01/14/2007*

*Postseason



PATRIOTS SPECIAL TEAMS NOTES

GOSTKOWSKI DRILLS 300TH FG

K Stephen Gostkowski's 29-yard field goal in the first quarter vs. NY Jets (12/24/16) was his 300th career field goal. He is one of 31 NFL players to reach 300 career field goals.

MOST FIELD GOALS AMONG ACTIVE NFL KICKERS

Adam Vinatieri	559
Phil Dawson	436
Sebastian Janikowski	414
Matt Bryant	368
Stephen Gostkowski	340

GOSTKOWSKI BREAKS HIS OWN TEAM RECORD

Gostkowski set a Patriots franchise record with 38 field goals in 2013 and now owns the top six field goal seasons in team history. His 37 field goal sin 2017 were one behind his record of 38 in 2013.

MOST FIELD GOALS MADE IN A SEASON/PATRIOTS

Player	Field Goals	Year
Stephen Gostkowski	38	2013
Stephen Gostkowski	37	2017
Stephen Gostkowski	36	2008
Stephen Gostkowski	35	2014
Stephen Gostkowski	33	2015
Tony Franklin	32	1986
Adam Vinatieri	31	2004
Adam Vinatieri	31	1998

ON THE MARK

Gostkowski made 92.5 (37-of-40) of his field goals in 2017. He is now tied with Adam Vinatieri for the most seasons at 90 percent in field goals with five.

PATRIOTS BEST FIELD GOAL PCT./SEASON

(Minimum 30 Attempts)

Player	Years	FGM	FGA	Pct.
Stephen Gostkowski	2014	35	37	.946
Adam Vinatieri	2004	31	33	.939
Stephen Gostkowski	2013	38	41	.927
Stephen Gostkowski	2017	37	40	.925
Stephen Gostkowski	2015	33	36	.917
Stephen Gostkowski	2008	36	40	.900
Adam Vinatieri	2002	27	30	.900

GOSTKOWSKI KICKS CAREER-LONG FG

Gostkowski connected on a franchise record and the 18th field goal of 60 or more yards in NFL history when he kicked a 62-yarder in Mexico City against Oakland on Nov. 19, 2017. He beat his old mark, a 58-yarder that he had vs. Carolina on Oct. 1, 2017.

MOST 50-YARD FIELD GOALS IN TEAM HISTORY

Gostkowski has the most 50-yard field goals in New England history.

PATRIOTS RECORD FOR MOST 50-YARD FIELD GOALS

Player	Years	FGM	FGA	Pct.
Stephen Gostkowski	2006-17	23	30	76.7
Adam Vinatieri	1996-2005	8	17	47.1
Tony Franklin	1984-87	3	6	50.0

30-PLUS FIELD GOAL SEASONS

Stephen Gostkowski is one of three players to make 30 or more field goals in five seasons after reaching 37 field goals in 2017.

MOST 30 FIELD GOAL SEASONS

Player	Team	Years	Seasons
Stephen Gostkowski	NE	2008, 2013-15, 2017	5
David Akers	SF/PHI	2002, 2008-11	5
John Carney	NYG/NQ/SD	1993-94, 1999, 2002, 08	5
Justin Tucker	BAL	2012-13, 2015-17	5
Adam Vinatieri	IND/NE	1998, 2004, 2013-14	4
Jay Feely	ARI/NYJ/NYG/ATL	2002, 05, 09, 13	4
Matt Stover	BAL	2000-01, 03, 05	4
Robbie Gould	CHI, NYG, SF	2006-07, 2015, 2017	4

FOURTH-MOST FGs IN A SEASON

MOST FIELD GOALS MADE IN A SEASON/NFL

Player	Field Goals	Year
David Akers (San Francisco)	44	2011
Neil Rackers (Arizona)	40	2005
Olindo Mare (Miami)	39	1999
Robbie Gould (SF)	39	2017
Jeff Wilkins (St. Louis)	39	2003
Stephen Gostkowski (Patriots)	38	2013
Harrison Butker (KC)	38	2017
Greg Zuerlein (LA Rams)	38	2017
Justin Tucker (Baltimore)	38	2016
Justin Tucker (Baltimore)	38	2013

MOST 50-YARD FGs IN A SEASON

Gostkowski was 5-of-6 on 50 yard field goals in 2013, the most by a Patriots player in a single season and was 4-of-5 from 50 yards in 2015. The NFL record for most successful 50-yard field goals in a season is 10 by Blair Walsh in 2012 with Minnesota. Gostkowski was 4-for-4 from 50 yards or more in 2017.

KICKING A CAREER HIGH

Gostkowski made five field goals vs. Cincinnati (10/5/14), setting a new single-game career high. Gostkowski's five field goals tied the second highest single-game total in Patriots history, trailing only Gino Cappelletti's six successful field goals on Oct. 4, 1964. The last time a Patriots player had five field goals in a game was on Nov. 14, 2004, when Adam Vinatieri had five field goals vs. Buffalo.

TWO FROM 50-PLUS

Gostkowski drilled a 62-yard field goal and a 51-yarder in Mexico City against Oakland on Nov. 19, 2017. It is the third time that he has kicked two 50-yarders in a single game. He drilled a 51-yard field goal and a 53-yarder vs. Arizona (9/16/12) and connected on two 53-yard field goals at Houston on (12/1/13). He is the first Patriots player to have two 50-yard field goals in the same game.



PATRIOTS REFERENCE NOTES

8 STRAIGHT 12-WIN SEASONS

The Patriots have won at least 12 games for an NFL-record eighth straight season. It is the 12th time in team history that the Patriots have won at least 12 games in a season.

CONSECUTIVE 12-WIN SEASONS SINCE 1970 MERGER

New England Patriots	8 (2010-17)
Indianapolis Colts	7 (2003-09)
Dallas Cowboys	4 (1992-95)

12-WIN SEASONS SINCE 1970 MERGER

San Francisco	13
New England	12
Dallas	12
Denver	11
Pittsburgh	10

DIVISIONAL DOMINANCE I

The Patriots have the highest winning percentage vs. division opponents from November until the end of the season since 2002.

Team	W	L	T	Pct.
New England	42	12	0	.778
Indianapolis	41	15	0	.732
Pittsburgh	46	18	0	.719
Green Bay	41	20	1	.669
Seattle	36	19	0	.665

TOP-10 OFFENSE

Since the 1970 merger, the Patriots offense has finished in the top 10 a total of 22 times, including 12 times under Bill Belichick. The 2017 Patriots finished first in the NFL for the fourth time (1978, 2007, 2012 and 2017)

Year	Rank	Yards per Game
2017	1	(394.2)
2016	4	(386.3)
2015	6	(374.4)
2013	7	(384.5)
2012	1	(427.9)
2011	2	(428.0)
2010	8	(363.8)
2009	3	(397.3)
2008	5	(365.4)
2007	1	(411.3)
2005	7	(352.0)
2004	7	(411.3)

FORCING THE ISSUE

The Patriots lead the NFL with a +194 turnover margin since the 1994 season.

NFL TURNOVER MARGIN SINCE 1994

Rank	Team	Turnover Margin
1.	New England	+194
2.	Kansas City	+137
3.	Green Bay	+99

STRONG IN THE SECOND HALF

Since 2001, the Patriots have done a remarkable job of finishing the season strong, compiling an NFL-best 105-29 (.784) record in games on or after Thanksgiving.

PATRIOTS BEFORE AND AFTER THANKSGIVING SINCE 2001

Season	Pre-Thanksgiving	Post-Thanksgiving	Overall
2001	5-5 (.500)	9-0 (1.000)	14-5*
2002	6-5 (.545)	3-2 (.600)^	9-7
2003	9-2 (.818)	8-0 (1.000)	17-2*
2004	9-1 (.900)	8-1 (.889)	17-2*
2005	6-4 (.600)	5-3 (.625)	11-7*
2006	7-3 (.700)	7-2 (.777)	14-5*
2007	10-0 (1.000)	8-1 (.889)	18-1*
2008	7-4 (.636)	4-1 (.800)	11-5
2009	7-3 (.700)	3-4 (.429)	10-7*
2010	8-2 (.800)	6-1 (.857)^	14-3*
2011	7-3 (.700)	8-1 (.889)	15-4*
2012	7-3 (.700)	6-2 (.750)^	13-5*
2013	8-3 (.727)	5-2 (.833)	13-5*
2014	9-2 (.818)	6-2 (.750)	15-4*
2015	10-0 (1.000)	3-5 (.375)	13-5*
2016	8-2 (.800)	9-0 (1.000)	17-2*
2017	8-2 (.800)	7-2 (.777)	15-4*
Totals	131-44 (.749)	105-29 (.784)	236-73

*-Includes playoffs

^Includes games played on Thanksgiving

BEST RECORDS ON OR AFTER THANKSGIVING SINCE 2001 (Includes regular-season and playoff games)

Team	W	L	T	Pct.
New England	105	29	0	.784
Pittsburgh	85	37	0	.697
Green Bay	76	46	0	.623
Indianapolis	72	49	0	.595
Seattle	71	50	0	.587

SHARP AT GILLETTE

The Patriots concluded a 20-game home winning streak with a 24-20 loss to the New York Giants on Nov. 6, 2011. It was the longest home win streak in team history. The Patriots own an overall record of 107-21 (.836) at Gillette Stadium in regular season games. The NFL record for most consecutive home victories is 27, achieved by Miami from 1971-74.

HIGHEST HOME WINNING PCT. SINCE 1970 (MINIMUM 25 GAMES):

Team	Stadium	W-L-T	WIN PCT.
New England	Gillette Stadium	107-21-0	.836
Miami	Orange Bowl	101-22-1	.819
Minnesota	Metropolitan Stadium	64-23-1	.733
Pittsburgh	Heinz Field	99-36-1	.732
LA Rams	Memorial Coliseum	53-20-2	.726

LONGEST HOME WINNING STREAK/PATRIOTS HISTORY (REG. SEASON)

Streak	First Win	Last Win
20	Dec. 21, 2008	Oct. 16, 2011
18	Dec. 29, 2002	Sept. 8, 2005
16	Dec. 30, 2012	Dec. 28, 2014
12	Nov. 26, 2006	Sept. 7, 2008
10	Sept. 18, 1976	Oct. 30, 1977



PATRIOTS REFERENCE NOTES

WHAT'S THE POINT?

During the past 18 seasons, the Patriots defense has always ranked higher in points allowed than in yards allowed except for 2007, when both ranked fourth and in 2015.

Year	Avg. Points Allowed	Avg. Yds Allowed
2017	18.5 (5)	366.0 (29)
2016	15.6 (1)	326.4 (8)
2015	19.7 (10)	339.4 (9)
2014	19.5 (8)	344.1 (13)
2013	21.1 (10)	373.1 (26)
2012	20.7 (9t)	373.3 (25)
2011	21.4 (15)	411.1 (31)
2010	19.6 (8)	365.5 (25)
2009	17.8 (5)	320.2 (11)
2008	19.3 (8)	309.0 (10)
2007	17.1 (4)	288.3 (4)
2006	14.8 (2)	294.4 (6)
2005	21.1 (17)	330.2 (26)
2004	16.3 (2t)	310.6 (9)
2003	14.9 (1)	291.6 (7)
2002	21.6 (17)	336.1 (23)
2001	17.0 (6)	334.5 (24)
2000	21.1 (17)	334.6 (20)

TOP OFFENSE

The Patriots had finished in the top 10 in offense for seven straight seasons (2007-13), second only to the 11 straight by New Orleans (2006-16). The NFL record for the most consecutive seasons finishing in the top 10 in offense since the merger in 1970 is the San Francisco 49ers with 15 (1982-96).

IN A RUSH FOR THE END ZONE

Since 2003, the Patriots are the only team to average at least one rushing touchdown per game. The Patriots have 260 rushing touchdowns in 240 games.

RUSHING TOUCHDOWNS SINCE 2003 (REGULAR SEASON)

New England	260
Kansas City	237
Minnesota	228
Carolina	226
New Orleans	225
Philadelphia	221
LA Chargers	220
Atlanta	215

HISTORIC SCORING CLIP

The Patriots had a historic scoring output over a three-game span in October and November 2014. New England tied a team record by scoring 40 or more points in three consecutive games from Oct. 26 to Nov. 16. The Patriots also scored 40 or more in three straight games in 2007. The Patriots have scored 40 or more points 62 times in team history, including 35 times since Bill Belichick became head coach in 2000, and 19 times since 2010.

PATRIOTS HISTORY / MOST CONSECUTIVE GAMES WITH 40+ POINTS

Gm	Year	Game 1	Game 2	Game 3
3	2014	10/26/14 [51-23 v. CHI]	11/02/14 [43-21 v. DEN]	11/16/14 [42-20 @ IND]
3	2007	10/14/07 [48-27 @ DAL]	10/21/07 [49-28 @ MIA]	10/28/07 [52-7 v. WAS]
2	1962	09/21/62 [41-16 v. DEN]	10/06/62 [43-14 @ NYT]	
2	2002	09/15/02 [44-7 @ NYJ]	09/22/02 [41-38 v. KC]	
2	2008	12/14/08 [49-26 @ OAK]	12/21/08 [47-7 v. ARZ]	
2	2010	11/25/10 [45-24 @ DET]	12/06/10 [45-3 v. NYJ]	
2	2012	11/18/12 [59-24 v. IND]	11/22/12 [49-19 @ NYJ]	
2	2015	09/20/15 [40-32 @ BUF]	09/27/15 [51-17 vs. JACK]	

SCORING FLURRY

The Patriots scored three touchdowns in a 57-second span during the final two minutes of the first half against Chicago on Oct. 26, 2014 to turn a 17-7 lead into a 38-7 cushion. It was the fastest three-touchdown flurry in the NFL since the Patriots had three touchdowns in 52 seconds against the New York Jets on Nov. 22, 2012. The Patriots are one of three teams to score three touchdowns in under a minute since the 1970 merger, and are the only team to have achieved the feat twice.

NFL TEAMS TO SCORE THREE TDS IN LESS THAN 1 MINUTE

2014 New England Patriots vs. Chicago Bears (10-26-14)
2012 New England Patriots at New York Jets (11-22-12)
2002 Seattle Seahawks vs. Minnesota Vikings (9-29-02)
1998 Atlanta Falcons vs. Carolina Panthers (10-4-98)

HOW THE PATRIOTS SCORED THREE TOUCHDOWNS IN 57 SECONDS:

- ★ Rob Gronkowski got the scoring started by hauling in a 2-yard touchdown pass from Tom Brady with 1:57 left in the first half to make the score 24-7 and cap off a 10-play, 80-yard drive.
- ★ After the Patriots defense forced a quick three-and-out, a 42-yard Julian Edelman punt return gave New England possession at the Chicago 9-yard line, and Brady found Brandon LaFell for a 9-yard touchdown on the next play to give the Patriots a 31-7 lead with 1:07 left in the first half.
- ★ On the Bears' first play following the LaFell touchdown, Zach Moore forced a Jay Cutler fumble that was recovered by Rob Ninkovich and returned for a 15-yard touchdown and a 38-7 Patriots lead with 55 seconds left in the first half.

A COMEBACK FOR THE AGES

The Patriots came back from a 24-point deficit to defeat the Broncos, 34-31, in overtime in a Sunday Night Football matchup on Nov. 24, 2013, marking the largest regular season comeback win in team history, after trailing 24-0 at half-time.

New England's previous best comeback win was from a 23-0 deficit to win, 38-23, vs. Seattle (9/16/84). The Patriots also came back from 22 points down to win at the New York Giants, 23-22 (12/21/96). The Patriots have come from 21 points down to win four times, most recently vs. Buffalo (1/1/12).



PATRIOTS

PLAYOFF NOTES

ALL-TIME PLAYOFF RESULTS

The Patriots have compiled a 34-20 record in their 54 playoff games and their .630 playoff winning percentage is second-best in NFL history among teams that have played at least 15 playoff games.

PATRIOTS PLAYOFF RECORD BY ROUND

Round	Record
First Round*	0-1
Wild Card Round	4-3
Divisional Round	15-6
AFC Championship	10-4
AFL Championship	0-1
Super Bowl	5-5
Total	34-20

* 1982 Strike Season

ALL-TIME BEST NFL PLAYOFF RECORDS (Minimum 15 Postseason Games)

Team	Wins	Losses	Win Pct.
Baltimore Ravens	15	8	.652
New England Patriots	34	20	.630
Green Bay Packers	34	22	.607
San Francisco 49ers	30	20	.600
Pittsburgh Steelers	36	25	.590
Oakland/L.A. Raiders	25	19	.568
Dallas Cowboys	34	27	.557

MOST POSTSEASON WINS ALL-TIME

Team	Wins
Pittsburgh Steelers	36
New England Patriots	34
Dallas Cowboys	34
Green Bay Packers	34
San Francisco 49ers	30
Oakland Raiders	25

PATRIOTS IN THE PLAYOFFS

The Patriots have qualified for the playoffs 25 times in their 58-year history. Nineteen of those playoff berths have come in the 24 seasons since Robert Kraft purchased the team in 1994, a dramatic contrast to the six total playoff berths the team earned in its first 34 years of existence. The Patriots have won 20 division crowns, including 15 in the last 17 seasons and 17 of which have come since Robert Kraft's purchase in 1994.

PATRIOTS PLAYOFF SEASONS (25)

Year	How Qualified	Seed	Record	Result
2017	Division Champions	1	2-1	AFC Champions
2016	Division Champions	1	3-0	Super Bowl Champions
2015	Division Champions	2	1-1	AFC Championship Game
2014	Division Champions	1	3-0	Super Bowl Champions
2013	Division Champions	2	1-1	AFC Championship Game
2012	Division Champions	2	1-1	AFC Championship Game
2011	Division Champions	1	2-1	AFC Champions
2010	Division Champions	1	0-1	AFC Divisional Round
2009	Division Champions	3	0-1	Wild Card Round
2007	Division Champions	1	2-1	AFC Champions
2006	Division Champions	4	2-1	AFC Championship Game
2005	Division Champions	4	1-1	AFC Divisional Round
2004	Division Champions	2	3-0	Super Bowl Champions
2003	Division Champions	1	3-0	Super Bowl Champions
2001	Division Champions	2	3-0	Super Bowl Champions
1998	Wild Card	6	0-1	Wild Card Round
1997	Division Champions	3	1-1	AFC Divisional Round
1996	Division Champions	2	2-1	AFC Champions
1994	Wild Card	5	0-1	Wild Card Round

* Kraft era begins

1986	Division Champions	3	0-1	AFC Divisional Round
1985	Wild Card	5	3-1	AFC Champions
1982*	16-Team Format	7	0-1	First Round
1978	Division Champions	2	0-1	AFC Divisional Round
1976	Wild Card	4	0-1	AFC Divisional Round
1963	Division Champions	-	1-1	AFL Championship Game

* Strike Year

34-20 Record

Bold indicates Kraft era

PLAYOFF BERTHS UNDER KRAFT

New England has qualified for the playoffs 25 times in its 58-year history. The Patriots have earned 19 of those playoff berths in the 24 seasons since Robert Kraft purchased the team in 1994. New England has won 20 division crowns overall (19 AFC East crowns) and has qualified as a Wild Card team on four occasions (1998, 1994, 1985 and 1976). The Patriots also qualified for the playoffs in 1982 as part of a 16-team tournament following a players' strike.



ANNUAL ACHIEVEMENT

The Patriots won more than half of their games for the 17th straight year in 2017. They are the first team to win more than half of their games in 17 straight seasons since free agency began in 1993.

The Patriots are the first team to win more than half of their games in 17 straight seasons since the 1970 AFL-NFL merger, moving past the 49ers (16 straight from 1983-98) and the Cowboys (16 straight from 1970-85).

The Patriots have now won nine or more games in 21 of the 24 seasons Robert Kraft has owned the team.

MOST CONSECUTIVE WINNING SEASONS (SINCE 1970 NFL MERGER)

Team	Winning Seasons
New England Patriots (2001-17)	17
San Francisco 49ers (1983-98)	16
Dallas Cowboys (1970-85)	16
Oakland Raiders (1970-80)	11

MOST CONSECUTIVE WINNING SEASONS ALL-TIME

Team	Winning Seasons
Dallas (1966-85)	20
New England (2001-17)	17
San Francisco (1983-98)	16
Oakland (1965-80)	16
Chicago (1930-44)	15
Green Bay (1934-47)	14
Cleveland (1957-69)	13

CONTINUED ADVANCEMENT

TEAMS TO WIN AT LEAST ONE PLAYOFF GAME IN CONSECUTIVE SEASONS

Team	Consecutive Seasons	Years	Wins
New England Patriots	7	2011-17	12
Dallas Cowboys	6	1991-96	12
Seattle Seahawks	5	2012-16	8
New England Patriots	5	2003-07	11
Baltimore Ravens	5	2008-12	9
Philadelphia Eagles	5	2000-04	7
Green Bay Packers	5	1993-97	9
Oakland Raiders	5	1973-77	7

2017 AFC EAST CHAMPIONS

The Patriots claimed the AFC East Division title for the ninth consecutive season and for the 17th time under Robert Kraft.

DIVISION CHAMPIONSHIPS SINCE 1994

New England Patriots	17
Pittsburgh Steelers	13
Green Bay Packers	12
Indianapolis Colts	10



PATRIOTS

PLAYOFF NOTES

PATRIOTS PLAYOFF TRENDS SINCE 1970

PATRIOTS PLAYOFF TRENDS (SINCE 1970 NFL MERGER)

All-Time (33-19)	Record
vs. AFC	28-14
vs. NFC	5-5
Home	22-4
Away	6-10
Leading at Halftime	24-4
Trailing at Halftime	6-13
Tied at Halftime	3-2
Leading After 3 Quarters	24-4
Tied After 3 Quarters	3-0
Trailing After 3 Quarters	6-15
Decided by 7 Points or Fewer	14-9
Decided by 3 Points or Fewer	7-4
When Scoring First	24-7
When Not Scoring First	9-12
Positive Turnover Ratio	21-1
Even Turnover Ratio	5-5
Negative Turnover Ratio	7-13
Winning or Even Penalty Ratio	26-4
Losing Penalty Ratio	7-15
With a 100-Yard Rusher	9-0
Without a 100-Yard Rusher	24-19
With a 100-Yard Receiver	17-8
Without a 100-Yard Receiver	16-11
When Allowing a 100-Yard Rusher	4-5
When Not Allowing a 100-Yard Rusher	29-14
When Allowing a 100-Yard Receiver	7-8
When Not Allowing a 100-Yard Receiver	26-11
With a 300-Yard Passer	10-4
Without a 300-Yard Passer	23-15
Allowing a 300-Yard Passer	7-3
Not Allowing a 300-Yard Passer	26-16

MOST PLAYOFF WINS IN A DECADE

The Patriots won 14 playoff games in the decade from 2000-09, tying the 1970s Pittsburgh Steelers and Dallas Cowboys for the most playoff victories by any NFL team in a decade.

MOST PLAYOFF VICTORIES IN A DECADE

Team	Decade	Playoff Wins	Championships
New England	2000s	14	2001, 2003, 2004
Dallas	1970s	14	1971, 1977
Pittsburgh	1970s	14	1974, 1975, 1978, 1979
New England	2010-present	13	2014, 2016
San Francisco	1980s	13	1981, 1984, 1988, 1989
Dallas	1990s	12	1992, 1993, 1995
Washington	1980s	11	1982, 1987
Buffalo	1990s	10	-
Philadelphia	2000	10	-
Pittsburgh	2000s	10	2005, 2008

SUSTAINED PLAYOFF SUCCESS

The Patriots won 11 playoff games from 2003-07, tying the NFL's highest playoff victory total over a five-season span.

MOST PLAYOFF VICTORIES IN A FIVE-YEAR SPAN

Team	5-Year Span	Playoff Wins	SB Wins
New England Patriots	2003-07	11	2
Dallas Cowboys	1991-95	11	3
Dallas Cowboys	1992-96	11	3
New England Patriots	2013-17	10	2
New England Patriots	2001-05	10	3
Pittsburgh Steelers	1974-78	10	3
Pittsburgh Steelers	1975-79	10	3
New England Patriots	2012-16	9	2
Buffalo Bills	1990-94	9	0
Green Bay Packers	1993-97	9	1
Baltimore Ravens	2008-12	9	1

PATS REACH 50 PLAYOFF GAMES

The Patriots are one of five NFL teams with 50 postseason games. Super Bowl LII was the Patriots 54th postseason game.

MOST POSTSEASON GAMES PLAYED

Team	Postseason Games Played
Dallas	61
Pittsburgh	61
Green Bay	56
New England	54
San Francisco	50

PATRIOTS AT HOME IN THE PLAYOFFS

The Patriots are 22-4 (.846) at home in the playoffs in their history. Twenty-five of the franchise's 26 home playoff games have taken place since Robert Kraft purchased the team 24 years ago. After Kraft bought the team, the Patriots won 11 consecutive home playoff games before experiencing a home loss.

PATRIOTS AT HOME IN THE PLAYOFFS (22-4)

Date	Round	Opponent	W/L	Score
01/21/18	AFC Championship	Jacksonville	W	24-20
01/13/18	AFC Divisional	Tennessee	W	35-14
01/22/17	AFC Championship	Pittsburgh	W	36-17
01/14/17	AFC Divisional	Houston	W	34-16
01/16/16	AFC Divisional	Kansas City	W	27-20
01/18/15	AFC Championship	Indianapolis	W	45-7
01/10/15	AFC Divisional	Baltimore	W	35-31
01/11/14	AFC Divisional	Indianapolis	W	43-22
01/20/13	AFC Championship	Baltimore	L	13-28
01/13/13	AFC Divisional	Houston	W	41-28
01/22/12	AFC Championship	Baltimore	W	23-20
01/14/12	AFC Divisional	Denver	W	45-10
01/16/11	AFC Divisional	N.Y. Jets	L	21-28
01/10/10	AFC Wild Card	Baltimore	L	14-33
01/20/08	AFC Championship	San Diego	W	21-12
01/12/08	AFC Divisional	Jacksonville	W	31-20
01/07/07	AFC Wild Card	N.Y. Jets	W	37-16
01/07/06	AFC Wild Card	Jacksonville	W	28-3
01/16/05	AFC Divisional	Indianapolis	W	20-3
01/18/04	AFC Championship	Indianapolis	W	24-14
01/10/04	AFC Divisional	Tennessee	W	17-14
01/19/02	AFC Divisional	Oakland	W	16-13 (OT)
12/28/97	AFC Wild Card	Miami	W	17-3
01/12/97	AFC Championship	Jacksonville	W	20-6
01/05/97	AFC Divisional	Pittsburgh	W	28-3
12/31/78	AFC Divisional	Houston	L	14-31

HOME DOMINANCE

The Patriots have a 22-4 (.846) all-time record in home playoff games. The Patriots' .846 winning percentage at home in the postseason is first among teams with at least 15 home playoff games and their 22 wins are the most. The Patriots are one of four teams with at least 20 wins at home. Pittsburgh has 21 home wins in the postseason, followed by Dallas (20) and San Francisco (20).

TEAM	RECORD	PCT.
New England	22-4	.846
Oakland	19-5	.792
Green Bay	18-5	.783
Denver	17-5	.773
Washington	13-5	.722
Dallas	20-9	.690
San Francisco	20-9	.690



PATRIOTS FOOTBALL Network

The **Patriots Football Network (PFN)** is the full portfolio of media offerings from the five-time Super Bowl Champion New England Patriots. PFN provides Patriots content produced both in-house and with media partners spanning print, television, radio and the Internet.

PATRIOTS ALL ACCESS

The Emmy Award-winning "Patriots All-Access" airs weekly throughout the season on WBZ-TV Channel 4 in Boston and regional affiliates in Hartford, Providence, Springfield, Burlington, Portland and Bangor. "Patriots All-Access" features exclusive behind-the-scenes access and in-depth weekly features on Patriots players and personnel. Hosted by WBZ's Steve Burton, the show features weekly sit-downs with Bill Belichick including the popular "Belestrator" segment where the coach breaks down upcoming opponents with Scott Zolak.

"Patriots All-Access" airs Fridays from 7-8 p.m. on **WBZ-TV** and Sunday from 9-10 a.m. on **myTV38** in Boston. **Check local listings for airtime.** Check your local listings for airtime.



PATRIOTS THIS WEEK

PATRIOTS THIS WEEK: Insider information. Passionate debate. Timely analysis. That's what "Patriots This Week" delivers. The show, hosted by Bob Socci with former Patriots Scott Zolak and Matt Chatham, is a fast-paced, half-hour of football talk. From breaking down the previous contest to game planning the next opponent, there's no better way to get ready for football than "Patriots This Week" — every Saturday night at 10:30 p.m. on NBC Sports Boston.

PATRIOTS.COM

NEWS

Patriots.com features daily updates and exclusive content from the writers of *Patriots Football Weekly*, offering everything from breaking news to player features and the popular "Ask PFN" postings.

VIDEO

The Patriots offer video ready for any device with a screen. Live video includes every Coach Belichick and Tom Brady press conferences, the Dunkin' Donuts pregame and Xbox One postgame shows and other events such as special episodes of Patriots All Access and the Patriots Hall of Fame induction ceremony. On demand video ranges from daily news updates, special features, player interviews, game highlights and Patriots Cheerleaders. Video offerings also include exclusive content such as postgame locker room celebrations and "Belichick Breakdowns" where coach gives his unique insight into opponents and plays.

AUDIO

Live, original radio shows and on demand podcasts produced from the studios at Gillette Stadium are available on Patriots.com, the Patriots app, TuneIn Radio, iTunes and other podcast platforms. The line-up includes "PFN in Progress," the team's flagship show featuring the writers from Patriots Football Weekly, "Patriots Playbook" with John Rooke, The Bob Socci Show, Fantasy Football Champs and the Cover 2 Podcast with Don Banks and Nick Stevens.

Additional audio content includes, every press conference and conference call, player interviews, Training Camp-cast, Patriots Roster Report, Patriots Prospect Reports and special live NFL Draft shows. Wherever there's a speaker, there's Patriots audio, anytime, anywhere. Check Patriots.com for in-season and out-of-season schedules.

PHOTOS

The Patriots in-house photographers produce the largest selection of Patriots game action and behind-the-scenes photos in the world. Hundreds of player and cheerleader galleries will keep you clicking!

LIFESTYLE

The action doesn't stop with the final whistle. That's why the Patriots started its Lifestyle section a few years ago. Find out what the players are doing off the field plus features on fans, fashion, food and fun!

PATRIOTS MONDAY ON WEEI

WEEI Sports Radio broadcasts Patriots Monday each week, offering fans unique insight and analysis from Coach Belichick and Tom Brady in addition to other Patriots players. WEEI will broadcast Patriots Monday live from Gillette Stadium each Monday, kicking off with Kirk & Callahan at 6 a.m.

PATRIOTS FRIDAY ON WAAF

WAAF broadcasts Patriots Friday each week, offering fans a look ahead at the weekend's game, match ups and rivalries. Various Patriots players will be featured on air. WAAF will broadcast Patriots Fridays each week throughout the season with Greg Hill from the Hill-Man Morning Radio Show.

98.5 THE SPORTS HUB PATRIOTS RADIO NETWORK

98.5 The Sports Hub is the Patriots' flagship station, broadcasting every Patriots game across its FM radio network and featuring broadcasting duo Bob Socci and Scott Zolak. Three hours prior to kickoff, during halftime and after the game, Marc Bertrand and Chris Gasper will be serving up all the pregame and postgame news and notes, including live sound from the postgame press conferences.

BOSTON'S HOME FOR SPORTS



FLAGSHIP STATION

WBZ-FM...Boston 98.5 FM

Massachusetts

WBZ-FM...Boston 98.5 FM

WAQY...Springfield 102.1 FM

WBEC...Pittsfield 1420 AM

WPKZ...Fitchburg 1280 AM

WNAW...North Adams 1230 AM

WBSM...New Bedford 1420 AM

WPVQ...Greenfield 95.3 FM

WSAR...Fall River 1480 AM

WWFX...Worcester 100.1 FM

WXTK...Hyannis 95.1 FM

WMRC...Milford 1490 AM

Maine

WBLM...Portland 102.9 FM

WEBB...Augusta 98.5 FM

WEZQ...Bangor 92.9 FM

WQZI...Presque Isle 1390 AM

Connecticut

WTIC...Hartford 1080 AM

WINY...Putnam 1350 AM

WMOS...New London 102.3 FM

WGCH...Greenwich 1490 AM

WINE...Brookfield 940 AM

New Hampshire

WFNQ...Nashua 106.3 FM

WPKQ...North Conway 103.7 FM

WSAK...Hampton 102.1 FM

WSHK...Portsmouth/Dover 105.3 FM

WNNH...Concord 99.1 FM

WLNH...Laconia 98.3 FM

WEMJ...Laconia 1490 AM

WINQ...Keene 98.7 FM

WXXX...Lebanon 100.5 FM

Vermont

WCPV...Burlington 101.3 FM

WDVT...Rutland 94.5 FM

WIKF...Newport 1490 AM

WKVT...Brattleboro 92.7 FM

WRFK...Barre/Montpelier 107.1 FM

WSTJ...St. Johnsbury 1340 AM

Rhode Island

WPRO...Providence 630 AM

WEAN...Providence 99.7 FM

New York

WINU...Albany 104.9 FM

WHTK...Rochester 1280 AM

Florida

WMEN...W. Palm Beach 640 AM



WINNINGEST PRO SPORTS TEAMS SINCE 1994

PATRIOTS ARE WINNINGEST PRO SPORTS FRANCHISE SINCE 1994

Since the 1994 season, the Patriots have won 69.8 percent of their regular season games (268-116), which is the highest winning percentage in major American professional sports over that period. Since 1994, there have been 145 franchises that have fielded teams in the five major American sports leagues (NFL, MLB, NBA, NHL and MLS) and completed more than two full seasons of competition.

HIGHEST WINNING PERCENTAGE IN MAJOR AMERICAN PROFESSIONAL SPORTS, 1994-PRESENT

(Regular Season – Includes National Football League, Major League Baseball, National Basketball Association, National Hockey League and Major League Soccer)

Records updated through games of August 5, 2018

Rk.	Records since 1994	Lg.	W	L	T/OTL	PCT.
1	New England Patriots	NFL	268	116	0	0.698
2	San Antonio Spurs	NBA	1322	599	0	0.688
3	Pittsburgh Steelers	NFL	245	138	1	0.639
4	Detroit Red Wings	NHL	1026	533	259	0.636
5	Green Bay Packers	NFL	243	140	1	0.634
6	Denver Broncos	NFL	229	155	0	0.596
7	New Jersey Devils	NHL	944	627	247	0.587
8	Indianapolis Colts	NFL	225	159	0	0.586
9	New York Yankees	MLB	2300	1627	0	0.586
10	Dallas Stars	NHL	939	634	245	0.584
11	Philadelphia Flyers	NHL	909	617	279	0.581
12	Utah Jazz	NBA	1112	808	0	0.579
13	Los Angeles Lakers	NBA	1105	815	0	0.576
14	St. Louis Blues	NHL	922	650	247	0.575
15	Oklahoma City/Seattle Thunder	NBA	1102	818	0	0.574
16	Pittsburgh Penguins	NHL	933	668	216	0.573
17	Houston Rockets	NBA	1099	821	0	0.572
18	Seattle Sounders FC	MLS	145	99	76	0.572
19	Boston Bruins	NHL	902	645	271	0.571
20	San Jose Sharks	NHL	913	665	240	0.568
21	Washington Capitals	NHL	912	666	239	0.568
22	Miami Heat	NBA	1082	828	0	0.566
23	Colorado Avalanche/Quebec Nordiques	NHL	918	678	222	0.566
24	Los Angeles Galaxy	MLS	325	242	152	0.558
25	Philadelphia Eagles	NFL	213	169	1	0.557
26	Nashville Predators	NHL	739	568	207	0.556
27	Indiana Pacers	NBA	1063	856	0	0.554
28	Dallas Mavericks	NBA	1062	858	0	0.553
29	Atlanta Braves	MLB	2172	1755	0	0.553
30	New York City FC	MLS	54	41	30	0.552
31	Anaheim Ducks	NHL	876	688	254	0.552
32	Boston Red Sox	MLB	2168	1767	0	0.551
33	Minnesota Wild	NHL	652	520	188	0.549
34	Ottawa Senators	NHL	870	700	248	0.547
35	Chicago Blackhawks	NHL	854	697	258	0.543
36	Minnesota Vikings	NFL	208	175	1	0.543
37	Vancouver Canucks	NHL	860	704	254	0.543
38	Dallas Cowboys	NFL	208	176	0	0.542
39	Portland Trail Blazers	NBA	1040	880	0	0.542
40	Baltimore Ravens	NFL	190	161	1	0.541
41	New York Rangers	NHL	872	724	222	0.541
42	St. Louis Cardinals	MLB	2125	1806	0	0.541
43	Seattle Seahawks	NFL	207	176	1	0.540
44	Los Angeles Dodgers	MLB	2119	1815	0	0.539
45	Montreal Canadiens	NHL	853	718	247	0.537
46	Phoenix Suns	NBA	1021	899	0	0.532
47	Cleveland Indians	MLB	2085	1842	0	0.531
48	Toronto Maple Leafs	NHL	839	740	239	0.527
49	Portland Timbers	MLS	97	83	78	0.527
50	Kansas City Chiefs	NFL	202	182	0	0.526

NOTES: This analysis uses NFL rules when calculating winning percentage, counting ties as a half-win and a half-loss. For NHL teams, overtime losses (OTL) and ties from 2001-2004 (the NHL abolished ties in 2005-2006 and instituted a shootout system) are counted as ties when calculating winning percentage.

*The Miami Fusion were contracted following the 2001 MLS season.

HIGHEST WINNING PERCENTAGE AMONG BOSTON-AREA MAJOR PROFESSIONAL SPORTS TEAMS, 1994-PRESENT

(Rankings listed below are each team's overall ranking among the 145 major American pro sports teams)

Records updated through games of August 5, 2018

Rank	Team	Lg.	W	L	T/OTL	Pct.
1	New England Patriots	NFL	268	116	0	0.698
19	Boston Bruins	NHL	902	645	271	0.571
32	Boston Red Sox	MLB	2168	1767	0	0.551
68	Boston Celtics	NBA	975	944	0	0.508
102	New England Revolution	MLS	270	303	146	0.477