

2018 SEASON

WEEKLY GUIDE



PRESEASON WEEK 1

WASHINGTON REDSKINS AT NEW ENGLAND PATRIOTS

AUGUST 9, 2018 | FOXBORO, MA

WASHINGTON REDSKINS

21300 Redskin Park Drive | Ashburn, VA 20147 | 703.726.7000
@Redskins | www.Redskins.com | media.Redskins.com



PRESEASON - WEEK 1 WASHINGTON REDSKINS (0-0) AT NEW ENGLAND PATRIOTS (0-0)

Thursday, Aug. 9 | 7:30 p.m. ET
Gillette Stadium (65,878) | Foxborough, Mass.



REDSKINS TRAVEL TO PATRIOTS IN 2018 PRESEASON DEBUT

The Washington Redskins will travel this week to open their 2018 preseason schedule when the team faces the New England Patriots. Kickoff at Gillette Stadium is scheduled for 7:30 p.m.

It will be the first time the teams have met in the preseason since 2014 when the Redskins defeated the Patriots, 23-6, at FedExField. With Thursday's matchup, the Redskins have now faced the Patriots in preseason play more than any other team since 1961.

The game will also give Head Coach Jay Gruden his first evaluation of the 90-man roster after the team spotlighted its offseason with the acquisition of quarterback Alex Smith from the Kansas City Chiefs via trade.

"I have great expectations for every one of our position groups really. I don't think we really have any glaring weakness," said Gruden.

"I think we have addressed a lot of them throughout the draft and free agency and then guys, veteran guys here, and I think our depth has been addressed. So now it's just a matter of just going out and playing together."

MEDIA CENTER

REDSKINS PR:

Tony Wyllie	Senior Vice President	wylliet@redskins.com
Zena Lewis	Director of Communications	lewisz@redskins.com
Sean DeBarbieri	Media Services Coordinator	debarbieris@redskins.com
Tish Carmona	Corporate Communications	carmonat@redskins.com

MEDIA INFORMATION:

Media Guide and Online Media Portal: redskins.1stroundmediagroup.com

MEDIA AVAILABILITY:

Sunday (8/5):	9:45 a.m.: Practice Jay Gruden press conference before practice Players available coming off the field 4:40 p.m.: Walkthrough Players available coming off the field
Monday (8/6):	9:45 a.m.: Practice Jay Gruden press conference before practice Players available coming off the field 4:40 p.m.: Walkthrough Players available coming off the field
Tuesday (8/7):	1:35 p.m.: Practice Jay Gruden press conference before practice Players available coming off the field
Wednesday (8/8):	No availability
Thursday (8/9):	7:30 p.m.: Washington Redskins at New England Patriots
Friday (8/10):	No availability

GAME CENTER

SERIES HISTORY: Redskins lead all time regular season series, 6-4
Redskins trail all-time preseason series, 8-13
Last meeting: Nov. 8, 2015 (27-10, NE)

TELEVISION: **NBC4/NBC Sports Washington**
Kenny Albert (play-by-play)
Joe Theismann (color)
Clinton Portis (sidelines)

RADIO: **Redskins Radio Network**
Larry Michael (play-by-play)
Chris Cooley (analysis)
Rick "Doc" Walker (sidelines)



REDSKINS 2018 SCHEDULE/RESULTS

PRESEASON

DATE	OPPONENT	TV	TIME/RESULT
Aug. 9 (Thu.)	at New England Patriots	CSN/NBC4	7:30 p.m.
Aug. 16 (Thu.)	vs. NEW YORK JETS	CSN/NBC4	8:00 p.m.
Aug. 24 (Fri.)	vs. DENVER BRONCOS	CSN/NBC4	7:30 p.m.
Aug. 30 (Thu.)	at Baltimore Ravens	CSN/NBC4	7:30 p.m.

REGULAR SEASON

DATE	OPPONENT	TV	TIME/RESULT
Sept. 9	at Arizona Cardinals	FOX	4:25 p.m.
Sept. 16	vs. INDIANAPOLIS COLTS	CBS	1:00 p.m.
Sept. 23	vs. GREEN BAY PACKERS	FOX	1:00 p.m.
Sept. 30	BYE		
Oct. 8 (Mon.)	at New Orleans Saints #	ESPN	8:15 p.m.
Oct. 14	vs. CAROLINA PANTHERS	FOX	1:00 p.m.*
Oct. 21	vs. DALLAS COWBOYS	CBS	4:25 p.m.*
Oct. 28	at New York Giants	FOX	1:00 p.m.*
Nov. 4	vs. ATLANTA FALCONS	FOX	1:00 p.m.*
Nov. 11	at Tampa Bay Buccaneers	FOX	1:00 p.m.*
Nov. 18	vs. HOUSTON TEXANS	CBS	1:00 p.m.*
Nov. 22 (Thu.)	at Dallas Cowboys #	FOX	4:30 p.m.
Dec. 3 (Mon.)	at Philadelphia Eagles #	ESPN	8:15 p.m.
Dec. 9	vs. NEW YORK GIANTS	FOX	1:00 p.m.*
Dec. 16	at Jacksonville Jaguars	FOX	1:00 p.m.*
TBD	at Tennessee Titans	TBD	TBD
Dec. 30	vs. PHILADELPHIA EAGLES	FOX	1:00 p.m.*

All times Eastern
Home games **bolded**
Alumni Homecoming Weekend

* Subject to Flexible Scheduling
Nationally televised

CLASS OF 2018: BOBBY BEATHARD ENSHRINED IN THE PRO FOOTBALL FAME

RICHMOND, Va. [Aug. 4, 2018] — Former Washington Redskins General Manager Bobby Beathard was enshrined in Canton, Ohio at the Pro Football Hall of Fame as a member of the Class of 2018. Beathard, the architect behind some of the most legendary teams in Redskins lore, was presented by former Washington Redskins head coach and Pro Football Hall of Famer Joe Gibbs.

Beathard's illustrious career as an NFL executive included 11 seasons as General Manager of the Redskins from 1978-88. After taking the job on Feb. 24, 1978, Beathard guided the organization to three Super Bowl appearances, including victories in Super Bowls XVII and XXII. Many of the players he acquired remained on the roster for the team's Super Bowl XXVI victory as well.

In Beathard's 11 seasons as General Manager, the Redskins averaged 9.5 wins a year. The team posted a regular season winning percentage of .625 (105-63) in that time frame, best in the NFC and second-best in the NFL. No team in that time frame posted a better postseason winning percentage than the Redskins, who went 11-3 in postseason play in his tenure for a winning percentage of .786.

Draft classes during Beathard's tenure featured three members of the Pro Football Hall of Fame, including wide receiver Art Monk (1980, No. 18 overall), guard Russ Grimm (1981, No. 69) and cornerback Darrell Green (1983, No. 28).

The classes also featured four additional members of the Redskins Ring of Fame, including linebacker Monte Coleman (1979, No. 289), defensive end Dexter Manley (1981, No. 119), defensive end Charles Mann (1983, No. 84) and quarterback Mark Rypien (1986, No. 146).

Additionally, Beathard oversaw the college free agent additions of Redskins Ring of Famers Jeff Bostic and Joe Jacoby and supplemented the team with a number of former USFL stars, including quarterback Doug Williams and wide receivers Gary Clark and Ricky Sanders. All of the players listed were led on the field by Coach Gibbs, the former San Diego Chargers offensive coordinator whom Beathard hired prior to the 1981 season.

Beathard began his career as a part-time scout for the American Football League's Kansas City Chiefs in 1963. He earned an AFL championship ring with the organization in 1966 en route to the team's berth in Super Bowl I. He would later serve as a scout for the Atlanta Falcons from 1968-71 and as Director of Player Personnel for the Miami Dolphins from 1972-77 prior to joining the Redskins. He finished his career as General Manager of the San Diego Chargers, serving in that capacity from 1990-2000. In all, Beathard's teams made seven Super Bowl appearances, including one by Kansas City (1966), two by Miami (1972-73), three by Washington (1982-83 and 1987) and one by San Diego (1994).

Beathard was born in Zanesville, Ohio, on Jan. 24, 1937. He grew up in the Los Angeles area and attended El Segundo H.S. before playing quarterback at Cal Poly-San Luis Obispo, where he helped lead the 1957 and 1958 teams to consecutive 9-1 records.



NFL WINNING PERCENTAGES (1978-88)

Under Beathard's guidance from 1978-88, the Redskins compiled a 105-63 regular season record (.625, No. 2 in the NFL) and an 11-3 postseason record (.786, No. 1) for a combined winning percentage of .637, the highest mark in the NFL in that timeframe.

COMBINED REGULAR SEASON & POSTSEASON WINNING PCT. (BEATHARD'S TENURE IN WASHINGTON, 1978-88)

Team	W	L	T	Pct.
1. Washington Redskins	116	66	0	0.637
2. Miami Dolphins	113	67	1	0.627
3. Chicago Bears	108	70	0	0.607
4t. Denver Broncos	106	71	1	0.598
4t. Los Angeles Raiders	107	72	0	0.598

DEANGELO HALL OFFICIALLY ANNOUNCES HIS RETIREMENT

"I tell people all the time, as a leader in the last couple years, I was always trying to groom the next crop of guys to take my spot, and when I finally felt like they were ready, or it showed they were ready, it was time for me to go."

- DeAngelo Hall to the Media at Redskins Training Camp

RICHMOND, Va. In the wake of earlier reports on his retirement, DeAngelo Hall officially announced his retirement in front of members of the media at Bon Secours Washington Redskins Training Center on August 1 following the team's practice session during training camp.

A playmaker on defense, Hall played cornerback and safety during his 14-year career and was known for matching up one-on-one with some of the NFL's top receivers. He was known for coming up with game-changing plays.

Hall joined the Redskins in 2008 and has chipped away at several of the team's individual records. On October 24, 2010 versus the Chicago Bears, He tied a team record becoming the third player to record four interceptions in a single game. He has capped four seasons as the team's leader in interceptions including leading the category at the end of the year for three consecutive seasons (2009-11).

As a member of the Washington Redskins, Hall finished with 23 career interceptions which currently ranks 10th all time in franchise history. His 23 interceptions since joining the Redskins on Nov. 7, 2008 were tied for eighth among active players in the NFL during that time frame.

In 10 seasons with the Washington Redskins, Hall has played in 108 games with 96 starts, registering 530 tackles (389 solo, according to STATS, LLC), eight fumbles recovered, eight fumbles forced, three interceptions returned for touchdown and a sack.

In 2015, Hall recorded a 17-yard fumble return for touchdown in the third quarter of a division-clinching Week 16 win at Philadelphia. With the touchdown, he tied former Atlanta Falcons linebacker Jessie Tuggle for second-most fumble returns for touchdowns in NFL history (five).

He became the first player in NFL history to record at least five interception return touchdowns and five fumble return touchdowns in a career. The Week 16 touchdown was the first defensive touchdown by the Redskins in Philadelphia since Sean Taylor's 39-yard fumble return to seal a playoff berth at Lincoln Financial Field on Jan. 1, 2006.

At the end of the 2015 season, he appeared in 11 games, marking the 11th time in 12 NFL seasons he has played in double-digit contests since entering the league in 2004.

For his career which includes stints with the Atlanta Falcons and Oakland Raiders, Hall appeared in 171 making 159 starts and amassed 809 tackles (634 solo), 141 passes defended, 43 interceptions, five touchdowns, 17 tackles for loss, 15 fumble recoveries, 11 forced fumbles and two sacks.

Hall was drafted by the Falcons with the eighth pick in the first round of the 2004 NFL Draft from Virginia Tech.

For his collegiate career, Hall recorded 190 tackles, 20 passes defended, eight interceptions, two forced fumbles, one fumble recovery and seven receptions for 86 yards with one touchdown in his three year career at Virginia Tech. A native of Chesapeake, Va., Hall attended Deep Creek H.S.



1987 WASHINGTON REDSKINS REPLACEMENT PLAYERS

The Washington Post

Thirty years later, Redskins replacement players receive Super Bowl rings

By Kimberley A. Martin, *The Washington Post*
June 12, 2018

Charles Jackson held up the faded fabric, showing off the now off-white, short-sleeved jersey with the burgundy and gold stripes on the sleeves and his old No. 37. After more than three decades, this was his moment to bask in the afterglow of a job well done and the chance to finally be considered a “Redskin for life.”

“I hope you washed it!” someone cried out from the crowd.

Like the other former players who filled the rows inside the auditorium at Redskins Park, Jackson had longed for some form of acknowledgment, for a firmer sense of belonging to something bigger. And on Tuesday, the Washington Redskins finally obliged, honoring 25 replacement players who were signed to the roster during the 1987 strike.

The hastily-assembled squad — featuring a hodgepodge of former draft picks, no-name athletes and even Willard Scissum, a 7-Eleven security guard-turned NFL-offensive tackle — went 3-0 during its brief stint before the regular Redskins returned to win Super Bowl XXII.

“Thirty, 31 years ago, I wore that jersey,” Jackson said after the ceremony. “And I’m thinking, what better place to display that jersey again than to receive my Super Bowl ring? So I brought that jersey out because it just made me feel all of that passion back then. It was a great day.”

Their decision to cross the picket lines was met with ire by regular players. But the hard feelings of the past and the derogatory nickname that hounded them for years — “scabs” — are distant memories. The men who played a small but significant role in the franchise earning the Lombardi Trophy finally heard their names read aloud by former general manager Charley Casserly and received the championship hardware their fingers felt empty without.

“It was just the right amount of weight to level off my body. It was just a little light for 30 years,” joked former linebacker David Windham, who was drafted by the New England Patriots and played a Thursday game with the Canadian Football League’s Saskatchewan Roughriders before suiting up for the Redskins three days later.

For Windham, the ceremony felt more like validation. For Jackson, it represented “vindication.” Meanwhile, Kevin “Tony” Robinson, who quarterbacked the Redskins to a 13-7 victory over the Dallas Cowboys on “Monday Night Football,” called it “one of the happiest days of my life.” And all of them agreed that it was a sur-

“We were grateful that they won those games. You have to take your hat off to these guys because they lived a part of their dream, too — to play in the National Football League. And it’s only fair that they get the same opportunity that a lot of other people got.”

- Redskins SVP of Player Personnel Doug Williams on the replacement players as told to Kimberley Martin of *The Washington Post*

real experience that had exceeded their expectations.

The event began with a group singalong to the “Hail to the Redskins” fight song and ended with Doug Williams, the Super Bowl MVP that season, posing for a team photo alongside Dexter Manley, Gary Clark and the replacement players.

Each replacement player received \$27,000, a share of the Super Bowl money. But last year’s airing of the ESPN “30 for 30” doc-

umentary “Year of the Scab” helped put the process for honoring those players in motion.

“The emotions right now are glorified and justified,” Windham said. “Even though we missed it 30 years ago, this is making up for it 100 percent.”

Current Redskins chatted and posed for pictures with the replacement players at the end of the team’s first mandatory minicamp practice of the week. Cornerback Josh Norman even rubbed Jackson’s Super Bowl ring for good luck.

“Being around one of those, kind of hope some of that passes on to you,” said Norman, who lost to Denver in Super Bowl 50 as a member of the Carolina Panthers.

The replacement players’ contribution in 1987 may seem insignificant to some. But before he introduced each by name, Casserly acknowledged that their efforts paved the way for the Super Bowl run.

“It’s great to see [Williams and Manley] because they’re real Redskins for life,” Jackson said. “And to be in the same room with them again lets me know that I’m a real Redskin and I’m a Redskin for life, too.”

The following players were in attendance during the ceremony:

Obed Ariri, Keiron Bigby, Derek Bunch, Mark Carlson, Joe Cofer, John Cowne, Eric Coyle, Alec Gibson, Allen Harvin, Charles Jackson, Ted Karras, Jon Kimmel, Skip Lane, Phil Pettey, Tony Robinson, Anthony Sagnella, Tony Settles, Willard Scissum, Jack Stanley, Henry Waechter, Eric Wilson, Wayne Wilson, David Windham, Mike Wooten, Jack Weil and Craig McEwen.



POSITIONAL PROSPECTUS

OFFENSE

The Redskins' offense enters the 2018 campaign under the guidance of Offensive Coordinator **Matt Cavanaugh** who is in his second season as offensive coordinator after spending the 2015-16 seasons as the team's quarterbacks coach. Cavanaugh will be charged with directing an offense with new additions at quarterback, running back and wide receiver. Cavanaugh's offense last season was tied for second in the league in explosive pass plays and the unit will look to build on that success with some of the new additions acquired in the offseason.

QUARTERBACKS

Quarterbacks Coach **Kevin O'Connell**, was promoted in the offseason and will now add passing game coordinator to his official title this past offseason. He will help spearhead the transition among with the Redskins' signal callers. The biggest addition of the offseason was the acquisition of **Alex Smith**. Smith enters the 2018 season coming off of a career year in Kansas City. Last season Smith set single season career highs in completions (341), completion percentage (67.5), passing yards (4,042), touchdowns (26) and passer rating (104.7). The Utah product has started in 151 career regular season games and has led his team to the postseason five times in his career. He enters the 2018 season top 10 in completions, passing yards and touchdowns among all active NFL quarterbacks. Smith will look to bring consistency and leadership to the offensive unit.



Veteran **Colt McCoy** is entering his fifth year with the Redskins in 2018. He signed a one-year contract extension on July 26, 2018, which will make him a Redskin through the 2019 season. When asked for an explanation for McCoy's contract extension Gruden responded, "Cause Colt's a great player to have here. He's a great backup quarterback, he's a great quarterback in general and if something happens... I know that our team is in good hands and that position, you don't want to mess around with."

Third-year quarterback **Kevin Hogan** is entering his first season with the Redskins. Hogan was drafted by the Kansas City Chiefs in the fifth round (162nd overall) of the 2016 NFL Draft and spent time in a backup role to Alex Smith. Hogan spent two seasons with the Cleveland Browns before being acquired in a draft day trade with the Redskins this season.

RUNNING BACKS

Now in his fifth season with the Redskins, Running Backs Coach **Randy Jordan** will oversee a position group that features a platoon of young, dynamic talent and one of the league's top third-down backs. **Samaje Perine** was the team's leading rusher in 2017. He appeared in all 16 games and made eight starts, finishing the season with 603 rushing yards on 175 carries and one touchdown. **Rob Kelley** entered the 2017 season as the starting running back and

recorded 194 rushing yards on 62 carries for three touchdowns before being placed on injured reserve. The contrasting styles of Kelley and Perine are complemented by **Chris Thompson**.

Thompson appeared in 10 games and registered 294 rushing yards on 64 carries and two touchdowns along with 39 receptions for 510 yards and four touchdowns before suffering a season-ending injury against New Orleans in Week 11. Thompson was one of the best receiving backs in the league last season and heading into Week 6 led the Redskins in receiving and rushing.

The Redskins added youthful exuberance after drafting LSU RB **Derrius Guice** in the second round (59th overall) of the 2018 NFL Draft. The Louisiana native finished his career at LSU with the fifth most rushing yards in school history (3,074), despite forgoing his senior year. Guice also holds the school records for most rushing yards in a game (285 at Texas A&M in 2016), longest rushing touchdown (96 yards at Arkansas in 2016) and career rushing yards per carry (6.53), which is also No. 2 in SEC history behind College Football Hall of Famer Bo Jackson. The group also includes four-year pro **Kapri Bibbs**, **Byron Marshall** as well as undrafted college free agents **Elijah Wellman** (West Virginia) and **Martez Carter** (Grambling State).



WIDE RECEIVERS

Wide Receivers Coach **Ike Hilliard** begins his fifth season with the Washington Redskins. He will be in charge of integrating into the offense a talented receiving corps.

The Redskins are expecting a breakout season out of 2016 first-round pick **Josh Doctson**. Doctson led the team in touchdown receptions (6) in 2017 and and caught 35 passes for 502 yards.

The Redskins bolstered their receiving corps when they signed former Seattle Seahawks WR **Paul Richardson, Jr.** who has emerged as one of the NFL's top deep-threat receivers.

Now the esteemed veteran in the meeting room, **Jamison Crowder** has rapidly become one of the league's most dangerous slot receivers since being selected in the fourth round of the 2015 NFL Draft. Despite being the 14th receiver selected in that draft, Crowder's 192 career receptions are the third-most of any player selected that year. Crowder finished the 2017 season with team high totals in receptions (66) and receiving yards (789).

Brian Quick, **Maurice Harris** and **Robert Davis** enter 2018 giving the unit talented and experienced reserves. With the last pick in the 2018 NFL Draft, the Redskins selected **Trey Quinn**. At SMU, Quinn led the nation in receptions per game (8.8) and finished with team highs in receptions (114), receiving yards (1,236) and receiving touchdowns (13). The receiving corps also includes a number of other promising young players, in college free agents: **Simmie Cobbs, Jr.** (Indiana), **Darvin Kidsey** (Texas Southern), **Cam Sims** (Alabama) and **Shay Fields** (Colorado).

POSITIONAL PROSPECTUS (CONT.)

TIGHT END

Wes Phillips assumed control of the Redskins' tight ends in 2014 and has developed of strong organizational depth at the position.

Jordan Reed's 2017 season was cut short due to injury as he looks to rebound entering the 2018 campaign. Reed became the fastest at the position in NFL history to reach 200 career receptions, reaching the milestone during the 2016 season in his 38th career game, surpassing the mark set by Pro Football Hall of Famer Kellen Winslow (39 career games). His 5.9 receptions per game from 2015-16 are the most by any NFL tight end since 2015, and his 17 touchdowns in that span are only one shy of the NFL lead (Tyler Eifert, 18).

Vernon Davis continued his career renaissance by having one of his best seasons since 2013. In his second season with the team, the D.C. native contributed 43 receptions for 648 yards with three touchdowns. Davis' total receiving yards and touchdowns were both his most in a single season since 2013. He enters the 2017 campaign tied for seventh all-time in career receiving touchdowns by a tight end (60).

Jeremy Sprinkle, a 2017 NFL Draft Pick, will continue to develop with a position group that features **Manasseh Garner** and rookies **Matt Flanagan** (Pittsburgh) and **Garrett Hudson** (Richmond).



OFFENSIVE LINE

Assistant Head Coach / Offensive Line Coach **Bill Callahan** will help mold a unit that was plagued by injuries. Thirty-six unique groups of offensive linemen (including seven different combinations of six-OL groupings) saw action in 2017. The Redskins used 15 unique starting lineups on offense, tied for fifth-most in the NFL. The unit features one of the game's elite left tackles in six-time Pro Bowler **Trent Williams**, who was named by his peers as the 57th-best player in the entire league this offseason. Strong left tackle play has been a hallmark of the Redskins since the turn of the century, as between Williams (2012-17) and Redskins legend Chris Samuels (2001-02, 05-08), Redskins left tackles have earned 12 Pro Bowl invites since 2000 and 10 in the last 13 seasons. Williams' dominance at left tackle has earned league-wide acclaim, but the rapid development of the right side of the Redskins' offensive line has been a major storyline in the past few seasons. The Redskins selected **Brandon Scherff** with the No. 5 overall pick in 2015 anticipating he would play right tackle, but the atmospheric ascension of 2014 third-round pick **Morgan Moses** at right tackle allowed Scherff to slide to right guard. Scherff's dominance led to Pro Bowl selections in 2016 and 2017, and Moses' development into one of the game's top right tackles led to a multi-year contract extension with the Redskins in 2017.

Second-year pro **Chase Roullier** enters the season as the starter at center. Roullier appeared in 13 games with seven starts last season and looks to build on an impressive rookie campaign. **Shawn Lauvao** started nine games for Washington last season before suffering a season-ending injury against New Orleans in Week 11. In

2016, Lauvao returned from a season-ending ankle injury suffered in Week 3 of the 2015 season to help the Redskins' to their record-setting offensive production that season. The Redskins also bolstered up the depth of their offensive line through the draft, selecting tackle **Geron Christian, Sr.** out of Louisville. Christian started 26 games at Louisville and earned All-ACC honors during both seasons with the Cardinals. A journeyman whose career includes stints with the Corpus Christi Sharks, Dallas Vigilantes, Philadelphia Soul, San Antonio Talons and others, tackle **Ty Nsekhe** has become one of football's preeminent stories of dedication as well as a valued asset for the Redskins. Nsekhe appeared in 11 games and started in five during the 2017 season, providing vital playing time for an offensive line that was marred with a myriad of injuries. He played in all 16 games for Washington in 2016, including a four-game stint as starter at left tackle in which the team averaged 435 yards per game. Fifth-year pro **Tony Bergstrom** saw action at guard in relief for the Redskins last season. Bergstrom was signed on October 25, 2017 and played his first game for Washington four days later against Dallas. Bergstrom played the final nine games for the Redskins making three starts at center. The Redskins have a number of veteran linemen looking to contribute this season, including **Kyle Kalis** who played four games for the Indianapolis Colts last season, **Demetrius Rhaney** who played in 32 games with the St. Louis/Los Angeles Rams from 2015-16 and **Cameron Jefferson** who has been on the practice squad with the Chicago Bears, Denver Broncos and Buffalo Bills. The Redskins have focused on developing the depth on the offensive line with **John Kling**, and **Tyler Catalina**, and college free agents **Michael Dunn** (Auburn) and **Timon Parris** (Stony Brook).



POSITIONAL PROSPECTUS (CONT.)

DEFENSE

Greg Manusky enters his second season as the Defensive Coordinator for the Redskins. Manusky, who played for the Redskins from 1988-90, was promoted during the 2017 offseason after guiding the team's outside linebackers in 2016. In his first season as Washington's Defensive Coordinator in 2017, Manusky's defense produced the team's strongest season against the pass in nearly a decade. The unit ranked third in the NFL in completion percentage allowed (57.6 percent), the team's best ranking since leading the NFL in the category in 2005 (54.4), while finishing ninth in passing yards allowed per game (213.8, the team's lowest since 2009) and 10th in opponent passer rating (81.0, lowest since 2008).

DEFENSIVE LINE

Jim Tomsula enters his second season with the franchise after being named the Redskins' defensive line coach in January 2017. Under Tomsula's tutelage the Redskins defense totaled 42 sacks, which was tied for the seventh most in the NFL last season. The Redskins defensive line will look to improve with their second season under Tomsula's guidance.

As important additions were made to the offense, the Redskins also made strengthening on the defensive line in the offseason a priority. For the Redskins defense, one of the most prominent additions this year came during the first round of the 2018 NFL Draft when the Redskins selected **Daron Payne**. The University of Alabama product, whom the Redskins chose with the No. 13 overall selection, appeared in 44 games with the Crimson Tide from 2015-17. Payne compiled 102 career tackles (39 solo), 5.0 tackles for loss, 3.0 sacks, five pass breakups, two fumble recoveries, one forced fumble and one interception. In 2017, Payne earned first-team All-SEC honors from the Associated Press and helped lead his team to a national championship title.



Additionally, the Redskins selected defensive lineman **Tim Settle** during the fifth round of 2018 NFL Draft. Settle played collegiately at Virginia Tech, where he collected 53 tackles (28 solo), 19.5 tackles for loss and 4.0 sacks in 27 games across the 2016-17 seasons. Settle, whom the Redskins chose with the No. 163 overall selection, attended Stonewall Jackson High School in Manassas, Va., approximately 25 miles from Redskins team headquarters.

The 2018 NFL Draft was not the first time in recent history that the Redskins added to the defensive line during the first round. In 2017, defensive lineman **Jonathan Allen** was selected by the Redskins with No. 17 overall selection. Allen appeared in five games with the Redskins during the 2017 season before suffering from a foot injury that caused him to miss the rest of his rookie season. As Allen returns for the 2018 season, he will add to a strong Redskins interior defensive front.

Veteran players **Ziggy Hood**, **Phil Taylor Sr.**, **Matt Ioannidis**, and **Anthony Lanier II**, who led all Redskins defensive linemen with 5.0 sacks in 2017, will return as essential weapons for a potentially forceful Redskins defensive line that will push the pocket and pressure the quarterback. Meanwhile, **Stacy McGee**, who joined the team as an unrestricted free agent in 2017, was placed in the Active/Physically Unable to Perform list following a core muscle surgery during this past offseason. The unit also includes **Ondre Pipkins** and **Tavaris Barnes, Sr.** Both players spent time on the Redskins practice squad.

OUTSIDE LINEBACKERS

Chad Grimm will bring continuity to the outside linebackers after being named the position coach in during the 2017 offseason. Prior to overseeing the Redskins outside linebackers, Grimm spent two seasons as the team's defensive quality control coach. He is the son of Pro Football Hall of Famer and Redskins legend Russ Grimm.

During his first year as the outside linebackers coach, Grimm oversaw another stellar campaign by **Ryan Kerrigan**, who recorded 34.0 tackles, 13.0 sacks, three forced fumbles and one interception en route to his third Pro Bowl selection. Kerrigan became the first member of the Redskins to post consecutive campaigns with double-digit sack totals since 1985-86. Kerrigan has not missed a game since being drafted in the first round of the 2011 NFL Draft and is still the first Redskins member to start all 16 games in each of the first seven seasons of an NFL career since the adoption of the 16-game schedule in 1978.

Preston Smith, the team's second-round selection in the 2015 NFL Draft, returns for a fourth season having recorded 31.0 tackles, 8.0 sacks, one forced fumble and two interceptions in 2017. Smith finished second on the team in sacks last season and will look to build on that success leading into the 2018 campaign.

During the second round of the 2017 NFL Draft, the Redskins added **Ryan Anderson** to the team's roster. The University of Alabama product returns to the group after recording 12 tackles during his rookie season.

Pernell McPhee enters his first season with the Redskins and his eighth season overall. The Mississippi State product has compiled 31.0 sacks, 43 tackles for loss and six forced fumbles thus far in his career. He will look to add depth and experience to the Redskins defensive edge.

Second year linebacker **Pete Roberston** out of Texas Tech looks to contribute more this season after seeing action on special teams last year.

INSIDE LINEBACKERS

The inside line backers are once again led by long-time Redskins assistant **Kirk Olivadotti**, a veteran of 15 previous NFL season with Washington from 2000-10 and 2014-17. He is one of the 11 members of the Redskin's assistant coach honor roll, which recognizes coaches with at least 10 seasons of service as an assistant in Washington.

Mason Foster has become a fabric of the defense entering his fourth season with the Redskins after compiling 22.0 tackles in five games before undergoing season-ending right shoulder surgery. The veteran player's most productive season of his career was in

POSITIONAL PROSPECTUS (CONT.)

2016 with the Redskins in which he recorded 123 tackles.

Veteran player **Zack Brown**, who appeared in 13 games with the Redskins during the 2017 season. Brown led the NFL in tackles (84.0) through Week 15 before missing the final three games of the season. Brown joined the Redskins as an unrestricted free agent in the 2017 offseason following a breakout Pro Bowl season in Buffalo in 2016.

Supplementing Brown is **Josh Harvey-Clemmons**, a seventh round selection in the 2017 NFL Draft who has proven to be a reliable defensive player. Harvey-Clemmons appeared in 10 games in his first season with the Redskins and compiled 9.0 tackles and a half sack.

The unit also includes fourth-year linebacker **Martell Spaight**, who has appeared in 30 games with the team compiling 66.0 tackles and one interception since being selected by the Redskins in the 2015 NFL Draft.

Additionally, the group includes fourth year **Zach Vigil** who appeared in seven games in 2017, compiling 41 tackles.

Among new faces at inside linebacker is sixth-round selection **Shaun Dion Hamilton**, whom the Redskins chose in the 2018 NFL Draft. Also from the University of Alabama, Hamilton compiled 134 tackles (65 solo), 16.0 tackles for loss, 4.5 sacks, four pass breakups, two interceptions and two forced fumbles during his collegiate career with the Crimson Tide from 2014-17.

Other new faces include college free agents **Vontae Diggs** (Connecticut) and **Jerod Fernandez** (North Carolina State) along with free agent signee **Dadi Nicolas**.

DEFENSIVE BACKS

In 2018, the Redskins' secondary has sustained direction under defensive back coach **Torrian Gray**. Gray joined the team in 2017 following a prodigious run of producing NFL defensive backs at Virginia Tech (2006-15) and Florida (2016).

Josh Norman enters his third season with the Redskins after starting in 30 games across the 2016-17 seasons, compiling 99.0 tackles, three interceptions and two forced fumbles since signing with the team as an unrestricted free agent in 2016.

Quinton Dunbar reported to training camp in 2015 as a wide receiver, but transitioned to become a cornerback. Since then, Dun-

bar has intercepted Eli Manning in key division wins against the Giants in both 2015 and 2016, as well as intercepting Carson Wentz in Week 7 against the Eagles in 2017. Dunbar returns to the group with a compiled 64.0 tackles, 1.0 sack and three interceptions since joining the Redskins.

The Redskins' secondary also added new faces to their lineup. **Orlando Scandrick**, who signed with the team in the 2018 offseason and enters his first year with the Redskins having previously appeared in 125 career regular season games with 69 starts, compiling 391 tackles (347 solo), 63 passes defended, 11.5 sacks, eight interceptions (including one returned for a touchdown), eight forced fumbles and a fumble recovery with Dallas from 2008-17.

During his first season with the Redskins in 2017, veteran player **D.J. Swearinger, Sr.**, started in 16 games, posting 61.0 tackles, one forced fumble and four interceptions (season high). Swearinger, who has undeniably developed as a leader within the team's defense, enters his second season with the Redskins.

Additionally, the Redskins drafted **Troy Apke** and **Greg Stroman**, in the fourth and seventh rounds of the 2017 NFL Draft, respectively. Apke, who played collegiately at Penn State from 2014-17, joins the squad having appeared in 44 career games, compiling 111 tackles (63 solo), six pass breakups, 3.0 tackles for loss, two interceptions and one forced fumble. Stroman posted 60 career tackles (39 solo) and nine interceptions on defense at Virginia Tech from 2014-17. The team also selected **Adonis Alexander** in the sixth round of the Supplemental Draft. Alexander finished his career at Virginia Tech with 125 tackles, 17 passes defended and seven interceptions.

The team's secondary will also feature returning veterans **Fabian Moreau**, **Montae Nicholson**, and **Deshazor Everett**. Moreau appeared in all 16 games for a secondary that suffered multiple injuries in 2017. Nicholson made six starts for Washington last season and registered 18 tackles and his first career interception against the Oakland in Week 3. Everett has appeared in 41 games for Washington with eight starts and has recorded 38 total tackles, six passes defended and one interception in his career thus far.

The group also features a number of first year and rookie free agents looking to make the team. That list includes **Quin Blanding** (Virginia), **Fish Smithson** (Kansas), **Josh Holsey** (Auburn), **Danny Johnson** (Southern) as well as **Kenny Ladler** who spent time on the Buffalo Bills for the last three seasons prior to joining the Edmonton Eskimos of the CFL.

SPECIAL TEAMS

For the fifth straight season, the Redskins' special teams are commanded by former Apache helicopter pilot and eight-year Army veteran **Ben Kotwica**.

Kicker **Dustin Hopkins** returns in 2018 after leading the team in points with 60 in eight games played. Hopkins went 14-for-17 on field goal attempts in 2017 and moved past Kai Forbath following his performance at L.A. Rams for sole possession fifth-most career field goals in Redskins history. Hopkins' 84.7 percent career mark on field goals (72-of-85) ranks second in team history among players with at least 50 career attempts.

In the 2014 preseason, the Redskins gave punter **Tress Way** 10 days to make the roster after claiming him off waivers less than two weeks before final cuts. In the four seasons since, Way has averaged 46.2 yards per punt, the highest career average by any Redskins punter with at least 100 career punts.

All kicking and punting units are expected to utilize the services of long snapper **Nick Sundberg**, now in his ninth season with the Redskins.



HEAD COACH JAY GRUDEN

Jay Gruden enters his fifth season with the Washington Redskins in 2018 after being named the 29th head coach in franchise history on January 9, 2014.

Previously a decorated quarterback in the college and Arena Football League ranks and a successful NFL assistant, Gruden has showcased his offensive acumen honed from his diverse football background throughout his tenure with the Redskins.

In 2017, the Redskins won at least seven games for their third straight season for the first time since a four-year streak from 1999-2002, marking the fourth-longest streak of seven-win seasons in team history. Gruden's team reached seven wins despite dealing with substantial injury issues throughout the season, as 72 different players appeared in game action for the squad, the second-most used by the team in a single season since the 1970 AFL-NFL merger, trailing only the 108 used to complete the 1987 strike season.

Among the team's highlights in the 2017 season was the team's 4-0 record against NFC West opponents, the franchise's second full-division sweep since NFL realignment in 2002 and the team's first since 2005. The season also produced three Pro Bowlers, with linebacker Ryan Kerrigan, guard Brandon Scherff and tackle Trent Williams all earning return selections among the league's best.

A year earlier, Gruden guided the Redskins to an 8-7-1 record in 2016, giving the franchise back-to-back winning seasons for the first time since 1996-97. The team was led by Gruden's record-shattering offense, which posted team records in total net yards (6,545), net passing yards (4,758) and yards per play (6.40), ranking in the Top 3 in the NFL in all three categories.

Gruden's offense — once called "easily one of the three or four best designed offenses in the NFL" by Andy Benoit of The MMQB — was more than just historically efficient and explosive that season. The distribution of the offensive contributions allowed eight Redskins players (DeSean Jackson, Pierre Garçon, Jamison Crowder, Rob Kelley, Chris Thompson, Jordan Reed, Vernon Davis and Matt Jones) to finish the season with at least 500 yards from scrimmage, tying the 2011 New Orleans Saints for the most in a single season in NFL history.

In 2015, Gruden led the Redskins to an NFC East Championship, posting a 9-7 record to complete the second "worst-to-first" turnaround in team history. Gruden became the sixth coach in team history to lead the Redskins to a playoff berth within the first two years at the helm, joining Ray Flaherty, Dutch Bergman, Dudley DeGroot, George Allen and Joe Gibbs.

Under Gruden's guidance, the 2015 Redskins featured what was at the time the most prolific passing attack in franchise history. Quarterback Kirk Cousins, named the starter in the middle of the preseason, set then-single-season team records for attempts (543), completions (379), passing yards (4,166) and 300-yard passing games (seven) while throwing 29 touchdown passes, including at least one in all 16 games. Cousins' success coincided with the emergence of tight end Jordan Reed, who finished the season with 87 receptions for 952 yards (both team records for a tight end) with 11 receiving touchdowns.

Gruden assumed control of the Redskins in 2014 and guided the team through a campaign in which three different quarterbacks (Robert Griffin III, Kirk Cousins and Colt McCoy) recorded victories as starters. He installed an offensive system that produced two Pro Bowlers in his first season (tackle Trent Williams and running back Alfred Morris).

Excluding interim coaches, Gruden, 46 at the time of his hiring, became the team's youngest head coaching hire since hiring eventual Pro Football Hall of Famer Joe Gibbs at 40 years of age in 1981. He became the first Redskins head coach hired directly from an offensive coordinator role on another team since Norv Turner in 1994.

Before joining the Redskins, Gruden spent his previous three seasons as offensive coordinator for the Cincinnati Bengals. In his tenure in Cincinnati, the Bengals averaged 10 wins a season, making three consecutive playoff appearances and earning an AFC North championship in 2013. Members of the Bengals' offense accounted for seven Pro Bowl selections in his three seasons in Cincinnati.

Gruden was tasked with the development of quarterback Andy Dalton, a 2011 second-round pick. In three seasons together, Gruden helped Dalton to a 30-18 regular season record as a starter (.625), as Dalton's 30 wins in that time frame ranked tied for fifth-most among NFL quarterbacks. Dalton's 80 passing touchdowns ranked third-most in NFL history for a quarterback in his first three seasons, trailing only Dan Marino (98) and Peyton Manning (85).

Prior to joining the Bengals, Gruden served two years with the Florida Tuskers of the United Football League from 2009-10. In 2009, Gruden served as offensive coordinator as the Tuskers compiled a 6-0 regular season record and earned a UFL championship game berth. In 2010, he assumed the roles of head coach and general manager and led the Tuskers to their second consecutive championship game appearance.

Gruden coached for seven seasons (2002-08) with the Tampa Bay Buccaneers, earning a Super Bowl championship ring as an offensive assistant in 2002. There he worked under his brother, Jon (then the Bucs' head coach), and current Redskins President Bruce Allen (the Bucs' general manager from 2004-08). Gruden helped guide the Buccaneers to the team's first championship, a 48-21 victory in Super Bowl XXXVII.

Gruden also ranks among the most outstanding players and coaches in the history of the Arena Football League, having won six combined league championships — four as a quarterback and two as a head coach. Gruden played quarterback (2002-03) and served as head coach (2004-08) of the AFL's Orlando Predators while simultaneously working as an offensive assistant with the Buccaneers. In all, Gruden served as head coach of the Predators for nine seasons (1998-2001 and 2004-08), leading the Predators to four championship game appearances and two league titles as a coach. During a two-year hiatus from coaching the Predators in 2002-03, he returned to the playing field as Orlando's quarterback, leading the Predators to playoff appearances in both seasons.

In his eight seasons as a player in the AFL, Gruden completed 1,673-of-2,775 passes (60.3 percent) for 21,578 yards with 398 touchdowns and 99 interceptions. In addition to his time with Orlando, he spent six seasons (1991-96) at quarterback for the Tampa Bay Storm, winning four AFL titles and being named MVP of Arena Bowl VII in 1993. He was also named the 1992 AFL Most Valuable Player and was honored with induction into the AFL Hall of Fame in 1999.

Gruden played quarterback for four seasons for former Redskins draft pick Howard Schnellenberger at the University of Louisville (1985-88) and was a two-time team MVP.

Gruden was born March 4, 1967, in Tiffin, Ohio. He and his wife, Sherry, have three sons — J.J., Joey and Jack — and a grandson, Trey.

GRUDEN FOOTBALL TIMELINE

1985-88	Quarterback	University of Louisville
1989	Student Assistant	University of Louisville
1990	Quarterback	Barcelona Dragons (WLAF)
1990	Quarterback	Sacramento Surge (WLAF)
1990-91	Graduate Assistant	University of Louisville
1991-96	Quarterback	Tampa Bay Storm (AFL)
1997	Offensive Coordinator	Nashville Kats (AFL)
1998-2001	Head Coach	Orlando Predators (AFL)
2002-08*	Offensive Assistant	Tampa Bay Buccaneers
2002-03*	Quarterback	Orlando Predators
2004-08*	Head Coach	Orlando Predators
2009	Offensive Coordinator	Florida Tuskers (UFL)
2010	Head Coach	Florida Tuskers
2011-13	Offensive Coordinator	Cincinnati Bengals
2014-Pres.	Head Coach	Washington Redskins

*Held jobs concurrently

2017 LEAGUE LEADERS

Redskins Overall

- » Ranked second in the NFL and the NFC in average penalty yards a game [45.75]
- » Ranked third in the NFC and tied for fifth in the NFL in average penalties a game [5.75]

Redskins Offense

- » Ranked first in the NFL and first in the NFC in passer rating against the blitz [112.77, pending updates from Week 17]
- » Ranked second in the NFC and sixth in the NFL in rushing yard average on second down [4.78]
- » Ranked third in the NFC and fifth in the NFL in pass completions of 20+ yards [59]
- » Ranked third in the NFC and fourth in the NFL in second down conversion percentage [34.7%]
- » Ranked third in the NFC and sixth in the NFL in 4th down conversion percentage [56.3%]
- » Ranked fourth in the NFC and fifth in the NFL in points scored on first offensive possession [47]
- » Ranked tied for fifth in the NFC in rushing plays of 50+ yards [1]
- » Ranked tied for sixth in the NFC and tied for ninth in the NFL in 4th and short conversion percentage [66.7%]
- » Ranked sixth in the NFC in 3rd and 10+ conversion percentage [18.2%]
- » Ranked seventh in the NFC in average passer rate [93.9]
- » Ranked tied for seventh in the NFC in plays of 20+ yards [62]
- » Ranked tied for seventh in the NFC in fewest drops [16]
- » Ranked eighth in the NFC in average number of plays per scoring drive [7.97]
- » Ranked eighth in the NFC in average net passing yards a game [234.4]
- » Ranked eighth in the NFC in points scored under two minutes of either half [53]

Redskins Defense

- » Ranked second in the NFC and sixth in the NFL in passing first downs allowed [171]
- » Ranked third in the NFC and fourth in the NFL in opponent red zone 3rd down conversion percentage [27.8%]
- » Ranked tied for third in the NFC and tied for seventh in the NFL in points allowed on opponent's first offensive possession [23]
- » Ranked tied for third in the NFC and tied for seventh in the NFL in sacks [42]
- » Ranked fourth in the NFC in opponent passer rate on 2nd down [83.8]
- » Ranked fourth in the NFC and sixth in the NFL in opponent 3rd and long conversion percentage [21.7]
- » Ranked fourth in the NFC and ninth in the NFL in opponent 3rd down conversion percentage [36.7%]
- » Ranked fourth in the NFC and ninth in the NFL in opponent average net passing yards a game [213.8]
- » Ranked fourth in the NFC in opponent 3 and out drive percentage [24.1%]
- » Ranked sixth in the NFC in opponent average yards to go on 2nd down [8.21]
- » Ranked sixth in the NFC and 10th in the NFL in opponent average passer rating [81.0]
- » Ranked sixth in the NFC in opponent 2nd down conversion percentage [28.4%]
- » Ranked tied for sixth in the NFC in opponent 10 play drives [26]

Redskins Special Teams

- » Ranked first in the NFC and second in the NFL in opponent kickoff return average [18.7]
- » Ranked third in the NFC and fifth in the NFL in opponent average starting field position following a kickoff [23.7]
- » Ranked fourth in the NFC and sixth in the NFL in touchback percentage [68.8%]

Redskins Players

- » **Zach Brown** ranked fourth in the NFC and tied for ninth in the NFL in tackles [127]
- » **Brown** ranked fourth in the NFC and ninth in the NFL in solo tackles [84]
- » **Brown** ranked fifth in the NFC and 10th in the NFL in assisted tackles [43]
- » **Jamison Crowder** ranked tied for fifth in the NFC in receptions of 25+ yards [9]

- » **Vernon Davis** ranked first in the NFC and second in the NFL in average yards per reception amongst tight ends [15.1]
- » **Davis** ranked first in the NFC and third in the NFL in receptions of 25+ yards amongst tight ends [8]
- » **Davis** ranked tied for second in the NFL and the NFC in longest reception amongst tight ends [69]
- » **Davis** ranked third in the NFC and eighth in the NFL in receiving yards amongst tight ends [648]
- » **Davis** ranked third in the NFC and 10th in the NFL in average receiving yards per game amongst tight ends [40.5]
- » **Paul Richardson** ranked fourth in the NFC and ninth in the NFL in average yards per reception [16.0]
- » **Alex Smith** ranked first in the NFL in passer rating [104.7]
- » **Smith** ranked first in the AFC and third in the NFL in completion percentage [67.5]
- » **Smith** ranked first the NFL in touchdown-to-interception ratio [5.2]
- » **Smith** ranked tied for first in the NFL in interception percentage [1.0]
- » **Smith** ranked first in the AFC and second in the NFL in passing yards per attempt [8.0]
- » **Smith** ranked tied for second in the AFC and ranked tied for fourth in the NFL in games in which he threw 3+ touchdowns [4]
- » **Smith** ranked second in the AFC and fourth in the NFL in completions of 25+ yards [38]
- » **Smith** ranked first amongst quarterbacks and eighth amongst players in longest rush from scrimmage [70]
- » **Smith** ranked second in the AFC and sixth in the NFL in passing yards after the catch [2,043]
- » **Smith** ranked third in the AFC and sixth in the NFL in rushing yards amongst quarterbacks [355]
- » **Smith** ranked third in the AFC and ninth in the NFL in passing yards per completion [11.85]
- » **Smith** ranked third in the AFC and sixth in the NFL in completions per game [22.7]
- » **Smith** ranked third in the AFC and ranked tied for fourth in the NFL in 300+ yard passing in a single game [5]
- » **Smith** ranked fourth in the AFC and ninth in the NFL in passing yards at the catch [1,999]
- » **Smith** ranked fourth in the AFC and eighth in the NFL in passing yards [4042]
- » **Smith** ranked fourth in the AFC and ranked tied for sixth in the NFL in passing yards per game [269.5]
- » **Smith** ranked fourth in the AFC and ninth in the NFL in touchdowns [26]
- » **Smith** ranked fifth in the AFC and tenth in the NFL in completions [341]
- » **Smith** ranked fifth in the AFC and ninth in the NFL in first downs [184]
- » **D.J. Swearinger** ranked tied for fifth in the NFC in interceptions [4]
- » **Ryan Kerrigan** ranked tied for third in the NFL and the NFC in interceptions returned for a touchdown [1]
- » **Kerrigan** ranked tied for third in the NFC and tied for fourth in the NFL in sacks [13]
- » **Kerrigan** ranked tied for sixth in the NFC in forced fumbles [3]
- » **Chris Thompson** ranked first in the NFL and the NFC in average yards per catch amongst running backs [13.1]
- » **Thompson** ranked third in the NFC and fourth in the NFL in longest reception amongst running backs [74]
- » **Thompson** ranked fourth in the NFC and tied for fourth in the NFL in receiving touchdowns amongst running backs [4]
- » **Thompson** ranked fourth in the NFC and sixth in the NFL in receiving yards amongst running backs [510]
- » **Thompson** ranked fourth in the NFC and fifth in the NFL in receptions of 25+ yards amongst running backs [5]
- » **Thompson** ranked tied for seventh in the NFC in longest reception [74]
- » **Thompson** ranked tied for eighth in the NFC for the longest rush [61]
- » **Tress Way** ranked tied for second in the NFC and tied for third in the NFL in punts inside the 20 [33]
- » **Way** ranked sixth in the NFC in average yards per punt [45.7]

THE OPPONENT



The New England Patriots enter the 2018 preseason following a 13-3 record and an AFC East title in 2017. The Patriots captured the AFC Divisional Round with a 35-14 win against the Tennessee Titans before defeating the Jacksonville Jaguars, 24-20, in the AFC Championship. New England advanced to its second straight Super Bowl while making its third appearance in the last four postseasons.

Quarterback Tom Brady, now entering his 18th NFL season, is expected to lead the Patriots' offense once again in 2018. Last season, Brady completed 385-of-581 passes (66.3 percent) for 4,577 yards with 32 touchdowns and eight interceptions.

Running backs Mike Gillislee and Rex Burkhead return after finishing the 2017 regular season among the Patriots top rushers. Gillislee collected 383 yards on 104 carries (3.6 avg.) with five rushing touchdowns. Burkhead compiled 264 yards on 64 carries (4.1 avg.) with five rushing touchdowns. Burkhead also added 30 receptions for 254 yards and three receiving touchdowns.

New England acquired wide receiver Eric Decker during training camp. Decker spent 2017 on the Tennessee Titans roster and led the position group with 54 receptions for 563 yards (10.4 avg) with one touchdown.

Rob Gronkowski led the Patriots' tight ends and all receivers, gaining 1,084 yards on 69 catches with eight touchdowns.

Safety Devin McCourty led the Patriots in tackles in 2017, compiling 94 tackles (77 solo), according to STATS Inc, followed by safety Patrick Chung (78 tackles, 67 solo). Defensive end Trey Flowers led New England in sacks a season ago with 6.5, followed by linebacker Kyle Van Noy with 5.5. Safety Duron Harmon posted a team-high four interceptions.

Stephen Gostkowski manages the place kicking for New England and was 37-of-40 on field goal attempts last season (92.5 percent). Ryan Allen punted 58 times with a 43.4-yard average.

2017 LEAGUE RANKINGS

OFFENSE		
REDSKINS		PATRIOTS
16	Pts/Game	2
14	Yds/Play	5
16	Yds/Game	1
28	Rush Yds/Game	10
12	Pass Yds/Game	2
31	3rd Down Pct.	10
20	Time of Poss.	11
DEFENSE		
REDSKINS		PATRIOTS
27t	Pts/Game	5
19	Yds/Play	31
21	Yds/Game	29
32	Rush Yds/Game	20
9	Pass Yds/Game	30
9	3rd Down Pct.	21

BILL BELICHICK



Bill Belichick completed his 43rd season as an NFL coach in 2017 and is in his 19th season as head coach of the New England Patriots. Belichick is the only head coach in NFL history to win five Super Bowl titles. In 2017, Belichick won a division title for the ninth consecutive season and won an eighth conference championship as a head coach, extending his NFL record in both categories.

Belichick won 13 regular season games for an NFL-record seventh time and secured his 15th AFC East Division title as Patriots head coach, the most in NFL history.

Belichick enters 2018 with the most wins among all active coaches and is currently third all-time with 278 total victories as a head coach. His winning percentage of .683 ranks first in NFL history among coaches with 150 or more wins. He has led the Patriots to a winning record for 17 consecutive seasons (2001-17), trailing only Tom Landry, who recorded 20 consecutive winning seasons from 1966-85. Belichick has also notched 28 postseason wins in his career, most by a head coach in NFL history.

Belichick, who was hired by Patriots Chairman and CEO Robert Kraft on Jan. 27, 2000, is in his 19th season with the Patriots. In 18 seasons, Belichick has so far delivered five Super Bowl championships, eight conference titles, 15 division crowns and 27 playoff victories, while posting an overall record of 241-84.

Entering 2018, the Patriots have won nine consecutive division championships, besting the seven won by the L.A. Rams (1973-79). Belichick directed the Patriots to victories in Super Bowls XXXVI (2001), XXXVIII (2003), XXXIX (2004), XLIX (2014) and LI (2016), and in 2007 he became the only NFL head coach to guide his team to a 16-0 regular season. From 2003 to 2004, Belichick directed the Patriots to a winning streak of 21 consecutive games, including the postseason.

Despite an NFL system designed to ensure parity, Belichick's program has produced a remarkable run of sustained on-field success. From 2000-17, the Patriots won 74.3 percent of their regular-season games (214-74), among the highest winning percentages of any major American professional sports team over that span.

Over a 100-game stretch from 2003-09, Belichick directed the team to 81 wins, the most in NFL history by a head coach.

Additionally, the Patriots enter 2018 with 115 wins (regular and postseason) in this decade and need 11 wins overall this season to tie the 2000-09 Patriots for the NFL record with 126 wins in a decade. Belichick has led the Patriots to a winning record in each of the last 17 seasons.

From 2011-17, Belichick's teams won the AFC East title and advanced in the playoffs, with the Patriots' seven straight years of playoff advancement setting a new NFL record, passing Dallas (1991-96) for the longest streak in NFL history. Additionally, New England is the only franchise in the NFL to qualify for the playoffs in each of the last nine seasons (2009-17).

Belichick's 28 career playoff wins are the most all-time among head coaches, while New England's 14 playoff victories from 2000-09 are tied for the most in any decade in NFL history.

New England enters 2018 with 13 postseason victories from 2010-17. He has compiled a career playoff record of 28-11, with his .718 playoff winning percentage placing him third in NFL history.

SERIES HISTORY

Thursday's match up between the Redskins and Patriots will mark the 22nd preseason meeting between the two teams all-time since the AFL's Boston Patriots began playing preseason games against NFL competition prior to the 1967 season.

The Redskins will have played the Patriots more than any other team during the preseason.

New England leads the all-time preseason series, 13-8. A win will give the Redskins their first back-to-back preseason wins over the Patriots since consecutive preseason wins against New England from 1999 - 2000.

Included below are the 21 preseason games played between the two teams dating back to their first meeting in 1967:

Date	Game	Result
8/26/1967	at Boston	13-7 W
8/16/1970	at Boston	45-21 W
9/2/1973	at New England	35-14 W
8/2/1974	vs. New England	21-17 L
9/4/1977	at New England	45-7 L
8/30/1981	at New England	19-10 L
8/17/1984	vs. New England	31-27 L
8/23/1985	vs. New England	37-36 W
8/10/1986	at New England	18-7 L
8/10/1991	at New England	27-6 W
8/18/1994	at New England	27-17 L
8/23/1996	at New England	27-19 L
8/22/1998	vs. New England	20-17 L
8/13/1999	at New England	20-14 W
8/11/2000	vs. New England	30-20 W
8/30/2001	at New England	33-13 L
8/29/2002	vs. New England	28-14 L
8/16/2003	vs. New England	20-13 L
8/26/2006	at New England	41-0 L
8/28/2009	vs. New England	27-24 L
8/7/2014	vs. New England	23-6 W

The Redskins lead the all-time regular season series record against the Patriots, 6-4, dating back to the teams' first meeting in 1972. Washington has won 6 of the last 9 meetings and holds a 4-3 edge at New England.

Included below are the 10 regular season games contested between the Redskins and Patriots:

Date	Game	Result
10/1/1972	at New England	24-23 L
9/3/1978	at New England	16-14 W
10/25/1981	vs. New England	24-22 W
9/23/1984	at New England	26-10 W
12/15/1990	at New England	25-10 W
10/13/1996	at New England	27-22 W
9/28/2003	vs. New England	20-17 W
10/28/2007	at New England	52-7 L
12/11/2011	vs. New England	34-27 L
11/8/2015	at New England	27-10 L



LEADING THE FAN EXPERIENCE

In May, the Washington Redskins hired Brian Lafemina as the team's President of Business Operations and Chief Operating Officer.

In this newly created role, Lafemina will oversee all club business operations and report directly to Owner Dan Snyder.

"Nothing could have prepared me more for this role than working at the NFL," Lafemina said. "Dan first approached me about a year ago to discuss the possibility of me joining the Redskins. During that time, I was able to see first-hand his passion for the Redskins, the game of football and his deep commitment to the Washington, D.C. community. Working with Dan and Bruce Allen to develop a new dynamic stadium that matches the vibrancy of this organization and its fan base will be an exciting challenge and one of our top priorities. I would also be remiss if I didn't thank everyone I have worked with at the NFL, starting with Roger Goodell."

Lafemina spent eight years at the NFL, leading Club Business Development and building the team that works to create and share best practices across all of the NFL's 32 member clubs. During his tenure, the league saw significant growth in game day fan satisfaction, season tickets sales, suite sales, local sponsorship and media revenue. In addition, Lafemina led or played key roles in league-wide initiatives on fan experience, ticketing strategy, Super Bowl strategy, Pro Bowl strategy and stadium development.

"I am thrilled to welcome Brian to the Washington Redskins. Brian has been one of the most highly regarded NFL executives amongst league ownership for many years because of his deep understanding of our business, his focus on partner relationships and his genuine belief that fans must be at the center of every decision we make. Brian is coming to Washington with fresh thinking and big ideas to implement, and I have full confidence that with Brian's addition and with Bruce Allen continuing as team President, the Redskins' success will continue to grow, both on and off the field."

- Redskins Owner Daniel M. Snyder



Before joining the NFL, Lafemina spent 22 years at The Madison Square Garden Company in a variety of roles, starting as an intern and working his way up to Senior Vice President of Madison Square Garden Sports, where he was responsible for managing the business operations of the New York Knicks and New York Rangers.

Lafemina is a 1989 graduate of Rutgers University, where he earned his bachelor's degree in economics.

NOTABLE REDSKINS/PATRIOTS CONNECTIONS

Former Patriots on Redskins:

Offensive Coordinator Matt Cavanaugh (QB-Player, 1978-82)
Quarterbacks Coach/Passing Game Coordinator Kevin O'Connell (QB-Player, 2008-09)

Redskins from New England:

TE Jordan Reed (New London, Conn.)
OL Tyler Catalina (Holden, Mass.)

Patriots from the D.C./Maryland/Virginia area:

Head Coach Bill Belichick (Annapolis, Md.)
Running Backs Coach Ivan Fears (Suffolk, Va.)
Assistant Strength Coach James Hardy (Danville, Va.)
LB Ja'Whaun Bentley (Glenarden, Md.)
CB Cyrus Jones (Baltimore, Md.)
OL Luke Bowanko (Annapolis, Va.)

Redskins who went to college in New England:

LB Vontae Diggs (Connecticut)

Patriots who went to college in the D.C./Maryland/Virginia area:

Running Backs Coach Ivan Fears (William & Mary)
OL Luke Bowanko (Virginia)
DB J.C. Jackson (Maryland)
DB David Jones (Richmond)

Notable Pro Connections:

Patriots Head Coach Bill Belichick (1979-90) coached Offensive Coordinator Matt Cavanaugh (QB-Player, 1990-91) while both were members of the New York Giants. Belichick served as a Defensive Coordinator and special teams coach.

Patriots Head Coach Bill Belichick (2000-present) coached Quarterbacks Coach Kevin O'Connell (QB-Player, 2008-09) while both were members of the New England Patriots. Belichick served as the Head Coach during O'Connell's time as a player.

DL Ziggy Hood (2014) and Patriots OL Luke Bowanko (2014-17) were teammates on the Jacksonville Jaguars for a season together.

LB Pernell McPhee (2011-15) played with Patriots DL Lawrence Guy (2013-17) at the Baltimore Ravens.

RB Byron Marshall (2016-17) and Patriots WR Jordan Matthews (2014-17) played together at the Philadelphia Eagles.

LB Zach Brown (2016) and Patriots Stephon Gilmore (2012-17) played together for one season at the Buffalo Bills.

TE Vernon Davis (2015), RB Kapri Bibbs (2014-16) and Patriots OL James Ferentz (2015-16) were teammates at the Denver Broncos. Assistant Offensive Line Coach Phil Rauscher (2015-17) was also at the Broncos during this time and served as an Offensive Assistant.

Notable College Connections:

DL Jonathan Allen (2013-16), LB Ryan Anderson (2013-16), LB Shaun Dion Hamilton (2015-17), DL Daron Payne (2015-17), and WR Cam Sims (2014-17) each played with Patriots CB Cyrus Jones (2012-15) during one point in their career at Alabama.

OL Tony Bergstrom (2008-12) and Patriots DB Eric Rowe (2011-14) played together at Utah from 2011-12.

DL Tavaris Barnes Sr. (2011-14) and Patriots TE Dwayne Allen (2008-11) played together at Clemson in 2011.

T Morgan Moses (2009-13) played with Patriots OL Luke Bowanko (2010-13) at Virginia from 2010-13.

G Tyler Catalina (2016) played with Patriots OL Isaiah Wynn (2014-17), DL John Atkins (2014-17) and RB Sony Michel (2014-17) at Georgia.

TE Manasseh Garner (2012-14) and Patriots CB Ryan Lewis (2013-16) played together at Pittsburgh from 2013-14.

T T.J. Clemmings (2011-14) played with Patriots LB Nicholas Grigsby (2012-15) at Pittsburgh from 2012-14 and Patriots CB Ryan from 2013-14.

RB Derrius Guice (2015-17) played at LSU with Patriots QB Danny Etling (2015-16) and DL Frank Herron (2014-17) from 2015-17.

LB Jerod Fernandez (2013-17) and Patriots OL Joe Thuney (2012-15) played together at NC State from 2013-15.

CB Joshua Holsey (2012-16) and Patriots DB Jonathan Jones

(2012-15) and LB Brandon King (2013-14) played together at Auburn from 2012-15.

CB Quinton Dunbar (2011-14) and Patriots DB Duke Dawson (2014-17) and OL Trent Brown (2011-14) all played together at Florida in 2014.

CB Quinton Dunbar (2011-14) and Patriots RB Mike Gillislee (2009-12) played together at Florida from 2011-12.

TE Jordan Reed (2009-12) played with both Patriots RB Mike Gillislee (2009-12) and OL Trent Brown (2011-14) at Florida between the years 2009-12.

LB Alex McCallister (2013-16) played with both Patriots DB Duke Dawson (2014-17) and OL Trent Brown (2011-14) at Florida during the years 2013-16.

S D.J. Swearinger (2009-12) and CB Stephon Gilmore (2008-11) played together at South Carolina from 2009-11.

G Shawn Lauvao (2006-09) and Patriots OL Lawrence Guy (2007-10) played together at Arizona State from 2007-09.

QB Kevin Hogan (2012-15) and Patriots DB Jordan Richards (2011-14) played together at Stanford from 2012-14.

DB Kenny Ladler (2010-13) played with Patriots Adam Butler (2013-16) and Andrew Jelks (2013-16) at Vanderbilt in 2013.

DB Kenny Ladler (2010-13) and Patriots WR Jordan Matthews (2010-13) played together at Vanderbilt from 2010-13.

T Timon Parris (2013-17) and Patriots TE Will Tye (2014-15) played together at Stony Brook from 2014-15.

G Brandon Scherff (2011-14) and Patriots WR Riley McCarron (2013-16) and OL James Ferentz (2013-16) played together at Iowa from 2013-14.

G Brandon Scherff (2011-14) and Patriots OL Matt Tobin (2009-12) played together at Iowa from 2011-12.

G Brandon Scherff (2011-14) and Patriots OL Cole Croston (2013-16) played together at Iowa from 2013-14.

C Chase Roullier (2013-16) and Patriots TE Jacob Hollister (2013-16) played together at Wyoming from 2013-16.

DL Stacy McGee (2009-12), Samaje Perine (2014-16) and Tress Way (2008-12) all played with Patriots Geneo Grissom (2011-14) during their time at Oklahoma.

LB Pete Robertson (2011-15) played with Patriots OL LaAdrian Waddle (2009-12) at Texas Tech from 2011-12.

WR Paul Richardson Jr. (2010-13) and Patriots Assistant Strength Coach Moses Cabrera (2010-11) spent a season together at Colorado while Moses was a coach.

LB Martrell Spaight (2013-14) and TE Jeremy Sprinkle (2013-16) played under Patriots Nick Caley who was a Graduate Assistant (2013-14) at Arkansas from 2013-14.

Patriots Special Teams Coach Joe Judge (2009-11) coached G Arie Kounadjo (2010-14) at Alabama in 2010-11. Judge served as a football analyst.

Redskins Assistant Offensive Line Coach Phil Rauscher played football (2004-05) and served as a Graduate Assistant (2006-07) at UCLA while Patriots WR Matthew Slater was a player from 2004-07.

Redskins Assistant Offensive Line Coach Phil Rauscher was as an Administrative Assistant/Tight Ends (2011) coach at Utah while Patriots DB Eric Rowe played at Utah from 2011-14.

Redskins Offensive Quality Control Coach Chris O'Hara was a Graduate and Student assistant at Miami from 2011-13 while Patriots WR Phillip Dorsett played at Miami from 2011-14.

Redskins Inside Linebackers Coach Kirk Olivadotti (2011-13) served as the Inside Linebackers Coach at Georgia (2011-13) while Patriots' OL Ulrick John (2010-13), C David Andrews (2011-14), and WR Malcolm Mitchell (2011-15) played at Georgia.

Redskins Assistant DB Coach James Rowe coached Patriots DB Duke Dawson (2014-17) at Florida in 2015. Rowe served as a Defensive Graduate Assistant.

Redskins Assistant Strength and Conditioning Coach Kavan Latham overlapped time with Patriots DB Duron Harmon (2009-12) at Rutgers. Kavan served as an Assistant Strength and Conditioning Intern in 2011.

SERIES SUPERLATIVES

REDSKINS

PASSING

Completions	22	Kirk Cousins, 11/08/15
Attempts	40	Kirk Cousins, 11/08/15
Yards	280	Gus Frerotte, 10/13/96
TDs	3	Billy Kilmer, 10/01/72

RUSHING

Attempts	39	Earnest Byner, 12/15/90
Yards	149	Earnest Byner, 12/15/90
TDs	1	Six Times
Last Time: L. Betts and R. Cartwright, 09/28/03		

RECEIVING

Receptions	9	Joe Washington, 10/25/81
Yards	152	Henry Ellard, 10/13/96
TDs	2	Charley Taylor, 10/01/72

DEFENSE

Sacks	2	Eric Williams, 12/15/90
Interceptions	1	12 Times
Last Time: Keenan Robinson, 11/08/15		

PATRIOTS

PASSING

Completions	29	Tom Brady, 10/28/07
Attempts	48	Drew Bledsoe, 10/13/96
Yards	357	Tom Brady, 12/11/11
TDs	3	2 Times
Last Time: Tom Brady, 12/11/11		

RUSHING

Attempts	29	LeGarrette Blount, 11/08/15
Yards	164	Curtis Martin, 10/13/96
TDs	2	2 Times
Last Time: Tom Brady, 10/28/07		

RECEIVING

Receptions	9	Wes Welker, 10/28/07
Yards	160	Rob Gronkowski, 12/11/11
TDs	2	Rob Gronkowski, 12/11/11

DEFENSE

Sacks	3	Mike Vrabel, 10/28/07
Interceptions	1	6 Times
Last Time: Logan Ryan, 11/08/15		

CAREER STATS VS. PATRIOTS

Projected Offensive Starters

QB Alex Smith (two games):

48-of-61, 616 yards, 7 TDs

RB Rob Kelley:

First career game vs. Patriots

WR Jamison Crowder (one game):

6 rec., 50 yards

WR Paul Richardson, Jr. (one game):

2 rec., 52 yards

WR Josh Doctson:

First career game vs. Patriots

TE Jordan Reed: (one game):

3 rec., 18 yards, 1 TD

Projected Defensive Starters

(Stats according to STATS, INC.)

DE Jonathan Allen:

First career game vs. Patriots

NT Daron Payne:

First career game vs. Patriots

DE Matt Ioannidis:

First career game vs. Patriots

LB Preston Smith (one game):

1 tackle (1 solo)

LB Zach Brown (four games):

33 tackles (21 solo), 2 sacks

LB Mason Foster: (two games):

8 tackles (4 solo), 1 QBH

LB Ryan Kerrigan (two games):

3 tackles (1 solo), 1 QBH

CB Josh Norman (one game):

No career stats vs. Patriots

CB Quinton Dunbar (one game):

No career stats vs. Patriots

S D.J. Swearinger (two games):

9 tackles (8 solo), 1 TFL

S Montae Nicholson:

First career game vs. Patriots

TALE OF THE TAPE

OFFENSE

REDSKINS

342	Points	458
74	Points in 1st Quarter	92
115	Points in 2nd Quarter	179
50	Points in 3rd Quarter	96
103	Points in 4th Quarter	91
37	Offensive Touchdowns	48
10	Rushing TDs	16
27	Passing TDs	32
2	Return TDs	1
24	Field Goals	37
5199	Yards From Scrimmage	6307
324.9	Yards Per Game	394.2
982	Total Plays	1070
5.3	Avg. Per Play	5.9
28/14	Fumbles/Lost	13/4
13	Had Intercepted	8
66/204	Third-down Conversions	82/202
32.4	Third-down Percentage	40.6
9/16	Fourth-down Conversions	8/13
56.3	Fourth-down Percentages	61.5
92/732	Penalties/Yards	95/835
29:40	Time of Possession Avg.	30:37

PASSING

540	Pass Attempts	587
347	Pass Completions	389
64.3	Completion Percentage	66.3
4093	Passing Yards	4619
255.8	Avg. Yards/Game	288.7
27	Passing Touchdowns	32
13	Interceptions	8
93.9	Rating	102.6
41	Times Sacked	35
39	Completions of 25+ yards	41

RUSHING

401	Rush Attempts	448
1448	Rush Yards	1889
3.6	Yards Per Carry	4.2
90.5	Yards Per Game	118.1
10	Touchdowns	16
66	First Downs	107
36	Rushes of 10+ yards	43

RECEIVING

347	Receptions	389
4093	Receiving yards	4619
11.8	Yards Per Catch	11.9
255.8	Yards Per Game	288.7
27	Touchdowns	32
191	First Downs	232
39	Receptions of 25+ yards	41

DEFENSE

PATRIOTS

388	Points	296
67	Points in 1st Quarter	62
117	Points in 2nd Quarter	98
77	Points in 3rd Quarter	51
124	Points in 4th Quarter	85
36	Offensive Touchdowns	30
13	Rushing TDs	6
23	Passing TDs	24
5	Return TDs	3
34	Field Goals	22
5566	Yards From Scrimmage	5856
347.9	Yards Per Game	366.0
1045	Total Plays	1022
5.3	Avg. Per Play	5.7
21/7	Fumbles/Lost	19/6
16	Had Intercepted	12
83/226	Third-down Conversions	82/208
36.7	Third-down Percentage	39.4
9/15	Fourth-down Conversions	10/23
60.0	Fourth-down Percentages	43.5
100/887	Penalties/Yards	111/1035
30:20	Time of Possession Avg.	29:23

PASSING

531	Pass Attempts	590
306	Pass Completions	367
57.6	Completion Percentage	62.2
3692	Passing Yards	4319
230.8	Avg. Yards/Game	269.9
23	Passing Touchdowns	24
16	Interceptions	12
81.0	Rating	89.5
42	Times Sacked	42
28	Completions of 25+ yards	35

RUSHING

472	Rush Attempts	390
2146	Rush Yards	1836
4.5	Yards Per Carry	4.7
134.1	Yards Per Game	114.8
13	Touchdowns	6
105	First Downs	98
56	Rushes of 10+ yards	45

RECEIVING

306	Receptions	367
3692	Receiving yards	4319
12.1	Yards Per Catch	11.8
230.8	Yards Per Game	269.9
23	Touchdowns	24
171	First Downs	204
28	Receptions of 25+ yards	35

LAST MEETING

Patriots 27, Redskins 10

Associated Press
Nov. 8, 2015

FOXBOROUGH, Mass. -- It was a little more than 10 minutes into the game and the score was already lopsided.

New England touchdowns: 2. Washington total plays from scrimmage: 1.

Julian Edelman and LeGarrette Blount had already scored by the time the Redskins snapped the ball a second time, and the Patriots remained unbeaten on Sunday with a 27-10 victory over Washington.

Despite being held to a season-low in points, New England's chance at another 16-0 regular season was never threatened. The Patriots took advantage of an onside kick and an interception to open a 14-0 lead before the Washington defense could catch its breath.

"I just felt like we never had the ball in the first quarter," Washington coach Jay Gruden said. "I just never felt like we got in a rhythm."

Tom Brady completed 26 of 39 passes for 299 yards and two touchdowns, including an 8-yard TD to Edelman on the opening drive. New England (8-0) then pulled off a surprise onside kick, but that drive stalled when Edelman fumbled.

Washington could manage only a single play: Kirk Cousins' pass that bounced off Pierre Garcon and was intercepted by Logan Ryan. New England then marched down the field to make it 14-0 on Blount's 5-yard score.

"We had a good drive early, had an opportunity to get on top and play from ahead," Patriots coach Bill Belichick said. "That was definitely helpful."

Washington (3-5) managed just 15 total yards in the first -- most of it, and their only first down, on a 9-yard pass on the final play of the quarter. But the Patriots weren't done, tying an NFL record by scoring in 31 straight quarters -- every one this season except the first quarter of the first game.

Cousins was 22 for 40 for 217 yards, but he was hurt early by seven dropped passes. Washington managed only a second-quarter field goal before Cousins hit Jordan Reed for a 3-yard touchdown with 25 seconds left.

At least it wasn't as bad as the Redskins' last visit to Foxborough: New England won 52-7 in 2007, the last time the Patriots started a season 8-0. They won all 16 regular-season games and then two more in the playoffs that year before losing to the New York Giants in the Super Bowl.

Blount carried 29 times for 129 yards for New England, which won easily even though Brady threw his second interception of the season. The Patriots also lost a fumble at home for the first time since 2013 -- and lost the coin toss, too, for just the seventh time in their last 26 games.

New England also lost tackle Sebastian Vollmer from an already depleted offensive line, and running back Dion Lewis on what appeared to be a serious knee injury.

"It's awful. I mean, he's one of your brothers," Edelman said. "All you can do is send good vibes his way and hope everything will be all right."

Washington had two weeks to celebrate its comeback from a 24-point deficit against Tampa Bay on Oct. 25. But even the bye week didn't give coach Jay Gruden enough time to prepare for the defending Super Bowl champions.

With 37 rushing plays and 39 passes, the Patriots had their most balanced offense of the season.

"We were clicking there in the run game," said tight end Rob Gronkowski, who had four catches for a season-low 47 yards.

After the Patriots' first touchdown, they lined up for what seemed like a routine kickoff, but Stephen Gostkowski pulled back and dribbled it to the right, where it bounced off Washington's Ryan Grant and was recovered by Jonathan Freesty.

The Patriots were moving again when Edelman fumbled. But on Washington's first play from scrimmage -- already more than

8 minutes into the game -- Ryan intercepted the deflected pass at the Washington 28.

The Patriots needed just six plays to make it 14-0 on Blount's 5-yard run.

Game notes

Patriots DE Chandler Jones had a sack, giving him 9.5 for the season. ... The Patriots are an NFL-best 44-10 against the NFC East since 2002. ... Washington has not won consecutive games in a year. ... Washington has not allowed a 300-yard passer this season. Brady missed the milestone by 1 yard, but he did have his eighth straight game with at least two TD passes.

PATRIOTS DEF. REDSKINS, 27-10

	Redskins	Patriots
TOTAL FIRST DOWNS	16	27
By Rushing	3	10
By Passing	12	15
By Penalty	1	2
THIRD DOWN EFFICIENCY	7-14-50%	9-16-56%
FOURTH DOWN EFFICIENCY	0-1-0%	1-1-100%
TOTAL NET YARDS	250	480
Total Offensive Plays (inc. times thrown passing)	56	76
Average gain per offensive play	4.5	6.1
NET YARDS RUSHING	37	161
Total Rushing Plays	15	37
Average gain per rushing play	2.5	4.4
Tackles for a loss-number and yards	2-5	2-13
NET YARDS PASSING	213	299
Times thrown - yards lost attempting to pass	1-4	0-0
Gross yards passing	217	299
PASS ATTEMPTS-COMPLETIONS-HAD INT.	40-22-1	39-26-1
Avg gain per pass play (inc.# thrown passing)	5.2	7.7
KICKOFFS Number-In End Zone-Touchbacks	3-2-1	6-4-2
PUNTS Number and Average	4-47.0	2-34.5
Had Blocked	0	0
FGs - PATs Had Blocked	0-0	0-0
Net Punting Average	47.5	30.0
TOTAL RETURN YARDAGE (Not Including Kickoffs)	53	11
No. and Yards Punt Returns	1-9	2-2
No. and Yards Kickoff Returns	3-48	2-18
No. and Yards Interception Returns	1-44	1-13
PENALTIES Number and Yards	4-27	6-43
FUMBLES Number and Lost	2-1	2-1
TOUCHDOWNS	1	3
Rushing	0	1
Passing	1	2
EXTRA POINTS Made-Attempts	1-1	3-3
Kicking Made-Attempts	1-1	3-3
FIELD GOALS Made-Attempts	1-1	2-2
RED ZONE EFFICIENCY	1-2-50%	3-6-50%
GOAL TO GO EFFICIENCY	1-2-50%	1-3-33%
SAFETIES	0	0
FINAL SCORE	10	27
TIME OF POSSESSION	22:55	37:05



2017 NFL STANDINGS AND RANKINGS

NATIONAL FOOTBALL CONFERENCE

East Division

Team	W	L	T	Pct	Conf	Div	Streak
Eagles	13	3	0	.813	10-2-0	5-1-0	Lost 1
Cowboys	9	7	0	.563	7-5-0	5-1-0	Won 1
Redskins	7	9	0	.438	5-7-0	1-5-0	Lost 1
Giants	3	13	0	.188	1-11-0	1-5-0	Won 1

North Division

Team	W	L	T	Pct	Conf	Div	Streak
Vikings	13	3	0	.813	10-2-0	5-1-0	Won 3
Lions	9	7	0	.563	8-4-0	5-1-0	Won 1
Packers	7	9	0	.438	5-7-0	2-4-0	Lost 3
Bears	5	11	0	.313	1-11-0	0-6-0	Lost 1

South Division

Team	W	L	T	Pct	Conf	Div	Streak
Saints	11	5	0	.688	8-4-0	4-2-0	Lost 1
Panthers	11	5	0	.688	7-5-0	3-3-0	Lost 1
Falcons	10	6	0	.625	9-3-0	4-2-0	Won 1
Buccaneers	5	11	0	.313	3-9-0	1-5-0	Won 1

West Division

Team	W	L	T	Pct	Conf	Div	Streak
Rams	11	5	0	.688	7-5-0	4-2-0	Lost 1
Seahawks	9	7	0	.563	7-5-0	4-2-0	Lost 1
Cardinals	8	8	0	.500	5-7-0	3-3-0	Won 2
49ers	6	10	0	.375	3-9-0	1-5-0	Won 5

AMERICAN FOOTBALL CONFERENCE

East Division

Team	W	L	T	Pct	Conf	Div	Streak
Patriots	13	3	0	.813	10-2-0	5-1-0	Won 3
Bills	9	7	0	.563	7-5-0	3-3-0	Won 1
Dolphins	6	10	0	.375	5-7-0	2-4-0	Lost 3
Jets	5	11	0	.313	5-7-0	2-4-0	Lost 4

North Division

Team	W	L	T	Pct	Conf	Div	Streak
Steelers	13	3	0	.813	10-2-0	6-0-0	Won 2
Ravens	9	7	0	.563	7-5-0	3-3-0	Lost 1
Bengals	7	9	0	.438	6-6-0	3-3-0	Won 2
Browns	0	16	0	.000	0-12-0	0-6-0	Lost 16

South Division

Team	W	L	T	Pct	Conf	Div	Streak
Jaguars	10	6	0	.625	9-3-0	4-2-0	Lost 2
Titans	9	7	0	.563	8-4-0	5-1-0	Won 1
Colts	4	12	0	.250	3-9-0	2-4-0	Won 1
Texans	4	12	0	.250	3-9-0	1-5-0	Lost 6

West Division

Team	W	L	T	Pct	Conf	Div	Streak
Chiefs	10	6	0	.625	8-4-0	5-1-0	Won 4
Chargers	9	7	0	.563	6-6-0	3-3-0	Won 2
Raiders	6	10	0	.375	5-7-0	2-4-0	Lost 4
Broncos	5	11	0	.313	4-8-0	2-4-0	Lost 2

REDSKINS 2017 SEASON RANKINGS

OFFENSE	No.	Rank (NFL/NFC)
Yards / Game	324.9	16/11
Yards / Play	5.29	14/8
Rushing Yards / Game	90.5	28/14
Rushing Yards / Play	3.61	30/14
Passing Yards / Game	234.4	12/8
Passing Yards / Play	6.46	12/7
Interception Rate	2.41%	18/10
Sacks / Pass Attempt	7.59%	20/11
First Downs / Game	17.4	26t/14
3rd Down Pct	32.35%	31/16
4th Down Pct	56.25%	6/3
Red Zone Pct	54.35%	16/10
Goal to Go%	60.87%	26/13
Avg Time of Possession	29:40	20/10
Points / Game	21.4	16/10

DEFENSE	No.	Rank (NFL/NFC)
Yards / Game	347.9	21/11
Yards / Play	5.33	18/10
Rushing Yards / Game	134.1	32/16
Rushing Yards / Play	4.55	29/15
Passing Yards / Game	213.8	9/4
Passing Yards / Play	5.97	15/9
Interception Rate	3.01%	10/5
Sacks / Pass Attempt	7.91%	7/4
First Downs / Game	19.2	14/7
3rd Down Pct	36.73%	9/4
4th Down Pct	60.00%	25t/12t
Red Zone Pct	50.88%	13/6
Goal to Go%	70.37%	15/8
Points / Game	24.3	27t/15t
Point Differential / Game	2.9	17/10
Yard Differential / Game	22.9	22/13

SPECIAL TEAMS	No.	Rank (NFL/NFC)
Field Goals Pct.	85.7%	13t/6t
Punt Return Avg	6.1	27/15
Kickoff Return Avg	19.8	25/12
Punt Coverage Avg	11.2	31/16
Kickoff Coverage Avg	18.7	2/1

ALL-TIME WINS

The Redskins have the fifth-most victories in NFL history, including both regular season and postseason play.

Franchise (Founded)	Total Wins
1. Green Bay Packers (1921)	771
2. Chicago Bears (1920)	766
3. New York Giants (1925)	711
4. Pittsburgh Steelers (1933)*	650
5. Washington Redskins (1932)	616

** Does not include victories by 1943 combined "Phil-Pitt Steagles" team*

SKINFORMATION

PRONUNCIATION GUIDE

PLAYER PRONUNCIATION GUIDE

Troy Apke	app-KEY
Geron Christian Sr.	JARE-en
Josh Doctson	DOCK-sun
Deshazor Everett	de-SHAY-zor
Jerod Fernandez	JERR-id
Manasseh Garner	muh-NESS-uh
Derrius Guice	GICE [rhymes with 'Dice']
Shaun Dion Hamilton	Shawn DEE-on
Matt Ioannidis	eye-an-NYE-dis
Prince Charles Iworah	ee-WAR-uh
Kyle Kalis	KAY-liss
Kenny Ladler	LAD-luhr
Shawn Lauvao	luh-VOW
Dadi Nicolas	dad-EE
Ty Nsekhe	en-SECK-he
Timon Parris	tih-moan
Daron Payne	duh-RON
Samaje Perine	sah-MAH-jay / PEE-rhine
Demetrius Rhaney	RAIN-ee
Chase Roullier	ROO-lee-ay
Brandon Scherff	SCHER-eff
Martrell Spaight	SPAYT
D.J. Swearinger Sr.	SWEAR-in-jurr
Ranthonny Texada	RAN-thuh-knee / TUH-ha-duh

RESERVE LISTS

Arie Kouandjio	r-REE / kwan-JOE
----------------	------------------

COACHING STAFF PRONUNCIATION GUIDE

Ben Kotwica	cot-WEE-kuh
Kavan Latham	kuh-VON
Greg Manusky	man-US-key

ROSTER SUPERLATIVES

As of Aug. 1:

Tallest Player.....	Ty Nsekhe and John Kling (6'8")
Shortest Player	Martez Carter (5'7")
Average Height.....	6' 3"
Heaviest Player	Stacy McGee (339 lbs.)
Lightest Player	Paul Richardson, Jr. (170 lbs.)
Average Weight.....	264.3 lbs
Oldest Player.....	Vernon Davis (34)
Youngest Player	Tim Settle (21)
Average Age	25.3 years

A NOTE ON NAMES

Please include suffixes for the names of safety D.J. Swearinger Sr., wide receiver Paul Richardson Jr., wide receiver Simmie Cobbs Jr., defensive end Anthony Lanier II, defensive lineman Phil Taylor Sr., and defensive lineman Tavaris Barnes Sr. in first references when possible.


COACH MEDIA AVAILABILITY NOTES

On a typical game week, Head Coach Jay Gruden will address media at 3 p.m. on Monday and following practice on Wednesday, Thursday and Friday.

On such weeks, Defensive Coordinator Greg Manusky will address media after practice on Thursday. Offensive Coordinator Matt Cavanaugh will address media following practice on Friday.

Media availability sessions will take place in the Media Interview Room at Inova Sports Performance Center at Redskins Park in Ashburn.

2018 MEDIA GUIDE INFORMATION



A digital edition of the 2018 Washington Redskins Media Guide is available for download by directing your browser to <http://redskins.1stroundmediagroup.com>.

The bookmarked PDF includes:

- » Bios for executives, coaches, players and other team personnel
- » Rosters and pronunciation guides
- » 2017 recap information
- » Team history and records
- » Information on Redskins facilities and events
- » 2018 media policies and guidelines

The guide is in PDF format and can be viewed with Adobe Acrobat Reader, which can be downloaded for free at get.adobe.com/reader. Furthermore, updated weekly information will be made available throughout the season on the team's online medial portal, located at media.redskins.com.

2018 DRAFT RECAP

TEAM DRAFT NOTES

» Dating back to 2011, the Redskins have now selected at least seven players in eight consecutive drafts for the first time since the league adopted the seven-round format in 1994.

» Including their 10 selections in the 2017 NFL Draft, the Redskins have now selected eight or more players in back-to-back drafts for only the third time since the NFL adopted the seven-round format in 1994, including instances in 2011-12, 2014-15 and 2017-18.

» The Redskins made two trades during the draft. On Day 2, the Redskins sent the Nos. 44 and 142 overall picks to the San Francisco 49ers for the Nos. 59 and 74 overall selections. On Day 3, the team traded the Nos. 205 and 231 picks to the Los Angeles Rams for the Nos. 197 and 256 selections.

» Of the Redskins' eight selections, seven were made with picks acquired by trade, including draft-day trades with San Francisco (RB Derrius Guice and T Geron Christian) and the Los Angeles Rams (LB Shaun Dion Hamilton and WR Trey Quinn), an offseason trade with Denver (S Troy Apke and DL Tim Settle) and a 2017 preseason trade with the Rams (CB Greg Stroman).

» The Redskins' seven selections with picks acquired by trades are the team's most since 2011 (eight). The only player selected by Washington with one of the team's original picks was DL Da'Ron Payne with the No. 13 overall selection.

» The Redskins have selected at least four players with picks acquired via trade in each of the last five drafts. It is the team's longest such stretch since a five-draft span from 1985-89.

» The Redskins selected two pairs of college teammates in the same draft for the first time since 2012.

» The Redskins have now selected at least one pair of college teammates in six of the last eight drafts (Nebraska's Roy Helu Jr., DeJon Gomes and Niles Paul in 2011; SMU's Josh LeRibeus and Richard Crawford and Iowa's Adam Gettis and Jordan Bernstine in 2012; Florida State's Chris Thompson and Brandon Jenkins in 2013; Arkansas' Martrell Spaight and Tevin Mitchel in 2015; Alabama's Jonathan Allen and Ryan Anderson in 2017; Alabama's Da'Ron Payne and Shaun Dion Hamilton and Virginia Tech's Tim Settle and Greg Stroman in 2018).

» The 2018 NFL Draft marks the sixth time the Redskins have selected a pair of teammates out of Alabama (1941, 1948, 1951, 1962 and 2017).

» The 2018 NFL Draft marks the first time the Redskins have selected a pair of teammates out of Virginia Tech.

» The Redskins have now selected a pair of college teammates from the same school in back-to-back years for the first time since

1964-65, when the team selected a pair of teammates from Arizona State in both drafts. In those drafts, the Redskins selected Pro Football Hall of Fame HB/WR Charley Taylor and G John Seedborg from Arizona State in 1964, and then added legendary TE Jerry Smith and HB Dave Estrada from the same university in 1965.

» With four selections from the University of Alabama across the 2017-18 drafts, the Redskins selected at least four players from a single school in a two-year span for the first time since selecting T Mark Doak (No. 147 overall), DB Ardell Johnson (No. 277) and G Dennis Pavelka (No. 412) from Nebraska in 1975 and selecting Nebraska DE Dean Gissler (No. 308) in 1976.

» The Redskins made multiple picks in the seventh round for the third consecutive year, marking the team's first three-year stretch with multiple seventh-round picks since selecting at least two players in that round in each of the 2010-12 NFL Drafts.

» The Redskins selected five defensive players and have now picked at least five defensive players in consecutive drafts for the first time since 1989-90, when the draft consisted of 12 rounds.

» The Redskins have now selected at least one defensive lineman in each of the last three drafts (Matt Ioannidis in 2016, Jonathan Allen in 2017 and Da'Ron Payne and Tim Settle in 2018). It marks the first time the team has taken a defensive lineman in three straight drafts since selecting one in each of the 2000-02 drafts, when all three selections were taken in sixth round or later (Del Cowsette in 2000, Mario Monds in 2001 and Greg Scott in 2002).

» The last time the Redskins took a defensive lineman in the fifth round or earlier in three consecutive drafts was from 1991-93 (Bobby Wilson in 1991, Shane Collins in 1992 and Sterling Palmer in 1993).

» All eight of the Redskins' draft picks played their collegiate careers in the Football Bowl Subdivision, marking the sixth straight year the team's entire draft class had played at the FBS level. The last Redskins draft pick to play in the Football Championship Subdivision was South Dakota's Tom Compton (2012).

» Seven of the eight members of the Redskins' draft class played at schools in "Power Five" conferences.

» The Redskins selected three players from the Southeastern Conference, three players from the Atlantic Coast Conference, and one player each from the Big Ten and American Athletic Conferences. The SEC leads all conferences with 14 of the Redskins' 43 selections since 2014, followed by the ACC with 10 selections.

DL DARON PAYNE (RD. 1, NO. 13)

» Payne was the 467th selection made by the Redskins in the Common Draft era (since 1967) and the 29th first-round selection in that time frame. He is the 60th first-round selection by the Redskins all-time since the institution of the draft in 1936.

» Payne's selection marks the second straight year in which the Redskins have selected a defensive player with their first selection of the draft (DL Jonathan Allen in 2017). The last time the Redskins selected defensive players with their first selection in consecutive drafts was in the 2013-14 drafts, in which the team selected CB David Amerson and LB Trent Murphy, respectively (both in the second round).

» With the first-round selections of Allen and Payne across the 2017-18 drafts, the Redskins have now selected a defensive player in the first round of consecutive drafts for the first time since 2004 (S Sean Taylor) and 2005 (CB Carlos Rogers).

» The selections of Payne and Allen – both University of Alabama products – in the first round of back-to-back years marks the first time the Redskins have selected players from the same school in the first round of consecutive drafts in the Common Draft era. It is the second such occurrence in the team's full draft history, including the selections of Oklahoma's George Thomas and Leon Heath in the 1950 and 1951 drafts, respectively.

» Payne and Allen became the first set of college teammates



2017 DRAFT RECAP [CONT.]

from the same position group selected by the same NFL franchise in consecutive first rounds since the San Francisco 49ers took Oregon defensive linemen Arik Armstead and DeForest Buckner in the 2015-16 drafts, respectively.

» Payne is the 10th defensive player selected by the Redskins in the first round since 1999, joining CB Champ Bailey (1999), LB LaVar Arrington (2000), S Sean Taylor (2004), CB Carlos Rogers (2005), S LaRon Landry (2007), DE/LB Brian Orakpo (2009), LB Ryan Kerrigan (2011) and DL Jonathan Allen (2017). Nine of the 10 defensive players selected by the Redskins in the first round in that time frame have earned at least one Pro Bowl selection during their career. The lone exception – Allen – was limited to five games by a season-ending Lisfranc injury as a rookie last year.

» Payne's selection marks the sixth time in the Common Draft era that the Redskins have selected a defensive lineman in the first round, joining Jonathan Allen (2017), Ryan Kerrigan (2011), Brian Orakpo (2009, transitioned to linebacker in 2010), Kenard Lang (1997) and Bobby Wilson (1991). The Redskins also selected Tracy Rocker (1989, third round), Markus Koch (1986, second round), Bob Slater (1984, second round), Duncan McColl (1977, fourth round) and Bill Brundige (1970, second round) with the team's first selections of each of the drafts listed.

» With the selections of Payne and Allen, the Redskins have now used first-round selections on defensive linemen in consecutive drafts for the first time in the Common Draft era.

» Payne is the 24th player from the University of Alabama selected by the Redskins all-time, joining B Riley Smith (1936), B Charley Holm (1939), E Sandy Sanford (1940), T Fred Davis (1941), G Ed Hickerson (1941), G Tony Leon (1943), B Bobby Jenkins (1945), T Fay Mills (1946), B Harry Gilmer (1948), B Lowell Tew (1948), T Dick Flowers (1949), E Ed White (1950), B Eddie Salem (1951), C Elliot Speed (1951), B Billy Hicks (1956), T Billy Neighbors (1962), E Tommy Brooker (1962), DB Steve Higginbotham (1972), DT Thomas Rayam (1990), T Chris Samuels (2000), G Arie Kouandjio (2015), DL Jonathan Allen (2017) and LB Ryan Anderson (2017).

» Payne's selection at No. 13 marks the fifth-highest the Redskins have selected a player from the University of Alabama, trailing B Harry Gilmer (No. 1 in 1948), B Riley Smith (No. 2 in 1936), T Chris Samuels (No. 3 in 2000) and B Lowell Tew (No. 4 in 1948).

» Payne is the eighth Southeastern Conference product selected by the Redskins in the first round in the Common Draft era. The Redskins have now selected an SEC product in the first round of consecutive drafts for the first time since 1999 (Georgia CB Champ Bailey) and 2000 (Alabama T Chris Samuels).

» Payne becomes the third player selected by the Redskins all-time with the No. 13 overall pick, joining FB Ray McDonald (1967) and DE/LB Brian Orakpo (2009).

RB DERRIUS GUICE (RD. 2, NO. 59)

» Guice was the 468th selection made by the Redskins in the Common Draft era (since 1967) and the 38th second-round selection in that time frame. He is the 56th second-round selection by the Redskins all-time since the institution of the draft in 1936.

» Guice became the first offensive player selected by the Redskins in the second round since the team selected three offensive players in the second round of the 2008 NFL Draft.

» Prior to Guice's selection, the Redskins had selected a defensive player with their last six second-round picks, including the selections of LB Ryan Anderson (2017), S Su'a Cravens (2016), LB Preston Smith (2015), LB Trent Murphy (2014), CB David Amerson (2013) and DL Jarvis Jenkins (2011). [Note: The team did not make a second-round selection in 2012.] The six consecutive second-round picks on defensive players prior to Guice represented the longest stretch used by the Redskins on one side of the ball in the second round in the Common Draft era.

» Guice becomes the first running back selected by the Redskins in the second round since the team drafted Iowa's Ladell Bet-

ts with the No. 56 overall pick in 2002.

» Dating back to 2011, the Redskins have now selected a running back in eight consecutive drafts, the team's longest stretch since taking a running back in nine consecutive years across the 1983-91 drafts, which each consisted of 12 rounds.

» Guice is the 12th LSU product selected by the Redskins all-time, joining E Charlie Webb (1946), B Red Knight (1947), E Charlie Webb (1947), B Dan Sandifer (1948), T Ray Potter (1952), B Vince Gonzales (1956), E Billy Shoemaker (1959), RB Bob Brunet (1968), TE Robert Royal (2002), S LaRon Landry (2007) and LB Perry Riley (2010).

» Guice becomes the first LSU product selected by the Redskins in the second round in franchise history. His selection marks the fourth-highest the Redskins have selected a player from LSU, trailing S LaRon Landry's selection at No. 6 overall in 2007, B Red Knight's selection at No. 17 overall in 1947 and B Dan Sandifer's selection at No. 28 overall in 1948.

» Including the selections DL Jonathan Allen and LB Ryan Anderson in 2017 and the selections of DL Da'Ron Payne and Guice in 2018, the Redskins have selected four players from the Southeastern Conference with their four most-recent first- and second-round picks. It marks the first time the Redskins have taken four players from the same conference with four consecutive first- or second-round picks in the Common Draft era.

» Guice becomes the sixth player selected by the Redskins all-time with the No. 59 overall pick, joining T Roy Young (1938), T Bob Hendren (1946), T Hank Harris (1947), B Gary Lowe (1956) and FB Jim Snowden (1964).

» Guice was selected with a pick acquired by the Redskins in a draft day trade in which the Redskins sent the Nos. 44 and 142 overall picks to San Francisco in exchange for the Nos. 59 and 75 overall selections. It marked the Redskins first selection using an acquired pick in the 2018 NFL Draft. The No. 59 overall selection originally belonged to the New Orleans Saints, who traded the pick to San Francisco during the 2017 NFL Draft for the right to select 2017 Offensive Rookie of the Year Alvin Kamara.

T GERON CHRISTIAN (RD. 3, NO. 74)

» Christian was the 469th selection made by the Redskins in the Common Draft era (since 1967) and the 35th third-round selection in that time frame. He is the 65th third-round selection by the Redskins all-time since the institution of the draft in 1936.

» Christian became the first offensive lineman selected by the Redskins in the third round since the team selected two linemen – T Morgan Moses and G/C Spencer Long – in the third round of the 2014 NFL Draft. Those two players combined to appear in 96 regular season games with 80 starts for the Redskins across the 2014-17 campaigns.

» Christian became the ninth offensive lineman selected by the Redskins in the first three rounds since 2000. Three of the offensive linemen selected in that timespan (Chris Samuels in 2000, Trent Williams in 2010 and Brandon Scherff in 2015) have combined for 14 career Pro Bowl appearances.

» Christian is the fifth player from Louisville selected by the Redskins all-time, joining T Ron Petty (1961), TE Jamie Asher (1995), LB Robert McCune (2005) and LB Josh Harvey-Clemons (2017).

» With Christian's selection in 2018 and the seventh-round selection of LB Josh Harvey-Clemons in 2017, the Redskins have now selected a Louisville product in consecutive drafts for the first time in team history.

» Christian became the first Louisville product selected by the Redskins in the third round in franchise history. His selection at No. 74 marks the highest the Redskins have selected a player from Louisville, surpassing TE Jamie Asher's No. 137 overall selection in the 1995 NFL Draft.

2018 DRAFT RECAP (CONT.)

» Christian became the fourth player selected by the Redskins all-time with the No. 74 overall pick, joining G Marcel Saunders (1936), E Russ Brown (1964) and G Paul Siever (1992).

DB TROY APKE (RD. 4, NO. 109)

» Apke was the 470th selection made by the Redskins in the Common Draft era (since 1967) and the 34th fourth-round selection in that time frame. He is the 49th fourth-round selection by the Redskins all-time since the institution of the draft in 1936.

» Apke's selection with the No. 109 overall pick marks the highest the Redskins have selected a safety since selecting LaRon Landry with the No. 6 overall pick in the 2007 NFL Draft. (Note: Su'a Cravens was initially selected as a linebacker with the No. 53 overall pick in 2016).

» Apke became the second safety selected by the Redskins in the fourth round in the past two years after the team selected Montae Nicholson with the No. 123 overall pick in the 2017 NFL Draft. Apke and Nicholson are both natives of Allegheny County, Pennsylvania, as Apke played his high school career at Mt. Lebanon High School and Nicholson completed his prep career at Gateway High School, approximately 25 miles away.

» The 2017-18 drafts mark the Redskins' first time selecting the same position in the fourth round in back-to-back years since selecting linebackers Shawn Barber and Nate Stimson in the fourth round of the 1998 and 1999 NFL Drafts, respectively.

» Apke was the 22nd Penn State product selected by the Redskins all-time, joining G Johnny Jaffurs (1943), B Joe Colone (1947), B Don Bailey (1955), E Jack Faris (1958), QB Richie Lucas (1960), T Andy Stynchula (1960), G Earl Kohlhaas (1960), B Jim Kerr (1961), E Bob Mitinger (1962), B Ton Urbanik (1964), DB Paul Johnson (1970), LB James Kates (1970), LB Rich Milot (1979), LB Larry Kubin (1981), LB Andre Collins (1990), G Paul Siever (1992), WR Terry Smith (1992), C Greg Huntington (1993), T Andre Johnson (1996), LB LaVar Arrington (2000) and RB Evan Royster (2011).

» Penn State's 22 all-time selections by the Redskins are the fourth-most of any program, trailing Notre Dame (34), USC (30) and Alabama (24). Their 12 selections by the Redskins in the Common Draft era are tied with Nebraska for the most in that timeframe.

» Apke became the first defensive player from Penn State selected by the Redskins since selecting three-time Pro Bowl linebacker LaVar Arrington with the No. 2 overall pick in the 2000 NFL Draft.

» Apke becomes the sixth player selected by the Redskins all-time with the No. 109 overall pick, joining G Henry Bartos (1938), T Monte Moncrief (1946), RB Jamie Morris (1988), DB Rico Labbe (1990) and QB Sage Rosenfels (2001).

DL TIM SETTLE (RD. 5, NO. 163)

» Settle was the 471st selection made by the Redskins in the Common Draft era (since 1967) and the 49th fifth-round selection in that time frame. He is the 74th fifth-round selection by the Redskins all-time since the institution of the draft in 1936.

» Settle was the second defensive lineman selected by the Redskins in the fifth round in the past three drafts. The team selected DL Matt Ioannidis with the No. 152 overall pick in the 2016 NFL Draft.

» With the selection of Settle and the first-round selection of DL Da'Ron Payne, the Redskins have now selected two defensive linemen in the same draft for the first time since selecting Anthony Montgomery and Kedric Golston in the 2006 NFL Draft.

» Settle played his prep career at Stonewall Jackson H.S. in Manassas, Va., approximately 25 miles from team headquarters in Ashburn, Va. Including the selection of Stone Bridge H.S.'s Jonathan Allen last year, the Redskins have now selected players from the Northern Virginia metro area in back-to-back drafts.

» Settle was the seventh Virginia Tech product selected by the

Redskins all-time, joining C Buzz Nutter (1953), E Tom Petty (1955), TE Ken Barefoot (1968), T Derek Smith (1999), DB Kyshoen Jarrett (2015) and CB Kendall Fuller (2016).

» Settle became the third Virginia Tech product selected by the Redskins in the last four drafts, with all three picks coming on the defensive side of the ball.

» Settle became the fourth player selected by the Redskins all-time with the No. 163 overall pick, joining T Doug Conaway (1952), TE Danzell Lee (1985) and DE Dexter Nottage (1994).

LB SHAUN DION HAMILTON (RD. 6, 197)

» Hamilton was the 472nd selection made by the Redskins in the Common Draft era (since 1967) and the 57th sixth-round selection in that time frame. He is the 83rd sixth-round selection by the Redskins all-time since the institution of the draft in 1936.

» Hamilton was the second linebacker from Alabama selected by the Redskins in the last two drafts, joining LB Ryan Anderson (No. 49 overall in 2017). Including the selections of DL Jonathan Allen and DL Da'Ron Payne in the 2017 and 2018 drafts, respectively, the Redskins have now selected a defensive lineman and linebacker from Alabama in back-to-back drafts.

» Hamilton was the 25th player from the University of Alabama selected by the Redskins all-time, joining B Riley Smith (1936), B Charley Holm (1939), E Sandy Sanford (1940), T Fred Davis (1941), G Ed Hickerson (1941), G Tony Leon (1943), B Bobby Jenkins (1945), T Fay Mills (1946), B Harry Gilmer (1948), B Lowell Tew (1948), T Dick Flowers (1949), E Ed White (1950), B Eddie Salem (1951), C Elliot Speed (1951), B Billy Hicks (1956), T Billy Neighbors (1962), E Tommy Brooker (1962), DB Steve Higginbotham (1972), DT Thomas Rayam (1990), T Chris Samuels (2000), G Arie Kouandjio (2015), DL Jonathan Allen (2017), LB Ryan Anderson (2017) and DL Da'Ron Payne (2018).

» Alabama's 25 all-time selections by the Redskins are third-most from any school in franchise history, trailing only Notre Dame (34) and USC (30).

» Hamilton becomes the third player selected by the Redskins all-time with the No. 197 overall pick, joining T Len Vella (1962) and QB Gus Frerotte (1994).

DB GREG STROMAN (RD. 7, NO. 241)

» Stroman was the 473rd selection made by the Redskins in the Common Draft era (since 1967) and the 62nd seventh-round selection in that time frame. He is the 93rd seventh-round selection by the Redskins all-time since the institution of the draft in 1936.

» Stroman was the eighth Virginia Tech product selected by the Redskins all-time, joining C Buzz Nutter (1953), E Tom Petty (1955), TE Ken Barefoot (1968), T Derek Smith (1999), DB Kyshoen Jarrett (2015), CB Kendall Fuller (2016) and DL Tim Settle (2018).

» With Stroman's selection, the Redskins selected teammates from Virginia Tech in a single draft for the first time in team history.

» In addition to playing collegiately with fifth-round pick Tim Settle, Stroman played his prep career with Settle at Stonewall Jackson H.S. in Manassas, Va., approximately 25 miles from team headquarters in Ashburn, Va.

» Stroman was the third Virginia Tech defensive back selected by the Redskins in the last four drafts, joining the selections of DB Kyshoen Jarrett (2015) and CB Kendall Fuller (2016).

» The Redskins have now selected a cornerback in the seventh round in back-to-back years, including the selection of Joshua Holsey in 2017.

» Stroman becomes the third player selected by the Redskins all-time with the No. 241 overall pick, joining T George Tolford (1961) and WR Lawrence McCullough (1980).

2018 DRAFT RECAP (CONT.)

WR TREY QUINN (RD. 7, NO. 256)

» Quinn was the 474th selection made by the Redskins in the Common Draft era (since 1967) and the 63rd seventh-round selection in that time frame. He is the 94th seventh-round selection by the Redskins all-time since the institution of the draft in 1936.

» Quinn was selected with the final pick of the 2018 NFL Draft, a selection now known as “Mr. Irrelevant.” The nomenclature began in 1976, and is part of “Irrelevant Week,” described thusly by the organizers’ website: “Over the past 40 years, Irrelevant Week has become a much-anticipated and beloved celebration honoring football’s underdog, while also making charitable contributions to the community. In fact, through Irrelevant Week, the organization has donated more than \$1 million to charities over the past three decades. Previous beneficiaries include the American Cancer Society, Big Brothers Big Sisters, Goodwill Industries, YMCA, Special Olympics, Habitat for Humanity, NFL Alumni, and the American Red Cross, among others.”

» Quinn was the second member of the Redskins to be tabbed as Mr. Irrelevant since its inception in 1976, joining Nebraska C Matt Elliott (1992). The Redskins also selected G Bo Bogovich with the last pick of the 1943 NFL Draft prior to the adoption of the pick’s nickname in 1976.

» Quinn was the eighth SMU product selected by the Redskins all-time, joining T Sid Halliday (1945), E Gabby Martin (1945), C Dick Hightower (1952), E Ben White (1952), WR Aldrick Robinson (2011), G Josh LeRibeus (2012) and CB Richard Crawford (2012).

» The Redskins selected a total of four SMU products from 1936-2010, including two selections from the school in each of the 1945 and 1952 NFL Drafts. Including Quinn, the Redskins have now selected four SMU products in the last eight drafts since 2011.

» Quinn became the second player selected by the Redskins all-time with the No. 256 overall pick, joining G Ed Pucci (1953).



Photo: Nina Kylie

2018 SUPPLEMENTAL DRAFT RECAP

CB ADONIS ALEXANDER (RD. 6)

» Alexander was the fifth selection made by the Redskins from the Supplemental Draft (since 1977) and the first sixth-round selection in that time frame.

» Including the NFL Draft and Supplemental Draft, Alexander was the ninth Virginia Tech product selected by the Redskins all-time, joining C Buzz Nutter (1953), E Tom Petty (1955), TE Ken Barefoot (1968), T Derek Smith (1999), DB Kyshoen Jarrett (2015), CB Kendall Fuller (2016), DL Tim Settle (2018) and CB Greg Stroman (2018).

» With Alexander’s selection, the Redskins selected teammates from Virginia Tech in a single draft year for the first time in team history.

» Including combined picks in the NFL Draft and Supplemental Draft, Alexander was the fourth Virginia Tech defensive back selected joining the selections of DB Kyshoen Jarrett (2015), CB Kendall Fuller (2016), Greg Stroman (2018) from the NFL Draft.

» The Redskins have now selected a cornerback for the first time in the Supplemental Draft. Alexander becomes the second player from the college ranks and second defensive player selected joining DE Jeremy Jarmon (2009).

» With the selection of Alexander in the Supplemental Draft and the selection of his Virginia Tech teammates DL Tim Settle and CB Greg Stroman in the NFL Draft, the Redskins have now selected at least three players from the same school for the 12th time since 1936. The last time the Redskins selected three college teammates in the same draft was 2011 when Washington selected RB Roy Helu, S DeJon Gomes and WR Niles Paul from Nebraska with consecutive picks in the NFL Draft.

» With the selection of Alexander in the Supplemental Draft and the selection of his Virginia Tech teammates DL Tim Settle and CB Greg Stroman in the NFL Draft, marks the first time that all three players picked in the same draft year played on the same defensive unit in college before becoming eligible for either draft.

REDSKINS SUPPLEMENTAL DRAFT HISTORY

Year	Rd. (Pick)	Name		College/Team
1984	1 (27)	Tony Zendejas	K	L.A. Express
1984	2 (55)	Gary Clark	WR	Jacksonville Bulls
1984	3 (83)	Clarence Verdin	WR	Houston Gamblers
2009	3	Jeremy Jarmon	DE	Kentucky
2018	6	Adonis Alexander	CB	Virginia Tech

The 1984 Redskins supplemental draft gave the team the rights to the players who had been eligible to be drafted but were not because they were under contract with teams in the United States Football League or the Canadian Football League.



Gary Clark

TRENDING FROM 2017

TOUCHDOWN STREAK

Since being held without a touchdown in a shutout loss to the St. Louis Rams on Dec. 7, 2014, the Redskins have embarked upon one of their most prolific touchdown streaks in team history.

The Redskins have scored a touchdown in 52 consecutive games, including postseason play, the third-longest streak in franchise history. It's the NFL's second-longest active streak.

CONSECUTIVE GAMES WITH A TOUCHDOWN (INCLUDING POSTSEASON PLAY, REDSKINS HISTORY):

Streak Start/End	Games
1. Week 12 [1995] – Week 15 [2000]	86
2. Week 12 [1961] – Week 10 [1966]	69
3. Week 15 [2014] – Present	52
4. Week 10 [1989] – Week 7 [1992]	50
5. Week 7 [1982] – Week 2 [1985]	45

ACTIVE STREAKS OF CONSECUTIVE GAMES WITH A TOUCHDOWN (INCLUDING POSTSEASON PLAY, NFL):

Team [Streak Start]	Games
1. Oakland Raiders (Week 14, 2014)	53
2. Washington Redskins (Week 15, 2014)	52
3t. Baltimore Ravens (Week 15, 2015)	35
3t. Los Angeles Chargers (Week 15, 2015)	35
5. New England Patriots (Week 5, 2016)	34

SACK STREAK

Prior to a sack-free game vs. Minnesota in Week 10, the Redskins had recorded a sack in 32 consecutive regular season games across the 2015-17 seasons. Prior to its end, the streak ranked as the longest active streak in the NFL.

The 32-game streak across that stretch ranked as the second-longest streak by the Redskins since the NFL adopted sacks as an official statistic in 1982.

CONSECUTIVE GAMES WITH A SACK (REDSKINS, REGULAR SEASON GAMES SINCE 1982):

Streak Start/End	Games
1. Week 2 [1984] – Week 14 [1987]	60
2. Week 10 [2015] – Week 9 [2017]	32
3. Week 15 [2008] – Week 12 [2010]	30
4. Week 1 [1982] – Week 16 [1983]	25
5. Week 15 [1995] – Week 5 [1997]	23

FORCING FUMBLES

Aided in part by a league-best 21 defensive forced fumbles in 2015 and the addition of Josh Norman and his co-opted "Peanut Punch" in 2016, the Redskins are among the league leaders in defensive forced fumbles since the start of the 2015 campaign.

DEFENSIVE FORCED FUMBLES SINCE 2015:

Team	FF
1. Arizona Cardinals	52
2. Carolina Panthers	50
3. Tampa Bay Buccaneers	49
4. Washington Redskins	48
5. Los Angeles Rams	46

5,000-YARD SEASONS

In Week 16 of the 2017 season, the Redskins reached 5,000 yards of offense for a 13th consecutive season. The Redskins are one of only five NFL teams with an active streak of 13 or more 5,000-yard seasons.

CONSECUTIVE 5,000-YARD SEASONS (ACTIVE NFL STREAKS):

Team (Years)	Seasons
1. New Orleans Saints (2000-17)	18
2t. New England Patriots (2002-17)	16
2t. Philadelphia Eagles (2002-17)	16
4. Dallas Cowboys (2003-17)	15
5. Washington Redskins (2005-17)	13

KICKOFF COVERAGE

The Redskins ranked second in the NFL in kickoff return average allowed (18.7 yards per return) in 2017, finishing in the Top 5 in the NFL in kickoff coverage for the eighth time in a 12-year span (2006-11, 2015, 2017). The Redskins' eight Top 5 finishes in kickoff return average allowed from 2006-17 are by far the most in the NFL, with no other franchise accounting for more than five in that span.

TOP 5 FINISHES, KICKOFF RETURN AVERAGE ALLOWED (SINCE 2006):

Team	Top 5 Finishes
1. Washington Redskins	8
2t. Buffalo Bills	5
2t. Chicago Bears	5
2t. New England Patriots	5
2t. Tampa Bay Buccaneers	5

YARDS AFTER CATCH

The Redskins' passing offense has flourished in recent seasons by getting the ball to their playmakers with space to create after the catch. The Redskins ranked fourth in the NFL in yards after catch in 2017.

YARDS AFTER CATCH (2017):

Team	YAC
1. New Orleans Saints	2,359
2. Pittsburgh Steelers	2,178
3. Los Angeles Chargers	2,150
4. Washington Redskins	2,140
5. Kansas City Chiefs	2,134

Of Washington's 4,093 passing yards in 2017, 52.3 percent came following catches, the third-highest percentage in the NFL.

PCT. OF PASSING YARDS GAINED AFTER THE CATCH (2017):

Team	Pass Yds.	YAC	Pct.
1. New Orleans Saints	4,334	2,359	54.4
2. Green Bay Packers	3,532	1,909	54.0
3. Washington Redskins	4,093	2,140	52.3
4. Jacksonville Jaguars	3,716	1,932	52.0
5. Cincinnati Bengals	3,386	1,758	51.9

TRENDING FROM 2017

STRENGTH OF SCHEDULE

The Redskins tied for the NFL's fifth-toughest strength of schedule in 2017 as measured by the combined winning percentage of opponents. Washington's strength of schedule had been the league's most difficult prior to the team's season finale in Week 17.

COMBINED WINNING PERCENTAGE OF OPPONENTS [NFL, 2017]:

Team	Opp. Win Pct. [Wins]
1. Chicago Bears	.559 [143]
2. Tampa Bay Buccaneers	.555 [142]
3t. Miami Dolphins	.543 [139]
3t. Atlanta Falcons	.543 [139]
5t. Washington Redskins	.539 [138]
5t. Carolina Panthers	.539 [138]
5t. Green Bay Packers	.539 [138]
8. New Orleans Saints	.535 [137]
9. New York Giants	.531 [136]
10t. New York Jets	.520 [133]
10t. Cleveland Browns	.520 [133]

400-YARD GAMES

Since the 2015 season, the Redskins have reached 400 yards in 17 games and are tied for the third-most in the NFL in that time frame.

400-YARD GAMES [NFL SINCE 2015]

Team	Games
1. New Orleans Saints	22
2. New England Patriots	21
3t. Washington Redskins	17
3t. Atlanta Falcons	17
3t. Dallas Cowboys	17
3t. Philadelphia Eagles	17
3t. Pittsburgh Steelers	17

PASS PROTECTION

When healthy, the Redskins have received stout pass protection since hiring Offensive Line Coach Bill Callahan prior to the 2015 season.

SACKS ALLOWED SINCE 2015:

Team	Sacks All.
1. Oakland Raiders	75
2. Pittsburgh Steelers	78
3. New Orleans Saints	79
4. New York Giants	83
5. Baltimore Ravens	84
6. Washington Redskins	91
7t. Atlanta Falcons	93
7t. Dallas Cowboys	93
9. Los Angeles Chargers	94
10. Los Angeles Rams	95

GAMES ALLOWING 0-1 SACKS SINCE 2015:

Team	Games
1. Oakland Raiders	26
2. Pittsburgh Steelers	25
3. Washington Redskins	24
4. New Orleans Saints	23
5t. Three teams tied	22

DIVISION PARITY

Parity has been a topic de jour in recent years, and the league-wide trends provide the evidence. Each year since the 12-team playoff format was adopted in 1990, at least four teams have qualified for the playoffs after missing the postseason the year before. Through 2017, the NFC East and the AFC West are the only divisions to have all four teams earn at least one division title since 2011.

DIVISION CHAMPIONS, 2011-17

NFC EAST

2017	Philadelphia Eagles
2016	Dallas Cowboys
2015	Washington Redskins
2014	Dallas Cowboys
2013	Philadelphia Eagles
2012	Washington Redskins
2011	New York Giants

AFC EAST

2017	New England Patriots
2016	New England Patriots
2015	New England Patriots
2014	New England Patriots
2013	New England Patriots
2012	New England Patriots
2011	New England Patriots

NFC NORTH

2017	Minnesota Vikings
2016	Green Bay Packers
2015	Minnesota Vikings
2014	Green Bay Packers
2013	Green Bay Packers
2012	Green Bay Packers
2011	Green Bay Packers

AFC NORTH

2017	Pittsburgh Steelers
2016	Pittsburgh Steelers
2015	Cincinnati Bengals
2014	Pittsburgh Steelers
2013	Cincinnati Bengals
2012	Baltimore Ravens
2011	Baltimore Ravens

NFC SOUTH

2017	New Orleans Saints
2016	Atlanta Falcons
2015	Carolina Panthers
2014	Carolina Panthers
2013	Carolina Panthers
2012	Atlanta Falcons
2011	New Orleans Saints

AFC SOUTH

2017	Jacksonville Jaguars
2016	Houston Texans
2015	Houston Texans
2014	Indianapolis Colts
2013	Indianapolis Colts
2012	Houston Texans
2011	Houston Texans

NFC WEST

2017	Los Angeles Rams
2016	Seattle Seahawks
2015	Arizona Cardinals
2014	Seattle Seahawks
2013	Seattle Seahawks
2012	San Francisco 49ers
2011	San Francisco 49ers

AFC WEST

2017	Kansas City Chiefs
2016	Kansas City Chiefs
2015	Denver Broncos
2014	Denver Broncos
2013	Denver Broncos
2012	Denver Broncos
2011	Denver Broncos

13 YEARS, NO NFC EAST REPEATS

No division has been more hotly contested in this era than the NFC East, as the 2017 season marked the division's 13th consecutive campaign without a repeat champion, easily the league's longest stretch. No other division has gone more than three years since their last repeat champion.

SEASONS SINCE HAVING A REPEAT CHAMPION [DIVISIONS THROUGH 2017]

Division	Years	Last Repeat Champion
NFC East	13	Philadelphia Eagles (2003-04)
NFC North	3	Green Bay Packers (2011-14)
NFC West	3	Seattle Seahawks (2013-14)
NFC South	2	Carolina Panthers (2013-15)
AFC South	1	Houston Texans (2015-16)
AFC East	0	New England Patriots (2009-17)
AFC North	0	Pittsburgh Steelers (2016-17)
AFC West	0	Kansas City Chiefs (2016-17)

TRENDING FROM 2017

STARTING STRONG

From Weeks 2-8, the Redskins scored points on their first possession of six consecutive games for the first time since the 1970 AFL-NFL merger. The stretch helped the Redskins rank fifth in the NFL in points scored on opening possessions in 2017.

POINTS ON FIRST OFFENSIVE POSSESSION (NFL, 2017):

Team	TD	FG	Points
1t. Green Bay Packers	7	2	54
1t. New England Patriots	7	2	54
3t. Los Angeles Rams	5	6	53
3t. New Orleans Saints	5	6	53
5. Washington Redskins	5	6	47
6t. Atlanta Falcons	4	6	46
6t. Pittsburgh Steelers	5	4	46
8. Philadelphia Eagles	6	1	45
9. Minnesota Vikings	5	2	40
10. Jacksonville Jaguars	4	3	37

Conversely, the Redskins' defense surrendered only 17 points on teams' opening drives in 2017. In Week 10, the Redskins allowed a touchdown on Minnesota's opening drive, snapping a streak of seven straight games without allowing any opening-possession points, the team's longest since the final seven games of the 2007 season. Prior to the drive, Washington had not surrendered any opening-drive points to opponents since allowing an opening drive touchdown in Week 1.

Below is a breakdown of how opponents fared against Washington on their opening possessions in 2017 by game. The Redskins rank tied for second in the NFL in number of scoring drives allowed on opponents' first possessions (four).

OPPONENTS' FIRST OFFENSIVE POSSESSIONS (REDSKINS, 2017):

Game	Plays	Net Yds	Time	Result
vs. Philadelphia	3	56	1:07	Touchdown
at LA Rams	6	21	2:53	Punt
vs. Oakland	2	3	0:48	Interception
at Kansas City	3	-7	1:26	Punt
vs. San Francisco	5	24	2:23	Punt
at Philadelphia	3	-21	2:39	Interception
vs. Dallas	1	4	0:08	Fumble
at Seattle	3	-6	2:00	Punt
vs. Minnesota	5	75	2:39	Touchdown
at New Orleans	3	-6	1:09	Interception
vs. NY Giants	3	6	1:39	Punt
at Dallas	3	4	1:36	Punt
at LA Chargers	10	60	5:07	Field Goal
vs. Arizona	3	-7	0:47	Fumble
vs. Denver	3	9	1:53	Punt
at NY Giants	2	75	0:17	Touchdown

In Week 8, the Redskins opened their game against the Cowboys by forcing and recovering a fumble on Dallas' first play from scrimmage. It marked the 10th time since 2000 that the Redskins have earned a takeaway on their opponent's first play from scrimmage.

OPENING PLAY TAKEAWAYS (REDSKINS SINCE 2000):

Date	Game	Play	FR/INT By
10/29/17	vs. DAL	Fumble	Josh Norman
10/18/15	at NYJ	Fumble	Bashaud Breeland
11/30/14	at IND	Fumble	Jason Hatcher
9/16/12	at STL	Fumble	Josh Wilson
10/11/09	at CAR	Fumble	Albert Haynesworth
12/18/05	vs. DAL	Interception	Cornelius Griffin
11/14/04	vs. CIN	Interception	Sean Taylor
12/21/03	at CHI	Fumble	Matt Bowen
11/16/03	at CAR	Fumble	Ifeanyi Ohaleté
12/24/00	vs. ARI	Fumble	Derek Smith

FLIGHT MARSHALS

In 2016, the Redskins made a major splash in their secondary, adding free agent Josh Norman to the group. A year later, the unit found additional leadership in both the coaching and player ranks.

In January, the Redskins named Torrian Gray as the team's Defensive Backs Coach after he spent the previous 11 seasons producing NFL defensive backs at Virginia Tech (2006-15) and Florida (2016). Two months later, the Redskins signed safety D.J. Swearinger on the first day of unrestricted free agency. Swearinger's swagger and Gray's emphasis on technique brought new life to a unit that has dubbed itself the "Flight Marshals."

"We control everything in the air, man," Swearinger told The Washington Post. "Like we say, man, we're going to get on this flight, it's going to be a long flight, we're going to keep everybody in their seat belts and we're going to keep the red light on. The wide receivers, you gotta stay in your seat belt."

The unit's signature celebration was on display against the 49ers in Week 6. After cornerback Kendall Fuller pulled in a game-sealing interception with three seconds remaining, Swearinger and his Flight Marshal teammates surrounded Fuller and mimed a security screening/frisking.

No matter the nickname, Swearinger's impact has been immediately felt by Redskins coaches and players. He was named the team's defensive captain prior to ever stepping foot on the field for the Redskins in a regular season game. It was proof that Swearinger's teammates believed he could back up his reputation for trash talk with a reputation for stellar play.

"It's one thing being a vocal guy, but you have to back it up with production and sound play and know what you are talking about. I've had guys before that are talkers that don't know what they are doing, but he brings both," Head Coach Jay Gruden said. "He brings an edge to him that rubs off on people."

While Swearinger and Norman — former high school teammates in Greenwood, S.C. — account for most of the spotlight and the volume among the group, the Redskins had a number of young players make important contributions in the secondary in 2017. Receiver-convert Quinton Dunbar was called upon to start in place of an injured Norman and registered a couple of critical passes defended in a win over San Francisco in Week 6. Rookie safety Montae Nicholson announced his presence in a big way in Week 3, intercepting Raiders quarterback Derek Carr on the game's first possession and later leveling and knocking wide receiver Michael Crabtree out of the game with a legal hit.

Collectively, the unit held passers to an 81.0 rating in 2017, the lowest allowed by the Redskins since 2008 (75.6). The Redskins ranked 10th in opposing passer rating, finishing in the top half in the NFL and in the Top 10 in the category for the first time since 2008.

OPPONENT PASSER RATING, REDSKINS, LAST 10 YEARS:

Year	Opp. Rtg.	NFL Rank	NFC Rank
2017 Redskins	81.0	10	6
2016 Redskins	91.1	20	7
2015 Redskins	96.1	22	11
2014 Redskins	108.3	32	16
2013 Redskins	96.1	27	14
2012 Redskins	87.0	18	8
2011 Redskins	87.4	24	12
2010 Redskins	89.6	24	13
2009 Redskins	85.7	18	8
2008 Redskins	75.6	7	4

Opponents completed only 57.6 percent of passes against the Redskins, the lowest completion percentage allowed by the Redskins since 2008 (56.8). It snapped an eight-year streak in which opponents completed at least 60 percent of passes in each season.

The Redskins ranked third in the NFL in lowest completion percentage allowed in 2017, the team's best ranking since leading the NFL in the category in 2005 (54.4 percent).

TRENDING FROM 2017

WEEK 3: RAIDER ROUT

Prior to their meeting with the Redskins on Sunday Night Football in Week 3, the Oakland Raiders were one of the toasts of the NFL through the first two weeks of the 2017 season. They entered the contest ranked first in the NFL in points per game, second in yards per play, third in third down percentage and fourth in yards per game while entering the night as one of eight undefeated teams in the NFL.

The Redskins categorically and systematically dismantled the Raiders, earning a 27-10 victory in front of the nation's eyes. The Redskins outgained the Raiders, 472-128. Washington's 344-yard differential was its largest in regular season play since a 385-yard advantage against the Chicago Bears on Dec. 15, 1974, a span of 660 regular season games.

Included below are the Redskins' largest single-game yardage differentials in records available dating back to 1950:

LARGEST YARDAGE DIFFERENTIALS (REDSKINS IN REGULAR SEASON SINCE 1950):

Game Date	Opp.	Yds. For	Yds. All.	+/-
1. 12/15/1974	Chi	511	126	+385
2. 9/24/2017	Oak	472	128	+344
3. 12/20/1981	LAR	502	165	+337
4. 11/4/1990	Det	676	351	+325
5t. Two games tied				+301

The Redskins held the Raiders to 128 total yards. It was Washington's fifth game allowing 130 or fewer net yards since the 1970 merger and its first since 1992.

130 OR FEWER NET YARDS ALLOWED (REDSKINS IN REGULAR SEASON SINCE 1970):

Date	Game	Total	Rush	Pass
12/3/1972	at Philadelphia	120	66	54
12/15/1974	vs. Chicago	126	73	53
9/30/1991	vs. Philadelphia	89	54	35
10/12/1992	vs. Denver	128	26	102
9/24/2017	vs. Oakland	128	32	96

The Redskins tied a team record by limiting the Raiders to 0-of-11 on third downs. It marked the third time since 1991 that the Redskins have held an opponent without a third down conversion.

NO THIRD DOWN CONVERSIONS ALLOWED (REDSKINS, RECORDS DATING BACK TO 1991):

Date	Game	Conv.	Att.	Pct.
1/6/2002	vs. Arizona	0	9	0.0
12/30/2007	vs. Dallas	0	11	0.0
9/24/2017	vs. Oakland	0	11	0.0

The Redskins threw for 356 net passing yards in the contest, 150 of which were caught by running back Chris Thompson. Thompson, whom Head Coach Jay Gruden calls the best third-down back in the NFL, surpassed the 140 receiving yards accrued by running back Dick James in a 1962 contest against the Pittsburgh Steelers.

SINGLE-GAME RECEIVING YARDS BY A RUNNING BACK (REDSKINS IN REGULAR SEASON SINCE 1950):

Name	Date	Opp.	Rec.	Yds.	TD
1. Chris Thompson	9/24/2017	Oak	6	150	1
2. Dick James	12/16/1962	Pit	5	140	2
3. Matt Jones	11/15/2015	NO	3	131	1
4. Kelvin Bryant	12/7/1986	NYG	13	130	1
5. Joe Washington	9/6/1981	Dal	10	124	1

WEEK 2: GROUND AND POUND

Following a season debut in which the Philadelphia Eagles limited the Redskins to 64 rushing yards on 17 carries, the Redskins' offense entered Week 2 with something to prove about its running game.

One win and 229 rushing yards later, the Redskins hoped their performance against the Los Angeles Rams was a subtle statement. The team recorded its first 200-yard rushing effort since Week 16 of the 2016 season at Chicago, and the 229 yards were the second-most by the Redskins under Head Coach Jay Gruden, trailing only Week 6 of the 2016 season vs. Philadelphia (230).

The game was the Redskins' 21st 200-yard rushing game since 2000:

200-YARD RUSHING GAMES (REDSKINS SINCE 2000):

Date	Opp	Att	Yds	Avg	TD
9/17/2017	LAR	39	229	5.87	2
12/24/2016	Chi	35	208	5.94	4
10/16/2016	Phi	33	230	6.97	1
11/15/2015	NO	31	209	6.74	0
11/3/2013	SD	40	209	5.23	4
10/20/2013	Chi	43	209	4.86	3
10/13/2013	Dal	33	216	6.55	1
12/30/2012	Dal	42	274	6.52	4
12/3/2012	NYG	31	207	6.68	0
10/21/2012	NYG	38	248	6.53	0
9/23/2012	Cin	35	202	5.77	2
10/5/2008	Phi	44	203	4.61	1
11/4/2007	NYJ	48	296	6.17	1
12/10/2006	Phi	40	210	5.25	0
9/24/2006	Hou	41	234	5.71	3
12/4/2005	STL	40	257	6.43	2
10/23/2005	SF	39	204	5.23	4
12/5/2004	NYG	45	211	4.69	1
10/17/2004	Chi	47	218	4.64	0
12/22/2002	Hou	46	247	5.37	1
11/4/2001	Sea	46	226	4.91	1

The 229-yard effort ranked as the 10th-most in the NFL in a single game in 2017:

MOST RUSHING YARDS IN A SINGLE GAME (NFL, 2017):

Team	Date	Opp.	Yds	Avg
1. New Orleans Saints	11/12/2017	Buf	298	6.2
2. Carolina Panthers	11/13/2017	Mia	294	8.2
3. Dallas Cowboys	10/22/2017	SF	265	6.2
4. New York Giants	12/31/2017	Was	260	5.9
5. New York Jets	10/1/2017	Jax	256	8.0
6. Los Angeles Rams	12/17/2017	Sea	244	5.7
7. Chicago Bears	12/10/2017	Cin	232	6.1
8t. Chicago Bears	10/15/2017	Bal	231	4.3
8t. Jacksonville Jaguars	10/8/2017	Pit	231	6.2
10. Washington Redskins	9/17/2017	LAR	229	5.9

According to the Elias Sports Bureau, with the efforts by running backs Rob Kelley (78 yards), Chris Thompson (77) and Samaje Perine (67) against the Rams, the Redskins had three different players reach 65 rushing yards in a single game for the first time since Dec. 1, 1957, against the Chicago Bears (Ed Sutton, 72; Jim Podoley, 71; Don Bosseler, 68).

ALEX SMITH

The Washington Redskins ignited the NFL offseason talks after acquiring Alex Smith via trade with the Kansas City Chiefs on March 14, 2018.

During the first week of OTAs, Washington Redskins Head Coach Jay Gruden was asked about his early impressions of Smith and his ability to quickly adjust to the offense.

"He's got good command of the offense already. Great command in the huddle," said Gruden. "He's just getting a feel for the receivers, the players around him, how we call things, but overall, the first two days, I would say I'm very pleased with his quick progression and learning."

Smith enters 2018 following a 2017 campaign in which he recorded single-season career highs in completions (341), passing yards (4,042), touchdowns (26) and passer rating (104.7).

Prior to his departure, he guided the Chiefs to a 10-6 record and an NFC West Division title along with a third consecutive playoff appearance.

"...we came up with Alex Smith, but we had to find a way to get it done. And it wasn't easy because there was a few teams in it that wanted Alex Smith. He chose us and he chose us for a reason. It's because who we are, the legacy of the Washington Redskins, the history of the Washington Redskins."

- Senior Vice President of Player Personnel Doug Williams

at Alex Smith's introductory press conference

Smith has earned the reputation to extend plays. He ranks fourth in the league among active quarterbacks in rushing yards with a career mark of 2,433 yards. Smith will become just the fourth No. 1 overall selection to start a game for the Redskins at quarterback and the first since Jeff George in 2000.

RANKINGS REPORT (2017)

A look at Smith's Top 10 rankings in various passing categories in 2017:

Passing Category	No.	NFL Rank	AFC Rank
Rating	104.7	1	1
300-Yard Games	5	4t	3
Yards/Game	269.5	7	4
Yards/Attempt	8.0	2	1
Touchdowns	26	9	4
Completions/Game	22.7	6	3
Completion Pct.	67.5	3	1
Passing First Downs	184	9	5
25+ Yard Passes	38	4	2
Interception Pct.	1.0	1t	1t

CAREER RUSHING YARDS AMONG ACTIVE QBs

Among active quarterbacks, Alex Smith is ranked among top five rushers in rushing yards:

Player	Yards
1. Cam Newton	4,320
2. Russell Wilson	3,275
3. Aaron Rodgers	2,670
4. Alex Smith	2,433
5. Ryan Fitzpatrick	2,077



ACTIVE NFL QB CAREER LEADERBOARD

PASSING TOUCHDOWNS

Player	Seasons	TD
1t. Tom Brady	2000-2017(18)	488
1t. Drew Brees	2001-2017(17)	488
3. Philip Rivers	2004-2017(14)	342
4. Eli Manning	2004-2017(14)	339
5. Ben Roethlisberger	2004-2017(14)	329
6. Aaron Rodgers	2005-2017(13)	313
7. Matt Ryan	2008-2017(10)	260
8. Matthew Stafford	2009-2017(9)	216
9. Joe Flacco	2008-2017(10)	200
10. Alex Smith	2005-2017(12)	183

PASS COMPLETIONS

Player	Seasons	Comp.
1. Drew Brees	2001-2017(17)	6,222
2. Tom Brady	2000-2017(18)	5,629
3. Eli Manning	2004-2017(14)	4,424
4. Philip Rivers	2004-2017(14)	4,171
5. Ben Roethlisberger	2004-2017(14)	4,164
6. Matt Ryan	2008-2017(10)	3,630
7. Joe Flacco	2008-2017(10)	3,267
8. Aaron Rodgers	2005-2017(13)	3,188
9. Matthew Stafford	2009-2017(9)	3,005
10. Alex Smith	2005-2017(12)	2,877

PASSING YARDS

Player	Seasons	Yards
1. Drew Brees	2001-2017(17)	70,445
2. Tom Brady	2000-2017(18)	66,159
3. Eli Manning	2004-2017(14)	51,682
4. Ben Roethlisberger	2004-2017(14)	51,065
5. Philip Rivers	2004-2017(14)	50,348
6. Matt Ryan	2008-2017(10)	41,796
7. Aaron Rodgers	2005-2017(13)	38,502
8. Joe Flacco	2008-2017(10)	35,780
9. Matthew Stafford	2009-2017(9)	34,749
10. Alex Smith	2005-2017(12)	31,888

Season ranges listed do not include years in which a player did not appear in game action

ALEX SMITH

NO. 1 OVERALL DRAFT PICKS UNDER CENTER

Alex Smith will be the fourth No. 1 overall selection to play for the Redskins at the quarterback position and the first since Jeff George in 2000. Among active quarterbacks who were selected No. 1 overall, Smith ranks top five in completions, completion percentage, passing yards, touchdowns and passer rating.

MOST COMPLETIONS

Player	Yards
1. Eli Manning	4,424
2. Matthew Stafford	3,005
3. Alex Smith	2,877
4. Cam Newton	2,001
5. Sam Bradford	1,805

HIGHEST COMPLETION PERCENTAGE

Player	Comp. Pct.
1. Sam Bradford	62.5
2. Alex Smith	62.4
3. Matthew Stafford	62.0
4. Jameis Winston	60.8
5. Eli Manning	59.8

MOST PASSING YARDS

Player	Passing Yards
1. Eli Manning	51,682
2. Matthew Stafford	34,749
3. Alex Smith	31,888
4. Cam Newton	25,704
5. Andrew Luck	19,078

MOST PASSING TOUCHDOWNS

Player	Passing TDs
1. Eli Manning	339
2. Matthew Stafford	216
3. Alex Smith	183
4. Cam Newton	158
5. Andrew Luck	132

HIGHEST PASSER RATING

Player	Rating
1. Matthew Stafford	88.3
2. Alex Smith	87.4
3. Andrew Luck	87.3
4. Jameis Winston	87.2
5. Eli Manning	85.3

CAREER RUSHING YARDS AMONG ACTIVE QBs

Among active quarterbacks, Alex Smith is ranked among top five rushers in rushing yards:

Player	Yards
1. Cam Newton	4,320
2. Russell Wilson	3,275
3. Aaron Rodgers	2,670
4. Alex Smith	2,433
5. Ryan Fitzpatrick	2,077



SINGLE-SEASON CAREER WATCH

Alex Smith is coming off of the best statistical season of his career. Smith set career highs in completions (341), passing yards (4,042), touchdown passes (26) and passer rating (104.7).

PASS COMPLETIONS [SINGLE SEASON]

Season	Comp
1. 2017	341
2. 2016	328
3. 2013	308
4. 2015	307
5. 2014	303

PASSING YARDS [SINGLE SEASON]

Season	Yards
1. 2017	4,042
2. 2016	3,502
3. 2015	3,486
4. 2013	3,313
5. 2014	3,265

PASSING TOUCHDOWNS [SINGLE SEASON]

Season	TDs
1. 2017	26
2. 2013	23
3. 2015	20
4t. 2014	18
4t. 2009	18

PASSER RATING [SINGLE SEASON]

Season	Rating
1. 2017	104.7
2. 2012	104.1
3. 2015	95.4
4. 2014	93.4
5. 2016	91.2

CHRIS THOMPSON

Late in the 2017 preseason, Head Coach Jay Gruden was asked about running back Chris Thompson's value to the Washington offense.

"He's a very valuable commodity to our football team, both in pass protection and getting out on the routes," Gruden said. "I mean, the thought of him not being around scares the heck out of me."

Though an injury sidelined Thompson for the final six games of the 2016 regular season, Gruden could worry no more as it pertained to Thompson's contract. The Redskins signed Thompson to a multi-year contract extension in Week 1 of the 2017 season, locking up the third-down back that Gruden considers the best in the NFL.

"When you're talking about third downs, that's the most important down in football. There's nobody better as a third-down back in my opinion than Chris."

- Head Coach Jay Gruden on RB Chris Thompson

Dubbed the "Chris Army Knife" by some fans for his ability to run, catch and block, Thompson's story has been one of perseverance. At Florida State, two broken vertebrae ended his 2011 season and a knee injury ended his 2012 campaign. Shoulder surgery cut his 2013 rookie season in Washington short, and he spent the majority of the 2014 season on the team's practice squad.

But Thompson's role has blossomed in recent years. Early in 2017, Thompson has picked up where he left off in 2016. He scored the Redskins' first offensive points of the season in Week 1, pinballing off Philadelphia defenders for a 29-yard receiving touchdown. He followed that performance up with a career day in Los Angeles, rushing three times and posting career highs in rushing yards (77) and rushing touchdowns (two, including a 61-yarder) against the Rams. His 25.7-yard rushing average in the contest was the best by a member of the Redskins with at least three carries in a game in records available dating back to 1960.

One week later, Thompson was the focal point of the Redskins' aerial assault in a 27-10 drubbing of the Oakland Raiders, gaining 150 yards on six receptions and contributing another 38 yards on eight rushing attempts. His 188 yards from scrimmage were the most by any member of the Redskins since Alfred Morris on Dec. 30, 2012 vs. Dallas (212, including 200 rushing and 12 receiving). In Week 6, he became only the second Redskins running back since 1960 to record multiple 100-yard games through the air in a single season (Dick James, 1962).

"It's great that you see the hard work pay off for somebody like Chris," Gruden said. "He's such a great kid off the field. You want to see him succeed in the worst way because he does everything exactly right the way you ask him. In practice, he takes all the reps, he works hard, never takes a play off. He's never been late one time to a meeting or a workout. He's a coach's dream, quite frankly."

Though the team often rations his touches, Thompson has become one of the most efficient running backs in the NFL with the ball in his hands. Thompson's 6.7 yards per touch rank second among active NFL running backs with at least 200 career offensive touches.

CAREER YARDS PER OFFENSIVE TOUCH [ACTIVE NFL RUNNING BACKS, MIN. 200 TOUCHES]:

Player	Touches	Yards	Avg.
1. James White	274	1,844	6.7
2. Chris Thompson	299	2,004	6.7
3. Darren Sproles	1218	8,022	6.6
4. Duke Johnson Jr.	435	2,731	6.3
5. Danny Woodhead	812	4,917	6.1



2017 THOMPSON TIDBITS

** Thompson recorded only the sixth season in franchise history with at least 275 rushing yards and at least 500 receiving yards, joining Jim Podoley (1957), Charley Taylor (1964 and 1965), Clarence Harmon (1980), Joe Washington (1981).

** Thompson was one of six NFL players with at least 275 rushing yards and at least 500 receiving yards in 2017, joining Todd Gurley II, Le'Veon Bell, Alvin Kamara, Christian McCaffrey and Duke Johnson Jr. Thompson accomplished the feat in 10 games, while the other five players all appeared in at least 15 games.

** Before a Week 11 contest in which he suffered a season-ending injury, Thompson led the Redskins in both rushing and receiving yards, the only player in the NFL at the time to lead a team in both categories.

** Thompson's 510 receiving yards were 10th-most by a running back in a season in franchise history and the most since fullback Larry Centers in 2000 (600).

** Thompson led all NFL running backs (min. 30 receptions) with 13.1 yards per catch in 2017, joining Larry Brown (14.2 in 1972), Clarence Harmon (13.6 in 1979) and Roy Helu Jr. (11.4 in 2014) as the only Redskins running backs to lead the league in the category since the 1970 AFL-NFL merger.

** Thompson's receiving average was the best by a qualified Redskins running back since Clarence Harmon (13.6) in 1979.

** Thompson's 13.1 yards-per-catch average was the highest by any NFL running back with at least 35 receptions since San Francisco's Garrison Hearst in 1998 (13.7).

** Thompson accrued 804 scrimmage yards on 103 combined offensive touches, averaging 7.8 scrimmage yards per touch. His 7.8-yard average was the best among qualified players in team history since the 1970 AFL-NFL merger. The mark is the fifth-best in team history dating back to the franchise's inception in 1932, trailing only Steve Bagarus (10.6 in 1945), Eddie Saenz (8.7 in 1947) and Dick Todd (8.4 in 1940 and 8.0 in 1948).

JORDAN REED

In recent seasons, Redskins players have often extolled the ability of tight end Jordan Reed to anyone who will listen.

"As I've said before and said every week, I don't know anybody who can guard that young man. When he's on, he's on, and it's tough to stop. He's the best receiving tight end in the NFL, hands down."

- Five-time Pro Bowl tackle Trent Williams on Jordan Reed in 2015, as told to Master Tesfatsion of The Washington Post

The NFL officially took notice in 2016 when Reed earned his first career Pro Bowl selection, the first by a Redskins tight end since Chris Cooley in 2008. Reed joined Cooley (2007-08), Stephen Alexander (2000), Jean Fugett (1977) and Jerry Smith (1967 and 1969) as the only Redskins tight ends to earn Pro Bowl honors since the game's inception in 1950.

Despite being limited by injury to only 12 games with eight starts in 2016, the ex-college-quarterback recorded 66 receptions for 686 yards with six receiving touchdowns. A year earlier, he compiled arguably the greatest season by a tight end in franchise history. During the 2015 regular season, Reed recorded 87 receptions for 952 yards (both team records for a tight end) with 11 receiving touchdowns, becoming the first tight end to lead the Redskins in all three categories since Fugett in 1977.

"He was a puppy when he came in here physically; now he's filling out and he's a bigger guy. He's playing with a ton of confidence," Head Coach Jay Gruden said in 2016. "We can move him around and do a lot of different things with him. He's a smart player. He can see coverages, he can work off leverage of the defenders, he's got big strong hands and he's excellent after the catch. Really, the sky is the limit for Jordan. I have all of the confidence in the world that when the ball is thrown to him, he's going to be in the right spot and make the catch. And he can beat a lot of people. He's getting better and better, more and more confident and he's blocking better, too. He's a heck of a player, no doubt."

In 52 career games with 27 starts for Washington, Reed has compiled 275 career receptions for 2,813 yards with 22 receiving touchdowns. In Week 4 of the 2016 season against Cleveland, Reed recorded his 200th career reception in his 38th career game, becoming the fastest tight end to reach 200 career receptions in NFL history, surpassing Pro Football Hall of Famer Kellen Winslow.

CAREER GAMES NEEDED TO REACH 200 RECEPTIONS (TIGHT ENDS, NFL HISTORY)

Player	Team	Games
1. Jordan Reed	Was	38
2. Kellen Winslow Sr.*	SD	39

*Pro Football Hall of Famer

While various injuries limited Reed to 9, 11, 14, 12 and 6 games in his first five NFL seasons, Reed's per-game productivity ranks among the league's best. Reed ranks first among all NFL tight ends in receptions per game since entering the league in 2013.

RECEPTIONS PER GAME (NFL TIGHT ENDS SINCE 2013)

Player	Rec	Games	Rec/G
1. Jordan Reed	275	52	5.3
2. Rob Gronkowski	287	59	4.9
3. Travis Kelce	307	64	4.8
4. Delanie Walker	356	76	4.7
5. Greg Olsen	331	71	4.7



Since his breakout campaign in 2015, Reed has ranked among the leaders at his position in receptions, touchdowns and first downs despite playing fewer games than anyone in the Top 10.

RECEPTIONS (NFL TIGHT ENDS SINCE 2015)

Player	Team	Games	Rec	Yards	TD
1. Travis Kelce	KC	47	240	3038	17
2. Delanie Walker	Ten	46	233	2695	16
3. Zach Ertz	Phi	43	227	2493	14
4. Jason Witten	Dal	48	209	1946	11
5. Kyle Rudolph	Min	48	189	1867	20
6. Jordan Reed	Was	32	180	1849	19
7. Greg Olsen	Car	39	174	2368	11
8. Jimmy Graham	Sea	43	170	2048	18
9. Rob Gronkowski	NE	37	166	2800	22
10. Eric Ebron	Det	43	161	1822	10

RECEIVING TOUCHDOWNS (NFL TIGHT ENDS SINCE 2015)

Player	Team	TD
1. Rob Gronkowski	NE	22
2. Kyle Rudolph	Min	20
3. Jordan Reed	Was	19
4t. Tyler Eifert	Cin	18
4t. Jimmy Graham	Sea	18

RECEIVING FIRST DOWNS (NFL TIGHT ENDS SINCE 2015)

Player	Team	Rec. 1st
1. Travis Kelce	KC	150
2. Delanie Walker	Ten	130
3. Rob Gronkowski	NE	128
4. Zach Ertz	Phi	127
5. Greg Olsen	Car	119
6. Kyle Rudolph	Min	107
7. Jimmy Graham	Sea	106
8. Jordan Reed	Was	105
9. Jason Witten	Dal	95
10. Eric Ebron	Det	94

CAREER RECORDS BY REDSKINS TIGHT ENDS

CAREER RECEPTIONS [TIGHT ENDS, REDSKINS HISTORY]:

Player	Seasons	Rec.
1. Chris Cooley	2004-12 [9]	429
2. Jerry Smith	1965-77 [13]	421
3. Jordan Reed	2013-17 [5]	275
4. Don Warren	1979-92 [14]	244
5. Bill Anderson	1958-63 [6]	168

CAREER RECEIVING YARDS [TIGHT ENDS, REDSKINS HISTORY]:

Player	Seasons	Yards
1. Jerry Smith	1965-77 [13]	5,496
2. Chris Cooley	2004-12 [9]	4,711
3. Bill Anderson	1958-63 [6]	2,929
4. Jordan Reed	2013-17 [5]	2,813
5. Don Warren	1979-92 [14]	2,536

CAREER RECEIVING TOUCHDOWNS [TIGHT ENDS, REDSKINS HISTORY]:

Player	Seasons	TD
1. Jerry Smith	1965-77 [13]	60
2. Chris Cooley	2004-12 [9]	33
3. Jordan Reed	2013-17 [5]	22
4. Jean Fugett	1976-79 [4]	21
5. Clint Didier	1982-87 [6]	19

MULTI-TD GAMES (SINCE 1960)

Reed's seven career games with multiple touchdown receptions rank sixth in team history.

GAMES WITH MULTIPLE RECEIVING TOUCHDOWNS [CAREER, REDSKINS SINCE 1960]:

Player	Games
1. Charley Taylor	17
2. Art Monk	12
3. Bobby Mitchell	11
4. Jerry Smith	10
5. Gary Clark	8
6. Jordan Reed	7
7. Santana Moss	6

MULTI-TD GAMES (SINCE 1960)

Reed's four games with multiple touchdowns in 2015 tied for the most by a member of the Redskins since 1960. The Redskins were 4-0 in 2015 when Reed caught multiple touchdowns.

GAMES WITH MULTIPLE RECEIVING TOUCHDOWNS [SINGLE-SEASON, REDSKINS SINCE 1960]:

Player	Season	TD
1t. Jordan Reed	2015	4
1t. Bobby Mitchell	1962	4
1t. Jerry Smith	1967	4
4t. Many players tied		3

SINGLE-SEASON TIGHT END RECORDS

Despite missing two games, Reed posted arguably the finest season by a tight end in team history in 2015, breaking or challenging records for a tight end in nearly every single category:

RECEPTIONS IN A SINGLE SEASON [TIGHT ENDS, REDSKINS HISTORY]:

Player	Season	Games	Rec.
1. Jordan Reed	2015	14	87
2. Chris Cooley	2008	16	83
3. Chris Cooley	2010	16	77
4. Chris Cooley	2005	16	71
5. Jerry Smith	1967	14	67
6t. Jordan Reed	2016	11	66
6t. Chris Cooley	2007	16	66
8. Fred Davis	2011	12	59

RECEIVING YARDS IN A SINGLE SEASON [TIGHT ENDS, REDSKINS HISTORY]:

Player	Season	Games	Yards
1. Jordan Reed	2015	14	952
2t. Chris Cooley	2010	16	849
2t. Chris Cooley	2008	16	849
2t. Jerry Smith	1967	14	849
5. Fred Davis	2011	12	796
6. Chris Cooley	2007	16	786
7. Chris Cooley	2005	16	774
8t. Bill Anderson	1959	11	734
8t. Chris Cooley	2006	16	734
10. Clint Didier	1986	14	691

RECEIVING TOUCHDOWNS IN A SINGLE SEASON [TIGHT ENDS, REDSKINS HISTORY]:

Player	Season	Games	TD
1. Jerry Smith	1967	14	12
2. Jordan Reed	2015	14	11
3t. Pat Richter	1968	14	9
3t. Jerry Smith	1969	14	9
3t. Jerry Smith	1970	14	9
6. Chris Cooley	2007	16	8
7t. Chris Cooley	2005	16	7
7t. Jean Fugett	1978	14	7
7t. Jerry Smith	1972	14	7

RECEIVING TOUCHDOWNS (SINGLE REG. SEASON)

Reed's 11 receiving touchdowns in 2015 were one shy of the team regular season record of 12, set previously by four different players:

Player	Season	TD
1t. Ricky Sanders	1988	12
1t. Jerry Smith	1967	12
1t. Charley Taylor	1966	12
1t. Hugh Taylor	1952	12
5t. Jordan Reed	2015	11
5t. Bobby Mitchell	1962	11
7t. Gary Clark	1991	10
7t. Bobby Mitchell	1964	10
9t. Many tied		9

JAMISON CROWDER

Thirty-four wide receivers were drafted in the 2015 NFL Draft. As of the conclusion of the 2017 season, 30 of them had appeared in NFL game action. Thirteen of those players were drafted ahead of the moment when the Washington Redskins selected Jamison Crowder with the No. 105 overall selection in the fourth round.

However, only two of Crowder's classmates (Oakland's Amari Cooper and Minnesota's Stefon Diggs) have recorded more career receptions than the Duke product, who has placed himself on the NFL radar with 192 receptions for 2,240 yards and 12 receiving touchdowns in his young career.

Crowder entered his rookie season in 2015 with expectations of assuming the team's role at punt returner, but Crowder rapidly exceeded those limits and earned the team's top slot receiver role and became another weapon for the Redskins on third down.

"We had a penciled-in punt returner job for him, but for him to win the starting inside slot receiver is a testament to him and how quickly he picked it up and his production," Head Coach Jay Gruden said. "When you draft guys, you have high hopes for them, but you never expect them to be this much of a factor this early, especially fourth-fifth rounders."

"He's one of those kids: You can put him in a phone booth and you probably wouldn't get a hand on him."

- Receivers Coach Ike Hilliard to The Washington Post's Liz Clarke

In Week 5 of his sophomore campaign in 2016, Crowder ended the Redskins' 124-game punt return touchdown drought with an 85-yard touchdown at Baltimore. His punt return for touchdown was the Redskins' first since Oct. 26, 2008, when Santana Moss returned a punt 80 yards for a touchdown at Detroit.

At 23 years and 114 days old, Crowder became the youngest member of the Redskins to return a punt for a touchdown since Brian Mitchell (23 years, 35 days) at Cincinnati on Sept. 22, 1991, according to records provided by Pro Football Reference.

Crowder finished the 2016 season with a 12.1-yard punt return average, the best by a member of the Redskins since 2001. His fourth-place ranking in the NFL in punt return average was the best by a member of the Redskins since Brian Mitchell's second-place finish in 1995. The dual threat was the only player in the NFL in 2016 to catch at least 65 passes and average at least 11.0 yards per return.

On offense, Crowder's 192 receptions from 2015-17 are the second-most by a member of the Redskins in the first three years of an NFL career.

RECEPTIONS, FIRST THREE NFL SEASONS (REDSKINS HISTORY):

Player	Years	Rec	Yds	TD
1. Gary Clark	1985-87	202	3,257	19
2. Jamison Crowder	2015-17	192	2,240	12
3. Jordan Reed	2013-15	182	1,916	14
4. Rod Gardner	2001-03	176	2,347	17
5. Chris Cooley	2004-06	165	1,822	19

Crowder's 59 receptions in 2015 were the most in Redskins rookie history, and the second-most among players in their first NFL season, surpassing Pro Football Hall of Famer Art Monk's total of 58 in 1980.

RECEPTIONS BY A ROOKIE (REDSKINS HISTORY):

Player	Year	Rec	Yds	TD
1. Jamison Crowder	2015	59	604	2
2. Art Monk	1980	58	797	3
3. Charley Taylor	1964	53	814	5



2015 NFL DRAFT

Thirteen wide receivers were selected before Jamison Crowder in the 2015 NFL Draft. Only two players from the draft class have more career receptions than Crowder.

TOP 15 RECEIVERS SELECTED [2015 NFL DRAFT]:

Rd.	Overall	Team*	Selection
1	4	Oak	1. Amari Cooper
1	7	Chi	2. Kevin White
1	14	Mia	3. DeVante Parker
1	20	Phi	4. Nelson Agholor
1	26	Bal	5. Breshad Perriman
1	29	Ind	6. Phillip Dorsett
2	37	NYJ	7. Devin Smith
2	40	Ten	8. Dorial Green-Beckham
3	69	Sea	9. Tyler Lockett
3	70	Hou	10. Jaelen Strong
3	76	KC	11. Chris Conley
3	87	Pit	12. Sammie Coates
3	94	GB	13. Ty Montgomery
4	105	Was	14. Jamison Crowder
4	107	Atl	15. Justin Hardy

*Team that made the selection

CAREER RECEPTIONS

[WIDE RECEIVERS SELECTED IN 2015 NFL DRAFT]:

Player	Team	Rec	Yds	TD
1. Amari Cooper	Oak	203	2,903	18
2. Stefon Diggs	Min	200	2,472	15
3. Jamison Crowder	Was	192	2,240	12
4. DeVante Parker	Mia	139	1,908	8
5. Tyler Lockett	Sea	137	1,816	9

VERNON DAVIS

What does it take to have coaches, teammates and broadcasters refer to you as "The Ageless One"?

How about a 6-foot-3, 244-pound veteran registering only 3.8 percent body fat the day after completing his 12th NFL season? What about that same man reportedly still running the 40-yard dash in the 4.4 range into his mid-30s?

For Vernon Davis, those astoundingly true facts tell only part of the story. A native of Washington, D.C., Davis came home in free agency in 2016 and delivered 87 catches and 1,231 yards in his first two seasons in burgundy and gold. At age 32-33 in those seasons, he ranks second only to Redskins legend Jerry Smith in both categories among tight ends age 30 or older in team history, according to records provided by Pro Football Reference.

Ageless as a physical specimen, Davis is trying to make his career production withstand the test of time as well. He now ranks in the Top 10 in NFL history in career receptions, receiving yards and receiving touchdowns by a tight end.

CAREER RECEPTIONS (TIGHT ENDS, NFL HISTORY):

Player	Seasons	Rec.
1. Tony Gonzalez	1997-2013 (17)	1,325
2. Jason Witten	2003-17 (15)	1,152
3. Antonio Gates	2003-17 (15)	927
4. Shannon Sharpe	1990-2003 (14)	815
5. Ozzie Newsome	1978-90 (13)	662
6. Greg Olsen	2007-17 (11)	639
7. Heath Miller	2005-15 (11)	592
8. Jimmy Graham	2010-17 (8)	556
9. Vernon Davis	2006-17 (12)	548
10. Jeremy Shockey	2002-11 (10)	547
11. Kellen Winslow	1979-87 (9)	541
12t. Dallas Clark	2003-13 (11)	505
12t. Frank Wycheck	1993-2003 (11)	505

CAREER RECEIVING YARDS (TIGHT ENDS, NFL HISTORY):

Player	Seasons	Yards
1. Tony Gonzalez	1997-2013 (17)	15,127
2. Jason Witten	2003-17 (15)	12,448
3. Antonio Gates	2003-17 (14)	11,508
4. Shannon Sharpe	1990-2003 (15)	10,060
5. Ozzie Newsome	1978-90 (13)	7,980
6. Jackie Smith	1963-78 (16)	7,918
7. Greg Olsen	2007-17 (11)	7,556
8. Pete Retzlaff	1956-66 (11)	7,412
9. Rob Gronkowski	2010-17 (8)	7,179
10. Vernon Davis	2006-17 (12)	7,072
11. Jimmy Graham	2010-17 (8)	6,800
12. Kellen Winslow	1979-87 (9)	6,741

CAREER RECEIVING TOUCHDOWNS (TIGHT ENDS, NFL HISTORY):

Player	Seasons	TD
1. Antonio Gates	2003-17 (15)	114
2. Tony Gonzalez	1997-2013 (17)	111
3. Rob Gronkowski	2010-17 (8)	76
4. Jimmy Graham	2010-17 (8)	69
5. Jason Witten	2003-17 (15)	68
6. Shannon Sharpe	1990-2003 (14)	62
7t. Jerry Smith	1965-77 (13)	60
7t. Vernon Davis	2006-17 (12)	60
9. Wesley Walls	1989-2003 (14)	54
10t. Dallas Clark	2003-13 (11)	53
10t. Greg Olsen	2007-17 (11)	53



"We all should get on Vernon Davis' diet. I mean, really. The guy's a freak. He's the most impressive guy I've been around really as far as taking care of his body, and whatever he's doing, he needs to tell all our young guys to do it because he's amazing.

He's running around like a 20-year-old kid. We're going to have to try to dive into that but I know he has a great routine in the offseason, during the season. His diet is top-notch. His workouts are on point. Not to mention he prepares and he's just always got a smile on his face.

He's just one of those guys you look forward to seeing every day and then you watch him practice and it's always hard and effective. Great guy, great player."

- Head Coach Jay Gruden on Vernon Davis

RYAN KERRIGAN

With a wrestling-inspired sack celebration, linebacker Ryan Kerrigan has earned the moniker "The Showstopper" since joining the Redskins in 2011. But while it might not have the same cachet, calling the three-time Pro Bowler "Mr. Reliable" might be just as apt.

If patience is a virtue, the Redskins were virtuous in the first round of the 2011 NFL Draft, as the team opted to trade back from its No. 10 overall selection to the 16th overall pick. With the selection, the Redskins selected Kerrigan, the then-defensive end out of Purdue.

Kerrigan has started all 112 regular season games played by the Redskins since he entered the league in 2011, the longest active streak of consecutive starts by any NFL linebacker. In 2016, Kerrigan became the first member of the Redskins to start all 16 games in each of the first six seasons of an NFL career since the adoption of the 16-game schedule in 1978. In Week 4 of the 2017 season, Kerrigan became the first member of the Redskins since at least 1970 to open a career with 100 consecutive regular season starts.

The Muncie, Ind. native is only the fifth player in NFL history to open a career with at least 7.5 sacks in each of his first seven seasons, joining Jared Allen, Derrick Thomas, DeMarcus Ware and Reggie White. He also became only the fifth member of the Redskins to post multiple 10-sack seasons since 1982 (Dexter Manley, 4; Charles Mann, 4; Andre Carter, 2; Brian Orakpo, 2). He's also displayed aptitude with the ball in hands, as he has returned all three of his career interceptions for touchdowns, joining Julius Peppers and Pro Football Hall of Famer Jason Taylor as the only players in league history with 60+ sacks and three or more interception return touchdowns.

Kerrigan's productivity has provided a number of opportunities for him to showcase his co-opted celebration.

"Will Compton has been kind of getting in my ear for a while to do the Shawn Michaels from wrestling — the HBK," Kerrigan said in 2014 of the inspiration for his celebrations. "All he kept saying was, 'Hit the HBK, hit the HBK.' Finally, I did right by him and hit the HBK a couple times. On the second and third ones, when I didn't do it, he was giving me a bunch of hell on the sidelines, like, 'Why didn't you do it? You need to trademark it.' I'm like, 'Well, I can't trademark it, it's HBK.' But that's where it came from."

The gesture resonated with wrestling fans and Redskins fans alike. The celebration was promoted by WWE on Twitter, and Redskins fans immediately began referring to the celebration as the "Heartbreak Kerrigan," or #HBKerrigan in hashtag form.

The Purdue product ended his college career tied for the Football Bowl Subdivision record with 14 career forced fumbles, and his innate knack for knocking the ball loose has translated to the NFL. Kerrigan has been credited with 22 forced fumbles in his career, the most by a member of the Redskins since 1994 and among the most by any NFL player since 2011.

Kerrigan's impact on the Redskins has transcended football, as he was honored with the team's Walter Payton Man of the Year award in 2015. In addition to participating in numerous events through the Washington Redskins Charitable Foundation, Kerrigan welcomed 185 guests to the Grand Hyatt Washington in 2015 for his third Celebrity Waiter Night, raising more than \$100,000 for his Blitz for the Better Foundation, which provides support to seriously ill, special needs and physically challenged children throughout the Greater Washington D.C. area.

In training camp in 2016, the question was posed to Head Coach Jay Gruden: Is there a better example for young players than Kerrigan?

"Not really, no," Gruden said. "He's very humble, number one. Keeps to himself and does exactly what's asked of him in practice. He practices hard; in fact, we have to pull him back a little bit because he practices so hard and we want to keep him healthy for the 16-week grind. He's a top-notch guy, on and off the field, character-wise. He's what you're looking for."

REDSKINS ALL-TIME SACK LEADERS

SINCE SACKS BECAME OFFICIAL IN 1982:

Player	Seasons	Sacks
1. Dexter Manley	1982-89 (8)	91.0
2. Charles Mann	1983-93 (11)	82.0
3. Ryan Kerrigan	2011-17 (7)	71.5
4. Monte Coleman	1979-94 (16)	43.5
5. Ken Harvey	1994-98 (5)	41.5

DUAL THREAT

60+ CAREER SACKS AND 3+ INT RETURN TD (NFL HISTORY)

Player	Seasons	Sacks	INT TD
Julius Peppers	2002-17 (16)	154.5	4
Jason Taylor	1997-2011 (15)	139.5	3
Ryan Kerrigan	2011-17 (7)	71.5	3

SINGLE-SEASON SACK LEADERS

REDSKINS SINCE SACKS BECAME OFFICIAL IN 1982:

Player	Season	Sacks
1. Dexter Manley	1986	18.5
2. Dexter Manley	1985	15.0
3. Charles Mann	1985	14.5
4t. Ryan Kerrigan	2014	13.5
4t. Ken Harvey	1994	13.5
4t. Dexter Manley	1984	13.5

2011 NFL DRAFT

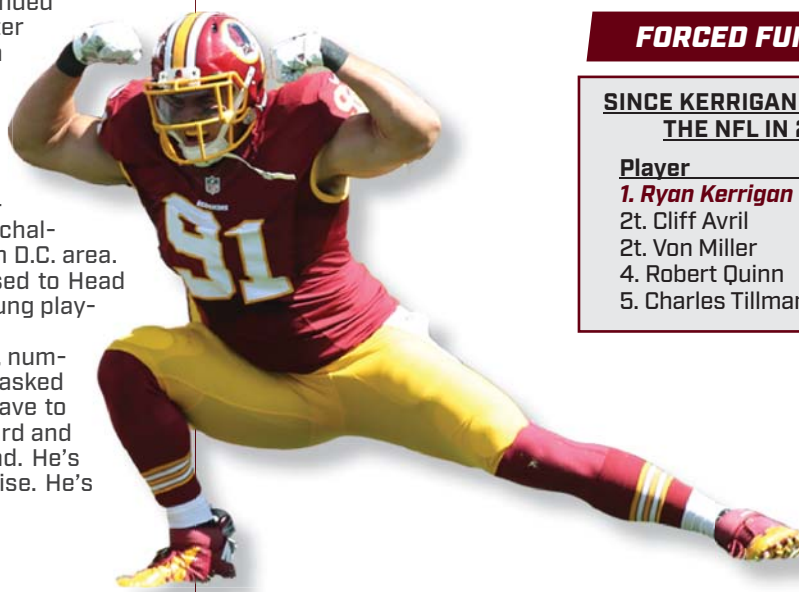
CAREER SACKS BY 2011 NFL DRAFT PICKS:

Player	Team	Sacks
1. Von Miller	DEN	83.5
2. J.J. Watt	HOU	76.0
3. Ryan Kerrigan	WAS	71.5
4. Justin Houston	KC	69.5
5. Robert Quinn	LAR	62.5

FORCED FUMBLES

SINCE KERRIGAN ENTERED THE NFL IN 2011:

Player	FF
1. Ryan Kerrigan	22
2t. Cliff Avril	21
2t. Von Miller	21
4. Robert Quinn	20
5. Charles Tillman	19



CORNERBACK CONJUNCTION

JOSH NORMAN

When the Carolina Panthers rescinded cornerback Josh Norman's franchise tag and allowed the All-Pro defender to enter unrestricted free agency on April 20, roles instantly became reversed. The then-28-year-old lockdown corner became the subject of teams trying to lock down his services.

The Redskins mobilized quickly, dispatching members of the Redskins' coaching staff on April 22 to pick up Norman and his family from his Carolina home and bring them to team headquarters. The group arrived back in Ashburn early that afternoon, and after the full press and a family vote, Norman was a member of the Washington Redskins by 9:30 p.m.

"It was an exciting 24 hours there and we're happy as heck to get him," Head Coach Jay Gruden said. "I think he's one of the premier corners in the National Football League."

Norman joined the Redskins having previously appeared in 53 regular season games with 38 starts for Carolina, recording 178 tackles (136 solo), 36 passes defended, seven interceptions (two returned for touchdowns), four forced fumbles and three fumbles recovered from 2012-15.

In 2015, Norman started all 16 regular season games and all three postseason games for the Panthers, recording career highs in interceptions (four), forced fumbles (three) and fumbles recovered (two) in addition to tying for the league lead in interceptions returned for touchdowns (two). His highly decorated 2015 campaign resulted in a myriad of honors, including All-Pro selections from both the Associated Press and Pro Football Writers Association in addition to sharing PFWA Co-Most Improved Player of the Year honors with new teammate Kirk Cousins.

Since that breakout campaign in 2015, few defensive backs have been as disruptive as the man known colloquially as "J-No."

FUMBLES FORCED SINCE 2015 (NFL DEFENSIVE BACKS):

Player	FF
1t. Byron Maxwell	8
1t. Keanu Neal	8
3t. Josh Norman	7
3t. Mike Adams	7
5t. Three players tied	6

PASSES DEFENDED SINCE 2015 (NFL):

Player	PD
1. Marcus Peters	55
2. Robert Alford	54
3. Darius Slay	52
4t. Brent Grimes	49
4t. Casey Hayward	49
6. Josh Norman	47
7t. Bashaud Breeland	46
7t. David Amerson	46

Norman's accolades and productivity speak for themselves, but what kind of person were the Redskins getting? Gruden and the Redskins learned early in 2016.

"I've been very impressed with Josh from the day that he got here," Gruden said. "He works extremely hard. He's got a great energy every single time that he walks out onto the field, and he's the last one off the field. He's attentive at meetings - he's excellent. As far as his off-the-field 'antics' or on-the-field penalties that he's gotten, he's a physical football player. He's in your face and he's very competitive. You don't want to change that about him at all; that's what makes him, him. Obviously we might have to work on his hand placement in bump-and-run so he doesn't hit the receiver in the head, but his aggression, his competitive style, that's what drew us to him in the first place. We would never change that."

QUINTON DUNBAR

In 2015, the Washington Redskins signed college free agent Quinton Dunbar as a wide receiver. A few months later during training camp, the coaching staff transitioned Dunbar to cornerback.

For the 2018 season, Dunbar has emerged to become the projected starter opposite Josh Norman in the secondary. Head Coach Jay Gruden has gone on record supporting Dunbar's athletic ability.

"Yeah, that is a great tribute to him and his work, you know, but when you have that type of speed and that type of length you try to find a spot for a guy with that type of athletic ability and Quinton has done a good job with buying in and making the adjustment," said Gruden. "Now, with the opportunity he has in front of him, it's going to be up to him whether he takes the next step..."

DUNBAR AMONG DBS IN THE DIVISION

INTERCEPTIONS AMONG ACTIVE DEFENSIVE BACKS IN THE NFC EAST SINCE 2015:

Player	Team	Int.
1. Malcolm Jenkins	PHI	4
2t. Quinton Dunbar	WAS	3
2t. Janoris Jenkins	NYG	3
2t. Josh Norman	WAS	3

ORLANDO SCANDRICK

Orlando Scandrick enters his first season with the Redskins after a 10-year career with the Dallas Cowboys. Scandrick will bring leadership and experience to the Redskins secondary.

Scandrick was drafted by the Cowboys in 2008 and registered over 300 tackles, eight interceptions, 63 passes defended, eight forced fumbles and 11.5 sacks in 125 career games in Dallas. He finished his career as one of Dallas' most accomplished defensive backs. Scandrick is second in Cowboys history in sacks among defensive backs (11.5), tied for second in forced fumbles (8) and is fourth in passes defended (63). Scandrick's 125 games played is also the tenth most by a defensive back in Cowboys history.

Among active NFL defensive backs, Scandrick's 11.5 sacks are the most in the league. His eight forced fumbles are tied for seventh most in the NFL among active defensive backs.

"Just having an experienced guy who's been through a lot, he's played corner and nickel. He communicates the defense very well and is a calming factor for those guys," said Gruden. "When formations change and coverages might change, all that good stuff, it's good to have a guy like Orlando who's been there, done that and can communicate with the young guys. So he's done very well, and I've been impressed with the way he's stood out in practice."

DEFENSIVE BACK SACKS

MOST SACKS AMONG ACTIVE DEFENSIVE BACKS:

Player	Team	Sacks
1. Orlando Scandrick	WAS	11.5
2. Reshad Jones	MIA	10.5
3. Harrison Smith	MIN	9.0
T4. Captain Munnerlyn	CAR	8.5
T4. Eric Weddle	BAL	8.5

SPOTLIGHT ON SPECIAL TEAMS

KICKER DUSTIN HOPKINS

The Redskins surprised many in Week 2 of the 2015 season when they elected to move on from kicker Kai Forbath, who exited as the franchise leader in field goal percentage among players with at least 50 attempts, in favor of signing kicker Dustin Hopkins.

After a solid debut in 2015, Hopkins went 34-for-42 on field goal attempts in 2016, breaking Mark Moseley's record [33 in 1983] for the most field goals in a single season in team history. In Week 3 that year, he tied a team record with five field goals in a 5-for-5 performance in a victory as part of an NFC Special Teams Player of the Week and Player of the Month performance.

MOST FIELD GOALS MADE [SINGLE SEASON, REDSKINS HISTORY]:

Player	Season	FGM	FGA	FG Pct.	Pts.
1. Dustin Hopkins	2016	34	42	81.0	138
2. Mark Moseley	1983	33	47	70.2	161
3t. Graham Gano	2011	31	41	75.6	118
3t. Chip Lohmiller	1991	31	43	72.1	149
5t. Chip Lohmiller	1990	30	40	75.0	131
5t. Chip Lohmiller	1992	30	40	75.0	120

Now in his third season with the Redskins, Hopkins already ranks fifth in franchise history in career field goals made.

MOST FIELD GOALS MADE [CAREER, REDSKINS HISTORY]:

Player	Seasons	FGM	FGA	FG Pct.
1. Mark Moseley	1974-86	263	397	66.2
2. Chip Lohmiller	1988-94	175	245	71.4
3. Curt Knight	1969-73	101	175	57.7
4. Shaun Suisham	2006-09	81	101	80.2
5. Dustin Hopkins	2015-17	73	87	83.9

Beyond Hopkins' ability to boot the ball through the uprights, his ability to get it to stop and turn on a dime after 10 yards was vital to a Redskins' victory against Tampa Bay in Week 7 of the 2015 season. After facing an early 24-0 deficit, the Redskins scored late in the first half and at the start of the second half to cut the lead to 24-14, at which point Gruden and Special Teams Coordinator Ben Kotwica turned to Hopkins to deliver a surprise onside kick early in the third. Receiver Rashad Ross batted the skidding ball to safety Trenton Robinson, ending a league-wide 0-for-24 skid on onside kick attempts to start the 2015 season. The onside kick helped jumpstart the Redskins en route to recording the largest comeback victory in franchise history.

"His onside kicks, they're like magic balls. I don't know how he keeps them in play."

- Head Coach Jay Gruden

It was only the fourth successful onside kick by the Redskins since 2000 and ended a streak of 18 unsuccessful onside kick attempts by the Redskins over the previous nine seasons.

SUCCESSFUL ONSIDE KICKS (REDSKINS SINCE 2000):

Year	Week	Qtr.	Opp	Kicker
2015	7	3	TB	Dustin Hopkins
2007	9	2	NYJ	Shaun Suisham
2003	5	4	Phi	John Hall
2000	12	3	StL	Scott Bentley

PUNTER TRESS WAY

In recent years, the Redskins have expressed a desire to create competition at every position and reward their own players who perform at high levels. Punter Tress Way is emblematic of both ideals.

The Redskins spent the majority of the 2014 offseason evaluating a punting battle between newcomers Robert Malone and Blake Clingan, but the race received a darkhorse candidate when the team claimed Way off waivers from Chicago on Aug. 20 that year. Way was given 10 days to stake a claim to the punting job.

Way accomplished the feat and has since posted historically relevant numbers, earned the special teams captaincy in 2015 and been rewarded with a multi-year contract extension in 2016.

In 2014, Way's punting numbers rewarded the coaching staff's faith. Way averaged 47.5 yards per punt, the highest by a Redskins player since World War II. He finished the season averaging 47.5 yards per punt to rank fourth in team history, trailing only Sammy Baugh's full-season NFL record [51.4 yards per punt in 1940] and Baugh's 1941 and 1942 campaigns [48.7 and 48.2]. Way became the first member of the Redskins to lead the NFL in punting for a season since Sam Baker in 1958 [45.4].

REDSKINS TO LEAD NFL IN PUNTING SINCE 1939:

Player	Season	Avg.
Tress Way	2014	47.5
Sam Baker	1958	45.4
Sammy Baugh	1945	43.3
Sammy Baugh	1943	45.9
Sammy Baugh	1942	48.2
Sammy Baugh	1941	48.7
Sammy Baugh	1940	51.4

While Way's left leg has been on display, the Redskins gave their third-year punter a chance to show off his right arm in Week 3 of the 2016 season. Locked in a tight, divisional road game against the New York Giants, Way threw a perfect spiral to cornerback Quinton Dunbar for a 31-yard gain on a fake punt. The fake punt was the Redskins' first successful fake kick of any kind since Week 10 of the 2009 season vs. Denver, when punter Hunter Smith connected with fullback Mike Sellers for a 35-yard touchdown.

In 2017 and throughout his career, Way has waged his field position war by dropping punts inside the 20 with regularity.

PUNTS DOWNED INSIDE THE 20 [SINGLE SEASON, REDSKINS SINCE 1976]:

Player	Season	No.
1t. Tress Way	2017	33
1t. Matt Turk	1998	33
3. Matt Turk	1997	32
4. Tom Tupa	2004	30
5t. Mike Bragg	1977	29
5t. Jeff Hayes	1983	29
5t. Matt Turk	1995	29
8. Sav Rocca	2011	28
9t. Bryan Barker	2001	27
9t. Derrick Frost	2006	27

PUNTS DOWNED INSIDE THE 20 [CAREER, REDSKINS SINCE 1976]:

Player	Years	No.
1. Matt Turk	1995-99 [5]	134
2. Tress Way	2014-17 [4]	91
3. Mike Bragg	1968-79 [12]	79*
4. Sav Rocca	2011-13 [3]	76
5. Derrick Frost	2005-07 [3]	73

* Stat not tracked until 1976

ROSTERS/DEPTH

2018 WASHINGTON REDSKINS ROSTER (ALPHABETICAL)
as of August 5, 2018

NO.	LAST	FIRST	POS	HT	WT	D.O.B.	AGE	EXP.	COLLEGE	HS HOMETOWN	HOW ACQ.
34	R Alexander	Adonis	CB	6-3	197	11/7/1996	21	R	Virginia Tech	Charlotte, N.C.	SD6-'18
93	Allen	Jonathan	DL	6-3	294	1/16/1995	23	2	Alabama	Ashburn, Va.	D1-'17
52	Anderson	Ryan	LB	6-2	253	8/12/1994	23	2	Alabama	Daphne, Ala.	D2-'17
30	Apke	Troy	S	6-1	200	4/11/1995	23	R	Penn State	Pittsburgh, Pa.	D4-'18
63	R Barnes Sr.	Tavaris	DL	6-4	291	11/2/1991	26	3	Clemson	Jacksonville, Fla.	FA-'17
66	Bergstrom	Tony	OL	6-5	310	8/6/1986	32	7	Utah	Salt Lake City, Utah	FA-'17
35	W Bibbs	Kapri	RB	5-11	203	1/10/1993	25	3	Colorado State	Plainfield, Ill.	FA-'17
41	R Blanding	Quin	S	6-2	207	5/1/1996	22	R	Virginia	Virginia Beach, Va.	CFA-'18
53	Brown	Zach	LB	6-1	250	10/23/1989	28	7	North Carolina	Columbia, Md.	UFA (BUF)-'17
22	W Carter	Martez	RB	5-7	195	3/8/1993	25	R	Grambling State	Monroe, La.	CFA-'18
68	Catalina	Tyler	G	6-6	315	1/24/1993	25	2	Georgia	Holden, Mass.	CFA-'17
72	W Christian Sr.	Geron	T	6-5	302	9/10/1996	21	R	Louisville	Ocala, Fla.	D3-'18
69	Clemmings	T.J.	T	6-5	310	11/18/1991	26	4	Pittsburgh	Paterson, N.J.	W (MIN)-'17
15	Cobbs Jr.	Simmie	WR	6-3	220	8/25/1995	22	R	Indiana	Oak Park, Ill.	CFA-'18
80	Crowder	Jamison	WR	5-9	177	6/17/1993	25	4	Duke	Monroe, N.C.	D4a-'15
19	Davis	Robert	WR	6-3	212	4/2/1995	23	1	Georgia State	Warner Robins, Ga.	D6b-'17
85	Davis	Vernon	TE	6-3	244	1/31/1984	34	13	Maryland	Washington, D.C.	UFA (DEN)-'16
48	Diggs	Vontae	LB	6-2	230	11/7/1995	22	R	Connecticut	Downers Grove, Ill.	CFA-'18
18	Doctson	Josh	WR	6-2	202	12/3/1992	25	3	TCU	Mansfield, Texas	D1-'16
23	Dunbar	Quinton	CB	6-2	197	7/22/1992	26	4	Florida	Miami, Fla.	CFA-'15
55	W Dunn	Casey	C	6-4	300	10/11/1994	23	R	Auburn	Trussville, Ala.	CFA-'18
22	Everett	Deshazor	S	6-0	195	2/22/1992	26	4	Texas A&M	DeRidder, La.	FA-'15
58	Fernandez	Jerod	LB	6-0	220	5/26/1994	24	R	North Carolina State	Lake Mary, Fla.	CFA-'18
16	Fields	Shay	WR	5-11	193	6/22/1996	22	R	Colorado	Bellflower, Calif.	CFA-'18
41	W Flanagan	Matt	TE	6-6	260	3/26/1995	23	R	Pittsburgh	Mendham, N.J.	CFA-'18
54	Foster	Mason	LB	6-1	250	3/1/1989	29	8	Washington	Seaside, Calif.	FA-'15
82	Garner	Manasseh	TE	6-2	240	3/11/1992	26	1	Pittsburgh	Pittsburgh, Pa.	FA-'17
29	Guice	Derrius	RB	5-11	225	6/21/1997	21	R	LSU	Baton Rouge, La.	D2-'18
51	Hamilton	Shaun Dion	LB	6-0	235	9/11/1995	22	R	Alabama	Montgomery, Ala.	D6-'18
13	Harris	Maurice	WR	6-3	200	11/11/1992	25	3	California	Greensboro, N.C.	CFA-'16
40	Harvey-Clemons	Josh	LB	6-4	230	2/20/1994	24	2	Louisville	Valdosta, Ga.	D7a-'17
8	Hogan	Kevin	QB	6-3	218	10/20/1992	25	3	Stanford	Washington, D.C.	T (CLE)-'18
90	Hood	Ziggy	DL	6-3	305	2/16/1987	31	10	Missouri	Amarillo, Texas	FA-'16
3	Hopkins	Dustin	K	6-2	203	10/1/1990	27	5	Florida State	Houston, Texas	FA-'15
46	Hudson	Garrett	TE	6-4	245	1/24/1995	23	R	Richmond	Wake Forest, N.C.	CFA-'18
98	Ioannidis	Matt	DL	6-3	305	1/11/1994	24	3	Temple	Flemington, N.J.	D5-'16
47	Iworah	Prince Charles	DB	5-11	193	3/11/1993	25	2	Western Kentucky	Nashville, Tenn.	D7-'16
78	W Jefferson	Cameron	OL	6-5	325	5/2/1992	26	1	Arkansas	Las Vegas, Nev.	FA-'17
20	R Johnsn	Danny	CB	5-9	181	11/17/1995	22	R	Southern	Jackson, La.	CFA-'18
67	Kalis	Kyle	G	6-4	310	12/21/1993	24	2	Michigan	Lakewood, Ohio	CFA-'17
20	W Kelley	Rob	RB	6-0	229	10/3/1992	25	3	Tulane	New Orleans, La.	CFA-'16
91	Kerrigan	Ryan	LB	6-4	259	8/16/1988	29	8	Purdue	Muncie, Ind.	D1-'11
84	Kidsy	Darvin	WR	6-0	180	3/19/1995	23	R	Texas Southern	Missouri City, Texas	CFA-'18
63	W Kling	John	OL	6-8	330	7/9/1993	25	1	Buffalo	Depew, N.Y.	FA-'17
39	Ladler	Kenny	DB	6-1	200	6/23/1992	26	2	Vanderbilt	Stone Mountain, Ga.	FA-'18
72	R Lanier II	Anthony	DL	6-6	285	5/8/1993	25	3	Alabama A&M	Savannah, Ga.	CFA-'16
77	Lauvao	Shawn	G	6-3	308	10/26/1987	30	9	Arizona State	Honolulu, Hawaii	UFA (CLE)-'14
34	Marshall	Byron	RB	5-9	225	2/13/1994	24	2	Oregon	San Jose, Calif.	PS (PHI)-'17
59	McCalister	Alex	LB	6-6	240	10/17/1993	24	2	Florida	Clemmons, N.C.	FA-'17
12	McCoy	Colt	QB	6-1	210	9/5/1986	31	9	Texas	Tuscola, Texas	UFA (SF)-'14
96	McPhee	Pernell	LB	6-3	265	12/17/1988	29	8	Mississippi State	Pahokee, Fla.	FA-'18
31	Moreau	Fabian	CB	6-0	200	4/9/1994	24	2	UCLA	Davie, Fla.	D3-'17
76	Moses	Morgan	T	6-6	335	3/3/1991	27	5	Virginia	North Chesterfield, Va.	D3a-'14
35	R Nicholson	Montae	S	6-2	215	12/4/1995	22	2	Michigan State	Monroeville, Pa.	D4b-'17
55	R Nicolas	Dadi	LB	6-3	239	9/29/1992	25	3	Virginia Tech	Delray Beach, Fla.	FA-'18
24	Norman	Josh	CB	6-0	200	12/15/1987	30	7	Coastal Carolina	Greenwood, S.C.	UFA (CAR)-'16
79	Nsekhe	Ty	T	6-8	330	10/27/1985	32	4	Texas State	Arlington, Texas	FA-'15
61	Parris	Timon	T	6-6	315	9/1/1995	22	R	Stony Brook	Floral Park, N.Y.	CFA-'18
95	Payne	Daron	DL	6-3	319	5/27/1997	21	R	Alabama	Irondale, Ala.	D1-'18
32	Perine	Samaje	RB	5-11	233	9/16/1995	22	2	Oklahoma	Pflugerville, Texas	D4a-'17
78	R Pipkins	Ondre	DL	6-3	315	2/25/1994	24	1	Texas Tech	Kansas City, Mo.	CFA-'17
83	Quick	Brian	WR	6-3	215	6/5/1989	29	7	Appalachian State	Columbia, S.C.	UFA (LAR)-'17
14	Quinn	Trey	WR	6-0	200	12/7/1995	22	R	SMU	Lake Charles, La.	D7b-'18
86	Reed	Jordan	TE	6-2	245	7/3/1990	28	6	Florida	New London, Conn.	D3-'13
74	Rhaney	Demetrius	C	6-2	305	6/22/1992	26	5	Tennessee State	Fort Lauderdale, Fla.	FA-'17
10	Richardson Jr.	Paul	WR	6-0	180	4/13/1992	26	5	Colorado	Gardena, Calif.	UFA (SEA)-'18
45	Robertson	Pete	LB	6-2	248	12/2/1992	25	1	Texas Tech	Longview, Texas	FA-'17
73	Roullier	Chase	C	6-4	310	8/23/1993	24	2	Wyoming	Burnsville, Minn.	D6a-'17
26	Scandrick	Orlando	CB	5-10	196	2/10/1987	31	11	Boise State	Los Alamitos, Calif.	FA-'18
75	Scherff	Brandon	G	6-5	315	12/26/1991	26	4	Iowa	Denison, Iowa	D1-'15
97	Settle	Tim	DL	6-3	328	7/11/1997	21	R	Virginia Tech	Manassas, Va.	D5-'18
89	Sims	Cam	WR	6-5	214	1/6/1996	22	R	Alabama	Monroe, La.	CFA-'18
11	Smith	Alex	QB	6-4	213	5/7/1984	34	14	Utah	La Mesa, Calif.	T (KC)-'18
94	Smith	Preston	LB	6-5	265	11/17/1992	25	4	Mississippi State	Stone Mountain, Ga.	D2-'15
37	Smithson	Fish	S	5-11	196	3/18/1994	24	1	Kansas	Salt Lake City, Utah	CFA-'17
50	Spaight	Martrell	LB	6-0	243	8/5/1993	25	4	Arkansas	Little Rock, Ark.	D5-'15
87	Sprinkle	Jeremy	TE	6-5	252	8/10/1994	23	2	Arkansas	White Hall, Ark.	D5-'17
25	R Stroman	Greg	CB	5-11	180	3/8/1996	22	R	Virginia Tech	Manassas, Va.	D7a-'18
57	Sundberg	Nick	LS	6-0	256	7/29/1987	31	9	California	Phoenix, Ariz.	FA-'10
36	Swearinger Sr.	D.J.	S	5-10	205	9/1/1991	26	6	South Carolina	Greenwood, S.C.	UFA (ARI)-'17
99	Taylor Sr.	Phil	DL	6-3	320	4/7/1988	30	5	Baylor	Brandywine, Md.	FA-'17
32	R Texada	Ranthony	CB	5-10	175	5/16/1995	23	R	TCU	Frisco, Texas	CFA-'18
25	W Thompson	Chris	RB	5-8	195	10/20/1990	27	5	Florida State	Madison, Fla.	D5a-'13
56	Vigil	Zach	LB	6-2	238	3/28/1991	27	4	Utah State	Clearfield, Utah	W (MIA)-'16
5	Way	Tress	P	6-1	216	4/18/1990	28	5	Oklahoma	Tulsa, Okla.	W (CHI)-'14
38	W Wellman	Elijah	FB	6-2	243	9/20/1994	23	R	West Virginia	Huntington, W.Va.	CFA-'18
60	Williams	Isaiah	G	6-3	306	5/5/1993	25	1	Akron	Cleveland, Ohio	CFA-'16
71	Williams	Trent	T	6-5	320	7/19/1988	30	9	Oklahoma	Longview, Texas	D1-'10

RESERVE/INJURED											
	Kouandjio	Arie	G	6-5	316	4/23/1992	26	4	Alabama	Hyattsville, Md.	D4b-'15

PHYSICALLY UNABLE TO PERFORM											
	McGee	Stacy	DL	6-3	339	1/17/1990	28	6	Oklahoma	Muskogee, Okla.	UFA (OAK)-'17

NON-FOOTBALL INJURY											
	Holsey	Joshua	CB	5-11	195	6/25/1994	24	2	Auburn	Fairburn, Ga.	D7b-'17

Key: UFA - unrestricted free agent | FA - free agent | RFA - restricted free agent | CFA - college free agent | T - trade | W - waivers | D - draft | SD - supplemental draft | PS - signed from practice squad

Head Coach: Jay Gruden

Assistant Coaches: Bill Callahan (Assistant Head Coach/Offensive Line), Matt Cavanaugh (Offensive Coordinator), Ben Kotwica (Special Teams Coordinator), Greg Manusky (Defensive Coordinator), Kevin O'Connell (Passing Game Coordinator), Chad Englehart (Strength & Conditioning), Torrian Gray (Defensive Backs), Chad Grimm (Outside Linebackers), Ike Hilliard (Wide Receivers), Randy Jordan (Running Backs), Paul Kelly (Director of Football Operations), Cannon Matthews (Defensive Quality Control), Bret Munsey (Asst. Special Teams), Kavan Latham (Asst. Strength & Conditioning), Chris O'Hara (Offensive Quality Control), Kirk Olivadotti (Inside Linebackers), Wes Phillips (Tight Ends), Phil Rauscher (Asst. Offensive Line), Jake Sankal (Asst. Strength & Conditioning/Nutritionist), James Rowe (Asst. Defensive Backs), Jim Tomsula (Defensive Line)

2018 WASHINGTON REDSKINS ROSTER (NUMERICAL)
as of August 5, 2018

NO.	FIRST	LAST	POS	HT	WT	D.O.B.	AGE	EXP.	COLLEGE	HS HOMETOWN	HOW ACQ.
3	Dustin	Hopkins	K	6-2	203	10/1/1990	27	5	Florida State	Houston, Texas	FA-'15
5	Tress	Way	P	6-1	216	4/18/1990	28	5	Oklahoma	Tulsa, Okla.	W (CHI)-'14
8	Kevin	Hogan	QB	6-3	218	10/20/1992	25	3	Stanford	Washington, D.C.	T (CLE)-'18
10	Paul	Richardson Jr.	WR	6-0	180	4/13/1992	26	5	Colorado	Gardena, Calif.	UFA (SEA)-'18
11	Alex	Smith	QB	6-4	213	5/7/1984	34	14	Utah	La Mesa, Calif.	T (KC)-'18
12	Colt	McCoy	QB	6-1	210	9/5/1986	31	9	Texas	Tuscola, Texas	UFA (SF)-'14
13	Maurice	Harris	WR	6-3	200	11/11/1992	25	3	California	Greensboro, N.C.	CFA-'16
14	Trey	Quinn	WR	6-0	200	12/7/1995	22	R	SMU	Lake Charles, La.	D7b-'18
15	Simmie	Cobbs Jr.	WR	6-3	220	8/25/1995	22	R	Indiana	Oak Park, Ill.	CFA-'18
16	Shay	Fields	WR	5-11	193	6/22/1996	22	R	Colorado	Bellflower, Calif.	CFA-'18
18	Josh	Doctson	WR	6-2	202	12/3/1992	25	3	TCU	Mansfield, Texas	D1-'16
19	Robert	Davis	WR	6-3	212	4/2/1995	23	1	Georgia State	Warner Robins, Ga.	D6b-'17
20	W Rob	Kelley	RB	6-0	229	10/3/1992	25	3	Tulane	New Orleans, La.	CFA-'16
20	R Danny	Johnson	CB	5-9	181	11/17/1995	22	R	Southern	Jackson, La.	CFA-'18
22	R Deshazor	Everett	S	6-0	195	2/22/1992	26	4	Texas A&M	DeRidder, La.	FA-'15
22	W Martez	Carter	RB	5-7	195	3/8/1993	25	R	Grambling State	Monroe, La.	CFA-'18
23	Quinton	Dunbar	CB	6-2	197	7/22/1992	26	4	Florida	Miami, Fla.	CFA-'15
24	Josh	Norman	CB	6-0	200	12/15/1987	30	7	Coastal Carolina	Greenwood, S.C.	UFA (CAR)-'16
25	W Chris	Thompson	RB	5-8	195	10/20/1990	27	5	Florida State	Madison, Fla.	D5a-'13
25	R Greg	Stroman	CB	5-11	180	3/8/1996	22	R	Virginia Tech	Manassas, Va.	D7a-'18
26	Orlando	Scandrick	CB	5-10	196	2/10/1987	31	11	Boise State	Los Alamitos, Calif.	FA-'18
29	Derrius	Guice	RB	5-11	225	6/21/1997	21	R	LSU	Baton Rouge, La.	D2-'18
30	Troy	Apke	S	6-1	200	4/11/1995	23	R	Penn State	Pittsburgh, Pa.	D4-'18
31	Fabian	Moreau	CB	6-0	200	4/9/1994	24	2	UCLA	Davie, Fla.	D3-'17
32	R Ranthony	Texada	CB	5-10	175	5/16/1995	23	R	TCU	Frisco, Texas	CFA-'18
32	W Samaje	Perine	RB	5-11	233	9/16/1995	22	2	Oklahoma	Pflugerville, Texas	D4a-'17
34	W Byron	Marshall	RB	5-9	225	2/13/1994	24	2	Oregon	San Jose, Calif.	PS (PHI)-'17
34	R Adonis	Alexander	CB	6-3	197	11/7/1996	21	R	Virginia Tech	Charlotte, N.C.	SD6-'18
35	W Kapri	Bibbs	RB	5-11	203	1/10/1993	25	3	Colorado State	Plainfield, Ill.	FA-'17
35	R Montae	Nicholson	S	6-2	215	12/4/1995	22	2	Michigan State	Monroeville, Pa.	D4b-'17
36	D.J.	Swearinger Sr.	S	5-10	205	9/1/1991	26	6	South Carolina	Greenwood, S.C.	UFA (ARI)-'17
37	Fish	Smithson	S	5-11	196	3/18/1994	24	1	Kansas	Salt Lake City, Utah	CFA-'17
38	Elijah	Wellman	FB	6-2	243	9/20/1994	23	R	West Virginia	Huntington, W.Va.	CFA-'18
39	Kenny	Ladler	DB	6-1	200	6/23/1992	26	2	Vanderbilt	Stone Mountain, Ga.	FA-'18
40	Josh	Harvey-Clemons	LB	6-4	230	2/20/1994	24	2	Louisville	Valdosta, Ga.	D7a-'17
41	W Matt	Flanagan	TE	6-6	260	3/26/1995	23	R	Pittsburgh	Mendham, N.J.	CFA-'18
41	R Quin	Blanding	S	6-2	207	5/1/1996	22	R	Virginia	Virginia Beach, Va.	CFA-'18
45	Pete	Robertson	LB	6-2	248	12/2/1992	25	1	Texas Tech	Longview, Texas	FA-'17
46	Garrett	Hudson	TE	6-4	245	1/24/1995	23	R	Richmond	Wake Forest, N.C.	CFA-'18
47	Prince Charles	Iworah	DB	5-11	193	3/11/1993	25	2	Western Kentucky	Nashville, Tenn.	D7-'16
48	Vontae	Diggs	LB	6-2	230	11/7/1995	22	R	Connecticut	Downers Grove, Ill.	CFA-'18
50	Martrell	Spaight	LB	6-0	243	8/5/1993	25	4	Arkansas	Little Rock, Ark.	D5-'15
51	Shaun Dion	Hamilton	LB	6-0	235	9/11/1995	22	R	Alabama	Montgomery, Ala.	D6-'18
52	Ryan	Anderson	LB	6-2	253	8/12/1994	23	2	Alabama	Daphne, Ala.	D2-'17
53	Zach	Brown	LB	6-1	250	10/23/1989	28	7	North Carolina	Columbia, Md.	UFA (BUF)-'17
54	Mason	Foster	LB	6-1	250	3/1/1989	29	8	Washington	Seaside, Calif.	FA-'15
55	R Dadi	Nicolas	LB	6-3	239	9/29/1992	25	3	Virginia Tech	Delray Beach, Fla.	FA-'18
55	W Casey	Dunn	C	6-4	300	10/11/1994	23	R	Auburn	Trussville, Ala.	CFA-'18
56	Zach	Vigil	LB	6-2	238	3/28/1991	27	4	Utah State	Clearfield, Utah	W (MIA)-'16
57	Nick	Sundberg	LS	6-0	256	7/29/1987	31	9	California	Phoenix, Ariz.	FA-'10
58	Jerod	Fernandez	LB	6-0	220	5/26/1994	24	R	North Carolina State	Lake Mary, Fla.	CFA-'18
59	Alex	McCalister	LB	6-6	240	10/17/1993	24	2	Florida	Clemmons, N.C.	FA-'17
60	Isaiah	Williams	G	6-3	306	5/5/1993	25	1	Akron	Cleveland, Ohio	CFA-'16
61	Timon	Parris	T	6-6	315	9/1/1995	22	R	Stony Brook	Floral Park, N.Y.	CFA-'18
63	R Tavaris	Barnes Sr.	DL	6-4	291	11/2/1991	26	3	Clemson	Jacksonville, Fla.	FA-'17
63	W John	Kling	OL	6-8	330	7/9/1993	25	1	Buffalo	Depew, N.Y.	FA-'17
66	Tony	Bergstrom	OL	6-5	310	8/6/1986	32	7	Utah	Salt Lake City, Utah	FA-'17
67	Kyle	Kalis	G	6-4	310	12/21/1993	24	2	Michigan	Lakewood, Ohio	CFA-'17
68	Tyler	Catalina	G	6-6	315	1/24/1993	25	2	Georgia	Holden, Mass.	CFA-'17
69	T.J.	Clemmings	T	6-5	310	11/18/1991	26	4	Pittsburgh	Paterson, N.J.	W (MIN)-'17
71	Trent	Williams	T	6-5	320	7/19/1988	30	9	Oklahoma	Longview, Texas	D1-'10
72	R Anthony	Lanier II	DL	6-6	285	5/8/1993	25	3	Alabama A&M	Savannah, Ga.	CFA-'16
72	W Geron	Christian Sr.	T	6-5	302	9/10/1996	21	R	Louisville	Ocala, Fla.	D3-'18
73	Chase	Roullier	C	6-4	310	8/23/1993	24	2	Wyoming	Burnsville, Minn.	D6a-'17
74	Demetrius	Rhaney	C	6-2	305	6/22/1992	26	5	Tennessee State	Fort Lauderdale, Fla.	FA-'17
75	Brandon	Scherff	G	6-5	315	12/26/1991	26	4	Iowa	Denison, Iowa	D1-'15
76	Morgan	Moses	T	6-6	335	3/3/1991	27	5	Virginia	North Chesterfield, Va.	D3a-'14
77	Shawn	Lauvao	G	6-3	308	10/26/1987	30	9	Arizona State	Honolulu, Hawaii	UFA (CLE)-'14
78	W Cameron	Jefferson	OL	6-5	325	5/2/1992	26	1	Arkansas	Las Vegas, Nev.	FA-'17
78	R Ondre	Pipkins	DL	6-3	315	2/25/1994	24	1	Texas Tech	Kansas City, Mo.	CFA-'17
79	Ty	Nsekhe	T	6-8	330	10/27/1985	32	4	Texas State	Arlington, Texas	FA-'15
80	Jamison	Crowder	WR	5-9	177	6/17/1993	25	4	Duke	Monroe, N.C.	D4a-'15
82	Manasseh	Garner	TE	6-2	240	3/11/1992	26	1	Pittsburgh	Pittsburgh, Pa.	FA-'17
83	Brian	Quick	WR	6-3	215	6/5/1989	29	7	Appalachian State	Columbia, S.C.	UFA (LAR)-'17
84	Darvin	Kidsy	WR	6-0	180	3/19/1995	23	R	Texas Southern	Missouri City, Texas	CFA-'18
85	Vernon	Davis	TE	6-3	244	1/31/1984	34	13	Maryland	Washington, D.C.	UFA (DEN)-'16
86	Jordan	Reed	TE	6-2	245	7/3/1990	28	6	Florida	New London, Conn.	D3-'13
87	Jeremy	Sprinkle	TE	6-5	252	8/10/1994	23	2	Arkansas	White Hall, Ark.	D5-'17
89	Cam	Sims	WR	6-5	214	1/6/1996	22	R	Alabama	Monroe, La.	CFA-'18
90	Ziggy	Hood	DL	6-3	305	2/16/1987	31	10	Missouri	Amarillo, Texas	FA-'16
91	Ryan	Kerrigan	LB	6-4	259	8/16/1988	29	8	Purdue	Muncie, Ind.	D1-'11
93	Jonathan	Allen	DL	6-3	294	1/16/1995	23	2	Alabama	Ashburn, Va.	D1-'17
94	Preston	Smith	LB	6-5	265	11/17/1992	25	4	Mississippi State	Stone Mountain, Ga.	D2-'15
95	Daron	Payne	DL	6-3	319	5/27/1997	21	R	Alabama	Irondale, Ala.	D1-'18
96	Pernell	McPhee	LB	6-3	265	12/17/1988	29	8	Mississippi State	Pahokee, Fla.	FA-'18
97	Tim	Settle	DL	6-3	328	7/11/1997	21	R	Virginia Tech	Manassas, Va.	D5-'18
98	Matt	Ioannidis	DL	6-3	305	1/11/1994	24	3	Temple	Flemington, N.J.	D5-'16
99	Phil	Taylor Sr.	DL	6-3	320	4/7/1988	30	5	Baylor	Brandywine, Md.	FA-'17

RESERVE/INJURED											
	Arie	Kouandjio	G	6-5	316	4/23/1992	26	4	Alabama	Hyattsville, Md.	D4b-'15

PHYSICALLY UNABLE TO PERFORM											
	Stacy	McGee	DL	6-3	339	1/17/1990	28	6	Oklahoma	Muskogee, Okla.	UFA (OAK)-'17

NON-FOOTBALL INJURY											
	Joshua	Holsey	CB	5-11	195	6/25/1994	24	2	Auburn	Fairburn, Ga.	D7b-'17

Key: UFA - unrestricted free agent | FA - free agent | RFA - restricted free agent | CFA - college free agent | T - trade | W - waivers | D - draft | SD - supplemental draft | PS - signed from practice squad

Head Coach: Jay Gruden

Assistant Coaches: Bill Callahan (Assistant Head Coach/Offensive Line), Matt Cavanaugh (Offensive Coordinator), Ben Kotwica (Special Teams Coordinator), Greg Manusky (Defensive Coordinator), Kevin O'Connell (Passing Game Coordinator), Chad Englehart (Strength & Conditioning), Torrian Gray (Defensive Backs), Chad Grimm (Outside Linebackers), Ike Hilliard (Wide Receivers), Randy Jordan (Running Backs), Paul Kelly (Director of Football Operations), Cannon Matthews (Defensive Quality Control), Bret Munsey (Asst. Special Teams), Kavan Latham (Asst. Strength & Conditioning), Chris O'Hara (Offensive Quality Control), Kirk Olivadotti (Inside Linebackers), Wes Phillips (Tight Ends), Phil Rauscher (Asst. Offensive Line), Jake Sankal (Asst. Strength & Conditioning/Nutritionist), James Rowe (Asst. Defensive Backs), Jim Tomsula (Defensive Line)

2018 WASHINGTON REDSKINS ROSTER (POSITIONAL)
as of August 5, 2018

NO.	FIRST	LAST	POS	HT	WT	D.O.B.	AGE	EXP.	COLLEGE	HS HOMETOWN	HOW ACQ.
QUARTERBACKS (3)											
8	Kevin	Hogan	QB	6-3	218	10/20/1992	25	3	Stanford	Washington, D.C.	T (CLE)-'18
11	Alex	Smith	QB	6-4	213	5/7/1984	34	14	Utah	La Mesa, Calif.	T (KC)-'18
12	Colt	McCoy	QB	6-1	210	9/5/1986	31	9	Texas	Tuscola, Texas	UFA (SF)-'14
RUNNING BACKS (8)											
20	W Rob	Kelley	RB	6-0	229	10/3/1992	25	3	Tulane	New Orleans, La.	CFA-'16
22	W Martez	Carter	RB	5-7	195	3/8/1993	25	R	Grambling State	Monroe, La.	CFA-'18
25	W Chris	Thompson	RB	5-8	195	10/20/1990	27	5	Florida State	Madison, Fla.	D5a-'13
29		Derrius	RB	5-11	225	6/21/1997	21	R	LSU	Baton Rouge, La.	D2-'18
32	W Samaje	Perine	RB	5-11	233	9/16/1995	22	2	Oklahoma	Pflugerville, Texas	D4a-'17
34		Byron	RB	5-9	225	2/13/1994	24	2	Oregon	San Jose, Calif.	PS (PHI)-'17
35	W Kapri	Bibbs	RB	5-11	203	1/10/1993	25	3	Colorado State	Plainfield, Ill.	FA-'17
38		Elijah	FB	6-2	243	9/20/1994	23	R	West Virginia	Huntington, W. Va.	CFA-'18
WIDE RECEIVERS (11)											
10		Paul	WR	6-0	180	4/13/1992	26	5	Colorado	Gardena, Calif.	UFA (SEA)-'18
13		Maurice	WR	6-3	200	11/11/1992	25	3	California	Greensboro, N.C.	CFA-'16
14		Trey	WR	6-0	200	12/7/1995	22	R	SMU	Lake Charles, La.	D7b-'18
15		Simmie	WR	6-3	220	8/25/1995	22	R	Indiana	Oak Park, Ill.	CFA-'18
16		Shay	WR	5-11	193	6/22/1996	22	R	Colorado	Bellflower, Calif.	CFA-'18
18		Josh	WR	6-2	202	12/3/1992	25	3	TCU	Mansfield, Texas	D1-'16
19		Robert	WR	6-3	212	4/2/1995	23	1	Georgia State	Warner Robins, Ga.	D6b-'17
80		Jamison	WR	5-9	177	6/17/1993	25	4	Duke	Monroe, N.C.	D4a-'15
83		Brian	WR	6-3	215	6/5/1989	29	7	Appalachian State	Columbia, S.C.	UFA (LAR)-'17
84		Darvin	WR	6-0	180	3/19/1995	23	R	Texas Southern	Missouri City, Texas	CFA-'18
89		Cam	WR	6-5	214	1/6/1996	22	R	Alabama	Monroe, La.	CFA-'18
TIGHT ENDS (6)											
41	W Matt	Flanagan	TE	6-6	260	3/26/1995	23	R	Pittsburgh	Mendham, N.J.	CFA-'18
46		Garrett	TE	6-4	245	1/24/1995	23	R	Richmond	Wake Forest, N.C.	CFA-'18
82		Manasseh	TE	6-2	240	3/11/1992	26	1	Pittsburgh	Pittsburgh, Pa.	FA-'17
85		Vernon	TE	6-3	244	1/31/1984	34	13	Maryland	Washington, D.C.	UFA (DEN)-'16
86		Jordan	TE	6-2	245	7/3/1990	28	6	Florida	New London, Conn.	D3-'13
87		Jeremy	TE	6-5	252	8/10/1994	23	2	Arkansas	White Hall, Ark.	D5-'17
OFFENSIVE LINEMEN (17)											
55	W Casey	Dunn	C	6-4	300	10/11/1994	23	R	Auburn	Trussville, Ala.	CFA-'18
60		Isaiah	G	6-3	306	5/5/1993	25	1	Akron	Cleveland, Ohio	CFA-'16
61		Timon	T	6-6	315	9/1/1995	22	R	Stony Brook	Floral Park, N.Y.	CFA-'18
63	W John	Kling	OL	6-8	330	7/9/1993	25	1	Buffalo	Depew, N.Y.	FA-'17
66		Tony	OL	6-5	310	8/6/1986	32	7	Utah	Salt Lake City, Utah	FA-'17
67		Kyle	G	6-4	310	12/21/1993	24	2	Michigan	Lakewood, Ohio	CFA-'17
68		Tyler	G	6-6	315	1/24/1993	25	2	Georgia	Holden, Mass.	CFA-'17
69		T.J.	T	6-5	310	11/18/1991	26	4	Pittsburgh	Paterson, N.J.	W (MIN)-'17
71		Trent	T	6-5	320	7/19/1988	30	9	Oklahoma	Longview, Texas	D1-'10
72	W Geron	Christian Sr.	T	6-5	302	9/10/1996	21	R	Louisville	Ocala, Fla.	D3-'18
73		Chase	C	6-4	310	8/23/1993	24	2	Wyoming	Burnsville, Minn.	D6a-'17
74		Demetrius	C	6-2	305	6/22/1992	26	5	Tennessee State	Fort Lauderdale, Fla.	FA-'17
75		Brandon	G	6-5	315	12/26/1991	26	4	Iowa	Denison, Iowa	D1-'15
76		Morgan	T	6-6	335	3/3/1991	27	5	Virginia	North Chesterfield, Va.	D3a-'14
77		Shawn	G	6-3	308	10/26/1987	30	9	Arizona State	Honolulu, Hawaii	UFA (CLE)-'14
78	W Cameron	Jefferson	OL	6-5	325	5/2/1992	26	1	Arkansas	Las Vegas, Nev.	FA-'17
79		Ty	T	6-8	330	10/27/1985	32	4	Texas State	Arlington, Texas	FA-'15
DEFENSIVE LINEMEN (9)											
63	R Tavaris	Barnes Sr.	DL	6-4	291	11/2/1991	26	3	Clemson	Jacksonville, Fla.	FA-'17
72	R Anthony	Lanier II	DL	6-6	285	5/8/1993	25	3	Alabama A&M	Savannah, Ga.	CFA-'16
78	R Ondre	Pipkins	DL	6-3	315	2/25/1994	24	1	Texas Tech	Kansas City, Mo.	CFA-'17
90		Ziggy	DL	6-3	305	2/16/1987	31	10	Missouri	Amarillo, Texas	FA-'16
93		Jonathan	DL	6-3	294	1/16/1995	23	2	Alabama	Ashburn, Va.	D1-'17
95		Daron	DL	6-3	319	5/27/1997	21	R	Alabama	Irondale, Ala.	D1-'18
97		Tim	DL	6-3	328	7/11/1997	21	R	Virginia Tech	Manassas, Va.	D5-'18
98		Matt	DL	6-3	305	1/11/1994	24	3	Temple	Flemington, N.J.	D5-'16
99		Phil	DL	6-3	320	4/7/1988	30	5	Baylor	Brandywine, Md.	FA-'17
LINEBACKERS (15)											
40		Josh	LB	6-4	230	2/20/1994	24	2	Louisville	Valdosta, Ga.	D7a-'17
45		Pete	LB	6-2	248	12/2/1992	25	1	Texas Tech	Longview, Texas	FA-'17
48		Vontae	LB	6-2	230	11/7/1995	22	R	Connecticut	Downers Grove, Ill.	CFA-'18
50		Martrell	LB	6-0	243	8/5/1993	25	4	Arkansas	Little Rock, Ark.	D5-'15
51		Shaun Dion	LB	6-0	235	9/11/1995	22	R	Alabama	Montgomery, Ala.	D6-'18
52		Ryan	LB	6-2	253	8/12/1994	23	2	Alabama	Daphne, Ala.	D2-'17
53		Zach	LB	6-1	250	10/23/1989	28	7	North Carolina	Columbia, Md.	UFA (BUF)-'17
54		Mason	LB	6-1	250	3/1/1989	29	8	Washington	Seaside, Calif.	FA-'15
55		Dadi	LB	6-3	239	9/29/1992	25	3	Virginia Tech	Delray Beach, Fla.	FA-'18
56		Zach	LB	6-2	238	3/28/1991	27	4	Utah State	Clearfield, Utah	W (MIA)-'16
58		Jerod	LB	6-0	220	5/26/1994	24	R	North Carolina State	Lake Mary, Fla.	CFA-'18
59		Alex	LB	6-6	240	10/17/1993	24	2	Florida	Clemmons, N.C.	FA-'17
91		Ryan	LB	6-4	259	8/16/1988	29	8	Purdue	Muncie, Ind.	D1-'11
94		Preston	LB	6-5	265	11/17/1992	25	4	Mississippi State	Stone Mountain, Ga.	D2-'15
96		Pernell	LB	6-3	265	12/17/1988	29	8	Mississippi State	Pahokee, Fla.	FA-'18
DEFENSIVE BACKS (16)											
20	R Danny	Johnson	CB	5-9	181	11/17/1995	22	R	Southern	Jackson, La.	CFA-'18
22	R Deshazor	Everett	S	6-0	195	2/22/1992	26	4	Texas A&M	DeRidder, La.	FA-'15
23		Quinton	CB	6-2	197	7/22/1992	26	4	Florida	Miami, Fla.	CFA-'15
24		Josh	CB	6-0	200	12/15/1987	30	7	Coastal Carolina	Greenwood, S.C.	UFA (CAR)-'16
25	R Greg	Stroman	CB	5-11	180	3/8/1996	22	R	Virginia Tech	Manassas, Va.	D7a-'18
26		Orlando	CB	5-10	196	2/10/1987	31	11	Boise State	Los Alamitos, Calif.	FA-'18
30		Troy	S	6-1	200	4/11/1995	23	R	Penn State	Pittsburgh, Pa.	D4-'18
31		Fabian	CB	6-0	200	4/9/1994	24	2	UCLA	Davie, Fla.	D3-'17
32	R Ranthony	Texada	CB	5-10	175	5/16/1995	23	R	TCU	Frisco, Texas	CFA-'18
34	R Adonis	Alexander	CB	6-3	197	11/7/1996	21	R	Virginia Tech	Charlotte, N.C.	SD6-'18
35	R Montae	Nicholson	S	6-2	215	12/4/1995	22	2	Michigan State	Monroeville, Pa.	D4b-'17
36		D.J.	S	5-10	205	9/1/1991	26	6	South Carolina	Greenwood, S.C.	UFA (ARI)-'17
37		Fish	S	5-11	196	3/18/1994	24	1	Kansas	Salt Lake City, Utah	CFA-'17
39	R Kenny	Ladler	DB	6-1	200	6/23/1992	26	2	Vanderbilt	Stone Mountain, Ga.	FA-'18
41	R Quin	Blanding	S	6-2	207	5/1/1996	22	R	Virginia	Virginia Beach, Va.	CFA-'18
47		Prince Charles	DB	5-11	193	3/11/1993	25	2	Western Kentucky	Nashville, Tenn.	D7-'16
SPECIALISTS (3)											
3		Dustin	K	6-2	203	10/1/1990	27	5	Florida State	Houston, Texas	FA-'15
5		Tress	P	6-1	216	4/18/1990	28	5	Oklahoma	Tulsa, Okla.	W (CHI)-'14
57		Nick	LS	6-0	256	7/29/1987	31	9	California	Phoenix, Ariz.	FA-'10

Head Coach: Jay Gruden

Assistant Coaches: Bill Callahan (Assistant Head Coach/Offensive Line), Matt Cavanaugh (Offensive Coordinator), Ben Kotwica (Special Teams Coordinator), Greg Manusky (Defensive Coordinator), Kevin O'Connell (Passing Game Coordinator), Chad Englehart (Strength & Conditioning), Torrian Gray (Defensive Backs), Chad Grimm (Outside Linebackers), Ike Hilliard (Wide Receivers), Randy Jordan (Running Backs), Paul Kelly (Director of Football Operations), Cannon Matthews (Defensive Quality Control), Bret Munsey (Asst. Special Teams), Kavan Latham (Asst. Strength & Conditioning), Chris O'Hara (Offensive Quality Control), Kirk Olivadotti (Inside Linebackers), Wes Phillips (Tight Ends), Phil Rauscher (Asst. Offensive Line), Jake Sankal (Asst. Strength & Conditioning/Nutritionist), James Rowe (Asst. Defensive Backs), Jim Tomsula (Defensive Line)

2018 WASHINGTON REDSKINS UNOFFICIAL DEPTH CHART
as of August 5, 2018

OFFENSE

WR	18 Josh Doctson	83 Brian Quick	<u>Simmie Cobbs Jr.</u>	
LT	71 Trent Williams	<u>72 Geron Christian Sr.</u>	68 T.J. Clemmings	
LG	77 Shawn Lauvao	67 Kyle Kalis	60 Isaiah Williams	
C	73 Chase Roullier	66 Tony Bergstrom	74 Demetrius Rhaney	<u>55 Casey Dunn</u>
RG	75 Brandon Scherff	68 Tyler Catalina	78 Cameron Jefferson	
RT	76 Morgan Moses	79 Ty Nsekhe	63 John Kling	<u>61 Timon Parris</u>
TE	86 Jordan Reed	85 Vernon Davis	87 Jeremy Sprinkle	82 Manasseh Garner
			<u>40 Matt Flanagan</u>	<u>46 Garrett Hudson</u>
WR	80 Jamison Crowder	13 Maurice Harris	<u>14 Trey Quinn</u>	<u>84 Darvin Kidsy</u>
WR	10 Paul Richardson, Jr.	19 Robert Davis	<u>89 Cam Sims</u>	<u>16 Shay Fields</u>
QB	11 Alex Smith	12 Colt McCoy	8 Kevin Hogan	
FB	<u>38 Elijah Wellman</u>			
RB	20 Rob Kelley	25 Chris Thompson	32 Samaje Perine	<u>29 Derrius Guice</u>
		35 Kapri Bibbs	34 Byron Marshall	<u>22 Martez Carter</u>

DEFENSE

DE	93 Jonathan Allen	90 Ziggy Hood	78 Ondre Pipkins	
NT	<u>95 Daron Payne</u>	<u>97 Tim Settle</u>	99 Phil Taylor Sr.	
DE	98 Matt Ioannidis	72 Anthony Lanier II	63 Tavaris Barnes Sr.	
SLB	94 Preston Smith	52 Ryan Anderson	45 Pete Robertson	<u>48 Vontae Diggs</u>
MLB	53 Zach Brown	56 Zach Vigil	40 Josh Harvey-Clemons	<u>58 Jerod Fernandez</u>
MLB	54 Mason Foster	50 Martrell Spaight	<u>51 Shaun Dion Hamilton</u>	
WLB	91 Ryan Kerrigan	96 Pernell McPhee	59 Alex McCalister	55 Dadi Nicolas
CB	23 Quinton Dunbar	31 Fabian Moreau	<u>20 Danny Johnson</u>	<u>32 Ranthony Texada</u>
CB	24 Josh Norman	26 Orlando Scandrick	<u>34 Adonis Alexander</u>	<u>25 Greg Stroman</u>
SS	35 Montae Nicholson	22 Deshaun Everett	<u>41 Quin Blanding</u>	47 Prince Charles Iworah
FS	36 D.J. Swearingen	<u>30 Troy Apke</u>	39 Kenny Ladler	37 Fish Smithson

SPECIAL TEAMS

P	5 Tress Way	
K	3 Dustin Hopkins	
H	5 Tress Way	
LS	57 Nick Sundberg	
KR	<u>25 Greg Stroman</u>	13 Maurice Harris
PR	80 Jamison Crowder	<u>14 Trey Quinn</u>

Rookies Bolded and Underlined

(Injured players in parentheses)

HOW THE 2018 REDSKINS WERE BUILT

as of August 5, 2018

YEAR	DRAFT/CFA	FREE AGENT	TRADE	WAIVERS	PRACTICE SQUAD
	53	31	2	3	1
2010	T Trent Williams (1)	LS Nick Sundberg			
2011	LB Ryan Kerrigan (1)				
2013	TE Jordan Reed (3)				
	RB Chris Thompson (5a)				
2014	T Morgan Moses (3a)	G Shawn Lauvao (UFA - CLE)		P Tress Way (CHI)	
		QB Colt McCoy (UFA - SF)			
2015	G Brandon Scherff (1)	S Deshazor Everett			
	LB Preston Smith (2)	K Dustin Hopkins			
	WR Jamison Crowder (4a)	T Ty Nsekhe			
	LB Martrell Spaight (5)				
	CB Quinton Dunbar (CFA)				
2016	WR Josh Doctson (1)	TE Vernon Davis (UFA - DEN)		LB Zach Vigil (MIA)	
	DL Matt Ioannidis (5)	LB Mason Foster			
	WR Maurice Harris (CFA)	DL Ziggy Hood			
	RB Rob Kelley (CFA)	CB Josh Norman (UFA - CAR)			
	DL Anthony Lanier II (CFA)				
	G Isaiah Williams (CFA)				
2017	DL Jonathan Allen (1)	DL Tavaris Barnes Sr.		T T.J. Clemmings (MIN)	RB Byron Marshall (PHI)
	LB Ryan Anderson (2)	OL Tony Bergstrom			
	CB Fabian Moreau (3)	RB Kapri Bibbs			
	RB Samaje Perine (4a)	LB Zach Brown (UFA - BUF)			
	S Montae Nicholson (4b)	TE Manasseh Garner			
	TE Jeremy Sprinkle (5)	DL Cameron Jefferson			
	C Chase Roullier (6a)	OL John Kling			
	WR Robert Davis (6b)	DL Stacy McGee (UFA - OAK)			
	LB Josh Harvey-Clemons (7a)	DL Ondre Pipkins			
	CB Joshua Holsey (7b)	WR Brian Quick (UFA - LAR)			
	G Tyler Catalina (CFA)	C Demetrius Rhaney			
	G Kyle Kalis (CFA)	LB Pete Robertson			
	S Fish Smithson (CFA)	S D.J. Swearinger Sr. (UFA - ARI)			
		DL Phil Taylor Sr.			
2018	DL Daron Payne (1)	DB Kenny Ladler	QB Kevin Hogan (CLE)		
	RB Derrius Guice (2)	LB Alex McCalister	QB Alex Smith (KC)		
	T Geron Christian Sr. (3)	LB Pernell McPhee			
	S Troy Apke (4)	WR Paul Richardson Jr. (UFA - SEA)			
	DL Tim Settle (5)	CB Orlando Scandrick			
	LB Shaun Dion Hamilton (6)	DB Prince Charles Iworah			
	CB Greg Stroman (7a)	LB Dadi Nicolas			
	WR Trey Quinn (7b)				
	S Quin Blanding (CFA)				
	RB Martez Carter (CFA)				
	WR Simmie Cobbs Jr. (CFA)				
	LB Vontae Diggs (CFA)				
	C Casey Dunn (CFA)				
	LB Jerod Fernandez (CFA)				
	WR Shay Fields (CFA)				
	TE Matt Flanagan (CFA)				
	TE Garrett Hudson (CFA)				
	CB Danny Johnson (CFA)				
	WR Darwin Kidsy (CFA)				
	T Timon Parris (CFA)				
	WR Cam Sims (CFA)				
	CB Ranthony Texada (CFA)				
	FB Elijah Wellman (CFA)				
	CB Adonis Alexander (S6)				

HOW THE 2018 REDSKINS ENTERED THE NFL
as of August 5, 2018

YEAR	1ST ROUND 10	2ND ROUND 7	3RD ROUND 8	4TH ROUND 5
2005	QB Alex Smith (SF, 1)			
2006	TE Vernon Davis (SF, 6)			
2009	DL Ziggy Hood (PIT, 32)			
2010	T Trent Williams (WAS, 4)		QB Colt McCoy (CLE, 85) G Shawn Lauvao (CLE, 92)	
2011	LB Ryan Kerrigan (WAS, 16) DL Phil Taylor Sr. (CLE, 21)		LB Mason Foster (TB, 84)	
2012		WR Brian Quick (STL, 33) LB Zach Brown (TEN, 52)	OL Tony Bergstrom (OAK, 95)	
2013		S D.J. Swearinger Sr. (HOU, 57)	TE Jordan Reed (WAS, 85)	
2014		WR Paul Richardson Jr. (SEA, 45)	T Morgan Moses (WAS, 66)	
2015	G Brandon Scherff (WAS, 5)	LB Preston Smith (WAS, 38)		WR Jamison Crowder (WAS, 105) T T.J. Clemmings (MIN, 110)
2016	WR Josh Doctson (WAS, 22)			
2017	DL Jonathan Allen (WAS, 17)	LB Ryan Anderson (WAS, 49)	CB Fabian Moreau (WAS, 81)	RB Samaje Perine (WAS, 114) S Montae Nicholson (WAS, 123)
2018	DL Daron Payne (WAS, 13)	RB Derrius Guice (WAS, 59)	T Geron Christian Sr. (WAS, 74)	S Troy Apke (WAS, 109)

YEAR	5TH ROUND 9	6TH ROUND 7	7TH ROUND 7	FREE AGENT 38
2008	CB Orlando Scandrick (DAL, 143)			
2009				LS Nick Sundberg (CAR)
2011	LB Pernell McPhee (BAL, 165)			
2012	CB Josh Norman (CAR, 143)			T Ty Nsekhe (IND)
2013	RB Chris Thompson (WAS, 154)	K Dustin Hopkins (BUF, 177) DL Stacy McGee (OAK, 205)		P Tress Way (CHI)
2014			C Demetrius Rhaney (STL, 250)	RB Kapri Bibbs (DEN) DB Kenny Ladler (BUF)
2015	LB Martrell Spaight (WAS, 141)			DL Tavaris Barnes Sr. (NO) CB Quinton Dunbar (WAS) CB Deshazor Everett (TB) TE Manasseh Garner (KC) OL Cameron Jefferson (CHI) LB Zach Vigil (MIA)
2016	DL Matt Ioannidis (WAS, 152) QB Kevin Hogan (KC, 162)	LB Dadi Nicolas (KC, 203)	LB Alex McCalister (PHI, 240)	WR Maurice Harris (WAS) RB Rob Kelley (WAS) OL John Kling (CHI) DL Anthony Lanier II (WAS) RB Byron Marshall (PHI) LB Pete Robertson (SEA) G Isaiah Williams (WAS)
2017	TE Jeremy Sprinkle (WAS, 154)	C Chase Roullier (WAS, 199) WR Robert Davis (WAS, 209)	LB Josh Harvey-Clemons (WAS, 230) CB Joshua Holsey (WAS, 235)	G Tyler Catalina (WAS) P Sam Irwin-Hill (DAL) G Kyle Kalis (WAS) DL Ondre Pipkins (WAS) S Fish Smithson (WAS)
2018	DL Tim Settle (WAS, 163)	LB Shaun Dion Hamilton (WAS, 205) CB Adonis Alexander (WAS, SD)	CB Greg Stroman (WAS, 241) WR Trey Quinn (WAS, 256) DB Prince Charles Iworah (SF, 249)	S Quin Blanding (WAS) RB Martez Carter (WAS) WR Simmie Cobbs Jr. (WAS) LB Vontae Diggs (WAS) C Casey Dunn (WAS) LB Jerod Fernandez (WAS) WR Shay Fields (WAS) TE Matt Flanagan (WAS) TE Garrett Hudson (WAS) CB Danny Johnson (WAS) WR Darwin Kidsy (WAS) T Timon Parris (WAS) WR Cam Sims (WAS) CB Ranthony Texada (WAS) FB Elijah Wellman (WAS)

ACTIVE ROSTER

Troy Apke	app-KEY
Geron Christian Sr.	JARE-en
Josh Doctson	DOCK-sun
Deshazor Everett	de-SHAY-zor
Jerod Fernandez	JERR-id
Manasseh Garner	muh-NESS-uh
Derrius Guice	GICE (rhymes with 'Dice')
Shaun Dion Hamilton	Shawn DEE-on
Matt Ioannidis	eye-an-NYE-dis
Prince Charles Iworah	ee-WAR-uh
Kyle Kalis	KAY-liss
Kenny Ladler	LAD-luhr
Shawn Lauvao	luh-VOW
Dadi Nicolas	dad-EE
Ty Nsekhe	en-SECK-he
Timon Parris	tih-moan
Daron Payne	duh-RON
Samaje Perine	sah-MAH-jay / PEE-rhine
Demetrius Rhaney	RAIN-ee
Chase Roullier	ROO-lee-ay
Brandon Scherff	SCHER-eff
Martrell Spaight	SPAYT
D.J. Swearinger Sr.	SWEAR-in-jurr
Ranthonny Texada	RAN-thuh-knee / TUH-ha-duh

RESERVE LISTS

Arie Kouandjio	r-REE / kwan-JOE
-----------------------	------------------

COACHING STAFF

Ben Kotwica	cot-WEE-kuh
Kavan Latham	kuh-VON
Greg Manusky	man-US-key
Jim Tomsula	tom-SOO-luh



2017 STATISTICS

PRESEASON

2017 WASHINGTON REDSKINS PRESEASON STATISTICS

WON 2, LOST 2

08/10 L 3-23	at Baltimore	70,469
08/19 L 17-21	Green Bay	55,239
08/27 W 23-17	Cincinnati	52,016
08/31 W 13-10	at Tampa Bay	51,368

	WAS	OPP
TOTAL FIRST DOWNS	58	71
Rushing	16	26
Passing	37	37
Penalty	5	8
3rd Down: Made/Att	21/60	22/58
3rd Down Pct.	35.0	37.9
4th Down: Made/Att	2/6	4/6
4th Down Pct.	33.3	66.7

POSSESSION AVG.	28:26	31:35
TOTAL NET YARDS	1088	1087
Avg. Per Game	272.0	271.8
Total Plays	244	257
Avg. Per Play	4.5	4.2

NET YARDS RUSHING	332	455
Avg. Per Game	83.0	113.8
Total Rushes	101	127

NET YARDS PASSING	756	632
Avg. Per Game	189.0	158.0
Sacked/Yards Lost	8/48	11/75
Gross Yards	804	707
Att./Completions	135/79	119/71
Completion Pct.	58.5	59.7
Had Intercepted	2	2

PUNTS/AVERAGE	23/46.3	21/47.1
NET PUNTING AVG.	23/39.3	21/43.4

PENALTIES/YARDS	32/284	21/164
------------------------	--------	--------

FUMBLES/BALL LOST	6/2	3/2
--------------------------	-----	-----

TOUCHDOWNS	5	8
Rushing	1	3
Passing	3	4
Returns	1	1

* SCORE BY PERIODS	Q1	Q2	Q3	Q4	OT	PTS
TEAM	9	17	10	20	0	56
OPPONENTS	21	20	10	20	0	71

* SCORING	TD	Ru	Pa	Rt	K-PAT	FG	S	PTS
Hopkins	0	0	0	0	5/ 5	7/ 8	0	26
Carrier	1	0	1	0			0	6
Crowder	1	0	1	0			0	6
Harvey-Clemons	1	0	0	1			0	6
Kelley	1	1	0	0			0	6
Paul	1	0	1	0			0	6
TEAM	5	1	3	1	5/ 5	7/ 8	0	56
OPPONENTS	8	3	4	1	8/ 8	5/ 7	0	71

2-Pt Conv:	TM 0-0, OPP 0-0
SACKS:	Marley 2, Carter 1.5, Allen 1, Holsey 1, Lanier 1, McClure 1, Robertson 1, Smith 1, Taylor 1, Mbu 0.5, TM 11, OPP 8

FUM/LOST:	McCoy 2/1, Blackmon 1/0, M. Brown 1/1, Fuller 1/0, Perine 1/0
------------------	---

*Harvey-Clemons 41-yd INT ret. at TB (8/31)
^Burfict 62-yd INT ret. vs. CIN (8/27)

* RUSHING	No.	Yds	Avg	Long	TD
M. Brown	25	95	3.8	11	0
Kelley	22	68	3.1	21	1
Perine	24	68	2.8	14	0
Jones	13	32	2.5	9	0
Pascal	1	22	22.0	22	0
C. Thompson	7	20	2.9	5	0
Hilliard	4	11	2.8	5	0
Sudfeld	3	9	3.0	5	0
Cousins	1	8	8.0	8	0
McCoy	1	-1	-1.0	-1	0
TEAM	101	332	3.3	22	1
OPPONENTS	127	455	3.6	23t	3

* RECEIVING	No.	Yds	Avg	Long	TD
Hazel	10	100	10.0	23	0
B. Quick	7	52	7.4	13	0
C. Thompson	6	79	13.2	29	0
Robert Davis	6	71	11.8	31	0
J. Quick	5	54	10.8	16	0
V. Davis	4	70	17.5	43	0
Crowder	4	32	8.0	13	1
Harris	3	43	14.3	18	0
Jones	3	27	9.0	17	0
Pascal	3	27	9.0	16	0
Carrier	3	25	8.3	13	1
Grant	3	24	8.0	17	0
M. Brown	3	13	4.3	13	0
Kelley	3	13	4.3	5	0
Perine	2	32	16.0	29	0
Staples	2	30	15.0	17	0
Pryor	2	28	14.0	17	0
Paul	2	21	10.5	16t	1
Sprinkle	2	20	10.0	15	0
Garner	2	14	7.0	10	0
Reed	2	12	6.0	6	0
Doctson	1	12	12.0	12	0
Bibbs	1	5	5.0	5	0
TEAM	79	804	10.2	43	3
OPPONENTS	71	707	10.0	40	4

* INTERCEPTIONS	No.	Yds	Avg	Long	TD
Smithson	1	63	63.0	63	0
Harvey-Clemons	1	41	41.0	41t	1
TEAM	2	104	52.0	63	1
OPPONENTS	2	62	31.0	62t	1

* PUNTING	No.	Yds	Avg	Net	TB	In	Lg	B
Way	23	1065	46.3	39.3	4	8	59	0
TEAM	23	1065	46.3	39.3	4	8	59	0
OPPONENTS	21	990	47.1	43.4	0	7	60	0

* PUNT RETURNS	Ret	FC	Yds	Avg	Long	TD
Fuller	5	0	32	6.4	17	0
Blackmon	4	1	27	6.8	8	0
Harris	2	4	19	9.5	11	0
J. Quick	1	0	1	1.0	1	0
TEAM	12	5	79	6.6	17	0
OPPONENTS	8	6	82	10.3	46	0

* KICKOFF RETURNS	No.	Yds	Avg	Long	TD
Pascal	3	58	19.3	20	0
M. Brown	1	24	24.0	24	0
Hazel	1	19	19.0	19	0
TEAM	5	101	20.2	24	0
OPPONENTS	7	133	19.0	34	0

* FIELD GOALS	1-19	20-29	30-39	40-49	50+
Hopkins	0/ 0	1/ 1	1/ 2	2/ 2	3/ 3
TEAM	0/ 0	1/ 1	1/ 2	2/ 2	3/ 3
OPPONENTS	0/ 0	1/ 1	1/ 1	1/ 2	2/ 3

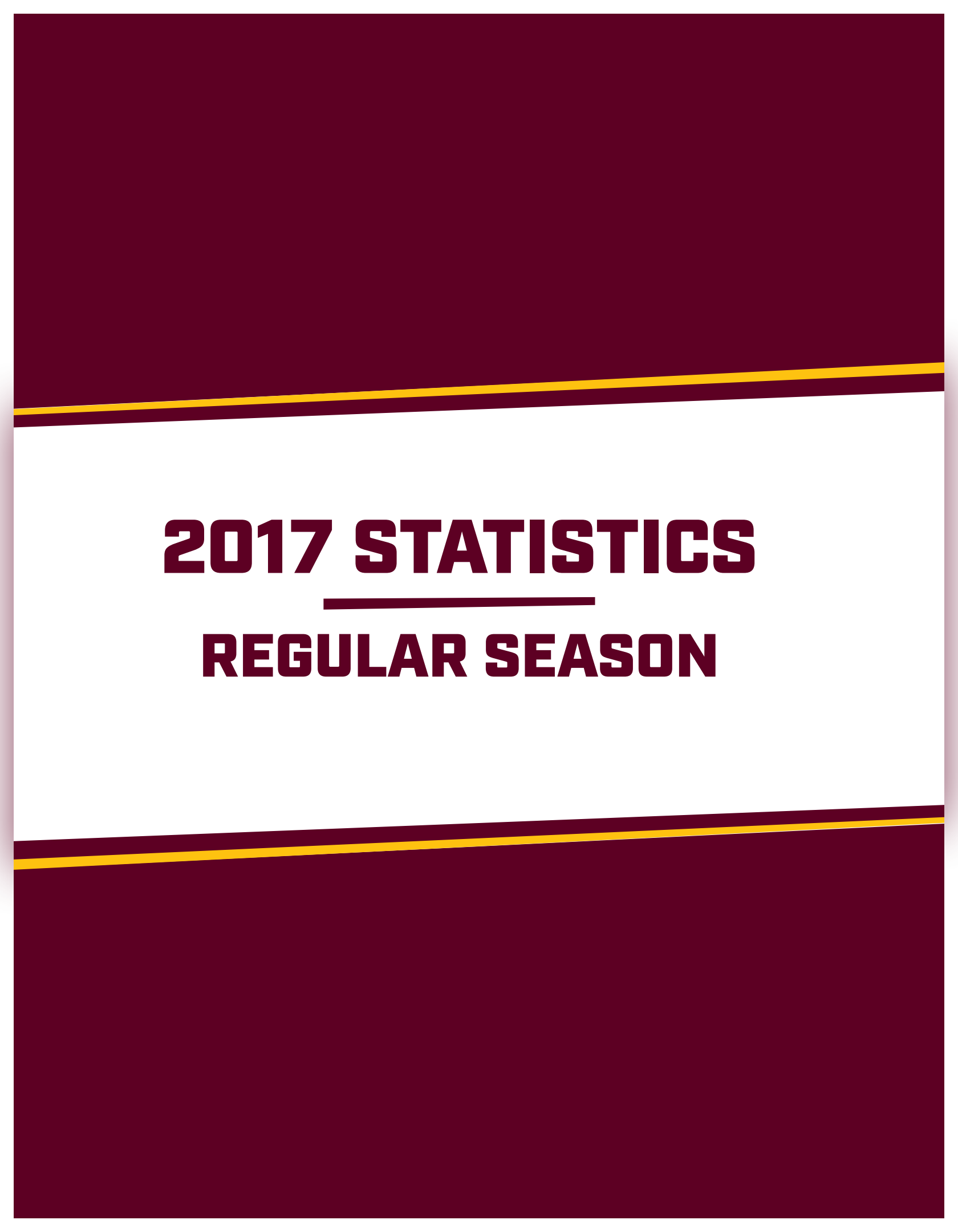
Hopkins: (49G) (34G) (51G,44G,26G) (53G,36N,50G)
TM: (49G) (34G) (51G,44G,26G) (53G,36N,50G)
OPP: (37G,59G,21G) () (53G,45N) (56N,47G)

* PASSING	Att	Cmp	Yds	Cmp%	Yds/Att	TD	TD%	Int	Int%	Long	Sack/Lost	Rating
Sudfeld	56	33	360	58.9	6.43	0	0.0	0	0.0	31	3/ 14	78.0
Cousins	44	25	258	56.8	5.86	1	2.3	1	2.3	43	3/ 23	72.0
McCoy	35	21	186	60.0	5.31	2	5.7	1	2.9	29	2/ 11	81.4
TEAM	135	79	804	58.5	5.96	3	2.2	2	1.5	43	8/ 48	76.9
OPPONENTS	119	71	707	59.7	5.94	4	3.4	2	1.7	40	11/ 75	80.8

2017 WASHINGTON REDSKINS PRESEASON STATISTICS

PRESEASON DEFENSIVE STATISTICS													
Player	Total	Solo	Asst.	TFL	Sacks	Sack Yds	QBP/H	Ints/Yds	PD	FF	FR	Safety	TDs
Zach Vigil	15	12	3	0	0	0	0	0	0	0	0	0	0
Nico Marley	14	12	2	2	2	15	2	0	0	0	0	0	0
Josh Harvey-Clemons	14	12	2	1	0	0	2	1/41	1	0	0	0	1
Lynden Trail	12	7	5	0	0	0	0	0	1	0	0	0	0
Martrell Spaight	12	6	6	2	0	0	0	0	0	0	0	0	0
Zach Brown	12	5	7	1	0	0	0	0	0	0	0	0	0
Deshazor Everett	11	8	3	0	0	0	0	0	2	0	0	0	0
A.J. Francis	11	4	7	1	0	0	0	0	0	0	1	0	0
Stefan McClure	10	9	1	2	1	5	1	0	2	0	0	0	0
Mason Foster	10	8	2	0	0	0	0	0	0	0	0	0	0
Pete Robertson	10	7	3	1	1	12	3	0	0	1	0	0	0
Anthony Lanier II	7	4	3	2	1	8	2	0	0	0	0	0	0
Fish Smithson	7	4	3	0	0	0	0	1/63	1	0	0	0	0
Chris Carter	6	4	2	1	1.5	4	2	0	0	0	0	0	0
Bashaud Breeland	6	4	2	0	0	0	0	0	0	0	0	0	0
Joey Mbu	6	3	3	1	0.5	4	1	0	0	0	0	0	0
Montae Nicholson	6	3	3	0	0	0	0	0	0	0	0	0	0
Brandon Banks	6	3	3	0	0	0	0	0	0	0	0	0	0
Tevin Homer	5	5	0	0	0	0	0	0	2	0	0	0	0
Will Compton	5	4	1	0	0	0	0	0	0	0	0	0	0
Jonathan Allen	5	2	3	1	1	0	1	0	0	0	0	0	0
Joshua Holsey	4	4	0	2	1	10	1	0	2	0	0	0	0
Josh Norman	4	4	0	0	0	0	0	0	1	0	0	0	0
D.J. Swearingen	4	3	1	0	0	0	0	0	0	0	0	0	0
Will Blackmon	4	3	1	1	0	0	0	0	0	0	0	0	0
Dashaun Phillips	4	2	2	0	0	0	0	0	0	0	0	0	0
Jeremiah McKinnon	3	3	0	0	0	0	0	0	3	0	0	0	0
Preston Smith	3	2	1	1	1	8	1	0	0	0	0	0	0
Fabian Moreau	3	2	1	0	0	0	0	0	2	0	0	0	0
Ryan Anderson	3	2	1	0	0	0	0	0	0	0	0	0	0
Ondre Pipkins	3	1	2	0	0	0	0	0	0	0	0	0	0
Phil Taylor Sr.	2	2	0	1	1	9	1	0	0	0	0	0	0
Matt Ioannidis	2	2	0	0	0	0	1	0	0	0	0	0	0
Junior Galette	2	1	1	0	0	0	1	0	0	0	0	0	0
Terrell McClain	2	1	1	0	0	0	1	0	0	0	0	0	0
Tim Scott	2	1	1	0	0	0	0	0	0	0	0	0	0
Ziggy Hood	2	0	2	0	0	0	0	0	0	0	0	0	0
Kendall Fuller	1	1	0	1	0	0	0	0	0	0	0	0	0
Quinton Dunbar	1	0	1	0	0	0	0	0	1	0	0	0	0
Stacy McGee	1	0	1	0	0	0	0	0	0	0	0	0	0
Trent Murphy	1	0	1	0	0	0	0	0	0	0	0	0	0
TOTALS	241	160	81	21	11	75	20	1/104	18	1	1	0	1

PRESEASON SPECIAL TEAMS STATISTICS						
Player	Total	Solo	Asst.	FF	FR	TDs
Jeremiah McKinnon	3	2	1	0	0	0
Will Compton	2	2	0	0	0	0
Zach Vigil	2	1	1	0	0	0
Martrell Spaight	2	1	1	0	0	0
Zach Pascal	2	0	2	0	0	0
Stefan McClure	1	1	0	0	0	0
Fish Smithson	1	1	0	0	0	0
Fabian Moreau	1	1	0	0	0	0
Robert Davis	1	1	0	0	0	0
Tress Way	1	1	0	0	0	0
Josh Harvey-Clemons	1	0	1	0	0	0
Montae Nicholson	1	0	1	0	0	0
Nick Sundberg	1	0	1	0	0	0
Matt Hazel	1	0	1	0	0	0
Jeremy Sprinkle	1	0	1	0	0	0
TOTAL	18	9	9	0	0	0



2017 STATISTICS

REGULAR SEASON

2017 WASHINGTON REDSKINS STATISTICS

WON 7, LOST 9				* RUSHING						
09/10 L 17-30	Philadelphia	78,685		Perine	175	603	3.4	30	1	
09/17 W 27-20	at L.A. Rams	56,612		Thompson	64	294	4.6	61t	2	
09/24 W 27-10	Oakland	77,123		Kelley	62	194	3.1	21	3	
10/02 L 20-29	at Kansas City	74,587		Cousins	49	179	3.7	18	4	
10/15 W 26-24	San Francisco	75,568		Bibbs	21	79	3.8	16	0	
10/23 L 24-34	at Philadelphia	69,596		Crowder	7	34	4.9	11	0	
10/29 L 19-33	Dallas	78,428		B. Marshall LG	9	32	3.6	11	0	
11/05 W 17-14	at Seattle	68,927		B. Marshall TM	9	32	3.6	11	0	
11/12 L 30-38	Minnesota	74,476		M. Brown TM	8	29	3.6	11	0	
11/19 L 31-34 OT	at New Orleans	73,138		Daniels LG	3	14	4.7	8	0	
11/23 W 20-10	N.Y. Giants	73,210		Daniels TM	3	14	4.7	8	0	
11/30 L 14-38	at Dallas	91,712		Paul	2	4	2.0	5	0	
12/10 L 13-30	at L.A. Chargers	25,393		Doctson	1	-14	-14.0	-14	0	
12/17 W 20-15	Arizona	71,026		TEAM	401	1448	3.6	61t	10	
12/24 W 27-11	Denver	72,889		OPPONENTS	472	2146	4.5	75t	13	
12/31 L 10-18	at N.Y. Giants	76,269		* RECEIVING						
	WAS	OPP		Crowder	66	789	12.0	41	3	
TOTAL FIRST DOWNS	278	307		Grant	45	573	12.7	40t	4	
Rushing	66	105		V. Davis	43	648	15.1	69	3	
Passing	191	171		Thompson	39	510	13.1	74	4	
Penalty	21	31		Doctson	35	502	14.3	52t	6	
3rd Down: Made/Att	66/204	83/226		Reed	27	211	7.8	20	2	
3rd Down Pct.	32.4	36.7		Perine	22	182	8.3	25	1	
4th Down: Made/Att	9/16	9/15		Pryor	20	240	12.0	44t	1	
4th Down Pct.	56.3	60.0		Bibbs	14	128	9.1	36t	1	
POSSESSION AVG.	29:40	30:20		Paul	13	94	7.2	32	0	
TOTAL NET YARDS	5199	5566		Quick	6	76	12.7	31	0	
Avg. Per Game	324.9	347.9		B. Marshall LG	6	36	6.0	12	0	
Total Plays	982	1045		B. Marshall TM	6	36	6.0	12	0	
Avg. Per Play	5.3	5.3		Harris	4	62	15.5	36t	1	
NET YARDS RUSHING	1448	2146		Kelley	4	18	4.5	9	0	
Avg. Per Game	90.5	134.1		Sprinkle	2	13	6.5	7t	1	
Total Rushes	401	472		M. Brown TM	1	11	11.0	11	0	
NET YARDS PASSING	3751	3420		TEAM	347	4093	11.8	74	27	
Avg. Per Game	234.4	213.8		OPPONENTS	306	3692	12.1	75t	23	
Sacked/Yards Lost	41/342	42/272		* INTERCEPTIONS						
Gross Yards	4093	3692		Swearinger	4	32	8.0	31	0	
Att./Completions	540/347	531/306		Fuller	4	4	1.0	3	0	
Completion Pct.	64.3	57.6		Smith	2	26	13.0	18	0	
Had Intercepted	13	16		Breeland	1	96	96.0	96t	1	
PUNTS/AVERAGE	83/45.7	80/44.2		Kerrigan	1	24	24.0	24t	1	
NET PUNTING AVG.	83/39.0	80/41.0		Foster	1	10	10.0	10	0	
PENALTIES/YARDS	92/732	100/887		Compton	1	2	2.0	2	0	
FUMBLES/BALL LOST	28/14	21/7		Dunbar	1	0	0.0	0	0	
TOUCHDOWNS	39	41		Nicholson	1	0	0.0	0	0	
Rushing	10	13		TEAM	16	194	12.1	96t	2	
Passing	27	23		OPPONENTS	13	183	14.1	53t	2	
Returns	2	5		* PUNTING						
* SCORE BY PERIODS	Q1	Q2	Q3	Q4	OT	PTS	No.	Yds	Avg	Net TB In Lg B
TEAM	74	115	50	103	0	342	83	3794	45.7	39.0 6 33 64 0
OPPONENTS	67	117	77	124	3	388	83	3794	45.7	39.0 6 33 64 0
* SCORING	TD-Ru-Pa-Rt	K-PAT	FG	S	PTS		80	3538	44.2	41.0 4 27 62 0
Hopkins	0	0	0	0	18/19	14/17	0	60		
Rose TM	0	0	0	0	18/20	10/11	0	48		
Doctson	6	0	6	0			0	36		
Thompson	6	2	4	0			0	36		
Cousins	4	4	0	0			0	24		
Grant	4	0	4	0			0	24		
Crowder	3	0	3	0			0	18		
V. Davis	3	0	3	0			0	18		
Kelley	3	3	0	0			0	18		
Perine	2	1	1	0			0	12		
Reed	2	0	2	0			0	12		
Bibbs	1	0	1	0			0	6		
Breeland	1	0	0	1			0	6		
Harris	1	0	1	0			0	6		
Kerrigan	1	0	0	1			0	6		
Pryor	1	0	1	0			0	6		
Sprinkle	1	0	1	0			0	6		
TEAM	39	10	27	2	36/39	24/28	0	342		
OPPONENTS	41	13	23	5	32/34	34/41	1	388		
2-Pt Conv:	TM 0-0, OPP 3-7									
SACKS:	Kerrigan 13, Smith 8, Lanier 5, Ioannidis 4.5, Galette 3, Z. Brown 2.5, McClain 2, Allen 1, (group) 1, Foster 0.5, Harvey-Clemons 0.5, Hood 0.5, Swearinger 0.5, TM 42, OPP 41									
FUM/LOST:	Cousins 13/5, Crowder 6/3, Thompson 3/2, V. Davis 2/2, Perine 2/2, Reed 1/0, Swearinger 1/0									
	(49G, 47N) OPP: (50G, 42G, 37G) (32G, 40G) (22G) (46N, 26G, 32G, 43G) (52G, 47N) (50G, 42G, 45N) (49N, 36G, 48G, 27G, 37G) (44N, 39N, 49N) (53G) (52G, 29G, 42G, 28G) (30G) (24G) (33G, 21G, 36G) (40G, 35G, 19G, 34G, 32G) (31G) (23G, 29G)									
* PASSING	Att	Cmp	Yds	Cmp%	Yds/Att	TD	TD%	Int	Int%	Long Sack/Lost Rating
Cousins	540	347	4093	64.3	7.58	27	5.0	13	2.4	74 41/ 342 93.9
TEAM	540	347	4093	64.3	7.58	27	5.0	13	2.4	74 41/ 342 93.9
OPPONENTS	531	306	3692	57.6	6.95	23	4.3	16	3.0	75t 42/ 272 81.0

2017 WASHINGTON REDSKINS STATISTICS

REGULAR SEASON DEFENSIVE STATISTICS (TACKLES, TFL, QBP/H AND PD ACCORDING TO COACHES' FILM REVIEW)														
Player	Total	Solo	Asst.	TFL	Sacks	Yds	QBP/H	Ints	Yds	PD	FF	FR	Safety	TDs
Zach Brown	136	92	44	12	2.5	11	15	0	0	3	0	0	0	0
D.J. Swearinger	103	81	22	4	0.5	2.5	1	4	32	13	1	0	0	0
Martrell Spaight	75	55	20	3	0	0	2	0	0	3	0	1	0	0
Josh Norman	72	60	12	0	0	0	1	0	0	17	2	1	0	0
Zach Vigil	72	52	20	2	0	0	1	0	0	3	0	1	0	0
Deshazor Everett	71	44	27	0	0	0	2	0	0	7	1	0	0	0
Stacy McGee	67	46	21	8	0	0	23	0	0	3	0	0	0	0
Ziggy Hood	59	29	30	6	0.5	2.5	33	0	0	0	0	0	0	0
Kendall Fuller	56	46	10	2	0	0	0	4	4	22	1	0	0	0
Bashaud Breeland	53	38	15	0	0	0	0	1	96	24	0	0	0	1
Preston Smith	48	37	11	15	8	45.5	65	2	26	3	1	1	0	0
Matt Ioannidis	47	24	23	6	4.5	33.5	83	0	0	0	1	0	0	0
Mason Foster	45	30	15	1	0.5	5	6	1	10	1	0	1	0	0
Terrell McClain	44	24	20	4	2	18	16	0	0	0	0	1	0	0
Ryan Kerrigan	40	32	8	22	13	73.5	82	1	24	1	2	0	0	1
Montae Nicholson	30	19	11	0	0	0	2	1	0	5	0	0	0	0
Quinton Dunbar	29	27	2	1	0	0	0	1	0	11	0	0	0	0
A.J. Francis	27	12	15	2	0	0	7	0	0	0	0	0	0	0
Anthony Lanier II	26	13	13	4	5	29	40	0	0	6	1	1	0	0
Junior Galette	24	13	11	6	3	27	41	0	0	2	1	0	0	0
Will Compton	22	17	5	0	0	0	0	1	2	4	0	0	0	0
Ryan Anderson	19	9	10	2	0	0	4	0	0	0	0	0	0	0
Josh Harvey-Clemons	15	10	5	0	0.5	4.5	1	0	0	2	0	0	0	0
Jonathan Allen	12	7	5	2	1	7	29	0	0	0	0	0	0	0
DeAngelo Hall	12	9	3	0	0	0	0	0	0	2	0	0	0	0
Fabian Moreau	9	9	0	1	0	0	0	0	0	4	0	0	0	0
Brandon Banks	2	1	1	1	0	0	0	0	0	0	0	0	0	0
Pete Robertson	2	1	1	0	0	0	1	0	0	0	0	0	0	0
Stefan McClure	2	2	0	0	0	0	0	0	0	1	0	0	0	0
Fish Smithson	1	0	1	0	0	0	0	0	0	0	0	0	0	0
Arthur Jones	1	0	1	0	0	0	1	0	0	0	0	0	0	0
TEAM	-	-	-	-	1	18	-	-	-	-	-	-	-	-
TOTALS	1221	839	382	104	41	259	456	16	194	137	11	7	0	2

REGULAR SEASON SPECIAL TEAMS STATISTICS (ACCORDING TO COACHES' FILM REVIEW)											
Player	Total	Solo	Asst.	FF	FR	PATs Blk	FG Blk	Punts Blk	Inside 20*	Safety	TDs
Deshazor Everett	10	7	3	0	0	0	0	0	2	0	0
Fabian Moreau	7	4	3	0	0	0	0	0	3	0	0
Chris Carter	6	4	2	0	0	0	0	0	0	0	0
Martrell Spaight	6	4	2	0	0	0	0	0	0	0	0
Quinton Dunbar	6	5	1	0	0	0	0	0	3	0	0
Joshua Holsey	5	2	3	0	1	0	0	0	1	0	0
Josh Harvey-Clemons	5	3	2	0	0	0	0	0	0	0	0
Zach Vigil	5	4	1	0	0	0	0	0	1	0	0
Will Compton	4	3	1	0	0	0	0	0	0	0	0
Nick Sundberg	4	3	1	0	0	0	0	0	2	0	0
Bashaud Breeland	4	4	0	0	0	0	0	0	0	0	0
Niles Paul	4	3	1	0	0	0	0	0	0	0	0
Stefan McClure	3	2	1	0	0	0	0	0	0	0	0
Ryan Anderson	3	2	1	0	0	0	0	0	1	0	0
Pete Robertson	3	1	2	0	0	0	0	0	0	0	0
Otha Peters	2	1	1	0	0	0	0	0	0	0	0
Jamison Crowder	1	1	0	0	0	0	0	0	0	0	0
Montae Nicholson	1	0	1	0	0	0	0	0	0	0	0
Kendall Fuller	1	1	0	0	0	0	0	0	0	0	0
Mason Foster	1	1	0	0	0	0	0	0	0	0	0
Brian Quick	1	0	1	0	0	0	0	0	0	0	0
Fish Smithson	1	0	1	0	0	0	0	0	0	0	0
Mack Brown	1	0	1	0	0	0	0	0	0	0	0
Anthony Lanier II	0	0	0	0	0	1	0	0	0	0	0
TOTAL	84	55	29	0	1	1	0	0	13	0	0

*Indicates player who downed a punt/tackled a returner inside the 20. Fair catches/punts out of bounds not included.

2017 WASHINGTON REDSKINS STATISTICS

RECORD WHEN...

	<u>W-L</u>		<u>W-L</u>		<u>W-L</u>
Redskins Overall	7-9	Redskins score first	4-5	Redskins win time of possession	4-3
Redskins at FedExField	5-3	Opponent scores first	3-4	Redskins lose time of possession	3-6
Redskins on the road	2-6	Redskins score on first possession	4-5	Time of possession is even	0-0
Redskins on Sunday Night	1-0	Redskins lead after 1st quarter	4-4	Redskins win turnover battle	5-2
Redskins on Monday Night	0-2	Redskins trail after 1st quarter	2-3	Redskins lose turnover battle	1-5
Redskins on Thursday Night	1-1	Score tied after 1st quarter	1-2	Turnover battle is even	1-2
Redskins on grass	6-6	Redskins lead at halftime	6-2	Redskins wear Burgundy pants	1-6
Redskins on artificial turf	1-3	Redskins trail at halftime	0-7	Redskins wear Gold pants	6-2
Redskins in a dome	0-2	Score tied at halftime	1-0	Redskins wear White pants	0-0
Redskins in September	2-1	Redskins lead after 3rd quarter	5-1	Redskins wear Throwback pants	0-1
Redskins in October	1-3	Redskins trail after 3rd quarter	0-7	Redskins wear Burgundy jerseys	6-3
Redskins in November	2-3	Score tied after 3rd quarter	2-1	Redskins wear White jerseys	1-5
Redskins in December	2-2	Redskins score under two-minute warning	3-2	Redskins wear Throwback jerseys	0-1
Redskins in January	0-0	Opponent scores under two-minute warning	3-4	Redskins score 17 points or less	1-4
Redskins win coin toss	4-5	Game goes to overtime	0-1	Opponent scores 17 points or less	4-0
Redskins lose coin toss	3-4			Redskins score 18 points or more	6-5
				Opponent scores 18 points or more	2-9
		vs. NFC East	1-5		
Redskins total 0-199 net yards	0-1	vs. NFC East at home	1-2		
Redskins total 200-299 net yards	2-4	vs. NFC East on road	0-3		
Redskins total 300-399 net yards	3-3	vs. NFC West	4-0		
Redskins total 400+ net yards	2-1	vs. NFC North	0-1		
Redskins total 0-99 rushing yards	4-7	vs. NFC South	0-1		
Redskins total 100-149 rushing yards	2-1	vs. NFC	5-7		
Redskins total 150+ rushing yards	1-1				
Redskins have (a) 100-yard rusher(s)	1-1	vs. AFC East	0-0		
Redskins total 0-149 passing yards	0-2	vs. AFC West	2-2		
Redskins total 150-199 passing yards	3-0	vs. AFC North	0-0		
Redskins total 200-299 passing yards	2-4	vs. AFC South	0-0		
Redskins total 300+ passing yards	2-2	vs. AFC	2-2		
Redskins have a 300-yard passer	2-3				

2017 WASHINGTON REDSKINS STATISTICS

Player	PARTICIPATION																
	PHI	@LAR	OAK	@KC	SF	@PHI	DAL	@SEA	MIN	@NO	NYG	@DAL	@LAC	ARI	DEN	@NYG	GP-GS-DNP-INA
Allen, Jonathan	DE	DE	DE	DE	DE	IR	IR	IR	IR	IR	IR	IR	IR	IR	IR	IR	5-5-0-0
Anderson, Dres	PS	PS	PS	NWT	NWT	NWT	NWT	NWT	NWT	NWT	NWT	NWT	NWT	NWT	NWT	NWT	0-0-0-0
Anderson, Ryan	SUB	SUB	SUB	SUB	SUB	SUB	SUB	SUB	SUB	SUB	SUB	SUB	SUB	SUB	INA	INA	14-0-0-2
Balducci, Alex	NWT	PS	PS	PS	PS	PS	PS	PS	PS	PS	PS	PS	PS	PS	PS	PS	0-0-0-0
Banks, Brandon	PS	PS	PS	PS	PS	PS	PS	PS	PS	NWT	NWT	NWT	NWT	NWT	NWT	NWT	1-0-0-0
Barnes, Tavaris	NWT	NWT	NWT	NWT	NWT	NWT	NWT	NWT	PS	NWT	NWT	NWT	NWT	NWT	NWT	PS	0-0-0-0
Bergstrom, Tony	NWT	NWT	NWT	NWT	NWT	NWT	SUB	SUB	INA	SUB	C	C	C	SUB	SUB	SUB	9-3-0-1
Bibbs, Kapri	NWT	NWT	NWT	NWT	NWT	NWT	NWT	NWT	NWT	NWT	NWT	PS	PS	SUB	SUB	SUB	3-0-0-0
Bowen, Kevin	IR	IR	IR	IR	IR	IR	IR	IR	IR	IR	IR	IR	IR	IR	IR	IR	0-0-0-0
Breeland, Bashaud	CB	CB	CB	CB	CB	CB	INA	SUB	CB	CB	CB	CB	CB	CB	CB	CB	15-14-0-1
Brown, Mack	INA	INA	SUB	INA	SUB	SUB	NWT	NWT	NWT	NWT	NWT	NWT	NWT	NWT	NWT	NWT	3-0-0-3
Brown, Zach	MLB	MLB	MLB	MLB	MLB	MLB	MLB	MLB	MLB	MLB	MLB	MLB	MLB	MLB	INA	INA	13-13-0-3
Carter, Chris	SUB	SUB	SUB	SUB	SUB	SUB	SUB	SUB	SUB	SUB	SUB	SUB	SUB	SUB	IR	IR	13-0-0-0
Catalina, Tyler	INA	INA	INA	INA	DNP	INA	RG	RG	NWT	SUB	SUB	SUB	DNP	SUB	DNP	SUB	7-2-3-5
Clemmings, T.J.	INA	INA	INA	SUB	SUB	SUB	LT	LT	SUB	IR	IR	IR	IR	IR	IR	IR	6-2-0-3
Compton, Will	SUB	SUB	MLB	SUB	SUB	SUB	SUB	MLB	MLB	IR	IR	IR	IR	IR	IR	IR	9-3-0-0
Cousins, Kirk	QB	QB	QB	QB	QB	QB	QB	QB	QB	QB	QB	QB	QB	QB	QB	QB	16-16-0-0
Cravens, Su'a	LS	LS	LS	LS	LS	LS	LS	LS	LS	LS	LS	LS	LS	LS	LS	LS	0-0-0-0
Crowder, Jamison	WR	SUB	SUB	SUB	WR	WR	WR	INA	SUB	SUB	SUB	WR	WR	SUB	SUB	SUB	15-6-0-1
Daniels, LeShun	NWT	NWT	NWT	NWT	NWT	NWT	NWT	NWT	NWT	PS	SUB	SUB	SUB	SUB	IR	IR	4-0-0-0
Davis, Vernon	TE (2)	TE (2)	TE	TE	TE (2)	TE (2)	TE (2)	TE	TE	TE	TE	TE	TE	TE	TE	TE	16-16-0-0
Davis, Robert	PS	PS	PS	PS	PS	PS	PS	PS	PS	PS	PS	PS	PS	INA	INA	SUB	1-0-0-3
Doctson, Josh	SUB	WR	WR	WR	WR	WR	WR	WR	WR	WR	WR	WR	WR	WR	WR	WR	16-14-0-0
Dunbar, Quinton	SUB	SUB	SUB	SUB	CB	CB	CB	CB	CB	SUB	INA	SUB	SUB	SUB	SUB	SUB	15-4-0-1
Everett, Deshaazor	S	SUB	S	SUB	INA	INA	SUB	SUB	SUB	SUB	S	S	S	S	S	S	14-8-0-2
Fabiano, Anthony	PS	NWT	NWT	NWT	NWT	NWT	NWT	NWT	NWT	NWT	NWT	NWT	NWT	NWT	NWT	NWT	0-0-0-0
Foster, Mason	MLB	MLB	INA	SUB	MLB	MLB	IR	IR	IR	IR	IR	IR	IR	IR	IR	IR	5-4-0-1
Francis, A.J.	NWT	NWT	NWT	NWT	NWT	NWT	INA	NWT	NWT	NWT	SUB	SUB	SUB	SUB	SUB	SUB	6-0-0-1
Franklin, Orlando	NWT	NWT	NWT	NWT	NWT	NWT	SUB	NWT	NWT	NWT	NWT	NWT	NWT	NWT	NWT	NWT	1-0-0-0
Fuller, Kendall	SUB	CB (3)	SUB	CB (3)	SUB	CB (3)	CB (3)	SUB	CB (3)	SUB	SUB	SUB	SUB	SUB	SUB	SUB	16-6-0-0
Galette, Junior	SUB	SUB	SUB	SUB	SUB	SUB	SUB	SUB	SUB	SUB	SUB	SUB	SUB	SUB	SUB	SUB	16-0-0-0
Garner, Manasseh	PS	PS	PS	PS	PS	PS	PS	PS	PS	PS	PS	PS	PS	PS	PS	DNP	0-0-1-0
Grant, Ryan	SUB	SUB	SUB	SUB	SUB	SUB	SUB	WR	WR	SUB	WR	WR (3)	WR (3)	SUB	WR	WR	16-7-0-0
Hall, DeAngelo	PUP	PUP	PUP	PUP	PUP	PUP	PUP	S	S	SUB	SUB	SUB	SUB	DNP	INA	INA	6-2-1-2
Harris, Maurice	PS	PS	PS	PS	PS	PS	PS	PS	PS	SUB	SUB	SUB	SUB	INA	SUB	INA	6-0-0-2
Harvey-Clemons, Josh	INA	INA	DNP	INA	INA	INA	SUB	SUB	SUB	SUB	SUB	SUB	SUB	SUB	SUB	SUB	10-0-1-5
Hilliard, Kenny	NWT	NWT	NWT	NWT	NWT	NWT	NWT	NWT	NWT	NWT	NWT	NWT	NWT	NWT	INA	PS	0-0-0-1
Holsey, Joshua	INA	INA	INA	INA	SUB	SUB	SUB	SUB	SUB	SUB	SUB	SUB	SUB	SUB	SUB	SUB	12-0-0-4
Hood, Ziggy	NT	SUB	NT	SUB	NT	NT	NT	NT	NT	NT	NT	NT	NT	NT	NT	INA	15-13-0-1
Hopkins, Dustin	SUB	SUB	SUB	SUB	SUB	IR	IR	IR	IR	IR	IR	IR	IR	IR	SUB	SUB	8-0-0-0
Ioannidis, Matt	SUB	DE	SUB	DE	SUB	DE	DE	INA	INA	SUB	DE	DE	DE	DE	DE	DE	14-10-0-2
Jefferson, Cameron	NWT	NWT	NWT	NWT	NWT	NWT	NWT	NWT	NWT	NWT	NWT	PS	PS	PS	PS	PS	0-0-0-0
Jones, Arthur	NWT	NWT	NWT	NWT	NWT	NWT	NWT	SUB	IR	IR	IR	IR	IR	IR	IR	IR	1-0-0-0
Kalis, Kyle	PS	PS	PS	PS	NWT	NWT	NWT	NWT	NWT	NWT	NWT	NWT	INA	INA	INA	INA	0-0-0-4
Kelley, Rob	RB	RB	INA	RB	INA	RB	RB	RB	RB	IR	IR	IR	IR	IR	IR	IR	7-7-0-2
Kerrigan, Ryan	WLB	WLB	WLB	WLB	WLB	WLB	WLB	WLB	WLB	WLB	WLB	WLB	WLB	WLB	WLB	WLB	16-16-0-0
Kling, John	NWT	NWT	NWT	NWT	NWT	NWT	NWT	NWT	NWT	NWT	PS	PS	PS	PS	PS	PS	0-0-0-0
Kouandjio, Arie	NWT	NWT	NWT	NWT	NWT	NWT	SUB	LG	INA	INA	LG	SUB	LG	LG	LG	LG	8-6-0-2
Knappe, Andreas	NWT	NWT	NWT	NWT	NWT	PS	PS	NWT	NWT	NWT	NWT	NWT	NWT	NWT	NWT	NWT	0-0-0-0
Lanier II, Anthony	INA	INA	INA	INA	INA	SUB	SUB	SUB	SUB	SUB	SUB	SUB	SUB	DE	SUB	DE	11-2-0-5
Lauvao, Shawn	LG	LG	LG	LG	LG	LG	LG	INA	LG	LG	IR	IR	IR	IR	IR	IR	9-9-0-1
Long, Spencer	C	C	C	C	C	C	INA	INA	SUB	INA	IR	IR	IR	IR	IR	IR	7-6-0-2
Marshall, Byron	NWT	NWT	NWT	NWT	NWT	NWT	NWT	NWT	NWT	SUB	SUB	SUB	SUB	IR	IR	IR	4-0-0-0
Marshall, Keith	IR	IR	IR	IR	IR	IR	IR	IR	IR	IR	IR	IR	IR	IR	IR	IR	0-0-0-0
McCalister, Alex	NWT	NWT	NWT	NWT	NWT	NWT	NWT	NWT	NWT	NWT	NWT	NWT	NWT	PS	PS	PS	0-0-0-0
McClain, Terrell	SUB	SUB	SUB	SUB	SUB	SUB	SUB	DE	SUB	DE	INA	INA	INA	INA	SUB	SUB	12-2-0-4
McClure, Stefan	SUB	SUB	SUB	SUB	SUB	SUB	SUB	IR	NWT	NWT	NWT	NWT	NWT	NWT	NWT	NWT	7-0-0-0
McCoy, Colt	DNP	DNP	DNP	DNP	DNP	DNP	DNP	DNP	DNP	DNP	DNP	DNP	DNP	DNP	DNP	DNP	1-0-15-0
McGee, Stacy	DE	SUB	DE	SUB	DE	SUB	SUB	DE	DE	DE	DE	DE	DE	DE	SUB	DE	16-11-0-0
Moreau, Fabian	SUB	SUB	SUB	SUB	SUB	SUB	SUB	SUB	SUB	SUB	SUB	SUB	SUB	SUB	SUB	SUB	16-0-0-0
Moses, Morgan	RT	RT	RT	RT	RT	RT	RT	RT	RT	RT	RT	RT	RT	RT	RT	RT	16-16-0-0
Murphy, Trent	IR	IR	IR	IR	IR	IR	IR	IR	IR	IR	IR	IR	IR	IR	IR	IR	0-0-0-0
Nicholson, Montae	SUB	S	SUB	S	S	S	S	DNP	INA	S	INA	INA	INA	INA	IR	IR	8-6-1-5
Norman, Josh	CB	CB	CB	CB	INA	INA	CB	CB	CB	CB	CB	CB	CB	CB	CB	CB	14-14-0-2
Nsekhe, Ty	SUB	SUB	SUB	INA	INA	INA	INA	DNP	SUB	SUB	LT	LG	SUB	LT	LT	LT	11-5-1-4
Ogunbowale, Dare	NWT	NWT	NWT	NWT	NWT	NWT	NWT	NWT	NWT	NWT	NWT	NWT	NWT	PS	SUB	SUB	2-0-0-0
Paul, Niles	SUB	TE (3)	TE (2)	TE (2)	SUB	SUB	SUB	INA	INA	TE (2)	TE (2)	SUB	SUB	TE (2)	TE (2)	TE (2)	14-8-0-2
Perine, Samaje	SUB	SUB	RB	SUB	SUB	SUB	SUB	SUB	SUB	RB	RB	RB	RB	RB	RB	RB	16-8-0-0
Peters, Otha	NWT	NWT	NWT	NWT	NWT	NWT	NWT	NWT	NWT	PS	PS	PS	PS	SUB	SUB	SUB	3-0-0-0
Pipkins, Ondre	NWT	NWT	NWT	NWT	NWT	PS	PS	PS	PS	PS	PS	PS	PS	PS	PS	PS	0-0-0-0
Price, Givens	NWT	NWT	NWT	NWT	NWT	NWT	NWT	PS	NWT	NWT	NWT	NWT	NWT	NWT	NWT	NWT	0-0-0-0
Pryor Sr., Terrelle	WR	SUB	SUB	SUB	WR	SUB	SUB	SUB	SUB	INA	IR	IR	IR	IR	IR	IR	9-2-0-1
Quick, Brian	SUB	SUB	SUB	INA	SUB	SUB	INA	WR (3)	INA	INA	SUB	INA	SUB	SUB	SUB	SUB	11-1-0-5
Reed, Jordan	TE	TE	INA	SUB	TE	TE	TE	INA	INA	INA	INA	INA	INA	IR	IR	IR	6-5-0-7
Reid, Caraun	NWT	NWT	NWT	NWT	NWT	NWT	NWT	NWT	NWT	INA	INA	INA	NWT	NWT	NWT	NWT	0-0-0-3
Reynolds, Keenan	NWT	NWT	NWT	NWT	NWT	NWT	NWT	NWT	PS	PS	PS	PS	PS	PS	PS	PS	0-0-0-0
Rhane, Demetrius	NWT	NWT	NWT	NWT	NWT	NWT	NWT	NWT	NWT	NWT	DNP	DNP	SUB	INA	INA	INA	1-0-2-3
Robertson, Pete	PS	PS	PS	PS	PS	PS	PS	PS	PS	PS	SUB	INA	PS	SUB	SUB	SUB	4-0-0-1
Rose, Nick	NWT	NWT	NWT	NWT	NWT	SUB	SUB	SUB	SUB	SUB	SUB	SUB	SUB	NWT	NWT	NWT	8-0-0-0
Routlier, Chase	SUB	SUB	SUB	SUB	SUB	SUB	C	C	C	C	INA	INA	INA	C	C	C	13-7-0-3
Ryan, Shakeir	NWT	NWT	NWT	PS	PS	PS	PS	NWT	NWT	NWT	NWT	NWT	NWT	NWT	NWT	NWT	0-0-0-0
Scherff, Brandon	RG	RG	RG	RG	RG	RG	INA	DNP	RG	RG	RG	RG	RG	RG	RG	RG	14-14-1-1
Smith, Preston	SLB	SLB	SLB	SLB	SLB	SLB	SLB	SLB	SLB	SLB	SLB	SLB	SLB	SLB	SLB	SLB	16-16-0-0
Smithson, Fish	PS	PS	PS	PS	PS	PS	PS	PS	PS	PS	PS	PS	PS	PS	SUB	SUB	2-0-0-0
Spaight, Martrell	SUB	SUB	MLB	SUB	SUB	MLB	SUB	SUB	MLB	INA	SUB	SUB	MLB	MLB	MLB	MLB	15-6-0-1
Sprinkle, Jeremy	INA	INA	TE (3)	TE (3)	INA	INA	INA	TE (2)	TE (3)	SUB	SUB	SUB	TE (3)	SUB	SUB	SUB	11-5-0-5
Stave, Joel	NWT	NWT	NWT	NWT	PS	NWT	NWT	NWT	NWT	NWT	NWT	NWT	NWT	NWT	NWT	NWT	0-0-0-0
Stewart, Orion	NWT	NWT	NWT	NWT	NWT	NWT	NWT	NWT	NWT	PS	PS	PS	NWT	PS	PS	PS	0-0-0-0
Sundberg, Nick	SUB	SUB	SUB	SUB	SUB	SUB	SUB	SUB	SUB	SUB	SUB	SUB	SUB	SUB	SUB	SUB	16-0-0-0
Swearingen, D.J.	S	S	S	S	S	S	S	S	S	S	S	S	S	S	S	S	16-16-0-0
Taylor Sr., Phil	IR	IR	IR	IR	IR	IR	IR	IR	IR	IR	IR	IR	IR	IR	IR	IR	0-0-0-0
Thompson, Chris	SUB	SUB	SUB	SUB	RB	SUB	SUB	SUB	SUB	SUB	IR	IR	IR	IR	IR	IR	10-1-0-0
Torgersen, Alek	PS	PS	PS	PS	NWT	NWT	NWT	NWT	NWT	NWT	NWT	NWT	NWT	NWT	NWT	NWT	0-0-0-0
Ugokwe, Jerry	NWT	NWT	NWT	NWT	PS	NWT	NWT	NWT	NWT	NWT	NWT	NWT	NWT	NWT	NWT	NWT	0-0-0-0
Vigil, Zach	NWT	NWT	NWT	NWT	NWT	NWT	NWT	NWT	NWT	SUB	MLB	MLB	MLB	MLB	MLB	MLB	7-6-0-0
Way, Tress	SUB	SUB	SUB	SUB	SUB	SUB	SUB	SUB	SUB	SUB	SUB	SUB	SUB	SUB	SUB	SUB	16-0-0-0
Williams, Trent	LT	LT	LT	LT	LT	LT	INA	INA	LT	LT	INA	LT	LT	INA	IR	IR	10-10-0-4

STARTING LINEUPS

OFFENSE

	WR	LT	LG	C	RG	RT	TE	WR	QB	RB	WR/RB/TE
9/10 PHI	T. Pryor Sr.	T. Williams	S. Lauvao	S. Long	B. Scherff	M. Moses	J. Reed	J. Crowder	K. Cousins	R. Kelley	V. Davis (TE2)
9/17 @LAR	J. Doctson	T. Williams	S. Lauvao	S. Long	B. Scherff	M. Moses	J. Reed	N. Paul (TE2)	K. Cousins	R. Kelley	V. Davis (TE3)
9/24 OAK	J. Doctson	T. Williams	S. Lauvao	S. Long	B. Scherff	M. Moses	V. Davis	N. Paul (TE2)	K. Cousins	S. Perine	J. Sprinkle (TE3)
10/2 @KC	J. Doctson	T. Williams	S. Lauvao	S. Long	B. Scherff	M. Moses	V. Davis	N. Paul (TE2)	K. Cousins	R. Kelley	J. Sprinkle (TE3)
10/15 SF	T. Pryor Sr.	T. Williams	S. Lauvao	S. Long	B. Scherff	M. Moses	J. Reed	J. Crowder	K. Cousins	C. Thompson	V. Davis (TE2)
10/23 @PHI	J. Doctson	T. Williams	S. Lauvao	S. Long	B. Scherff	M. Moses	J. Reed	J. Crowder	K. Cousins	R. Kelley	V. Davis (TE2)
10/29 DAL	J. Doctson	T. Clemmings	S. Lauvao	C. Roullier	T. Catalina	M. Moses	J. Reed	J. Crowder	K. Cousins	R. Kelley	V. Davis (TE2)
11/5 @SEA	J. Doctson	T. Clemmings	A. Kouandjio	C. Roullier	T. Catalina	M. Moses	V. Davis	R. Grant	K. Cousins	R. Kelley	B. Quick (WR3)
11/12 MIN	J. Doctson	T. Williams	S. Lauvao	C. Roullier	B. Scherff	M. Moses	V. Davis	R. Grant	K. Cousins	R. Kelley	J. Sprinkle (TE2)
11/19 @NO	J. Doctson	T. Williams	S. Lauvao	C. Roullier	B. Scherff	M. Moses	V. Davis	N. Paul (TE2)	K. Cousins	S. Perine	J. Sprinkle (TE3)
11/23 NYG	J. Doctson	T. Nsekhe	A. Kouandjio	T. Bergstrom	B. Scherff	M. Moses	V. Davis	R. Grant	K. Cousins	S. Perine	N. Paul (TE2)
11/30 @DAL	J. Doctson	T. Williams	T. Nsekhe	T. Bergstrom	B. Scherff	M. Moses	V. Davis	J. Crowder	K. Cousins	S. Perine	R. Grant (WR3)
12/10 @LAC	J. Doctson	T. Williams	A. Kouandjio	T. Bergstrom	B. Scherff	M. Moses	V. Davis	J. Crowder	K. Cousins	S. Perine	R. Grant (WR3)
12/17 ARI	J. Doctson	T. Nsekhe	A. Kouandjio	C. Roullier	B. Scherff	M. Moses	V. Davis	N. Paul (TE2)	K. Cousins	S. Perine	J. Sprinkle (TE3)
12/24 DEN	J. Doctson	T. Nsekhe	A. Kouandjio	C. Roullier	B. Scherff	M. Moses	V. Davis	R. Grant	K. Cousins	S. Perine	N. Paul (TE2)
12/31 @NYG	J. Doctson	T. Nsekhe	A. Kouandjio	C. Roullier	B. Scherff	M. Moses	V. Davis	R. Grant	K. Cousins	S. Perine	N. Paul (TE2)

DEFENSE

	DE	NT	DE	SLB	MLB	WLB	CB	CB	S	S
9/10 PHI	J. Allen	Z. Hood	S. McGee	P. Smith	Z. Brown	R. Kerrigan	B. Breeland	J. Norman	D. Everett	D. Swearinger
9/17 @LAR	J. Allen	K. Fuller (CB3)	M. Ioannidis	P. Smith	Z. Brown	R. Kerrigan	B. Breeland	J. Norman	M. Nicholson	D. Swearinger
9/24 OAK	J. Allen	Z. Hood	S. McGee	P. Smith	Z. Brown	R. Kerrigan	B. Breeland	J. Norman	D. Everett	D. Swearinger
10/2 @KC	J. Allen	K. Fuller (CB3)	M. Ioannidis	P. Smith	Z. Brown	R. Kerrigan	B. Breeland	J. Norman	M. Nicholson	D. Swearinger
10/15 SF	J. Allen	Z. Hood	S. McGee	P. Smith	Z. Brown	R. Kerrigan	B. Breeland	Q. Dunbar	M. Nicholson	D. Swearinger
10/23 @PHI	K. Fuller (CB3)	Z. Hood	M. Ioannidis	P. Smith	Z. Brown	R. Kerrigan	B. Breeland	Q. Dunbar	M. Nicholson	D. Swearinger
10/29 DAL	K. Fuller (CB3)	Z. Hood	M. Ioannidis	P. Smith	Z. Brown	R. Kerrigan	Q. Dunbar	J. Norman	M. Nicholson	D. Swearinger
11/5 @SEA	T. McClain	Z. Hood	S. McGee	P. Smith	Z. Brown	R. Kerrigan	Q. Dunbar	J. Norman	D. Hall	D. Swearinger
11/12 MIN	K. Fuller (CB3)	Z. Hood	S. McGee	P. Smith	Z. Brown	R. Kerrigan	B. Breeland	J. Norman	D. Hall	D. Swearinger
11/19 @NO	T. McClain	Z. Hood	S. McGee	P. Smith	Z. Brown	R. Kerrigan	B. Breeland	J. Norman	M. Nicholson	D. Swearinger
11/23 NYG	S. McGee	Z. Hood	M. Ioannidis	P. Smith	Z. Brown	R. Kerrigan	B. Breeland	J. Norman	D. Everett	D. Swearinger
11/30 @DAL	S. McGee	Z. Hood	M. Ioannidis	P. Smith	Z. Brown	R. Kerrigan	B. Breeland	J. Norman	D. Everett	D. Swearinger
12/10 @LAC	S. McGee	Z. Hood	M. Ioannidis	P. Smith	Z. Brown	R. Kerrigan	B. Breeland	J. Norman	D. Everett	D. Swearinger
12/17 ARI	A. Lanier II	Z. Hood	M. Ioannidis	P. Smith	M. Spaight	R. Kerrigan	B. Breeland	J. Norman	D. Everett	D. Swearinger
12/24 DEN	S. McGee	Z. Hood	M. Ioannidis	P. Smith	M. Spaight	R. Kerrigan	B. Breeland	J. Norman	D. Everett	D. Swearinger
12/31 @NYG	A. Lanier II	K. Fuller (CB3)	M. Ioannidis	P. Smith	M. Spaight	R. Kerrigan	B. Breeland	J. Norman	D. Everett	D. Swearinger

REDSKINS/OPPONENT'S TOTALS

	FIRST DOWNS					TOTAL OFFENSE										INT BY REDSKINS					PUNTS		PUNT RETURNS			KOR RETURNS			PEN.	FUM	SCORING										
	Tot.	Rush	Pass	Pen.	Yds.	Plays	Rush	Att.	Pass	Att.	Comp.	Int.	Sk. (Yds.)	No.	Long	TD	No.-Avg.	No.	Yds.	TD	No.	Yds.	TD	No. (Yds.)	TD	Avg.	TD	No. (Yds.)			Ret.	Pass	Rush	TD	FG	Pos.					
9/10 PHI	16	3	12	1	264	61	64	17	3-8	200	40	23	1	4 (40)	1	24	0	4-40.5	1	3	3-0	0	4	77	19-3	0	4	77	19-3	2	0	1	1	0	1	25-44					
9/17 @LAR	21	8	12	1	385	68	229	39	5-9	156	27	18	0	2 (23)	1	10	0	4-51.0	2	13	6-5	0	1	16	16-0	0	1	16	16-0	0	4 (25)	3	0	2	0	2	36-19				
9/24 OAK	18	4	14	0	472	65	116	34	3-4	356	30	25	0	1 (9)	2	0	0	5-44.2	4	23	5-8	0	0	0	10 (77)	2 (2)	3	0	10	77)	3	0	3	0	2	38-06					
10/2 @KC	15	4	10	1	331	50	111	26	4-3	220	24	14	0	0 (0)	0	0	0	4-37.3	0	0	0	0	0	0	0	0	0	0	0	7 (44)	3 (1)	2	0	2	0	22-51					
10/15 SF	25	6	17	2	419	71	94	33	2-8	325	37	25	1	1 (5)	1	3	3	0	6	6-0	0	0	0	0	0	0	0	0	0	5 (43)	2 (1)	3	1	2	0	2	36-52				
10/23 @PHI	19	2	16	1	344	62	75	18	4-2	269	40	30	1	4 (34)	1	0	0	5-47.8	3	24	8-0	0	1	18	18-0	0	1	18	18-0	0	5 (55)	1 (0)	3	0	3	0	1	30-15			
10/29 DAL	16	3	11	2	285	58	49	15	3-3	236	39	26	1	4 (27)	0	0	0	3-46.7	1	-1	-1-0	0	3	61	20-3	0	3	61	20-3	0	5 (32)	4 (2)	2	1	1	0	2	26-41			
11/5 @SEA	16	2	12	2	244	60	51	23	2-2	193	31	21	0	6 (54)	2	2	0	8-40-0	2	7	3-5	0	2	36	18	0	2	36	18	0	7 (62)	2 (1)	0	2	0	1	27-41				
11/12 MIN	24	7	16	1	394	73	81	27	3-0	313	45	26	1	1 (14)	2	32	1	1-52-0	0	0	0	0	4	104	26-0	0	4	104	26-0	0	2 (15)	1 (0)	3	0	3	0	3	31-06			
11/19 @NO	24	6	15	3	456	67	156	33	4-7	300	32	22	0	2 (22)	1	0	0	5-49-6	0	0	0	0	0	0	0	0	0	0	0	9 (67)	1 (0)	4	1	3	0	4	32-11				
11/23 NYG	17	5	10	2	323	68	122	31	3-9	201	31	19	1	6 (41)	1	1	0	7-44-0	4	20	5-0	0	2	38	19-0	0	2	38	19-0	0	8 (55)	0 (0)	2	0	2	0	2	34-37			
11/30 @DAL	15	4	10	1	280	60	56	19	2-9	224	37	26	2	4 (27)	0	0	0	5-42-6	1	4	4-0	0	3	54	18-0	0	3	54	18-0	0	7 (43)	3 (2)	2	0	2	0	0	27-32			
12/10 @LAC	9	1	7	0	201	50	65	21	3-1	136	27	15	1	2 (15)	1	96	96	1	8-43-4	3	15	5-0	6	6	128	21-3	0	6	128	21-3	0	4 (48)	0 (0)	2	0	0	0	24-40			
12/17 ARI	14	1	10	3	218	47	31	20	1-6	187	26	18	0	1 (9)	1	18	18	0	6-53-2	2	18	9-0	0	4	95	23-8	0	4	95	23-8	0	7 (82)	1 (1)	2	0	2	0	2	23-44		
12/24 DEN	19	7	12	0	386	66	87	29	3-0	299	37	19	1	0 (0)	1	0	0	5-49-4	1	3	3-0	0	2	29	14-5	0	2	29	14-5	0	6 (35)	2 (1)	3	0	3	0	2	29-33			
12/31 @NYG	10	3	7	0	197	56	61	16	3-8	156	37	20	3	3 (22)	1	8	8	0	4-47-3	3	46	15-3	0	2	17	8-5	0	2	17	8-5	0	4 (35)	0 (0)	1	1	0	1	28-07			
	278	66	191	21	5199	982	1448	401	3-6	3751	540	347	13	41 (342)	16	194	96	2	83-45-7	28	181	65	0	34	673	19-0	0	34	673	19-0	0	92 (733)	28 (14)	39	10	27	2	36	0	24	29-40

OPPONENTS

FIRST DOWNS										TOTAL OFFENSE										INT'RY OPPONENTS										PUNT RETURNS				KO RETURNS				PEN.				SCORING			
Tot.		Rush		Pen.		Yds.	Plays	Rush	Att.	Pass	Att.	Comp.	Int.	Sk. Yds	No.	Yds.	Long	TD	No.-Avg.	Punts	Yds.	Avg.	TD	No.	Yds.	Avg.	TD	No. (Yds.)	TD	Rush	Pass	Ret.	2-pt.	PG	Pos.										
9/10 PHI	19	1	17	1	356	65	58	24	2.4	298	39	26	1	2 (9)	1	15	15	0	4-42.5	0	0	0.0	0	1	8	8.0	0	8 (76)	0	3	3	0	1	3	34-16										
9/17 @LAR	14	4	9	1	332	49	22	44	23.5	25	15	2	2 (12)	0	0	0	0	0	7-52.7	4	24	6.0	0	3	59	19.7	0	7 (45)	3 (1)	2	1	1	0	2	0	1	23-41								
9/24 OAK	7	2	3	2	128	42	32	13	2.5	96	31	19	2	4 (22)	0	0	0	0	4-52.5	2	4	2.0	0	1	27	27.0	0	4 (35)	1 (1)	1	0	1	0	1	0	1	21-54								
10/2 @KC	29	7	17	5	429	72	168	31	5.4	261	37	27	0	4 (32)	0	0	0	0	3-28.3	1	0	0.0	0	2	43	21.5	0	3 (15)	2 (0)	3	1	1	1	2	0	3	37-09								
10/15 SF	21	7	12	2	335	70	83	20	4.3	250	47	23	1	3 (29)	1	0	0	0	6-42.3	1	39	39.0	0	0	0	0	0	7 (40)	0 (0)	3	2	1	0	3	0	1	23-08								
10/23 @PHI	23	8	11	4	371	61	127	33	3.8	244	25	17	1	3 (24)	1	14	14	0	3-51.0	2	22	11.0	0	1	22	22.0	0	9 (55)	2 (0)	4	0	4	0	4	0	2	29-45								
10/29 DAL	18	8	9	1	307	63	169	39	4.3	138	22	14	0	2 (5)	1	21	21	1	3-45.7	2	19	9.5	0	1	6	6.0	0	8 (89)	1 (1)	3	2	0	1	3	0	4	33-19								
11/5 @SEA	22	6	14	2	437	75	148	28	5.3	289	45	24	2	2 (8)	0	0	0	0	6-43.8	5	45	9.0	0	2	33	16.5	0	16 (138)	1 (0)	2	0	2	0	0	0	1	32-19								
11/12 MIN	21	6	15	0	406	60	102	31	3.3	304	29	21	2	0 (0)	1	10	10	0	2-39.5	1	9	9.0	0	2	37	28.5	0	3 (40)	0 (0)	5	1	4	0	0	1	28-54									
11/19 @NO	27	10	16	1	535	66	160	23	7.0	375	41	29	1	2 (10)	0	0	0	0	3-39.7	2	38	19.0	0	4	80	20.0	0	7 (54)	0 (0)	3	1	2	0	1	4	30-24									
11/23 NYG	7	1	6	0	170	55	84	24	3.5	86	27	13	1	4 (27)	1	53	53	1	9-41.2	2	8	4.0	0	2	39	19.5	0	6 (79)	1 (0)	1	0	0	1	0	1	25-23									
11/30 @DAL	21	13	6	2	275	65	182	42	4.3	93	22	11	0	1 (9)	2	30	16	0	5-42.2	2	88	44.0	1	0	0	0	0	3 (25)	0 (0)	5	2	2	1	5	0	1	32-28								
12/10 @LAC	24	7	14	3	488	71	174	35	5.0	314	34	19	1	2 (8)	1	23	23	0	5-53.2	2	49	24.5	0	1	20	20.0	0	5 (40)	0 (0)	3	1	2	0	3	0	3	35-20								
12/17 ARI	19	8	8	3	286	80	141	34	4.1	145	41	16	1	5 (44)	0	0	0	0	5-50.2	5	43	8.6	0	2	28	14	0	8 (71)	3 (1)	0	0	0	0	0	5	36-16									
12/24 DEN	18	9	7	2	320	71	159	29	5.5	171	38	22	1	4 (22)	1	0	0	0	6-41.2	3	18	6.0	0	2	26	13.0	0	3 (30)	3 (2)	1	1	0	0	1	1	30-27									
12/31 @NYG	17	8	7	2	381	74	260	44	5.9	121	28	10	1	2 (11)	3	17	12	0	9-40.3	5	31	6.2	0	0	0	0	0	3 (25)	3 (0)	2	1	1	0	0	2	31-53									
TOTALS	307	105	171	31	5566	1045	2146	472	4.5	3420	531	306	16	42 (272)	13	183	64	2	80-44.2	39	437	11.2	1	24	448	18.7	0	100 (887)	21 (7)	41	16	21	5	32	3	34	30-20								

MISCELLANEOUS GAME-BY-GAME STATS

	Final	Coin Toss	Lead Changes	Score First	Score on 1st Poss.	Score after Q1	Halftime Score	Score after Q3	TOP Advantage	WAS Turnover Margin	WAS AVG. Starting Field Position	OPP AVG. Starting Field Position	More 20+ yard plays	Jersey Color	Pant Color
9/10 PHI 9/17 @LAR 9/24 OAK 10/2 @KC 10/25 SF 10/23 @PHI 10/29 DAL 11/5 @SEA 11/12 MIN 11/19 @NYG 11/23 NYG 11/30 @DAL 12/10 @LAC 12/17 ARI 12/24 DEN 12/31 @NYG	PHI 30-17 WAS 27-20 WAS 27-10 KC 29-20 WAS 26-24 PHI 34-24 DAL 33-19 WAS 17-14 MIN 38-30 NO 34-31 WAS 20-10 DAL 38-14 LAC 30-13 WAS 20-15 WAS 27-11 NYG 18-10	PHI (Defeat) WAS (Defeat) OAK (Receive) KC (Defeat) SF (Defeat) PHI (Defeat) WAS (Defeat) SEA (Defeat) MIN (Defeat) WAS (Defeat) WAS (Defeat) DAL (Defeat) LAC (Defeat) WAS (Defeat) WAS (Defeat) WAS (Defeat)	3 2 1 5 2 3 4 4 5 4 3 1 1 2 1	PHI WAS WAS WAS WAS WAS WAS SEA MIN WAS NYG DAL LAC WAS DEN NYG	PHI WAS OAK WAS WAS WAS WAS Neither Both WAS Neither Neither LAC WAS Neither Neither	PHI 7-0 WAS 3-0 WAS 7-0 WAS 10-0 WAS 7-0 WAS 3-0 DAL 14-13 SEA 2-0 WAS 10-7 10-10 0-0 0-0 LAC 13-0 WAS 7-3 DEN 3-0 NYG 15-7	PHI 16-14 WAS 20-10 WAS 14-0 WAS 10-7 WAS 17-7 PHI 17-10 DAL 23-13 WAS 7-2 MIN 28-17 WAS 17-13 3-3 DAL 17-7 LAC 23-6 WAS 14-9 WAS 15-10 NYG 10-3	PHI 19-17 WAS 20-17 WAS 21-7 17-17 17-17 PHI 24-17 DAL 23-13 WAS 10-2 MIN 35-20 WAS 24-13 10-10 10-10 DAL 17-7 LAC 30-6 WAS 17-12 WAS 13-3 NYG 15-10	PHI - 34:16 WAS - 36:19 WAS - 38:06 KC - 37:09 WAS - 36:52 WAS - 30:15 DAL - 33:19 SEA - 32:19 WAS - 31:06 WAS - 32:11 WAS - 34:37 DAL - 32:28 LAC - 35:20 ARI - 36:16 DEN - 30:27 NYG - 31:53	-2 +2 +1 -1 -1 Even -2 +1 +1 +1 Even -4 Even +1 +1 -2	WAS 26 WAS 34 OAK 22 WAS 29 WAS 27 WAS 27 WAS 28 WAS 30 SEA 31 MIN 35 WAS 23 WAS 32 DAL - 32 WAS 22 WAS 32 WAS 33 WAS 32	PHI (4) LAR (5) WAS (6) KC (6) White Even (4) PHI (6) DAL (5) SEA (6) WAS (5) NO (10) WAS (3) DAL (3) LAC (10) ARI (3) Even (3) WAS (5) NYG (4)	Burgundy Burgundy Burgundy White Burgundy White Throwback White Burgundy White Burgundy Burgundy Burgundy White Burgundy Burgundy White Burgundy White Burgundy	Gold Gold Gold Burgundy Gold Burgundy Burgundy Burgundy Gold Burgundy Gold Burgundy Burgundy Gold Gold Burgundy Burgundy Burgundy Burgundy Burgundy	

PASSING

8 Kirk Cousins										
	ATT	COM	YDS	PERC	YDS/ATT	TD	INT	LG	SK (YDS)	RATE
9/10 PHI	40	23	240	57.5%	6.0	1	1	34	4 (40)	72.9
9/17 @LAR	27	18	179	66.7%	6.6	1	0	23	2 (23)	97.6
9/24 OAK	30	25	365	83.3%	12.2	3	0	74	1 (9)	150.7
10/2 @KC	24	14	220	58.3%	9.2	2	0	69	0 (0)	116.7
10/15 SF	37	25	330	67.6%	8.9	2	1	51	1 (5)	102.3
10/23 @PHI	40	30	303	75.0%	7.6	3	1	32	4 (34)	110.7
10/29 DAL	39	26	263	66.7%	6.7	1	1	41	4 (27)	83.6
11/5 @SEA	31	21	247	67.7%	8.0	0	0	38	6 (54)	91.7
11/12 MIN	45	26	327	57.8%	7.3	1	1	36t	1 (14)	78.7
11/19 @NO	32	22	322	68.8%	10.1	3	0	40t	2 (22)	132.6
11/23 NYG	31	19	242	61.3%	7.8	2	1	38	6 (41)	93.8
11/30 @DAL	37	26	251	70.3%	6.8	2	2	33	4 (27)	84.4
12/10 @LAC	27	15	151	55.6%	5.6	1	1	28	2 (15)	68.6
12/17 ARI	26	18	196	69.2%	7.5	2	0	36t	1 (9)	116.8
12/24 DEN	37	19	299	51.4%	8.1	3	1	48t	0 (0)	94.3
12/31 @NYG	37	20	158	54.1%	4.3	0	3	20	3 (22)	31.1
TOTALS	540	347	4093	64.3%	7.6	27	13	74	41 (342)	93.9

[illegible]

2017 WASHINGTON REDSKINS STATISTICS

RUSHING

39 Kapri Bibbs

	ATT	YDS	AVG.	LG	TD
9/10 PHI	Not With Team				
9/17 @LAR	Not With Team				
9/24 OAK	Not With Team				
10/2 @KC	Not With Team				
10/15 SF	Not With Team				
10/23 @PHI	Not With Team				
10/29 DAL	Not With Team				
11/5 @SEA	Not With Team				
11/12 MIN	Not With Team				
11/19 @NO	Not With Team				
11/23 NYG	Not With Team				
11/30 @DAL	Practice Squad				
12/10 @LAC	Practice Squad				
12/17 ARI	2	6	3.0	6	0
12/24 DEN	7	26	3.7	13	0
12/31 @NYG	12	47	3.9	16	0
TOTALS	21	79	3.8	16	0

34 Mack Brown

	ATT	YDS	AVG.	LG	TD
9/10 PHI	Inactive				
9/17 @LAR	Inactive				
9/24 OAK	6	27	4.5	11	0
10/2 @KC	Inactive				
10/15 SF	2	2	1.0	3	0
10/23 @PHI	0	0	0.0	0	0
10/29 DAL	Not With Team				
11/5 @SEA	Not With Team				
11/12 MIN	Not With Team				
11/19 @NO	Not With Team				
11/23 NYG	Not With Team				
11/30 @DAL	Not With Team				
12/10 @LAC	Not With Team				
12/17 ARI	Not With Team				
12/24 DEN	Not With Team				
12/31 @NYG	Not With Team				
TOTALS	8	29	3.6	11	0

8 Kirk Cousins

	ATT	YDS	AVG.	LG	TD
9/10 PHI	4	30	7.5	10	0
9/17 @LAR	3	7	2.3	7	0
9/24 OAK	1	2	2.0	2	0
10/2 @KC	7	38	5.4	15	0
10/15 SF	4	26	6.5	18	1
10/23 @PHI	3	18	6.0	11	0
10/29 DAL	1	0	0.0	0	0
11/5 @SEA	3	4	1.3	4	0
11/12 MIN	4	5	1.3	3	2
11/19 @NO	3	11	3.7	6	0
11/23 NYG	3	4	1.3	7	0
11/30 @DAL	3	6	2.0	6	0
12/10 @LAC	2	8	4.0	5	0
12/17 ARI	2	0	0.0	1	0
12/24 DEN	5	8	1.6	7	0
12/31 @NYG	1	12	12.0	12	1
TOTALS	49	179	3.7	18	4

80 Jamison Crowder

	ATT	YDS	AVG.	LG	TD
9/10 PHI	0	0	0.0	0	0
9/17 @LAR	0	0	0.0	0	0
9/24 OAK	0	0	0.0	0	0
10/2 @KC	0	0	0.0	0	0
10/15 SF	1	11	11.0	11	0
10/23 @PHI	1	3	3.0	3	0
10/29 DAL	2	12	6.0	6	0
11/5 @SEA	Inactive				
11/12 MIN	1	5	5.0	2	0
11/19 @NO	1	4	4.0	4	0
11/23 NYG	0	0	0.0	0	0
11/30 @DAL	0	0	0.0	0	0
12/10 @LAC	0	0	0.0	0	0
12/17 ARI	0	0	0.0	0	0
12/24 DEN	0	0	0.0	0	0
12/31 @NYG	1	-1	-1.0	-1	0
TOTALS	7	34	4.9	11	0

46 LeShun Daniels

	ATT	YDS	AVG.	LG	TD
9/10 PHI	Not With Team				
9/17 @LAR	Not With Team				
9/24 OAK	Not With Team				
10/2 @KC	Not With Team				
10/15 SF	Not With Team				
10/23 @PHI	Not With Team				
10/29 DAL	Not With Team				
11/5 @SEA	Not With Team				
11/12 MIN	Not With Team				
11/19 @NO	Practice Squad				
11/23 NYG	0	0	0.0	0	0
11/30 @DAL	0	0	0.0	0	0
12/10 @LAC	2	12	6.0	8	0
12/17 ARI	1	2	2.0	2	0
12/24 DEN	Reserve/Injured				
12/31 @NYG	Reserve/Injured				
TOTALS	3	14	4.7	8	0

18 Josh Doctson

	ATT	YDS	AVG.	LG	TD
9/10 PHI	0	0	0.0	0	0
9/17 @LAR	0	0	0.0	0	0
9/24 OAK	0	0	0.0	0	0
10/2 @KC	0	0	0.0	0	0
10/15 SF	0	0	0.0	0	0
10/23 @PHI	0	0	0.0	0	0
10/29 DAL	0	0	0.0	0	0
11/5 @SEA	0	0	0.0	0	0
11/12 MIN	0	0	0.0	0	0
11/19 @NO	0	0	0.0	0	0
11/23 NYG	0	0	0.0	0	0
11/30 @DAL	0	0	0.0	0	0
12/10 @LAC	0	0	0.0	0	0
12/17 ARI	1	-14	-14.0	-14	0
12/24 DEN	0	0	0.0	0	0
12/31 @NYG	0	0	0.0	0	0
TOTALS	1	-14	-14.0	0	0

2017 WASHINGTON REDSKINS STATISTICS

RUSHING

30 Kenny Hilliard

	ATT	YDS	AVG.	LG	TD
9/10 PHI			Not With Team		
9/17 @LAR			Not With Team		
9/24 OAK			Not With Team		
10/2 @KC			Not With Team		
10/15 SF			Not With Team		
10/23 @PHI			Not With Team		
10/29 DAL			Not With Team		
11/5 @SEA			Not With Team		
11/12 MIN			Not With Team		
11/19 @NO			Not With Team		
11/23 NYG			Not With Team		
11/30 @DAL			Not With Team		
12/10 @LAC			Not With Team		
12/17 ARI			Not With Team		
12/24 DEN			Inactive		
12/31 @NYG			Practice Squad		
TOTALS	0	0	0	0	0

20 Rob Kelley

	ATT	YDS	AVG.	LG	TD
9/10 PHI	10	30	3.0	6	0
9/17 @LAR	12	78	6.5	21	0
9/24 OAK			Inactive		
10/2 @KC	7	23	3.3	12	0
10/15 SF			Inactive		
10/23 @PHI	7	16	2.3	8	0
10/29 DAL	8	19	2.4	10	1
11/5 @SEA	14	18	1.3	5	2
11/12 MIN	4	10	2.5	7	0
11/19 @NO			Reserve/Injured		
11/23 NYG			Reserve/Injured		
11/30 @DAL			Reserve/Injured		
12/10 @LAC			Reserve/Injured		
12/17 ARI			Reserve/Injured		
12/24 DEN			Reserve/Injured		
12/31 @NYG			Reserve/Injured		
TOTALS	62	194	3.1	21	3

34 Byron Marshall

	ATT	YDS	AVG.	LG	TD
9/10 PHI			Not With Team		
9/17 @LAR			Not With Team		
9/24 OAK			Not With Team		
10/2 @KC			Not With Team		
10/15 SF			Not With Team		
10/23 @PHI			Not With Team		
10/29 DAL			Not With Team		
11/5 @SEA			Not With Team		
11/12 MIN			Not With Team		
11/19 @NO	1	2	2.0	2	0
11/23 NYG	4	18	4.5	11	0
11/30 @DAL	4	12	3.0	6	0
12/10 @LAC	0	0	0.0	0	0
12/17 ARI			Reserve/Injured		
12/24 DEN			Reserve/Injured		
12/31 @NYG			Reserve/Injured		
TOTALS	9	32	3.6	2	0

48 Dare Ogunbowale

	ATT	YDS	AVG.	LG	TD
9/10 PHI			Not With Team		
9/17 @LAR			Not With Team		
9/24 OAK			Not With Team		
10/2 @KC			Not With Team		
10/15 SF			Not With Team		
10/23 @PHI			Not With Team		
10/29 DAL			Not With Team		
11/5 @SEA			Not With Team		
11/12 MIN			Not With Team		
11/19 @NO			Not With Team		
11/23 NYG			Not With Team		
11/30 @DAL			Not With Team		
12/10 @LAC			Not With Team		
12/17 ARI			Practice Squad		
12/24 DEN	0	0	0.0	0	0
12/31 @NYG	0	0	0.0	0	0
TOTALS	0	0	0	0	0

84 Niles Paul

	ATT	YDS	AVG.	LG	TD
9/10 PHI	0	0	0.0	0	0
9/17 @LAR	0	0	0.0	0	0
9/24 OAK	0	0	0.0	0	0
10/2 @KC	0	0	0.0	0	0
10/15 SF	1	-1	-1.0	-1	0
10/23 @PHI	0	0	0.0	0	0
10/29 DAL	0	0	0.0	0	0
11/5 @SEA			Inactive		
11/12 MIN			Inactive		
11/19 @NO	1	5	5.0	5	0
11/23 NYG	0	0	0.0	0	0
11/30 @DAL	0	0	0.0	0	0
12/10 @LAC	0	0	0.0	0	0
12/17 ARI	0	0	0.0	0	0
12/24 DEN	0	0	0.0	0	0
12/31 @NYG	0	0	0.0	0	0
TOTALS	2	4	2.0	5	0

32 Samaje Perine

	ATT	YDS	AVG.	LG	TD
9/10 PHI	0	0	0.0	0	0
9/17 @LAR	21	67	3.2	12	0
9/24 OAK	19	49	2.6	9	0
10/2 @KC	6	27	4.5	6	0
10/15 SF	9	23	2.6	8	0
10/23 @PHI	0	0	0.0	0	0
10/29 DAL	0	0	0.0	0	0
11/5 @SEA	2	9	4.5	8	0
11/12 MIN	9	35	3.9	9	0
11/19 @NO	23	117	5.1	30	1
11/23 NYG	24	100	4.2	16	0
11/30 @DAL	12	38	3.2	15	0
12/10 @LAC	17	45	2.6	10	0
12/17 ARI	14	37	2.6	6	0
12/24 DEN	17	53	3.1	11	0
12/31 @NYG	2	3	1.5	4	0
TOTALS	175	603	3.4	30	1

2017 WASHINGTON REDSKINS STATISTICS

RUSHING

25 Chris Thompson

	ATT	YDS	AVG.	LG	TD
9/10 PHI	3	4	1.3	4	0
9/17 @LAR	3	77	25.7	61	2
9/24 OAK	8	38	4.8	13	0
10/2 @KC	6	23	3.8	7	0
10/15 SF	16	33	2.1	11	0
10/23 @PHI	7	38	5.4	15	0
10/29 DAL	4	18	4.5	16	0
11/5 @SEA	4	20	5.0	11	0
11/12 MIN	9	26	2.9	14	0
11/19 @NO	4	17	4.3	16	0
11/23 NYG	Reserve/Injured				
11/30 @DAL	Reserve/Injured				
12/10 @LAC	Reserve/Injured				
12/17 ARI	Reserve/Injured				
12/24 DEN	Reserve/Injured				
12/31 @NYG	Reserve/Injured				
TOTALS	64	294	4.6	61	2

2017 WASHINGTON REDSKINS STATISTICS

RECEIVING

39 Kapri Bibbs

	REC	YDS	AVG.	LG	TD
9/10 PHI	Not With Team				
9/17 @LAR	Not With Team				
9/24 OAK	Not With Team				
10/2 @KC	Not With Team				
10/15 SF	Not With Team				
10/23 @PHI	Not With Team				
10/29 DAL	Not With Team				
11/5 @SEA	Not With Team				
11/12 MIN	Not With Team				
11/19 @NO	Not With Team				
11/23 NYG	Not With Team				
11/30 @DAL	Practice Squad				
12/10 @LAC	Practice Squad				
12/17 ARI	4	47	11.8	36t	1
12/24 DEN	2	28	14.0	21	0
12/31 @NYG	8	53	6.6	14	0
TOTALS	14	128	9.1	36t	1

34 Mack Brown

	REC	YDS	AVG.	LG	TD
9/10 PHI	Inactive				
9/17 @LAR	Inactive				
9/24 OAK	0	0	0.0	0	0
10/2 @KC	Inactive				
10/15 SF	1	11	11.0	11	0
10/23 @PHI	0	0	0.0	0	0
10/29 DAL	Not With Team				
11/5 @SEA	Not With Team				
11/12 MIN	Not With Team				
11/19 @NO	Not With Team				
11/23 NYG	Not With Team				
11/30 @DAL	Not With Team				
12/10 @LAC	Not With Team				
12/17 ARI	Not With Team				
12/24 DEN	Not With Team				
12/31 @NYG	Not With Team				
TOTALS	1	11	11.0	11	0

80 Jamison Crowder

	REC	YDS	AVG.	LG	TD
9/10 PHI	3	14	4.7	7	0
9/17 @LAR	4	47	11.8	21	0
9/24 OAK	6	52	8.7	30	0
10/2 @KC	1	-7	-7.0	-7	0
10/15 SF	3	15	5.0	8	0
10/23 @PHI	2	28	14.0	20	0
10/29 DAL	9	123	13.7	41	0
11/5 @SEA	Inactive				
11/12 MIN	4	76	19.0	36	0
11/19 @NO	7	72	10.3	19	0
11/23 NYG	7	141	20.1	38	1
11/30 @DAL	5	67	13.4	33	0
12/10 @LAC	3	34	11.3	18	0
12/17 ARI	5	55	11.0	24	1
12/24 DEN	4	47	11.8	15t	1
12/31 @NYG	3	25	8.3	11	0
TOTALS	66	789	12.0	41	3

46 LeShun Daniels

	REC	YDS	AVG.	LG	TD
9/10 PHI	Not With Team				
9/17 @LAR	Not With Team				
9/24 OAK	Not With Team				
10/2 @KC	Not With Team				
10/15 SF	Not With Team				
10/23 @PHI	Not With Team				
10/29 DAL	Not With Team				
11/5 @SEA	Not With Team				
11/12 MIN	Not With Team				
11/19 @NO	Practice Squad				
11/23 NYG	0	0	0.0	0	0
11/30 @DAL	0	0	0.0	0	0
12/10 @LAC	0	0	0.0	0	0
12/17 ARI	0	0	0.0	0	0
12/24 DEN	Reserve/Injured				
12/31 @NYG	Reserve/Injured				
TOTALS	0	0	0	0	0

19 Robert Davis

	REC	YDS	AVG.	LG	TD
9/10 PHI	Practice Squad				
9/17 @LAR	Practice Squad				
9/24 OAK	Practice Squad				
10/2 @KC	Practice Squad				
10/15 SF	Practice Squad				
10/23 @PHI	Practice Squad				
10/29 DAL	Practice Squad				
11/5 @SEA	Practice Squad				
11/12 MIN	Practice Squad				
11/19 @NO	Practice Squad				
11/23 NYG	Practice Squad				
11/30 @DAL	Practice Squad				
12/10 @LAC	Inactive				
12/17 ARI	Inactive				
12/24 DEN	0	0	0.0	0	0
12/31 @NYG	Inactive				
TOTALS	0	0	0	0	0

85 Vernon Davis

	REC	YDS	AVG.	LG	TD
9/10 PHI	0	0	0.0	0	0
9/17 @LAR	1	13	13.0	13	0
9/24 OAK	5	58	11.6	26	1
10/2 @KC	2	89	44.5	69	0
10/15 SF	3	65	21.7	51	0
10/23 @PHI	4	67	16.8	31	0
10/29 DAL	2	20	10.0	14	0
11/5 @SEA	6	72	12.0	23	0
11/12 MIN	7	76	10.9	16	0
11/19 @NO	3	67	22.3	36	0
11/23 NYG	0	0	0.0	0	0
11/30 @DAL	2	15	7.5	9	0
12/10 @LAC	2	26	13.0	23t	1
12/17 ARI	2	18	9.0	11	0
12/24 DEN	2	42	21.0	31t	1
12/31 @NYG	2	20	10.0	19	0
TOTALS	43	648	15.1	69	3

2017 WASHINGTON REDSKINS STATISTICS

RECEIVING

18 Josh Doctson

	REC	YDS	AVG.	LG	TD
9/10 PHI	0	0	0.0	0	0
9/17 @LAR	0	0	0.0	0	0
9/24 OAK	1	52	52.0	52t	1
10/2 @KC	2	27	13.5	20	0
10/15 SF	1	11	11.0	11t	1
10/23 @PHI	3	39	13.0	17	0
10/29 DAL	1	1	1.0	1t	1
11/5 @SEA	3	59	19.7	38	0
11/12 MIN	4	30	7.5	11	0
11/19 @NO	4	81	20.3	32	0
11/23 NYG	2	28	14.0	14t	1
11/30 @DAL	3	26	8.7	14t	1
12/10 @LAC	3	34	11.3	13	0
12/17 ARI	2	16	8.0	14	0
12/24 DEN	2	61	30.5	48t	1
12/31 @NYG	4	37	9.3	12	0
TOTALS	35	502	14.3	52t	6

14 Ryan Grant

	REC	YDS	AVG.	LG	TD
9/10 PHI	4	61	15.3	34	0
9/17 @LAR	1	11	11.0	11t	1
9/24 OAK	3	31	10.3	14	0
10/2 @KC	2	16	8.0	13	1
10/15 SF	3	39	13.0	18	0
10/23 @PHI	3	19	6.3	10	0
10/29 DAL	5	38	7.6	25	0
11/5 @SEA	3	39	13.0	23	0
11/12 MIN	3	25	8.3	13	0
11/19 @NO	3	59	19.7	40t	1
11/23 NYG	1	3	3.0	3	0
11/30 @DAL	5	76	15.2	24	1
12/10 @LAC	1	28	28.0	28	0
12/17 ARI	2	20	10.0	15	0
12/24 DEN	4	85	21.3	36	0
12/31 @NYG	2	23	11.5	20	0
TOTALS	45	573	12.7	40t	4

13 Maurice Harris

	REC	YDS	AVG.	LG	TD
9/10 PHI	Practice Squad				
9/17 @LAR	Practice Squad				
9/24 OAK	Practice Squad				
10/2 @KC	Practice Squad				
10/15 SF	Practice Squad				
10/23 @PHI	Practice Squad				
10/29 DAL	Practice Squad				
11/5 @SEA	Practice Squad				
11/12 MIN	2	50	25.0	36t	1
11/19 @NO	0	0	0.0	0	0
11/23 NYG	2	12	6.0	7	0
11/30 @DAL	0	0	0.0	0	0
12/10 @LAC	Inactive				
12/17 ARI	0	0	0.0	0	0
12/24 DEN	Inactive				
12/31 @NYG	0	0	0.0	0	0
TOTALS	4	62	15.5	36	1

30 Kenny Hilliard

	REC	YDS	AVG.	LG	TD
9/10 PHI	Not With Team				
9/17 @LAR	Not With Team				
9/24 OAK	Not With Team				
10/2 @KC	Not With Team				
10/15 SF	Not With Team				
10/23 @PHI	Not With Team				
10/29 DAL	Not With Team				
11/5 @SEA	Not With Team				
11/12 MIN	Not With Team				
11/19 @NO	Not With Team				
11/23 NYG	Not With Team				
11/30 @DAL	Not With Team				
12/10 @LAC	Not With Team				
12/17 ARI	Not With Team				
12/24 DEN	Inactive				
12/31 @NYG	Practice Squad				
TOTALS	0	0	0	0	0

20 Rob Kelley

	REC	YDS	AVG.	LG	TD
9/10 PHI	0	0	0.0	0	0
9/17 @LAR	0	0	0.0	0	0
9/24 OAK	Inactive				
10/2 @KC	0	0	0.0	0	0
10/15 SF	Inactive				
10/23 @PHI	2	14	7.0	9	0
10/29 DAL	0	0	0.0	0	0
11/5 @SEA	0	0	0.0	0	0
11/12 MIN	2	4	2.0	5	0
11/19 @NO	Reserve/Injured				
11/23 NYG	Reserve/Injured				
11/30 @DAL	Reserve/Injured				
12/10 @LAC	Reserve/Injured				
12/17 ARI	Reserve/Injured				
12/24 DEN	Reserve/Injured				
12/31 @NYG	Reserve/Injured				
TOTALS	4	18	4.5	9	0

34 Byron Marshall

	REC	YDS	AVG.	LG	TD
9/10 PHI	Not With Team				
9/17 @LAR	Not With Team				
9/24 OAK	Not With Team				
10/2 @KC	Not With Team				
10/15 SF	Not With Team				
10/23 @PHI	Not With Team				
10/29 DAL	Not With Team				
11/5 @SEA	Not With Team				
11/12 MIN	Not With Team				
11/19 @NO	1	2	2.0	2	0
11/23 NYG	1	12	12.0	12	0
11/30 @DAL	5	24	4.8	10	0
12/10 @LAC	0	0	0.0	0	0
12/17 ARI	Reserve/Injured				
12/24 DEN	Reserve/Injured				
12/31 @NYG	Reserve/Injured				
TOTALS	7	38	5.4	12	0

2017 WASHINGTON REDSKINS STATISTICS

RECEIVING

48 Dare Ogunbowale

	REC	YDS	AVG.	LG	TD
9/10 PHI	Not With Team				
9/17 @LAR	Not With Team				
9/24 OAK	Not With Team				
10/2 @KC	Not With Team				
10/15 SF	Not With Team				
10/23 @PHI	Not With Team				
10/29 DAL	Not With Team				
11/5 @SEA	Not With Team				
11/12 MIN	Not With Team				
11/19 @NO	Not With Team				
11/23 NYG	Not With Team				
11/30 @DAL	Not With Team				
12/10 @LAC	Not With Team				
12/17 ARI	Practice Squad				
12/24 DEN	0	0	0.0	0	0
12/31 @NYG	0	0	0.0	0	0
TOTALS	0	0	0	0	0

84 Niles Paul

	REC	YDS	AVG.	LG	TD
9/10 PHI	0	0	0.0	0	0
9/17 @LAR	0	0	0.0	0	0
9/24 OAK	1	-3	-3.0	-3	0
10/2 @KC	0	0	0.0	0	0
10/15 SF	0	0	0.0	0	0
10/23 @PHI	1	32	32.0	32	0
10/29 DAL	0	0	0.0	0	0
11/5 @SEA	Inactive				
11/12 MIN	Inactive				
11/19 @NO	2	11	5.5	10	0
11/23 NYG	3	16	5.3	8	0
11/30 @DAL	3	12	4.0	5	0
12/10 @LAC	1	15	15.0	15	0
12/17 ARI	1	11	11.0	11	0
12/24 DEN	0	0	0.0	0	0
12/31 @NYG	1	0	0.0	0	0
TOTALS	13	94	7.2	32	0

32 Samaje Perine

	REC	YDS	AVG.	LG	TD
9/10 PHI	0	0	0.0	0	0
9/17 @LAR	1	0	0.0	0	0
9/24 OAK	1	6	6.0	6	0
10/2 @KC	0	0	0.0	0	0
10/15 SF	3	24	8.0	16	1
10/23 @PHI	0	0	0.0	0	0
10/29 DAL	0	0	0.0	0	0
11/5 @SEA	0	0	0.0	0	0
11/12 MIN	1	25	25.0	25	0
11/19 @NO	1	9	9.0	9	0
11/23 NYG	3	30	10.0	11	0
11/30 @DAL	3	31	10.3	17	0
12/10 @LAC	4	7	1.8	6	0
12/17 ARI	2	29	14.5	23	0
12/24 DEN	3	21	7.0	9	0
12/31 @NYG	0	0	0.0	0	0
TOTALS	22	182	8.3	25	1

11 Terrelle Pryor Sr.

	REC	YDS	AVG.	LG	TD
9/10 PHI	6	66	11.0	28	0
9/17 @LAR	2	31	15.5	23	0
9/24 OAK	2	19	9.5	12	0
10/2 @KC	3	70	23.3	44t	1
10/15 SF	3	23	7.7	12	0
10/23 @PHI	2	14	7.0	9	0
10/29 DAL	0	0	0.0	0	0
11/5 @SEA	2	17	8.5	12	0
11/12 MIN	0	0	0.0	0	0
11/19 @NO	Inactive				
11/23 NYG	Reserve/Injured				
11/30 @DAL	Reserve/Injured				
12/10 @LAC	Reserve/Injured				
12/17 ARI	Reserve/Injured				
12/24 DEN	Reserve/Injured				
12/31 @NYG	Reserve/Injured				
TOTALS	20	240	12.0	44t	1

83 Brian Quick

	REC	YDS	AVG.	LG	TD
9/10 PHI	1	11	11.0	11	0
9/17 @LAR	0	0	0.0	0	0
9/24 OAK	0	0	0.0	0	0
10/2 @KC	Inactive				
10/15 SF	0	0	0.0	0	0
10/23 @PHI	0	0	0.0	0	0
10/29 DAL	Inactive				
11/5 @SEA	3	49	16.3	31	0
11/12 MIN	Inactive				
11/19 @NO	Inactive				
11/23 NYG	0	0	0.0	0	0
11/30 @DAL	Inactive				
12/10 @LAC	1	7	7.0	7	0
12/17 ARI	0	0	0.0	0	0
12/24 DEN	1	9	9.0	9	0
12/31 @NYG	0	0	0.0	0	0
TOTALS	6	76	12.7	31	0

86 Jordan Reed

	REC	YDS	AVG.	LG	TD
9/10 PHI	5	36	7.2	9	0
9/17 @LAR	6	48	8.0	16	0
9/24 OAK	Inactive				
10/2 @KC	3	21	7.0	14	0
10/15 SF	4	37	9.3	14	0
10/23 @PHI	8	64	8.0	20	2
10/29 DAL	1	5	5.0	5	0
11/5 @SEA	Inactive				
11/12 MIN	Inactive				
11/19 @NO	Inactive				
11/23 NYG	Inactive				
11/30 @DAL	Inactive				
12/10 @LAC	Inactive				
12/17 ARI	Reserve/Injured				
12/24 DEN	Reserve/Injured				
12/31 @NYG	Reserve/Injured				
TOTALS	27	211	7.8	20	2

2017 WASHINGTON REDSKINS STATISTICS

RECEIVING

87 Jeremy Sprinkle

	REC	YDS	AVG.	LG	TD
9/10 PHI	Inactive				
9/17 @LAR	Inactive				
9/24 OAK	0	0	0.0	0	0
10/2 @KC	0	0	0.0	0	0
10/15 SF	Inactive				
10/23 @PHI	Inactive				
10/29 DAL	Inactive				
11/5 @SEA	0	0	0.0	0	0
11/12 MIN	0	0	0.0	0	0
11/19 @NO	1	7	7.0	7t	1
11/23 NYG	0	0	0.0	0	0
11/30 @DAL	0	0	0.0	0	0
12/10 @LAC	0	0	0.0	0	0
12/17 ARI	0	0	0.0	0	0
12/24 DEN	1	6	6.0	6	0
12/31 @NYG	0	0	0.0	0	0
TOTALS	2	13	6.5	7t	1

25 Chris Thompson

	REC	YDS	AVG.	LG	TD
9/10 PHI	4	52	13.0	29	1
9/17 @LAR	3	29	9.7	15	0
9/24 OAK	6	150	25.0	74	1
10/2 @KC	1	4	4.0	4	0
10/15 SF	4	105	26.3	49	0
10/23 @PHI	5	26	5.2	10	1
10/29 DAL	8	76	9.5	26	0
11/5 @SEA	4	11	2.8	6	0
11/12 MIN	3	41	13.7	27	0
11/19 @NO	1	16	16.0	16t	1
11/23 NYG	Reserve/Injured				
11/30 @DAL	Reserve/Injured				
12/10 @LAC	Reserve/Injured				
12/17 ARI	Reserve/Injured				
12/24 DEN	Reserve/Injured				
12/31 @NYG	Reserve/Injured				
TOTALS	39	510	13.1	74	4

2017 WASHINGTON REDSKINS STATISTICS

DEFENSIVE LINE

95 Jonathan Allen

	TOT	SOLO	ASST.	SACKS/YDS	PD	INT.	FR	FF
9/10 PHI	4	3	1	0-0	0	0	0	0
9/17 @LAR	1	0	1	0-0	0	0	0	0
9/24 OAK	2	0	2	1-7	0	0	0	0
10/2 @KC	3	0	3	0-0	0	0	0	0
10/15 SF	0	0	0	0-0	0	0	0	0
10/23 @PHI	Reserve/Injured							
10/29 DAL	Reserve/Injured							
11/5 @SEA	Reserve/Injured							
11/12 MIN	Reserve/Injured							
11/19 @NO	Reserve/Injured							
11/23 NYG	Reserve/Injured							
11/30 @DAL	Reserve/Injured							
12/10 @LAC	Reserve/Injured							
12/17 ARI	Reserve/Injured							
12/24 DEN	Reserve/Injured							
12/31 @NYG	Reserve/Injured							
TOTALS	10	3	7	1/7	0	0	0	0

63 Brandon Banks

	TOT	SOLO	ASST.	SACKS/YDS	PD	INT.	FR	FF
9/10 PHI	Practice Squad							
9/17 @LAR	Practice Squad							
9/24 OAK	Practice Squad							
10/2 @KC	Practice Squad							
10/15 SF	Practice Squad							
10/23 @PHI	Practice Squad							
10/29 DAL	Practice Squad							
11/5 @SEA	Practice Squad							
11/12 MIN	1	1	0	0-0	0	0	0	0
11/19 @NO	Not With Team							
11/23 NYG	Not With Team							
11/30 @DAL	Not With Team							
12/10 @LAC	Not With Team							
12/17 ARI	Not With Team							
12/24 DEN	Not With Team							
12/31 @NYG	Not With Team							
TOTALS	1	1	0	0/0	0	0	0	0

94 A.J. Francis

	TOT	SOLO	ASST.	SACKS/YDS	PD	INT.	FR	FF
9/10 PHI	Not With Team							
9/17 @LAR	Not With Team							
9/24 OAK	Not With Team							
10/2 @KC	Not With Team							
10/15 SF	Not With Team							
10/23 @PHI	Inactive							
10/29 DAL	Not With Team							
11/5 @SEA	Not With Team							
11/12 MIN	Not With Team							
11/19 @NO	Not With Team							
11/23 NYG	2	0	2	0-0	0	0	0	0
11/30 @DAL	4	1	3	0-0	0	0	0	0
12/10 @LAC	1	1	0	0-0	0	0	0	0
12/17 ARI	3	0	3	0-0	0	0	0	0
12/24 DEN	2	1	1	0-0	0	0	0	0
12/31 @NYG	6	2	4	0-0	0	0	0	0
TOTALS	18	5	13	0/0	0	0	0	0

90 Ziggy Hood

	TOT	SOLO	ASST.	SACKS/YDS	PD	INT.	FR	FF
9/10 PHI	0	0	0	0-0	0	0	0	0
9/17 @LAR	0	0	0	0-0	0	0	0	0
9/24 OAK	0	0	0	0-0	0	0	0	0
10/2 @KC	1	1	0	0.5-5	0	0	0	0
10/15 SF	0	0	0	0-0	0	0	0	0
10/23 @PHI	0	0	0	0-0	0	0	0	0
10/29 DAL	3	3	0	0-0	0	0	0	0
11/5 @SEA	1	1	0	0-0	0	0	0	0
11/12 MIN	2	1	1	0-0	0	0	0	0
11/19 @NO	2	2	0	0-0	0	0	0	0
11/23 NYG	4	2	2	0-0	0	0	0	0
11/30 @DAL	2	1	1	0-0	0	0	0	0
12/10 @LAC	5	3	2	0-0	0	0	0	0
12/17 ARI	4	0	4	0-0	0	0	0	0
12/24 DEN	1	0	1	0-0	0	0	0	0
12/31 @NYG	Inactive							
TOTALS	25	14	11	0.5/5	0	0	0	0

98 Matt Ioannidis

	TOT	SOLO	ASST.	SACKS/YDS	PD	INT.	FR	FF
9/10 PHI	1	0	1	0.5-3.5	0	0	0	0
9/17 @LAR	1	1	0	0-0	0	0	0	0
9/24 OAK	2	1	1	0.5-4	0	0	0	0
10/2 @KC	3	1	2	1-8	0	0	0	0
10/15 SF	3	1	2	1.5-13	0	0	0	0
10/23 @PHI	1	0	1	0-0	0	0	0	0
10/29 DAL	3	2	1	0-0	0	0	0	1
11/5 @SEA	Inactive							
11/12 MIN	Inactive							
11/19 @NO	0	0	0	0-0	0	0	0	0
11/23 NYG	1	0	1	0-0	0	0	0	0
11/30 @DAL	2	1	1	0-0	0	0	0	0
12/10 @LAC	3	2	1	1-5	0	0	0	0
12/17 ARI	2	1	1	0-0	0	0	0	0
12/24 DEN	1	0	1	0-0	0	0	0	0
12/31 @NYG	4	3	1	0-0	0	0	0	0
TOTALS	27	13	14	4.5/33.5	0	0	0	1

96 Arthur Jones

	TOT	SOLO	ASST.	SACKS/YDS	PD	INT.	FR	FF
9/10 PHI	Not With Team							
9/17 @LAR	Not With Team							
9/24 OAK	Not With Team							
10/2 @KC	Not With Team							
10/15 SF	Not With Team							
10/23 @PHI	Not With Team							
10/29 DAL	Not With Team							
11/5 @SEA	0	0	0	0-0	0	0	0	0
11/12 MIN	Reserve/Injured							
11/19 @NO	Reserve/Injured							
11/23 NYG	Reserve/Injured							
11/30 @DAL	Reserve/Injured							
12/10 @LAC	Reserve/Injured							
12/17 ARI	Reserve/Injured							
12/24 DEN	Reserve/Injured							
12/31 @NYG	Reserve/Injured							
TOTALS	0	0	0	0/0	0	0	0	0

2017 WASHINGTON REDSKINS STATISTICS

DEFENSIVE LINE

72 Anthony Lanier II

	TOT	SOLO	ASST.	SACKS/YDS	PD	INT.	FR	FF
9/10 PHI	Inactive							
9/17 @LAR	Inactive							
9/24 OAK	Inactive							
10/2 @KC	Inactive							
10/15 SF	Inactive							
10/23 @PHI	0	0	0	0-0	0	0	0	0
10/29 DAL	3	2	1	0-0	0	0	0	0
11/5 @SEA	0	0	0	0-0	0	0	0	0
11/12 MIN	0	0	0	0-0	0	0	0	0
11/19 @NO	1	1	0	1-4	0	0	0	0
11/23 NYG	2	2	0	1-8	0	0	0	0
11/30 @DAL	0	0	0	0-0	0	0	0	0
12/10 @LAC	4	3	1	1-3	1	0	0	0
12/17 ARI	2	2	0	2-14	3	0	0	1
12/24 DEN	1	0	1	0-0	1	0	1	0
12/31 @NYG	1	1	0	0-0	1	0	0	0
TOTALS	14	11	3	5/29	6	0	1	1

97 Terrell McClain

	TOT	SOLO	ASST.	SACKS/YDS	PD	INT.	FR	FF
9/10 PHI	0	0	0	0-0	0	0	0	0
9/17 @LAR	1	1	0	0-0	0	0	1	0
9/24 OAK	0	0	0	0-0	0	0	0	0
10/2 @KC	3	3	0	1-10	0	0	0	0
10/15 SF	0	0	0	0-0	0	0	0	0
10/23 @PHI	1	1	0	0-0	0	0	0	0
10/29 DAL	6	4	2	0-0	0	0	0	0
11/5 @SEA	5	5	0	1-8	0	0	0	0
11/12 MIN	0	0	0	0-0	0	0	0	0
11/19 @NO	0	0	0	0-0	0	0	0	0
11/23 NYG	Inactive							
11/30 @DAL	Inactive							
12/10 @LAC	Inactive							
12/17 ARI	Inactive							
12/24 DEN	0	0	0	0-0	0	0	0	0
12/31 @NYG	1	1	0	0-0	0	0	0	0
TOTALS	17	15	2	2/18	0	0	1	0

92 Stacy McGee

	TOT	SOLO	ASST.	SACKS/YDS	PD	INT.	FR	FF
9/10 PHI	1	1	0	0-0	1	0	0	0
9/17 @LAR	0	0	0	0-0	0	0	0	0
9/24 OAK	0	0	0	0-0	0	0	0	0
10/2 @KC	3	1	2	0-0	0	0	0	0
10/15 SF	4	2	2	0-0	0	0	0	0
10/23 @PHI	1	0	1	0-0	0	0	0	0
10/29 DAL	1	1	0	0-0	0	0	0	0
11/5 @SEA	4	2	2	0-0	0	0	0	0
11/12 MIN	8	4	4	0-0	0	0	0	0
11/19 @NO	1	0	1	0-0	0	0	0	0
11/23 NYG	6	4	2	0-0	0	0	0	0
11/30 @DAL	5	2	3	0-0	0	0	0	0
12/10 @LAC	3	2	1	0-0	0	0	0	0
12/17 ARI	4	2	2	0-0	0	0	0	0
12/24 DEN	2	2	0	0-0	0	0	0	0
12/31 @NYG	1	1	0	0-0	0	0	0	0
TOTALS	44	24	20	0/0	1	0	0	0

67 Caraun Reid

	TOT	SOLO	ASST.	SACKS/YDS	PD	INT.	FR	FF
9/10 PHI	Not With Team							
9/17 @LAR	Not With Team							
9/24 OAK	Not With Team							
10/2 @KC	Not With Team							
10/15 SF	Not With Team							
10/23 @PHI	Not With Team							
10/29 DAL	Not With Team							
11/5 @SEA	Not With Team							
11/12 MIN	Not With Team							
11/19 @NO	Inactive							
11/23 NYG	Inactive							
11/30 @DAL	Inactive							
12/10 @LAC	Not With Team							
12/17 ARI	Not With Team							
12/24 DEN	Not With Team							
12/31 @NYG	Not With Team							
TOTALS	0	0	0	0/0	0	0	0	0

2017 WASHINGTON REDSKINS STATISTICS

LINEBACKERS

52 Ryan Anderson

	TOT	SOLO	ASST.	SACKS/YDS	PD	INT.	FR	FF
9/10 PHI	0	0	0	0-0	0	0	0	0
9/17 @LAR	0	0	0	0-0	0	0	0	0
9/24 OAK	2	2	0	0-0	0	0	0	0
10/2 @KC	0	0	0	0-0	0	0	0	0
10/15 SF	0	0	0	0-0	0	0	0	0
10/23 @PHI	0	0	0	0-0	0	0	0	0
10/29 DAL	0	0	0	0-0	0	0	0	0
11/5 @SEA	1	0	1	0-0	0	0	0	0
11/12 MIN	1	0	1	0-0	0	0	0	0
11/19 @NO	1	1	0	0-0	0	0	0	0
11/23 NYG	1	1	0	0-0	0	0	0	0
11/30 @DAL	1	0	1	0-0	0	0	0	0
12/10 @LAC	5	5	0	0-0	0	0	0	0
12/17 ARI	2	2	0	0-0	0	0	0	0
12/24 DEN	Inactive							
12/31 @NYG	Inactive							
TOTALS	14	11	3	0/0	0	0	0	0

53 Zach Brown

	TOT	SOLO	ASST.	SACKS/YDS	PD	INT.	FR	FF
9/10 PHI	12	7	5	0-0	0	0	0	0
9/17 @LAR	10	8	2	0-0	0	0	0	0
9/24 OAK	11	5	6	0-0	0	0	0	0
10/2 @KC	9	5	4	0-0	0	0	0	0
10/15 SF	8	6	2	0-0	0	0	0	0
10/23 @PHI	13	10	3	1.5-11	0	0	0	0
10/29 DAL	12	8	4	0-0	0	0	0	0
11/5 @SEA	11	8	3	1-0	0	0	0	0
11/12 MIN	10	5	5	0-0	0	0	0	0
11/19 @NO	5	5	0	0-0	1	0	0	0
11/23 NYG	9	6	3	0-0	1	0	0	0
11/30 @DAL	7	6	1	0-0	0	0	0	0
12/10 @LAC	10	5	5	0-0	0	0	0	0
12/17 ARI	Inactive							
12/24 DEN	Inactive							
12/31 @NYG	Inactive							
TOTALS	127	84	43	2.5/11	2	0	0	0

55 Chris Carter

	TOT	SOLO	ASST.	SACKS/YDS	PD	INT.	FR	FF
9/10 PHI	0	0	0	0-0	0	0	0	0
9/17 @LAR	0	0	0	0-0	0	0	0	0
9/24 OAK	0	0	0	0-0	0	0	0	0
10/2 @KC	0	0	0	0-0	0	0	0	0
10/15 SF	0	0	0	0-0	0	0	0	0
10/23 @PHI	0	0	0	0-0	0	0	0	0
10/29 DAL	0	0	0	0-0	0	0	0	0
11/5 @SEA	0	0	0	0-0	0	0	0	0
11/12 MIN	0	0	0	0-0	0	0	0	0
11/19 @NO	0	0	0	0-0	0	0	0	0
11/23 NYG	0	0	0	0-0	0	0	0	0
11/30 @DAL	0	0	0	0-0	0	0	0	0
12/10 @LAC	0	0	0	0-0	0	0	0	0
12/17 ARI	Reserve/Injured							
12/24 DEN	Reserve/Injured							
12/31 @NYG	Reserve/Injured							
TOTALS	0	0	0	0/0	0	0	0	0

51 Will Compton

	TOT	SOLO	ASST.	SACKS/YDS	PD	INT.	FR	FF
9/10 PHI	0	0	0	0-0	0	0	0	0
9/17 @LAR	0	0	0	0-0	0	0	0	0
9/24 OAK	1	1	0	0-0	0	0	0	0
10/2 @KC	0	0	0	0-0	0	0	0	0
10/15 SF	0	0	0	0-0	0	0	0	0
10/23 @PHI	0	0	0	0-0	0	0	0	0
10/29 DAL	7	3	4	0-0	0	0	0	0
11/5 @SEA	8	7	1	0-0	3	1	0	0
11/12 MIN	1	1	0	0-0	0	0	0	0
11/19 @NO	Reserve/Injured							
11/23 NYG	Reserve/Injured							
11/30 @DAL	Reserve/Injured							
12/10 @LAC	Reserve/Injured							
12/17 ARI	Reserve/Injured							
12/24 DEN	Reserve/Injured							
12/31 @NYG	Reserve/Injured							
TOTALS	17	12	5	0/0	3	1	0	0

54 Mason Foster

	TOT	SOLO	ASST.	SACKS/YDS	PD	INT.	FR	FF
9/10 PHI	9	8	1	0-0	0	0	1	0
9/17 @LAR	6	3	3	0-0	1	1	0	0
9/24 OAK	Inactive							
10/2 @KC	7	6	1	0-0	0	0	0	0
10/15 SF	2	1	1	0-0	0	0	0	0
10/23 @PHI	6	4	2	0.5-5	0	0	0	0
10/29 DAL	Reserve/Injured							
11/5 @SEA	Reserve/Injured							
11/12 MIN	Reserve/Injured							
11/19 @NO	Reserve/Injured							
11/23 NYG	Reserve/Injured							
11/30 @DAL	Reserve/Injured							
12/10 @LAC	Reserve/Injured							
12/17 ARI	Reserve/Injured							
12/24 DEN	Reserve/Injured							
12/31 @NYG	Reserve/Injured							
TOTALS	30	22	8	0.5/5	1	1	1	0

58 Junior Galette

	TOT	SOLO	ASST.	SACKS/YDS	PD	INT.	FR	FF
9/10 PHI	0	0	0	0-0	0	0	0	0
9/17 @LAR	2	2	0	0-0	0	0	0	0
9/24 OAK	1	0	1	0.5-3	1	0	0	0
10/2 @KC	1	1	0	0-0	0	0	0	0
10/15 SF	0	0	0	0-0	0	0	0	0
10/23 @PHI	5	4	1	0.5-4	0	0	0	0
10/29 DAL	1	0	1	0-0	0	0	0	0
11/5 @SEA	0	0	0	0-0	0	0	0	0
11/12 MIN	3	1	2	0-0	0	0	0	0
11/19 @NO	0	0	0	0-0	0	0	0	0
11/23 NYG	1	1	0	1-13	0	0	0	1
11/30 @DAL	1	0	1	0-0	0	0	0	0
12/10 @LAC	1	1	0	0-0	0	0	0	0
12/17 ARI	2	1	1	1-7	1	0	0	0
12/24 DEN	3	2	1	0-0	0	0	0	0
12/31 @NYG	1	1	0	0-0	0	0	0	0
TOTALS	22	14	8	2/20	2	0	0	1

2017 WASHINGTON REDSKINS STATISTICS

LINEBACKERS

40 Josh Harvey-Clemons

	TOT	SOLO	ASST.	SACKS/YDS	PD	INT.	FR	FF
9/10 PHI	Inactive							
9/17 @LAR	Inactive							
9/24 OAK	Did Not Play							
10/2 @KC	Inactive							
10/15 SF	Inactive							
10/23 @PHI	Inactive							
10/29 DAL	0	0	0	0-0	0	0	0	0
11/5 @SEA	0	0	0	0-0	0	0	0	0
11/12 MIN	0	0	0	0-0	0	0	0	0
11/19 @NO	0	0	0	0-0	0	0	0	0
11/23 NYG	2	0	2	0-0	0	0	0	0
11/30 @DAL	1	0	1	0.5-4.5	0	0	0	0
12/10 @LAC	0	0	0	0-0	0	0	0	0
12/17 ARI	2	2	0	0-0	0	0	0	0
12/24 DEN	4	2	2	0-0	0	0	0	0
12/31 @NYG	2	2	0	0-0	1	0	0	0
TOTALS	11	6	5	0.5/4.5	1	0	0	0

91 Ryan Kerrigan

	TOT	SOLO	ASST.	SACKS/YDS	PD	INT.	FR	FF
9/10 PHI	3	2	1	0.5-3.5	1	1	0	0
9/17 @LAR	1	1	0	1-5	0	0	0	1
9/24 OAK	4	4	0	1-5	0	0	0	0
10/2 @KC	1	0	1	0-0	0	0	0	0
10/15 SF	2	1	1	1-11	0	0	0	0
10/23 @PHI	6	2	4	0.5-4	0	0	0	1
10/29 DAL	2	2	0	2-5	0	0	0	0
11/5 @SEA	3	2	1	0-0	0	0	0	0
11/12 MIN	1	1	0	0-0	0	0	0	0
11/19 @NO	4	4	0	1-6	0	0	0	0
11/23 NYG	5	3	2	2-6	0	0	0	0
11/30 @DAL	4	3	1	0-0	0	0	0	0
12/10 @LAC	2	2	0	0-0	0	0	0	0
12/17 ARI	2	2	0	0-0	0	0	0	0
12/24 DEN	4	3	1	2-17	0	0	0	0
12/31 @NYG	2	2	0	2-11	0	0	0	1
TOTALS	46	34	12	13/73.5	1	1	0	3

41 Otha Peters

	TOT	SOLO	ASST.	SACKS/YDS	PD	INT.	FR	FF
9/10 PHI	Not With Team							
9/17 @LAR	Not With Team							
9/24 OAK	Not With Team							
10/2 @KC	Not With Team							
10/15 SF	Not With Team							
10/23 @PHI	Not With Team							
10/29 DAL	Not With Team							
11/5 @SEA	Not With Team							
11/12 MIN	Not With Team							
11/19 @NO	Practice Squad							
11/23 NYG	Practice Squad							
11/30 @DAL	Practice Squad							
12/10 @LAC	Practice Squad							
12/17 ARI	0	0	0	0-0	0	0	0	0
12/24 DEN	0	0	0	0-0	0	0	0	0
12/31 @NYG	0	0	0	0-0	0	0	0	0
TOTALS	0	0	0	0/0	0	0	0	0

45 Pete Robertson

	TOT	SOLO	ASST.	SACKS/YDS	PD	INT.	FR	FF
9/10 PHI	Practice Squad							
9/17 @LAR	Practice Squad							
9/24 OAK	Practice Squad							
10/2 @KC	Practice Squad							
10/15 SF	Practice Squad							
10/23 @PHI	Practice Squad							
10/29 DAL	Practice Squad							
11/5 @SEA	Practice Squad							
11/12 MIN	Practice Squad							
11/19 @NO	Practice Squad							
11/23 NYG	0	0	0	0-0	0	0	0	0
11/30 @DAL	Inactive							
12/10 @LAC	Practice Squad							
12/17 ARI	0	0	0	0-0	0	0	0	0
12/24 DEN	1	1	0	0-0	0	0	0	0
12/31 @NYG	1	0	1	0-0	0	0	0	0
TOTALS	2	1	1	0/0	0	0	0	0

94 Preston Smith

	TOT	SOLO	ASST.	SACKS/YDS	PD	INT.	FR	FF
9/10 PHI	4	4	0	1-2	0	0	0	0
9/17 @LAR	3	2	1	1-7	0	0	0	0
9/24 OAK	2	2	0	1-3	1	0	0	0
10/2 @KC	2	1	1	1-9	0	0	0	0
10/15 SF	2	1	1	0.5-5	0	0	0	0
10/23 @PHI	5	5	0	0-0	0	0	0	0
10/29 DAL	1	1	0	0-0	0	0	0	0
11/5 @SEA	1	0	1	0-0	0	0	0	0
11/12 MIN	2	1	1	0-0	0	0	0	0
11/19 @NO	4	3	1	0-0	0	0	0	0
11/23 NYG	0	0	0	0-0	0	0	0	0
11/30 @DAL	5	1	4	0.5-4.5	0	0	0	0
12/10 @LAC	0	0	0	0-0	0	0	0	0
12/17 ARI	3	3	0	1-5	1	1	1	0
12/24 DEN	5	5	0	2-5	0	0	0	1
12/31 @NYG	3	2	1	0-0	1	1	0	0
TOTALS	42	31	11	8/40.5	3	2	1	1

50 Martrell Spaight

	TOT	SOLO	ASST.	SACKS/YDS	PD	INT.	FR	FF
9/10 PHI	0	0	0	0-0	0	0	0	0
9/17 @LAR	0	0	0	0-0	0	0	0	0
9/24 OAK	9	3	6	0-0	0	0	1	0
10/2 @KC	8	6	2	0-0	0	0	0	0
10/15 SF	0	0	0	0-0	0	0	0	0
10/23 @PHI	0	0	0	0-0	0	0	0	0
10/29 DAL	6	4	2	0-0	0	0	0	0
11/5 @SEA	0	0	0	0-0	0	0	0	0
11/12 MIN	7	2	5	0-0	0	0	0	0
11/19 @NO	7	3	4	0-0	1	0	0	0
11/23 NYG	Inactive							
11/30 @DAL	1	1	0	0-0	0	0	0	0
12/10 @LAC	2	2	0	0-0	0	0	0	0
12/17 ARI	8	6	2	0-0	0	0	0	0
12/24 DEN	8	5	3	0-0	1	0	0	0
12/31 @NYG	13	9	4	0-0	0	0	0	0
TOTALS	69	41	28	0/0	2	0	1	0

2017 WASHINGTON REDSKINS STATISTICS

LINEBACKERS

56 Zach Vigil

	TOT	SOLO	ASST.	SACKS/YDS	PD	INT.	FR	FF
9/10 PHI	Not With Team							
9/17 @LAR	Not With Team							
9/24 OAK	Not With Team							
10/2 @KC	Not With Team							
10/15 SF	Not With Team							
10/23 @PHI	Not With Team							
10/29 DAL	Not With Team							
11/5 @SEA	Not With Team							
11/12 MIN	Not With Team							
11/19 @NO	0	0	0	0-0	0	0	0	0
11/23 NYG	4	2	2	0-0	0	0	0	0
11/30 @DAL	6	4	2	0-0	0	0	0	0
12/10 @LAC	9	7	2	0-0	0	0	0	0
12/17 ARI	8	6	2	0-0	1	0	0	0
12/24 DEN	14	12	2	0-0	0	0	1	0
12/31 @NYG	14	6	8	0-0	1	0	0	0
TOTALS	55	37	18	0/0	2	0	1	0

2017 WASHINGTON REDSKINS STATISTICS

DEFENSIVE BACKS

26 Bashaud Breeland

	TOT	SOLO	ASST.	SACKS/YDS	PD	INT.	FR	FF
9/10 PHI	2	1	1	0-0	1	0	0	0
9/17 @LAR	1	1	0	0-0	0	0	0	0
9/24 OAK	3	1	2	0-0	1	0	0	0
10/2 @KC	6	6	0	0-0	1	0	0	0
10/15 SF	6	6	0	0-0	1	0	0	0
10/23 @PHI	2	2	0	0-0	2	0	0	0
10/29 DAL	Inactive							
11/5 @SEA	2	1	1	0-0	1	0	0	0
11/12 MIN	3	1	2	0-0	0	0	0	0
11/19 @NO	2	2	0	0-0	3	0	0	0
11/23 NYG	2	1	1	0-0	2	0	0	0
11/30 @DAL	2	2	0	0-0	1	0	0	0
12/10 @LAC	6	4	2	0-0	1	1	0	0
12/17 ARI	4	3	1	0-0	1	0	0	0
12/24 DEN	4	2	2	0-0	1	0	0	0
12/31 @NYG	2	1	1	0-0	3	0	0	0
TOTALS	47	34	13	0/0	19	1	0	0

47 Quinton Dunbar

	TOT	SOLO	ASST.	SACKS/YDS	PD	INT.	FR	FF
9/10 PHI	0	0	0	0-0	0	0	0	0
9/17 @LAR	0	0	0	0-0	0	0	0	0
9/24 OAK	1	1	0	0-0	0	0	0	0
10/2 @KC	4	4	0	0-0	0	0	0	0
10/15 SF	8	6	2	0-0	2	0	0	0
10/23 @PHI	4	4	0	0-0	2	1	0	0
10/29 DAL	2	2	0	0-0	2	0	0	0
11/5 @SEA	3	3	0	0-0	1	0	0	0
11/12 MIN	0	0	0	0-0	0	0	0	0
11/19 @NO	Inactive							
11/23 NYG	0	0	0	0-0	0	0	0	0
11/30 @DAL	1	1	0	0-0	0	0	0	0
12/10 @LAC	4	2	2	0-0	1	0	0	0
12/17 ARI	0	0	0	0-0	0	0	0	0
12/24 DEN	1	1	0	0-0	0	0	0	0
12/31 @NYG	0	0	0	0-0	0	0	0	0
TOTALS	28	24	4	0/0	8	1	0	0

22 Deshazor Everett

	TOT	SOLO	ASST.	SACKS/YDS	PD	INT.	FR	FF
9/10 PHI	7	2	5	0-0	0	0	0	0
9/17 @LAR	0	0	0	0-0	0	0	0	0
9/24 OAK	0	0	0	0-0	1	0	0	0
10/2 @KC	3	3	0	0-0	0	0	0	0
10/15 SF	Inactive							
10/23 @PHI	Inactive							
10/29 DAL	0	0	0	0-0	0	0	0	0
11/5 @SEA	0	0	0	0-0	0	0	0	0
11/12 MIN	3	2	1	0-0	0	0	0	0
11/19 @NO	0	0	0	0-0	0	0	0	0
11/23 NYG	6	4	2	0-0	0	0	0	0
11/30 @DAL	6	3	3	0-0	1	0	0	0
12/10 @LAC	11	6	5	0-0	1	0	0	0
12/17 ARI	4	3	1	0-0	1	0	0	0
12/24 DEN	2	1	1	0-0	0	0	0	1
12/31 @NYG	10	7	3	0-0	1	0	0	0
TOTALS	52	31	21	0/0	5	0	0	1

29 Kendall Fuller

	TOT	SOLO	ASST.	SACKS/YDS	PD	INT.	FR	FF
9/10 PHI	5	4	1	0-0	1	0	0	0
9/17 @LAR	4	4	0	0-0	0	0	0	0
9/24 OAK	3	1	2	0-0	1	1	0	1
10/2 @KC	2	2	0	0-0	0	0	0	0
10/15 SF	1	1	0	0-0	2	1	0	0
10/23 @PHI	4	4	0	0-0	0	0	0	0
10/29 DAL	3	1	2	0-0	0	0	0	0
11/5 @SEA	4	3	1	0-0	1	1	0	0
11/12 MIN	3	2	1	0-0	0	0	0	0
11/19 @NO	7	5	2	0-0	0	0	0	0
11/23 NYG	0	0	0	0-0	1	1	0	0
11/30 @DAL	4	3	1	0-0	0	0	0	0
12/10 @LAC	2	2	0	0-0	0	0	0	0
12/17 ARI	8	6	2	0-0	2	0	0	0
12/24 DEN	2	2	0	0-0	1	0	0	0
12/31 @NYG	2	2	0	0-0	1	0	0	0
TOTALS	54	42	12	0/0	10	4	0	1

23 DeAngelo Hall

	TOT	SOLO	ASST.	SACKS/YDS	PD	INT.	FR	FF
9/10 PHI	Reserve/Physically Unable to Perform							
9/17 @LAR	Reserve/Physically Unable to Perform							
9/24 OAK	Reserve/Physically Unable to Perform							
10/2 @KC	Reserve/Physically Unable to Perform							
10/15 SF	Reserve/Physically Unable to Perform							
10/23 @PHI	Reserve/Physically Unable to Perform							
10/29 DAL	Reserve/Physically Unable to Perform							
11/5 @SEA	5	4	1	0-0	2	0	0	0
11/12 MIN	3	2	1	0-0	0	0	0	0
11/19 @NO	6	5	1	0-0	0	0	0	0
11/23 NYG	0	0	0	0-0	0	0	0	0
11/30 @DAL	0	0	0	0-0	0	0	0	0
12/10 @LAC	0	0	0	0-0	0	0	0	0
12/17 ARI	Did Not Play							
12/24 DEN	Inactive							
12/31 @NYG	Inactive							
TOTALS	14	11	3	0/0	2	0	0	0

38 Joshua Holsey

	TOT	SOLO	ASST.	SACKS/YDS	PD	INT.	FR	FF
9/10 PHI	Inactive							
9/17 @LAR	Inactive							
9/24 OAK	Inactive							
10/2 @KC	Inactive							
10/15 SF	0	0	0	0-0	0	0	0	0
10/23 @PHI	0	0	0	0-0	0	0	0	0
10/29 DAL	0	0	0	0-0	0	0	0	0
11/5 @SEA	0	0	0	0-0	0	0	0	0
11/12 MIN	0	0	0	0-0	0	0	0	0
11/19 @NO	0	0	0	0-0	0	0	0	0
11/23 NYG	0	0	0	0-0	0	0	0	0
11/30 @DAL	0	0	0	0-0	0	0	0	0
12/10 @LAC	0	0	0	0-0	0	0	0	0
12/17 ARI	0	0	0	0-0	0	0	0	0
12/24 DEN	0	0	0	0-0	0	0	0	0
12/31 @NYG	0	0	0	0-0	0	0	0	0
TOTALS	0	0	0	0/0	0	0	0	0

2017 WASHINGTON REDSKINS STATISTICS

DEFENSIVE BACKS

39 Stefan McClure

	TOT	SOLO	ASST.	SACKS/YDS	PD	INT.	FR	FF
9/10 PHI	0	0	0	0-0	0	0	0	0
9/17 @LAR	0	0	0	0-0	0	0	0	0
9/24 OAK	0	0	0	0-0	0	0	0	0
10/2 @KC	1	1	0	0-0	0	0	0	0
10/15 SF	0	0	0	0-0	0	0	0	0
10/23 @PHI	0	0	0	0-0	0	0	0	0
10/29 DAL	0	0	0	0-0	0	0	0	0
11/5 @SEA	Reserve/Injured							
11/12 MIN	Not With Team							
11/19 @NO	Not With Team							
11/23 NYG	Not With Team							
11/30 @DAL	Not With Team							
12/10 @LAC	Not With Team							
12/17 ARI	Not With Team							
12/24 DEN	Not With Team							
12/31 @NYG	Not With Team							
TOTALS	1	1	0	0/0	0	0	0	0

31 Fabian Moreau

	TOT	SOLO	ASST.	SACKS/YDS	PD	INT.	FR	FF
9/10 PHI	0	0	0	0-0	0	0	0	0
9/17 @LAR	0	0	0	0-0	0	0	0	0
9/24 OAK	1	0	1	0-0	0	0	0	0
10/2 @KC	2	1	1	0-0	0	0	0	0
10/15 SF	3	2	1	0-0	1	0	0	0
10/23 @PHI	0	0	0	0-0	0	0	0	0
10/29 DAL	0	0	0	0-0	0	0	0	0
11/5 @SEA	0	0	0	0-0	0	0	0	0
11/12 MIN	0	0	0	0-0	0	0	0	0
11/19 @NO	0	0	0	0-0	0	0	0	0
11/23 NYG	0	0	0	0-0	0	0	0	0
11/30 @DAL	0	0	0	0-0	0	0	0	0
12/10 @LAC	0	0	0	0-0	0	0	0	0
12/17 ARI	0	0	0	0-0	0	0	0	0
12/24 DEN	1	1	0	0-0	0	0	0	0
12/31 @NYG	0	0	0	0-0	0	0	0	0
TOTALS	7	4	3	0/0	1	0	0	0

35 Montae Nicholson

	TOT	SOLO	ASST.	SACKS/YDS	PD	INT.	FR	FF
9/10 PHI	0	0	0	0-0	0	0	0	0
9/17 @LAR	2	2	0	0-0	0	0	0	0
9/24 OAK	1	1	0	0-0	1	1	0	0
10/2 @KC	3	3	0	0-0	0	0	0	0
10/15 SF	6	4	2	0-0	1	0	0	0
10/23 @PHI	3	1	2	0-0	0	0	0	0
10/29 DAL	5	3	2	0-0	0	0	0	0
11/5 @SEA	Did Not Play							
11/12 MIN	Inactive							
11/19 @NO	4	4	0	0-0	0	0	0	0
11/23 NYG	Inactive							
11/30 @DAL	Inactive							
12/10 @LAC	Inactive							
12/17 ARI	Inactive							
12/24 DEN	Reserve/Injured							
12/31 @NYG	Reserve/Injured							
TOTALS	24	18	6	0/0	2	1	0	0

24 Josh Norman

	TOT	SOLO	ASST.	SACKS/YDS	PD	INT.	FR	FF
9/10 PHI	3	2	1	0-0	3	0	0	0
9/17 @LAR	6	5	1	0-0	0	0	0	2
9/24 OAK	3	2	1	0-0	0	0	0	0
10/2 @KC	2	1	1	0-0	1	0	0	0
10/15 SF	Inactive							
10/23 @PHI	Inactive							
10/29 DAL	4	2	2	0-0	0	0	1	0
11/5 @SEA	6	5	1	0-0	1	0	0	0
11/12 MIN	9	7	2	0-0	0	0	0	0
11/19 @NO	7	5	2	0-0	0	0	0	0
11/23 NYG	1	1	0	0-0	1	0	0	0
11/30 @DAL	4	4	0	0-0	0	0	0	0
12/10 @LAC	3	3	0	0-0	1	0	0	0
12/17 ARI	6	3	3	0-0	1	0	0	0
12/24 DEN	5	4	1	0-0	0	0	0	0
12/31 @NYG	5	3	2	0-0	1	0	0	0
TOTALS	64	47	17	0/0	9	0	1	2

37 Fish Smithson

	TOT	SOLO	ASST.	SACKS/YDS	PD	INT.	FR	FF
9/10 PHI	Practice Squad							
9/17 @LAR	Practice Squad							
9/24 OAK	Practice Squad							
10/2 @KC	Practice Squad							
10/15 SF	Practice Squad							
10/23 @PHI	Practice Squad							
10/29 DAL	Practice Squad							
11/5 @SEA	Practice Squad							
11/12 MIN	Practice Squad							
11/19 @NO	Practice Squad							
11/23 NYG	Practice Squad							
11/30 @DAL	Practice Squad							
12/10 @LAC	Practice Squad							
12/17 ARI	Practice Squad							
12/24 DEN	0	0	0	0-0	0	0	0	0
12/31 @NYG	0	0	0	0-0	0	0	0	0
TOTALS	0	0	0	0.5/5	0	0	0	0

36 D.J. Swearinger

	TOT	SOLO	ASST.	SACKS/YDS	PD	INT.	FR	FF
9/10 PHI	5	5	0	0-0	1	0	0	0
9/17 @LAR	4	4	0	0-0	0	0	0	0
9/24 OAK	2	1	1	0-0	0	0	0	0
10/2 @KC	5	5	0	0.5-5	0	0	0	0
10/15 SF	6	3	3	0-0	1	0	0	0
10/23 @PHI	4	4	0	0-0	0	0	0	0
10/29 DAL	7	5	2	0-0	0	0	0	0
11/5 @SEA	3	2	1	0-0	2	0	0	0
11/12 MIN	5	3	2	0-0	2	2	0	0
11/19 @NO	6	5	1	0-0	1	1	0	0
11/23 NYG	4	3	1	0-0	0	0	0	0
11/30 @DAL	6	5	1	0-0	0	0	0	0
12/10 @LAC	3	2	1	0-0	1	0	0	0
12/17 ARI	4	3	1	0-0	1	0	0	0
12/24 DEN	4	3	1	0-0	1	1	0	0
12/31 @NYG	11	9	2	0-0	0	0	0	1
TOTALS	79	62	17	0.5/5	10	4	0	1

2017 WASHINGTON REDSKINS STATISTICS

KICKOFF RETURNS

39 Kapri Bibbs

	NO.	YDS	AVG.	FC	LG	TD
9/10 PHI	Not With Team					
9/17 @LAR	Not With Team					
9/24 OAK	Not With Team					
10/2 @KC	Not With Team					
10/15 SF	Not With Team					
10/23 @PHI	Not With Team					
10/29 DAL	Not With Team					
11/5 @SEA	Not With Team					
11/12 MIN	Not With Team					
11/19 @NO	Not With Team					
11/23 NYG	Not With Team					
11/30 @DAL	Practice Squad					
12/10 @LAC	Practice Squad					
12/17 ARI	0	0	0.0	0	0	0
12/24 DEN	0	0	0.0	0	0	0
12/31 @NYG	2	17	8.5	0	17	0
TOTALS	2	17	8.5	0	17	0

26 Bashaud Breeland

	NO.	YDS	AVG.	FC	LG	TD
9/10 PHI	3	59	19.7	0	24	0
9/17 @LAR	0	0	0.0	0	0	0
9/24 OAK	0	0	0.0	0	0	0
10/2 @KC	0	0	0.0	0	0	0
10/15 SF	0	0	0.0	0	0	0
10/23 @PHI	0	0	0.0	0	0	0
10/29 DAL	Inactive					
11/5 @SEA	0	0	0.0	0	0	0
11/12 MIN	0	0	0.0	0	0	0
11/19 @NO	0	0	0.0	0	0	0
11/23 NYG	0	0	0.0	0	0	0
11/30 @DAL	0	0	0.0	0	0	0
12/10 @LAC	4	88	22.0	0	35	0
12/17 ARI	3	61	20.3	0	30	0
12/24 DEN	0	0	0.0	0	0	0
12/31 @NYG	0	0	0.0	0	0	0
TOTALS	10	208	19.7	0	35	0

29 Kendall Fuller

	NO.	YDS	AVG.	FC	LG	TD
9/10 PHI	0	0	0.0	0	0	0
9/17 @LAR	0	0	0.0	0	0	0
9/24 OAK	0	0	0.0	0	0	0
10/2 @KC	0	0	0.0	0	0	0
10/15 SF	0	0	0.0	0	0	0
10/23 @PHI	0	0	0.0	0	0	0
10/29 DAL	0	0	0.0	0	0	0
11/5 @SEA	0	0	0.0	0	0	0
11/12 MIN	0	0	0.0	0	0	0
11/19 @NO	0	0	0.0	0	0	0
11/23 NYG	0	0	0.0	0	0	0
11/30 @DAL	1	12	12.0	0	12	0
12/10 @LAC	0	0	0.0	0	0	0
12/17 ARI	0	0	0.0	0	0	0
12/24 DEN	0	0	0.0	0	0	0
12/31 @NYG	0	0	0.0	0	0	0
TOTALS	1	12	12.0	0	12	0

13 Maurice Harris

	NO.	YDS	AVG.	FC	LG	TD
9/10 PHI	Practice Squad					
9/17 @LAR	Practice Squad					
9/24 OAK	Practice Squad					
10/2 @KC	Practice Squad					
10/15 SF	Practice Squad					
10/23 @PHI	Practice Squad					
10/29 DAL	Practice Squad					
11/5 @SEA	Practice Squad					
11/12 MIN	1	24	24.0	0	24	0
11/19 @NO	0	0	0.0	0	0	0
11/23 NYG	0	0	0.0	0	0	0
11/30 @DAL	1	13	13.0	0	13	0
12/10 @LAC	Inactive					
12/17 ARI	1	34	34.0	0	34	0
12/24 DEN	Inactive					
12/31 @NYG	0	0	0.0	0	0	0
TOTALS	3	71	23.7	0	34	0

20 Rob Kelley

	NO.	YDS	AVG.	FC	LG	TD
9/10 PHI	0	0	0.0	0	0	0
9/17 @LAR	0	0	0.0	0	0	0
9/24 OAK	Inactive					
10/2 @KC	0	0	0.0	0	0	0
10/15 SF	Inactive					
10/23 @PHI	0	0	0.0	0	0	0
10/29 DAL	0	0	0.0	0	0	0
11/5 @SEA	1	16	16.0	0	16	0
11/12 MIN	0	0	0.0	0	0	0
11/19 @NO	Reserve/Injured					
11/23 NYG	Reserve/Injured					
11/30 @DAL	Reserve/Injured					
12/10 @LAC	Reserve/Injured					
12/17 ARI	Reserve/Injured					
12/24 DEN	Reserve/Injured					
12/31 @NYG	Reserve/Injured					
TOTALS	1	16	16.0	0	16	0

34 Byron Marshall

	NO.	YDS	AVG.	FC	LG	TD
9/10 PHI	Not With Team					
9/17 @LAR	Not With Team					
9/24 OAK	Not With Team					
10/2 @KC	Not With Team					
10/15 SF	Not With Team					
10/23 @PHI	Not With Team					
10/29 DAL	Not With Team					
11/5 @SEA	Not With Team					
11/12 MIN	Not With Team					
11/19 @NO	0	0	0.0	0	0	0
11/23 NYG	2	38	19.0	0	21	0
11/30 @DAL	1	29	29.0	0	29	0
12/10 @LAC	1	22	22.0	0	22	0
12/17 ARI	Reserve/Injured					
12/24 DEN	Reserve/Injured					
12/31 @NYG	Reserve/Injured					
TOTALS	4	89	22.3	0	29	0

2017 WASHINGTON REDSKINS STATISTICS

KICKOFF RETURNS

84 Niles Paul

	NO.	YDS	AVG.	FC	LG	TD
9/10 PHI	0	0	0.0	0	0	0
9/17 @LAR	0	0	0.0	0	0	0
9/24 OAK	0	0	0.0	0	0	0
10/2 @KC	0	0	0.0	0	0	0
10/15 SF	0	0	0.0	0	0	0
10/23 @PHI	0	0	0.0	0	0	0
10/29 DAL	0	0	0.0	0	0	0
11/5 @SEA	Inactive					
11/12 MIN	Inactive					
11/19 @NO	0	0	0.0	0	0	0
11/23 NYG	0	0	0.0	0	0	0
11/30 @DAL	0	0	0.0	0	0	0
12/10 @LAC	1	18	18.0	0	18	0
12/17 ARI	0	0	0.0	0	0	0
12/24 DEN	2	29	14.5	0	24	0
12/31 @NYG	0	0	0.0	0	0	0
TOTALS	3	47	15.7	0	24	0

32 Samaje Perine

	NO.	YDS	AVG.	FC	LG	TD
9/10 PHI	0	0	0.0	0	0	0
9/17 @LAR	0	0	0.0	0	0	0
9/24 OAK	0	0	0.0	0	0	0
10/2 @KC	0	0	0.0	0	0	0
10/15 SF	0	0	0.0	0	0	0
10/23 @PHI	0	0	0.0	0	0	0
10/29 DAL	0	0	0.0	0	0	0
11/5 @SEA	1	20	20.0	0	20	0
11/12 MIN	1	28	28.0	0	28	0
11/19 @NO	0	0	0.0	0	0	0
11/23 NYG	0	0	0.0	0	0	0
11/30 @DAL	0	0	0.0	0	0	0
12/10 @LAC	0	0	0.0	0	0	0
12/17 ARI	0	0	0.0	0	0	0
12/24 DEN	0	0	0.0	0	0	0
12/31 @NYG	0	0	0.0	0	0	0
TOTALS	2	48	24.0	0	28	0

25 Chris Thompson

	NO.	YDS	AVG.	FC	LG	TD
9/10 PHI	1	18	18.0	0	18	0
9/17 @LAR	1	16	16.0	0	16	0
9/24 OAK	0	0	0.0	0	0	0
10/2 @KC	0	0	0.0	0	0	0
10/15 SF	0	0	0.0	0	0	0
10/23 @PHI	1	18	18.0	0	18	0
10/29 DAL	3	61	20.3	0	22	0
11/5 @SEA	0	0	0.0	0	0	0
11/12 MIN	2	52	26.0	0	29	0
11/19 @NO	0	0	0.0	0	0	0
11/23 NYG	Reserve/Injured					
11/30 @DAL	Reserve/Injured					
12/10 @LAC	Reserve/Injured					
12/17 ARI	Reserve/Injured					
12/24 DEN	Reserve/Injured					
12/31 @NYG	Reserve/Injured					
TOTALS	8	165	20.6	0	29	0

2017 WASHINGTON REDSKINS STATISTICS

PUNT RETURNS

80 Jamison Crowder

	NO.	YDS	AVG.	FC	LG	TD
9/10 PHI	2	3	1.5	1	3	0
9/17 @LAR	2	13	6.5	0	13	0
9/24 OAK	4	23	5.8	2	18	0
10/2 @KC	0	0	0.0	1	0	0
10/15 SF	1	6	6.0	4	6	0
10/23 @PHI	3	24	8.0	0	14	0
10/29 DAL	1	-1	-1.0	1	-1	0
11/5 @SEA	Inactive					
11/12 MIN	0	0	0.0	2	0	0
11/19 @NO	0	0	0.0	2	0	0
11/23 NYG	4	20	5.0	1	14	0
11/30 @DAL	1	4	4.0	2	4	0
12/10 @LAC	3	12	4.0	1	10	0
12/17 ARI	2	18	9.0	1	9	0
12/24 DEN	1	3	3.0	1	3	0
12/31 @NYG	3	46	15.3	2	29	0
TOTALS	27	171	6.3	21	29	0

23 DeAngelo Hall

	NO.	YDS	AVG.	FC	LG	TD
9/10 PHI	Reserve/Physically Unable to Perform					
9/17 @LAR	Reserve/Physically Unable to Perform					
9/24 OAK	Reserve/Physically Unable to Perform					
10/2 @KC	Reserve/Physically Unable to Perform					
10/15 SF	Reserve/Physically Unable to Perform					
10/23 @PHI	Reserve/Physically Unable to Perform					
10/29 DAL	Reserve/Physically Unable to Perform					
11/5 @SEA	2	7	3.5	0	7	0
11/12 MIN	0	0	0.0	0	0	0
11/19 @NO	0	0	0.0	0	0	0
11/23 NYG	0	0	0.0	0	0	0
11/30 @DAL	0	0	0.0	0	0	0
12/10 @LAC	0	0	0.0	0	0	0
12/17 ARI	Did Not Play					
12/24 DEN	Inactive					
12/31 @NYG	Inactive					
TOTALS	2	7	3.5	0	7	0

13 Maurice Harris

	NO.	YDS	AVG.	FC	LG	TD
9/10 PHI	Practice Squad					
9/17 @LAR	Practice Squad					
9/24 OAK	Practice Squad					
10/2 @KC	Practice Squad					
10/15 SF	Practice Squad					
10/23 @PHI	Practice Squad					
10/29 DAL	Practice Squad					
11/5 @SEA	Practice Squad					
11/12 MIN	0	0	0.0	0	0	0
11/19 @NO	0	0	0.0	0	0	0
11/23 NYG	0	0	0.0	1	0	0
11/30 @DAL	0	0	0.0	0	0	0
12/10 @LAC	Inactive					
12/17 ARI	0	0	0.0	0	0	0
12/24 DEN	Inactive					
12/31 @NYG	0	0	0.0	0	0	0
TOTALS	0	0	0	1	0	0

2017 WASHINGTON REDSKINS STATISTICS

KICKING

3 Dustin Hopkins

	XP - XPA	Under 20 FG - FGA	20-29 Yds FG - FGA	30-39 Yds FG - FGA	40-49 Yds FG - FGA	50+ Yds FG - FGA	Total FG - FGA	OPPONENTS' KICKOFF RETURNS				
								NO.	YDS	AVG.	TB	TD
9/10 PHI	2 - 2	0 - 0	0 - 0	1 - 1	0 - 0	0 - 0	1 - 1	1	8	8.0	3	0
9/17 @LAR	3 - 3	0 - 0	1 - 1	0 - 0	1 - 1	0 - 1	2 - 3	3	59	19.7	3	0
9/24 OAK	3 - 3	0 - 0	2 - 2	0 - 0	0 - 0	0 - 1	2 - 3	1	27	27.0	5	0
10/2 @KC	2 - 2	1 - 1	0 - 0	0 - 0	1 - 1	0 - 0	2 - 2	2	43	21.5	3	0
10/15 SF	2 - 3	0 - 0	1 - 1	0 - 0	1 - 1	0 - 0	2 - 2	0	0	0.0	6	0
10/23 @PHI	Reserve/Injured											
10/29 DAL	Reserve/Injured											
11/5 @SEA	Reserve/Injured											
11/12 MIN	Reserve/Injured											
11/19 @NO	Reserve/Injured											
11/23 NYG	Reserve/Injured											
11/30 @DAL	Reserve/Injured											
12/10 @LAC	Reserve/Injured											
12/17 ARI	2 - 2	0 - 0	1 - 1	1 - 1	0 - 0	0 - 0	2 - 2	2	18	9.0	3	0
12/24 DEN	3 - 3	0 - 0	2 - 2	0 - 0	0 - 0	0 - 0	2 - 2	2	26	13.0	4	0
12/31 @NYG	1 - 1	0 - 0	0 - 0	0 - 0	1 - 2	0 - 0	1 - 2	0	0	0.0	2	0
TOTALS	18 - 19	1 - 1	7 - 7	2 - 2	4 - 5	0 - 2	14 - 17	11	181	16.5	29	0
	94.7%	100.0%	100.0%	100.0%	80.0%	0.0%	82.4%					

6 Nick Rose

	XP - XPA	Under 20 FG - FGA	20-29 Yds FG - FGA	30-39 Yds FG - FGA	40-49 Yds FG - FGA	50+ Yds FG - FGA	Total FG - FGA	OPPONENTS' KICKOFF RETURNS				
								NO.	YDS	AVG.	TB	TD
9/10 PHI	Not With Team											
9/17 @LAR	Not With Team											
9/24 OAK	Not With Team											
10/2 @KC	Not With Team											
10/15 SF	Not With Team											
10/23 @PHI	3 - 3	0 - 0	1 - 1	0 - 0	0 - 0	0 - 0	1 - 1	1	22	22.0	3	0
10/29 DAL	1 - 2	0 - 0	0 - 0	1 - 2	1 - 1	0 - 0	2 - 3	1	6	6.0	4	0
11/5 @SEA	2 - 2	0 - 0	1 - 1	0 - 0	0 - 0	0 - 0	1 - 1	2	33	16.5	3	0
11/12 MIN	3 - 3	0 - 0	2 - 2	0 - 0	0 - 0	1 - 1	3 - 3	2	57	28.5	4	0
11/19 @NO	4 - 4	0 - 0	0 - 0	1 - 1	0 - 0	0 - 0	1 - 1	4	80	20.0	2	0
11/23 NYG	2 - 2	0 - 0	1 - 1	1 - 1	0 - 0	0 - 0	2 - 2	2	39	19.5	3	0
11/30 @DAL	2 - 2	0 - 0	0 - 0	0 - 0	0 - 0	0 - 0	0 - 0	0	0	0.0	3	0
12/10 @LAC	1 - 2	0 - 0	0 - 0	0 - 0	0 - 0	0 - 0	0 - 0	1	20	20.0	2	0
12/17 ARI	Not With Team											
12/24 DEN	Not With Team											
12/31 @NYG	Not With Team											
TOTALS	18 - 20	0 - 0	5 - 5	3 - 4	1 - 1	1 - 1	10 - 11	13	257	19.8	24	0
	90.0%	0.0%	100.0%	75.0%	100.0%	100.0%	90.9%					

2017 WASHINGTON REDSKINS STATISTICS

PUNTING

5 Tress Way

	NO.	YDS	LG	GROSS AVG.	NET AVG.	TB	INSIDE 20	BLK	OPPONENTS' PUNT RETURNS				
	NO.	YDS	LG	GROSS AVG.	NET AVG.	TB	INSIDE 20	BLK	NO.	YDS	AVG.	FC	TD
9/10 PHI	4	162	50	40.5	40.5	0	2	0	0	0	0.0	2	0
9/17 @LAR	4	204	62	51.0	45.0	0	2	0	4	24	6.0	0	0
9/24 OAK	5	221	58	44.2	43.4	0	3	0	2	4	2.0	3	0
10/2 @KC	4	169	52	42.3	37.3	1	2	0	1	0	0.0	2	0
10/15 SF	4	181	51	45.3	30.5	1	1	0	1	39	39.0	2	0
10/23 @PHI	5	239	60	47.8	39.4	1	2	0	2	22	11.0	2	0
10/29 DAL	3	140	49	46.7	40.3	0	1	0	2	19	9.5	1	0
11/5 @SEA	8	320	53	40	34.4	0	1	0	5	45	9.0	1	0
11/12 MIN	1	52	52	52	43	0	1	0	1	9	9.0	0	0
11/19 @NO	5	248	60	49.6	38	1	1	0	2	38	19.0	2	0
11/23 NYG	7	308	55	44	40	1	4	0	2	8	4.0	2	0
11/30 @DAL	5	213	55	42.6	25	0	3	0	2	88	44.0	3	1
12/10 @LAC	8	345	56	43.1	37.3	0	3	0	2	47	23.5	3	0
12/17 ARI	6	319	56	53.2	42.7	1	2	0	5	43	8.6	0	0
12/24 DEN	5	247	64	49.4	45.8	0	1	0	3	18	6.0	1	7
12/31 @NYG	9	426	54	47.3	43.9	0	4	0	5	31	6.2	3	0
TOTALS	83	3794	64	45.7	39.0	6	33	0	39	435	11.2	27	8

2017 WASHINGTON REDSKINS STATISTICS

TAKEAWAYS

REDSKINS

	TAKEAWAY	FORCED BY	REC'D BY/INTERCEPTOR	DOWN-DIST-YD LINE-QT	RT YDS	PTS OFF
9/10 PHI	Fumble	(Carson Wentz - Aborted)	Mason Foster	3-1-PHI 22-1	0	0
9/10 PHI	Interception	(Carson Wentz)	Ryan Kerrigan	2-10-PHI 20-2	24	7
9/17 @LAR	Fumble	Josh Norman (Todd Gurley)	Terrell McClain	1-10-LAR 28-2	0	3
9/17 @LAR	Interception	(Jared Goff)	Mason Foster	1-10-LAR 28-4	10	0
9/24 OAK	Interception	(Derek Carr)	Montae Nicholson	2-7-OAK 28-1	0	7
9/24 OAK	Interception	(Derek Carr)	Kendall Fuller	3-1-WAS 48-2	0	7
9/24 OAK	Fumble	Kendall Fuller (Seth Roberts)	Martrell Spaight	4-23-OAK 25-4	0	0
10/15 SF	Interception	(C.J. Beathard)	Kendall Fuller	4-20-SF 4-4	3	0
10/23 @PHI	Interception	(Carson Wentz)	Quinton Dunbar	2-31-PHI 4-1	0	0
10/29 DAL	Fumble	Matt Ioannidis (Ezekiel Elliott)	Josh Norman	1-10-DAL 25-1	0	3
11/5 @SEA	Interception	(Russell Wilson)	Kendall Fuller	3-4-WAS 49-1	0	0
11/5 @SEA	Interception	(Russell Wilson)	Will Compton	2-7-SEA 49-3	2	0
11/12 MIN	Interception	(Case Keenum)	D.J. Swearinger	3-8-WAS 39-3	1	0
11/12 MIN	Interception	(Case Keenum)	D.J. Swearinger	2-10-MIN 32-4	31	7
11/19 @NO	Interception	(Drew Brees)	D.J. Swearinger	3-16-NO 19-1	0	3
11/23 NYG	Interception	(Eli Manning)	Kendall Fuller	1-10-WAS 39-4	1	0
12/10 @LAC	Interception	(Kellen Clemens)	Bashaud Breeland	3-2-WAS 9-4	96	7
12/17 ARI	Fumble	Anthony Lanier II (Blaine Gabbert)	Preston Smith	3-7-ARI 28-1	12	7
12/17 ARI	Interception	(Blaine Gabbert)	Preston Smith	1-9-WAS 9-2	18	0
12/24 DEN	Fumble	Preston Smith (Brock Osweiler)	Zach Vigil	3-5-DEN 41-2	0	7
12/24 DEN	Interception	(Brock Osweiler)	D.J. Swearinger	1-10-WAS 42-2	0	0
12/24 DEN	Fumble	Deshazor Everett (Devontae Booker)	Anthony Lanier II	3-10-DEN 46-4	0	7
12/31 @NYG	Interception	(Eli Manning)	Preston Smith	1-20-NYG 33-1	8	7

OPPONENTS

	TAKEAWAY	FORCED BY (REDSKIN)	REC'D BY/INTERCEPTOR	DOWN-DIST-YD LINE-QT	RT YDS	PTS OFF
9/10 PHI	Fumble	Fletcher Cox (Kirk Cousins)	Jordan Hicks	3-6-PHI 37-1	0	0
9/10 PHI	Fumble	(Jamison Crowder muffed punt)	Trey Burton	4-3-PHI 20-1	0	6
9/10 PHI	Interception	(Kirk Cousins)	Jalen Mills	3-6-PHI 14-4	15	0
9/10 PHI	Fumble	Brandon Graham (Kirk Cousins)	Fletcher Cox	2-3-WAS 32-4	20	8
9/24 OAK	Fumble	(Jamison Crowder muffed punt)	James Cowser	4-5-OAK 47-3	0	7
9/24 OAK	Fumble	Cory James (Samaje Perine)	James Cowser	2-7-WAS 12-4	0	3
10/2 @KC	Fumble	Marcus Peters (Chris Thompson)	Justin Houston	1-10-WAS 25	13	6
10/15 SF	Interception	(Kirk Cousins)	Rashard Robinson	3-12-WAS 32-2	0	0
10/15 SF	Fumble	Ray-Ray Armstrong (Vernon Davis)	Jimmie Ward	1-10-WAS 37-3	43	7
10/23 @PHI	Interception	(Kirk Cousins)	Corey Graham	3-6-WAS 39-4	14	3
10/29 DAL	Fumble	Tyrone Crawford (Kirk Cousins)	Demarcus Lawrence	3-9-SO 3-3	0	3
10/29 DAL	Fumble	Keith Smith (Chris Thompson)	Bene' Benwikere	4-6-WAS 18-3	0	3
10/29 DAL	Interception	(Kirk Cousins)	Byron Jones	2-6-WAS 16-4	21	7
11/5 @SEA	Fumble	(Kirk Cousins - Aborted)	Nazair Jones	1-10-WAS 47-1	0	0
11/12 MIN	Interception	(Kirk Cousins)	Mackensie Alexander	1-10-WAS 25-2	10	7
11/23 NYG	Interception	(Kirk Cousins)	Janoris Jenkins	3-18-WAS 47-3	53	7
11/30 @DAL	Interception	(Kirk Cousins)	Jeff Heath	2-11-DAL 16-1	14	0
11/30 @DAL	Fumble	Kyle Wilber (Jamison Crowder)	L.P. Ladouceur	4-1-DAL 25-1	0	0
11/30 @DAL	Fumble	Demarcus Lawrence (Kirk Cousins)	Maliek Collins	3-4-WAS 24-2	0	3
11/30 @DAL	Interception	(Kirk Cousins)	Anthony Brown	4-10-WAS 25-4	16	7
12/10 @LAC	Interception	(Kirk Cousins)	Kyle Emanuel	1-10-WAS 25-1	23	3
12/17 ARI	Fumble	Antoine Bethea (Vernon Davis)	Tramon Williams	1-10-WAS 41-2	18	3
12/24 DEN	Interception	(Kirk Cousins)	Will Parks	2-9-DEN 9-3	0	0
12/24 DEN	Fumble	Von Miller (Samaje Perine)	Von Miller	3-10-DEN 46-4	0	0
12/31 @NYG	Interception	(Kirk Cousins)	Kelvin Sheppard	3-7-WAS 28-1	12	6
12/31 @NYG	Interception	(Kirk Cousins)	Ross Cockrell	1-10-WAS 33-3	0	0
12/31 @NYG	Interception	(Kirk Cousins)	Kelvin Sheppard	2-6-WAS 31-4	5	0

2017 WASHINGTON REDSKINS STATISTICS

SCORING DRIVES

REDSKINS

	OBTAINED	SCORING PLAY	PLAYS	YDS	DRIVE TIME	WAS-OPP	QT	REMAINING
9/10 PHI	Punt	C. Thompson 29 yd. pass from K. Cousins (D. Hopkins kick)	8	69	2:39	14-13	2	1:17
9/10 PHI	Kickoff	D. Hopkins 33 yd. Field Goal	16	66	8:32	17-19	3	2:06
9/17 @LAR	Punt	D. Hopkins 41 yd. Field Goal	14	57	7:24	3-0	1	4:43
9/17 @LAR	Punt	C. Thompson 7 yd. run (D. Hopkins kick)	6	65	3:18	10-0	2	14:54
9/17 @LAR	Fumble	D. Hopkins 22 yd. Field Goal	7	26	2:33	13-0	2	12:06
9/17 @LAR	Kickoff	C. Thompson 61 yd. run (D. Hopkins kick)	4	75	1:19	20-10	2	1:44
9/17 @LAR	Kickoff	R. Grant 11 yd. pass from K. Cousins (D. Hopkins kick)	10	70	5:27	27-20	4	1:49
9/24 OAK	Interception	C. Thompson 22 yd. pass from K. Cousins (D. Hopkins kick)	8	67	4:29	7-0	1	9:43
9/24 OAK	Interception	V. Davis 18 yd. pass from K. Cousins (D. Hopkins kick)	11	72	6:10	14-0	2	3:48
9/24 OAK	Kickoff	J. Doctson 52 yd. pass from K. Cousins (D. Hopkins kick)	7	75	4:23	21-0	3	10:37
9/24 OAK	Kickoff	D. Hopkins 23 yd. Field Goal	7	70	3:54	24-7	4	14:58
9/24 OAK	Kickoff	D. Hopkins 28 yd. Field Goal	9	65	5:52	27-10	4	6:02
10/2 @KC	Kickoff	T. Pryor 44 yd. pass from K. Cousins (D. Hopkins kick)	6	75	3:08	7-0	1	11:52
10/2 @KC	Punt	D. Hopkins 19 yd. Field Goal	14	50	7:39	10-0	1	2:47
10/2 @KC	Kickoff	R. Grant 3 yd. pass from K. Cousins (D. Hopkins kick)	3	75	1:38	17-14	3	7:42
10/2 @KC	Kickoff	D. Hopkins 40 yd. Field Goal	10	53	4:04	20-20	4	0:47
10/15 SF	Kickoff	J. Doctson 11 yd. pass from K. Cousins (D. Hopkins kick)	8	75	4:46	7-0	1	10:14
10/15 SF	Punt	S. Perine 3 yd. pass from K. Cousins (D. Hopkins kick)	10	64	5:46	14-0	2	9:47
10/15 SF	Punt	D. Hopkins 48 yd. Field Goal	8	55	3:24	17-0	2	1:51
10/15 SF	Kickoff	D. Hopkins 21 yd. Field Goal	16	72	7:27	20-17	4	10:34
10/15 SF	Punt	K. Cousins 7 yd. run (kick failed, wl)	9	84	4:54	26-17	4	3:28
10/23 @PHI	Kickoff	N. Rose 27 yd. Field Goal	8	66	3:42	3-0	1	11:18
10/23 @PHI	Kickoff	C. Thompson 7 yd. pass from K. Cousins (N. Rose kick)	7	81	4:01	10-3	2	9:14
10/23 @PHI	Punt	J. Reed 5 yd. pass from K. Cousins (N. Rose kick)	8	52	4:04	17-24	3	0:44
10/23 @PHI	Kickoff	J. Reed 12 yd. pass from K. Cousins (N. Rose kick)	9	75	3:02	24-34	4	3:17
10/29 DAL	Fumble	N. Rose 38 yd. Field Goal	4	9	1:39	3-0	1	13:13
10/29 DAL	Kickoff	R. Kelley 1 yd. run (N. Rose kick)	7	75	3:56	10-7	1	6:36
10/29 DAL	Missed FG	N. Rose 42 yd. Field Goal	7	38	2:53	13-7	2	10:04
10/29 DAL	Kickoff	J. Doctson 1 yd. pass from K. Cousins (kick failed, wr)	14	75	4:08	19-26	4	4:35
11/5 @SEA	Missed FG	R. Kelley 1 yd. run (N. Rose kick)	13	71	6:45	7-2	2	2:52
11/5 @SEA	Punt	N. Rose 28 yd. Field Goal	7	57	3:07	10-2	3	10:19
11/5 @SEA	Kickoff	R. Kelley 1 yd. run (N. Rose kick)	4	70	0:35	17-14	4	0:59
11/12 MIN	Kickoff	M. Harris 36 yd. pass from K. Cousins (N. Rose kick)	7	75	4:03	7-0	1	10:57
11/12 MIN	Punt	N. Rose 28 yd. Field Goal	10	52	4:33	10-7	1	0:08
11/12 MIN	Kickoff	K. Cousins 1 yd. run (N. Rose kick)	13	60	7:08	17-14	2	4:37
11/12 MIN	Kickoff	N. Rose 21 yd. Field Goal	11	69	3:58	20-35	3	8:24
11/12 MIN	Interception	K. Cousins 2 yd. run (N. Rose kick)	2	2	0:06	27-35	4	14:47
11/12 MIN	Punt	N. Rose 55 yd. Field Goal	13	41	2:29	30-38	4	1:14
11/19 @NO	Interception	N. Rose 38 yd. Field Goal	6	27	2:11	3-0	1	11:40
11/19 @NO	Kickoff	C. Thompson 16 yd. pass from K. Cousins (N. Rose kick)	7	75	3:19	10-3	1	2:11
11/19 @NO	Kickoff	S. Perine 1 yd. run (N. Rose kick)	9	75	4:51	17-10	2	10:44
11/19 @NO	Punt	R. Grant 40 yd. pass from K. Cousins (N. Rose kick)	12	94	5:44	24-13	3	1:37
11/19 @NO	Kickoff	J. Sprinkle 7 yd. pass from K. Cousins (N. Rose kick)	6	75	3:21	31-16	4	5:58
11/23 NYG	Punt	N. Rose 28 yd. Field Goal	4	38	0:51	3-3	2	0:13
11/23 NYG	Punt	J. Crowder 15 yd. pass from K. Cousins (N. Rose kick)	6	50	3:31	10-3	3	6:32
11/23 NYG	Punt	J. Doctson 14 yd. pass from K. Cousins (N. Rose kick)	8	60	5:02	17-10	4	3:31
11/23 NYG	Downs	N. Rose 33 yd. Field Goal	4	4	0:23	20-10	4	1:49
11/30 @DAL	Kickoff	R. Grant 20 yd. pass from K. Cousins (N. Rose kick)	9	75	2:47	7-17	2	0:59
11/30 @DAL	Kickoff	J. Doctson 14 yd. pass from K. Cousins (N. Rose kick)	9	87	3:25	14-24	4	11:28
12/10 @LAC	Kickoff	V. Davis 23 yd. pass from K. Cousins (kick failed, hlu)	9	77	4:50	6-13	2	10:13
12/17 ARI	Fumble	J. Crowder 5 yd. pass from K. Cousins (D. Hopkins kick)	2	6	0:43	7-0	1	13:30
12/17 ARI	Punt	K. Bibbs 36 yd. pass from K. Cousins (D. Hopkins kick)	5	63	1:41	14-3	2	13:27
12/17 ARI	Punt	D. Hopkins 24 yd. Field Goal	11	88	6:04	17-12	3	4:23
12/17 ARI	Punt	D. Hopkins 32 yd. Field Goal	8	30	3:21	20-15	4	4:30
12/24 DEN	Punt	D. Hopkins 26 yd. Field Goal	11	83	5:17	3-3	2	6:15
12/24 DEN	Fumble	J. Crowder 15 yd. pass from K. Cousins (D. Hopkins kick)	5	38	2:26	10-3	2	2:07
12/24 DEN	Punt	D. Hopkins 29 yd. Field Goal	9	55	4:26	13-3	3	3:30
12/24 DEN	Punt	J. Doctson 48 yd. pass from K. Cousins (D. Hopkins kick)	5	77	2:41	20-3	4	12:07
12/24 DEN	Fumble	V. Davis 31 yd. pass from K. Cousins (D. Hopkins kick)	3	35	0:20	27-3	4	4:21
12/31 @NYG	Interception	K. Cousins 12 yd. run (D. Hopkins kick)	2	20	0:45	7-12	1	7:55
12/31 @NYG	Punt	D. Hopkins 49 yd. Field Goal	1	0	0:04	10-15	2	0:00

Returns of any kind for touchdowns are not included on this chart; they do not count as drives.

2017 WASHINGTON REDSKINS STATISTICS

SCORING DRIVES							
OPPONENTS							
	OBTAINED	SCORING PLAY	PLAYS	YDS	DRIVE TIME	WAS-OPP	QT REMAINING
9/10 PHI	Punt	N. Agholor 58 yd. pass from C. Wentz (C. Sturgis kick)	3	56	1:07	0-7	1 11:28
9/10 PHI	Muffed Punt	L. Blount 1 yd. pass from C. Wentz (kick failed, wl)	8	39	4:20	0-13	2 13:23
9/10 PHI	Kickoff	C. Sturgis 50 yd. Field Goal	10	43	1:17	14-16	2 0:00
9/10 PHI	Kickoff	C. Sturgis 42 yd. Field Goal	9	51	4:22	14-19	3 10:38
9/10 PHI	Punt	C. Sturgis 37 yd. Field Goal	6	33	3:47	17-22	4 1:59
9/17 @LAR	Kickoff	T. Gurley 1 yd. run (G. Zuerlein kick)	4	75	2:07	13-7	2 9:59
9/17 @LAR	Punt	G. Zuerlein 32 yd. Field Goal	9	54	4:12	13-10	2 3:03
9/17 @LAR	Punt	T. Gurley 18 yd. pass from J. Goff (G. Zuerlein kick)	6	93	3:26	20-17	3 8:43
9/17 @LAR	Punt	G. Zuerlein 40 yd. Field Goal	93	53	7:22	20-20	4 7:16
9/24 OAK	Muffed Punt	J. Cook 21 yd. pass from D. Carr (G. Tavecchio kick)	2	18	0:47	21-7	3 3:52
9/24 OAK	Fumble	G. Tavecchio 22 yd. Field Goal	4	8	0:22	24-10	4 11:54
10/2 @KC	Punt	T. Kelce 17 yd. pass from A. Smith (H. Butker kick)	7	73	3:07	10-7	2 1:54
10/2 @KC	Kickoff	A. Smith 1 yd. run (H. Butker kick)	10	79	5:40	10-14	3 9:20
10/2 @KC	Kickoff	H. Butker 26 yd. Field Goal	13	68	7:41	17-17	3 0:01
10/2 @KC	Punt	H. Butker 32 yd. Field Goal	14	66	8:10	17-20	4 4:51
10/2 @KC	Kickoff	H. Butker 43 yd. Field Goal	6	50	0:43	20-23	4 0:04
10/15 SF	Kickoff	C. Hyde 1 yd. run (R. Gould kick)	11	75	1:51	17-7	2 0:00
10/15 SF	Kickoff	R. Gould 52 yd. Field Goal	12	42	5:19	17-10	3 9:41
10/15 SF	Fumble	C. Hyde 1 yd. run (R. Gould kick)	1	1	0:05	17-17	3 3:01
10/15 SF	Kickoff	A. Robinson 45 yd. pass from C. Beathard (R. Gould kick)	6	75	1:30	26-24	4 1:58
10/23 @PHI	Punt	J. Elliott 50 yd. Field Goal	9	63	4:04	3-3	2 13:15
10/23 @PHI	Punt	M. Hollins 64 yd. pass from C. Wentz (J. Elliott kick)	7	80	3:01	10-10	2 3:19
10/23 @PHI	Punt	Z. Ertz 4 yd. pass from C. Wentz (J. Elliott kick)	6	80	1:30	10-17	2 0:22
10/23 @PHI	Kickoff	C. Clement 9 yd. pass from C. Wentz (J. Elliott kick)	10	81	5:17	10-24	3 9:43
10/23 @PHI	Kickoff	N. Agholor 10 yd. pass from C. Wentz (J. Elliott kick)	9	75	4:34	17-31	4 11:10
10/23 @PHI	Interception	J. Elliott 42 yd. Field Goal	4	2	2:20	17-34	4 6:19
10/29 DAL	Kickoff	E. Elliott 13 yd. run (M. Nugent kick)	5	75	2:41	3-7	1 10:32
10/29 DAL	Blocked FG	E. Elliott 1 yd. run (M. Nugent kick)	2	2	0:39	13-14	2 2:20
10/29 DAL	Fumble	M. Nugent 36 yd. Field Goal	9	27	3:44	13-17	3 8:39
10/29 DAL	Fumble	M. Nugent 48 yd. Field Goal	4	-4	2:08	13-20	3 6:23
10/29 DAL	Punt	M. Nugent 27 yd. Field Goal	10	48	4:02	13-23	3 0:38
10/29 DAL	Punt	M. Nugent 37 yd. Field Goal	9	44	4:53	13-26	4 8:43
11/5 @SEA	Punt	L. Willson 10 yd. pass from R. Wilson (pass failed)	6	66	2:54	10-8	4 11:48
11/5 @SEA	Punt	D. Baldwin 30 yd. pass from R. Wilson (pass failed)	5	71	0:48	10-14	4 1:34
11/12 MIN	Kickoff	L. Murray 1 yd. run (K. Forbath kick)	5	75	2:39	7-7	1 8:18
11/12 MIN	Kickoff	S. Diggs 3 yd. pass from C. Keenum (K. Forbath kick)	9	75	3:23	10-14	2 11:45
11/12 MIN	Kickoff	A. Thielen 7 yd. pass from C. Keenum (K. Forbath kick)	6	71	2:48	17-21	2 1:49
11/12 MIN	Interception	D. Morgan 1 yd. pass from C. Keenum (K. Forbath kick)	3	23	1:16	17-28	2 0:22
11/12 MIN	Kickoff	J. Wright 7 yd. pass from C. Keenum (K. Forbath kick)	6	72	2:38	17-35	3 12:22
11/12 MIN	Kickoff	K. Forbath 53 yd. Field Goal	13	40	7:02	27-38	4 7:45
11/19 @NO	Kickoff	W. Lutz 52 yd. Field Goal	11	48	6:10	3-3	1 5:30
11/19 @NO	Kickoff	M. Ingram 36 yd. run (W. Lutz kick)	4	80	1:36	10-10	1 0:35
11/19 @NO	Punt	W. Lutz 29 yd. Field Goal	10	69	1:39	17-13	2 0:00
11/19 @NO	Punt	W. Lutz 42 yd. Field Goal	5	27	2:02	24-16	4 9:19
11/19 @NO	Kickoff	J. Hill 3 yd. pass from D. Brees (W. Lutz kick)	8	75	3:05	31-23	4 2:53
11/19 @NO	Punt	A. Kamara 18 yd. pass from D. Brees (A. Kamara run)	4	87	0:48	31-31	4 1:05
11/19 @NO	Punt	W. Lutz 28 yd. Field Goal	3	51	1:29	31-34	5 7:25
11/23 NYG	Punt	A. Rosas 30 yd. Field Goal	16	60	8:29	0-3	2 4:00
11/30 @DAL	Punt	J. Witten 8 yd. pass from D. Prescott (D. Bailey kick)	11	59	6:09	0-7	2 10:43
11/30 @DAL	Fumble	D. Bailey 24 yd. Field Goal	7	13	4:14	0-10	2 5:29
11/30 @DAL	Punt	D. Bryant 13 yd. pass from D. Prescott (D. Bailey kick)	11	84	5:28	7-24	4 14:53
11/30 @DAL	Kickoff	A. Morris 1 yd. run (D. Bailey kick)	10	75	6:33	14-31	4 4:55
11/30 @DAL	Interception	R. Smith 1 yd. run (D. Bailey kick)	4	11	1:39	14-38	4 2:37
12/10 @LAC	Kickoff	T. Coons 33 yd. Field Goal	10	60	5:07	0-3	1 9:53
12/10 @LAC	Punt	H. Henry 8 yd. pass from P. Rivers (T. Coons kick)	10	92	4:24	0-10	1 2:34
12/10 @LAC	Interception	T. Coons 21 yd. Field Goal	6	26	2:19	0-13	1 0:03
12/10 @LAC	Kickoff	Ty. Williams 75 yd. pass from P. Rivers (T. Coons kick)	1	75	0:11	6-20	2 10:02
12/10 @LAC	Downs	T. Coons 36 yd. Field Goal	8	45	4:03	6-23	2 2:23
12/10 @LAC	Punt	M. Gordon 1 yd. run (T. Coons kick)	3	55	1:29	6-30	3 6:17
12/17 ARI	Kickoff	P. Dawson 40 yd. Field Goal	16	60	9:43	7-3	1 3:47
12/17 ARI	Kickoff	P. Dawson 35 yd. Field Goal	11	57	5:52	14-6	2 7:35
12/17 ARI	Fumble	P. Dawson 19 yd. Field Goal	10	32	1:39	14-9	2 0:00
12/17 ARI	Own Kickoff	P. Dawson 34 yd. Field Goal	4	6	1:23	14-12	3 13:37
12/17 ARI	Punt	P. Dawson 32 yd. Field Goal	9	47	3:37	17-15	4 11:13
12/24 DEN	Punt	B. McManus 31 yd. Field Goal	10	33	5:55	0-3	1 2:06
12/24 DEN	Kickoff	C. Anderson 5 yd. run (B. Osweiler-C. Anderson pass)	11	75	3:03	27-11	4 1:18
12/31 @NYG	Kickoff	O. Darkwa 75 yd. run (kick blocked)	2	75	0:17	0-6	1 14:43
12/31 @NYG	Interception	H. Sharp 16 yd. pass from E. Manning (pass failed)	2	19	0:41	0-12	1 12:42
12/31 @NYG	Kickoff	A. Rosas 23 yd. Field Goal	9	70	3:06	7-15	1 4:49
12/31 @NYG	Punt	A. Rosas 29 yd. Field Goal	10	52	3:32	10-18	4 14:09

Returns of any kind for touchdowns are not included on this chart; they do not count as drives.

2017 WASHINGTON REDSKINS STATISTICS

DRIVE RESULTS

REDSKINS

				FIELD GOAL		PUNTS		LOST DRIVE			Safety	DRIVE ENDS		Pts.	Scoring %	1st Drive
	Total	TD	FG	Missed	Blk	No.	Blk	Downs	Fumble	Int.		Half/Game				
9/10 PHI	10	1	1	0	0	4	0	1	2	1	0	0/0	10	20.0%	Punt	
9/17 @LAR	11	3	2	1	0	4	0	0	0	0	0	0/1	27	45.5%	Field Goal	
9/24 OAK	12	3	2	1	0	5	0	0	1	0	0	0/0	27	41.7%	Touchdown	
10/2 @KC	10	2	2	0	0	4	0	0	1	0	0	1/0	20	40.0%	Touchdown	
10/15 SF	12	3	2	0	0	4	0	0	1	1	0	0/1	26	41.7%	Touchdown	
10/23 @PHI	12	3	1	0	0	5	0	1	0	1	0	1/0	24	33.3%	Field Goal	
10/29 DAL	13	2	2	0	1	3	0	0	2	1	0	1/1	19	30.8%	Field Goal	
11/5 @SEA	13	2	1	0	0	8	0	0	1	0	1	0/0	17	23.1%	Punt	
11/12 MIN	11	3	3	0	0	1	0	2	0	1	0	1/0	30	54.5%	Touchdown	
11/19 @NO	11	4	1	0	0	5	0	0	0	0	0	1/0	31	45.5%	Field Goal	
11/23 NYG	14	2	2	0	0	7	0	1	0	1	0	0/1	20	28.6%	Punt	
11/30 @DAL	11	2	0	0	0	5	0	0	1	2	0	0/1	14	18.2%	Punt	
12/10 @LAC	12	1	0	0	0	8	0	1	0	1	0	0/1	6	8.3%	Punt	
12/17 ARI	12	2	2	0	0	6	0	0	1	0	0	0/1	20	33.3%	Touchdown	
12/24 DEN	13	3	2	0	0	5	0	0	1	1	0	0/1	27	38.5%	Punt	
12/31 @NYG	15	1	1	1	0	9	0	0	0	3	0	0/0	10	13.3%	Interception	
TOTALS	192	37	24	3	1	83	0	6	11	13	1	4/7	328	31.8%		

OPPONENTS

				FIELD GOAL		PUNTS		LOST DRIVE				DRIVE ENDS				
	Total	TD	FG	Missed	Blk	No.	Blk	Downs	Fumble	Int.		Safety	Half/Game			
9/10 PHI	11	2	3	0	0	4	0	0	1	1	0	0/1	30	45.5%	Touchdown	
9/17 @LAR	11	2	2	0	0	4	0	0	1	1	0	1/0	20	36.4%	Punt	
9/24 OAK	14	1	1	0	0	7	0	0	1	2	0	1/1	10	14.3%	Interception	
10/2 @KC	9	2	3	1	0	3	0	0	0	0	0	0/0	23	55.6%	Punt	
10/15 SF	12	3	1	1	0	6	0	0	0	1	0	0/0	24	33.3%	Punt	
10/23 @PHI	12	4	2	1	0	3	0	0	0	1	0	0/1	34	50.0%	Interception	
10/29 DAL	11	2	4	1	0	3	0	0	1	0	0	0/0	26	54.5%	Fumble	
11/5 @SEA	14	2	0	3	0	6	0	0	0	2	0	0/1	12	14.3%	Punt	
11/12 MIN	11	5	1	1	0	2	0	0	0	2	0	0/1	38	54.5%	Touchdown	
11/19 @NO	11	3	4	0	0	3	0	0	0	1	0	0/0	34	63.6%	Interception	
11/23 NYG	13	0	1	0	0	9	0	1	0	1	0	1/0	3	7.7%	Punt	
11/30 @DAL	11	4	1	0	0	5	0	1	0	0	0	0/0	31	45.5%	Punt	
12/10 @LAC	13	3	3	0	0	5	0	0	0	1	0	1/0	30	46.2%	Field Goal	
12/17 ARI	13	0	5	0	0	5	0	1	1	1	0	0/0	15	38.5%	Fumble	
12/24 DEN	13	1	1	0	0	6	0	1	2	1	0	1/0	11	15.4%	Punt	
12/31 @NYG	15	2	2	0	0	9	0	0	0	1	0	0/1	18	26.7%	Touchdown	
TOTALS	194	36	34	8	0	80	0	4	7	16	0	5/5	359	36.1%		

Returns of any kind for touchdowns are not included on this chart; they do not count as drives.

2017 WASHINGTON REDSKINS STATISTICS

OPENING DRIVES

REDSKINS					OPPONENTS				
	PLAYS	YDS	TIME	RESULTS		PLAYS	YDS	TIME	RESULTS
9/10 PHI	6	10	2:25	Punt	9/10 PHI	3	56	1:07	Touchdown
9/17 @LAR	14	57	7:24	Field Goal	9/17 @LAR	6	21	2:53	Punt
9/24 OAK	8	67	4:29	Touchdown	9/24 OAK	2	3	0:48	Interception
10/2 @KC	6	70	3:08	Touchdown	10/2 @KC	3	-7	1:26	Punt
10/15 SF	8	75	4:46	Touchdown	10/15 SF	5	9	2:23	Punt
10/23 @PHI	8	66	3:42	Field Goal	10/23 @PHI	3	5	2:39	Interception
10/29 DAL	4	9	1:39	Field Goal	10/29 DAL	1	4	0:08	Fumble
11/5 @SEA	5	8	2:55	Punt	11/5 @SEA	3	4	2:00	Punt
11/12 MIN	7	75	4:03	Touchdown	11/12 MIN	5	75	2:39	Touchdown
11/19 @NO	6	27	2:11	Field Goal	11/19 @NO	3	-6	1:09	Interception
11/23 NYG	3	9	1:38	Punt	11/23 NYG	3	6	1:39	Punt
11/30 @DAL	5	24	3:14	Punt	11/30 @DAL	3	4	1:36	Punt
12/10 @LAC	5	27	2:55	Punt	12/10 @LAC	10	60	5:07	Field Goal
12/17 ARI	2	6	0:43	Touchdown	12/17 ARI	3	-7	0:47	Fumble
12/24 DEN	3	-6	1:01	Punt	12/24 DEN	3	9	1:53	Punt
12/31 @NYG	3	3	1:20	Interception	12/31 @NYG	2	75	0:17	Touchdown

IN THE RED ZONE

REDSKINS									
	POSS	TD	FG	MISS/BLK FG	INT	FUM	DOWNES	HALF/GAME	AVG. POINTS
9/10 PHI	2	0	1	0/0	1	0	0	0/0	1.5
9/17 @LAR	4	2	1	0/0	0	0	0	0/1	3.8
9/24 OAK	3	1	2	0/0	0	0	0	0/0	4.0
10/2 @KC	2	1	1	0/0	0	0	0	0/0	4.5
10/15 SF	4	3	1	0/0	0	0	0	0/0	5.3
10/23 @PHI	4	3	1	0/0	0	0	0	0/0	5.3
10/29 DAL	3	2	0	0/1	0	0	0	0/0	4.0
11/5 @SEA	3	2	1	0/0	0	0	0	0/0	5.0
11/12 MIN	4	2	2	0/0	0	0	0	0/0	4.5
11/19 @NO	3	3	0	0/0	0	0	0	0/0	6.0
11/23 NYG	4	2	2	0/0	0	0	0	0/0	4.5
11/30 @DAL	2	1	0	0/0	1	0	0	0/0	3.0
12/10 @LAC	0	0	0	0/0	0	0	0	0/0	0.0
12/17 ARI	3	1	2	0/0	0	0	0	0/0	4.0
12/24 DEN	4	1	2	0/0	1	0	0	0/0	3.0
12/31 @NYG	1	1	0	0/0	0	0	0	0/0	6.0
TOTALS	46	25	16	0/1	3	0	0	0/1	4.3

OPPONENTS

	POSS	TD	FG	MISS/BLK FG	INT	FUM	DOWNES	HALF/GAME	AVG. POINTS
9/10 PHI	1	1	0	0/0	0	0	0	0/0	6.0
9/17 @LAR	4	2	2	0/0	0	0	0	0/0	4.5
9/24 OAK	2	1	1	0/0	0	0	0	0/0	4.5
10/2 @KC	4	2	2	0/0	0	0	0	0/0	4.5
10/15 SF	2	2	0	0/0	0	0	0	0/0	6.0
10/23 @PHI	4	3	1	0/0	0	0	0	0/0	5.3
10/29 DAL	5	2	3	0/0	0	0	0	0/0	4.2
11/5 @SEA	2	1	0	1/0	0	0	0	0/0	3.0
11/12 MIN	5	5	0	0/0	0	0	0	0/0	6.0
11/19 @NO	4	2	2	0/0	0	0	0	0/0	4.5
11/23 NYG	1	0	1	0/0	0	0	0	0/0	3.0
11/30 @DAL	5	4	1	0/0	0	0	0	0/0	5.4
12/10 @LAC	6	2	3	0/0	1	0	0	0/0	3.5
12/17 ARI	6	0	5	0/0	1	0	0	0/0	2.5
12/24 DEN	2	1	1	0/0	0	0	0	0/0	4.5
12/31 @NYG	4	1	2	0/0	0	0	0	0/1	3.0
TOTALS	57	29	24	1/0	2	0	0	0/1	4.3

2017 WASHINGTON REDSKINS STATISTICS

3RD DOWN EFFICIENCY

REDSKINS

	3 & 1	3 & 2	3 & 3	3 & 4	3 & 5	3 & 6	3 & 7	3 & 8	3 & 9	3 & 10+	CONV/ATT	%
9/10 PHI	0 - 0	1 - 1	0 - 0	0 - 0	0 - 0	0 - 3	0 - 0	0 - 1	0 - 1	2 - 5	3 - 11	27.3%
9/17 @LAR	1 - 1	0 - 0	1 - 1	1 - 4	0 - 1	1 - 1	0 - 1	0 - 1	0 - 0	1 - 3	5 - 13	38.5%
9/24 OAK	0 - 0	0 - 1	0 - 2	1 - 3	0 - 0	3 - 5	0 - 0	1 - 1	1 - 1	1 - 2	7 - 15	46.7%
10/2 @KC	1 - 1	0 - 3	0 - 2	0 - 0	0 - 1	0 - 0	2 - 2	1 - 1	0 - 0	0 - 1	4 - 11	36.4%
10/15 SF	3 - 4	0 - 0	0 - 1	0 - 0	1 - 1	0 - 3	0 - 0	0 - 0	1 - 1	2 - 4	7 - 14	50.0%
10/23 @PHI	0 - 2	0 - 1	0 - 0	1 - 1	1 - 2	0 - 1	1 - 1	0 - 1	0 - 1	1 - 2	4 - 12	33.3%
10/29 DAL	0 - 0	0 - 0	1 - 1	0 - 0	1 - 1	1 - 3	1 - 3	0 - 0	0 - 1	0 - 4	4 - 13	30.8%
11/5 @SEA	1 - 1	0 - 0	1 - 1	2 - 2	0 - 0	0 - 0	0 - 0	0 - 1	0 - 1	0 - 7	4 - 13	30.8%
11/12 MIN	2 - 3	1 - 1	0 - 1	1 - 1	1 - 1	0 - 0	0 - 0	0 - 2	0 - 1	0 - 4	5 - 14	35.7%
11/19 @NO	0 - 1	1 - 1	1 - 2	0 - 0	0 - 0	1 - 1	1 - 3	0 - 0	0 - 0	0 - 4	4 - 12	33.3%
11/23 NYG	1 - 2	0 - 1	0 - 0	0 - 1	0 - 0	1 - 2	0 - 1	1 - 1	0 - 1	1 - 6	4 - 15	26.7%
11/30 @DAL	1 - 1	0 - 1	2 - 2	0 - 1	1 - 2	1 - 1	0 - 2	0 - 1	0 - 0	1 - 3	6 - 14	42.9%
12/10 @LAC	0 - 0	0 - 3	0 - 2	0 - 1	0 - 1	1 - 2	0 - 1	0 - 0	0 - 0	1 - 2	2 - 12	16.7%
12/17 ARI	0 - 0	0 - 0	0 - 0	1 - 2	0 - 1	0 - 2	0 - 0	0 - 2	0 - 1	0 - 1	1 - 9	11.1%
12/24 DEN	0 - 0	0 - 0	1 - 1	1 - 2	0 - 0	2 - 3	0 - 0	1 - 3	0 - 0	0 - 4	5 - 13	38.5%
12/31 @NYG	0 - 1	0 - 0	0 - 0	1 - 1	0 - 1	0 - 1	0 - 2	0 - 1	0 - 3	0 - 3	1 - 13	7.7%
TOTALS	10 - 17	3 - 13	7 - 16	9 - 19	5 - 12	11 - 28	5 - 16	4 - 16	2 - 12	10 - 55	66 - 204	32.4%
	58.8%	23.1%	43.8%	47.4%	41.7%	39.3%	31.3%	25.0%	16.7%	18.2%		
	3RD & 1-3			3RD & 4-6			3RD & 7+					
	20 - 46			25 - 59			21 - 99			21.2%		

OPPONENTS

	3 & 1	3 & 2	3 & 3	3 & 4	3 & 5	3 & 6	3 & 7	3 & 8	3 & 9	3 & 10+	CONV/ATT	%
9/10 PHI	1 - 2	0 - 0	0 - 1	1 - 1	0 - 0	1 - 1	1 - 1	0 - 1	0 - 1	4 - 6	8 - 14	57.1%
9/17 @LAR	2 - 2	1 - 1	0 - 0	1 - 2	1 - 1	0 - 0	0 - 0	0 - 2	0 - 0	0 - 4	5 - 12	41.7%
9/24 OAK	0 - 1	0 - 1	0 - 2	0 - 1	0 - 0	0 - 0	0 - 0	0 - 0	0 - 1	0 - 5	0 - 11	0.0%
10/2 @KC	2 - 2	1 - 1	1 - 1	0 - 0	0 - 1	1 - 2	1 - 2	0 - 0	1 - 2	1 - 2	8 - 13	61.5%
10/15 SF	2 - 2	0 - 0	0 - 0	1 - 2	0 - 1	0 - 1	0 - 1	2 - 3	0 - 0	1 - 7	6 - 17	35.3%
10/23 @PHI	1 - 1	0 - 0	1 - 3	1 - 1	0 - 0	1 - 1	0 - 1	1 - 2	1 - 1	0 - 2	6 - 12	50.0%
10/29 DAL	2 - 2	0 - 0	1 - 2	1 - 1	0 - 2	1 - 3	0 - 1	0 - 0	0 - 0	0 - 3	5 - 14	35.7%
11/5 @SEA	2 - 3	0 - 0	0 - 1	1 - 2	0 - 0	0 - 0	1 - 3	0 - 0	0 - 0	1 - 5	5 - 14	35.7%
11/12 MIN	2 - 2	0 - 0	0 - 0	3 - 3	2 - 2	1 - 1	0 - 1	0 - 2	0 - 0	0 - 1	8 - 12	66.7%
11/19 @NO	1 - 2	1 - 1	0 - 0	0 - 1	0 - 2	0 - 0	0 - 1	1 - 1	1 - 1	0 - 3	4 - 12	33.3%
11/23 NYG	0 - 1	1 - 3	0 - 2	0 - 1	0 - 0	0 - 0	0 - 2	0 - 1	0 - 1	1 - 3	2 - 14	14.3%
11/30 @DAL	2 - 2	0 - 2	1 - 1	0 - 0	2 - 2	1 - 2	0 - 2	1 - 1	0 - 1	0 - 1	7 - 14	50.0%
12/10 @LAC	3 - 3	0 - 1	1 - 2	0 - 1	1 - 2	0 - 0	0 - 1	0 - 2	1 - 1	0 - 2	6 - 15	40.0%
12/17 ARI	0 - 2	1 - 1	0 - 3	0 - 1	1 - 3	1 - 1	1 - 3	0 - 0	0 - 1	0 - 4	4 - 19	21.1%
12/24 DEN	0 - 0	3 - 3	0 - 0	0 - 1	0 - 2	1 - 2	0 - 0	0 - 1	0 - 0	1 - 8	5 - 17	29.4%
12/31 @NYG	0 - 0	0 - 1	3 - 3	0 - 3	0 - 2	0 - 2	1 - 1	0 - 0	0 - 1	0 - 3	4 - 16	25.0%
TOTALS	20 - 27	8 - 15	8 - 21	9 - 21	7 - 20	8 - 16	5 - 20	5 - 16	4 - 11	9 - 59	83 - 226	36.7%
	74.1%	53.3%	38.1%	42.9%	35.0%	50.0%	25.0%	31.3%	36.4%	15.3%		
	3RD & 1-3			3RD & 4-6			3RD & 7+					
	36 - 63			24 - 57			23 - 106			21.7%		

2017 WASHINGTON REDSKINS STATISTICS

GAME-BY-GAME INDIVIDUAL HIGHS

	REDSKINS							
	PASSING			RUSHING		RECEIVING		TACKLES
	Yards	Attempts	Completions	Yards	Attempts	Yards	Receptions	Total
9/10 PHI	K. Cousins (240)	K. Cousins (40)	K. Cousins (23)	Multiple (30)	R. Kelley (10)	T. Pryor Sr. (66)	T. Pryor Sr. (6)	Z. Brown (12)
9/17 @LAR	K. Cousins (179)	K. Cousins (27)	K. Cousins (18)	R. Kelley (78)	S. Perine (21)	J. Reed (48)	J. Reed (6)	Z. Brown (10)
9/24 OAK	K. Cousins (365)	K. Cousins (30)	K. Cousins (25)	S. Perine (49)	S. Perine (19)	C. Thompson (150)	Multiple (6)	Z. Brown (10)
10/2 @KC	K. Cousins (220)	K. Cousins (24)	K. Cousins (14)	K. Cousins (38)	Multiple (7)	V. Davis (89)	Multiple (3)	Z. Brown (9)
10/15 SF	K. Cousins (330)	K. Cousins (37)	K. Cousins (25)	C. Thompson (33)	C. Thompson (16)	C. Thompson (105)	Multiple (4)	Multiple (8)
10/23 @PHI	K. Cousins (303)	K. Cousins (40)	K. Cousins (30)	C. Thompson (38)	Multiple (7)	V. Davis (67)	J. Reed (8)	Z. Brown (13)
10/29 DAL	K. Cousins (263)	K. Cousins (39)	K. Cousins (26)	R. Kelley (19)	R. Kelley (8)	J. Crowder (123)	J. Crowder (9)	Z. Brown (12)
11/5 @SEA	K. Cousins (247)	K. Cousins (31)	K. Cousins (21)	C. Thompson (20)	R. Kelley (14)	V. Davis (72)	V. Davis (6)	Z. Brown (11)
11/12 MIN	K. Cousins (327)	K. Cousins (45)	K. Cousins (26)	S. Perine (35)	Multiple (9)	Multiple (76)	V. Davis (7)	Z. Brown (10)
11/19 @NO	K. Cousins (322)	K. Cousins (32)	K. Cousins (22)	S. Perine (117)	S. Perine (23)	J. Crowder (81)	J. Crowder (7)	Multiple (7)
11/23 NYG	K. Cousins (242)	K. Cousins (31)	K. Cousins (19)	S. Perine (100)	S. Perine (24)	J. Crowder (141)	J. Crowder (7)	Z. Brown (9)
11/30 @DAL	K. Cousins (251)	K. Cousins (37)	K. Cousins (26)	S. Perine (38)	S. Perine (12)	R. Grant (76)	Multiple (5)	Z. Brown (7)
12/10 @LAC	K. Cousins (151)	K. Cousins (27)	K. Cousins (15)	S. Perine (45)	S. Perine (17)	Multiple (34)	S. Perine (4)	D. Everett (11)
12/17 ARI	K. Cousins (196)	K. Cousins (26)	K. Cousins (18)	S. Perine (37)	S. Perine (14)	J. Crowder (55)	J. Crowder (5)	Multiple (8)
12/24 DEN	K. Cousins (299)	K. Cousins (37)	K. Cousins (19)	S. Perine (53)	S. Perine (17)	R. Grant (85)	Multiple (4)	Z. Vigil (14)
12/31 @NYG	K. Cousins (158)	K. Cousins (37)	K. Cousins (20)	K. Bibbs (47)	K. Bibbs (12)	K. Bibbs (53)	K. Bibbs (8)	Z. Vigil (14)

OPPONENTS

	PASSING			RUSHING		RECEIVING		TACKLES
	Yards	Attempts	Completions	Yards	Attempts	Yards	Receptions	Total
9/10 PHI	C. Wentz (307)	C. Wentz (39)	C. Wentz (26)	L. Blount (46)	L. Blount (14)	Z. Ertz (93)	Z. Ertz (8)	J. Mills (9)
9/17 @LAR	J. Goff (219)	J. Goff (24)	J. Goff (14)	T. Gurley (88)	T. Gurley (16)	G. Everett (95)	Multiple (3)	A. Ogletree (11)
9/24 OAK	D. Carr (118)	D. Carr (31)	D. Carr (19)	M. Lynch (18)	M. Lynch (6)	J. Cook (43)	D. Washington (5)	C. James (12)
10/2 @KC	A. Smith (293)	A. Smith (37)	A. Smith (27)	K. Hunt (101)	K. Hunt (21)	T. Kelce (111)	T. Kelce (7)	F. Zombo (5)
10/15 SF	C. Beathard (245)	C. Beathard (36)	C. Beathard (19)	C. Hyde (28)	C. Hyde (13)	A. Robinson (66)	Multiple (5)	Multiple (9)
10/23 @PHI	C. Wentz (268)	C. Wentz (25)	C. Wentz (17)	C. Wentz (63)	L. Blount (14)	Z. Ertz (89)	Z. Ertz (5)	M. Jenkins (10)
10/29 DAL	D. Prescott (143)	D. Prescott (22)	D. Prescott (14)	E. Elliott (150)	E. Elliott (33)	D. Bryant (39)	D. Bryant (4)	S. Lee (9)
11/5 @SEA	R. Wilson (297)	R. Wilson (45)	R. Wilson (24)	R. Wilson (77)	R. Wilson (10)	D. Baldwin (108)	D. Baldwin (7)	B. Wagner (12)
11/12 MIN	C. Keenum (304)	C. Keenum (29)	C. Keenum (21)	L. Murray (68)	L. Murray (17)	A. Thielen (166)	A. Thielen (6)	E. Kendricks (10)
11/19 @NO	D. Brees (385)	D. Brees (41)	D. Brees (29)	M. Ingram (134)	M. Ingram (11)	M. Thomas (91)	Multiple (6)	V. Bell (13)
11/23 NYG	E. Manning (113)	E. Manning (27)	E. Manning (13)	W. Gallman (37)	O. Darkwa (11)	T. King (36)	Multiple (3)	L. Collins (14)
11/30 @DAL	D. Prescott (102)	D. Prescott (22)	D. Prescott (11)	A. Morris (127)	A. Morris (27)	D. Bryant (61)	D. Bryant (5)	A. Hitchens (15)
12/10 @LAC	P. Rivers (319)	P. Rivers (31)	P. Rivers (18)	M. Gordon (78)	M. Gordon (22)	Ty. Williams (132)	K. Allen (6)	D. King (10)
12/17 ARI	B. Gabbert (189)	B. Gabbert (41)	B. Gabbert (16)	K. Williams (61)	K. Williams (17)	L. Fitzgerald (60)	L. Fitzgerald (5)	D. Bucannon (8)
12/24 DEN	B. Osweiler (193)	B. Osweiler (38)	B. Osweiler (22)	C. Anderson (88)	C. Anderson (16)	D. Thomas (52)	C. Anderson (7)	B. Marshall (9)
12/31 @NYG	E. Manning (132)	E. Manning (28)	E. Manning (10)	O. Darkwa (154)	O. Darkwa (20)	R. Ellison (63)	R. Ellison (5)	Multiple (7)

OVERALL

	PASSING			RUSHING		RECEIVING		TACKLES
	Yards	Attempts	Completions	Yards	Attempts	Yards	Receptions	Total
9/10 PHI	C. Wentz (307)	K. Cousins (40)	C. Wentz (26)	L. Blount (46)	L. Blount (14)	Z. Ertz (93)	Z. Ertz (8)	Z. Brown (12)
9/17 @LAR	J. Goff (219)	K. Cousins (27)	K. Cousins (18)	T. Gurley (88)	S. Perine (21)	G. Everett (95)	J. Reed (6)	A. Ogletree (11)
9/24 OAK	K. Cousins (365)	D. Carr (31)	K. Cousins (25)	S. Perine (49)	S. Perine (19)	C. Thompson (150)	Multiple (6)	C. James (12)
10/2 @KC	A. Smith (293)	A. Smith (37)	A. Smith (27)	K. Hunt (101)	K. Hunt (21)	T. Kelce (111)	T. Kelce (7)	Z. Brown (9)
10/15 SF	K. Cousins (330)	K. Cousins (37)	K. Cousins (25)	C. Thompson (33)	C. Thompson (16)	C. Thompson (105)	Multiple (5)	Multiple (9)
10/23 @PHI	K. Cousins (303)	K. Cousins (40)	K. Cousins (30)	C. Wentz (63)	L. Blount (14)	Z. Ertz (89)	J. Reed (8)	Z. Brown (13)
10/29 DAL	K. Cousins (263)	K. Cousins (39)	K. Cousins (26)	E. Elliott (150)	E. Elliott (33)	J. Crowder (123)	J. Crowder (9)	Z. Brown (12)
11/5 @SEA	R. Wilson (297)	R. Wilson (45)	R. Wilson (24)	R. Wilson (77)	R. Kelley (14)	D. Baldwin (108)	D. Baldwin (7)	B. Wagner (12)
11/12 MIN	K. Cousins (327)	K. Cousins (45)	K. Cousins (26)	L. Murray (68)	L. Murray (17)	A. Thielen (166)	A. Thielen (8)	Multiple (10)
11/19 @NO	D. Brees (385)	D. Brees (41)	D. Brees (29)	M. Ingram (134)	S. Perine (23)	M. Thomas (91)	J. Crowder (7)	V. Bell (13)
11/23 NYG	K. Cousins (242)	K. Cousins (31)	K. Cousins (19)	S. Perine (100)	S. Perine (24)	J. Crowder (141)	J. Crowder (7)	L. Collins (14)
11/30 @DAL	K. Cousins (251)	K. Cousins (37)	K. Cousins (26)	A. Morris (127)	A. Morris (27)	R. Grant (76)	Multiple (5)	A. Hitchens (15)
12/10 @LAC	P. Rivers (319)	P. Rivers (31)	P. Rivers (18)	M. Gordon (78)	M. Gordon (22)	Ty. Williams (132)	K. Allen (6)	D. Everett (11)
12/17 ARI	K. Cousins (196)	B. Gabbert (41)	K. Cousins (18)	K. Williams (61)	K. Williams (17)	L. Fitzgerald (60)	Multiple (5)	Multiple (8)
12/24 DEN	K. Cousins (299)	B. Osweiler (38)	B. Osweiler (22)	C. Anderson (88)	S. Perine (17)	R. Grant (85)	C. Anderson (7)	Z. Vigil (14)
12/31 @NYG	K. Cousins (158)	K. Cousins (37)	K. Cousins (20)	O. Darkwa (154)	O. Darkwa (20)	R. Ellison (63)	K. Bibbs (8)	Z. Vigil (14)

2017 WASHINGTON REDSKINS STATISTICS

REGULAR SEASON HIGHS / LOWS				
	REDSKINS		OPPONENTS	
	HIGH	LOW	HIGH	LOW
Points	31 @ NO	10 @ NYG	38 vs. MIN, DAL	10 vs. OAK, NYG
First Downs	25 vs. SF	9 @ LAC	29 @ KC	7 vs. OAK, NYG
Total Offense	472 vs. OAK	197 @ NYG	535 @ NO	128 vs. OAK
Net Yards Rushing	229 @ LAR	31 vs. ARI	260 @ NYG	32 vs. OAK
Net Yards Passing	356 vs. OAK	136 @ LAC, NYG	375 @ NO	86 vs. NYG
Offensive Plays	73 vs. MIN	47 vs. ARI	80 vs. ARI	48 vs. OAK
Rushing Attempts	39 @ LAR	15 vs. DAL	44 @ NYG	13 vs. OAK
Pass Attempts	45 vs. MIN	24 @ KC	47 vs. SF	22 vs. DAL (twice)
Pass Completions	30 @ PHI	14 @ KC	29 @ NO	11 @ DAL
Passes Had Intercepted	3 @ NYG	0 vs. Multiple	2 vs. OAK, SEA, MIN	0 vs. KC, DAL (twice)
Sacks Allowed	6 vs. SEA, NYG	0 vs. KC, DEN	5 vs. ARI	0 vs. MIN
Fumbles	4 vs. DAL	0 vs. NYG (twice), LAC	3 vs. LAR, ARI, NYG	0 vs. Multiple
Fumbles Lost	3 vs. PHI	0 vs. Multiple	2 vs. DEN	0 vs. Multiple
Total Turnovers	4 vs. PHI, DAL	0 @ LAR, NO	3 vs. OAK, DEN	0 @ KC, DAL
Penalties	10 vs. OAK	2 vs. PHI, MIN	16 @ SEA	3 @ KC, MIN, DAL
Yards Penalized	82 vs. ARI	15 vs. PHI, MIN	138 @ SEA	15 @ KC
Time of Possession	38:06 vs. OAK	22:51 @ KC	37:09 @ KC	21:54 vs. OAK
Defensive Interceptions	2 vs. OAK, SEA, MIN	0 @ KC, DAL (twice)	3 @ NYG	0 vs. Multiple
Total Takeaways	3 vs. OAK, DEN	0 @ KC, DAL	4 vs. PHI, DAL	0 @ LAR, NO
Drive (plays)	16 vs. PHI, SF	1 vs. Multiple	16 vs. NYG, ARI	1 vs. Multiple
Drive (yards)	94 @ NO	(-18) @ SEA	93 @ LAR	(-8) vs. OAK
Third Down Conversions	7 vs. OAK, SF	1 vs. ARI	8 vs. PHI, KC, MIN	0 vs. OAK

REGULAR SEASON INDIVIDUAL HIGHS		
	REDSKINS	OPPONENTS
Yards Rushing	117 by Samaje Perine @ NO	154 by Orleans Darkwa @ NYG
Rushing Attempts	24 by Samaje Perine vs. NYG	33 by Ezekiel Elliott vs. DAL
Rushing TDs	2 by Multiple	2 by Carlos Hyde vs. SF, Ezekiel Elliott vs. DAL
Receptions	9 by Jamison Crowder vs. DAL	8 by Zach Ertz vs. PHI, Adam Thielen vs. MIN
Yards Receiving	150 by Chris Thompson vs. OAK	166 by Adam Thielen vs. MIN
Receiving TDs	2 by Jordan Reed @ PHI	1 by Multiple
Combined Yards (rush/rec)	188 by Chris Thompson vs. OAK	166 by Adam Thielen vs. MIN
All-Purpose Yards (rush/rec/ret)	188 by Chris Thompson vs. OAK	166 by Adam Thielen vs. MIN
Yards Passing	365 by Kirk Cousins vs. OAK	385 by Drew Brees @ NO
Pass Attempts	45 by Kirk Cousins vs. MIN	45 by Russell Wilson vs. SEA
Pass Completions	30 by Kirk Cousins @ PHI	29 by Drew Brees @ NO
TD Passes	3 by Kirk Cousins vs. OAK, PHI, NO, DEN	4 by Carson Wentz @ PHI, Case Keenum vs. MIN
Interceptions Thrown	3 by Kirk Cousins @ NYG	2 by Multiple
Longest Run	61t by Chris Thomspon @ LAR	75t by Orleans Darkwa @ NYG
Longest Pass Completion	74 from Kirk Cousins to Chris Thompson vs. OAK	75t from Philip Rivers to Tyrell Williams @ LAC
Longest Kickoff Return	35 by Bashaud Breeland @ LAC	34 by Pharoh Cooper @ LAR
Longest Punt Return	29 by Jamison Crowder @ NYG	83t by Ryan Switzer @ DAL
Longest Interception Return	96t by Bashaud Breeland @ LAC	53t by Janoris Jenkins vs. NYG
Longest Punt	64 by Tress Way vs. DEN	62 by Andy Lee vs. ARI
Longest Field Goal	55 by Nick Rose vs. MIN	53 by Kai Forbath vs. MIN
Touchdowns Scored	2 by Multiple	2 by Carlos Hyde vs. SF, Ezekiel Elliott vs. DAL
Points Scored	12 by Multiple	15 by Mike Nugent vs. DAL, Phil Dawson vs. ARI

2017 WASHINGTON REDSKINS STATISTICS

20-YARD PLAYS FROM SCRIMMAGE

REDSKINS			OPPONENTS		
	YDS	PLAY		YDS	PLAY
9/10 PHI	34	Kirk Cousins pass to Ryan Grant	9/10 PHI	58t	Carson Wentz pass to Nelson Agholor
9/10 PHI	29	Kirk Cousins pass to Chris Thompson	9/10 PHI	30	Carson Wentz pass to Torrey Smith
9/10 PHI	28t	Kirk Cousins pass to Terrelle Pryor Sr.	9/10 PHI	24	Carson Wentz pass to Alshon Jeffery
9/17 @LAR	61t	Chris Thompson run	9/10 PHI	23	Carson Wentz pass to Zach Ertz
9/17 @LAR	23	Kirk Cousins pass to Terrelle Pryor Sr.	9/17 @LAR	69	Jared Goff pass to Gerald Everett
9/17 @LAR	21	Kirk Cousins pass to Jamison Crowder	9/17 @LAR	28	Jared Goff pass to Todd Gurley
9/17 @LAR	21	Rob Kelley run	9/17 @LAR	28	Jared Goff pass to Sammy Watkins
9/24 OAK	74	Kirk Cousins pass to Chris Thompson	9/17 @LAR	28	Johnny Hekker pass to Josh Reynolds
9/24 OAK	52t	Kirk Cousins pass to Josh Doctson	9/17 @LAR	24	Jared Goff pass to Gerald Everett
9/24 OAK	30	Kirk Cousins pass to Jamison Crowder	9/24 OAK	21t	Derek Carr pass to Jared Cook
9/24 OAK	26	Kirk Cousins pass to Vernon Davis	10/2 @KC	37	Alex Smith pass to Albert Wilson
9/24 OAK	23	Kirk Cousins pass to Chris Thompson	10/2 @KC	32	Alex Smith pass to Travis Kelce
9/24 OAK	22t	Kirk Cousins pass to Chris Thompson	10/2 @KC	32	Alex Smith run
10/2 @KC	69	Kirk Cousins pass to Vernon Davis	10/2 @KC	29	Alex Smith pass to Travis Kelce
10/2 @KC	44t	Kirk Cousins pass to Terrelle Pryor Sr.	10/2 @KC	21	Alex Smith pass to Chris Conley
10/2 @KC	20	Kirk Cousins pass to Vernon Davis	10/2 @KC	20	Alex Smith pass to Travis Kelce
10/2 @KC	20	Kirk Cousins pass to Josh Doctson	10/15 SF	45t	C.J. Beathard pass to Aldrick Robinson
10/15 SF	51	Kirk Cousins pass to Vernon Davis	10/15 SF	31	C.J. Beathard pass to George Kittle
10/15 SF	49	Kirk Cousins pass to Chris Thompson	10/15 SF	22	C.J. Beathard pass to Pierre Garcon
10/15 SF	23	Kirk Cousins pass to Chris Thompson	10/15 SF	21	C.J. Beathard pass to Marquise Goodwin
10/15 SF	20	Kirk Cousins pass to Chris Thompson	10/23 @PHI	64t	Carson Wentz pass to Mack Hollins
10/23 @PHI	32	Kirk Cousins pass to Niles Paul	10/23 @PHI	46	Carson Wentz pass to Zach Ertz
10/23 @PHI	31	Kirk Cousins pass to Vernon Davis	10/23 @PHI	24	Carson Wentz pass to Alshon Jeffery
10/23 @PHI	31	Kirk Cousins pass to Vernon Davis	10/23 @PHI	21	Carson Wentz run
10/23 @PHI	20	Kirk Cousins pass to Jamison Crowder	10/23 @PHI	21	Carson Wentz pass to Zach Ertz
10/23 @PHI	20	Kirk Cousins pass to Jordan Reed	10/23 @PHI	21	LeGarrette Blount run
10/29 DAL	41	Kirk Cousins pass to Jamison Crowder	10/29 DAL	25	Dak Prescott pass to Terence Williams
10/29 DAL	26	Kirk Cousins pass to Jamison Crowder	11/5 @SEA	30t	Russell Wilson pass to Doug Baldwin
10/29 DAL	26	Kirk Cousins pass to Chris Thompson	11/5 @SEA	26	Russell Wilson pass to Paul Richardson
10/29 DAL	25	Kirk Cousins pass to Ryan Grant	11/5 @SEA	23	Russell Wilson pass to Doug Baldwin
10/29 DAL	20	Kirk Cousins pass to Ryan Grant	11/5 @SEA	22	Russell Wilson pass to Thomas Rawls
11/5 @SEA	38	Kirk Cousins pass to Josh Doctson	11/5 @SEA	21	Russell Wilson pass to Jimmy Graham
11/5 @SEA	31	Kirk Cousins pass to Brian Quick	11/5 @SEA	20	Russell Wilson pass to Doug Baldwin
11/5 @SEA	23	Kirk Cousins pass to Vernon Davis	11/12 MIN	51	Case Keenum pass to Stefon Diggs
11/5 @SEA	23	Kirk Cousins pass to Ryan Grant	11/12 MIN	49	Case Keenum pass to Adam Thielen
11/12 MIN	36t	Kirk Cousins pass to Maurice Harris	11/12 MIN	38	Case Keenum pass to Adam Thielen
11/12 MIN	36	Kirk Cousins pass to Jamison Crowder	11/12 MIN	38	Case Keenum pass to Adam Thielen
11/12 MIN	32	Kirk Cousins pass to Jamison Crowder	11/19 @NO	36t	Mark Ingram run
11/12 MIN	27	Kirk Cousins pass to Chris Thompson	11/19 @NO	31	Mark Ingram run
11/12 MIN	25	Kirk Cousins pass to Samaje Perine	11/19 @NO	29	Drew Brees pass to Coby Fleener
11/19 @NO	40t	Kirk Cousins pass to Ryan Grant	11/19 @NO	25	Drew Brees pass to Coby Fleener
11/19 @NO	36	Kirk Cousins pass to Vernon Davis	11/19 @NO	24	Drew Brees pass to Michael Thomas
11/19 @NO	32	Kirk Cousins pass to Josh Doctson	11/19 @NO	24	Alvin Kamara run
11/19 @NO	30	Samaje Perine run	11/19 @NO	24	Drew Brees pass to Coby Fleener
11/19 @NO	26	Kirk Cousins pass to Vernon Davis	11/19 @NO	23	Drew Brees pass to Ted Ginn
11/19 @NO	21	Kirk Cousins pass to Josh Doctson	11/19 @NO	22	Drew Brees pass to Ted Ginn
11/23 NYG	38	Kirk Cousins pass to Jamison Crowder	11/19 @NO	20	Mark Ingram run
11/23 NYG	33	Kirk Cousins pass to Jamison Crowder	11/23 NYG	27	Eli Manning pass to Tavarres King
11/23 NYG	25	Kirk Cousins pass to Jamison Crowder	11/30 @DAL	24	Dak Prescott pass to Dez Bryant
11/30 @DAL	33	Kirk Cousins pass to Jamison Crowder	12/10 @LAC	75t	Philip Rivers pass to Tyrell Williams
11/30 @DAL	24	Kirk Cousins pass to Ryan Grant	12/10 @LAC	51	Philip Rivers pass to Keenan Allen
11/30 @DAL	20t	Kirk Cousins pass to Ryan Grant	12/10 @LAC	34	Philip Rivers pass to Tyrell Williams
12/10 @LAC	28	Kirk Cousins pass to Ryan Grant	12/10 @LAC	33	Austin Ekeler run
12/10 @LAC	23t	Kirk Cousins pass to Vernon Davis	12/10 @LAC	22	Travis Benjamin run
12/17 ARI	36t	Kirk Cousins pass to Kapri Bibbs	12/10 @LAC	21	Philip Rivers pass to Keenan Allen
12/17 ARI	24	Kirk Cousins pass to Jamison Crowder	12/10 @LAC	20	Philip Rivers pass to Hunter Henry
12/17 ARI	23	Kirk Cousins pass to Samaje Perine	12/17 ARI	46	Blaine Gabbert pass to J.J. Nelson
12/24 DEN	48t	Kirk Cousins pass to Josh Doctson	12/17 ARI	25	Blaine Gabbert pass to Larry Fitzgerald
12/24 DEN	36	Kirk Cousins pass to Ryan Grant	12/17 ARI	21	Blaine Gabbert pass to Troy Niklas
12/24 DEN	32	Kirk Cousins pass to Ryan Grant	12/24 DEN	24	Brock Osweiler pass to Demaryius Thomas
12/24 DEN	31t	Kirk Cousins pass to Vernon Davis	12/24 DEN	22	Brock Osweiler pass to Jordan Taylor
12/24 DEN	21	Kirk Cousins pass to Kapri Bibbs	12/24 DEN	21	C.J. Anderson run
12/31 @NYG	20	Kirk Cousins pass to Ryan Grant	12/24 DEN	21	C.J. Anderson run
			12/31 @NYG	75t	Orleans Darkwa run
			12/31 @NYG	29	Eli Manning pass to Travis Rudolph
			12/31 @NYG	24	Wayne Gallman run
			12/31 @NYG	21	Wayne Gallman run

2017 WASHINGTON REDSKINS STATISTICS

INSTANT REPLAYS

CHALLENGE BY REDSKINS

	QT	TIME	DOWN	YDS	PLAY	RULING ON THE FIELD	REVIEW RESULT
10/23 @PHI	2	6:20	1	10	Wendell Smallwood 14-yard reception, not down by contact	14-yard reception	Reversed (down by contact)
11/12 MIN	1	11:03	1	10	Kirk Cousins pass to Maurice Harris	Incomplete pass	Reversed (completion, touchdown)
11/19 @NO	4	3:50	1	10	Coby Fleener 24-yard reception	Completion	Upheld
12/17 ARI	2	7:44	3	3	Blaine Gabbert incomplete pass	Incomplete pass	Upheld
12/24 DEN	4	4:47	3	10	Brock Osweiler incomplete pass	Incomplete pass	Reversed (fumble, recovered by WAS)

CHALLENGE BY OPPONENTS

	QT	TIME	DOWN	YDS	PLAY	RULING ON THE FIELD	REVIEW RESULT
10/15 SF	3	7:48	3	6	Jamison Crowder 17-yard reception, not down by contact	17-yard reception	Reversed (down by contact)
11/12 MIN	2	6:51	3	8	Vernon Davis 8-yard reception for first down	First down	Reversed (short of line to gain)
11/30 @DAL	2	3:46	1	10	Jamison Crowder 5-yard reception, down by contact	5-yard reception	Upheld

CHALLENGE BY REVIEW ASSISTANT

	QT	TIME	DOWN	YDS	PLAY	RULING ON THE FIELD	REVIEW RESULT
9/10 PHI	2	0:22	1	10	Carson Wentz pass to Darren Sproles	Completion	Upheld
9/10 PHI	4	1:38	2	3	Fletcher Cox fumble return	Fumble/Touchdown	Upheld
9/17 @LAR	2	15:00	2	4	Chris Thompson touchdown run	Touchdown	Upheld
9/17 @LAR	4	1:55	3	4	Kirk Cousins pass to Ryan Grant	Touchdown	Upheld
9/24 OAK	1	14:19	2	7	Montae Nicholson interception return, not down by contact	25-yard return	Reversed (down by contact)
9/24 OAK	2	1:09	3	6	Vernon Davis 6-yard reception for first down	First down	Reversed (short of line to gain)
10/2 @KC	1	5:22	3	7	Jordan Reed reception, fumble	Fumble	Reversed (down by contact)
10/2 @KC	4	0:33	1	10	Chris Conley 10-yard reception	Down by contact	Upheld
10/15 SF	1	1:52	1	10	Brian Hoyer fumble	Fumble	Reversed (incomplete pass)
10/15 SF	2	6:53	2	12	Jimmie Ward interception of Kirk Cousins	Interception	Reversed (incomplete pass)
10/15 SF	3	3:22	1	10	Jimmie Ward fumble return for touchdown	Touchdown	Reversed (did not break plane)
10/15 SF	4	0:36	3	4	C.J. Beathard pass to Pierre Garcon	Incomplete pass	Reversed (completion)
10/29 DAL	4	4:58	1	10	Jaylon Smith interception of Kirk Cousins	Interception	Reversed (incomplete pass)
11/5 @SEA	1	0:29	3	4	Kendall Fuller interception return, not down by contact	24-yard return	Reversed (down by contact)
11/5 @SEA	2	1:54	3	15	Russell Wilson 15-yard run for first down	15-yard run	Reversed (short of line to gain)
11/5 @SEA	4	10:22	3	15	Kirk Cousins fumble	Fumble/Touchdown	Reversed (sack, no fumble)
11/5 @SEA	4	1:24	1	10	Kirk Cousins pass to Josh Doctson	Completion	Upheld
11/5 @SEA	4	0:15	1	10	Russell Wilson sacked, down by contact	Down by contact	Upheld
11/12 MIN	1	0:39	1	8	Rob Kelley run, fumble	Fumble	Reversed (down by contact)
11/12 MIN	4	14:50	2	2	Kirk Cousins run, fumble	Fumble	Reversed (touchdown)
11/19 @NO	2	1:48	3	7	De'Vante Harris interception of Kirk Cousins	Interception	Reversed (incomplete pass)
11/23 NYG	2	14:11	1	10	Samaje Perine run, fumble	Fumble	Reversed (down by contact)
11/23 NYG	3	3:04	3	18	Janoris Jenkins interception return for touchdown	Interception/Touchdown	Upheld
12/17 ARI	2	0:57	3	11	Larry Fitzgerald 11-yard reception for first down	First down	Reversed (short of line to gain)

2017 WASHINGTON REDSKINS STATISTICS (THE LAST TIME)

TEAM TOTALS

Won in Overtime

By Redskins:	10/27/14	at Dallas Cowboys, 20-17 OT (last score at 9:43 on 40-yard field goal by Kai Forbath)
By Opponent:	11/19/17	at New Orleans Saints, 34-31 OT (last score at 7:25 on 28-yard field goal by Wil Lutz)

Won by Scoring in the Last Two Minutes of Regulation

By Redskins:	11/5/17	at Seattle Seahawks, 17-14 (last score at :59 on 1-yard touchdown run from Rob Kelley)
By Opponent:	10/2/17	at Kansas City Chiefs, 29-20 (go-ahead score at :04 on 43-yard field goal from Harrison Butker)

Tied Game by Scoring in the Last Two Minutes of Regulation

By Redskins:	10/2/17	loss at Kansas City Chiefs, 29-20 (tied game, 20-20, at :47 on 40-yard field goal by Dustin Hopkins)
By Opponent:	11/19/17	loss at New Orleans Saints, 34-31 OT (tied game at 31 with 1:03 on Alvin Kamara 18-yard touchdown pass from Drew Brees)

Shutout

By Redskins:	9/30/91	vs. Philadelphia Eagles, 23-0
By Opponent:	12/7/14	vs. St. Louis Rams, 24-0

Held Opponent without a Touchdown

By Redskins:	12/17/17	win vs. Arizona Cardinals, 20-15
By Opponent:	12/7/14	loss vs. St. Louis Rams, 24-0

Game Finished in a Tie

Redskins Home:	11/23/97	vs. New York Giants, 7-7
Redskins Away:	10/30/16	at Cincinnati Bengals, 27-27

Scoreless First Half, Both Teams

Redskins Home:	10/19/08	win vs. Cleveland Browns, 14-11
Redskins Away:		None since 1970

Held Opponent Scoreless in First Half

By Redskins:	9/24/17	win vs. Oakland Raiders, 27-10 (led 14-0 at halftime)
By Opponent:	1/1/17	loss vs. New York Giants, 19-10 (trailed 10-0 at halftime)

Won by 20 or More Points

By Redskins:	12/24/16	at Chicago Bears, 41-21
By Opponent:	11/30/17	at Dallas Cowboys, 38-14

Won After Trailing by 20 or More Points

By Redskins:	10/25/15	vs. Tampa Bay Buccaneers, 31-30 (trailed 24-0 in 2nd quarter)
By Opponent:	9/12/99	vs. Dallas Cowboys, 41-35 OT (trailed 14-35 in 4th quarter)

Held a 28 or More Point Lead

By Redskins:	11/15/15	win vs. New Orleans Saints, 47-14 (33)
By Opponent:	11/22/15	loss at Carolina Panthers, 44-16 (28)

Held a 21 or More Point Lead

By Redskins:	12/24/17	win vs. Denver Broncos, 27-11 (led 27-3 in the 4th quarter)
By Opponent:	12/10/17	loss at Los Angeles Chargers, 30-13 (led 30-6 in the 4th quarter)

Scored 20 or More Points in a Quarter

By Redskins:	11/24/16	loss at Dallas Cowboys, 31-26 (20 points in 4th quarter)
By Opponent:	11/30/17	loss at Dallas Cowboys, 38-14 (21 points in 4th quarter)

Scored 20 or More Points in a Half

By Redskins:	9/17/17	win at Los Angeles Rams, 27-20 (20 points in 1st half)
By Opponent:	12/10/17	loss at Los Angeles Chargers, 30-13 (23 points in 1st half)

Touchdowns Scored by Offense and Defense

By Redskins:	12/10/17	loss at Los Angeles Chargers, 30-13 (1 offense, 1 defense)
By Opponent:	10/29/17	loss vs. Dallas Cowboys, 33-19 (2 offense, 1 defense)

Touchdowns Scored by Offense, Defense and Special Teams

By Redskins:	12/7/97	win vs. Arizona Cardinals, 38-28 (3 offense, 1 defense, 1 special teams)
By Opponent:	9/5/88	loss at New York Giants, 27-20 (1 offense, 1 defense, 1 special teams)

Safety Scored

By Redskins:	1/10/16	Preston Smith vs. Green Bay Packers (NFC Wild Card) (Aaron Rodgers sacked in end zone)
By Opponent:	11/5/17	Bobby Wagner at Seattle Seahawks (Kirk Cousins sacked in end zone)

Two-Point Conversion

By Redskins:	12/26/15	Kirk Cousins pass to Jamison Crowder at Philadelphia Eagles
By Opponent:	12/24/17	Brock Osweiler pass to C.J. Anderson vs. Denver Broncos

2017 WASHINGTON REDSKINS STATISTICS (THE LAST TIME)

TEAM TOTALS

No Penalties in Game

By Redskins:	11/16/03	loss at Carolina Panthers, 20-17
By Opponent:	11/5/89	loss vs. Dallas Cowboys, 13-3

50 or More Points Scored in a Game

By Redskins:	10/23/05	win vs. San Francisco 49ers, 52-17
By Opponent:	11/15/10	loss vs. Philadelphia Eagles, 59-28

40 or More Points Scored in a Game

By Redskins:	12/24/16	win at Chicago Bears, 41-21
By Opponent:	11/22/15	loss at Carolina Panthers, 44-16

OFFENSIVE TOTALS

500 or More Total Net Yards of Offense

By Redskins:	11/24/16	loss at Dallas Cowboys, 31-26 (505; 56 rushing, 449 passing)
By Opponent:	11/19/17	loss at New Orleans Saints, 34-31 OT (535; 160 rushing, 375 passing)

400 or More Total Net Yards of Offense

By Redskins:	11/19/17	loss at New Orleans Saints, 34-31 OT (456; 156 rushing, 300 passing)
By Opponent:	12/10/17	loss at Los Angeles Chargers, 30-13 (488; 174 rushing, 314 passing)

300 or More Net Yards Rushing by Team

By Redskins:	11/3/85	win at Atlanta Falcons, 44-10 (307)
By Opponent:	11/29/59	loss at New York Giants, 45-14 (351)

200 or More Net Yards Rushing by Team

By Redskins:	9/17/17	win at Los Angeles Rams, 27-20 (229)
By Opponent:	12/31/17	loss at New York Giants, 18-10 (260)

Individual 200-Yard Rushing Game

By Redskins:	12/30/12	Alfred Morris (33-200-3 TDs) vs. Dallas Cowboys
By Opponent:	12/30/06	Tiki Barber (23-234-3 TDs) vs. New York Giants

Individual 150-Yard Rushing Game

By Redskins:	12/30/12	Alfred Morris (33-200-3 TDs) vs. Dallas Cowboys
By Opponent:	12/31/17	Orleans Darkwa (20-154-1 TD) at New York Giants

Individual 100-Yard Rushing Game

By Redskins:	11/23/17	Samaje Perine (24-100) vs. New York Giants
By Opponent:	12/31/17	Orleans Darkwa (20-154-1 TD) at New York Giants

Two 100-Yard Rushers in the Same Game

By Redskins:	12/4/05	Clinton Portis (27-136-2 TDs) & Rock Cartwright (9-118) at St. Louis Rams
By Opponent:	11/3/96	Darick Holmes (22-122-3 TDs) & Thurman Thomas (23-107-1 TD) at Buffalo Bills

Consecutive 100-Yard Rushing Games (Same Season)

By Redskins:	11/19/17 - 11/23/17	Samaje Perine (23-117-1 TD) at New Orleans Saints / Samaje Perine (24-100) vs. New York Giants
By Opponent:	12/19/16 - 1/1/17	Jonathan Stewart (25-132) vs. Carolina Panthers / Jordan Howard (18-119) at Chicago Bears / Paul Perkins (21-102) vs. New York Giants

Combined 200-Yard Rushing by Two Players

By Redskins:	12/30/12	263 by Alfred Morris (33-200-3 TDs) & Robert Griffin III (6-63-1 TD) vs. Dallas Cowboys
By Opponent:	12/31/17	243 by Orleans Darkwa (20-154-1 TD) & Wayne Gallman (15-89-) at New York Giants

Individual with 30 or More Carries

By Redskins:	12/30/12	Alfred Morris (33-200-3 TDs) vs. Dallas Cowboys
By Opponent:	10/29/17	Ezekiel Elliott (33-150-2 TDs) vs. Dallas Cowboys

Individual with 25 or More Carries

By Redskins:	9/13/15	Alfred Morris (25-121) vs. Miami Dolphins
By Opponent:	11/30/17	Alfred Morris (27-127-1 TD) at Dallas Cowboys

Rushing Play of 60 or More Yards

By Redskins:	9/17/17	61t by Chris Thompson at Los Angeles Rams
By Opponent:	12/31/17	75t by Orleans Darkwa at New York Giants

2017 WASHINGTON REDSKINS STATISTICS (THE LAST TIME)

OFFENSIVE TOTALS

Rushing Play of 40 or More Yards

By Redskins:	9/17/17	61t by Chris Thompson at Los Angeles Rams
By Opponent:	12/31/17	75t by Orleans Darkwa at New York Giants

Individual with Two or More Rushing Touchdowns

By Redskins:	11/12/17	Kirk Cousins (4-5-2 TDs) vs. Minnesota Vikings
By Opponent:	10/29/17	Ezekiel Elliott (33-150-2 TDs) vs. Dallas Cowboys

400 Net Yards Passing by Team

By Redskins:	11/24/16	loss at Dallas Cowboys, 31-26 (449)
By Opponent:	1/3/16	win at Dallas Cowboys, 34-23 (412)

300 Net Yards Passing by Team

By Redskins:	11/19/17	loss at New Orleans Saints, 34-31 OT (300)
By Opponent:	12/10/17	loss at Los Angeles Chargers, 30-13 (314)

Individual with 50 or More Pass Attempts

By Redskins:	11/24/16	Kirk Cousins (53-41-449-3 TDs) at Dallas Cowboys
By Opponent:	12/26/15	Sam Bradford (56-37-380-1 TD-0 INT) at Philadelphia Eagles

Individual with 40 or More Pass Attempts

By Redskins:	11/12/17	Kirk Cousins (45-26-327-1 TD-1 INT) vs. Minnesota Vikings
By Opponent:	12/17/17	Blaine Gabbert (41-16-189-1 INT) vs. Arizona Cardinals

Individual with 30 or More Pass Completions

By Redskins:	10/23/17	Kirk Cousins (40-30-303-3 TDs-1 INT) at Philadelphia Eagles
By Opponent:	12/11/16	Carson Wentz (46-32-314-1 TD-1 INT) at Philadelphia Eagles

Individual with 25 or More Pass Completions

By Redskins:	11/30/17	Kirk Cousins (37-26-251-2 TDs-2 INTs) at Dallas Cowboys
By Opponent:	11/19/17	Drew Brees (41-29-385-2 TDs-1 INT) at New Orleans Saints

No Sacks Allowed

By Redskins:	12/24/17	win vs. Denver Broncos (37 attempts by Kirk Cousins)
By Opponent:	11/12/17	loss vs. Minnesota Vikings (29 attempts by Case Keenum)

Individual 400-Yard Passing Game

By Redskins:	11/24/16	Kirk Cousins (53-41-449-3 TDs) at Dallas Cowboys
By Opponent:	1/3/16	Kellen Moore (48-33-435-3 TDs-2 INTs) at Dallas Cowboys

Individual 300-Yard Passing Game

By Redskins:	11/19/17	Kirk Cousins (32-22-322-3 TDs) at New Orleans Saints
By Opponent:	12/10/17	Phillip Rivers (31-18-319-2 TDs) at Los Angeles Chargers

Consecutive 300-Yard Passing Games (Same Season)

By Redskins:	11/12/17 - 11/19/17	Kirk Cousins (45-26-327-1 TD-1 INT) vs. Minnesota Vikings; Kirk Cousins (32-22-322-3 TDs) at New Orleans Saints
By Opponent:	11/12/17- 11/19/17	Case Keenum (29-21-304-4 TDs-2 INTs) vs. Minnesota Vikings; Drew Brees (41-29-385-2 TDs-1 INT) at New Orleans Saints

Individual with Four or More Touchdown Passes

By Redskins:	12/26/15	Kirk Cousins (46-31-365-4 TDs) at Philadelphia Eagles
By Opponent:	11/12/17	Case Keenum (29-21-304-4 TDs-2 INTs) vs. Minnesota Vikings

Individual with Five or More Touchdown Passes

By Redskins:	11/10/91	Mark Rypien (31-16-442-6 TDs) vs. Atlanta Falcons
By Opponent:	11/22/15	Cam Newton (34-21-246-5 TDs) at Carolina Panthers

Individual with 10 or More Receptions

By Redskins:	11/24/16	Jordan Reed (10-96-2 TDs) at Dallas Cowboys
By Opponent:	11/5/17	Zach Ertz (10-112) at Philadelphia Eagles

Individual 200-Yard Receiving Game

By Redskins:	10/21/01	Rod Gardner (6-208-1 TD) vs. Carolina Panthers
By Opponent:	11/16/14	Mike Evans (7-209-2 TDs) vs. Tampa Bay Buccaneers

2017 WASHINGTON REDSKINS STATISTICS (THE LAST TIME)

OFFENSIVE TOTALS

Individual 150-Yard Receiving Game

By Redskins:	9/24/17	Chris Thompson (6-150-1 TD) vs. Oakland Raiders
By Opponent:	11/12/17	Adam Thielen (8-166-1 TD) vs. Minnesota Vikings

Individual 100-Yard Receiving Game

By Redskins:	11/23/17	Jamison Crowder (7-141-1 TD) vs. New York Giants
By Opponent:	12/10/17	Tyrell Williams (4-132-TD) & Keenan Allen (6-111) at Los Angeles Chargers

Two 100-Yard Receivers in the Same Game

By Redskins:	11/20/16	Pierre Garçon (6-116-1 TD) & Jamison Crowder (3-102-1 TD) vs. Green Bay Packers
By Opponent:	12/10/17	Tyrell Williams (4-132-TD) & Keenan Allen (6-111) at Los Angeles Chargers

Consecutive 100-Yard Receiving Games (Same Season)

By Redskins:	12/11/16 - 12/24/16	DeSean Jackson (3-102-1 TD) at Philadelphia Eagles; DeSean Jackson (7-111) vs. Carolina Panthers; DeSean Jackson (5-114) at Chicago Bears
By Opponent:	11/5/17- 11/12/17	Doug Baldwin (7-108-1 TD) at Seattle Seahawks; Adam Thielen (8-166-1 TD) vs. Minnesota Vikings

Pass Play of 80 or More Yards

By Redskins:	12/11/16	80t by Kirk Cousins to DeSean Jackson at Philadelphia Eagles
By Opponent:	11/22/12	85t by Tony Romo to Dez Bryant at Dallas Cowboys

Pass Play of 60 or More Yards

By Redskins:	10/2/17	69 by Kirk Cousins to Vernon Davis at Kansas City Chiefs
By Opponent:	12/10/17	75t by Phillip Rivers to Tyrell Williams at Los Angeles Chargers

Pass Play of 40 or More Yards

By Redskins:	12/24/17	48t by Kirk Cousins to Josh Doctson vs. Denver Broncos
By Opponent:	12/17/17	46 by Blaine Gabbert to J.J. Nelson vs. Arizona Cardinals

Individual with Four or More Touchdown Receptions

By Redskins:		Never
By Opponent:	11/18/07	Terrell Owens (8-173-4 TDs) at Dallas Cowboys

Individual with Three or More Touchdown Receptions

By Redskins:	10/1/06	Santana Moss (4-138-3 TDs) vs. Jacksonville Jaguars
By Opponent:	12/14/14	Odell Beckham Jr. (12-143-3 TDs) at New York Giants

Led Team in Both Rushing and Receiving Yards in the Same Game

By Redskins:	12/31/17	Kapri Bibbs (12-47 rushing, 8-53 receiving) at New York Giants
By Opponent:	12/4/16	David Johnson (18-84 rushing, 9-91 receiving) at Arizona Cardinals

100-Yard Rusher & 100-Yard Receiver in the Same Game

By Redskins:	11/23/17	Samaje Perine (24-100) & Jamison Crowder (7-141-1 TD) vs. New York Giants
By Opponent:	12/24/16	Jordan Howard (18-119) & Cameron Meredith (9-135-1 TD) at Chicago Bears

100-Yard Rusher, 100-Yard Receiver & 300-Yard Passer in the Same Game

By Redskins:	11/20/16	Kirk Cousins (30-21-375-3 TDs) Rob Kelley (24-137-3 TDs) Pierre Garçon (6-116-1 TD) Jamison Crowder (3-102-1 TD) vs. Green Bay Packers
By Opponent:	12/24/16	Jordan Howard (18-119) Cameron Meredith (9-135-1 TD) Matt Barkley (40-24-323-2 TDs-5 INTs) at Chicago Bears

Individual with at Least One Rushing Touchdown and One Receiving Touchdown in the Same Game

By Redskins:	12/24/16	Chris Thompson (3-20-1 TD rushing, 1-17-1 TD receiving) at Chicago Bears
By Opponent:	9/17/17	Todd Gurley II (16-88-1 TD rushing, 3-48-1 TD receiving) at Los Angeles Rams

Individual with at Least One Rushing Touchdown and One Touchdown Pass in the Same Game

By Redskins:	11/12/17	Kirk Cousins (45-26-327-1 TD- 1 INT passing; 4-5-2 TDs rushing) vs. Minnesota Vikings
By Opponent:	10/2/17	Alex Smith (37-27-293-1 TD passing, 7-56-1 TD rushing) at Kansas City Chiefs

No Turnovers

By Redskins:	11/19/17	loss at New Orleans Saints, 34-31 OT
By Opponent:	11/30/17	loss at Dallas Cowboys, 38-14

Touchdown Scored on First Drive

By Redskins:	12/17/17	win vs. Arizona Cardinals, 20-15 (2 plays, 6 yards, 0:43 / Jamison Crowder 6 yd. pass from Kirk Cousins)
By Opponent:	12/31/17	loss at New York Giants, 18-10 (2 plays, 75 yards, 0:17 / Orleans Darkwa 75 yd. run)

2017 WASHINGTON REDSKINS STATISTICS (THE LAST TIME)

DEFENSIVE TOTALS

Held Opponent Under 200 Net Yards of Total Offense

By Redskins:	11/23/17	win vs. New York Giants, 20-10 (170; 84 rushing, 86 passing)
By Opponent:	12/31/17	loss at New York Giants, 18-10 (197; 61 rushing, 136 passing)

Held Opponent Under 300 Net Yards of Total Offense

By Redskins:	12/17/17	win vs. Arizona Cardinals, 20-15 (286; 141 rushing, 145 passing)
By Opponent:	12/31/17	loss at New York Giants, 18-10 (197; 61 rushing, 136 passing)

Held Opponent Under 50 Yards Rushing

By Redskins:	9/24/17	win vs. Oakland Raiders, 27-10 (32)
By Opponent:	12/17/17	win vs. Arizona Cardinals, 20-15 (31)

Held Opponent Under 75 Yards Rushing

By Redskins:	9/24/17	win vs. Oakland Raiders, 27-10 (32)
By Opponent:	12/31/17	loss at New York Giants, 18-10 (61)

Held Opponent Under 100 Yards Rushing

By Redskins:	11/23/17	win vs. New York Giants, 20-10 (84)
By Opponent:	12/31/17	loss at New York Giants, 18-10 (61)

Held Opponent Under 100 Net Yards Passing

By Redskins:	11/30/17	loss at Dallas Cowboys, 38-14 (93)
By Opponent:	11/23/14	loss at San Francisco 49ers, 17-13 (77)

Held Opponent Under 150 Net Yards Passing

By Redskins:	12/17/17	win vs. Arizona Cardinals, 20-15 (145)
By Opponent:	12/10/17	loss at Los Angeles Chargers, 30-13 (136)

Interception Return for a Touchdown

By Redskins:	12/10/17	Bashaud Breeland at Los Angeles Chargers (96 yards)
By Opponent:	11/23/17	Janoris Jenkins vs. New York Giants (53 yards)

Individual with Three or More Interceptions

By Redskins:	10/24/10	DeAngelo Hall at Chicago Bears (4)
By Opponent:	10/16/11	Kurt Coleman vs. Philadelphia Eagles (3)

Individual with Two or More Interceptions

By Redskins:	11/12/17	D.J. Swearinger vs. Minnesota Vikings (2)
By Opponent:	12/31/17	Kelvin Sheppard at New York Giants (2)

Seven or More Sacks by Team

By Redskins:	9/14/14	win vs. Jacksonville Jaguars, 41-10 (10)
By Opponent:	12/14/14	loss at New York Giants, 24-13 (7)

Six or More Sacks by Team

By Redskins:	9/14/14	win vs. Jacksonville Jaguars, 41-10 (10)
By Opponent:	11/23/17	win vs. New York Giants (6)

Five or More Sacks by Team

By Redskins:	12/17/17	win vs. Arizona Cardinals, 20-15 (5)
By Opponent:	11/23/17	win vs. New York Giants (6)

Individual with Four or More Sacks

By Redskins:	9/14/14	Ryan Kerrigan vs. Jacksonville Jaguars (4)
By Opponent:	12/1/13	Justin Tuck vs. New York Giants (4)

Individual with Three or More Sacks

By Redskins:	12/26/15	Preston Smith at Philadelphia Eagles (3)
By Opponent:	12/1/13	Justin Tuck vs. New York Giants (4)

Individual with Two or More Sacks

By Redskins:	12/31/17	Ryan Kerrigan (2) at New York Giants
By Opponent:	11/30/17	DeMarcus Lawrence at Dallas Cowboys (2)

Fumble Returned for Touchdown

By Redskins:	12/26/15	DeAngelo Hall at Philadelphia Eagles (17 yards)
By Opponent:	10/2/17	Justin Houston at Kansas City Chiefs (13 yards)

2017 WASHINGTON REDSKINS STATISTICS (THE LAST TIME)

SPECIAL TEAMS TOTALS

Kickoff Return for a Touchdown

By Redskins:	11/22/15	Andre Roberts at Carolina Panthers (99 yards)
By Opponent:	10/16/16	Wendell Smallwood vs. Philadelphia Eagles (86 yards)

Punt Return for a Touchdown

By Redskins:	10/9/16	Jamison Crowder at Baltimore Ravens (85 yards)
By Opponent:	11/30/17	Ryan Switzer at Dallas Cowboys (83 yards)

Blocked Punt

By Redskins:	10/18/15	Jeron Johnson at New York Jets
By Opponent:	9/24/15	Rashad Jennings at New York Giants

Missed Extra Point Attempt

By Redskins:	12/10/17	Nick Rose at Los Angeles Chargers (hit left upright)
By Opponent:	12/31/17	Aldrick Rosas at New York Giants (blocked by Anthony Lanier II)

Blocked Field Goal Attempt

By Redskins:	12/24/16	Preston Smith at Chicago Bears
By Opponent:	10/29/17	Tyrone Crawford vs. Dallas Cowboys

Blocked Field Goal returned for a TD

By Redskins:	9/24/72	Mike Bass vs. St. Louis Cardinals (32 yards)
By Opponent:	1/8/00	Ron Rice vs. Detroit Lions (94 yards)

Individual with Five or More Field Goals

By Redskins:	9/25/16	Dustin Hopkins at New York Giants (5)
By Opponent:	12/17/17	Phil Dawson vs. Arizona Cardinals (5)

Individual with Four or More Field Goals

By Redskins:	11/13/16	Dustin Hopkins vs. Minnesota Vikings (4)
By Opponent:	12/17/17	Phil Dawson vs. Arizona Cardinals (5)

Individual with Three or More Field Goals

By Redskins:	11/12/17	Nick Rose vs. Minnesota Vikings (3)
By Opponent:	12/17/17	Phil Dawson vs. Arizona Cardinals (5)

Individual with 70-yard or More Punt

By Redskins:	9/25/14	Tress Way vs. New York Giants (77 yards)
By Opponent:	11/17/13	Donnie Jones at Philadelphia Eagles (70 yards)

Individual with 60-yard or More Punt

By Redskins:	12/24/17	Tress Way vs. Denver Broncos (64 yards)
By Opponent:	12/17/17	Andy Lee vs. Arizona Cardinals (62 yards)

Individual with 50-yard or More Field Goal

By Redskins:	11/12/17	Nick Rose vs. Minnesota Vikings (55 yards)
By Opponent:	11/19/17	Wil Lutz at New Orleans Saints (52 yards)

Back to Back Kickoff Returns for Touchdowns

By Redskins:	9/23/73	Herb Mul-Key at St. Louis Cardinals (97 yards)
By Opponent:	9/23/73	Don Shy at St. Louis Cardinals (97 yards)

Blocked Punt, Returned for Touchdown

By Redskins:	10/18/15	Rashad Ross at New York Jets (recovery in end zone)
By Opponent:	9/7/14	Alfred Blue at Houston (5 yards)

Successful Onside Kick

By Redskins:	10/25/15	vs. Tampa Bay Buccaneers (kicked by Dustin Hopkins, recovered by Trenton Robinson)
By Opponent:	11/8/15	at New England Patriots (kicked by Stephen Gostkowski, recovered by Jonathan Freeny)

No Punts

By Redskins:	11/5/00	loss at Arizona Cardinals, 16-15
By Opponent:	9/30/62	win vs. St. Louis Cardinals, 24-14

Successful Fake Punt

By Redskins:	11/19/17	Niles Paul five-yard run at New Orleans
By Opponent:	9/17/17	Johnny Hekker 28-yard pass to Josh Reynolds at Los Angeles Rams

Successful Fake Field Goal

By Redskins:	11/15/09	Hunter Smith 35-yard pass to Mike Sellers vs. Denver Broncos
By Opponent:	10/6/14	Jon Ryan five-yard run vs. Seattle Seahawks

FEATURE CLIPS

2018 FEATURE CLIPS

PRES. OF BUSINESS OPERATIONS AND CHIEF OPERATING OFFICER BRIAN LAFEMINA

Redskins hire Brian Lafemina from NFL to lead business side

By Kareem Copeland and Mark Maske, The Washington Post
May 16, 2018

The Washington Redskins hired Brian Lafemina as the team's president of business operations and chief operating officer in a newly created position.

Lafemina will head the business side of operations and report to team owner Daniel Snyder, the team announced. He worked for the NFL the last eight years and was directly involved in NFL-wide programs focused on fan experience, ticketing strategy, Super Bowl strategy, Pro Bowl strategy and stadium development.

Several people within the NFL said they expect Lafemina to become a central figure in the Redskins' planning for their next stadium, a task that has been the primary responsibility of team president Bruce Allen.

"He's very well thought of in the league office and by the teams," said one person familiar with the league's inner workings. "He's really data-driven. He sees things from the fans' perspective."

Lafemina has worked particularly closely with teams with overhauling and improving their ticket-selling operations, that person said.

"Brian has been one of the most highly regarded NFL executives amongst league ownership for many years because of his deep understanding of our business, his focus on partner relationships and his genuine belief that fans must be at the center of every decision we make," Snyder said in a statement.

"Brian is coming to Washington with fresh thinking and big ideas to implement, and I have full confidence that with Brian's addition and with Bruce Allen continuing as team president, the Redskins' success will continue to grow, both on and off the field."

The team still employs Dennis Greene, who has held the title of president of business operations since 2007 and will now report to Lafemina, according to a team spokesman. Lafemina will oversee all business operations, while Greene will focus on hospitality and suites.

Greene was one of two team executives named in a recent New York Times story that said he reportedly attended an event at a night club where five Redskins cheerleaders said cheerleaders were forced to serve as dates for male suite holders and sponsors.

Lafemina's hire was a year in the making after Snyder first tried to lure him from the league offices. He previously held multiple positions over a 22-year span with the Madison Square Garden Company, finishing as senior vice president of Madison Square Garden Sports.

Another person close to the situation said the Redskins' interest in Lafemina had been long-standing.

"They've been trying to get him for a long time," that person said.

"Nothing could have prepared me more for this role than working at the NFL," Lafemina said in a statement. "Dan first approached me about a year ago to discuss the possibility of me joining the Redskins. During that time, I was able to see firsthand his passion for the Redskins, the game of football and his deep commitment to the Washington, D.C., community. Working with Dan and Bruce to develop a new, dynamic stadium that matches the vibrancy of this organization and its fan base will be an exciting challenge and one of our top priorities."

HEAD COACH JAY GRUDEN

**Gruden happy with 'evolved' culture as
Redskins shift to mandatory minicamp**

By Kareem Copeland, The Washington Post
June 11, 2018

The Washington Redskins begin mandatory veteran minicamp Tuesday with a final scheduled three-day workout before taking a six-week break before training camp starts July 26 in Richmond.

By all accounts, the organized team activities portion of the off-season was successful as newcomers, particularly quarterback Alex Smith, were indoctrinated into the system and no major injuries were reported.

There was little drama with the majority of the team present. There were no issues with second-round draft pick Derrius Guice, who is fast becoming a fan favorite after rumors of character concerns caused the former LSU running back to slip to the 59th pick despite receiving first-round grades from many prognosticators.

The biggest note was the absence of starting inside linebacker Zach Brown, who missed the early parts of the session while moving, according to Coach Jay Gruden. Brown tweeted the move was complete May 31, and the team's website posted a picture of him participating June 5. But he was absent again during the workout open to media the following day. Those practices were voluntary, though.

The status of former quarterback Kirk Cousins's contract was a focal point in past camps, but Smith just signed a four-year extension.

The workout atmosphere has drawn praise from Smith and new Redskins receiver Paul Richardson. Smith said this has been the most he has gotten out of OTAs as he enters the 14th year of his career. Richardson mentioned on more than one occasion how well teammates have helped one another, despite competing for the same position.

Gruden credited the veterans.

"The good thing is, I don't have to put my finger on everything that's going on around here," Gruden said last week. "I have great trust in the players that are down here, led by the veteran guys like [Ryan] Kerrigan and Ziggy Hood and the rest of the older-type guys. They do an excellent job down here, and [when] they're out at practice, they're in meetings. [Orlando] Scandrick coming in, obviously Alex Smith, Colt McCoy. ... Quarterbacks do a great job. Offensive linemen, [Brandon] Scherff is now considered a veteran. He just works his butt off. We've got a good group of guys. Mason Foster, [D.J.] Swearinger, obviously."

"One thing as a coach you don't want to have to worry about is just always micromanaging every detail about meetings and what's going on in the locker room. We have a great group of guys that are tightknit, and they work extremely hard."

The tone of OTAs can be fairly mild, compared to training camp, due to collectively bargained rules that limit contact and the intensity of sessions. Attendance, injuries and position battles are often the main talking points. There's an eye on individual progression, but evaluation can be limited given the structure of workouts. There's no tackling, so it's hard to get a read on running backs and front-seven defenders. Also, linemen aren't seeing live action. Gruden's sessions can be intense and competitive, but the physicality is different from training camp. Quarterbacks and skill-position players typically benefit the most.

Gruden said the culture of the team has matured since he took over in 2014.

"Yeah, it's evolved, and it goes into your draft and who you're getting as free agents and all that stuff," Gruden said. "Sometimes you have to deal with some issues from time to time, but it's important for the veteran leaders to take them under their wing and try to bring them along the right path. And I feel like we have a good majority-rules-type thing that are all hard workers and good guys and good football players."

The Redskins now hope these feel-good summer workouts translate into fall success and the second playoff berth of Gruden's

2018 FEATURE CLIPS

tenure. The team finished 7-9 in 2017 and missed the postseason for the second year in a row.

Jay Gruden ramps up Redskins training camp with 'most physical practice of the year'

By Kareem Copeland, The Washington Post
August 4, 2018

RICHMOND — Third and one. Fourth and one. Goal line.

Those situations took up significant portions of the Redskins practice Saturday, with the team focused on short-yardage periods in a physical session that was not meant for the weak. The offense and defense scrapped for inches as running backs repeatedly slammed into the line of scrimmage and linebackers and defensive linemen teed off downhill.

"That was, by far, the most physical practice of the year," defensive lineman Jonathan Allen said. "We love it. That's what we do on the offensive line and defensive line. We bang and clang, man. That's what we love about football."

The backs were tested, and both sides had their moments. Derrius Guice, Rob Kelley and Samaje Perine all had one-yard touchdown runs, but Allen and Preston Smith also made big stops.

The run game is often hard to judge during training camp. There is little live tackling, and it can be difficult to tell if a back would have shaken a defender or powered through a tackle. Coach Jay Gruden, however, allowed for live tackling and let the guys go at it in close quarters.

"It's something all the running backs look forward to," Kelley said. "Some people say we struggled with [it] last year, in the short-yardage and goal-line type situations. It was an opportunity for us to redeem ourselves. It's not a real game, but an opportunity to show we're putting the effort in and the work in to redeem ourselves."

"When everybody woke up this morning, they had it on their mind: 'Okay, I've got to put this work in. It's not going to be no breeze.' You can't just go through the motions today. You go through the motions, and somebody's going to get hurt. So, you've got to go full speed. I think it was one of those days that everybody had on their mind."

Jay Gruden doesn't see any 'glaring weakness' on Redskins

By Matthew Paras, The Washington Times
July 25, 2018

RICHMOND — After they were the most injured team in the NFL last season, the Washington Redskins weren't going to stand pat. The franchise built a whole new recovery room at its training facility in Richmond — installing things like cryogenic chambers and tanks for salt baths.

Coach Jay Gruden even touted — and remember, he's a football coach, not a doctor — the team's "foot heal stuff."

"Whatever you need, we've got you covered to get you back on the field," said Gruden, who has also adjusted practice times in hopes of keeping players healthy. "We've even got a Gatorade ice machine, for God's sake."

But, Gruden acknowledged, improvements off the field only go so far.

"At the end of the day, these guys are going to have to go out there, hit some people and show they can play the game of football," Gruden said as the Redskins reported to camp ahead of Thursday's first practice.

Entering his fifth season at the helm after a disappointing 7-9 campaign last year, Gruden said in January that he knows his job could be on the line if the Redskins' upcoming season goes south. He called the 2017 record "not good enough" — even with the injuries.

Gruden, who has made the playoffs only once in four seasons, said he has high expectations for this year's team.

"I don't think we have any glaring weakness," Gruden said. "We've addressed a lot of them throughout the draft and free agen-

cy and veteran guys here. I think our depth has been addressed. Now it's a matter of going out there and playing together."

For the first time in years, the Redskins will have stability at quarterback.

Washington, of course, traded for Alex Smith instead of re-signing Kirk Cousins, whose contract status often overshadowed the state of the team. In addition to Smith's arrival, the Redskins think they now have a solid cast of offensive weapons, a strong offensive line and a promising young defense to compete.

The Redskins, however, will take their time re-incorporating the high number of players still recovering from injuries.

The franchise has only two players — defensive tackle Stacy McGee (core muscle surgery) and cornerback Josh Holsey (foot) — who will open camp on the Physically Unable to Perform list.

But key pieces, like left tackle Trent Williams, tight end Jordan Reed and running back Chris Thompson, were unable to practice during OTAs. They will be eased into training camp.

"We'll have a plan for these guys moving forward," Gruden said. "Mainly get them through individual [drills]. Get them some limited team reps early, if any. And then just slowly adjust their roles as they feel better."

The Redskins plan to be cautious. Wide receiver Josh Doctson received a precautionary MRI on his Achilles, but Gruden said the results came back clean. The third-year wideout missed most of his entire rookie season with an Achilles injury.

"Nothing showed up, so why would it be alarming?" Gruden said. "We're good."

If there was a silver lining to the Redskins' injury-filled 2017, the situation allowed the coaching staff to evaluate other players. Gruden added the injuries helped the team's depth.

Optimism, though, is always high this time of year, and it will be up to the Redskins to prove they have improved.

"The good thing about this football team, in my opinion, is that we've got a good core group of veterans that they don't need a lot of talking to," Gruden said. "They know what it takes to be a successful football player and football team."

"Now, it's just a matter of us gelling as a group and playing well on Sundays."

DEFENSIVE COORDINATOR GREG MANUSKY

Greg Manusky is a bit of a character, but he plays a serious role for the Redskins' defense

By Kimberley A. Martin, The Washington Post
August 4, 2018

RICHMOND — A flash of bright green is all you see.

The burly man's body dwarfs the Jetson moped as he cruises down West Broad Street at 15 mph. His 6-foot-1, 260-pound frame and close-cropped gray hair are the only distinguishing features, but the man on the moped — his wife's moped, to be exact — holds the key to the Washington Redskins defense.

Around 9:15 a.m., Greg Manusky makes the left-hand turn off DMV Drive, pedaling up the incline to the VIP parking lot. Finally, his near-daily four-mile trek from the team's hotel to its training facility is complete.

"He's not very bright," Redskins Coach Jay Gruden says, half-jokingly, of his defensive coordinator. "He's too big for that scooter. He doesn't wear a helmet. He's just not very smart. What's the point of riding a scooter? You get three, four miles of exercise on a bike, maybe. I'm worried about him doing it. I just hope he doesn't get hit by a car."

Gruden can't afford to lose Manusky now, not with expectations as high as they are for the Redskins, and their defense in particular. During the 2017 season — Manusky's first after he was promoted from coaching the team's outside linebackers — Washington ranked ninth in the league in passing defense (213.8 yards allowed per game) and 12th in takeaways. But the unit's NFL-worst run defense, which surrendered 134.1 yards per game on the ground, left Washington with the 21st-ranked total defense and is a sore point for the group, which is aiming to no longer be "the laughingstock of

the conference,” according to safety D.J. Swearingen.

Securing quarterback stability was paramount this offseason, but maintaining continuity on his coaching staff was just as important to Gruden, who fired former defensive coordinator Joe Barry after the 2016 season. The Redskins’ defense was ranked 28th overall that year.

In Manuskay, Gruden believes he has a coach who is not only confident in himself and his schemes, but someone who has “a great feel for what he wants to do.”

“It’s been good for guys like [Quinton] Dunbar, [Fabian] Moreau, Montae Nicholson, Zach Brown, and for some of these defensive linemen to hear the same stuff for the second year in a row,” Gruden said, echoing similar comments made by players who say they feel confident the defense can play faster together because of its familiarity with Manuskay’s schemes.

“It’s beneficial,” Gruden continued. “You never want to go through too much change unless you feel like it’s absolutely necessary. So if you can have some consistency in your approach on defense, it’s good for everybody involved.”

Manuskay’s personality — equal parts meeting-room enforcer and gregarious gag artist — is what endears him to coaches and players alike. His 12-year NFL career, which began with the Redskins in 1988, also gives him credibility in the locker room. “He’s one of the biggest reasons I wanted to come back here,” said linebacker Mason Foster, who returned in January on a two-year deal. “It’s great to play for a guy like that. Just the way he coaches. As someone who played in the league as long as he did, he understands what players go through on a daily basis, so it’s great. He can relate to the players, and I think guys appreciate that.”

“Right now, everybody’s tired, everybody’s worrying about their job, and he keeps a fun environment around. And you need that,” added veteran defensive lineman Ziggy Hood. “Because there’s going to be some bad days where you’re going through a rough patch and you need to smile.”

Those who know Manuskay well often highlight his loud intensity and his no-nonsense approach to football. But ask players and coaches to describe the 51-year-old Pennsylvania native, and they will initially laugh or shake their heads as they trade stories of Manuskay’s maniacal ways.

Outside linebacker Ryan Kerrigan recalled arriving at Redskins Park on a Friday morning earlier this offseason. Because it was an off day, he assumed the building would be empty at 7 a.m. Turns out, he was wrong: “I walk in and there’s nobody else in the lobby. And all of a sudden I hear a real loud dog bark noise and I see Manuskay behind our secretary’s desk, just barking and yelling and laughing. He scared the hell out of me and he’s like, ‘Oh, I got you! I got you.’ That’s just Manuskay.”

Gruden chuckles as he attempts to sum up the essence of his coordinator: “He’s going to ride over on his [expletive] scooter. He’s going to stand behind the rope and yell your name and ask for your autograph. And you’re going to look over there and it’s going to be him laughing at you.”

Manuskay is all business when it counts. But he is uniquely entertaining, refusing to be anything other than his intensely wild, comical self. “What you see is what you get with Greg,” Gruden said. “He’s not going to try to impress anybody by being somebody’s he’s not.”

That’s why the coordinator didn’t think twice before bringing his wife’s bright green moped to training camp last year. “It’s street legal,” Manuskay said with a laugh. “I should wear a helmet. I know that. I should. But I’m old.”

Depending on the day and his pre-practice workload, he might ride his “normal bike” to the facility before lifting weights. But most days he is riding his electric-powered scooter. “That’s Manuskay,” Hood said, shaking his head. “He exercises enough, he’s not going to want to do anything more than that. I’d do the same thing if I was him. As long as it moves, that’s all that matters.”

“I mean, he might pop the tires on it,” Foster added, referring to Manuskay’s husky frame. “I wouldn’t put anything past him. I wouldn’t be surprised if he showed up riding a unicycle or something.”

A few days later, Manuskay zeroes in on his target following an afternoon practice and trudges through the muddy field to deliver an important update. It’s unclear if Gruden’s concerns have finally got-

ten to him or if the longtime coach came to the decision on his own. Either way, the end result is one all of the Redskins will support.

“Hey,” Manuskay says, smiling. “I got a helmet.”

DL JONATHAN ALLEN

At ‘100 percent,’ Jonathan Allen Ready To Give Defensive Line A Lift In Second Year

By Grant Cohen, Redskins.com
July 27, 2018

Going up against 300-pound offensive linemen seems like an insurmountable task. For defensive end Jonathan Allen, that was nothing compared to what he endured in 2017.

After earning a starting spot on the defensive line, the second-year player out of Anniston, Ala., suffered a Lisfranc injury during the fifth game of the season that sidelined him for the remainder of the year. Allen made it a priority to get back on the field during the offseason, determined to enhance what had become a promising start.

Now, back in Richmond at 100 percent, the 23-year-old looks for his tireless work ethic in recovery to translate over to the defense.

“Probably the hardest thing I’ve done,” Allen said of his recovery process. “Even though I had surgeries before, I’ve never actually missed game time. It was definitely one of the hardest things I’ve ever had to do...It kind of gave me a renewed appreciation for what I do for a living. I just came back more grateful, ready to put in the extra hours that I might not have been able to do last year, might not have been willing to do last year. I’m just ready go.”

Allen gained “confidence” early in the NFL, contributing two tackles per contest in the first five games of the season. When he hit IR, the Redskins struggled to keep the momentum going, going 1-4 in the next five games without the 6-foot-3 defensive end. A fully healthy Allen is locked in on staying that way so he can improve the defensive line throughout training camp.

“Really, [my focus is] just being able to be out there and help my guys,” Allen said. “We had so many injuries last year and had guys out there fighting for their lives and almost beating themselves [up] when it was just a testament how well coached we were and strong willed the guys we had out there were. At least for me, I want to go out there and be able to help my guys contribute to the team.”

Learning and watching from the sidelines did not satisfy Allen, who showed the will to get back on the field by working with the team trainers to seeing a chiropractor. His recovery process motivated his teammates to succeed for him on the field, defensive lineman Anthony Lanier II said.

While Lanier had the task of replacing Allen at his position at times, he admired the fact that he was putting effort into coming back even better for the 2018 campaign.

“I could tell that he wanted to be back out there with us and be back out there with the team,” Lanier said. “Somebody like that you give a lot to because they’re willing to do what’s best for the team.”

Now that he’s healthy, Jonathan Allen sees no reason he can’t dominate

By Kareem Copeland, The Washington Post
August 5, 2018

RICHMOND — Dominate has become Jonathan Allen’s favorite word. The second-year defensive lineman seems to say it an awful lot during training camp.

The plan for the upcoming season is clear after he lost all but five games of his rookie year to a Lisfranc injury.

“I definitely feel like everybody has personal goals, but for me it’s just to dominate and be more consistent,” Allen said. “I feel like I was, before I got hurt, I was playing at a pretty high level. But I want to be able to take that to the next level and be able to play like that every week, every game, and not have a good game or just an okay game. I want to be able to try to dominate every opponent, every snap, every game. So, when I say take it to the next level, I really

2018 FEATURE CLIPS

mean consistency.”

Allen posted 10 tackles and a sack in those five games, immediately improving the play of the defensive line. The defense allowed fewer than 100 yards rushing in four of those five games before devolving into the NFL’s worst run defense without him. Allen said he got back to 100 percent healthy around March or April, and he has been a tough block during camp.

The No. 17 pick leaned on his natural ability as a rookie, but he’s focused on the details even more now.

“For me, I feel like bending the corner,” he said. “That’s the big thing that I’ve been trying to focus on: being able to become more skinny on the edge, really just trying to take in all the little things that I really wasn’t able to do last year just because I was so caught up in the moment. Really just trying to get a grasp on the playbook, the scheme, the technique. So this year I’m really trying to elevate my play and take it to the next level.”

Coach Jay Gruden said Allen has a combination of “great hands” and “great strength,” making him difficult to block in the run game, which in turn helps the linebackers run free to the ball. But Gruden is adamant, given questions about his pass-rush ability, that Allen’s not a one-trick pony.

“We have very high expectations for Jonathan,” Gruden said. “He is an excellent football player without a doubt. He’s not a one-dimensional player at all. He plays the run equally well as he can rush the passer. He is a very tenacious guy, he loves football, prepares his tail off. [Defensive line coach Jim] Tomsula is doing a great job with him. I have no worries about Jonathan; the only thing is we just have to keep him on the field. He is going to be a great player.”

There’s hope that Allen’s growth, plus the addition of 2018 No. 13 pick Daron Payne, will address the run-game issues. Third-year lineman Matt Ioannidis has lined up opposite Allen for much of camp and has had a strong showing as well.

The Redskins’ defensive line hasn’t had a reputation for dominance in recent seasons, but Allen’s aspiration for 2018 is clear: Dominate.

LB PRESTON SMITH

Preston Smith is better than advertised in coverage

By Chris Roling, Redskins Wire
August 4, 2018

RICHMOND - Washington Redskins linebacker Preston Smith might be one of the league’s most underrated players.

While Smith isn’t talking to the Redskins about a new contract, he has been flashing plenty of versatility during Redskins training camp.

In 72 coverage snaps last year, Edge Rusher Preston Smith was targeted eight times, allowed just 29 total yards and intercepted two passes.

It’s an impressive number, and one fans might not expect right away from a player like Smith — he’s better known for his 20.5 sacks over the last three seasons.

An iron man of sorts to go alongside his pass-rushing production, Smith figures to earn a hefty payday in free agency if the Redskins don’t open up the checkbook.

Given his unique skill set in something like coverage, the Redskins can expect a huge season from Smith as he auditions for a new contract.

QB ALEX SMITH

Alex Smith comes to the Redskins with self-assurance as his strong suit

By Kimberley A. Martin, The Washington Post
July 21, 2018

Alex Smith is exhausted, but he refuses to show it. The moment is for them, the select few who have been chosen to witness the welcome to his new home.

The line of selfie-seekers snakes around the perimeter of the Washington Redskins’ locker room at FedEx Field, funneling toward the large backdrop adorned with the team’s name in small lettering. One by one, 200 fans draped in burgundy and gold step forward, offering a handshake and even an occasional hug. They have come to lay eyes on the new face of the franchise, the new quarterback in Jay Gruden’s offense. To them, he is the future — and potentially Washington’s football savior.

The man who so many saw as expendable is again wanted. But Smith no longer is burdened by insecurity or in need of affirmation. The former No. 1 overall NFL draft pick already has been written off as a potential bust, twice been discarded for shinier, younger quarterbacks. He has been praised for leading the San Francisco 49ers to the NFC title game and derided as “a game manager” — a solid, dependable quarterback who can’t lift his team by himself. But none of that matters as he stands in his new locker room, surrounded by hundreds of fans.

“I don’t feel like I have to prove myself to anybody any longer,” Smith says shortly after the event has ended and fans and reporters have exited the stadium.

He is all but alone a few minutes later, sitting inside a coach’s office near the entrance to his new locker room. Those who know him best already have warned of his reticence around reporters. But he appears at ease as his 6-foot-4 frame slowly sinks into the

upholstery of one of two chairs positioned side by side in the small room. He then engages in a delicate dance that toes the line between unfiltered vulnerability and cautious restraint. After everything he has endured in San Francisco and Kansas City, the three-time Pro Bowl selection knows who he is. But there still is that part of him that would prefer to avoid moments where he’s forced to pick at old wounds that have long since scabbed over.

“To be a No. 1 pick,” he says, emphasizing his words by tapping his fist against the wooden desk in front of him. “. . . To come with tall expectations . . . [tap] . . . and then, through those first four, five years, to not win games . . . [tap] . . . to not turn around the organization . . . [tap] . . . and certainly, statistically . . . [tap] . . . to not play that great . . . [tap] . . . to have stretches but, certainly as a whole, not to have played that great . . . that builds.”

It took years for him to achieve a level of inner peace, to put aside lingering resentment and stop questioning the business side of the game. Smith rather would focus on what lies ahead and how excited he is to be a part of Gruden’s “QB-friendly” system. But those moments of insecurity and self-doubt — and his journey to overcome outside perception of his worth — are vital to understanding Smith’s mental makeup, his 14-year journey in the NFL and why members of the Redskins’ staff are “tickled to death” to have this 34-year-old quarterback under center.

A college prodigy

Pam Smith used to wonder whether her son was destined for a life of crime. There were epic tantrums, intolerable behavior. And by the time Smith was 3, his parents were debating whether it was even worth it to take him out in public.

“I used to say, ‘Alex will be a success at whatever he does because he is so focused and very stubborn. I hope he chooses something good versus robbing 7-Elevens because he’d be good at either,’” Pam recalls with a chuckle.

Smith is the third of their four children but was by far their “biggest challenge,” his mother says. During those early years, when Smith often was banished to a corner in a timeout, she encouraged him to channel that headstrong energy in a positive way.

That stubborn streak proved to be one of Smith’s greatest assets. The perfectionist in him could never tolerate mediocrity. He never will accept being outworked, be it in the classroom or on the field. Those same traits motivated him to sneak into coach Urban Meyer’s late-night game-planning meetings during his time as Utah’s starting quarterback.

“I turn on the lights, and Alex Smith is just sitting in there with us,” says Meyer, who led the Utes to victories at the 2003 Liberty Bowl and the 2004 Fiesta Bowl with Smith as their starter. “. . . Not many players have I had that would do that.”

The resolve that led Smith to snub Ivy League interest because he was determined to play big-time college football was just as evident in his quest to transform his gangly, 185-pound underclass-

man frame into an NFL-ready specimen. “I remember forcing him to make peanut butter and jelly sandwiches and stick them in his book bag so he’d be eating all day long,” said Meyer, now Ohio State’s head coach.

Smith’s photographic memory (according to Meyer) and his high IQ earned him the nickname “Doogie Howser” — the child prodigy in a popular 1990s ABC sitcom — after he earned his degree in two years. His drive propelled him at age 20 to become the No. 1 pick in the 2005 draft.

“Everything he seemed to touch, he succeeded at,” says Dan Mullen, Smith’s position coach at Utah and Florida’s current head coach.

But nothing came easy for Smith in.

The Guy again

In seven seasons in San Francisco, he had seven offensive coordinators and three head coaches. The toxic culture permeating the franchise in the beginning of his tenure filtered its way from the 49ers’ fractured locker room and onto the field. Smith was besieged by doubt as the pressure mounted, and he was in need of reassurance.

“Probably several years back, I maybe needed to hear that,” says Smith, whose 49ers teams were 11-19 in games he started during his first three seasons before he missed all of 2009 with a shoulder injury. “I think maybe just from the hole I dug myself as a young player. . . . Maybe I needed to hear that, any kind of validation.

“I was on some bad teams, and I played bad as a young player, certainly, at times. And that all mounts,” Smith continues, staring ahead at the wall. “Yeah, that all mounts. The perception. Everything that goes into that. And so, yeah, I think to kind of get over the hump of that, to change perception, it can be difficult. It’s a tall task. And it takes a long time.”

The 2011 arrival of Jim Harbaugh as coach signaled a dramatic shift for the 49ers organization and for Smith, who went 13-3 and threw for more than 3,000 passing yards for the first time in his career to earn San Francisco its first playoff berth since 2002. The 49ers reached the NFC championship game, losing, 20-17 in overtime, to the eventual Super Bowl champion New York Giants. But the concussion Smith suffered midway through the following season paved the way for 2011 second-round pick Colin Kaepernick to assume the starting role even though Smith had led the 49ers to a 6-2 start.

Smith was traded to Kansas City in February 2013. Under Coach Andy Reid, Smith took a team that had tied for the NFL’s worst record the year before to the first of four playoff appearances in five years. The Chiefs were 50-26 in his starts, and he had a career-best 104.7 passer rating in 2017 that led the NFL. History repeated itself, however, when the Chiefs drafted quarterback Patrick Mahomes in 2017 following a pair of disappointing division-round playoff losses, and it was evident Smith was on borrowed time.

That played right into Bruce Allen’s hands. Eager to move on from quarterback Kirk Cousins after the 2017 season, the Redskins team president targeted Smith early in the offseason. Next was gauging Kansas City’s interest in trading him. “We called,” Allen said.

On Jan. 30, the teams agreed to terms of a trade and a new contract for Smith: a four-year, \$94 million deal that includes \$71 million guaranteed.

Just like that, Smith was back to being The Guy.

“He’s a quiet leader, but there’s just something about him that makes you want to step your game up even that much more,” says Redskins running back Chris Thompson, who spotlights the quarterback’s assertiveness in the huddle and Smith’s low interception total (only five in 2017) rather than Smith’s 2-5 postseason record. “I can’t even pinpoint it. It’s just that it’s Alex Smith. You can’t help but to get excited about it.”

There’s a perceptible change at Redskins Park. “I’m big on having a feel for people, and it’s just different with him,” Thompson says. “The locker room feels different. The guys feel different.”

People always have been drawn to Smith.

He was the “pied piper” of the Utah football team, a magnetic force that could pull together a collection of Hawaiians, Samoans, kids from inner city Los Angeles and married Mormons, according to Mullen. “And that’s how you maximize the individual talents on the team,” Mullen says. “When you get them all working together

because they can rally around this one person who unites them all.”

Says Meyer: “The minute I heard Alex Smith is not good enough, I thought to myself, ‘I will never, ever have a quarterback good enough then if this guy can’t play in the NFL.’”

A sense of self

Jim Tomsula reluctantly picks up the phone. He hates doing this, but he’s willing to make an exception for one special subject. “Yeah, I’ll talk about Alex,” the Redskins’ defensive line coach says gruffly. “That’s the only reason.”

For 13 minutes, the typically tight-lipped assistant fills the air with saccharine sentiments about Smith’s physical toughness and “purity for playing football.”

“You can search all you want. You’re not going to find a negative thing,” says Tomsula, who served as a defensive line coach and interim head coach during Smith’s 49ers tenure. “I’m not trying to make this like a fairy tale or something, but I’m just telling you: This guy is absolutely the kind of guy I’d want my daughter to marry.”

Smith’s former coaches agree: He hasn’t gotten enough credit for what he has accomplished in his career. But Redskins staffers are eager to praise him. Defensive coordinator Greg Manusky, another former 49ers assistant, hails Smith as “a technician” when he picks apart defenses. Tomsula raves about the quarterback’s mental toughness, noting that Smith “was put into some extremely difficult situations and never blinked.”

According to Smith’s inner circle, he’s the same man he always was: Competitive. Brilliant. Driven. But it’s evident he now possesses a sense of self that can’t be rattled.

No longer is he carrying the burden of having to prove himself or questioning the course of his career. In what could be his final NFL act, he is embracing the opportunity to start anew in Washington. And he’s eager to take another team to the playoffs.

“I enjoy the challenge of winning football games more than I ever have,” Smith says. “I enjoy the challenge of coming together with my teammates and playing well for them.

Maybe 10 years ago I needed to hear [validation]. But at this point, the focus for me is on ball, I guess.”

Redskins coaches take advantage of Alex Smith’s vast experience

By Kareem Copeland, The Washington Post
June 21, 2018

Much has been made of Alex Smith’s experience and the battle scars he brings to the Washington Redskins. He’s earned three Pro Bowl selections in 13 seasons and was a member of a Super Bowl team with the 49ers, where he worked under three coaches and six coordinators. Smith learned from three more offensive coordinators, including current Eagles Coach Doug Pederson, in five years with the Chiefs. Two highly rated offensive minds, Jim Harbaugh and Andy Reid, both groomed Smith.

The 49ers were putrid when Smith arrived, hence the organization having the No. 1 pick to select the quarterback, but they grew into a NFC champion. The Chiefs went to the playoffs in four of five seasons with Smith at the helm.

Redskins passing game coordinator Kevin O’Connell said Smith’s presence has altered how the offensive coaching staff operates.

“When I was in Cleveland I coached Josh McCown and the one thing I learned real quick was you’re wasting a lot of knowledge if you don’t rely on those guys,” O’Connell said. “And Alex has reps in a lot of different systems. . . . There’s a lot of times we call a play, we execute it, we go in and watch the tape and he can call back to a play they either had in Kansas City or San Francisco and say, ‘Hey, we might’ve read it like this or this is how we attacked this coverage.’”

The feedback has led to a number of small tweaks and changes by the Redskins to better tailor the offense to fit their new quarterback.

“Maybe it’s a little tweak here and there that people may not notice, but from our standpoint in the system, it’s a big deal to get it implemented,” O’Connell said. “But we’re doing that to make him as comfortable as we possibly can.

“Then there’s other times where you say, ‘No, we’ve really done

2018 FEATURE CLIPS

it like this and here's why.' I think that's the key word, 'why.' Why are we doing the things we're doing offensively? If there's a better way to do it that he's done somewhere else, we'll incorporate that. But if we feel strongly about how we've done it here or how Jay's done it, even going back to his time in Cincinnati or Tampa, we're always trying to incorporate things to make what is a really good offensive system even better."

O'Connell was promoted during the offseason from quarterbacks coach to passing game coordinator and now has more input on the entire offense. The transition in 2018 will be significant with new playmakers at quarterback, wide receiver and running back.

The Redskins ranked 16th in points (21.4) and total offense (324.9 yards per game) in 2017. The pass game ranked 12th (234.4 yards) while the run game was 28th (90.5).

"The influence [has changed] on what this year's version of the Redskins are going to be with a new quarterback, with some new personnel, a guy like Paul Richardson, Derrius Guice," O'Connell said. "Obviously, from a standpoint of incorporating Jordan [Reed] back in, hopefully, full time and Chris Thompson coming back. We're trying to put together a system that maximizes everybody's skill sets."

"Obviously, Jay has had a ton of success calling plays in this league. But to not only learn from him, but for him to ask what do you like here or how would you guys have done [it] there at other stops as a player or coach? It's a constant round table of information to lead to putting these guys in the best possible situation. You only get so many shots at it. Once you establish a system, these guys learn it and you like to make things concrete so they can move forward with set rules and examples of how we want them to operate."

After years of instability, here's why Alex Smith is the QB Washington needs

By Terez Paylor, Yahoo.com
July 31, 2018

RICHMOND, Va. — A recent weekend practice has just begun at the Bon Secours Washington Redskins Training Center, but there's no defense on the field — just quarterback Alex Smith and his receivers.

They're running routes against air, meaning every throw should be on the money, every route should be perfect and every pass should be completed. Some of these receivers, Smith has never thrown to, and given the fact the 14-year veteran has been a Redskin for only six months, he knows that every rep matters, especially if he's going to lead Washington from the depths of the rough-and-tumble NFC East.

Smith is locked in, treating this portion of practice with the focus and intensity it deserves, when his new coach, Jay Gruden, inexplicably breaks his concentration.

"Hey, nice tights," Gruden playfully grumbles, taking direct aim at Smith's off-white training attire, which descend from his waist to his ankles underneath his dark maroon shorts. "What the hell are you thinking?"

The Redskins are saying all the right things about their latest QB savior, Alex Smith. [AP] More

Gruden is deadpan, in the same sarcastic, funny way he has used to win over so many of his players over the past four years. It's something the 34-year-old Smith has gotten so accustomed to over the past several months, he immediately bursts into laughter when quizzed about it.

"Jay has got a great sarcastic edge to him, always, and nobody's off limits, and I think guys appreciate that about him," Smith told Yahoo Sports. "From the shoes I had on when I first got here to my shirt being tucked in, he's quickly and constantly finding ways to jab you, and it's very similar to [Kansas City Chiefs coach] Andy [Reid], who was the same way."

\$94 million and a place that wanted Alex Smith
For Redskins fans, this is a good thing. Smith loved playing for

Reid, Reid loved coaching Smith. From 2013-2017, their football union resulted in a 50-26 regular-season record with Smith as a starter. The year-to-year improvement for the No. 1 overall pick of the 2005 draft allowed Smith, a three-time Pro Bowler, to finally shed the bust label.

What the two could not accomplish together, however, was an appearance in the AFC championship game. With Smith under center, the Chiefs went 1-4 in the playoffs, with the last two coming via disheartening home losses to Pittsburgh and Tennessee in the wild-card round as the Chiefs' offense failed to come up with enough big plays to win either.

With the most recent defeat, a 22-21 loss to Tennessee in which Kansas City blew an 18-point second-half lead, it became clear the salary-cap strapped Chiefs needed to shake things up. A night before the Pro Bowl in late January, Reid called Smith and told him they were ready to deal him to Washington, provided he and his agent, Tom Condon, could hammer out a long-term deal with the Redskins.

Contract negotiations for quarterbacks can be contentious, but Smith — who had dealt with several months of uncertainty about his future following the Chiefs' decision to select former Texas Tech gunslinger Patrick Mahomes in the first round of the previous draft — was thrilled to go to a team that wanted him. He told Condon not to dawdle, and only days later, they hammered out a five-year, \$94 million deal before news of the trade leaked to The Kansas City Star.

"It's a [expletive]-ton of money, man," Smith says now, with a chuckle. "Haggling over \$2 million more or something? Nah. I've played a long time. Let's get fair market value and let's go. Get it done."

The Redskins, who were prepared to lose starting quarterback Kirk Cousins to free agency after two drama-filled seasons revolving around his contract situation, were equally thrilled to get something done. This was evidenced by the fact they not only called the Chiefs first, but were also willing to surrender a 2018 third-round pick and 23-year-old Kendall Fuller — one of the game's best young slot corners — to make it happen.

WR JAMISON CROWDER

Jamison Crowder-Alex Smith connection starting to flourish for Redskins

By Kareem Copeland, The Washington Post
July 29, 2018

RICHMOND — If there's a competition in the wide receivers' room to become Alex Smith's favorite target, Jamison Crowder has taken the early lead.

The slot receiver has been open throughout training camp, and he and his quarterback seem to have developed some quick chemistry. Smith has finished in the top 10 in the NFL in completion percentage the past four seasons, including third in 2017 at 67.5 percent. In other words, he will find the open man, and Crowder has been that guy.

"Jamison is a quarterback's dream as far as getting open in the slot and being a great target for him, a friendly target," Coach Jay Gruden said. "He plays a lot bigger than his size. He has very long arms, very athletic."

Smith always has been adept at working the intermediate and underneath routes — the crossing routes and outs at which Crowder specializes. The 5-foot-9, 177-pounder isn't running many go-routes.

"I'm just trying to continue to do what I can do to be in the right positions and make him a friendly target," Crowder said. "I really don't know what it is. We made some plays since the start of this camp. I think we all have a good connection with Alex, and as we continue to go forward, it's going to continue to grow, and we'll be ready once the season gets here."

"It's just reps and film study. Going out there and repping it with the quarterback, then going back and watching film and just talking over some things we can do better. Or things that we can do where we can have that connection."

2018 FEATURE CLIPS

Crowder caught 66 passes for 789 yards and three touchdowns in 2017, slightly down from his 67 receptions for 847 yards and seven touchdowns in 2016. Smith will spread the ball around to a talented group of receivers in Josh Doctson, Paul Richardson Jr. and Jordan Reed, but Crowder could be on the verge of a monster year.

"He can make them cuts and in and out of his breaks so fast, it can mess with you," linebacker Zach Brown said. "Now he got a lot better at running his routes."

"Alex knows. Alex is Alex. If you're open, he's going to give you the ball."

Added cornerback Quinton Dunbar: "I feel like Jamison is one of the best slot receivers in the league. I mean, he's just quick, smart, deceptive, and he's just got a feel for finding holes in the defense and getting away from defenders."

S D.J. SWEARINGER

The Redskins Have Continuity At Safety, And It Starts With D.J. Swearinger Sr.

By Andre Earls, Redskins.com
July 31, 2018

In the National Football League, continuity at any position isn't easily attained. Which is why when head coach Jay Gruden was asked how it felt to have the same two safeties start at the position for the second straight year, he didn't mince words.

"Very exciting," Gruden said. "We've had a tough time here finding the safeties. With D.J. [Swearinger Sr.] coming back for his second year, Montae [Nicholson] coming back for his second year, De-shazor [Everett] been here now two or three years, so he's got some great experience with going out there. It's a great thing to have, you know, some experienced safeties back there."

That comfort level has only enhanced with Swearinger, the vocal leader of the defense, who has marked his place at the top of the Redskins defensive totem pole entering his second season in Washington.

The Washington Redskins conducted their fifth day of training camp practice Tuesday, July 31, 2018 at Bon Secours Washington Redskins Training Center in Richmond, Va.

For some, Swearinger's energetic approach to the game might take adjusting to. But don't ask Swearinger if he thinks he should tone it down, because for him, that's basically a sign of disrespect. When asked whether his teammates have ever called him "too intense" during practice, the veteran defensive back was very brash with his reaction.

"Never," he scoffed. "That would never be the case."

For Swearinger, playing football with high vocal intensity is the only option. The trash talking and jabs between plays are just layers of icing on the cake.

During a morning press conference, Gruden made it extremely clear that communication on defense is of the utmost importance, and that a lot of that starts with the 26-year-old free safety.

"I think he is doing a great job," Gruden said. "He's a great communicator, very emotional player you know. Talk about talking trash, this guy is one of the best that I have ever seen. Pulling his helmet, yelling, ticking off the offense. They [defensive backs] have to be fundamentally sound, know where they're going, and D.J. is a big part of that for us to have success."

Being a part of an array of defensive schemes, Swearinger recognizes the importance of consistent communication on his side of the football. One way he's approached developing the younger talent is by taking a step back and forcing them to be more verbal during team drills.

"It's kind of hard for me to not communicate" the veteran explained. "I try to let [Nicholson], hear him a lot, sometimes I try to not say anything so I can get it out of him, but ultimately it's just me being a leader. As we progress he's definitely getting better, but I'm going to stay on him, he's my little brother so he'll get there."

After a rookie season riddled with injuries, Nicholson is preparing to make good on all expectations in 2018. When asked if he had an increased sense of comfort knowing that he was the likely start-

er going into the season, he was quick to retort.

"No," he said. "I prepare like I'm the last person on the depth chart. I'm asking questions to D.J., to Coach [Torrian] Gray. Really, that's just the way that I've been. You've got to prepare like you're the last man on the chart. I've got to have that chip on my shoulder, essentially."

Skins' D.J. Swearinger, Montae Nicholson look for cohesion heading into second season

By Kendra Andrews, The Washington Post
July 29, 2018

RICHMOND — Standing in the red zone during Day 4 of training camp, Redskins safety D.J. Swearinger barked at his teammates, both offensive and defensive. The expletive-filled rants were intended to fire up his fellow defenders and to send a message to the offense.

"The offense and defense, you don't have to like each other during camp," Swearinger said. "We shouldn't like each other during camp."

On one play, he jumped in to back up Montae Nicholson after his fellow safety got into it with running back Byron Marshall. This might become a usual occurrence in the upcoming season.

According to Coach Jay Gruden, Swearinger and Nicholson are on the fast track to start for the Redskins this season — something that provides Gruden with some comfort surrounding that position.

"We're excited," Gruden said. "We've had a tough time here finding safeties. When I first got here we tried to get a better leader back there ... but now with D.J. coming back for a second year and Montae coming back for a second year ... it's a great thing to have, some experienced safeties back there. Now, you can draft someone you can develop ... the safety position is something we feel good about, compared to years past when we're holding on."

The duo of Swearinger and Nicholson will be a new one. Swearinger joined the Redskins last season after playing two seasons with the Arizona Cardinals. Nicholson was a rookie a year ago, but was held back a bit with a shoulder injury and concussion issues.

Because of that, the two don't share the cohesion that a number of the league's top safeties share.

"It's extremely important," Swearinger said. "Any of the good safeties in the league, they've been together three or four years, five years ... I guess you can say any other safeties that are good, they've been around each other for a while and this will be my first year to go back from last year to this year and have the same safeties."

Swearinger pointed to Andrew Sendejo and Harrison Smith of the Minnesota Vikings, who have been playing together since 2012, as an example of the kind of relationship he wants to develop with Nicholson.

"Hopefully, we will be better chemistry-wise. You know, that's what were working on right now in camp. We just got to take it one day at a time and keep the chemistry going. Hopefully, we will be one of the best."

DL TIM SETTLE & CB GREG STROMAN

Together Again, Tim Settle And Greg Stroman Begin Life With The Redskins

By Jake Krings-Schreifels, Redskins.com
May 15, 2018

The statistics of high school players making the NFL are extremely low. The statistics of high school teammates making the NFL and playing for the same organization are, let's just say, nearly impossible.

And yet, following their first Redskins rookie minicamp practice, there were defensive lineman Tim Settle and cornerback Greg Stroman, the pair of Stonewall Jackson High School teammates fielding questions beside each other just a couple of weeks after being

2018 FEATURE CLIPS

drafted by Washington in the 2018 NFL Draft.

As improbable as that scenario might sound, it might also be the most understandable. A year after Stroman graduated high school and began playing football at Virginia Tech, Settle followed him there, continuing their bond that has now lifted them into the professional ranks. At every level, they have been together.

"After he got picked, my family kind of in-house was like 'What if it happens?'" Stroman said. "It's kind of like we spoke it into existence. It was exciting to hear the news and now we've just got to play."

The Redskins drafted Settle in the fifth round to further bulk up their defensive line, which was instantly improved with the addition of Daron Payne in the first round. Two picks later in the sixth round, the Redskins took Stroman, adding more depth to the cornerback position and potentially adding a challenger at punt returner.

Beside each other, their body shape couldn't be more different, but their shared history has made the first week with their new team more comfortable. They're currently sharing the same hotel room and can lean on their families not too far away – Settle is from Manassas while Stroman is from Bristow.

"It's been easier to have somebody with me," Settle said. "I'm not alone, even though we're from this area, me and Greg always been close, so you know, us just bonding together, going over the playbook, I was telling myself, I bet I know this more than you. You can do stuff with him. I can joke with him because I know how he is, I know his personality, I grew up with him. It's just easier, it's fun."

The two of them hadn't really considered this a possibility, but are happy to have each other during the upcoming OTAs as they mix it up with veteran players.

"We work good together and that's been the trend," Settle said.

Both know that they'll have good chances to make the squad by the end of training camp and the preseason. They also know they can't look ahead too far as they begin to learn a new vocabulary of plays and game plans at a much faster rate than in college.

The past weekend was good primer for them, a test of their memory retention and information processing.

"It's just more work," Stroman said. "It's nothing we're not used to, just come in, learn and work. Do what coach asks and make sure you learn everything and do everything you're asked."

Settle has the same mindset as he prepares to work extensively with defensive line coach Jim Tomsula over the coming months, improving footwork and agility as he adjusts at the next level.

"Play your role, do what you have to do," Settle said. "Everybody on the team has a job. Doing our job is the best thing we can do to help this organization, this club as well. That's just all it's about. As long as you're making your plays, as long as you're doing what you're supposed to do, you're going to stay in the league for a long time."

With any luck, Settle and Stroman will be around a long time together, a potential result of fate and accountability.

"He'll let me know I've got to work, and I'll let him know he's got to work," Settle said. "We don't beat around the bush. We keep it 100 with each other."

CB JOSH NORMAN

Josh Norman goes on shopping spree for immigrant children released from detention centers

By Kimberley A. Martin, The Washington Post
June 27, 2018

Together they patrolled the aisles, grabbing item after item and placing them in cart after cart. The time — 3 a.m. Central — was of no concern to Josh Norman as he gathered as many toys as he could possibly fit in both arms.

The mission was clear. Fatigue and thoughts of football would have to wait.

The Washington Redskins cornerback and New Orleans Saints linebacker Demario Davis made a trip to a San Antonio Walmart to purchase toys, book bags and other items that they personally handed out on Tuesday to immigrant children who were separated

at the border from their parents and later released from family detention centers.

Norman and Davis, who both have been outspoken on social-justice issues in the past, chronicled their volunteerism on social media.

"We're here to save the world," said Davis, as Norman recorded the Walmart shopping spree.

"One little kid at a time," the cornerback added, smiling at the camera.

After filling up several shopping carts at Walmart, the Norman and Davis sifted through the items and put together care packages for the children. Then they set off to put some smiles on some young faces.

Norman and Davis, who were introduced to the families through a translator upon their arrival, handed out dozens of backpacks as well as 20 boxes of pizza.

"I don't care how much the world hates," Davis later tweeted, "I will always choose love. #BorderChildren"

Cat and mouse games: Norman seeing Smith's accuracy firsthand

By Matthew Paras, The Washington Times
July 29, 2018

RICHMOND — Josh Norman laughed, saying he was frustrated. Now having to face quarterback Alex Smith in practice, the Redskins cornerback said he hasn't been "getting any work." The veteran passer either avoids Norman completely — or is deadly accurate when he does decide to throw his way. As a result, Norman hasn't received many opportunities to make a play on the ball. "He's so precise right now, so he's not making mistakes," Norman said.

"That's the most frustrating thing to a defensive back — you're in great position, you get there to the top of the route and you're ready for a play to be made and it doesn't come. But on the ones you are a little step behind on and you're almost there to make, he throws it." In theory, Smith's experience in knowing how to avoid mistakes should help the Redskins. Last season with the Kansas City Chiefs, Smith threw just five interceptions despite recording 505 passing attempts. The 34-year-old is also a very accurate passer, completing 67.5 percent of his attempts. Norman called Smith a veteran, adding he just "knows football." "It's those games," Norman said. "Cat and mouse. Cat and mouse games. It just sucks when you're the mouse."

RB ROB KELLEY

**Redskins running back 'Fit Rob'
Kelley slimmed down ahead of pivotal third season**

By Sam Fortier and Kimberley A. Martin, The Washington Post
August 2, 2018

RICHMOND — Call him "Fit Rob."

For Rob Kelley, the old "Fat Rob" is gone, melted away. The nickname, which he said he earned "eating a lot of food" before his senior year at Tulane, was once inscribed on his backpack by his running backs coach. At the end of his senior year, Kelley said he weighed 249 pounds, but when Washington signed him as an undrafted free agent in 2016, he was listed at 228. Now he's slimmed down again.

"It comes with the change within," he said Thursday. "I'm lighter, I'm faster. ... I'm 221 pounds."

Kelley demurred when asked about not being called "Fat Rob" anymore, saying he just wants to play and anyone who called him that nickname was just "their opinion."

Last season, Kelley struggled with injuries but started all seven games he appeared in and totaled 194 yards on 62 carries with three touchdowns. Against Minnesota in November, Kelley sprained his medial collateral ligament in his knee and aggravated an already sprained ankle, causing him to miss the rest of the season.

2018 FEATURE CLIPS

Now, he's healthy and back with a new look. He cut his hair as a physical representation that this year, actions mean more than words.

"It was time for a change," Kelley said. "I think it was like a bold statement showing that I'm ready to change, rather than just coming in and talking about it how much I'm going to change."

To succeed, Kelley needs to stay on the field. His injury history cannot be a predictor of his present. On Thursday, he took the lion's share of the first-team reps and he does not want to relinquish them to others in the team's loaded running back room.

Along with Kelley, the Redskins have Samaje Perine, the 2017 fourth-rounder out of Oklahoma; Chris Thompson, who has toted 60-plus carries for the team the last two seasons; Byron Marshall, who the team signed last year off Philadelphia's practice squad; and Derrius Guice, this year's second-round pick from LSU. The Redskins also have two other backs, Martez Carter and Kapri Bibbs, trying to make the roster.

Coach Jay Gruden was noncommittal when asked which running back would garner the majority of the carries. He said "that's a great question" and said the team still needs to settle on "one, one and a half ... or two guys" to get the bulk of the carries, and that the team would probably only dress three on game day.

"The preseason games will tell a lot," he added. "They've all proven they're worthy of getting the ball, you know, now it's just a matter of trying to find the one that's most." He paused. "That could change week to week. You know, who knows."

Kelley has worked on special teams and his pass-catching to add value and not allow defenses to expect a pass only when Thompson comes into the huddle.

"You close the offense down, basically, if you can't catch the ball," he said.

Kelley added that he hopes to make a few runs and catches in training camp that catch his coaches' eyes and shows them he's fully recovered from his injuries. He also wants to prove he can take care of his body, and he changed up his approach this offseason to focus on prevention as much as anything else. He sees the players around him and understands what he has to do now.

"It's the team's job to keep on getting competition, to keep pushing the envelope, so, I mean, it doesn't make a difference," Kelley said. "[I've] still got to work as hard as I can. ... There's always a competition, whether you think it or not."

LB RYAN KERRIGAN

Ryan Kerrigan leads Redskins jersey sales as training camp begins

By Chris Roling, Redskins Wire
July 26, 2018

Washington Redskins edge rusher Ryan Kerrigan is the top name in jersey sales as the team heads into training camp Thursday.

According to Jared Goldstein of NBC Sports Washington, Kerrigan is the top-ranked Redskins player on the DICKS Sporting Goods Jersey Report, ranked 28th overall. He's sixth overall among defensive players.

It's not hard to see why Redskins fans love the pass rusher, as he keeps working his way up the record books:

This year Ryan Kerrigan needs eight sacks to get to 82.5 for his career and move past Charles Mann into second place on the #Redskins all-time sack list. Dexter Manley is the career leader with 91.

Redskins fans, at least, know he shouldn't be flying under the radar

RB DERRIUS GUICE

Derrius Guice says Redskins running backs are enjoying themselves amid competition

By Kendra Andrews and Kareem Copeland, The Washington Post
July 31, 2018

The Redskins don't have a shortage of running backs. That's probably a good thing for a team that ranked 28th in the NFL in rushing yards in 2017. Derrius Guice is the center of attention at training camp after Washington selected him in the second round with the No. 59 overall pick in this year's draft.

But Guice, who is vying with Chris Thompson and Rob Kelley for a starting job, said it's a friendly competition.

"We are all just out there having fun," the former LSU star said. "We are all there for each other. We are all uplifting each other. We don't really see it as competition. We are just out there making sure everybody knows what's going on, everybody knows what they're supposed to be doing."

Guice said his acclimation to the organization was a fairly simple process.

"It's all about adjusting. Football is a game of adjusting," he said. "You are going to play in different climates, and you are going to be around different people — people getting cut, people getting traded. You just got to figure out who guys are and figure out how to act around them. Some guys take everything serious all the time, and some guys you can play around with. ... Always have to know your audience."

Thompson, who is going into his sixth NFL season, and Kelley, who is entering his third, are two players Guice has gotten to know well.

In fact, Guice tells Thompson, who is back after recovering from a fractured right fibula, not to fake it if he's not feeling well because, Guice said, "I can tell if he's hurting. I can tell by his face."

With each player participating in different drills at different times during camp, Guice says it's hard to know where everyone stands and what roles each player will take once the regular season begins. Instead of focusing on that, Guice is working on his own game.

"I'm actually picking things up quicker than I thought I would," the rookie said. "I'm actually out there going full speed like the other guys. I'm not just going through the motions. The speed of the game changes, but if you know what's going on, it actually slows itself down. It's just fast when you don't know what's going on."

For fans, playing Fortnite with Redskins' Derrius Guice is 'just like talking to your friend'

By Sam Fortier, The Washington Post
August 3, 2018

One day in late June, Derrius Guice switched on the webcam in his bedroom. The Redskins rookie running back, perhaps better known to younger fans by his PlayStation gamertag, "Dhasickest," broadcasts regularly and has more than 4,000 followers on Twitch, a video-game streaming platform. Within seconds of him going live, the chat exploded with comments.

Many dropped an acronym for "Hail to the Redskins," and they asked him questions, like where he lives (at the time, still Baton Rouge) and how many rushing touchdowns he wanted this season ("I don't like to think about that stuff").

The scene of Guice's room during streams — friends sitting on his bed to watch him play, his mom popping in and out ("Shoutout my mama!") — plays out in homes nationwide, famous athletes or not, and the familiarity makes him accessible. Or at least it feels that way.

"[Streamers] are right there," said Nathan Grayson, a writer for gaming website Kotaku. "The world of celebrity was one far beyond normal people and what they could comprehend, whereas Twitch

2018 FEATURE CLIPS

and YouTube say, 'Okay, well, here are these normal people who are famous.' ... It's a reaction to what celebrity culture used to be, which was this very gated-off thing."

Guice has only ever streamed himself playing Fortnite, the massive multiplayer online first-person shooter game that drops 100 cartoon players on a shrinking island and goes until only one player is left alive. On this night, he wanted to raise money for a local cancer center. Guice offered to play Fortnite with anyone who donated \$5. Larger donations entered viewers into raffles for his gear.

In one game, Guice landed at "Tilted Towers," an infamous spot on the map, but struggled to find the loot he needed to better equip his character. Eventually, he ran into another player, who started shooting at him. Guice scrambled, building walls and trying to run away, but eventually he jumped directly into the path of a shotgun blast. He was eliminated.

"I ain't gettin' nothin'!" Guice yelled, declaring it a warmup game.

Video games are a normal downtime activity for Guice, as well as for many professional athletes and young people across the globe. Yet gaming was also linked to why some NFL teams were concerned about drafting him in April.

In the lead-up to the draft, reporters cited anonymous sources calling Guice "immature," at least partly because he posted often on social media and was "addicted to video games." Throughout, Guice's camp dismissed the reports, his high school coach going as far as to say Guice was just "a new millennial athlete" and that future prospects would resemble him in their social-media usage. Six running backs were selected ahead of Guice, who was considered by many analysts to be one of the two or three best rushers in the draft.

Many teams across all sports are worried about their athletes becoming addicted to video games. Redskins Coach Jay Gruden is not one of the worried. He said he "used to play [video games] all the time," but doesn't anymore.

Redskins Coach Jay Gruden said that he does not worry about the video game habits of Guice or any of his players. (Jonathan Newton/The Washington Post)

"If I graded somebody now because of video games, I probably wouldn't have a football team out here," Gruden said before practice Thursday. "Everybody plays video games [in] this day and age. This Fortnite thing is going crazy, Madden, you know, they're playing [FIFA] in there. They all play it. So, Derrius is probably most known for it, for some reason, but that had no bearing whatsoever on us taking him or not taking him."

Guice developed a gaming habit as a kid, he said, because he wanted to avoid the streets of his Baton Rouge neighborhood known as "The Bottom," where his father was murdered.

The backlash has made Guice more reticent to speak about his passion for gaming and broadcasting. He has not streamed since Redskins training camp began, and to those who still don't understand why he plays, Guice has nothing to say.

"I just don't [defend myself] anymore," he said. "I had to throughout the draft process, but now that I'm in the league, I don't have to anymore."

The criticism did not change Guice. The longer his late June session on Twitch lasted, the more donations poured in. In 24 hours, more than \$4,000 was raised. Osman Torres, 21, a Louisiana-based car dealership business manager, was not surprised.

Torres started following Guice's streams after rooting for him at LSU. He was impressed that Guice seemed the same on Twitch as he did in on-field interviews, that nothing he did seemed "forced, or like a PR move." The more he watched, the more he felt like he knew the running back. Watching Guice stream, Torres said, was "really just like talking to your friend."

Within 11 days, Guice would hit his \$20,000 goal, but at one moment during the session, he stopped thinking about the donations. A user named "wholeleftcurry30" had written in the chat: "Bro why u compare working out to kneeling for the flag lol cmon fam think."

Last year, Guice compared "the disrespect" of kneeling in protest during the national anthem to posting gym selfies, because he and his teammates "sacrifice" every day in the gym and yet people didn't take working out seriously. That was, he said, "disrespectful to us."

Guice sighed. He always reads the chat. He addressed the commenter and quickly became animated, saying he had been misunderstood and that the comparison didn't matter anymore, but the issue did.

He paused, then couldn't help himself: "You probably one of those people that don't even understand why they [expletive] kneel for the flag anyway, so don't come at me with that [expletive]. ... They killing black folks out here, but you worried about Snappin' at the gym."

His frustration didn't feel staged, and his raw emotion and language felt like intimate insight into his mind. This was the magic of real-time streams: no script, no filter, none of the trappings of traditional celebrity culture.

Soon the chat became a referendum on protest and patriotism, reflecting a conversation happening far beyond Guice's bedroom. Guice, however, had stopped participating, having turned his attention back to the game. He'd once again run into someone trying to shoot him.

WR PAUL RICHARDSON, JR.

Redskins show off deep passing game between Alex Smith and Paul Richardson

By Kareem Copeland, The Washington Post
August 1, 2018

RICHMOND -- Speed was the most commonly used word in Paul Richardson's scouting report when the Washington Redskins signed him in free agency this offseason, but that wasn't all that was on display Wednesday.

The new \$40 million man showed off his hands and some toughness on what may have been his best practice of training camp. He had a reception of about 30 yards when he ran past Josh Norman and outstretched parallel to the ground to haul in an Alex Smith pass. The 6-foot, 170-pounder got behind another pair of defensive backs earlier, but Smith overthrew him. He added another touchdown in a short-yardage period where he put a nasty outside-in move on cornerback Quinton Dunbar after bouncing back from getting the wind knocked out of him a couple of plays earlier. Richardson had another diving catch for about 20 yards during the workout.

"I'm comfortable every day," Richardson said. "I've been comfortable since I got here. We're just connecting, making plays. I see the ball and try to go get it."

"We're just throwing it more. We see a lot of things on film we want to get to. I think today was a day we really wanted to make a point to get to those things. Alex made it a priority to throw some of those corner routes, throw some of those deep balls, and we connected."

Many observers continue to be skeptical about Smith's ability to throw the deep ball, but that hasn't been an issue during camp.

The top three wide receivers of Richardson, Jamison Crowder, and Josh Doctson (who went down with a shoulder injury during practice, but later tweeted "#imgood") have all had strong camps, but there's a bit of a gap between them and the rest of the rotation. Maurice Harris, Brian Quick, Robert Davis and Trey Quinn have all had their moments, but the team kept just six receivers last season. Some won't make the 53-man roster, and special teams ability will play a role in that decision.

"Very important, if one guy can stand out on special teams, then that's your fourth — period," Coach Jay Gruden said. "You know, we understand that we have to improve on special teams instead of just saying that on the podium or in meeting rooms, we're going to have to commit to it by maybe keeping somebody that is better on special teams, but maybe not quite as polished at receiver."

"A lot of teams do that, but usually your fourth guy is going to be more of a true wide receiver. Your fifth guy could more in that role. So, we'll have to wait and see even as a backup returner, a flier or whatever it might be."

2018 FEATURE CLIPS

TE VERNON DAVIS

The story of Vernon Davis' wedding proposal, which featured the beach and skydivers

By Peter Hailey, NBC Sports Washington
July 30, 2018

If you're thinking about proposing to your significant other anytime soon, do yourself a favor: Don't let that significant other see the video of Vernon Davis' proposal. In mid-July, the Redskins tight end popped the question to his now-fiancee, Kayla, on the beach in Ocean City, Md. And just to ensure that Kayla would remember the moment forever, Davis enlisted the help of — because why not? — skydivers, too. "I had a dream about it," Davis said at training camp following a practice when asked how he settled on such an elaborate plan. "She showed me some ideas of different proposals a long time ago and right after she showed me that night I had a dream about the skydivers." Following that dream, No. 85 explained that he used his resources and reached out to a friend to help set up the aerial side of things (after all, as everyone knows, you have to have a friend who has a strong connection to skydivers). "It just worked," he said. Yep, it sure did. As you can see in that video that shows the whole process, once the skydivers landed, they took off their gear and revealed shirts that said, "Will you marry me?" Of course, Kayla said yes, and Davis proceeded to give her a rock that was bigger than many that were on the OC beach that day.

In terms of how he felt during it all, Davis admitted he was a little nervous, comparing it to his emotions on a game day. And for those who are now inspired to try and top what he pulled off, the veteran has three words for you. "Bring it on."

Vernon Davis thrilled to be reunited with Alex Smith; Redskins lock up O-linemen

By Kareem Copeland, The Washington Post
April 16, 2018

Vernon Davis was clearly excited to reconnect with Alex Smith, his newest, and former, teammate as the first phase of the Redskins' voluntary offseason workout program began on Monday. The Redskins tight end did not mince words when asked about his impressions of the team's new quarterback.

"His game has elevated dramatically," Davis said. "And I say that because of his ability to get in and out of the pocket, he's getting the ball downfield, he's just placing the ball where it needs to be and he's doing it effectively. So, with that being said, he's only getting better. He is going into his 14th season and to see him playing the way he's playing is unbelievable.

"His mental capacity, his ability to fight through tough times and get through those moments is tremendous. He's been that way since he was in San Francisco and it actually seems like he's gotten better at that as well and I applaud him for that."

Smith and Davis were teammates for seven seasons with the San Francisco 49ers and the pass catcher has watched the veteran quarterback evolve throughout his first 13 NFL years. The best season of Davis' career came with Smith in 2009 when he earned his first Pro Bowl appearance. Smith threw for 4,042 yards with 26 touchdowns, five interceptions and a 67.5 completion percentage in 2017, the best season of his career.

Washington traded cornerback Kendall Fuller and a third-round pick to the Kansas City Chiefs to acquire Smith, then gave him a four-year extension worth \$94 million that includes \$71 million in guaranteed money. The move was made to replace former starter Kirk Cousins, who signed a fully-guaranteed three-year, \$84 million deal with the Minnesota Vikings.

Davis had an up-close view of the trials and tribulations Smith went through as the 2005 No. 1 overall pick that was once considered a bust.

"I watched Alex go through so much," Davis said. "His career was so turbulent with so many offensive coordinators and he had

years where he wasn't doing well and then he had years where he started to excel. ... His game started to evolve right before he left San Francisco. Those two years where we had that roll with [head coach Jim] Harbaugh, where we went to the playoffs, Alex was a big contribution to that. He was a tremendous asset to that team and he was one of the reasons we catapulted into the playoffs like that.

"But after that, his game went to an entire different level, and this is the Alex where you see him getting in and out of the pocket, making these throws, getting hit and getting back up. I mean, this guy, he is at a different level right now. He is playing as an elite quarterback in this league, and it's great to see that, it's great to see his career, the way it started to where it is now."

Smith said last week that he was eager for workouts to begin since he hadn't had the opportunity to meet many teammates and begin to form those relationships. Davis believes it's just a matter of time.

"OTAs are huge for us because we are forced to be in an environment where you can only get to know the next guy," Davis said. "That's what I like about offseason training, because of that. It's all about relationships when you're playing this game. The better you know someone, the better you can go out there and execute these plays and play together because the coaches aren't out there, you know?"

"They're coaching us, but at the end of the day, we have to go out there and work as a group and work together. So, with offseason training, guys are able to make that connection and grow together."

C CHASE ROULLIER

Chase Roullier Devotes Training Camp Practices To Being Versatile

By Grant Cohen, Redskins.com
July 31, 2018

Chase Roullier's NFL career has been all about making adjustments.

When starting center Spencer Long went down with an injury last season, the Wyoming product had to move from being a pupil in the offensive line to a key contributor to the Redskins up front.

After starting seven games for Washington in 2017, Roullier, who projects to start at center this year, has maintained the mindset of improving at every position along the offensive line in case he's needed.

"I was impressed with Chase last year," head coach Jay Gruden said. "You know, you're not sure what you're going to get from a sixth-round draft pick, you know, from Wyoming. When Spencer [Long] went down, I think Chase had to fill that void, and he did a great job. You know, he broke his hand there for a little while missed some time too. You know, the center position is one of my biggest issues on this football [team] -- I can never have too many centers. You know, because you can't function without one.

"Chase came in here and was a very important player for us, and he's learning. Coach [Bill] Callahan has done a great job with him, and he's just going to continue to get better. You know, he's only in his second year, very limited playing time. I think with all these reps he's getting out here leading up to game day, I think he'll be a solid player for us."

Roullier played guard and center at Wyoming, which helped his transition last year being thrown into the starting center spot during the regular season. It was a change that he welcomed with open arms. What has benefited Roullier the most, however, is watching how his teammates in the group play his position, as well as other spots he could be put in, up front.

"Even though when you're not in there, you're still getting all those mental reps," Roullier said. "So you really got to take advantage of that. We go through the script before, so you kind of get an idea of what plays those guys are running. You can obviously see what techniques they're using. That always helps us and then it also helps the guys that are actually going as well. Any sort of insight you can give them from the bird's eye view, that always helps them

2018 FEATURE CLIPS

out, too.”

Roullier has been more prepared in training camp to execute everything while improving at center. While the 6-foot-4 lineman eyed his focus to playing that position last year, he has been committed to improving at guard by taking notes and listening to instruction during position meetings.

Roullier has transferred that attention to detail in meetings to the practice field at the Bon Secours Training Center when he is on the sidelines, taking mental reps of guys playing in spots similar to him.

“I’ll primarily watch what the interior three are doing, especially on the run plays,” Roullier said. “Then I can kind of see what calls they’re making and what techniques they’re using on each play. Pass, I’ll take a look at the defenses a little bit more. Start to try and recognize those, get more comfortable with that on every play.”

With the offensive line having to overcome a plethora of injuries throughout the season, Roullier has dedicated his time in Richmond to being versatile. If everyone manages to stay healthy for the majority of the season, the center predicts a successful 2018 campaign.

“I don’t think there is a ceiling,” Roullier said. “We have some of the most talented guys on our offensive line. Obviously, there’s multiple Pro Bowlers on our offensive line and when they’re all healthy, it’s a phenomenal group. I’m just excited to be a part of that and be able to learn from those guys and work with them every day.”

CB QUINTON DUNBAR

Redskins’ Quinton Dunbar has a healthy contract and confidence heading into fourth year

By Kendra Andrews, The Washington Post
July 30, 2018

RICHMOND — After last season, one of the priorities for the Washington Redskins was retaining cornerback Quinton Dunbar, who they extended with a three-year deal.

In addition to maintaining depth at the position, the extension is an investment in Dunbar, who made four starts last season and could be in line for more moving forward.

In college, the former Florida Gator played wide receiver. After getting drafted by the Redskins in 2015, he transitioned to defense.

“I definitely feel better, I mean, I’ve been feeling better,” Dunbar said. “I’ve been playing CB for three years now and I feel like I am doing pretty well, I am getting everything down pat. My goal of training camp is to just chop wood, get better each and every day. That’s it.”

Dunbar has shown steady progression over his three years in the league. Last season, he participated in 51 percent of snaps and set career highs in games played (15), tackles (35) and passes defended (8).

He hasn’t done all the work himself, though. Dunbar has turned to defensive veterans on the Redskins and credits them for helping him make adjustments.

Orlando Scandrick and Josh Norman are two names Dunbar drops when thinking about who has given him advice. But it is safety D.J. Swearingin, who Dunbar refers to as “Swag,” who he views as another coach.

Dunbar’s deal is for \$10.5 million with \$5.25 million guaranteed and a \$3 million signing bonus. Dunbar said coming into more money and a bigger role on the team didn’t change his mind set entering training camp. For him, it all goes back to the plain and simple goal he set for himself.

“This is no different than my first training camp,” Dunbar said. “I come out here to get better every day. Just compete and get better.”

T TRENT WILLIAMS

**Jay Gruden on Trent Williams’s recovery:
‘A testament to why he is the best tackle in the NFL’**

By Sam Fortier, The Washington Post
August 5, 2018

RICHMOND — On a scorching Sunday morning, Trent Williams crunched pads as much as he has all training camp. The Washington Redskins left tackle, returning from a right knee injury, was cleared for full contact the day before, and this practice he seemed more active. Williams worked into the first-team offense for a few snaps as it scrimmaged the first-team defense.

In one-on-one drills, the 6-foot-5, 320-pound tackle squared off with two of the team’s top edge rushers in Preston Smith and Jonathan Allen. He felt like a part of the team again, but the six-time Pro Bowl honoree knew he wasn’t yet back to top form.

“I’m still knocking the rust off,” Williams said. “I don’t feel like I’m back to being me, but every day is getting better. My eyes are starting to adapt to guys moving 100 miles per hour. I don’t know if there’s anything left other than to get more reps.”

When Williams didn’t participate in team activities at practice, backup tackle Ty Nsekhe filled in, as he did last season when the Redskins tried to rest Williams before eventually placing him on injured reserve in mid-December. Nsekhe may have taken the lion’s share of the reps so far, as Williams works on the strength and stability of his knee, but it’s still unclear who will start at left tackle against the New England Patriots in Foxborough, Mass., in the pre-season opener on Thursday. Regardless, Williams is expected to be ready for the season opener at Arizona on Sept. 9.

“To get that thing fixed and to watch him rehab and get himself ready to play is just a testament to why he is the best tackle in the NFL,” Coach Jay Gruden said.

This recovery period is unfamiliar territory for Williams, 30, because the surgery he had Dec. 29 was, he said, the first of his life. Since the Redskins picked Williams fourth overall out of Oklahoma in 2010, he had played through almost every injury, missing just three games from 2012 to 2015. In 2011 and 2016, the NFL suspended Williams four games for violating its substance abuse policy, but nothing seemed to stop Williams from receiving the respect of his peers — he was voted the league’s 47th-best player in the 2017 NFL top 100 — and his franchise. In 2015, Williams signed a five-year, \$66 million extension that includes an option after this season.

Last fall, though, Williams ran into an ailment he couldn’t play through. In October, in the first quarter of a loss to Kansas City, a player rolled up on the back of Williams’s right foot and wrenched his knee. He tried to get up, but his leg buckled and he fell down. Trainers helped him to the sideline, where he received treatment and returned to play after missing four snaps. Yet, in the following weeks and months, Williams rarely practiced and appeared limited in games. The team sat him on a short week for its Thanksgiving Day game against the New York Giants, and he returned for the next two games but the knee became untenable.

“That was a bad injury,” Gruden said. “Hats off to him for fighting through it, because he saw what kind of injuries we had on the line and, if we took him off the line for some of those games, I don’t know who would have played, quite frankly.”

On Sunday, Gruden emphasized work on the goal line and in short-yardage situations, where this team struggled to convert last season. In his time spent off to the side, observing, Williams noticed his teammates respond to the ratcheted-up competition. The team went full-go, Williams said, “which we’ve hardly ever done [in camp] in the past.” He mentioned that, at this speed, he’s still regaining his feel on blocks because he wasn’t accustomed to sitting out. Williams is still nervous about the knee — “I’d be lying if I said I’m not” — but he accepted this is a part of playing this position in this sport.

“It’s the nature of it,” Williams said. “The mental part is one of the hardest things to get over, but I’m prepared. I have a strong mentality.”