

GAME NOTES




CHIEFS KINGDOM

CHIEFS VS. PATRIOTS





CHIEFS TRAVEL TO FOXBOROUGH TO TAKE ON NEW ENGLAND PATRIOTS



Kansas City Chiefs (8-4) at New England Patriots (10-2)

Sunday, December 8, 2019 • 3:25 p.m. CT

Gillette Stadium • Foxborough, Massachusetts • CBS

THIS WEEK'S MEDIA AVAILABILITY

Date	Practice	Coach	Media	Players
Tuesday, Dec. 3	No Media Availability			
Wednesday, Dec. 4	1:20 p.m.	Reid	11:45 a.m.	11:45 a.m.
Thursday, Dec. 5	1:20 p.m.	Assts.	11:45 a.m.	11:45 a.m.
Friday, Dec. 6	11:45 a.m.	Reid	1:00 p.m.	1:00 p.m.
Saturday, Dec. 7	No Media Availability			
Sunday, Dec. 8	Chiefs at Patriots (Foxborough) - 3:25 p.m. CT			

* All times are approximate and subject to change with little or no notice.
OC Bieniemy, DC Spagnuolo and assistants will speak Thursday.

• The opponent conference call with Patriots Head Coach Bill Belichick took place on Tuesday. Audio is available by request.

BROADCAST INFORMATION

TV Coverage
CBS (KCTV5 Local)

Play-by-Play: Jim Nantz
Color: Tony Romo
Sideline: Tracy Wolfson

Tico Sports (Kansas City)
La Mega 1160 AM / 100.5 FM
Spanish Radio Broadcast

Play-by-Play: Enrique Morales
Color: Oscar Monterroso
Sideline: Hannah Bassham

Chiefs FOX Football Radio Network
KCFX (101.1 FM)

Play-by-Play: Mitch Holthus
Color: Kendall Gammon
Sideline: BJ Kissel

Chiefs Pregame & Postgame Show
KCFX (101.1 FM)

Hosts: Art Hains and Dan Israel

Chiefs Twitter Accounts: @Chiefs
@ChiefsReporter @ChiefsPR @KC-
Chiefs_Matt @ArrowheadEvents

CHIEFS MEDIA WEBSITE INFORMATION

The Kansas City Chiefs 2019 Media Guide is available on the Chiefs media information website, NFLOMG.com. In 2015, the club introduced an improved interactive online media guide that features an in-game statistics monitoring platform, in addition to the weekly press materials such as transcripts, weekly releases, bios, additional stats and more. The club's guide is updated weekly throughout the season to reflect the most up-to-date information. Media members can also access the Chiefs credential application through the site. To login, the username is **chiefsmedia** and the password is **chiefs**.

DID YOU KNOW?

With a win at New England in Week 14, Chiefs Head Coach Andy Reid would tally his 100th career regular season road victory as a head coach. Since Reid took over as head coach of the Philadelphia Eagles in 1999, there has only been one head coach to accumulate more road wins in that timespan – Patriots Head Coach Bill Belichick (106).

The Kansas City Chiefs travel to Foxborough to take on the New England Patriots. Kickoff on Sunday at Gillette Stadium is slated for 3:25 p.m. CT. The Chiefs have won two of the last three regular season meetings against the Patriots, including a 42-27 road victory on the opening day of the 2017 season. Last year the Chiefs and Patriots met twice, including the AFC Championship Game at Arrowhead Stadium. It was the first time in club history that Kansas City hosted the AFC title game. Since 2015, the Chiefs hold a 43-14 (.754) record against AFC opponents. Last week, KC defeated the Oakland Raiders 40-9. The Chiefs have tallied a 23-2 (.920) mark against AFC West opponents in the last 25 games and have won three-straight AFC West titles. Chiefs Head Coach Andy Reid owns 215 career victories (regular and postseason combined). He ranks sixth on the NFL's all-time wins list. Under Reid, the Chiefs have registered five 10-plus win seasons in six years and have qualified for the postseason five times. In seven seasons with the club, Reid has recorded 73 regular season wins, the highest combined win total of any head coach in franchise history in that time frame.

NFL MVP QB Patrick Mahomes has recorded 8,080 yards, 70 touchdowns and only 14 INTs (+56 TD/INT differential) over the last two seasons. In 27 career games, he's notched an NFL-record 16 300+ passing yard performances, including six games this season. Mahomes has only thrown two INTs this season in 352 pass attempts. TE Travis Kelce owns 18 games with 100+ receiving yards and has caught at least one pass in 91 consecutive games. Since entering the league in 2016, WR Tyreek Hill ranks first among all NFL pass catchers with 51 receptions of 25+ yards. In his sixth NFL season, WR Sammy Watkins has averaged 15.0 yards per catch in his career. Since 2009, RB LeSean McCoy has tallied a league-best 11,016 rushing yards and 14,809 scrimmage yards. Defensively, the Chiefs added several new faces this offseason, including Defensive Coordinator Steve Spagnuolo, safety Tyrann Mathieu and DE Frank Clark. Mathieu has recorded three INTs this season and Clark has one interception, 5.0 sacks, three forced fumbles and one fumble recovery. The Chiefs have 34.0 sacks thus far this season, 12 INTs and 12 forced fumbles. The Chiefs finished tied for first in the NFL with 52.0 team sacks in 2018. KC has forced 19 turnovers thus far in 2019 (12 INTs, seven fumbles), including three turnovers last week against the Raiders. On special teams, P Dustin Colquitt played in his 234th game last week, the most games played in a Chiefs uniform by anyone in team history. In his career he's landed 459 punts inside the 20 (only the third player in NFL history with 450+). K Harrison Butker has made 87 of his 98 career field goal attempts (88.8%) and 130 of 136 PATs (95.6%).

Following Sunday's game against the Patriots, Kansas City returns to Arrowhead Stadium to take on AFC West rival, the Denver Broncos. Kickoff is slated for 12 p.m. CT.

CHIEFS COMMUNICATIONS STAFF CONTACT INFORMATION

Ted Crews	Vice President of Communications	(816) 920-4359	tcrews@chiefs.nfl.com
Brad Gee	Director of Football Communications	(816) 920-4349	bgee@chiefs.nfl.com
Luke Shanno	Corporate Communications Manager	(816) 920-4351	lshanno@chiefs.nfl.com
Cydney Ricker	Manager of Football Comm. & Admin.	(816) 920-4352	cricker@chiefs.nfl.com
Jordan Trgovac	Communications Assistant	(816) 920-4353	jtrgovac@chiefs.nfl.com
Hailey Herrick	Communications Seasonal Assistant	(816) 920-4403	hherrick@chiefs.nfl.com
Danny Markino	Communications Seasonal Assistant	(816) 920-4355	dmarkino@chiefs.nfl.com

CHIEFS VS. PATRIOTS TEAM COMPARISON

	 Chiefs	 Patriots
Record	8-4	10-2
Division Standing	1st (AFCW)	1st (AFCE)
Turnover Margin (NFL Rank)	+8 (T-5th)	+18 (1st)

Offense (NFL Rank)

Net Yards Per Game	384.7 (4th)	360.8 (14th)
Yards Per Play	6.30 (2nd)	5.12 (23rd)
Points Per Game	29.0 (3rd)	26.8 (6th)
Possession Average	28:50 (24th)	32:27 (2nd)
Net Rushing Yards Per Game	94.5 (24th)	96.3 (21st)
Net Passing Yards Per Game	290.2 (3rd)	264.4 (8th)
Had Intercepted/Yards	2/2	7/172
Sacks Allowed/Yards	20/-160 (5th)	22/-156 (T-7th)
Fumbles/Lost	18/9	8/4
Third Down Pct.	46.8% (3rd)	38.8% (16th)
Red Zone TD Pct.	53.8% (19th)	49.0% (24th)
Giveaways	11 (T-4th)	11 (T-4th)

Defense (NFL Rank)

Net Yards Per Game	372.1 (25th)	258.0 (2nd)
Yards Per Play	5.64 (21st)	4.46 (2nd)
Points Per Game	22.1 (16th)	12.1 (1st)
Net Rushing Yards Per Game	141.3 (30th)	94.5 (6th)
Net Passing Yards Per Game	230.8 (16th)	163.5 (2nd)
Intercepted By/Yards	12/131	20/270
Sacks For/Yards	34/-262 (T-11th)	40/-270 (T-4th)
Opponent Fumbles/Lost	17/7	21/9
Third Down Pct.	36.9% (14th)	21.7% (1st)
Red Zone TD Pct.	53.2% (12th)	50.0% (T-9th)
Takeaways	19 (T-7th)	29 (2nd)



Special Teams (NFL Rank)

Punts-Average Yards (Gross)	44.1 (26th)	44.9 (22nd)
Punts-Average Yards (Net)	41.5 (T-15th)	41.5 (T-15th)
Punt Returns-Average Per	7.9 (11th)	8.7 (8th)
Punt Returns-Average Per Allowed ...	3.9 (3rd)	6.1 (11th)
Kickoff Returns-Average Per	22.8 (10th)	21.5 (20th)
Kickoff Returns-Avg. Per Allowed	19.2 (4th)	20.1 (7th)
Field Goals Made/Attempted	25/29 (11th)	20/26 (18th)

Penalties (NFL Rank)

Penalties Against/Yards	78/738 (T-9th)	76/689 (6th)
Opp. Penalties Against/Yds	89/657 (12th)	81/678 (24th)

CHIEFS VS. PATRIOTS INDIVIDUAL COMPARISON

 Chiefs		 Patriots
	<u>PASSING YARDS</u>	
Mahomes.....	2,983	Brady..... 3,268
Moore.....	659	

<u>RUSHING YARDS</u>			
McCoy	410	Michel.....	645
Dam. Williams.....	309	White.....	208

<u>RECEIVING YARDS</u>			
Kelce.....	923	Edelman.....	915
Hill.....	598	White.....	512
Watkins.....	538	Dorsett II.....	347
Hardman.....	450	Meyers.....	299

<u>POINTS SCORED</u>			
Butker	112	Michel	36
Hardman	30	Gostkowski	32
Hill	30	Dorsett II	30
McCoy	30	Edelman	30
		Nugent*	30

<u>INTERCEPTIONS</u>			
Mathieu.....	3	D. McCourty	5
Thornhill.....	2	Gilmore	4
Ward	2	Collins Sr.	3
Five Tied.....	1	Harmon	2
		Jackson	2
		Four Tied	1

<u>SACKS</u>			
Jones.....	6.0	Van Noy.....	6.5
Ogbah.....	5.5	Collins Sr.	6.0
Clark.....	5.0	Butler.....	5.5
Kpassagnon.....	4.0	Winovich.....	5.5
Okafor.....	3.0	Hightower.....	4.0

<u>DEFENSIVE TACKLES</u>			
Wilson.....	68	Collins Sr.	61
Hitchens.....	66	Hightower.....	53
Ward	57	Guy.....	47
Mathieu	51	Shelton.....	43

<u>KICKOFF RETURNS (AVG.)</u>			
Hardman.....	19 (23.0)	Bolden.....	13 (21.8)

<u>PUNT RETURNS (AVG.)</u>			
Thomas*	13 (4.2)	Olszewski	20 (9.0)
Hardman	8 (14.8)	Sanu	4 (7.3)

<u>FIELD GOALS</u>			
Butker	25/29 (86.2%)	Folk*	7/9 (77.8%)
		Gostkowski	7/8 (87.5%)
		Nugent*	5/8 (62.5%)
		Forbath*	1/1 (100%)

<u>PUNTS (GROSS/NET AVG.)</u>			
Colquitt	39 (44.1/41.5)	Bailey	66 (44.9/41.5)

*Player no longer with team

CHIEFS VS. PATRIOTS SERIES HISTORY

• For the third-consecutive season, the Kansas City Chiefs and New England Patriots will meet in a regular season tilt. The matchup between two charter AFL franchises will be the 38th all-time meeting between the two clubs, in a series that dates back each team's AFL inception in 1960.

• Kansas City holds an 18-16-3 (.527) all-time advantage over the Patriots, including an 18-14-3 (.557) mark in regular season matchups. New England claimed just their second victory over the Chiefs in the history of Arrowhead Stadium by defeating KC in last season's AFC Championship Game. The Chiefs will look to claim their second victory over the Patriots in the last three seasons at Gillette Stadium (2017) in Week 14.

• Dating back to 2014, Head Coach Andy Reid's first game against the Patriots while at the helm of the Chiefs, KC has scored an average of 34.8 points in five games against NE, having scored over 40 points on three occasions.

CHIEFS VS. PATRIOTS SERIES HISTORY (LAST 10 GAMES)

Date	Result	Of Note
9/22/2002	L, 38-41 (OT)	NE: Brady: 410 pass. yds., 4 TDs; Brown: 176 rec. yds., 1 TD.
11/22/2004*	L, 19-27	NE: Brady: 315 pass. yards; Branch: 105 rec. yds., 1 TD.
11/27/2005*	W, 26-16	KC: Johnson: 119 yards and 1 TD; Tynes: 4 FGs made.
9/7/2008	L, 10-17	NE: Moss: 6 catches for 116 yards and 1 rec. TD.
11/21/2011	L, 3-34	NE: Gronkowski: 2 receiving TDs; Arrington: 2 INTs.
9/29/2014*	W, 41-14	KC: Charles: 3 total TDs; Abdullah: 39-yard INT ret. TD.
1/16/2016^	L, 20-27	NE: Brady: 302 pass. yds. and 2 TDs; Edelman: 10 rec.
9/7/2017	W, 42-27	KC: Smith: 4 passing TDs; Hunt: 246 scrim. yds., 3 TDs.
10/14/2018	L, 40-43	KC: Hill: 142 rec. yards and 3 TDs; Hunt: 185 scrim. yds.
1/20/2019*!	L, 31-37 OT	NE: Michel: 113 rushing yards and 2 TDs, GW TD in OT.

*at Arrowhead Stadium ^AFC Divisional Playoff Game !AFC Championship Game

CHIEFS HEAD COACH ANDY REID



Reid is in his 28th NFL season, 21st as a head coach and seventh with the Chiefs. In seven seasons with the club he's tallied 73 wins, more victories than any other head coach in franchise history in that timeframe.

Under Reid, the Chiefs have made the playoffs five of six seasons. The club earned three straight AFC West titles (2016-18) for the first time in franchise history. In 2018 the Chiefs earned the number one seed in the AFC playoffs with a 12-4 record. The Chiefs defeated the Colts 31-13 in the divisional round to advance to the AFC Championship Game. KC finished 10-6 in 2017. In 2016, Kansas City went 12-4 and won the AFC West, earning a first-round bye in the playoffs. In 2015, the Chiefs won their first playoff game since 1994, defeating the Texans 30-0. The team finished 11-5 after a 1-5 start in 2015. It was the greatest turnaround in a single-season in NFL history. In 2013, Reid led the Chiefs to an 11-5 record marking the greatest single-season turnaround in franchise history after the team finished 2-14 in 2012. Reid boasts a career record of 203-128-1 (.613) in the regular season. He also owns an 12-14 postseason record. Prior to joining the Chiefs, Reid led the Eagles to a 130-93-1 (.583) regular season record during his 14 seasons as head coach. He led the Eagles franchise to one Super Bowl appearance. When you include his time as an NFL assistant coach, his teams have made the playoffs 20 times (20-18 record), and he has coached in three Super Bowls, eight NFC Championships and one AFC Championship. Reid spent seven seasons as an assistant coach with the Green Bay Packers under Head Coach Mike Holmgren. Prior to joining the NFL ranks, Reid's final collegiate stop was the University of Missouri (1989-91). Prior to his stint with the Tigers, Reid spent two years working with the offensive line at the University of Texas – El Paso, and before that, he held the same position with Northern Arizona. In 1983, Reid took the position of offensive coordinator and offensive line coach at San Francisco State (1983-85). A tackle/guard at Brigham Young University from 1979-81, Reid entered the coaching ranks as a graduate assistant at BYU in 1982.

NFL Head Coach:	21st Year	Record w/ KC:	73-35 (.676)
NFL Coach Overall:	28th Year	Record w/ PHI:	130-93-1 (.583)
NFL Overall:	215-142-1 (.602)	Record vs. NE:	3-4 (.429)
Reg. Season:	203-128-1 (.613)	College:	BYU ('81)
Postseason:	12-14 (.462)	Hometown:	Los Angeles

ANDY REID'S CAREER PATH

1979-82	BYU	Tackle/Guard ('79-81) Graduate Assistant ('82)
1983-85	San Francisco State	Offensive Coordinator/ Offensive Line
1986	Northern Arizona	Offensive Line
1987-88	Texas-El Paso	Offensive Line
1989-91	Missouri	Offensive Line
1992-98	Green Bay Packers	Tight Ends / Offensive Line ('92-96) Quarterbacks ('97-98)
1999-12	Philadelphia Eagles	Head Coach ('99-00) HC/Exec. V.P. Football Ops ('01-12)
2013-19	Kansas City Chiefs	Head Coach



ANDY REID'S HARDWARE



Super Bowls

96 97 04
Conference Titles

95 96 97 01 02 03
04 06 10 16 17 18
Division Titles

PATRIOTS HEAD COACH BILL BELICHICK



Bill Belichick enters his 45th season as an NFL coach and his 20th season as head coach of the New England Patriots in 2019. Belichick became the Patriots 14th head coach in franchise history on Jan. 7, 2000. In 2018, Belichick led New England to a 11-5 record and sixth Super Bowl victory since becoming head coach in New England.

In 19 seasons with the Patriots, he has delivered six Super Bowl championships, nine conference titles, 17 division crowns and 31 playoff victories. In 2016, Belichick won his fifth Super Bowl as head coach of the Patriots, surpassing Pittsburgh's Chuck Noll for most Super Bowl wins by a head coach. He entered 2019 with the most wins among all active coaches and is currently third all-time with 302 victories as a head coach. Belichick's recent accomplishments are the latest triumphs in an NFL coaching career that began in 1975, during which he has helped produce seven Super Bowl titles, 11 conference championships and 23 division titles. Belichick's coaching journey includes one other stint as a head coach with the Cleveland Browns, where at 38 he became the NFL's youngest head coach at the time.

Prior to joining the Patriots in 2000, Belichick spent 12 seasons with the New York Giants (1979-90) in multiple roles before becoming the head coach of the Browns. He later joined Bill Parcells for several seasons as the assistant head coach/secondary with New England (1996) and held the same role with the New York Jets (1997-99).

Belichick lettered in football, lacrosse and squash while attending college at Wesleyan University. He was inducted into the Wesleyan University Athletics Hall of Fame as part of its inaugural class in 2008. Belichick was raised in Annapolis, Md., where his father, Steve Belichick, a former fullback for the Detroit Lions, coached for 33 years at the Naval Academy.

NFL Head Coach:	25th Year	Record w/ NE:	235-81 (.743)
NFL Coach Overall:	45th Year	Record vs. KC:	9-4 (.692)
NFL Overall:	302-136 (.689)	College:	Wesleyan ('75)
Regular Season:	271-125 (.684)	Hometown:	Annapolis, Md.
Postseason:	31-11 (.738)		

BILL BELICHICK'S CAREER PATH

1971-74	Wesleyan University	Center/Tight End
1975	Baltimore Colts	Special Assistant
1976-77	Detroit Lions	Asst. Special Teams ('76) Asst. Special Teams/TEs/WRs ('77)
1978	Denver Broncos	Asst. Special Teams/Asst. to Defensive Coord.
1979-90	New York Giants	Special Teams ('79-80) Special Teams/Linebackers ('81-82) Linebackers ('83-84) Defensive Coordinator ('85-88) Def. Coordinator/Secondary ('89-90)
1991-95	Cleveland Browns	Head Coach
1996	New England Patriots	Asst. Head Coach/Secondary
1997-99	New York Jets	Asst. Head Coach/Secondary
2000-19	New England Patriots	Head Coach



BILL BELICHICK'S HARDWARE



Super Bowls

86 90 01 03
07 11 14 16 17 18
Conference Titles

75 78 86 89 90 96 98 01
03 04 05 06 07 09 10 11
12 13 14 15 16 17 18
Division Titles

CHIEFS VS. PATRIOTS CONNECTIONS

Professional

- Chiefs **Run Game Coordinator/DL Coach Brendan Daly** spent the previous five seasons as a member of the Patriots' coaching staff (2014-18), contributing to three Super Bowl-winning campaigns in NE.
- Patriots **RB Brandon Bolden's** grandfather, **Frank Pitts**, was a WR for the Chiefs from 1965-70, contributing to the club's Super Bowl IV championship.
- Patriots **DB Justin Bethel** was teammates with Chiefs **FB Anthony Sherman** in 2012 on the Arizona Cardinals, before being joined in the Cardinals secondary by Chiefs **S Tyrann Mathieu** in 2013. The trio of **Mathieu, Bethel** and Chiefs **DE Alex Okafor** were all members of Arizona's defense from 2013-16.
- Chiefs **RB LeSean McCoy, LB Reggie Ragland** and **WR Sammy Watkins** were teammates with Patriots **CB Stephon Gilmore** on the Buffalo Bills in 2016.
- In 2016, Kansas City **T Cam Erving** and **C Austin Reiter**, along with New England **LB Jamie Collins Sr., QB Cody Kessler** and **DL Danny Shelton**, were all members of the Cleveland Browns.
- Chiefs **WRs Coach Greg Lewis** prepped Patriots **TE Ben Watson** in 2015 as an Offensive Assistant with the New Orleans Saints.

Former Patriots

- Chiefs WR Coach **Greg Lewis** was acquired by the Patriots via trade following the 2008 season and spent the 2009 offseason with the club. Chiefs **QBs Coach Mike Kafka** also spent a portion of the 2013 offseason in New England.
- Chiefs **DT Mike Pennel** spent the 2019 training camp with the New England Patriots.

College

- Chiefs **LB Reggie Ragland** and Patriots **RB Damien Harris** were members of Alabama's 2015 CFP National Championship team. Following **Ragland's** departure, **Harris** and Chiefs **WR Gehrig Dieter** were teammates on the Crimson Tide in 2016.
- Chiefs **Asst. Director of Player Personnel Ryan Poles** (OT) and **National Scout Trey Koziol** (TE) played for Boston College from 2003-07. Poles later joined BC's staff as a Recruiting Assistant in 2008. Chiefs **Football Operations Counsel & Personnel Executive Chris Shea** is also a graduate of BC and served as a Recruiting Assistant in 1998 at BC.
- Patriots **Offensive Coordinator Josh McDaniels** was a GA at Michigan State in 1999, the same time that Chiefs **LBs Coach Matt House** was enrolled at Michigan State.

Hometown

- Chiefs **Defensive Coordinator Steve Spagnuolo** is a native of Whitinsville, Mass., and a graduate of Springfield (Mass.) College. Spagnuolo's coaching career began in 1981 with a GA position at UMass.
- Chiefs **FB Anthony Sherman** is a native of North Attleborough, Mass., and was named the 2006 Massachusetts Gatorade Player of the Year, garnering First-Team All-Massachusetts honors at LB as a senior. Chiefs **S Jordan Lucas** is also a graduate of Worcester Academy (Mass.).
- Chiefs **Director of Football Operations Mike Borgonzi** and **President Mark Donovan** are both graduates of Brown University (Providence, R.I.) and former members of the Brown Bears football team.
- Patriots **DL Chase Winovich** (Thomas Jefferson) and Chiefs **G Stefen Wisniewski** (Central Catholic) are both Pittsburgh, Pa., natives that played high school football in the WPIAL.
- Patriots **DE John Simon** and Chiefs **RBs Coach Deland McCullough** are both natives of Youngstown, Ohio.
- Chiefs **TEs Coach Tom Melvin** and Patriots **WR Julian Edelman** are both natives of Redwood City, Calif.

WHAT TO WATCH FOR...

- As a unit, the Kansas City Chiefs will aim to achieve the franchise's fourth-consecutive AFC West Division title in 2019, potentially extending a club record for consecutive division crowns since the team's inception in 1960.
- With a win in Week 14 at New England, **Head Coach Andy Reid** would accumulate his 100th career road victory as a head coach. Since taking over at the helm of the Eagles in 1999, Reid's 99 career road victories are the second-most in the NFL in that time span (Bill Belichick; 106 road wins).
- With 77 receiving yards, **TE Travis Kelce** (923 rec. yards) would become the first TE in NFL history to record four consecutive 1,000-yard receiving seasons.
- **Kelce's** mark would also match Pro Football Hall of Fame TE Tony Gonzalez, Cowboys TE Jason Witten and former Patriots TE Rob Gronkowski for the most career 1,000-receiving yard seasons (four) in league annals by a TE.
- With 100 receiving yards in Week 14, **Kelce** would tally his 19th career game with 100 yards receiving, which would tie Chiefs Hall of Fame WR Otis Taylor for the second-most in club history.
- 100 receiving yards for **Kelce** in Week 14 would also tie PFHOF TE Shannon Sharpe (19 games) for the sixth-most 100-yard outings by a TE in NFL history.
- **QB Patrick Mahomes'** 446-passing yard output in Week 10 marked his 16th career outing with 300-yards passing. With a 300-yard passing performance in Week 14, **Mahomes** would match QB Kurt Warner (17) for the second-most 300-yard passing games in a QB's first three seasons in league history.
- With five passing TDs prior to Week 17 of the 2019 regular season, **Mahomes** would become the fastest QB in NFL history to 75 career passing TDs (Pro Football HOF QB Dan Marino; 31 career games played).
- By throwing for 636 yards and five TDs by Week 16, **Mahomes** would become the first QB in NFL history to throw for 9,000 passing yards and 75 passing TDs in player's first 30 career games played.
- With 220 rushing yards, **RB LeSean McCoy** would tie Pro Football HOF RB O.J. Simpson (11,236) to rank 21st on the NFL's all-time rushing list. With 226 yards, **McCoy** would surpass both Simpson and RB Corey Dillon (11,241) to rank in the top-20 on the all-time rushing chart.
- **WR Tyreek Hill** (3,853 rec. yards) is 147 receiving yards shy of 4,000 for his career. With 99 receiving yards in Week 14, **Hill** would tie Chiefs Hall of Fame WR Otis Taylor (3,952) for the most receiving yards in a Chiefs pass-catcher's first 56 career games.
- **Hill** leads the NFL in catches of 25-plus yards since entering the league in 2016 (51). **Hill** is 16 receptions of 25-plus yards away from passing PFHOF TE Tony Gonzalez (66) for the most in Chiefs history (since 1994).
- **WR Mecole Hardman** (5) is one receiving TD shy of matching the single-season franchise record for most receiving TDs by a Chiefs rookie WR (6).
- The Chiefs defensive unit has notched six INTs since Week 11, the most by the unit in a two-game span since 2016 (Weeks 2-3). With two INTs in Week 14, the accolade would mark the first time since 2015 (Weeks 6-10) that a Chiefs defensive unit has recorded at least two INTs in at least three consecutive games (2015; four games).
- By scoring at least 40 points in Week 14, the Chiefs would record the second consecutive game of 40 points scored for the first time since Weeks 11-13 of 2018. Defensively, by holding NE to under 10 total points, the Chiefs would record the second-consecutive outing of the like for the first time since 2014 (Weeks 7-8).
- **K Harrison Butker** (391) is 9 points shy of 400 for his career. By hitting 400 career points, **Butker** would become just the third K in NFL history to hit the 400-point milestone in their first three seasons (Wil Lutz; Justin Tucker).
- **P Dustin Colquitt** has placed 18 punts inside of the opponent's 20-yard line thus far this season, giving the 15-year Chiefs veteran 459 for his career. With 10 punts landing inside of the opponent's 20-yard line, **Colquitt** would tie P Shane Lechler (469) for the second-most in NFL history.

2019 CHIEFS TEAM STATS & RANKINGS

CATEGORY

TOTAL



Total Offense	384.7	2nd	4th
Rush Offense	94.5	11th	24th
Pass Offense	290.2	1st	3rd
Total Defense	372.1	13th	25th
Rush Defense	141.3	14th	30th
Pass Defense	230.8	10th	16th
Points/Game	29.0	2nd	3rd
Opp. Pts./Game	22.1	9th	16th

2019 CHIEFS INDIVIDUAL STATS & RANKINGS

CATEGORY

PLAYER

TOTAL



Scoring (NK)	Hardman / Hill	30	T-21st	T-47th
	McCoy			
Rushing Yards	McCoy	410	19th	40th
Pass. Rating	Mahomes	107.7	3rd	5th
Receptions	Kelce	68	T-5th	T-12th
Rec. Yards	Kelce	923	1st	9th
Interceptions	Mathieu	3	T-9th	T-15th
Punting Avg.	Colquitt	44.1	12th	24th
Punt Ret. Avg.	Hardman	14.8	N/A	N/A
KO Ret. Avg.	Hardman	23.0	4th	8th
Sacks	Jones	6.0	T-16th	T-36th



CHIEFS ALL-TIME VS. AFC WEST OPPONENTS

OVERALL (REG. SEASON)

Team	Record	Pct.	Longest Win Streak
Denver	64-54-0	.542	11 (1964-1969)
LA Chargers	62-55-1	.530	9 (2014-2018)
Oakland	65-52-2	.555	9 (2003-2007)

AT HOME (REG. SEASON)

Team	Record	Pct.	Longest Win Streak
Denver	39-19-0	.672	14 (1960-1973)
LA Chargers	35-24-0	.593	7 (1997-2003)
Oakland	35-24-1	.592	10 (1989-1998)

ON THE ROAD (REG. SEASON)

Team	Record	Pct.	Longest Win Streak
Denver	25-35-0	.417	5 (2015-Current, 1965-1969)
LA Chargers	27-31-1	.466	6 (1972-1977)
Oakland	30-28-1	.517	7 (2003-2009)

AFC WEST STANDINGS

Team	W	L	Pct.	PF	PA	Streak
Kansas City Chiefs	8	4	.667	348	265	Won 2
Oakland Raiders	6	6	.500	237	324	Lost 2
Denver Broncos	4	8	.333	198	237	Won 1
Los Angeles Chargers	4	8	.333	244	241	Lost 3

CHIEFS 2019 SCHEDULE

Date	Opponent	Time	Network
Sun, Sept. 8	at Jacksonville Jaguars	Noon	W, 40-26
Sun, Sept. 15	at Oakland Raiders	3:05 p.m.	W, 28-10
Sun, Sept. 22	Baltimore Ravens	Noon	W, 33-28
Sun, Sept. 29	at Detroit Lions	Noon	W, 34-30
Sun, Oct. 6	Indianapolis Colts*	7:20 p.m.	L, 19-13
Sun, Oct. 13	Houston Texans*	Noon	L, 31-24
Thurs, Oct. 17	at Denver Broncos	7:20 p.m.	W, 30-6
Sun, Oct. 27	Green Bay Packers*	7:20 p.m.	L, 31-24
Sun, Nov. 3	Minnesota Vikings*	Noon	W, 26-23
Sun, Nov. 10	at Tennessee Titans*	Noon	L, 35-32
Mon, Nov. 18	at LA Chargers (Mex)	7:15 p.m.	W, 24-17
Sun, Nov. 24	BYE WEEK	-----	-----
Sun, Dec. 1	Oakland Raiders*	3:25 p.m.	W, 40-9
Sun, Dec. 8	at New England Patriots*	3:25 p.m.	CBS
Sun, Dec. 15	Denver Broncos*	Noon	CBS
Sun, Dec. 22	at Chicago Bears*	7:20 p.m.	NBC
Sun, Dec. 29	LA Chargers*	Noon	CBS

Home games in bold; all kickoffs are Central Time.

* Subject to Flexible Scheduling

Flexible scheduling will be used in Weeks 11-17. Additionally, in Weeks 5-10, flexible scheduling may be used in no more than two weeks. In Weeks 5-16, the schedule lists the games tentatively set for Sunday Night Football on NBC. Only Sunday afternoon games are eligible to be moved to Sunday night, in which case the tentatively scheduled Sunday night game would be moved to an afternoon start time. A flexible scheduling move would be announced at least 12 days before the game. For Week 17, the Sunday night game will be announced no later than six days prior to December 29.

MCCULLOUGH'S AMAZING STORY

Kansas City Chiefs Running Backs Coach Deland McCullough was featured on ESPN's E:60, highlighting his inspirational journey to discovering his birth parents.

The feature, which aired on Sunday, Sept. 2, 2018, documents the life of McCullough, who was adopted at birth, and his search for his biological parents that spanned more than 40 years. That alone makes for a powerful story, but as it turns out, McCullough was already plenty familiar with his biological father – a man he had known since he was a kid, a man that was a mentor and father-figure who goes by the name of Sherman Smith. It's a story that defies the odds as his father was unaware that he had a son, but still served as an instrumental figure throughout McCullough's life.

"If you would have told me to pick who my father was, there's no way I would have picked him because I might have thought I wasn't worthy for him to be my father," McCullough said. "I felt like my blessings came full circle because I'd always wanted to be somebody like him."



THE BEST IN CHIEFS HISTORY

Now in his seventh season as head coach in Kansas City, Andy Reid is the club's third-longest tenured head coach trailing only Pro Football Hall of Fame Coach Hank Stram (15 years) and Marty Schottenheimer (10 years). In his first seven seasons as Head Coach of the Chiefs, Reid has coached the team to a 73-35 record in 108 regular season games. His 67.6 winning percentage is the top mark in franchise history for any coach in his first seven seasons leading the club. Marty Schottenheimer is second on that list, leading his Chiefs teams to a 60-35-1 (63.0%) record in his first six seasons. In Reid's 108 total games with the Chiefs, he has registered a 39-15 (72.2%) record at home and a 34-20 (63.0%) record on the road.

MOST REGULAR SEASON WINS, FIRST 7 YEARS WITH CHIEFS

Rk.	Name	Yr. 1	Yr. 2	Yr. 3	Yr. 4	Yr. 5	Yr. 6	Yr. 7	Tot. Rec.	Pct.
1.	Reid	11-5	9-7	11-5	12-4	10-6	12-4	8-4	73-35	.676
2.	Schottenheimer	8-7-1	11-5	10-6	10-6	11-5	9-7	13-3	72-39-1	.647
3.	Vermell	6-10	8-8	13-3	7-9	10-6	--	--	44-36	.550
4.	Stram	8-6	6-8	11-3	5-7-2	7-7	7-5-2	11-2-1	55-38-5	.587

Amongst active NFL head coaches with their current team, Reid is the eighth-longest tenured coach and his 67.6 regular season win percentage is second only to NE's Bill Belichick (74.4%) amongst head coaches with at least three seasons at the helm.



HE WINS AT HOME AND ON THE ROAD

No matter where his team is playing, home or away, Chiefs Head Coach Andy Reid is consistent. Through 21 seasons and 332 games, Coach Reid has a similar record on the road as he does at home.

Home Record	Road Record	Total
104-62 (.627)	99-66-1 (.599)	203-128-1 (.613)

KEYS TO SUCCESS

During the 2018 season, Kansas City had 539 successful plays out of 988 overall attempts for a 54.6 percent success rate on offense, which ranked tied for second in the National Football League. The Chiefs have continued the trend through Week 13, ranking top-five in the AFC for percentage of successful plays.

2019 AFC LEADERS SUCCESSFUL PLAYS

Rk.	Team	Successful Play Pct.
1.	BAL	54.6%
2.	HOU	52.8%
3.	OAK	52.1%
4.	KC	51.4%
5.	IND	50.1%

HIGH EFFICIENCY

KC's offense under Reid has been efficient in producing quality yardage with their time of possession. Last season, the Kansas City offense led the league with an average of 6.84 yards per play, nearly a full-half yard better than the next best team, and 1.24 yards greater than the league average. Through Week 13, the Chiefs offense is leading the AFC (2nd in NFL) in yards per play.

2019 NFL LEADERS, YARDS PER PLAY

Rk.	Team	Off. Yds/Play
1.	DAL	6.54
2.	KC	6.30
3.	BAL	6.26
4.	MIN	6.12
5.	HOU	5.96

CHIEFS ASSISTANT COACHES

OFFENSIVE STAFF

Eric Bieniemy
Offensive Coordinator

Joe Bleymaier
Pass Game Analyst/Assistant Quarterbacks

Andy Heck
Offensive Line

Mike Kafka
Quarterbacks

Greg Lewis
Wide Receivers

Corey Matthaui
Assistant Offensive Line

Deland McCullough
Running Backs

Tom Melvin
Tight Ends

David Girardi
Offensive Quality Control

DEFENSIVE STAFF

Steve Spagnuolo
Defensive Coordinator

Matt House
Linebackers

Brendan Daly
Run Game Coordinator/Defensive Line

Britt Reid
Linebackers/Outside Linebackers

Dave Merritt
Defensive Backs

Sam Madison
Defensive Backs/Cornerbacks

Terry Bradden
Defensive Quality Control

Alex Whittingham
Defensive Quality Control

Connor Embree
Defensive Assistant

SPECIAL TEAMS STAFF

Dave Toub
Assistant Head Coach/Special Teams Coordinator

Rod Wilson
Assistant Special Teams

MISCELLANEOUS

Barry Rubin
Head Strength and Conditioning

Travis Crittenden
Assistant Strength and Conditioning

Ryan Reynolds
Assistant Strength and Conditioning

Greg Carbin
Assistant Strength and Conditioning

Mike Frazier
Statistical Analysis Coordinator

Porter Ellett
Senior Assistant to Head Coach

2019 CHIEFS OFFENSIVE RANKINGS

Category	NFL Rank	Value
Avg. Yards on 1st Downs	1st	6.61 yards
1st and Goal Inside 5 Yard Giveaways	T-1st	0 giveaways
2nd Down Conversion Pct.	10th	33.9%
3 and Out Pct.	4th	12.7%
3rd Down Conversion Pct.	3rd	46.8%
3rd and 1 Conversion Pct.	9th	76.2%
3rd and >6 Conversion Pct.	7th	29.4%
3rd and 4-6 Yard Conversion Pct.	1st	68.0%
4th Down Conversion Pct.	9th	55.6%
4th and >6 Yard Conversion Pct.	T-5th	50.0%
Avg. Margin of Victory	10th	13.25 points
Passer Rating in Blitz Situations	2nd	132.53 rating
Points on 1st Offensive Possession	T-5th	38 points
20+ Yard Completions	6th	48 completions
Pct. of Dropped Passes	6th	3.6%
Avg. Starting Field Position	8th	29.8 yard line
Avg. Starting Field Position - Away	4th	31.4 yard line
Total First Downs	T-7th	262 first downs
Giveaway Points Allowed	T-8th	40 points
Total Giveaways	T-4th	11 giveaways
Goal-to-Go Giveaways	T-1st	0 giveaways
Kickoff Return Average	10th	22.8 yards
Pct. of 20+ Yard Kickoff Returns	7th	69.0%
Misc. Touchdowns Scored	T-7th	3 touchdowns
Net Passing Yards Per Game	3rd	290.2 yards
Offensive Points Scored	2nd	325 points
Offensive Scoring Efficiency	2nd	48.4%
Opp. Interception Returns of 20+ Yds	T-1st	0 returns
Opp. Takeaways	T-1st	11 takeaways
Passer Rating	4th	106.1 rating
Yards Per Game	4th	384.7 yards
Passing First Downs Made	T-8th	161 first downs
Yards After Catch	1st	1,746 yards
Pct. of 1st Down Pass Plays of 4+ Yds	10th	54.1%
Passer Rating on Attempts 21+ Air Yds	6th	115.8 rating
Penalties Accepted Against	T-9th	78 penalties
Plays of 20+ Yards	T-5th	57 plays
Points Scored on 1st Off. Possessions	T-5th	38 points
Punt Returns of 20+ Yards	T-3rd	2 returns
Points on Drives of <4 Plays	T-4th	48 points
Turnover Pct. on Drives of <4 Plays	4th	2.4%
Red Zone Giveaways	T-4th	1 giveaway
Red Zone Successful Play Pct.	T-8th	48.2%
Non-Kneel Rushes for Negative Yards	T-10th	22 rushes
Rushing Plays of 50+ Yards	T-10th	1 rush
Total Points Scored	3rd	348 points
Scoring Differential	4th	+83 points
Points Scored Outside the Red Zone	1st	137 points
Offensive Touchdowns	5th	36 touchdowns
Drives Starting Inside Opp. 20-Yd Line	T-8th	3 drives
Drives Starting Inside Opp. 50-Yd Line	T-9th	16 drives
Successful Play Pct.	7th	51.4%
Total Takeaways	T-7th	19 takeaways
Times Sacked	5th	20 sacks
Points Per Game	3rd	29.0 points
Total Points in Last 8 Games	8th	213 points
Touchdown Drives	5th	36 drives
Turnover Differential	T-5th	+8
Two Minute Offense Points	T-10th	16 points
Yards Per Game	4th	384.7 yards
Yards Per Play	2nd	6.30 yards

2019 CHIEFS DEFENSIVE RANKINGS

Category	NFL Rank	Value
Takeaways w/ Opp. 1st and G Inside 5	T-1st	2 takeaways
Avg. Margin of Defeat	T-4th	5.75 points
Avg. Opp. Starting Position After Kickoff	7th	24.2 yard line
Opp. Passer Rating in Blitz Situations	9th	82.72 rating
Opp. Points on 1st Poss. of 2nd Half	5th	16 points
Opp. Possessions	T-8th	127 possessions
Fumble Returns of 20+ Yards	T-8th	1 return
Goal-to-Go Takeaways	1st	4 takeaways
Opp. Passer Rating Inside the 30	5th	85.7 rating
INT Returns of 20+ Yards	T-8th	3 returns
Opp. Misc. Touchdowns Allowed	T-7th	1 touchdown
Opp. Avg. Starting Field Position	5th	26.5 yard line
Opp. Avg. Starting Field Pos. - Away	2nd	25.1 yard line
Opp. Kickoff Returns of 20+ Yards Pct.	2nd	34.8%
Opp. Yards Lost on Negative Plays	10th	-343 yards
Opp. Punt Returns of 20+ Yards	T-1st	0 returns
Opp. 3rd and 1 Yard Conversion Pct.	3rd	52.9%
Opp. 3rd and >6 Conversion Pct.	6th	20.8%
Opp. 3rd and 4-6 Yard Conversion Pct.	10th	40.0%
Opp. 4th and >6 Conversion Pct.	T-1st	0.0%
Opp. Points Outside the Red Zone	7th	48 points
Opp. 1st and Goal Inside the 5 Drives	T-10th	10 drives
Opp. Kickoff Return Average	4th	19.2 yards
Opp. Kickoff Touchback Percentage	3rd	49.1%
Opp. Pass Rtg. on Atts. 21+ Air Yards	7th	59.2 rating
Opp. Punt Return Avg.	3rd	3.9 yards
Opp. Gross Punting Avg.	7th	43.9 yards
Opp. Passer Rating	8th	86.1 rating
Opp. Passer Rating on 1st Down	8th	84.4 rating
Opp. Pts. on 1st Poss. of 2nd Half	5th	16 points
Red Zone Takeaways	T-1st	5 takeaways
Opp. Drives Starting Inside KC 20	T-5th	1 drive
Opp. Drives Starting Inside KC 50	T-5th	9 drives
Total Takeaways	T-7th	19 takeaways



HEAD COACH ANDY REID NOTES



REID CAREER HIGHLIGHTS

- Career record of 203-128-1 in the regular season, as well as a 12-14 post-season record. Reid's 215 combined wins rank sixth-most in NFL history. Reid ranks second among active coaches in regular season and postseason wins. He has defeated all 32 NFL teams as a head coach. Reid owns a .613 regular season winning percentage.

- His 73 regular season wins in his first seven seasons with Kansas City are more than any other head coach in franchise history in their initial seven seasons. The Chiefs won three-straight AFC West titles in 2016, 2017 and 2018 for the first time in franchise history. KC finished 12-4 and earned the number one seed in the AFC Playoffs in 2018. The Chiefs defeated the Colts 31-13 on Jan. 12, 2019 to advance to the AFC title game.

- The Chiefs finished 12-4 in 2016, earning the number two seed and a first-round bye in the playoffs. Reid guided Kansas City to its first playoff win in 22 years in 2015. The club finished 11-5 after a 1-5 start, the greatest turnaround in a single season in NFL history.

- The 2013 Chiefs, led by Head Coach Andy Reid, orchestrated the greatest single-season turnaround in franchise history after an 11-5 finish. In 2012, the team finished 2-14, a +9 turnaround in his first season with the club.

- During Reid's 14 seasons in Philadelphia, his teams made the postseason nine times, which ranked third in the NFL behind Indianapolis' 12 and New England's 10.

- Including his time as an assistant coach, Reid's teams have now made 20 playoff appearances, as well as three Super Bowl appearances after playing in a combined eight NFC Championships and one AFC Championship. He has three career Super Bowl appearances and won Super Bowl XXXI as an assistant in Green Bay. Reid owns three NFC titles and 12 division titles in his career dating back to his days as an assistant. He mentored Hall of Fame quarterback Brett Favre while with the Packers along with QB Donovan McNabb with the Eagles.

REID VIA THE NFL DRAFT - HIS 1ST ROUND PICKS

Chiefs Head Coach Andy Reid has had 16 first-round selections as a head coach in the NFL. Prior to 2013, Reid's team selected as high as second overall (1999) and as late as 31st overall (2005) in the first round.

Yr.	No. (Overall)	Selection (School)
1999	2	QB Donovan McNabb (Syracuse)
2000	6	DT Corey Simon (Florida State)
2001	25	WR Freddie Mitchell (UCLA)
2002	26	CB Lito Sheppard (Florida)
2003	15	DE Jerome McDougle (Miami)
2004	16	T Shawn Andrews (Arkansas)
2005	31	DT Mike Patterson (Southern California)
2006	14	DT Brodrick Bunkley (Florida State)
2007	--	No First-Round Selection
2008	--	No First-Round Selection
2009	19	WR Jeremy Maclin (Missouri)
2010	13	DE Brandon Graham (Michigan)
2011	21	G Danny Watkins (Baylor)
2012	12	DT Fletcher Cox (Mississippi State)
2013 (KC)	1	T Eric Fisher (Central Michigan)
2014	23	LB Dee Ford (Auburn)
2015	18	CB Marcus Peters (Washington)
2016	--	No First-Round Selection
2017	10	QB Patrick Mahomes (Texas Tech)
2018	--	No First-Round Selection
2019	--	No First-Round Selection

REID'S COACHING TREE

Throughout his time in the NFL, Andy Reid has constructed quality coaching staffs to assist him. A number of those assistants have since gone on to coordinator or head coaching responsibilities for other NFL franchises. Below is a list of notable coaches who have come from Andy Reid's Philadelphia or Kansas City staffs.

Coach	Team	Years	Position/Former Position
John Harbaugh	BAL	2008-present	Head Coach
Ron Rivera	CAR	2011-present	Head Coach
Doug Pederson	PHI	2016-present	Head Coach
Sean McDermott	BUF	2017-present	Head Coach
Matt Nagy	CHI	2018-present	Head Coach
Pat Shurmur	NYG	2018-present	Head Coach
Leslie Frazier	BUF	2018-present	Former MIN HC
Brad Childress	CHI	2018-present	Former MIN HC
Steve Spagnuolo	KC	Hired in 2019	Former STL HC
Todd Bowles	TB	Hired in 2019	Former NYJ HC

ANDY REID'S HEAD COACHING RECORD

Year	Reg. Season	Pct.	Postseason	Overall	Result
1999	5-11	.313	0-0	5-11	5th in NFC East
2000	11-5	.688	1-1	12-6	2nd in NFC East; reached divisional playoffs
2001	11-5	.688	2-1	13-6	1st in NFC East; reached NFC Championship Game
2002	12-4	.750	1-1	13-5	1st in NFC East; reached NFC Championship Game
2003	12-4	.750	1-1	13-5	1st in NFC East; reached NFC Championship Game
2004	13-3	.813	2-1	15-4	1st in NFC East; reached Super Bowl XXXIX
2005	6-10	.375	0-0	6-10	4th in NFC East
2006	10-6	.625	1-1	11-7	1st in NFC East; reached divisional playoffs
2007	8-8	.500	0-0	8-8	4th in NFC East
2008	9-6-1	.594	2-1	11-7-1	2nd in NFC East; reached NFC Championship Game
2009	11-5	.688	0-1	11-6	2nd in NFC East; reached wild card round
2010	10-6	.625	0-1	10-7	1st in NFC East; reached wild card round
2011	8-8	.500	0-0	8-8	2nd in NFC East
2012	4-12	.250	0-0	4-12	4th in NFC East
2013	11-5	.688	0-1	11-6	2nd in AFC West; reached wild card round
2014	9-7	.563	0-0	9-7	2nd in AFC West
2015	11-5	.688	1-1	12-6	2nd in AFC West; reached divisional playoffs
2016	12-4	.750	0-1	12-5	1st in AFC West; reached divisional playoffs
2017	10-6	.625	0-1	10-7	1st in AFC West; reached wild card round
2018	12-4	.750	1-1	13-5	1st in AFC West; reached AFC Championship Game
2019	8-4	.667	0-0	8-4	TBD
TOTALS	203-128-1	.613	12-14	215-142-1	14 Playoff Berths, 9 Div. Titles, 1 NFC Title

REID AS A HEAD COACH VS. THE NFL

Below is Chiefs Head Coach Andy Reid's record against the NFL as a head coach. He is 203-128-1 in the regular season, as well as 12-14 in the post-season. Reid has 215 total career wins as a head coach.

Opponent	Reg. Season	Postseason	Total
vs. Denver Broncos	9-6	0-0	9-6
vs. Kansas City Chiefs	3-0	0-0	3-0
vs. Oakland Raiders	13-4	0-0	13-4
vs. Los Angeles Chargers	12-4	0-0	12-4
vs. AFC West	37-14	0-0	37-14
vs. Baltimore Ravens	5-1	0-0	5-1
vs. Cincinnati Bengals	2-3-1	0-0	2-3-1
vs. Cleveland Browns	7-0	0-0	7-0
vs. Pittsburgh Steelers	4-5	0-1	4-6
vs. AFC North	18-9-1	0-1	18-10-1
vs. Houston Texans	6-2	1-0	7-2
vs. Indianapolis Colts	2-5	1-1	3-6
vs. Jacksonville Jaguars	5-2	0-0	5-2
vs. Tennessee Titans	1-7	0-1	1-8
vs. AFC South	14-16	2-2	16-18
vs. Buffalo Bills	5-3	0-0	5-3
vs. Miami Dolphins	5-1	0-0	5-1
vs. New England Patriots	3-4	0-3	3-7
vs. New York Jets	5-1	0-0	5-1
vs. AFC East	18-9	0-3	18-12
vs. Dallas Cowboys	18-12	0-1	18-13
vs. New York Giants	16-14	2-1	18-15
vs. Washington Redskins	19-11	0-0	19-11
vs. Philadelphia Eagles	2-0	0-0	2-0
vs. NFC East	55-37	2-2	57-39
vs. Arizona Cardinals	6-7	0-1	6-8
vs. San Francisco 49ers	7-4	0-0	7-4
vs. Seattle Seahawks	4-4	0-0	4-4
vs. Los Angeles Rams	6-3	0-1	6-4
vs. NFC West	23-18	0-2	23-20
vs. Atlanta Falcons	7-3	2-0	9-3
vs. Carolina Panthers	5-2	0-1	5-3
vs. Tampa Bay Buccaneers	4-4	2-1	6-5
vs. New Orleans Saints	4-3	0-1	4-4
vs. NFC South	20-12	4-3	24-15
vs. Chicago Bears	5-5	1-0	6-5
vs. Detroit Lions	5-1	0-0	5-1
vs. Green Bay Packers	4-5	1-1	5-6
vs. Minnesota Vikings	4-2	2-0	6-2
vs. NFC North	18-13	4-1	22-14

MOST OVERALL WINS; ACTIVE NFL HEAD COACHES

Andy Reid is one of five active NFL head coaches with over 130 victories. He has 215 overall wins and is one of four active coaches with 10 or more postseason victories (John Harbaugh has 10).

Rk.	Coach	Reg.	Post	Total
1.	Bill Belichick, NE/CLE	271	31	302
2.	Andy Reid, KC/PHI	203	12	215
3.	Pete Carroll, SEA/NYJ/NE	132	10	142
4.	Mike Tomlin, PIT	132	8	140
5.	Sean Payton, NO	128	8	136

Reid defeated the Tennessee Titans in 2013, giving him wins against all 32 NFL teams. He became only the sixth head coach in NFL history to accomplish that feat. Below is a look at all the coaches who have done it.

Bill Belichick (NE)	Bill Parcells (Retired)
Tony Dungy (Retired)	Andy Reid (KC)
Mike Shanahan (Retired)	John Fox (Retired)

HEAD COACHES ALL-TIME WINS CHART

Rk.	Head Coach	Win Total
1.	Don Shula	347
2.	George Halas	324
3.	Bill Belichick	302
4.	Tom Landry	270
5.	Curly Lambeau	229
6.	Andy Reid	215
7.	Chuck Noll	209
8.	Marty Schottenheimer	205
9.	Dan Reeves	201
10.	Chuck Knox	193
11.	Bill Parcells	183
12.	Tom Coughlin	182
13t.	Jeff Fisher	178
	Mike Shanahan	178
15.	Mike Holmgren	174
16.	Joe Gibbs	171
17.	Paul Brown	170
18.	Bud Grant	168
19.	Bill Cowher	161
20.	Marv Levy	154
21.	Steve Owen	153
22.	Tony Dungy	148
23.	Pete Carroll	142
24.	John Fox	141
25.	Mike Tomlin	140

- Playoffs Included

* Bold Denotes Active NFL Coaches



HEAD COACH ANDY REID'S RECORD WHEN...

- Scoring on opening drive: 97-30
- Scoring first: 132-42
- Leading at half: 164-32
- Leading after three quarters: 164-30
- Winning time of possession: 125-37-1
- Winning turnover battle: 127-28
- Out-rushing opponent: 122-50-1
- Out-passing opponent: 126-55-1
- Out-gaining opponent: 137-46-1
- 40%+ 3rd down conversions: 109-41
- 50%+ 3rd down conversions: 64-17
- Not throwing an INT: 115-44
- Having a 300-yard passer: 48-25-1
- Having a 100+ yard rusher: 57-24
- Having a 100+ yard receiver: 77-32
- Having two 100+ yard receivers: 10-9
- Having no turnovers: 62-25
- Scoring 20+ points: 174-47
- Scoring 30+ points: 91-13
- Rushing for 150+ yards: 60-21
- Having 20+ first downs: 122-49
- Not allowing a sack: 22-16
- Allowing two or fewer sacks: 132-59-1
- Recording 2+ INTs: 80-22
- Recording 3+ turnovers: 78-16
- Opp. less than 40% on 3rd down: 151-53-1
- Opp. less than 30% on 3rd down: 94-21-1
- Scoring a defensive TD: 51-13
- Recording 3+ sacks: 116-36-1
- Recording 5+ sacks: 47-11-1
- Allowing 17 or fewer points: 134-27-1
- Not allowing a 100-yard rusher: 165-89-1
- Not allowing a 100-yard receiver: 140-86
- Not allowing a 300-yard passer: 181-94-1
- Not allowing a rushing TD: 134-46-1
- Not allowing a passing TD: 59-23
- Not allowing an offensive TD: 33-9
- Having a KR or PR TD: 17-11

CHIEFS GENERAL MANAGER BRETT VEACH



QUICK FACTS ON CHIEFS GM BRETT VEACH

- Brett Veach was named the seventh general manager in Kansas City Chiefs history on July 10, 2017. Veach is in his third season as an NFL general manager and his 13th year in the National Football League. Prior to being elevated, he previously served as the Chiefs Co-Director of Player Personnel.
- In his first two seasons as the GM, Veach helped the team earn AFC West titles in 2017 and 2018 as well as the number one seed in the AFC in 2018. The Chiefs defeated the Colts, 31-13, to advance to the AFC title game.
- Veach reports directly to Chiefs Chairman & CEO Clark Hunt, who had this to say upon hiring him; "Brett has a sharp football mind, a tremendous work ethic and a keen eye for finding talent. He's played a critical role in building our football team."
- He is in his seventh season with the Chiefs after originally joining the club in 2013. He was promoted to Co-Director of Player Personnel prior to the 2015 season after serving two seasons as the club's Pro and College Personnel Analyst (2013-14).
- The Mount Carmel, Pennsylvania, native, served as a Southeast Regional Scout for the Philadelphia Eagles (2011-12) after originally joining Philadelphia's Player Personnel Department as a Pro and College Scout in 2010.
- Prior to entering the scouting department, Veach was the Assistant to Head Coach Andy Reid for three seasons in Philadelphia (2007-09).
- Before joining the Eagles, Veach was the Supervisor of Intercollegiate Athletic Events at his alma mater, the University of Delaware (2005-06). He was a four-year letterman as a wide receiver for the Blue Hens, catching 99 passes for 1,470 yards (14.8 avg.). He left Delaware as the school's all-time leader in kickoff return yards with 1,558 yards. He was a standout running back for Mount Carmel High School. Wife - Alison; Children - twin sons, Elijah and Wylan, and a daughter, Ella.

VEACH IN THE NFL DRAFT AS PERSONNEL MAN

Since entering the NFL, Chiefs GM Brett Veach has been a part of personnel staffs that have drafted the below first-round picks.

Yr.	No. (Overall)	Selection (School)
2007 (PHI)	--	No First-Round Selection
2008	--	No First-Round Selection
2009	19	WR Jeremy Maclin (Missouri)
2010	13	DE Brandon Graham (Michigan)
2011	21	G Danny Watkins (Baylor)
2012	12	DT Fletcher Cox (Mississippi State)
2013 (KC)	1	T Eric Fisher (Central Michigan)
2014	23	LB Dee Ford (Auburn)
2015	18	CB Marcus Peters (Washington)
2016	--	No First-Round Selection
2017	10	QB Patrick Mahomes (Texas Tech)
2018	--	No First-Round Selection
2019	--	No First-Round Selection

NOTABLE TRANSACTIONS

After being named the new GM of the Chiefs on July 10, 2017, Brett Veach immediately started making moves. In his short time as a GM, Veach has made a number of significant moves that have contributed to KC's success.

Name	Date	How Acquired
LB Reggie Ragland	8/28/17	TR (BUF)
T Cam Erving	8/30/17	TR (CLE)
K Harrison Butker	9/26/17	FA - 17
CB Kendall Fuller	3/14/18	TR (WAS)
WR Sammy Watkins	3/15/18	FA - 18
LB Anthony Hitchens	3/15/18	FA - 18
DT Xavier Williams	3/21/18	FA - 18
S Tyrann Mathieu	3/14/19	FA - 19
DE Emmanuel Ogbah	4/1/19	TR (CLE)
DE Frank Clark	4/24/19	TR (SEA)
LB Darron Lee	5/16/19	TR (NYJ)
RB LeSean McCoy	9/2/19	FA - 19



VEACH'S NFL RECORD

Year	Reg. Season	Pct.	Playoffs	Overall	Result
2007	8-8	.500	0-0	8-8	4th in NFC East
2008	9-6-1	.594	2-1	11-7-1	2nd in NFC East; Reached NFC Championship Game
2009	11-5	.688	0-1	11-6	2nd in NFC East; Reached Wild Card Playoffs
2010	10-6	.625	0-1	10-7	1st in NFC East; Reached Wild Card Playoffs
2011	8-8	.500	0-0	8-8	2nd in NFC East
2012	4-12	.250	0-0	4-12	4th in NFC East
2013	11-5	.688	0-1	11-6	2nd in AFC West; Reached Wild Card Playoffs
2014	9-7	.563	0-0	9-7	2nd in AFC West
2015	11-5	.688	1-1	12-6	2nd in AFC West; Reached Divisional Playoffs
2016	12-4	.750	0-1	12-5	1st in AFC West; Reached Divisional Playoffs
2017	10-6	.625	0-1	10-7	1st in AFC West; Reached Wild Card Playoffs
2018	12-4	.750	1-1	13-5	1st in AFC West; Reached AFC Championship Game
2019	8-4	.667	0-0	8-4	TBD
TOTALS	123-80-1	.603	4-8	127-88-1	8 Playoff Appearances, 4 Div. Titles

CHIEFS QUARTERBACK PATRICK MAHOMES



MAHOMES STARTS HOT

Chiefs QB Patrick Mahomes earned the NFL's MVP award in 2018. His 50 TD passes in 2018 tied for the second-best mark in NFL history.

MOST TD PASSES SINGLE SEASON

Rk.	Name	Team	TDS	Year
1.	Peyton Manning	DEN	55	2013
2t.	Patrick Mahomes	KC	50	2018
	Tom Brady	NE	50	2007
4.	Peyton Manning	IND	49	2004

MAHOMES IN CHIEFS RECORD BOOK

Chiefs QB Patrick Mahomes has already cracked into the Chiefs record books with only 27 games under his belt. Below is a look at different categories where Mahomes cemented his name in Chiefs history.

CHIEFS RECORD FOR MOST TD PASSES IN SINGLE GAME

Rk.	Name	TDS	Opp.	Date
1t.	Patrick Mahomes	6	at PIT	Sept. 16, 2018
	Patrick Mahomes	6	at LAR	Nov. 19, 2018
	Len Dawson	6	DEN	Nov. 1, 1964

CHIEFS RECORD FOR TD PASSES IN A SEASON

Rk.	Name	Year	Comp.	Yds.	TD
1.	Patrick Mahomes	2018	66.0%	5,097	50
2.	Len Dawson	1964	56.2%	2,879	30
3.	Len Dawson	1962	61.0%	2,759	29

CHIEFS RECORD FOR HIGHEST PASSER RATING IN SINGLE GAME

Rk.	Name	Rtg.	Opp.	Date
1.	Alex Smith	158.3	at OAK	Dec. 15, 2013
2.	Steve Bono	156.6	at SEA	Sept. 3, 1995
3.	Patrick Mahomes	154.8	at PIT	Sept. 16, 2018

MAHOMES AMONG 2018-19 PASSING LEADERS

2018-19 PASSING YARDS

Rk.	Name	Team	Yards
1.	Matt Ryan	ATL	8,170
2.	Jared Goff	LAR	8,107
3.	Patrick Mahomes	KC	8,080
4.	Philip Rivers	LAC	7,477
5.	Dak Prescott	DAL	7,318

2018-19 PASSING TOUCHDOWNS

Rk.	Name	Team	TDs
1.	Patrick Mahomes	KC	70
2.	Russell Wilson	SEA	61
3.	Matt Ryan	ATL	55
4.	Kirk Cousins	MIN	53
5t.	Philip Rivers	LAC	49
	Deshaun Watson	HOU	49

2018-19 TOUCHDOWN-TO-INTERCEPTION DIFFERENTIAL

Rk.	Name	Team	TDS	INTS	Diff.
1.	Patrick Mahomes	KC	70	14	+56
2.	Russell Wilson	SEA	61	11	+50
3.	Aaron Rodgers	GB	47	4	+43
4.	Kirk Cousins	MIN	53	14	+39
5.	Matt Ryan	ATL	55	19	+36

2018-19 PASSER RATING

Rk.	Name	Team	Rating
1.	Drew Brees	NO	112.0
2.	Patrick Mahomes	KC	111.5
3.	Russell Wilson	SEA	111.0
4.	Deshaun Watson	HOU	104.3
5.	Kirk Cousins	MIN	104.2

2018-19 YARDS PER ATTEMPT (MIN. 10 GP)

Rk.	Name	Team	Y/A
1.	Patrick Mahomes	KC	8.67
2.	Deshaun Watson	HOU	8.19
3.	Russell Wilson	SEA	8.18
4.	Philip Rivers	LAC	8.12
5.	Jimmy Garoppolo	SF	8.09

2018-19 YARDS PER COMPLETION (MIN. 10 GP)

Rk.	Name	Team	Y/C
1.	Patrick Mahomes	KC	13.25
2.	Jameis Winston	TB	12.67
3.	Jared Goff	LAR	12.53
4.	Ryan Fitzpatrick	MIA	12.45
5.	Russell Wilson	SEA	12.31

2018-19 TD PERCENTAGE

Rk.	Name	Team	TD %
1t.	Patrick Mahomes	KC	7.5
	Russell Wilson	SEA	7.5
3.	Ryan Tannehill	TEN	6.4
4.	Lamar Jackson	BAL	6.3
5.	Drew Brees	NO	6.0

2018-19 PASS PLAYS OF 25+ YARDS

Rk.	Name	Team	25+ Yard Comp.
1.	Patrick Mahomes	KC	80
2.	Jared Goff	LAR	70
3.	Russell Wilson	SEA	65
4.	Aaron Rodgers	GB	63
5.	Philip Rivers	LAC	62

2018-19 PASSING FIRST DOWNS

Rk.	Name	Team	First Downs
1.	Matt Ryan	ATL	397
2.	Jared Goff	LAR	387
3.	Philip Rivers	LAC	380
4.	Tom Brady	NE	365
5t.	Patrick Mahomes	KC	363
	Dak Prescott	DAL	363

2018-19 REDZONE PASSING TDs (ACTIVE)

Rk.	Name	Team	RZ TDs
1t.	Patrick Mahomes	KC	43
	Russell Wilson	SEA	43
3.	Matt Ryan	ATL	39
4.	Kirk Cousins	MIN	35
5.	Deshaun Watson	HOU	34

BY THE NUMBERS - PATRICK MAHOMES VS. THE NFL

Chiefs quarterback Patrick Mahomes is in his third NFL season and second as the team's full-time signal-caller. Mahomes led the Chiefs to a 12-4 record in 2018 and the top seed in the AFC. Mahomes had 5,097 yards through the air in the 2018 season, the most in a season in franchise history, and his 50 passing touchdowns are tied for the second most all-time in a season in NFL history. In 27 career games played, Mahomes has accumulated 8,364 career passing yards and 70 career passing TDs, helping guide the Chiefs to a 8-4 mark in 2019. (Below are regular season totals)

AFC West								
Team	G	Att.	Comp.	Yds.	TD	Int.	Pct.	Rtg.
Broncos	4	125	84	967	6	2	67.2	99.7
Chargers	3	93	58	681	7	1	62.4	105.2
Chiefs	0	0	0	0	0	0	0	0
Raiders	4	135	82	1,194	11	1	60.7	113.6
Total	11	353	224	2,842	24	4	63.5	106.5

AFC East								
Team	G	Att.	Comp.	Yds.	TD	Int.	Pct.	Rtg.
Bills	0	0	0	0	0	0	0	0
Dolphins	0	0	0	0	0	0	0	0
Jets	0	0	0	0	0	0	0	0
Patriots	1	36	23	352	4	2	63.9	110.0
Total	1	36	23	352	4	2	63.9	110.0

AFC North								
Team	G	Att.	Comp.	Yds.	TD	Int.	Pct.	Rtg.
Bengals	1	39	28	358	4	1	71.8	123.7
Browns	1	32	23	375	3	1	71.9	129.0
Ravens	2	90	62	751	5	1	68.9	108.1
Steelers	1	28	23	326	6	0	82.1	154.8
Total	5	189	136	1,810	18	3	73.7	127.1

AFC South								
Team	G	Att.	Comp.	Yds.	TD	Int.	Pct.	Rtg.
Colts	1	39	22	321	1	0	56.4	91.9
Jaguars	2	71	47	691	3	2	66.2	100.1
Texans	1	35	19	273	3	1	52.7	95.6
Titans	1	50	36	446	3	0	72.0	119.3
Total	5	195	124	1,695	10	3	63.6	102.0

AFC	G	Att.	Comp.	Yds.	TD	Int.	Pct.	Rtg.
Total	22	773	507	6,735	56	12	65.6	110.7

NFC East								
Team	G	Att.	Comp.	Yds.	TD	Int.	Pct.	Rtg.
Cowboys	0	0	0	0	0	0	0	0
Eagles	0	0	0	0	0	0	0	0
Giants	0	0	0	0	0	0	0	0
Redskins	0	0	0	0	0	0	0	0
Total	0	0	0	0	0	0	0	0

NFC North								
Team	G	Att.	Comp.	Yds.	TD	Int.	Pct.	Rtg.
Bears	0	0	0	0	0	0	0	0
Lions	1	42	24	315	0	0	57.1	81.0
Packers	0	0	0	0	0	0	0	0
Vikings	0	0	0	0	0	0	0	0
Total	1	42	24	315	0	0	63.6	81.0

NFC South								
Team	G	Att.	Comp.	Yds.	TD	Int.	Pct.	Rtg.
Buccaneers	0	0	0	0	0	0	0	0
Falcons	0	0	0	0	0	0	0	0
Panthers	0	0	0	0	0	0	0	0
Saints	0	0	0	0	0	0	0	0
Total	0	0	0	0	0	0	0	0

NFC West								
Team	G	Att.	Comp.	Yds.	TD	Int.	Pct.	Rtg.
49ers	1	38	24	314	3	0	63.2	115.5
Cardinals	1	28	21	249	2	0	75.0	125.4
Rams	1	46	33	478	6	3	71.7	117.6
Seahawks	1	40	23	273	3	0	57.5	103.4
Total	4	152	101	1,314	14	3	66.4	115.9

NFC	G	Att.	Comp.	Yds.	TD	Int.	Pct.	Rtg.
Total	5	194	125	1,629	14	3	64.4	108.4

QUARTERBACK PATRICK MAHOMES - AN MVP SEASON

In his first season as the team's starting QB, Patrick Mahomes left his mark in both NFL and Chiefs record books each week. Below is a list of milestones he reached throughout the 2018 season.

Week 1 at Los Angeles Chargers (W. 38-28)

- 15 of 27 (55.5%) for 256 yards, 4 TD, 127.5 QB rating
- Earned AFC Offensive Player of the Week

Week 2 at Pittsburgh Steelers (W. 42-37)

- 23 of 28 (82.1%) for 326 yards, 6 TD, 154.8 QB rating
- Chiefs Record: 6 TD passes in a single game
- Tied QB Len Dawson's record set in 1964
- Chiefs Record: 10 TD passes in first 2 games of season
- Passed QB Len Dawson's record of 7 TDs set in 1963
- NFL Record: 10 TD passes in first 2 games of season
- Passed QBs Peyton Manning (2013), Drew Brees (2009) Charley Johnson (1965) who all had 9
- Youngest player in NFL History to pass for 6 TDs
- AFC Offensive Player of the Week

Week 3 vs. San Francisco 49ers (W. 38-27)

- 24 of 38 (63.2%) for 314 yards, 3 TD, 115.5 QB rating
- NFL Record: 13 TD passes through first 3 weeks of season
- Passed QB Tom Brady's 12 TD mark set in 2013

Week 4 at Denver Broncos (W. 27-23)

- 28 of 45 (62.2%) for 304 yards, 1 TD, 89.5 QB rating
- Chiefs Record: 1,200 passing yards through Week 4
- Passed Alex Smith's mark of 1,110 passing yards set in 2015
- AFC Offensive Player of the Month

Week 5 vs. Jacksonville Jaguars (W. 30-14)

- 22 of 38 (57.9%) for 313 yards, 0 TD, 62.7 QB rating
- Chiefs Record: 1,513 passing yards through Week 5
- Passed Alex Smith's mark of 1,391 passing yards set in 2015

Week 6 at New England Patriots (L. 43-40)

- 23 of 36 (63.9%) 352 yards, 4 TD, 110.0 QB rating
- Chiefs Record: 5 consecutive games with 300+ passing yards
- Passed QBs Trent Green (2004) and Bill Kenney's (1983) mark of four consecutive games of 300+ passing yards
- Chiefs Record: 1,865 passing yards through Week 6
- Passed Alex Smith's mark of 1,637 passing yards set in 2017

Week 7 vs. Cincinnati Bengals (W. 45-10)

- 28 of 39 (71.8%) for 358 yards, 4 TD, 123.7 QB rating
- NFL Record: 22 passing TDs through first 8 career games.
- Passed QB Kurt Warner's mark of 21 TDs (1998-99)
- Chiefs Record: 6 consecutive games with 300+ passing yards
- Passed Trent Green's mark of 4 consecutive games (2004)
- Chiefs Record: 2,223 passing yards through Week 7
- Passed Alex Smith's mark of 1,979 passing yards set in 2017
- FedEx Air NFL Player of the Week

Week 8 vs. Denver Broncos (W. 30-23)

- 24 of 34 (70.6%) for 303 yards, 4 TD, 125.0 QB rating
- NFL Record: 26 TD through first 9 career games
- Passed QB Kurt Warner's mark of 24 TDs (1998-99)
- NFL Record: 2,810 passing yards through first 9 career games
- Passed Andrew Luck's mark of 2,631 passing yards (2012)
- Chiefs Record: 7 consecutive games with 300+ passing yards
- Extends his franchise record
- FedEx Air NFL Player of the Week

Week 9 at Cleveland Browns (W. 37-21)

- 23 of 32 (71.9%) for 375 yards, 3 TD, 129.0 QB rating
- NFL Record: 29 TD through first 10 career games
- Passed QB Kurt Warner's mark of 24 TDs (1998-99).
- NFL Record: 3,185 passing yards through first 10 career games
- Passed Andrew Luck's mark of 2,965 passing yards (2012)
- Chiefs Record: 8 consecutive games with 300+ passing yards

Week 10 vs. Arizona Cardinals (W. 26-14)

- 21 of 28 (75.0%) for 249 yards, 2 TD, 125.4 QB rating
- NFL Record: 31 TD through first 11 career games
- Passed QB Kurt Warner's mark of 27 TDs (1998-99)
- NFL Record: 3,434 passing yards through first 11 career games
- Passed QB Andrew Luck's mark of 3,205 passing yards (2012)
- Chiefs Record: 31 TD passes in single season
- Passed QB L. Dawson's single-season record 30 TD passes (1964)

Week 11 at Los Angeles Rams (L. 54-51)

- 33 of 46 (71.7%) for 478 yards, 6 TD, 117.6 QB rating
- Chiefs Record: 9 games in single season with 300+ passing yards
- Passed QB Trent Green's mark of 8 games in 2004
- Chiefs Record: 6 TD passes in single game
- Tied his own franchise record set at Pittsburgh (9/16/18)
- Chiefs Record: 37 TD passes in single season
- Extends franchise record

Week 13 at Oakland Raiders (W. 40-33)

- 23 of 38 (60.5%) for 295 yards, 4 TD, 120.0 QB rating
- NFL Record: Fastest player to 4,000 passing yds (4,207 in 13 games)
- Chiefs Record: 10 games of 100.0+ passer rating in single season
- Tied QB Steve DeBerg's mark set in 1990
- Chiefs Record: 41 TD passes in single season
- Extends franchise record

Week 14 vs. Baltimore Ravens (W. 27-24)

- 35 of 53 (66.0%) for 377 yards, 2 TD, 91.5 QB rating
- Chiefs Record: 43 TD passes in single season
- Extends franchise record
- Chiefs Record: 10 games in a single season with 300+ passing yds.
- Extends franchise record

Week 15 vs. Los Angeles Chargers (L. 29-28)

- 24 of 34 (70.6%) for 243 yards, 2 TD, 110.3 rating
- Chiefs Record: 45 TD passes in single season
- Extends franchise record
- Chiefs Record: 11 games of 100.0+ passer rating in single season
- Passed QB Steve DeBerg's mark of 10 set in 1990

Week 16 at Seattle Seahawks (L. 38-31)

- 23 of 40 (57.5%) for 273 yards, 3 TD, 103.4 rating
- Chiefs Record: 48 TD passes in single season
- Extends franchise record
- Chiefs Record: 12 games of 100.0+ passer rating in single season
- Extends franchise record
- Chiefs Record: 4,816 passing yards in single season
- Passed QB Trent Green's mark of 4,591 yards set in 2004
- NFL Record: 31 TDs in road games in single season
- Passed QB Tom Brady's mark of 29 set in 2007

Week 17 vs. Oakland Raiders (W. 35-3)

- 14 of 24 (58.3%) for 281 yards, 2 TD, 109.9 rating
- Chiefs Record: 50 TD passes in single season
- Extends franchise record
- Chiefs Record: 13 games of 100.0+ passer rating in single season
- Extends franchise record
- Chiefs Record: 5,097 passing yards in single season
- Extends franchise record
- Chiefs Record: 383 passes completed in a single season
- Passed QB Trent Green's mark of 369 set in 2004

AFC Divisional Playoffs vs. Indianapolis Colts (W. 31-13)

- 27 of 41 (65.8%) for 278 yards, 1 Rushing TD, 85.2 rating
- Led Chiefs to first home playoff win since 1993 season.
- Helped advance Chiefs to first home AFC Championship appearance.

AFC Championship Game vs. New England Patriots (L. 31-37)

- 16 of 31 (51.6%) for 295 yards, 3 TDs, 117.0 rating
- Fourth-most passing yards in postseason game in team history
- Second-most TD passes in a single postseason game in club history

MISC. NOTES

Now in his second season as the Chiefs full-time signal-caller, QB Patrick Mahomes has continued his trend of performing at a high level. Below is a game-by-game breakdown of the accolades that Mahomes has accomplished in games played through Week 12 of the NFL season.

Week 1 at Jacksonville Jaguars (W. 40-26)

- Completed 25-of-33 passes (75.8%) for 378 yards, three TDs and a 143.2 passer rating, along with zero INTs.
- 211 first-half passing yards were most in NFL since QB Peyton Manning in 2004.
- Passed Pro Football HOF QB Kurt Warner for most passing yards in first 20 career games (5,759).

Week 2 at Oakland Raiders (W. 28-10)

- Completed 30-of-44 passes (68.2%) for 443 yards, four TDs and a 131.2 passer rating, along with zero INTs.
- 278 passing yards (NFL record) and four passing TDs in the second quarter broke a franchise mark.
- Guided offense to record-breaking 20th straight 26-point output.
- 821 passing yards from Week 1 to Week 2 set the franchise record for most passing yards in the first two weeks to being a season, also ranking fifth all-time in NFL history in the same category.
- Named AFC Offensive Player of the Week.
- Named FedEx Air & Ground's "Air" Player of the Week.

Week 3 vs. Baltimore Ravens (W. 33-28)

- Completed 27-of-37 passes (73.0%) for 374 yards, three TDs and a 132.0 passer rating, along with zero INTs.
- Passed Pro Football HOF QB Kurt Warner for most 300-yard passing games in a QB's first 20 career games in the Super Bowl era (13).
- 1,195 passing yards ranks through the first three games ranks fourth all-time in NFL history.
- Named FedEx Air & Ground's "Air" Player of the Week for second consecutive week.

Week 4 at Detroit Lions (W. 34-30)

- Completed 24-of-42 (57.1%) for 315 yards and zero INTs.
- Ranked third in NFL history with 1,510 passing yards through the first four games.
- Threw for at least 300 yards in 14th career game, the third most in franchise history.
- Became just the fourth QB in NFL history to throw for at least 300 yards in each of the first four games to begin a season.
- Named AFC Offensive Player of the Month (September).

Week 5 vs. Indianapolis Colts (L. 13-19)

- Completed 22-of-39 (56.4%) for 321 yards, one TD and zero INTs.
- Broke the NFL record for most passing yards without throwing an INT to being a season (Peyton Manning, 2013; 1,744).
- Recorded 300-plus passing yards for 15th career time, tying the franchise record for the second-most career 300-yard passing games in club history (Bill Kenney).

Week 6 vs. Houston Texans (L. 24-31)

- Completed 19-of-35 (52.7%) for 273 yards, three TDs and one INT.
- Recorded his 14th career outing of throwing for at least three TDs, ranking third in team history for most games with three or more TD passes.
- Threw first INT of the season in the second quarter after accumulating 1,896 passing yards on the season, advancing his NFL-record to 2,027 passing yards thrown without an INT to begin a season.

Week 7 at Denver Broncos (W. 30-6)

- Completed 10-of-19 (52.6%) for 117 yards, one TD and zero INTs.
- Surpassed 7,500 career passing yards, setting a new NFL record (24 games).

Week 10 at Tennessee Titans (L. 32-35)

- Completed 36-of-50 (72.0%) for 446 yards, three TDs and zero INTs.
- With a passer rating of 119.2, accumulated his fifth outing with at least a 115.0 passer rating this season, marking just the fourth time that a QB in their first three seasons has been able to do so in a team's first 10 games to begin a season.
- Marked his 16th career 300-yard passing performance, the second most in franchise history and third-most in NFL history in a QB's first three seasons.

Week 11 at Los Angeles Chargers (W. 24-17)

- Completed 19-of-32 (59.4%) for 182 yards and one TD.

- Rushed for a career-high 59 yards, tallying three rushing first downs.

Week 13 vs. Oakland Raiders (W. 40-9)

- Completed 15-of-29 passes (51.7%) for 175 yards and one TD.
- Rushed for at least 25 yards in second consecutive game, recording his first rushing TD of the season on a 13-yard carry.

CHIEFS EMBRACING HELMET TECHNOLOGY

The Kansas City Chiefs are among the league-leaders when it comes to the number of orders placed for the Vicis ZERO1 helmet, according to Chiefs Equipment Director Allen Wright. The helmet consists of technology that's new to the industry.

The "ZERO1" features a soft outer shell and an underlying layer of columns designed to mitigate collisions from multiple directions. It's the first helmet that's made of a flexible polymer on the outside that deforms upon impact, much like that of a bumper on a car. It reduces the overall impact to the head, and it's being used by many players around the league and the Chiefs. Kansas City currently has 24 players in Vicis helmets including: QB Patrick Mahomes, WR Sammy Watkins, K Harrison Butker, T Eric Fisher and LB Reggie Ragland among others.

In collaboration with the NFL and the NFLPA, the 2019 helmet laboratory testing performance results chart, which is posted in locker rooms across the NFL, has the ZERO1 ranked as the best helmet on the market to reduce head impact severity.



A LIFETIME OF SUNDAYS

The National Football League is celebrating its 100th season in 2019, marking a century of thrills, unforgettable moments and a cultural phenomenon that has evolved into America's favorite sport. And through it all – from the AFL-NFL merger back in 1966 to Super Bowl LIII – four incredible women have been there every step of the way.

That's the focus of NFL Films' documentary "A Lifetime of Sundays," which traces the rich history of the league through the perspectives of four female owners integral to the sport's growth: the Kansas City Chiefs' Norma Hunt, the Chicago Bears' Virginia Halas McCaskey, the Detroit Lions' Martha Ford and the Pittsburgh Steelers' Patricia Rooney. It's a one-of-a-kind glimpse into the lives of those who helped make the NFL what it is today.

"This whole process over the last year and a half has been so special," said Chiefs Chairman & CEO Clark Hunt. "I'm so glad for my mom and the other three women that these stories are being told, because each one of them has a unique perspective on the history and the development of the National Football League."



A HOT START FOR THE YOUNG QUARTERBACK

With 27 games under his belt as a starting quarterback in the National Football League, Chiefs Quarterback Patrick Mahomes has performed at a record-setting pace thus far. The below chart compares Mahomes' first 27 games of his career to some of the game's greatest quarterbacks in their first 27 starts.


Listed are Pro Football HOF QBs Brett Favre, Kurt Warner, Dan Marino, John Elway, Joe Montana, Joe Namath, Troy Aikman, Jim Kelly, Steve Young and Johnny Unitas, along with modern-era QBs Peyton Manning, Tom Brady, Drew Brees and Aaron Rodgers. Among the group, there are 10 Pro Football Hall of Famers, 12 NFL MVP Award winners, 12 Super Bowl champions and 10 Super Bowl MVPs.

PASSING YARDS (THROUGH FIRST 27 STARTS)

Name	Team	Yards
Patrick Mahomes	KC	8,364
Kurt Warner*	STL	7,782
Dan Marino*	MIA	7,542
Aaron Rodgers	GB	7,174
Peyton Manning	IND	6,691
Joe Namath*	NYJ	6,655
Jim Kelly*	BUF	6,237
Tom Brady	NE	6,073
Joe Montana*	SF	5,885
Brett Favre*	ATL/GB	5,788
Drew Brees	SD	5,392
Johnny Unitas*	BAL	5,392
John Elway*	DEN	4,989
Troy Aikman*	DAL	4,602
Steve Young*	SF	4,535

PASSING TOUCHDOWNS (THROUGH FIRST 27 STARTS)

Name	Team	TDs
Patrick Mahomes	KC	70
Dan Marino*	MIA	67
Kurt Warner*	STL	62
Aaron Rodgers	GB	50
Peyton Manning	IND	47
Johnny Unitas*	BAL	46
Tom Brady	NE	44
Joe Namath*	NYJ	42
Jim Kelly*	BUF	40
Joe Montana*	SF	36
John Elway*	DEN	33
Brett Favre*	ATL/GB	33
Drew Brees	SD	28
Steve Young*	SF	22
Troy Aikman*	DAL	22



PASS COMPLETIONS (THROUGH FIRST 27 STARTS)

Name	Team	Comp.
Patrick Mahomes	KC	632
Aaron Rodgers	GB	590
Tom Brady	NE	574
Kurt Warner*	STL	560
Dan Marino*	MIA	554
Brett Favre*	ATL/GB	553
Peyton Manning	IND	551
Joe Montana*	SF	528
Drew Brees	SD	525
Jim Kelly*	BUF	515
Joe Namath*	NYJ	455
Troy Aikman*	DAL	405
John Elway*	DEN	392
Johnny Unitas*	BAL	365
Steve Young*	SF	360

PASSER RATING (THROUGH FIRST 27 STARTS)

Name	Team	Rating
Patrick Mahomes	KC	110.3
Kurt Warner*	STL	104.7
Dan Marino*	MIA	102.8
Aaron Rodgers	GB	98.4
Tom Brady	NE	89.6
Joe Montana*	SF	87.8
Johnny Unitas*	BAL	87.8
Jim Kelly*	BUF	85.1
Brett Favre*	ATL/GB	79.6
Peyton Manning	IND	79.3
Steve Young*	SF	73.6
Drew Brees	SD	73.1
John Elway*	DEN	70.6
Joe Namath*	NYJ	65.2
Troy Aikman*	DAL	64.2

INTERCEPTIONS (THROUGH FIRST 27 STARTS)

Name	Team	INTs
Patrick Mahomes	KC	15
Aaron Rodgers	GB	18
Joe Montana*	SF	22
Steve Young*	SF	22
Tom Brady	NE	23
Dan Marino*	MIA	24
Jim Kelly*	BUF	26
Johnny Unitas*	BAL	28
Kurt Warner*	STL	31
Drew Brees	SD	31
Brett Favre*	ATL/GB	32
John Elway*	DEN	33
Troy Aikman*	DAL	36
Peyton Manning	IND	40
Joe Namath*	NYJ	52

* Denotes Pro Football Hall of Famer

MAHOMES' SPOT IN NFL RECORD BOOKS

Chiefs QB Patrick Mahomes has already made an impact in league annals through just 27 career games played. After finishing 2018 with 5,097 passing yards and 50 passing TDs, the signal-caller has entered the 2019 season by picking up right where he left off.

NFL RECORD

FASTEST TO 8,000 PASSING YARDS AND 65 PASSING TDS:

Rk.	Name	Year(s)	Games
1.	Patrick Mahomes	2017-19	25
2.	Dan Marino	1983-85	30
3.	Kurt Warner	1998-01	30

NFL RECORD

MOST CONSECUTIVE 300-YARD GAMES (SINGLE SEASON):

Rk.	Name	Year	Games
1t.	Patrick Mahomes	2018	8
	Andrew Luck	2014	8
3t.	Rich Gannon	2002	6
	Kurt Warner	2000	6
	Steve Young	1998	6

MISC. OFFENSIVE NOTES

KELCE LOGS NFL RECORD

Chiefs TE Travis Kelce recorded 103 receptions for 1,336 yards in 2018, which stood as an NFL record for single-season receiving yards by a tight end until later that day when San Francisco TE George Kittle broke his record. Kelce now owns the second-most receiving yards in a single season by a tight end in NFL history.

NFL Leaders

Single-Season Receiving Yards by a Tight End

Rk.	Tm.	Name	Year	Rec.	Yards	Avg.
1.	SF	George Kittle	2018	88	1,377	15.6
2.	KC	Travis Kelce	2018	103	1,336	13.0
3.	NE	Rob Gronkowski	2011	90	1,327	14.7
4.	NO	Jimmy Graham	2011	99	1,310	13.2
5.	SD	Kellen Winslow	1980	89	1,290	14.5



2018 CHIEFS PRO BOWL PLAYERS

The National Football League announced on Dec. 18, 2018 that six members of the Kansas City Chiefs were selected to participate in the 2019 NFL Pro Bowl. Five of those players are currently on the Chiefs roster for 2019.

Eric Fisher (Tackle) – 1st Nomination
 Tyreek Hill (Wide Receiver) – 3rd Nomination
 Travis Kelce (Tight End) – 4th Nomination
 Patrick Mahomes (Quarterback) – 1st Nomination
 Anthony Sherman (Fullback) – 1st Nomination

Chiefs DE Chris Jones, P Dustin Colquitt, K Harrison Butker, LB Anthony Hitchens and T Mitchell Schwartz were named alternates.

The 2019 Pro Bowl returned to Camping World Stadium in Orlando, Florida. The NFL is the only sports league that combines voting by fans, coaches and players to determine its all-star teams. Chiefs QB Patrick Mahomes won the AFC Offensive MVP for the Pro Bowl, earning a trophy and a car for his efforts in the game.



KELCE JOINS THE 6,000 CLUB - REC. STREAK

With 92 receiving yards in Kansas City's Week 11 game against the Chargers (11/18/19), TE Travis Kelce became just the seventh pass catcher in franchise history to cross the 6,000-yard plateau for their career, now owning 6,159 career receiving yards. He had five 100-yard receiving games in 2018.

Chiefs Record Book - Most Receiving Yards, Career

Rk.	Yards	Player	Pos.	Seasons
1.	10,940	Tony Gonzalez	TE	1997-2008
2.	7,306	Otis Taylor	WR	1965-75
3.	7,155	Dwayne Bowe	WR	2007-15
4.	6,454	Henry Marshall	WR	1976-87
5.	6,360	Carlos Carson	WR	1980-89
6.	6,341	Stephone Paige	WR	1983-91
7.	6,159	Travis Kelce	TE	2013-19

TE Travis Kelce has recorded at least one pass reception in 91 consecutive games from Week 1 of the 2014 season (Sept. 7, 2014) through Week 13 of the 2019 season, which is good enough for the second-longest streak in franchise history.

Chiefs Record Book - Consecutive Games with Reception

Rk.	Games	Player	Years
1.	131	Tony Gonzalez	Dec. 4, 2000 – Dec. 28, 2008
2.	91	Travis Kelce	Sept. 7, 2014 – Present
3.	83	Stephone Paige	Nov. 17, 1985 – Sept. 29, 1991

KELCE YARDS AFTER CATCH

Since entering the NFL in 2013, Chiefs TE Travis Kelce ranks first among all tight ends in yards after catch.

Rk.	Pos.	Name	Rec.	Yards	YAC
1.	TE	Travis Kelce	478	6,159	3,024
2.	TE	Rob Gronkowski	334	5,198	2,041
3.	TE	Jimmy Graham	425	5,121	1,945
4.	TE	Zach Ertz	507	5,563	1,852
5.	TE	Greg Olsen	406	5,035	1,769

FASTEST TO 450 RECEPTIONS & 6,000 YARDS

With 92 receiving yards in Week 11 of the 2019 season, TE Travis Kelce passed the 6,000-career receiving yards plateau. In Week 8 of the 2019 season, Kelce passed the 450-career receptions mark. With 473 receptions and 6,069 receiving yards in 91 career NFL games, Kelce became the fastest tight end in NFL history to reach 450+ receptions and 6,000+ receiving yards.

Tight End	Rec.	Yards	Games
Travis Kelce	473	6,069	91
Kellen Winslow	471	6,022	94
Rob Gronkowski	451	6,797	98
Jimmy Graham	485	6,063	100
Antonio Gates	467	6,069	105

KELCE OFF THE CHARTS

Chiefs TE Travis Kelce ranks first among all tight ends in receiving yards since Week One of the 2016 season and fifth among all players. Kelce logged career highs in 2018 with 103 catches for 1,336 yards.

NFL Leaders (Since Week 1 - 2016)

Receiving Yards

Rk.	Pos.	Name	Rec.	Yards	Avg.
1.	TE	Travis Kelce	339	4,422	13.0
2.	TE	Zach Ertz	338	3,539	10.5
3.	TE	George Kittle	185	2,579	13.9
4.	TE	Jared Cook	184	2,420	13.2
5.	TE	Jimmy Graham	206	2,412	11.7

MISC. OFFENSIVE NOTES

RELIABILITY WITH KELCE

Chiefs TE Travis Kelce's 91 consecutive games with a reception ranks tied for fifth among all active NFL players. Kelce's achievement also ranks as the longest consecutive game mark by a TE in the National Football League.

Rk.	Name	Team	Games	Date
1.	Larry Fitzgerald	ARI	238	Nov. 7, 2004 – Present
2.	Julio Jones	ATL	113	Dec. 4, 2011 – Present
3.	Golden Tate	NYG	111	Oct. 28, 2012 – Present
4.	DeAndre Hopkins	HOU	106	Sept. 9, 2013 – Present
5.	Travis Kelce	KC	91	Sept. 7, 2014 – Present
6.	Jarvis Landry	CLE	91	Sept. 14, 2014 – Present
7.	Julian Edelman	NE	82	Nov. 18, 2012 – Present

PUT IT ON THE BOARD

From 2018 through Week 13 of the 2019 season, the Chiefs rank first in the NFL in points scored per game (32.6). The club also ranks first in the NFL in first quarter points scored (218), 24 more points than the next closest team.

NFL LEADERS - POINTS PER GAME (2018-19)

Rk.	Team	Points Per Game
1.	KC	32.6
2.	LAR	28.9
3.	NO	28.6
4.	BAL	28.4
5.	NE	27.1

NFL LEADERS - 1Q PTS SCORED (2018-19)

Rk.	Team	1st Q Pts
1.	KC	218
2.	BAL	194
3.	NE	185
4.	DET	161

DOMINATING THE SECOND QUARTER

Kansas City also leads the National Football League with 120 second-quarter points through the first 13 weeks, 15 more than any other team in the NFL.

NFL LEADERS: 2Q POINTS SCORED (FIRST 13 WEEKS)

Rk.	Team	2nd Q Pts
1.	Kansas City	134
2.	Tampa Bay	119
3.	Baltimore	117
4.	Seattle	103
5.	Minnesota	100

RACKING UP THE POINTS

Since Andy Reid was named Head Coach in 2013, the Chiefs have had at least four games each season where they've scored 30 or more points. In 2018, the club scored at least 30 points 12 times, which ranked first in franchise history.

CHIEFS RECORD BOOK: MOST 30-POINT GAMES. SEASON

Rk.	Games	Seasons
1.	12	2018
2.	8	1966, 2002, 2004
3.	7	1999, 2003
4.	6	1960, 1967, 2010, 2019
5.	5	1962, 1965, 1968, 1983, 1994, 2005, 2006, 2015, 2016, 2017

MITCHELL SCHWARTZ ON A STREAK

Chiefs T Mitchell Schwartz ranks first among active offensive tackles with 124 consecutive games started in his career. Until the second quarter of KC's Week 10 game at Tennessee, Schwartz had not missed a single offensive snap in his NFL career, dating back to his rookie season in 2012. According to STATS research, Schwartz had accumulated 7,849 consecutive offensive snaps played, the most by any active player OL in the NFL.

Games	Player	Team	Cons. Snaps
124	Mitchell Schwartz	CLE/KC	7,849

ANTHONY SHERMAN ON A STREAK

Chiefs FB Anthony Sherman has been one of the most consistent players in the NFL. Sherman ranks first among active fullbacks in the NFL for consecutive games played.

NFL LEADERS, CONSECUTIVE GAMES PLAYED, FULLBACKS

Rk.	Games	Player	Team
1.	108	Anthony Sherman	Chiefs
2.	107	Patrick DiMarco	Bills

SCRIMMAGE YARDS PER GAME LEADERS

From 2018 through Week 13 of the 2019 season, the Chiefs rank first in the NFL in scrimmage yards per game.

2018-19 NFL LEADERS - SCRIMMAGE YARDS PER GAME

Rk.	Team	Scrimmage Yards Per Game
1.	KC	419.0
2.	TB	417.7
3.	BAL	412.0
4.	LAR	403.6
5.	ATL	401.5

TOO LEGIT TO COLQUITT

Kansas City Chiefs P Dustin Colquitt played his 225th game in a Chiefs uniform in the 2019 season home opener on Sept. 22, against the Baltimore Ravens.

Colquitt surpassed Chiefs Hall of Fame G Will Shields, for the most games played in franchise history. He also claims the title of playing the most regular season games by a punter with a single team in NFL history.

Colquitt was drafted by the Kansas City Chiefs in the third round (99th overall) of the 2005 NFL draft. Throughout his 15 seasons with the Chiefs, Colquitt has acquired several accolades, including a career total of 1,115 punts for 49,987 yards, which ranks third in the AFC and ninth among all-time leaders in punt yards. He is now the 16th punter in NFL history to record 1,100 or more punts in a career. Colquitt also ranks third amongst all-time leaders for punts inside the 20 with a total of 459 punts. With a net punting average of 39.8, Colquitt ranks 17th in all-time punt leaders.

His success has landed Pro Bowl appearances in following both the 2012 and 2016 seasons.



MISC. OFFENSIVE NOTES

HILL FINDING THE ENDZONE

Chiefs WR Tyreek Hill ranks first among all NFL receivers in overall touchdowns since the start of the 2016 season. Hill scored 12 receiving, one rushing and one return touchdown in 2018.

NFL Leaders (2016-19)

Overall Touchdowns by a WR

Rk.	Name	Touchdowns
1.	Tyreek Hill	39
2.	Davante Adams	38
3.	Antonio Brown	37
4.	DeAndre Hopkins	34
5.	Mike Evans	33

HILL'S 25+ YARD CATCHES

WR Tyreek Hill recorded 87 catches for 1,479 yards in 2018, including 22 catches of 25-yards or more, which ranked first in the NFL and is six more than the next person on the list.

Rk.	Name	Rec.	Yards	TD	25+
1.	Tyreek Hill	87	1,479	12	22
2t.	Mike Evans	86	1,524	8	16
	T.Y. Hilton	76	1,270	6	16
4t.	Antonio Brown	104	1,297	15	14
	Julio Jones	113	1,677	8	14
	DeAndre Hopkins	115	1,572	11	14
	Tyler Lockett	57	965	10	14

CHEETAH'S ROOKIE SEASON

Rookie WR Tyreek Hill had six receiving touchdowns in 16 games ranking him tied for first in franchise history for most receiving touchdowns by a rookie. Below is a look at the Chiefs rookie record book for receiving TDs.

Rk.	Player	TD	Season
1t.	Tyreek Hill	6	2016
	Fred Arbanas	6	1962
	Stephone Paige	6	1983
4t.	Chris Burford	5	1960
	Otis Taylor	5	1965
	Bill Jones	5	1990
	Tim Barnett	5	1991
	Dwayne Bowe	5	2007

Hill found a knack for returning punts early in his career. Through 16 games, the newcomer led the NFL in punt return yards with 592 total yards.

Rk.	Player	Team	Ret.	Yards	Avg.
1.	Tyreek Hill	KC	39	592	15.2
2.	Tavon Austin	LA	44	364	8.3
3.	Jamison Crowder	WAS	27	328	12.1
4.	Jalen Richard	OAK	34	306	9.0
5.	Brandon Tate	BUF	26	301	11.6

• According to ESPN Stats & Info, Hill became the first player with a rushing TD, receiving TD and kick return TD in a single game since Gale Sayers (1965 Bears against Vikings) with his performance against the Denver Broncos on Nov. 27, 2016.

• According to the National Football League, during Hill's kickoff return touchdown vs. Denver on Nov. 27, Hill reached a maximum speed of 22.77 miles per hour on his TD run, the fastest by a ball carrier in the NFL in 2016. Hill was clocked at 23.24 MPH in a kickoff return against Houston on Sept. 18, 2016, but the play was nullified by penalty.

HILL'S 50+ PRODUCTION

WR Tyreek Hill owns 19 plays of at least 50-yards with all but two resulting in a touchdown, including five return TDs (4 PR, 1 KR), 10 receiving TDs and two rushing TDs. Below is a list of his 50+ yard plays. He owned five such plays last season, all resulting in a TD.

Date	Opp.	50+ Yard Play
Jan. 1, 2017	@ SD	95-yard PR TD
Sept. 9, 2018	@ LAC	91-yard PR TD
Nov. 27, 2016	@ DEN	86-yard KR TD
Oct. 8, 2017	@ HOU	82-yard PR TD
Dec. 3, 2017	@ NYJ	79-yard TD reception
Dec. 8, 2016	OAK	78-yard PR TD
Oct. 14, 2018	@ NE	75-yard TD reception
Sept. 7, 2017	@ NE	75-yard TD reception
Nov. 19, 2018	@ LAR	73-yard TD reception
Dec. 25, 2016	DEN	70-yard TD rush
Dec. 18, 2016	TEN	68-yard TD rush
Dec. 30, 2018	OAK	67-yard TD reception
Oct. 19, 2017	@ OAK	64-yard TD reception
Dec. 16, 2017	LAC	64-yard TD reception
Sept. 9, 2018	@ LAC	58-yard TD reception
Oct. 17, 2019	@ DEN	57-yard TD reception
Nov. 5, 2017	@ DAL	56-yard TD reception
Dec. 24, 2017	MIA	52-yard reception
Oct. 16, 2016	@ OAK	50-yard PR

• The Chiefs are 12-6 in games that Hill records a play of 50+ yards.

• He's recorded a play of 50+ yards in 32.7 percent (18 of the 55) of the games he's played in.

• Hill has had one game with two plays of 50+ yards both resulting in touchdowns. In the club's 2018 season opener at Los Angeles, Hill recorded a 91-yard punt return and a 58-yard TD reception. Hill joined Pro Football Hall of Famer Bob Hayes (December 8, 1968 vs. Pittsburgh) and Tavon Austin (November 10, 2013 at Indianapolis) as the only players in NFL history to record a 50+ yard touchdown catch and a 90+ yard punt-return touchdown in a single game. (Credit NFL Stats)

• His 95- and 91-yard punt returns rank first and fourth, respectively, in franchise history. Hill's four career punt return TDs (all were 50+ yards) rank tied

SAMMY WATKINS RECEIVING AVG.

Since entering the NFL in 2014, WR Sammy Watkins has the sixth-most yards per catch among all active wide receivers with 200+ receptions.

Rk.	Name	Rec.	Yards	Avg
1.	DeSean Jackson	242	4,303	17.8
2.	T.Y. Hilton	410	6,531	15.9
3.	Mike Evans	461	7,199	15.6
4.	Kenny Stills	257	3,958	15.4
5.	Julio Jones	588	8,944	15.2
6.	Sammy Watkins	274	4,109	15.0
7.	John Brown	276	4,112	14.9



MISC. OFFENSIVE NOTES



MCCOY TOPS CHART FOR RUSHING YARDS

Chiefs RB LeSean McCoy ranks first in the NFL in rushing yards since entering the league in 2009.

Rk.	Player	Team	Yards
1.	LeSean McCoy	KC	11,016
2t.	Frank Gore	BUF	10,859
	Adrian Peterson	WAS	10,859
4.	Matt Forte	CHI/NYJ	8,558
5.	Chris Johnson	TEN/NYJ/ARI	8,423

MCCOY MOVES THE STICKS

McCoy ranks first among all players in rushing first downs since his rookie season in 2009.

Rk.	Player	Team	1st. Downs
1.	LeSean McCoy	KC	547
2.	Frank Gore	BUF	513
3.	Adrian Peterson	WAS	509
4.	Marshawn Lynch	BUF/SEA/OAK	414
5.	Matt Forte	CHI/NYJ	396

THROUGH THE AIR

Since entering the league in 2009, McCoy ranks third among all running backs in receiving yards and tied for fourth in receptions of 25-plus yards.

Rk.	Player	Team	Rec. Yards
1.	Darren Sproles	PHI	4,457
2.	Matt Forte	CHI/NYJ	4,195
3.	LeSean McCoy	KC	3,793
4.	Le'Veon Bell	NYJ	3,063
5.	Ray Rice	BAL	2,761

Rk.	Player	Team	Rec. of 25+
1.	Matt Forte	CHI/NYJ	26
2.	Darren Sproles	PHI	23
3.	James White	NE	19
4t.	LeSean McCoy	KC	17
	Giovani Bernard	CIN	17
	Arian Foster	HOU/MIA	17
	Todd Gurley II	LAR	17
	David Johnson	ARI	17
	Marcel Reece	OAK/SEA	17
	Ray Rice	BAL	17

MCCOY CAN HANDLE THE ROCK

McCoy leads all players in touches from scrimmage since entering the league in 2009.

Rk.	Player	Team	Touches
1.	LeSean McCoy	KC	2,932
2.	Frank Gore	BUF	2,882
3.	Adrian Peterson	WAS	2,614
4.	Matt Forte	CHI/NYJ	2,531
5.	Chris Johnson	TEN/NYJ/ARI	2,176

LEADER OF THE DECADE

McCoy leads all NFL players with 85 scrimmage TDs scored since 2010, also leading the pack with 13,864 scrimmage yards in the past decade.

Rk.	Player	Team	Scrim. TDs
1.	LeSean McCoy	KC	85
2.	Rob Gronkowski	NE	80
3t.	Antonio Brown	PIT/NE	75
	Marshawn Lynch	BUF/SEA/OAK	75
5.	Jimmy Graham	GB	74
6t.	Dez Bryant	DAL	73
	Adrian Peterson	WAS	73

MCCOY RANKS AMONG SCRIMMAGE LEADERS

Since entering the league in 2009, McCoy ranks first in scrimmage yards and second in TDs from scrimmage among all players.

Rk.	Player	Team	Scrim. Yards
1.	LeSean McCoy	KC	14,809
2.	Frank Gore	BUF	13,314
3.	Adrian Peterson	WAS	12,787
4.	Matt Forte	CHI/NYJ	12,753
5.	Julio Jones	ATL	11,799

Rk.	Player	Team	Scrim. TDs
1.	Adrian Peterson	WAS	91
2.	LeSean McCoy	KC	89
3.	Rob Gronkowski	NE	80
4.	Marshawn Lynch	BUF/SEA/OAK	77
5.	Antonio Brown	PIT/NE	75

MCCOY LEADS IN RUSHES OF 10+

Over the past 10 seasons, McCoy leads all players in total rushes from scrimmage of 10-plus yards.

Rk.	Player	Team	Rush. of 10+
1.	LeSean McCoy	KC	314
2.	Adrian Peterson	WAS	292
3.	Frank Gore	BUF	261
4.	Matt Forte	CHI/NYJ	210
5.	Marshawn Lynch	BUF/SEA/OAK	209

MCCOY RANKS AMONG THE GREATS

Through just 10 accrued seasons, McCoy ranks 22nd in NFL history with 11,016 career rushing yards. Among all active players, McCoy ranks third on the list behind Bills RB Frank Gore and Redskins RB Adrian Peterson.

Players ahead of McCoy on the list feature 15 Pro Football Hall of Famers (*).

Rk.	Player	Team	Rush. Yds
1.	Emmitt Smith*	DAL/ARI	18,355
2.	Walter Payton*	CHI	16,726
3.	Frank Gore	BUF	15,300
4.	Barry Sanders*	SF	15,269
5.	Curtis Martin*	NE/NYJ	14,101
6.	Adrian Peterson	WAS	13,960
7.	LaDainian Tomlinson*	SD/NYJ	13,684
8.	Jerome Bettis*	LAR/STL/PIT	13,662
9.	Eric Dickerson*	LAR/IND	13,259
10.	Tony Dorsett*	DAL/DEN	12,739
11.	Jim Brown*	CLE	12,312
12.	Marshall Faulk*	IND/STL	12,279
13.	Edgerrin James	IND/ARI/SEA	12,246
14.	Marcus Allen*	LAA/KC	12,243
15.	Franco Harris*	PIT/SEA	12,120
16.	Thurman Thomas*	BUF/MIA	12,074
17.	Fred Taylor	JAX/NE	11,695
18.	Steven Jackson	STL/ATL/NE	11,438
19.	John Riggins*	NYJ/WAS	11,352
20.	Corey Dillon	CIN/NE	11,241
21.	O.J. Simpson*	BUF/SF	11,236
22.	LeSean McCoy	KC	11,016

CHIEFS DEFENSIVE NOTES

CHIEFS TAKEAWAYS UNDER REID

Dating back to 2013 when Chiefs Head Coach Andy Reid arrived in Kansas City, the Chiefs defense ranks first in the AFC and second in the NFL when it comes to forcing opponent turnovers, tallying 181 total takeaways.

Rk.	Team	Games	Takeaways
1.	CAR	108	186
2.	KC	108	184
3.	SEA	108	183
4.	PHI	108	175
5.	NE	108	173
6.	LAR	108	172

POINTS PER GAME ALLOWED

Dating back to 2013, Kansas City's defense ranks fourth in the NFL in allowing opposing teams to score just 20.5 points per game.

Rk.	Team	PPG
1.	New England Patriots	18.4
2.	Seattle Seahawks	18.9
3.	Baltimore Ravens	20.2
4.	Kansas City Chiefs	20.5
5.	Minnesota Vikings	21.1

PASSES DEFENSED

Going back to 2013, the club ranks first in the NFL for most passes defended with 566 passes defended.

Rk.	Team	PD
1.	Kansas City Chiefs	570
2.	Buffalo Bills	557
3.	Philadelphia Eagles	554
4.	Cincinnati Bengals	544

RUSHING TOUCHDOWNS ALLOWED

Since 2013, the Chiefs have allowed only 76 rushing touchdowns, which ranks tied for fifth in the AFC during that span.

Rk.	Team	Rushing TDs Allowed
1.	New England Patriots	49
2.	Baltimore Ravens	68
3.	Houston Texans	69
4.	New York Jets	74
5t.	Denver Broncos	76
	Kansas City Chiefs	76

OPPONENT COMPLETION PERCENTAGE

Dating back to 2013, Kansas City's pass defense is allowing opposing quarterbacks to complete just 59.1 percent of passes, ranking first in the NFL.

Rk.	Comp. %	Team
1.	59.1	Kansas City Chiefs
2.	59.9	New England Patriots
3.	60.3	Buffalo Bills
4.	60.6	Denver Broncos
5.	61.1	Baltimore Ravens

OPPONENT PASSER RATING

Since 2013, the Chiefs are holding opposing teams to a 82.9 passer rating, placing the unit fourth in the NFL during that time span.

Rk.	Passer Rtg	Team
1.	79.8	Buffalo Bills
2.	80.8	Seattle Seahawks
3.	82.4	New England Patriots
4.	82.9	Kansas City Chiefs
5.	83.6	Denver Broncos

INTS SINCE 2013

The Chiefs rank tied for third in the NFL with 110 interceptions since 2013, returning those interceptions for a league-best 1,943 yards and 18 TDs.

Rk.	INTs	Team
1.	113	Buffalo Bills
2.	111	Carolina Panthers
3.	110	Kansas City Chiefs
4.	108	New England Patriots
5.	106	Cincinnati Bengals

INT RETURN TDS SINCE 2013

The Chiefs have returned 18 of their 110 interceptions for touchdowns since 2013, the most in the NFL over that span.

Rk.	INT TDs	Team
1.	18	Kansas City Chiefs
2.	15	Chicago Bears
3t.	14	Arizona Cardinals
	14	Denver Broncos
	14	Houston Texans
	14	Los Angeles Rams
7.	13	Tampa Bay Buccaneers

DEFENSE GETS HOME

Getting after the opposing quarterback has been a point of pride for the Kansas City Chiefs. The Chiefs defense tied for the NFL lead in 2018 with 52.0 total sacks, as DT Chris Jones ranked third in the NFL with 15.5 sacks. The Chiefs defensive unit collected 9.0 sacks in Week 7, the most in a single game since 2013, and added a 5.0 sack performance in Week 8.

2019 Chiefs Sack Leaders

DT Chris Jones	6.0
DE Emmanuel Ogbah	5.5
DE Frank Clark	5.0
DE Tanoh Kpassagnon	4.0
DE Alex Okafor	3.0

Multiple Sacks from Weeks 7-8

DE Frank Clark	2.0
LB Anthony Hitchens	2.0
DE Tanoh Kpassagnon	2.0
DE Emmanuel Ogbah	2.0
DE Alex Okafor	2.0

GLOBAL TIES

The 2019 Chiefs roster has several global ties, including three internationally born players.

• **G Laurent Duvernay-Tardif** is from Quebec, where he attended McGill University and became just the second player out of McGill to be drafted into the NFL. Sticking to his Canadian roots during the 2018 PyeongChang Winter Olympics, **Duvernay-Tardif** served as a reporter for the Canadian Broadcasting Corporation.



• Despite not being born internationally, **LB Tanoh Kpassagnon** spent his summers visiting his father, an economist in Ivory Coast.

• After **S Daniel Sorensen's** freshman season at BYU in 2008, he missed the next two football seasons while he was serving in the Costa Rica San Jose Mission from 2010-11.

• Five Chiefs players on the roster have roots in Nigeria. **DE Emmanuel Ogbah** was born in Lagos, Nigeria, and moved with his family to Texas when he was nine years old. **DT Derrick Nnadi** and **DE Alex Okafor** are both first generation Americans whose parents immigrated to the United States from Nigeria.

CHIEFS DEFENSIVE NOTES

CHIEFS DEFENSE NO STRANGER TO END ZONE

Below is a look at Kansas City's most recent defensive touchdowns. Kansas City is 122-30-2 (.799) when producing a defensive score. KC is 113-27-1 (.805) when scoring a defensive TD and 14-3-1 (.806) when recording a safety. Kansas City's defense ranks third in the NFL in scoring defense since 2013.

Defensive Scores Under Head Coach Andy Reid

Date	Opponent	Defensive Score	Result
12/1/19	OAK	S Juan Thornhill 46-yd INT return	W, 40-9
10/17/19	@ DEN	LB Reggie Ragland 5-yd fum return	W, 30-6
9/29/19	@ DET	CB B. Breeland 100-yd fum. return	W, 34-30
12/30/18	OAK	S Dan Sorensen 54-yd INT return	W, 35-3
11/19/18	@ LAR	DE Allen Bailey 2-yd fum. return	L, 51-54
10/21/18	CIN	S Ron Parker 33-yd INT return	W, 45-10
10/7/18	JAX	DL Chris Jones 20-yd INT return	W, 30-14
12/31/17	@ DEN	LB Ramik Wilson 11-yd fum. return	W, 27-24
10/30/17	DEN	CB Marcus Peters 45-yd fum. return	W, 29-19
10/2/17	WAS	LB Justin Houston 13-yd fum. return	W, 29-20
12/4/16	@ ATL	S Eric Berry 37-yd INT return	W, 29-28
11/27/16	@ DEN	LB Justin Houston safety (R. Okung)	W, 30-27
11/13/16	@ CAR	S Eric Berry 42-yd INT return	W, 20-17
10/23/16	NO	S Daniel Sorensen 48-yd INT return	W, 27-21
9/25/16	NYJ	LB Derrick Johnson 55-yd INT return	W, 24-3
12/20/15	@ BAL	CB Marcus Peters 90-yd INT return	W, 34-14
12/20/15	@ BAL	S Tyvon Branch 73-yd fumble return	W, 34-14
12/6/15	@ OAK	S Tyvon Branch 38-yd INT return	W, 34-20
11/22/15	SD	LB Justin Houston 17-yd INT return	W, 33-3
10/11/15	CHI	LB Ramik Wilson FR in endzone	L, 18-17
9/17/15	DEN	CB Marcus Peters 55-yd INT return	L, 31-24
9/29/14	NE	S Husain Abdullah 39-yd INT return	W, 41-14
12/15/13	@ OAK	S Eric Berry 47-yard INT return	W, 56-31
11/3/13	@ BUF	LB Tamba Hali 11-yard fumble return	W, 23-13
11/3/13	@ BUF	CB Sean Smith 100-yd INT return	W, 23-13
10/13/13	OAK	S Husain Abdullah 44-yd INT return	W, 24-7
9/19/13	@ PHI	S Eric Berry 38-yd INT return	W, 26-16
9/8/13	@ JAX	LB Tamba Hali 10-yd INT return	W, 28-2

CHIEFS EXCEL WHEN SACKING THE QB

The Chiefs have placed an emphasis on putting pressure on opposing quarterbacks. Kansas City has recorded 6.0 or more team sacks 60 times in team history. In those 60 games, Kansas City has a 54-5-1 (.908) record and has outscored its opponents 1,759-725.

Record When Recording 6.0 or More Team Sacks

Date	Opponent	Sacks	Yds	Result
12/4/1960	Houston	7.0	54	W, 24-0
12/18/1960	Buffalo	6.0	37	W, 24-7
9/23/1962	@ Oakland	6.0	67	W, 26-16
12/8/1963	Denver	6.0	47	W, 52-21
12/14/1963	Boston	6.0	54	W, 35-3
11/8/1964	Oakland	7.0	65	W, 42-7
10/31/1965	Oakland	6.0	62	W, 14-7
10/8/1967	Miami	7.0	77	W, 41-0
9/28/1968	@ Miami	6.0	55	W, 48-3
11/10/1968	@ Cincinnati	6.0	35	W, 16-9
12/8/1968	@ San Diego	6.0	61	W, 40-3
12/14/1968	@ Denver	7.0	78	W, 30-7
10/26/1969	Cincinnati	6.0	23	W, 42-22
11/2/1969	@ Buffalo	9.0	93	W, 29-7
9/28/1970	@ Baltimore	7.0	73	W, 44-24
12/6/1970	Denver	6.0	45	W, 16-0
10/1/1972	@ Denver	8.0	63	W, 45-24
11/12/1973	Chicago	6.0	64	W, 19-7
12/2/1973	Cleveland	7.0	50	T, 20-20
9/23/1979	Oakland	7.0	55	W, 35-7
10/5/1980	@ Oakland	6.0	54	W, 31-17
11/13/1983	Cincinnati	7.0	49	W, 20-15
11/27/1983	@ Seattle	6.0	40	L, 48-51 (OT)
9/30/1984	Cleveland	11.0	78	W, 10-6
12/8/1985	Atlanta	7.0	53	W, 38-10
9/21/1986	Houston	7.0	42	W, 27-13
9/23/1990	@ Green Bay	6.0	35	W, 17-3
10/7/1990	@ Indianapolis	7.0	62	L, 19-23
11/11/1990	Seattle	9.0	70	L, 16-17
12/2/1990	@ New England	6.0	44	W, 37-7
10/7/1991	Buffalo	6.0	43	W, 33-6
11/17/1991	Denver	6.0	47	L, 20-24
10/11/1992	Philadelphia	6.0	39	W, 24-17
11/8/1992	San Diego	6.0	56	W, 16-14
12/27/1992	Denver	6.0	56	W, 42-20
10/3/1993	LA Raiders	6.0	46	W, 24-9
10/17/1994	@ Denver	6.0	30	W, 31-28
10/1/1995	@ Arizona	7.0	68	W, 24-3
9/15/1996	@ Seattle	7.0	18	W, 35-17
11/16/1997	Denver	6.0	38	W, 24-22
12/7/1997	Oakland	6.0	45	W, 30-0
12/14/1997	@ San Diego	7.0	34	W 29-7
9/6/1998	Oakland	10.0	58	W, 28-8
12/26/1998	@ Oakland	6.0	44	W, 31-24
9/17/2000	San Diego	6.0	31	W, 42-10
11/26/2000	@ San Diego	6.0	28	L, 16-17
12/10/2000	Carolina	6.0	18	W, 15-14
12/8/2002	St. Louis	7.0	49	W, 49-10
12/4/2011	Chicago	7.0	45	W, 10-3
9/8/2013	@ Jacksonville	6.0	50	W, 28-2
9/19/2013	@ Philadelphia	6.0	34	W, 26-16
10/13/2013	Oakland	9.0	63	W, 24-7
12/8/2013	@ Washington	6.0	31	W, 45-10
10/26/2014	St. Louis	7.0	44	W, 34-7
12/28/2014	San Diego	7.0	42	W, 19-7
11/1/2015	Detroit	6.0	32	W, 45-10
1/3/2016	Oakland	6.0	37	W, 23-17
10/30/2016	@ Indianapolis	6.0	38	W, 30-14
9/17/2017	Philadelphia	6.0	34	W, 27-20
10/17/2019	@ Denver	9.0	79	W, 30-6



SPECIAL TEAMS NOTES

BUTKER'S BOOTS

In his rookie season in 2017, K Harrison Butker recorded 142 points, ranking first in franchise history for most points by a kicker in a single season, passing Nick Lowery's previous mark of 139 set in 1990. His 142 points ranked third in franchise history for most points in a single-season by a player at any position. Butker holds the franchise record for most field goals in a season with 38 (2017). He converted a field goal in 13 consecutive games in 2017, the second-longest individual streak in a single-season in franchise history.

CHIEFS MOST POINTS, SEASON, KICKER

Rk.	Pts.	Player	Year
1.	142	Harrison Butker	2017
2.	139	Nick Lowery	1990
3.	137	Harrison Butker	2018
4t.	129	Jan Stenerud	1968
	129	Cairo Santos	2015
	129	Cairo Santos	2016

CHIEFS MOST POINTS, SEASON

Rk.	Pts.	Player	Year
1.	162	Priest Holmes	2003
2.	144	Priest Holmes	2002
3.	142	Harrison Butker	2017
4.	139	Nick Lowery	1990
5.	137	Harrison Butker	2018

BUTKER KEEPING PACE

In his first three NFL seasons, K Harrison Butker has recorded at least 100 points each season and has accumulated 391 total points through Week 13 of the 2019 season. Butker's 391 career points rank fourth in league annals for the most points scored in a player's first three NFL seasons.

NFL RECORD BOOK: POINTS SCORED, FIRST 3 SEASONS

Rk.	Player	Points	Team
1.	Wil Lutz	409	NO
2.	Justin Tucker	401	BAL
3.	Mason Crosby	397	GB
4.	Harrison Butker	391	KC
5.	Dan Bailey	390	DAL

QUALITY SPECIAL TEAMS PLAY

Over the past seven seasons (2013-19) under Special Teams Coordinator Dave Toub, the Chiefs special teams units have performed consistently. In fact, over the seven-year span, the club leads the league in kick return average and ranks second in punt return average. Additionally, the Chiefs have a combined 11 return touchdowns, which also ranks first in the NFL.

Rk.	Team	KR	Yds.	Avg.	TDs
1.	Kansas City	286	7,166	25.1	4
2t.	Minnesota	256	6,383	24.9	5
	Baltimore	231	5,752	24.9	3
4.	Cincinnati	264	6,494	24.6	1
5.	Indianapolis	227	5,428	23.9	1

Rk.	Team	PR	Yds.	Avg.	TDs
1.	Baltimore	233	2,511	10.8	4
2.	Kansas City	273	2,901	10.6	7
3.	Minnesota	207	2,101	10.1	4
4t.	Chicago	187	1,802	9.6	4
	Philadelphia	208	1,999	9.6	4

Rk.	Team	PR TDs	KR TDs	Tot TDs
1.	Kansas City	7	4	11
2.	Minnesota	4	5	9
3.	Philadelphia	4	4	8
4t.	Baltimore	4	3	7
	Detroit	5	2	7

COLQUITT INSIDE THE 20

Dating back to 2005, Chiefs P Dustin Colquitt leads all NFL punters in pinning opponents inside of their own 20-yard line. His current mark of 459 stands as a Chiefs franchise record.

Rk.	Player	TM	Punts	Avg.	In. 20	Net Avg.
1.	Dustin Colquitt	KC	1,115	44.8	459	39.8
2.	Andy Lee	ARI	1,276	46.6	420	39.3
3.	Sam Koch	BAL	1,030	45.4	398	39.2
4.	Donnie Jones	---	1,131	45.5	373	39.6
5.	Shane Lechler	---	1,084	48.1	355	40.0

COLQUITT PINS OPPONENTS

Chiefs P Dustin Colquitt finished tied for first in the NFL for most punts inside the 20-yard line with 35 in 2013. Colquitt set a personal single-season career high, a team record and was one punt shy of tying an NFL record for most punts inside the 20 with 45 in 2012. In 2014, 30 of his 66 punts landed inside the opponent's 20. He had 37 in 2015. In 2016, he landed 37 inside the 20. In 2017, he had 29 inside the 20. Colquitt landed 21 inside the 20 in 2018.

He is the Chiefs all-time leader in punts inside of the opponent's 20 with 459.

NFL RECORD BOOK: PUNTS INSIDE 20, SINGLE SEASON

Rank	Inside 20	Player	Year
1.	51	Johnny Hekker (LAR)	2016
2.	46	Dave Zastudil (ARI)	2012
3.	45	Dustin Colquitt (KC)	2012

CHIEFS RECORD BOOK: PUNTS INSIDE 20, CAREER

Rank	Inside 20	Player	Years
1.	459	Dustin Colquitt	2005-19
2.	117	Louie Aguiar	1994-98
3.	62	Bryan Barker	1990-93
4.	58	Jim Arnold	1983-85
5.	54	Kelly Goodburn	1987-90

KICK RETURN RECORD

The NFL record for highest kickoff return average in a single season was previously 29.4, set by the 1972 Chicago Bears. Under Special Teams Coordinator Dave Toub, the Chiefs took over the top mark in NFL history in 2013, averaging 29.9 yards per return.

NFL RECORD BOOK: KICKOFF RETURN AVERAGE, SEASON

Rk.	Team	Avg.	Year
1.	Tennessee	32.0	2018
2.	Kansas City	29.9	2013
3.	Chicago	29.4	1972

HILL MAKING HISTORY

Chiefs wide receiver and return specialist Tyreek Hill has a knack for finding the end zone when teams kick to him. In 55 career games played, he has returned five kicks for scores. Below is where he ranks in team history.

NFL RECORD BOOK: CAREER RETURNS FOR TDs

Rk.	Player	PR	KR	Total
1.	Dante Hall	5	6	11
2.	Tamarick Vanover	4	4	8
3.	Tyreek Hill	4	1	5
4.	J.T. Smith	4	0	4
5.	Dexter McCluster	3	0	3

2019 OFFSEASON NOTES

QB PATRICK MAHOMES CLEANS UP 2018 AWARDS

First-year starting QB Patrick Mahomes led the Kansas City Chiefs to the team's first AFC Championship Game appearance since 1993, ultimately being recognized for his seasonal efforts with a plethora of acknowledgments.

The 23-year-old Mahomes became the youngest NFL Most Valuable Player Award recipient since Pro Football Hall of Famer Dan Marino (1984) at NFL Honors, one week removed from being named MVP of the Pro Bowl Game where he helped lead the AFC to a convincing victory over the NFC, 26-7. Mahomes became the first MVP Award recipient in Chiefs history shortly after receiving his First-Team All-Pro nod.

Continuing recognition at the highest level across the National Football League, Mahomes was awarded the ESPY for Best NFL Player and was named AFC Offensive Player of Year at the 101 Awards. In the final puzzle piece to close the door to the 2018 NFL season, Mahomes ranked No. 4 in the NFL's Top 100 Players of 2019 poll, as voted on by the players.

CHIEFS NAME SPAGNUOLO NEW DC

Head Coach Andy Reid and the Kansas City Chiefs announced on Jan. 24 that the club had hired former NFL head coach and long-time NFL assistant coach Steve Spagnuolo as Defensive Coordinator.

"Steve is a bright defensive mind with a lot of coaching experience and success in our league," Chiefs Head Coach Andy Reid said. "I know him well from our time together in Philadelphia and I feel that his leadership skills and teaching abilities, combined with his scheme, will be a great fit for our team as we move forward."

Spagnuolo now brings more than 36 years of coaching experience across the collegiate and professional ranks to the Chiefs, including a tenure of two decades in the NFL. Prior to joining the Chiefs, Spagnuolo served as the defensive coordinator for the New York Giants for three seasons (2015-17) and was named the Giants interim head coach for the final four weeks of the 2017 season. His three years coordinating New York's defense marked his second stint in that role as he served as the Giants defensive coordinator from 2007-08. Spagnuolo's defense helped lead the Giants to a 17-14 victory over the previously undefeated Patriots in Super Bowl XLII.

After his first stop with the Giants (2007-08), Spagnuolo was hired as head coach of the St. Louis Rams, where he spent three seasons at the helm (2009-11). He also had a stint as defensive coordinator of the New Orleans Saints (2012) and spent two seasons on the defensive staff of the Baltimore Ravens, first as a senior defensive assistant (2013) and then as assistant head coach/secondary coach (2014).

Spagnuolo broke into the NFL under Kansas City Chiefs Head Coach Andy Reid when Reid held the same position with the Philadelphia Eagles (1999-2012). Spagnuolo spent eight seasons (1999-2006), holding the positions of defensive assistant/quality control coach (1999-2000), defensive backs coach (2001-03) and linebackers coach (2004-06). While with the Eagles, Spagnuolo was part of four consecutive NFC East titles, reached four straight conference title games and earned a Super Bowl appearance following the 2004 season.



CHIEFS BOLSTER ROSTER WITH MOVES ON DEFENSE

The Kansas City Chiefs made quick work in the unrestricted free agency period of the offseason, signing S Tyrann Mathieu one day after the opening of the official signing period. Just over one month later, the additions continued on the defensive side of the ball as General Manager Brett Veach and the personnel staff orchestrated a trade with the Seattle Seahawks to acquire DE Frank Clark.

"Tyrann's a player we've had our eyes on for a while now, and we're excited about him joining our team," Chiefs General Manager Brett Veach said. "He's versatile and tough, with a lot of playmaking ability. He'll be a great addition to our secondary."

"Brett and his staff did a tremendous job working to get Tyrann here in Kansas City," Chiefs Head Coach Andy Reid said. "He's a talented player and very physical on the football field. We are excited to get started working with him this offseason."

With the acquisition of Clark, the Chiefs established a presence on the edge to fit new Defensive Coordinator Steve Spagnuolo's style and system.

"We're happy to add Frank to our team," Chiefs Head Coach Andy Reid said. "Competing against him and watching his film, you can see how physical and impressive he is in both the run and the pass game. He's young and has consistently played at a high level since he entered the league. Congrats to Brett and his team, as well as Frank's representatives on getting this deal done."



CHIEFS EXTEND BUTKER AND SCHWARTZ

The Kansas City Chiefs reached agreements to extend the contracts of both K Harrison Butker and T Mitchell Schwartz.

Butker, the former seventh-round pick out of Georgia Tech by the Carolina Panthers in 2017, was originally signed by the Chiefs from the Panthers practice squad two seasons ago. Before culminating the offseason, the Chiefs and Butker mutually agreed to a five-year contract extension.

Butker has converted 62-of-69 career field goals in his two seasons for the Chiefs, garnering a nomination on the PFWA All-Rookie team in 2017. Butker was also named the AFC's Special Teams Player of the Month for December of the 2017 season. Butker's contribution of 137 points in 2018 added to the team's franchise-record of 565 total points scored, which ranked third all-time in NFL history.

A key piece of the offensive unit that assisted in scoring the most points in franchise history was T Mitchell Schwartz, who also agreed to an extension prior to the commencement of the 2019 season. By agreeing to the extension, Schwartz's current deal currently has him as a member of the Chiefs through the 2021 season.

Schwartz earned a First-Team All-Pro nod following the 2018 season. The former second-round pick in the 2012 NFL Draft by the Cleveland Browns has recorded 112 consecutive starts since entering the league in 2012 and owns the highest current streak of consecutive snaps in the NFL (7,397).

2019 KANSAS CITY CHIEFS DRAFT CLASS

WR Mecole Hardman was selected as the first of two second-round picks for the Chiefs (56th overall). Hardman hauled in 59 catches for 950 yards and 11 touchdowns in his last 29 games for the Georgia Bulldogs, averaging 16.1 yards per catch. He tallied seven catches of 30+ yards and four of at least 50+ yards in 2018.

DB Juan Thornhill was tabbed as the Chiefs' second and final second-round pick of the 2019 NFL Draft. Thornhill was selected 63rd overall out of the University of Virginia. Thornhill was a three-year starter at UVA, tallying 208 tackles, 39 passes defended, 13 INTs, 12.0 tackles-for-loss, 1.5 sacks and a forced fumble from 2016-18. He entered his senior season on the Nagurski and Bednarik watch lists and finished his career at Virginia as an AP All-ACC selection in 2018.

DL Khaleke Saunders rounded out the Day 2 picks for the Chiefs, as Kansas City selected Saunders with the 84th overall selection out of Western Illinois. Saunders racked up 25 tackles-for-loss and 14.0 sacks over the last two seasons for the Leathernecks, earning AP FCS Second-Team All-American honors as a senior. Following his efforts at the FCS level, Saunders also earned an invite to the 2019 Senior Bowl in Mobile, Ala.

DB Rashad Fenton was selected with one of the team's two sixth-round picks in the 2019 NFL Draft. Fenton was taken with the 201st overall selection out of the University of South Carolina. Fenton tallied a team-leading three interceptions in 2018 to go along with 34 tackles, six pass breakups and 2.5 tackles-for-loss. Fenton appeared in 48 games (30 starts) over the course of his four-year career for the Gamecocks, recording 122 tackles, 24 passes defended, five picks and a forced fumble.

RB Darwin Thompson was chosen by the Chiefs with the 214th overall pick on the team's second sixth-round selection. Thompson played just one season at Utah State, but tallied 1,044 rushing yards and 14 scores in 2018, averaging 6.8 yards per attempt, good for the 13th-best mark in the country. Contributing out of the backfield, Thompson hauled in 23 passes or 351 yards and two touchdowns to earn second-team All-Mountain West honors.

G Nick Allegretti was selected in the seventh round (216th overall) by the Chiefs out of the University of Illinois. Allegretti was a two-time captain at Illinois over his four-year career, earning Second-Team All-Big 10 honors from the media in 2018. He didn't miss a start over his final three years on the team. Allegretti also won the 2019 Big 10 Medal of Honor, which is awarded to one student athlete from the graduating class at each university who excelled both on and off the field. He was a four-time member of the Academic All-Big Ten, as well.

SPAGNUOLO ROUNDS OUT DEFENSIVE STAFF

Defensive Coordinator Steve Spagnuolo and the Kansas City Chiefs enter 2019 with a defensive coaching staff that features members with scheme and organizational familiarity, along with championship experience.

DEFENSIVE COACHING STAFF

Steve Spagnuolo – Defensive Coordinator
Brendan Daly – Run Game Coordinator/Defensive Line
Matt House – Linebackers
Dave Merritt – Defensive Backs
Sam Madison – Defensive Backs/Cornerbacks
Britt Reid – Linebackers/Outside Linebackers
Terry Bradden – Defensive Quality Control
Alex Whittingham – Defensive Quality Control
Connor Embree – Defensive Assistant

Daly, House, Merritt, Madison and Embree will be joining the Chiefs staff for the first time in each of their careers, while Reid, Bradden and Whittingham will be returning to the defensive staff in 2019.

Brendan Daly begins his first season with the Kansas City Chiefs in 2019 as the club's Run Game Coordinator/Defensive Line Coach after serving four seasons as the Defensive Line Coach for the New England Patriots. Daly spent three seasons (2009-11) with Chiefs Defensive Coordinator and then-Rams Head Coach Steve Spagnuolo as the Defensive Line Coach in St. Louis.

Matt House, entering his first season as Linebackers Coach of the Chiefs, served as Defensive Coordinator/Insider Linebackers Coach for the past two seasons at the University of Kentucky.

Dave Merritt will tutor the DBs in 2019. He joins Kansas City after spending last season as the Defensive Backs Coach with the Arizona Cardinals. Before coaching in Arizona, Merritt spent 14 seasons with the New York Giants, where he was a Defensive Assistant (2004-05) and Secondary/Safeties Coach (2006-17), winning Super Bowls XLII and XLVI. With the Giants, Merritt worked under Defensive Coordinator Steve Spagnuolo.

Sam Madison will serve the Chiefs in 2019 as the Defensive Backs/Cornerbacks Coach. Madison played cornerback in the National Football League for 12 seasons, the first nine with the Miami Dolphins (1997-2005). Following his time in Miami, Madison played three seasons with the New York Giants (2006-08), two came under Defensive Coordinator Steve Spagnuolo and all three under Defensive Backs Coach David Merritt. During their time together, Madison, Spagnuolo and Merritt won Super Bowl XLII.

NEW TO THE KINGDOM

Since the beginning of 2019, the Kansas City Chiefs signed/traded for a number of players to bolster the roster heading into the regular season.

Pos.	Name	Last Team	How Acquired
TE	Blake Bell	Minnesota	Signed
CB	Morris Claiborne	N.Y. Jets	Signed
DE	Frank Clark	Seattle	Trade
LB	Darron Lee	N.Y. Jets	Trade
DB	Tyrann Mathieu	Houston	Signed
RB	LeSean McCoy	Buffalo	Signed
DE	Emmanuel Ogbah	Cleveland	Trade
DE	Alex Okafor	New Orleans	Signed
LB	Damien Wilson	Dallas	Signed



KANSAS CITY AWARDED 2023 NFL DRAFT

The NFL announced that Kansas City was selected to host the 2023 NFL Draft at the annual Spring League Meeting in Key Biscayne, Fla. The 2023 NFL Draft will take place in Kansas City in the iconic area around Union Station and the National World War I Museum and Memorial, bringing fans together to celebrate one of the most-anticipated sports events of the year.

"We are excited to work with the Kansas City Chiefs and the City of Kansas City to showcase the area for a week-long celebration of football that will be watched by millions of fans," said NFL Commissioner Roger Goodell.

"This is a historic day for Kansas City and Chiefs Kingdom, and we are thrilled to be named the host city for the 2023 NFL Draft," said Clark Hunt, Chairman & CEO of the Kansas City Chiefs.

CHIEFS MISCELLANEOUS NOTES

OWNERSHIP OF 50+ YEARS

The Chiefs are one of only six current NFL franchises that have been owned by the same individual family for over 50 years.

<u>Ownership</u>	<u>Franchise</u>	<u>Years</u>
Halas Family	Chicago Bears	98
Bidwill Family	Arizona Cardinals	87
Rooney Family	Pittsburgh Steelers	86
Hunt Family	Kansas City Chiefs	60
Adams Family	Tennessee Titans	60
Ford Family	Detroit Lions	56



NFL IMPORTANT DATES

2019

Dec. 12League Meetings - Las Colinas
Dec. 29 Final Week of Regular Season Play

2020

Jan. 4-5.....NFL Wild Card Playoffs
Jan. 11-12.....NFL Divisional Playoffs
Jan. 18.....East-West Shrine Game - St. Petersburg, Florida
Jan. 19.....AFC and NFC Championship Games
Jan. 25.....Senior Bowl, Mobile, Alabama
Jan. 26.....NFL Pro Bowl
Feb. 2Super Bowl LIV, Hard Rock Stadium - South Florida
Feb. 24-March 2NFL Scouting Combine - Indianapolis, Ind.
March 18.....2020 League Year and Free Agency Begins
March 29-April 1Annual League Meetings, Palm Beach, Florida
April 20Offseason Program Begins
April 23-25NFL Draft, Las Vegas, Nevada

BY THE NUMBERS

2

Super Bowl appearances

3

AFL Championship appearances

9

AFC West Division Championships

487

Franchise wins including postseason

13

Pro Football Hall of Famers

49

Chiefs Hall of Famers

225

Number of Chiefs wins vs. AFC West opponents, the most of any other AFC West team in intra-division affairs (reg. and postseason combined)

10

Retired Chiefs numbers

60

The club is in its 60th season of existence

82,893

Largest crowd (regular season)

142.2

Highest decibel level at Arrowhead Stadium

215

Games won by Head Coach Andy Reid

26.4

Average Age of the Current Chiefs Roster

5

Walter Payton Man of the Year Recipients

48

Seasons at Arrowhead Stadium

CHIEFS ALL-TIME YEAR-BY-YEAR RESULTS

YEAR	PRESEASON	REG. SEASON	PLAYOFFS
1960	6-0	8-6	0-0
1961	4-1	6-8	0-0
1962	2-3	11-3	1-0
1963	3-2	5-7-2	0-0
1964	4-1	7-7	0-0
1965	3-2	7-5-2	0-0
1966	4-0	11-2-1	1-1 (S.B. loss)
1967	4-1	9-5	0-0
1968	4-1	12-2	0-1
1969	6-0	11-3	3-0 (S.B. win)
1970	4-3	7-5-2	0-0
1971	4-1-1	10-3-1	0-1
1972	5-2	8-6	0-0
1973	2-4	7-5-2	0-0
1974	3-3	5-9	0-0
1975	3-3	5-9	0-0
1976	2-4	5-9	0-0
1977	3-3	2-12	0-0
1978	2-2	4-12	0-0
1979	3-1	7-9	0-0
1980	3-1	8-8	0-0
1981	1-3	9-7	0-0
1982	2-1-1	3-6	0-0
1983	2-2	6-10	0-0
1984	1-3	8-8	0-0
1985	3-1	6-10	0-0
1986	2-2	10-6	0-1
1987	4-1	4-11	0-0
1988	2-1-1	4-11-1	0-0
1989	1-3	8-7-1	0-0
1990	1-3	11-5	0-1
1991	2-2	10-6	1-1
1992	1-3	10-6	0-1
1993	3-1	11-5	2-1
1994	2-3	9-7	0-1
1995	3-1	13-3	0-1
1996	3-1	9-7	0-0
1997	1-3	13-3	0-1
1998	2-3	7-9	0-0
1999	2-2	9-7	0-0
2000	0-4	7-9	0-0
2001	2-2	6-10	0-0
2002	3-1	8-8	0-0
2003	3-2	13-3	0-1
2004	1-3	7-9	0-0
2005	0-4	10-6	0-0
2006	2-2	9-7	0-1
2007	0-4	4-12	0-0
2008	2-2	2-14	0-0
2009	0-4	4-12	0-0
2010	1-3	10-6	0-1
2011	0-4	7-9	0-0
2012	1-3	2-14	0-0
2013	2-2	11-5	0-1
2014	1-3	9-7	0-0
2015	4-0	11-5	1-1
2016	2-2	12-4	0-1
2017	2-2	10-6	0-1
2018	2-2	12-4	1-1
2019	1-3	8-4	0-0

BRIAN WATERS SELECTED TO CHIEFS HOF

Kansas City Chiefs Chairman and CEO Clark Hunt announced in April that former offensive guard Brian Waters would be the 2019 inductee into the Chiefs Hall of Fame. Waters is the 49th individual and 45th player to earn this coveted honor. The official enshrinement ceremony into the Chiefs Hall of Fame was held during Chiefs Alumni Weekend at Arrowhead Stadium against the Colts on Oct. 6.

"In his 13 seasons with the Chiefs, Brian Waters was a fixture on some of the best offensive lines in franchise history," Chiefs Chairman and CEO Clark Hunt said. "Although he was undrafted coming out of college, Brian made the most of his opportunity here in Kansas City, and his work ethic, talent and toughness made him an undisputed leader on the field and in the locker room. Brian also has a tremendous heart of service, and his commitment to the Kansas City community earned him the prestigious Walter Payton Man of the Year Award in 2009."

Over 13 seasons with the Kansas City Chiefs (2000-10), the New England Patriots (2011) and the Dallas Cowboys (2013), Waters played in 186 games with 170 starts, earning six Pro Bowl selections and two first-team All-Pro recognitions by the Associated Press.



THE FIRST LADY OF FOOTBALL

Norma Hunt continues to play an integral part of the Chiefs in Kansas City. She owns the distinction of being the only woman known to have attended all 53 Super Bowls and was selected to preside over the coin toss at Super Bowl XLI along with Pro Football Hall of Fame quarterback Dan Marino. She is involved in numerous philanthropic and civic efforts in Kansas City and Texas. Her late husband, Lamar Hunt, was the guiding force behind the formation of the Kansas City Chiefs and the American Football League and was inducted into the Pro Football Hall of Fame in 1972. He, with the help of his family, coined the term "Super Bowl."

Hunt, along with her daughter-in-law Tavia Hunt and granddaughters Gracie and Ava Hunt, all participate in the NFL Women's Apparel advertising campaigns. The Hunts have been featured alongside other female NFL leaders such as Charlotte Jones Anderson (Dallas Cowboys Executive Vice President/Chief Brand Officer and NFL Foundation chair), Suzanne Johnson (wife of New York Jets owner Woody Johnson) and Tanya Snyder (wife of Washington Redskins owner Dan Snyder).



54TH ANNUAL TOYS FOR TOTS DRIVE



For the 54th year the Kansas City Chiefs, along with local members of the Marine Corps Combat Logistics Regiment 4 and local representatives of the Marine Corps League, hosted their annual Toys for Tots collection at Arrowhead Stadium. Fans were encouraged to donate unwrapped toys for boys and girls up to the age of 15 as they entered the stadium gates.

Additionally, the Chiefs Red Coaters, with the help of DICK'S Sporting Goods, donated 70 youth bicycles to the collection. This drive is the longest of its kind between an NFL franchise and the Marine Corps.

AMERICAN INDIAN HERITAGE MONTH

On Sunday, Dec. 1 the Chiefs recognized American Indian Heritage Month in a variety of ways before kicking off against the Oakland Raiders. The afternoon began with a ceremonial Blessing of the Four Directions conducted by Fred Thomas, member of the Kickapoo Tribe of Kansas. Cheyenne River Sioux Tribe member Cody Hall also conducted a Drum Blessing, which coincided with the Cheyenne River Sioux Tribe's group performance of a ceremonial drum honor song.

Following the ceremonial blessing, our nation's colors were presented by the Kansas Native American Color Guard and member of the Chickasaw Nation, Tabitha Fair and Victoria Venier of the duo 'TNT' performed the national anthem.

Additionally, the Lamar Hunt Legacy Seat honoree was Jerry Tuckwin, United States Air Force and Vietnam War veteran. Tuckwin is also an active figure in the operations of tribal nation, the Prairie Band Potawatomi.

The selected Toni DiPardo Spirit Leader to kick off the fourth quarter by hitting the drum was Special Olympics Athlete and member of the Cherokee Nation of Oklahoma, Bradley Tanner.



CHIEFS HOST PROS VS. G.I. JOES GAMING EVENT

It's already one of the most popular video games in the world, but for dozens of local Marines on Tuesday, Madden took on an entirely new life of its own.

Quarterback Patrick Mahomes, tight end Travis Kelce and rookie quarterback Kyle Shurmur all stopped by for a Madden gaming event to show off their skills, sign some autographs and thank our servicemembers for what they do.

"I have unbelievable respect for people that sacrifice for this country, and when you throw in Madden, it makes it a fun time for everybody," Kelce said. "It's a cool opportunity, not only to get involved with the community, but to also show some respect to the people that certainly deserve it."

The event also served as a kickoff for the annual Toys for Tots drive, which took place on Sunday prior to the Chiefs matchup with the Oakland Raiders. At 54 years in length, the Chiefs Toys for Tots collection is the longest-running relationship of its kind between an NFL franchise and the Marine Corps.



50/50 RAFFLE BENEFITS CITY YEAR KANSAS CITY



On Sunday, Dec. 1, the Chiefs hosted the Oakland Raiders at Arrowhead Stadium and the Hunt Family Foundation 50/50 Raffle raised \$47,978 that will benefit City Year Kansas City. City Year provides holistic support to students, classrooms and the whole school, helping ensure that students in under-resourced schools are prepared with the skills and mindsets to thrive and contribute to their communities.

For the first time, the Hunt Family Foundation 50/50 Raffle received additional charitable support from Pat Cocherl and the Cocherl Family Foundation as they committed to matching the total donation raised for City Year Kansas City. With the additional donation, a total of \$95,956 will be donated to City Year Kansas City. This was the highest amount raised to be donated to a charity this year.

The 50/50 Raffle fundraiser gives fans the opportunity to purchase raffle tickets before and during all Chiefs home games. One lucky fan will go home with half of the jackpot while the other half of the net proceeds will be donated to a local charity through the Hunt Family Foundation.



CHIEFS FANS SET WORLD RECORD



On Monday, Sept. 29, 2014, Kansas City defeated the New England Patriots 41-14, and Chiefs fans set a Guinness World Record for Loudest Crowd Roar at a Sports Stadium (Outdoors). Chiefs fans reached a peak decibel reading of 142.2 as Guinness World Records adjudicator Philip Robertson monitored the sound levels. The mark was set early in the contest while the club was on defense. The Arrowhead Stadium record passed the old record of 137.5 decibels and broke Seattle's record of 137.6. The Chiefs still hold the record five years later.



TOP CROWDS AT ARROWHEAD

(Regular Season and Playoffs)

Date	Opponent	Attendance
Oct. 2, 2000	Seattle	82,893*
Nov. 5, 1972	Oakland	82,094
Sept. 11, 1994	San Francisco	79,907
Sept. 17, 1972	Miami	79,829
Nov. 23, 2006	Denver	79,484
Sept. 22, 1996	Denver	79,439
Oct. 26, 1998	Pittsburgh	79,431
Oct. 9, 1995	San Diego	79,288
Sept. 8, 1996	Oakland	79,281
Nov. 10, 1996	Green Bay	79,281
Oct. 7, 1996	Pittsburgh	79,189
Jan. 11, 2004	Indianapolis	79,159

THE ARROWHEAD ADVANTAGE

"The fans, they're phenomenal. 142.2 decibels, I never thought I would be fired up (for) decibel levels but I'm fired up for them. My ears are still ringing. I mean it was loud, loud down there. Like incredibly loud."

- Chiefs Head Coach Andy Reid

"One hundred percent. Whenever you can go out in pregame warmups and feed on the energy because the fans are there packing the stadium that early, it truly is special. We feed off that the entire game. There's not an empty seat in the stands and I know there won't be an empty seat in Arrowhead this week. I'm excited just to be in front of that crowd playing this AFC Championship."

- Chiefs QB Patrick Mahomes

"A legendary environment like that at Arrowhead Stadium is something else. We're excited about it, we respect it, we realize that the environment is an issue and an element of play and it's something that we need to be prepared for and ultimately combat."

- Steelers Head Coach Mike Tomlin



2019 NFL STANDINGS

AFC East												
Team	W	L	T	PCT	PF	PA	Home	Road	AFC	NFC	DIV	Streak
New England	10	2	0	.833	322	145	5-0-0	5-2-0	6-2-0	4-0-0	4-0-0	Lost 1
Buffalo	9	3	0	.750	257	188	4-2-0	5-1-0	6-2-0	3-1-0	3-1-0	Won 3
N.Y. Jets	4	8	0	.333	204	280	3-3-0	1-5-0	1-7-0	3-1-0	0-4-0	Lost 1
Miami	3	9	0	.250	200	377	2-5-0	1-4-0	2-7-0	1-2-0	1-3-0	Won 1

AFC North												
Team	W	L	T	PCT	PF	PA	Home	Road	AFC	NFC	DIV	Streak
Baltimore	10	2	0	.833	406	219	5-1-0	5-1-0	6-2-0	4-0-0	3-1-0	Won 8
Pittsburgh	7	5	0	.583	236	225	5-2-0	2-3-0	6-3-0	1-2-0	3-2-0	Won 2
Cleveland	5	7	0	.417	246	272	3-3-0	2-4-0	5-4-0	0-3-0	2-1-0	Lost 1
Cincinnati	1	11	0	.083	179	298	1-5-0	0-6-0	1-7-0	0-4-0	0-4-0	Won 1

AFC South												
Team	W	L	T	PCT	PF	PA	Home	Road	AFC	NFC	DIV	Streak
Houston	8	4	0	.667	293	271	5-1-0	3-3-0	7-2-0	1-2-0	3-1-0	Won 2
Tennessee	7	5	0	.583	276	234	4-2-0	3-3-0	5-4-0	2-1-0	2-2-0	Won 3
Indianapolis	6	6	0	.500	261	257	4-3-0	2-3-0	5-6-0	1-0-0	3-2-0	Lost 2
Jacksonville	4	8	0	.333	220	292	2-4-0	2-4-0	4-5-0	0-3-0	1-4-0	Lost 4


AFC West												
Team	W	L	T	PCT	PF	PA	Home	Road	AFC	NFC	DIV	Streak
Kansas City	8	4	0	.667	348	265	3-3-0	5-1-0	6-3-0	2-1-0	4-0-0	Won 2
Oakland	6	6	0	.500	237	324	5-1-0	1-5-0	4-4-0	2-2-0	2-2-0	Lost 2
Denver	4	8	0	.333	198	237	3-3-0	1-5-0	4-5-0	0-3-0	2-2-0	Won 1
L.A. Chargers	4	8	0	.333	244	241	2-4-0	2-4-0	2-7-0	2-1-0	0-4-0	Lost 3

NFC East												
Team	W	L	T	PCT	PF	PA	Home	Road	NFC	AFC	DIV	Streak
Dallas	6	6	0	.500	310	236	3-3-0	3-3-0	5-3-0	1-3-0	4-0-0	Lost 2
Philadelphia	5	7	0	.417	274	284	3-3-0	2-4-0	3-5-0	2-2-0	1-1-0	Lost 3
Washington	3	9	0	.250	173	290	1-5-0	2-4-0	2-6-0	1-3-0	0-3-0	Won 2
N.Y. Giants	2	10	0	.167	230	339	1-5-0	1-5-0	2-7-0	0-3-0	1-2-0	Lost 8

NFC North												
Team	W	L	T	PCT	PF	PA	Home	Road	NFC	AFC	DIV	Streak
Green Bay	9	3	0	.750	289	255	5-1-0	4-2-0	6-2-0	3-1-0	3-0-0	Won 1
Minnesota	8	4	0	.667	319	242	5-0-0	3-4-0	6-3-0	2-1-0	1-2-0	Lost 1
Chicago	6	6	0	.500	212	208	3-3-0	3-3-0	5-4-0	1-2-0	3-1-0	Won 2
Detroit	3	8	1	.292	280	315	2-4-0	1-4-1	2-6-1	1-2-0	0-4-0	Lost 5

NFC South												
Team	W	L	T	PCT	PF	PA	Home	Road	NFC	AFC	DIV	Streak
New Orleans	10	2	0	.833	298	248	5-1-0	5-1-0	8-2-0	2-0-0	4-1-0	Won 3
Tampa Bay	5	7	0	.417	340	346	1-4-0	4-3-0	4-6-0	1-1-0	2-3-0	Won 2
Carolina	5	7	0	.417	280	320	2-4-0	3-3-0	2-7-0	3-0-0	1-3-0	Lost 4
Atlanta	3	9	0	.250	260	323	1-5-0	2-4-0	3-6-0	0-3-0	2-2-0	Lost 2

NFC West												
Team	W	L	T	PCT	PF	PA	Home	Road	NFC	AFC	DIV	Streak
Seattle	10	2	0	.833	329	293	4-2-0	6-0-0	7-1-0	3-1-0	3-0-0	Won 5
San Francisco	10	2	0	.833	349	183	5-1-0	5-1-0	7-1-0	3-1-0	3-1-0	Lost 1
L.A. Rams	7	5	0	.583	283	250	3-3-0	4-2-0	5-3-0	2-2-0	1-2-0	Won 1
Arizona	3	8	1	.292	255	351	1-4-1	2-4-0	2-7-1	1-1-0	0-4-0	Lost 5



CHIEFS KINGDOM

CUMULATIVE STATS & GAME SUMMARIES



KANSAS CITY CHIEFS / WEEK 13 / THROUGH MONDAY, DECEMBER 2, 2019

WON 8, LOST 4				* RUSHING				No.	Yds	Avg	Long	TD					
09/08 W 40-26	at Jacksonville	60,157	McCoy	84	410	4.9	39	4									
09/15 W 28-10	at Oakland	52,748	Dam. Williams	83	309	3.7	91t	3									
09/22 W 33-28	Baltimore	73,390	Mahomes	25	166	6.6	25	1									
09/29 W 34-30	at Detroit	65,188	Dar. Williams	41	141	3.4	41	3									
10/06 L 13-19	Indianapolis	73,352	D. Thompson	16	52	3.3	9	1									
10/13 L 24-31	Houston	73,323	Hardman	4	17	4.3	9	0									
10/17 W 30- 6	at Denver	76,748	Hill	5	14	2.8	5	0									
10/27 L 24-31	Green Bay	73,558	Watkins	2	12	6.0	11	0									
11/03 W 26-23	Minnesota	73,615	Sherman	4	9	2.3	5	0									
11/10 L 32-35	at Tennessee	68,864	Thomas TM	1	4	4.0	4	0									
11/18 W 24-17	at L.A. Chargers	76,252	Moore	4	0	0.0	3	0									
12/01 W 40- 9	Oakland	73,548	TEAM	269	1134	4.2	91t	12									
12/08	at New England		OPPONENTS	332	1696	5.1	68t	12									
12/15	Denver		* RECEIVING	No.	Yds	Avg	Long	TD									
12/22	at Chicago		Kelce	68	923	13.6	47	4									
12/29	L.A. Chargers		Watkins	42	538	12.8	68t	3									
	K.C.	Opp.	Hill	38	598	15.7	57t	5									
TOTAL FIRST DOWNS				262	269	Robinson	27	379	14.0	44t	3						
Rushing				68	91	McCoy	27	177	6.6	23	1						
Passing				161	150	Hardman	23	450	19.6	83t	5						
Penalty				33	28	Dam. Williams	23	156	6.8	32	1						
3rd Down: Made/Att				65/139	55/149	Dar. Williams	15	167	11.1	52	1						
3rd Down Pct.				46.8	36.9	Pringle	11	156	14.2	28	1						
4th Down: Made/Att				5/9	12/18	Yelder	3	50	16.7	24	0						
4th Down Pct.				55.6	66.7	Bell	3	10	3.3	7	0						
POSSESSION AVG.				28:50	31:10	D. Thompson	3	10	3.3	8	0						
TOTAL NET YARDS				4616	4465	Sherman	2	22	11.0	15	0						
Avg. Per Game				384.7	372.1	Thomas TM	1	6	6.0	6	0						
Total Plays				733	791	TEAM	286	3642	12.7	83t	24						
Avg. Per Play				6.3	5.6	OPPONENTS	265	3031	11.4	69	18						
NET YARDS RUSHING				1134	1696	* INTERCEPTIONS	No.	Yds	Avg	Long	TD						
Avg. Per Game				94.5	141.3	Mathieu	3	70	23.3	35	0						
Total Rushes				269	332	Thornhill	2	46	23.0	46t	1						
NET YARDS PASSING				3482	2769	C. Ward	2	10	5.0	10	0						
Avg. Per Game				290.2	230.8	Clark	1	5	5.0	5	0						
Sacked/Yards Lost				20/160	34/262	Breeland	1	0	0.0	0	0						
Gross Yards				3642	3031	Fenton	1	0	0.0	0	0						
Att./Completions				444/286	425/265	Lawrence LG	1	0	0.0	0	0						
Completion Pct.				64.4	62.4	Nnadi	1	0	0.0	0	0						
Had Intercepted				2	12	Sorensen	1	0	0.0	0	0						
PUNTS/AVERAGE				39/44.1	44/43.9	TEAM	12	131	10.9	46t	1						
NET PUNTING AVG.				39/41.5	44/39.5	OPPONENTS	2	2	1.0	2	0						
PENALTIES/YARDS				78/738	89/657	* PUNTING	No.	Yds	Avg	Net	TB	In	Lg	B			
FUMBLES/BALL LOST				18/9	17/7	Colquitt	39	1720	44.1	41.5	2	18	68	0			
TOUCHDOWNS				39	31	TEAM	39	1720	44.1	41.5	2	18	68	0			
Rushing				12	12	OPPONENTS	44	1930	43.9	39.5	1	12	65	0			
Passing				24	18	* PUNT RETURNS	Ret	FC	Yds	Avg	Long	TD					
Returns				3	1	Thomas TM	13	1	55	4.2	10	0					
* SCORE BY PERIODS				Q1	Q2	Q3	Q4	OT	PTS	Hardman	8	5	118	14.8	36	0	
TEAM				71	134	78	65	0	348	Hill	1	0	0	0.0	0	0	
OPPONENTS				73	57	41	94	0	265	TEAM	22	6	173	7.9	36	0	
* SCORING				TD-Ru-Pa-Rt	K-PAT	FG	S	PTS	OPPONENTS	16	13	63	3.9	11	0		
Butker				0	0	0	0	37/39	25/29	0	112	* KICKOFF RETURNS	No.	Yds	Avg	Long	TD
Hardman				5	0	5	0			0	30	Hardman	19	437	23.0	34	0
Hill				5	0	5	0			0	30	Thomas TM	7	155	22.1	29	0
McCoy				5	4	1	0			0	30	Pringle	2	41	20.5	22	0
Kelce				4	0	4	0			0	24	D. Thompson	1	27	27.0	27	0
Dam. Williams				4	3	1	0			0	24	TEAM	29	660	22.8	34	0
Dar. Williams				4	3	1	0			0	24	OPPONENTS	23	442	19.2	30	0
Robinson				3	0	3	0			0	18	* FIELD GOALS	1-19	20-29	30-39	40-49	50+
Watkins				3	0	3	0			0	18	Butker	0/ 0	7/ 7	7/ 8	9/ 9	2/ 5
Breeland				1	0	0	1			0	6	TEAM	0/ 0	7/ 7	7/ 8	9/ 9	2/ 5
Mahomes				1	1	0	0			0	6	OPPONENTS	0/ 0	7/ 7	7/ 7	3/ 7	1/ 1
Pringle				1	0	1	0			0	6	Butker: (28G,25G,46G,35G)()	(42G,36G)(36N,23G,				
Ragland				1	0	0	1			0	6	44G)(29G,36G)(41G,50N)(33G,20G,39G)(50N,28G)					
D. Thompson				1	1	0	0			0	6	(24G,45G,54G,44G)(30G,41G,43G,39G,52B)(41G)(50G)					
Thornhill				1	0	0	1			0	6	OPP: (37G,23G)(29G)(39G)(25G,48G,53G)(32G,32G,					
C. Ward				0	0	0	0			0	2	31G,29G)(44G,46N)(45N)(35G)(29G)()(27G,40N,26G,					
TEAM				39	12	24	3	37/39	25/29	0	348	49G)(44N,34G)					
OPPONENTS				31	12	18	1	19/23	18/22	0	265	2-Pt Conv: TM 0-0, OPP 3-8					
SACKS: Jones 6, Ogbah 5.5, Clark 5, Kpassagnon 4, Okafor 3, Hitchens 2, Wilson 1.5, Fuller 1, Mathieu 1, Nnadi 1, Pennel 1, Ragland 1, Saunders 1, Watts 1, TM 34, OPP 20 FUM/LOST: Mahomes 3/2, McCoy 3/2, Hardman 2/2, Moore 2/0, Thomas(TM) 2/0, Watkins 2/1, Reiter 1/0, Dam. Williams 1/1, Dar. Williams 1/1, Winchester 1/0																	
* PASSING				Att	Cmp	Yds	Cmp%	Yds/Att	TD	TD%	Int	Int%	Long	Sack/Lost	Rating		
Mahomes				352	227	2983	64.5	8.47	20	5.7	2	0.6	83t	12/	95	107.7	
Moore				91	59	659	64.8	7.24	4	4.4	0	0.0	57t	8/	65	100.9	
Colquitt				1	0	0	0.0	0.00	0	0.0	0	0.0	---	0/	0	39.6	
TEAM				444	286	3642	64.4	8.20	24	5.4	2	0.5	83t	20/	160	106.1	
OPPONENTS				425	265	3031	62.4	7.13	18	4.2	12	2.8	69	34/	262	86.1	

DEFENSIVE STATS



2019 REGULAR SEASON KANSAS CITY CHIEFS DEFENSIVE STATS (THROUGH WEEK 13)

POS.	PLAYER	SOLO	ASST.	TOTAL	TFL	SACKS/YDS.	PR	FR	FF	INT./YDS.	PD
LB	Wilson, Damien	45	23	68	2	1.5/10	4	0	1	0/0	1
LB	Hitchens, Anthony	39	27	66	2	2.0/31	3	0	1	0/0	1
CB	Ward, Charvarius	44	13	57	0	0.0/0	0	0	1	2/10	9
S	Mathieu, Tyrann	39	12	51	2	1.0/14	1	0	0	3/70	7
S	Thornhill, Juan	33	12	45	0	0.0/0	0	0	0	2/46	4
DT	Nnadi, Derrick	15	26	41	1	1.0/1	1	0	1	1/0	1
S	Sorensen, Daniel	28	11	39	1	0.0/0	0	0	0	1/0	3
LB	Niemann, Ben	21	17	38	1	0.0/0	1	0	0	0/0	1
CB	Breeland, Bashaud	29	8	37	1	0.0/0	0	2	0	1/0	5
CB	Fuller, Kendall	23	11	34	3	1.0/7	1	0	0	0/0	2
DE	Ogbah, Emmanuel	23	9	32	6	5.5/38	11	0	1	0/0	3
DE	Clark, Frank	19	8	27	8	5.0/31	8	1	3	1/5	3
DT	Jones, Chris	16	11	27	5	6.0/45	13	1	1	0/0	4
DE	Kpassagnon, Tanoh	18	6	24	6	4.0/47	8	1	1	0/0	1
LB	Ragland, Reggie	17	6	23	2	1.0/6	1	1	0	0/0	0
LB	Lee, Darron	16	7	23	0	0.0/0	0	0	0	0/0	0
DE	Okafor, Alex	12	6	18	3	3.0/18	7	0	1	0/0	1
DT	Saunders, Khalel	9	8	17	0	1.0/0	2	0	0	0/0	1
DB	Claiborne, Morris	9	5	14	0	0.0/0	0	0	0	0/0	0
CB	Fenton, Rashad	9	3	12	0	0.0/0	1	0	0	1/0	3
DT	Pennel, Mike	6	5	11	2	1.0/8	2	0	0	0/0	0
DT	Williams, Xavier	7	1	8	0	0.0/0	0	0	1	0/0	0
S	Watts, Armani	2	2	4	1	1.0/7	1	0	0	0/0	0
DT	McClain, Terrell	1	2	3	0	0.0/0	0	0	0	0/0	0
DT	Ivie, Joey	0	2	2	0	0.0/0	1	0	0	0/0	0
S	Lucas, Jordan	0	2	2	0	0.0/0	0	0	0	0/0	1
TOTALS		480	243	723	46	34.0/263	66	6	12	12/131	51

2019 REGULAR SEASON CHIEFS SPECIAL TEAMS STATS

POS.	PLAYER	TKLS.	ASST.	TOTAL
S	Watts, Armani	6	1	7
LB	Lee, Darron	4	2	6
LB	O'Daniel, Dorian	4	2	6
FB	Sherman, Anthony	4	2	6
WR	Pringle, Byron	3	3	6
S	Sorensen, Daniel	4	0	4
S	Lucas, Jordan	3	1	4
CB	Fenton, Rashad	2	1	3
WR	Dieter, Gehrig	1	1	2
LS	Winchester, James	1	1	2
TE	Bell, Blake	1	0	1
LB	Niemann, Ben	1	0	1
S	Thornhill, Juan	1	0	1
LB	Ragland, Reggie	0	1	1
TOTALS		35	15	50

DEFENSIVE SCORES

- INT (1)** (3:52) (Shotgun) D.Carr pass short right intended for T.Williams INTERCEPTED by J.Thornhill at OAK 46. J.Thornhill for 46 yards. **vs. OAK (12/01/19)**
- FR (2)** (9:31) K.Johnson up the middle to KC 1 for no gain (X.Williams). FUMBLES (X.Williams), RECOVERED by KC-B.Breeland at KC 0. B.Breeland for 100 yards. The Replay Official reviewed the fumble ruling, and the play was Upheld. The ruling on the field stands. **@ DET (09/29/19)**
- (7:17) J.Flacco sacked at DEN 17 for -9 yards (A.Hitchens). FUMBLES (A.Hitchens) [A.Hitchens], RECOVERED by KC-R.Ragland at DEN 5. R.Ragland for 5 yards. **@ DEN (10/17/19)**

Safety (0)

SPECIAL TEAMS BIG PLAYS

- FR (1)** H.Butker kicks 55 yards from KC 35 to OAK 10. T.Davis to OAK 24 for 14 yards (R.Fenton). FUMBLES (R.Fenton), RECOVERED by KC-D.O'Daniel at OAK 24. D.O'Daniel to OAK 24 for no gain (D.Washington). **vs. OAK (12/01/19)**

Regular Season defensive and special teams statistics are based on press box statistics.

WON 10, LOST 2										* RUSHING		No.	Yds	Avg	Long	TD
09/08 W 33- 3	Pittsburgh			65,878		Michel				184	645	3.5	26	6		
09/15 W 43- 0	at Miami			65,513		White				53	208	3.9	32	1		
09/22 W 30-14	N.Y. Jets			65,878		Burkhead				41	166	4.0	12	1		
09/29 W 16-10	at Buffalo			70,317		Bolden				14	58	4.1	21	2		
10/06 W 33- 7	at Washington			76,483		Dorsett				3	21	7.0	9	0		
10/10 W 35-14	N.Y. Giants			65,878		Edelman				7	19	2.7	9	0		
10/21 W 33- 0	at N.Y. Jets			78,523		Brady				18	12	0.7	13	3		
10/27 W 27-13	Cleveland			65,878		Harris				4	12	3.0	13	0		
11/03 L 20-37	at Baltimore			71,157		Sanu		LG		3	11	3.7	8	0		
11/17 W 17-10	at Philadelphia			69,796		Sanu		TM		1	8	8.0	8	0		
11/24 W 13- 9	Dallas			65,878		Brown				1	5	5.0	5	0		
12/01 L 22-28	at Houston			72,025		Develin				2	3	1.5	2	0		
12/08	Kansas City					Gordon		TM		1	1	1.0	1	0		
12/15	at Cincinnati					Stidham				2	-2	-1.0	-1	0		
12/21	Buffalo					TEAM				331	1156	3.5	32	13		
12/29	Miami					OPPONENTS				259	1134	4.4	65t	5		
N.E.				Opp.		* RECEIVING				No.	Yds	Avg	Long	TD		
TOTAL FIRST DOWNS				261		182		Edelman		82	915	11.2	44	5		
Rushing				76		51		White		57	512	9.0	59	3		
Passing				163		101		Sanu		50	435	8.7	28	2		
Penalty				22		30		Sanu		17	122	7.2	19	1		
3rd Down: Made/Att				69/178		31/143		Dorsett		28	347	12.4	58t	5		
3rd Down Pct.				38.8		21.7		Meyers		22	299	13.6	32	0		
4th Down: Made/Att				4/9		5/16		Gordon		20	287	14.4	44	1		
4th Down Pct.				44.4		31.3		Burkhead		20	190	9.5	32	0		
POSSESSION AVG.				32:27		27:33		Watson		12	147	12.3	26	0		
TOTAL NET YARDS				4329		3096		Bolden		9	111	12.3	29t	1		
Avg. Per Game				360.8		258.0		Michel		9	74	8.2	19	0		
Total Plays				845		694		LaCosse		7	87	12.4	24	0		
Avg. Per Play				5.1		4.5		Izzo		6	114	19.0	41	1		
NET YARDS RUSHING				1156		1134		Brown		4	56	14.0	20t	1		
Avg. Per Game				96.3		94.5		Harry		4	28	7.0	11	1		
Total Rushes				331		259		Olszewski		2	34	17.0	29	0		
NET YARDS PASSING				3173		1962		Johnson		1	5	5.0	5	0		
Avg. Per Game				264.4		163.5		Tomlinson		1	1	1.0	1	0		
Sacked/Yards Lost				22/156		40/270		Tomlinson		1	1	1.0	1	0		
Gross Yards				3329		2232		TEAM		301	3329	11.1	59	19		
Att./Completions				492/301		395/218		OPPONENTS		218	2232	10.2	64t	8		
Completion Pct.				61.2		55.2		* INTERCEPTIONS		No.	Yds	Avg	Long	TD		
Had Intercepted				7		20		D. McCourty		5	49	9.8	24	0		
PUNTS/AVERAGE				66/44.9		73/43.2		Gilmore		4	62	15.5	54t	1		
NET PUNTING AVG.				66/41.5		73/39.6		Collins		3	85	28.3	69t	1		
PENALTIES/YARDS				76/689		81/678		Harmon		2	27	13.5	27	0		
FUMBLES/BALL LOST				8/4		21/9		Jackson		2	20	10.0	19	0		
TOUCHDOWNS				38		17		J. McCourty		1	16	16.0	16	0		
Rushing				13		5										

	Att	Cmp	Yds	Cmp%	Yds/Att	TD	TD%	Int	Int%	Long	Sack/Lost	Rating
* PASSING												
Brady	486	297	3268	61.1	6.72	18	3.7	6	1.2	59	21/ 149	88.2
Stidham	4	2	14	50.0	3.50	0	0.0	1	25.0	11	1/ 7	18.8
Edelman	2	2	47	100.0	23.50	1	50.0	0	0.0	32	0/ 0	158.3
TEAM	492	301	3329	61.2	6.77	19	3.9	7	1.4	59	22/ 156	88.2
OPPONENTS	395	218	2232	55.2	5.65	8	2.0	20	5.1	64t	40/ 270	57.3



WEEK 1:

Chiefs 40, Jaguars 26

September 8, 2019 • TIAA Bank Field • 60,157



Kansas City Chiefs	17	6	7	10	—	40
Jacksonville Jaguars	7	6	0	13	—	26

KC — S.Watkins 68 yd. pass from P.Mahomes (H.Butker kick) (3-75, 1:36)

KC — H.Butker 28 yd. Field Goal (6-70, 2:47)

JAX — D.Chark 35 yd. pass from N.Foles (J.Lambo kick) (7-75, 3:34)

KC — S.Watkins 49 yd. pass from P.Mahomes (H.Butker kick) (5-80, 2:47)

JAX — J.Lambo 37 yd. Field Goal (9-56, 6:00)

KC — H.Butker 25 yd. Field Goal (7-68, 3:40)

JAX — J.Lambo 23 yd. Field Goal (5-70, 3:34)

KC — H.Butker 46 yd. Field Goal (10-47, 3:58)

KC — Dam.Williams 1 yd. run (H.Butker kick) (12-60, 6:25)

KC — S.Watkins 3 yd. pass from P.Mahomes (H.Butker kick) (8-67, 4:19)

JAX — D.Westbrook 15 yd. pass from G.Minshew (pass failed) (7-79, 3:24)

KC — H.Butker 35 yd. Field Goal (4--5, 1:41)

JAX — C.Conley 21 yd. pass from G.Minshew (J.Lambo kick) (6-75, 1:38)

TEAM STATISTICS	CHIEFS	JAGUARS
First Downs	24	18
Total Net Yards	491	428
Rushes/Net Yards	26/113	16/81
Net Passing	378	347
Pass Attempts/Completions	34/25	33/27
Had Intercepted	0	1
Sacked/Yards Lost	0/0	1/3
Punts/Average	1/51.0	2/48.0
Penalties/Yards	5/55	10/71
Fumbles/Lost	0/0	1/1
Possession Time	31:15	28:45

RUSHING

KC — L. McCoy 10-81; D. Williams 13-26, TD; T. Hill 1-5; P. Mahomes 1-2; M. Moore 1-(-1)

JAX — L. Fournette 13-66; R. Armstead 1-7; G. Minshew II 1-6; D. Westbrook 1-2

RECEIVING

KC — S. Watkins 9-198, 3 TDs; T. Kelce 3-88; D. Williams 6-39; T. Hill 2-16; A. Sherman 1-15; L. McCoy 1-12; B. Bell 1-7; D. Thompson 1-3; D. Robinson 1-(-0)

JAX — D. Chark Jr. 4-146, TD; C. Conley 6-97, TD; J. O'Shaughnessy 4-32; D. Westbrook 5-30, TD; L. Fournette 4-28; G. Swaim 4-17

PASSING

KC — P. Mahomes 33-25-378, 3 TDs, 0 INT; M. Moore 1-0-(-0), 0 TDs, 0 INT

JAX — G. Minshew II 25-22-275, 2 TDs, 1 INT; N. Foles 8-5-75, TD, 0 INT

INTERCEPTIONS

KC — F. Clark 1

JAX — None

SACKS

KC — E. Ogbah 1.0

JAX — None

FIELD GOALS

KC — H. Butker (28) (25) (46) (35)

JAX — J. Lambo (37) (23)



WEEK 2:

Chiefs 28, Raiders 10

September 15, 2019 • Oakland-Alameda County Coliseum • 52,748



Kansas City Chiefs	0	28	0	0	—	28
Oakland Raiders	10	0	0	0	—	10

OAK — D.Carson 29 yd. Field Goal (10-65, 4:39)

OAK — T.Williams 4 yd. pass from D.Carr (D.Carson kick) (6-74, 2:38)

KC — D.Robinson 44 yd. pass from P.Mahomes (H.Butker kick) (3-72, 1:10)

KC — M.Hardman 42 yd. pass from P.Mahomes (H.Butker kick) (14-95, 6:32)

KC — T.Kelce 27 yd. pass from P.Mahomes (H.Butker kick) (5-94, 1:52)

KC — D.Robinson 39 yd. pass from P.Mahomes (H.Butker kick) (1-39, 0:07)

TEAM STATISTICS	CHIEFS	RAIDERS
First Downs	24	19
Total Net Yards	467	307
Rushes/Net Yards	22/31	19/129
Net Passing	436	178
Pass Attempts/Completions	44/30	38/23
Had Intercepted	0	2
Sacked/Yards Lost	2/7	3/20
Punts/Average	5/39.2	6/44.0
Penalties/Yards	10/114	7/52
Fumbles/Lost	1/1	3/0
Possession Time	32:35	27:25

RUSHING

KC — L. McCoy 11-23; D. Williams 9-8; D. Thompson 1-1; P. Mahomes 1-(-1)

OAK — J. Jacobs 12-99; D. Carr 2-18; D. Washington 3-9; J. Richard 2-3

RECEIVING

KC — D. Robinson 6-172, 2 TDs; T. Kelce 7-107, TD; M. Hardman 4-61, TD; S. Watkins 6-49; D. Williams 3-48; D. Thomas 1-6; L. McCoy 3-(-0)

OAK — D. Waller 6-63; T. Williams 5-46, TD; D. Carrier 3-33; H. Renfrow 4-30; D. Washington 2-26; J. Richard 2-2; R. Grant 1-(-2)

PASSING

KC — P. Mahomes 44-30-443, 4 TDs, 0 INT

OAK — D. Carr 38-23-198, TD, 2 INT

INTERCEPTIONS

KC — B. Breeland 1; C. Ward 1

OAK — None

SACKS

KC — K. Fuller 1.0; C. Jones 1.0; T. Kpassagnon 1.0

OAK — B. Mayowa 1.5; P. Hall 0.5

FIELD GOALS

KC — None

OAK — D. Carson (29)



WEEK 3:

Chiefs 33, Ravens 28

September 22, 2019 • Arrowhead Stadium • 73,390



Baltimore Ravens	6	0	7	15	—	28
Kansas City Chiefs	0	23	7	3	—	33

BAL — M.Ingram 2 yd. run (run failed) (14-84, 6:30)
KC — L.McCoy 1 yd. run (H.Butker kick) (11-75, 5:06)
KC — D.Robinson 18 yd. pass from P.Mahomes (H.Butker kick) (5-47, 2:43)
KC — M.Hardman 83 yd. pass from P.Mahomes (kick failed, wl) (3-96, 1:27)
KC — H.Butker 42 yd. Field Goal (9-59, 1:13)
BAL — M.Ingram 19 yd. run (J.Tucker kick) (9-75, 4:25)
KC — L.McCoy 14 yd. pass from P.Mahomes (H.Butker kick) (8-80, 4:14)
BAL — M.Ingram 1 yd. run (pass failed) (13-75, 4:45)
BAL — J.Tucker 39 yd. Field Goal (10-59, 4:01)
KC — H.Butker 36 yd. Field Goal (7-57, 2:03)
BAL — L.Jackson 9 yd. run (run failed) (9-70, 2:35)

TEAM STATISTICS	RAVENS	CHIEFS
First Downs	29	27
Total Net Yards	452	503
Rushes/Net Yards	32/203	25/140
Net Passing	249	363
Pass Attempts/Completions	43/22	37/27
Had Intercepted	0	0
Sacked/Yards Lost	3/18	1/11
Punts/Average	3/51.0	2/44.0
Penalties/Yards	7/60	4/31
Fumbles/Lost	0/0	3/0
Possession Time	32:44	27:16

RUSHING

KC — D. Williams 9-62; L. McCoy 8-54, TD; P. Mahomes 4-9; D. Thompson 3-8; M. Hardman 1-7

BAL — M. Ingram II 16-103, 3 TDs; G. Edwards 7-53; L. Jackson 8-46, TD; J. Hill 1-1

RECEIVING

KC — M. Hardman 2-97, TD; T. Kelce 7-89; S. Watkins 5-64; D. Williams 5-47; D. Robinson 3-43, TD; L. McCoy 3-26, TD; B. Pringle 1-7; B. Bell 1-1

BAL — N. Boyle 4-58; M. Brown 2-49; W. Snead IV 3-47; S. Roberts 2-37; M. Ingram II 4-32; M. Andrews 3-15; G. Edwards 2-15; H. Hurst 2-14

PASSING

KC — P. Mahomes 37-27-374, 3 TDs, 0 INT

BAL — L. Jackson 43-22-267, 0 TDs, 0 INT

INTERCEPTIONS

KC — None

BAL — None

SACKS

KC — E. Ogbah 1.5; F. Clark 1.0; D. Wilson 0.5

BAL — M. Judon 1.0

FIELD GOALS

KC — H. Butker (42) (36)

BAL — J. Tucker (39)



WEEK 4:

Chiefs 34, Lions 30

September 29, 2019 • Ford Field • 65,188



Kansas City Chiefs	0	13	7	14	—	34
Detroit Lions	10	3	10	7	—	30

DET — M.Prater 25 yd. Field Goal (10-68, 5:38)
DET — T.Hockenson 5 yd. pass from M.Stafford (M.Prater kick) (7-74, 2:34)
KC — H.Butker 23 yd. Field Goal (10-81, 3:53)
KC — L.McCoy 1 yd. run (H.Butker kick) (7-70, 3:57)
DET — M.Prater 48 yd. Field Goal (8-50, 3:10)
KC — H.Butker 44 yd. Field Goal (6-49, 1:01)
KC — B.Breeland 100 yd. fumble return (H.Butker kick)
DET — M.Prater 53 yd. Field Goal (7-40, 2:49)
DET — K.Golladay 9 yd. pass from M.Stafford (M.Prater kick) (8-45, 3:40)
KC — D.Williams 1 yd. run (H.Butker kick) (9-75, 4:01)
DET — K.Golladay 6 yd. pass from M.Stafford (M.Prater kick) (9-79, 4:16)
KC — D.Williams 1 yd. run (H.Butker kick) (13-79, 2:06)

TEAM STATISTICS	CHIEFS	LIONS
First Downs	29	29
Total Net Yards	438	447
Rushes/Net Yards	25/123	35/186
Net Passing	315	261
Pass Attempts/Completions	42/24	34/21
Had Intercepted	0	0
Sacked/Yards Lost	0/0	4/30
Punts/Average	2/45.5	3/43.7
Penalties/Yards	7/51	8/48
Fumbles/Lost	4/3	2/2
Possession Time	26:05	33:55

RUSHING

KC — L. McCoy 11-56, TD; P. Mahomes 6-54; D. Williams 8-13, 2 TDs

DET — K. Johnson 26-125; J. McKissic 4-30; M. Stafford 2-18; T. Johnson 3-13

RECEIVING

KC — T. Kelce 7-85; S. Watkins 3-54; D. Williams 3-43; D. Yelder 2-43; D. Robinson 4-35; L. McCoy 2-33; B. Pringle 1-13; M. Hardman 2-9

DET — M. Jones Jr. 3-77; K. Golladay 5-67, 2 TDs; M. Hall 2-47; K. Johnson 2-32; T. Hockenson 3-27, TD; L. Thomas 3-25; J. McKissic 1-11; N. Bawden 1-4; T. Johnson 1-1

PASSING

KC — P. Mahomes 42-24-315, 0 TDs, 0 INT

DET — M. Stafford 34-21-291, 3 TDs, 0 INT

INTERCEPTIONS

KC — None

DET — None

SACKS

KC — C. Jones 1.0; T. Mathieu 1.0; D. Nnadi 1.0; A. Okafor 1.0

DET — None

FIELD GOALS

KC — H. Butker 36WR (23) (44)

DET — M. Prater (25) (48) (53)



WEEK 5:

Colts 19, Chiefs 13

October 6, 2019 • Arrowhead Stadium • 73,352



Indianapolis Colts	7	6	0	6	—	19
Kansas City Chiefs	3	7	0	3	—	13

KC — H.Butker 29 yd. Field Goal (12-64, 5:58)

IND — J.Brissett 1 yd. run (A.Vinatieri kick) (11-70, 5:18)

KC — B.Pringle 27 yd. pass from P.Mahomes (H.Butker kick) (11-75, 4:36)

IND — A.Vinatieri 32 yd. Field Goal (7-61, 2:56)

IND — A.Vinatieri 32 yd. Field Goal (11-74, 1:34)

IND — A.Vinatieri 31 yd. Field Goal (14-35, 8:34)

IND — A.Vinatieri 29 yd. Field Goal (7-21, 2:35)

KC — H.Butker 36 yd. Field Goal (7-57, 1:11)

TEAM STATISTICS	COLTS	CHIEFS
First Downs	25	18
Total Net Yards	331	324
Rushes/Net Yards	45/180	14/36
Net Passing	151	288
Pass Attempts/Completions	29/18	39/22
Had Intercepted	1	0
Sacked/Yards Lost	0/0	4/33
Punts/Average	3/41.0	4/38.8
Penalties/Yards	7/50	11/125
Fumbles/Lost	0/0	1/1
Possession Time	37:15	22:45

RUSHING

KC — D. Williams 9-23; P. Mahomes 3-17; A. Sherman 1-2; M. Hardman 1-(-6)

IND — M. Mack 29-132; J. Wilkins 7-28; Z. Pascal 1-12; J. Brissett 6-9, TD; N. Hines 2-(-1)

RECEIVING

KC — B. Pringle 6-103, TD; M. Hardman 4-79; T. Kelce 4-70; D. Robinson 3-31; L. McCoy 2-23; D. Williams 3-15

IND — N. Hines 4-46; T. Hilton 4-37; J. Doyle 3-19; M. Mack 3-16; M. Alie-Cox 1-10; E. Ebron 1-8; Z. Pascal 1-8; D. Cain 1-7

PASSING

KC — P. Mahomes 39-22-321, TD, 0 INT

IND — J. Brissett 29-18-151, 0 TDs, 1 INT

INTERCEPTIONS

KC — T. Mathieu 1

IND — None

SACKS

KC — None

IND — J. Houston 1.0; K. Moore II 1.0; G. Stewart 1.0; J. Sheard 0.5; K. Turay 0.5

FIELD GOALS

KC — H. Butker (29) (36)

IND — A. Vinatieri (32) (32) (31) (29)



WEEK 6:

Texans 31, Chiefs 24

October 13, 2019 • Arrowhead Stadium • 73,323



Houston Texans	3	20	0	8	—	31
Kansas City Chiefs	17	0	7	0	—	24

KC — T.Hill 46 yd. pass from P.Mahomes (H.Butker kick) (6-91, 3:18)

KC — H.Butker 41 yd. Field Goal (4-5, 1:17)

HOU — K.Fairbairn 44 yd. Field Goal (12-49, 4:33)

KC — Dam.Williams 14 yd. pass from P.Mahomes (H.Butker kick) (9-90, 4:18)

HOU — D.Johnson 11 yd. pass from D.Watson (kick failed, wr) (10-75, 4:13)

HOU — C.Hyde 2 yd. run (K.Fairbairn kick) (12-80, 5:36)

HOU — D.Watson 3 yd. run (K.Fairbairn kick) (1-3, 0:07)

KC — T.Hill 6 yd. pass from P.Mahomes (H.Butker kick) (10-64, 4:25)

HOU — D.Watson 1 yd. run (D.Watson-D.Hopkins pass) (12-93, 8:32)

TEAM STATISTICS	TEXANS	CHIEFS
First Downs	35	20
Total Net Yards	472	309
Rushes/Net Yards	41/192	11/53
Net Passing	280	256
Pass Attempts/Completions	42/30	35/19
Had Intercepted	2	1
Sacked/Yards Lost	0/0	1/17
Punts/Average	0/0.0	2/59.5
Penalties/Yards	10/70	11/79
Fumbles/Lost	1/1	1/1
Possession Time	39:48	20:12

RUSHING

KC — L. McCoy 8-44; D. Williams 1-6; D. Thomas 1-4; P. Mahomes 1-(-1)

HOU — C. Hyde 26-116, TD; D. Watson 10-42, 2 TDs; D. Johnson 5-34

RECEIVING

KC — T. Hill 5-80, 2 TDs; T. Kelce 4-58; D. Williams 1-52; M. Hardman 4-45; B. Pringle 2-24; D. Williams 1-14, TD; L. McCoy 2-(-0)

HOU — D. Fells 6-69; D. Hopkins 9-55; W. Fuller V 5-44; K. Coutee 4-39; J. Akins 3-39; D. Johnson 2-20, TD; C. Hyde 1-14

PASSING

KC — P. Mahomes 35-19-273, 3 TDs, 1 INT

HOU — D. Watson 42-30-280, TD, 2 INT

INTERCEPTIONS

KC — J. Thornhill 1; C. Ward 1

HOU — T. Gipson Sr. 1

SACKS

KC — None

HOU — C. Omenihu 1.0

FIELD GOALS

KC — H. Butker (41) 50WR

HOU — K. Fairbairn (44) 46WL



WEEK 7:

Chiefs 30, Broncos 6

October 17, 2019 • Empower Field at Mile High • 76,748



Kansas City Chiefs	10	10	7	3	—	30
Denver Broncos	6	0	0	0	—	6

DEN — R.Freeman 1 yd. run (run failed) (10-75, 5:54)**KC** — M.Hardman 21 yd. pass from P.Mahomes (H.Butker kick) (8-75, 4:56)**KC** — H.Butker 33 yd. Field Goal (4-6, 1:31)**KC** — H.Butker 20 yd. Field Goal (13-37, 6:53)**KC** — R.Ragland 5 yd. fumble return (H.Butker kick)**KC** — T.Hill 57 yd. pass from M.Moore (H.Butker kick) (2-73, 0:40)**KC** — H.Butker 39 yd. Field Goal (5-30, 3:06)

TEAM STATISTICS	CHIEFS	BRONCOS
First Downs	14	15
Total Net Yards	271	205
Rushes/Net Yards	27/80	21/71
Net Passing	191	134
Pass Attempts/Completions	30/20	34/21
Had Intercepted	0	0
Sacked/Yards Lost	1/2	9/79
Punts/Average	6/44.3	7/40.0
Penalties/Yards	6/46	4/33
Fumbles/Lost	1/0	3/1
Possession Time	32:13	27:47

RUSHING**KC** — L. McCoy 12-64; D. Williams 9-7; A. Sherman 2-7; P. Mahomes 1-2; D. Williams 2-1; M. Moore 1-(-1)**DEN** — P. Lindsay 11-36; R. Freeman 10-35, TD**RECEIVING****KC** — T. Hill 3-74, TD; T. Kelce 6-44; D. Robinson 3-31; M. Hardman 2-28, TD; L. McCoy 2-12; D. Williams 2-5; D. Williams 2-(-1)**DEN** — C. Sutton 6-87; E. Sanders 5-60; R. Freeman 4-32; A. Janovich 1-22; N. Fant 1-7; D. Spencer 1-5; D. Hamilton 2-4; P. Lindsay 1-(-4)**PASSING****KC** — M. Moore 19-10-117, TD, 0 INT; P. Mahomes 11-10-76, TD, 0 INT**DEN** — J. Flacco 34-21-213, 0 TDs, 0 INT**INTERCEPTIONS****KC** — None**DEN** — None**SACKS****KC** — F. Clark 2.0; A. Hitchens 2.0; A. Okafor 2.0; E. Ogbah 1.0; R. Ragland 1.0; A. Watts 1.0**DEN** — D. Walker 1.0**FIELD GOALS****KC** — H. Butker (33) (20) (39)**DEN** — B. McManus 45WR

WEEK 8:

Packers 31, Chiefs 24

October 27, 2019 • Arrowhead Stadium • 73,558



Green Bay Packers	14	0	3	14	—	31
Kansas City Chiefs	0	17	0	7	—	24

GB — A.Jones 4 yd. pass from A.Rodgers (M.Crosby kick) (10-74, 6:17)**GB** — J.Williams 1 yd. run (M.Crosby kick) (4-60, 2:02)**KC** — T.Kelce 29 yd. pass from M.Moore (H.Butker kick) (12-89, 6:14)**KC** — M.Hardman 30 yd. pass from M.Moore (H.Butker kick) (5-62, 1:50)**KC** — H.Butker 28 yd. Field Goal (11-74, 3:03)**GB** — M.Crosby 35 yd. Field Goal (15-72, 8:33)**GB** — J.Williams 3 yd. pass from A.Rodgers (M.Crosby kick) (5-27, 2:22)**KC** — Dam.Williams 3 yd. run (H.Butker kick) (10-75, 4:56)**GB** — A.Jones 67 yd. pass from A.Rodgers (M.Crosby kick) (2-75, 0:59)

TEAM STATISTICS	PACKERS	CHIEFS
First Downs	21	21
Total Net Yards	374	337
Rushes/Net Yards	26/118	20/88
Net Passing	256	249
Pass Attempts/Completions	33/23	36/24
Had Intercepted	0	0
Sacked/Yards Lost	5/49	2/18
Punts/Average	3/35.3	3/51.3
Penalties/Yards	4/25	3/30
Fumbles/Lost	0/0	1/1
Possession Time	33:13	26:47

RUSHING**KC** — L. McCoy 9-40; D. Williams 7-30, TD; D. Williams 2-10; T. Hill 1-5; M. Moore 1-3**GB** — A. Jones 13-67; A. Rodgers 6-29; J. Williams 7-22, TD**RECEIVING****KC** — T. Hill 6-76; T. Kelce 4-63, TD; M. Hardman 2-55, TD; S. Watkins 5-45; L. McCoy 4-23; D. Robinson 2-6; D. Thompson 1-(-1)**GB** — A. Jones 7-159, 2 TDs; J. Kumerow 2-48; A. Lazard 5-42; J. Graham 3-20; J. Williams 3-14, TD; M. Lewis 1-11; G. Allison 1-7; M. Valdes-Scantling 1-4**PASSING****KC** — M. Moore 36-24-267, 2 TDs, 0 INT**GB** — A. Rodgers 33-23-305, 3 TDs, 0 INT**INTERCEPTIONS****KC** — None**GB** — None**SACKS****KC** — T. Kpassagnon 2.0; E. Ogbah 1.0; K. Saunders 1.0; D. Wilson 1.0**GB** — Z. Smith 2.0**FIELD GOALS****KC** — H. Butker 50WL (28)**GB** — M. Crosby (35)



WEEK 9:

Chiefs 26, Vikings 23

November 3, 2019 • Arrowhead Stadium • 73,615



Minnesota Vikings	7	3	6	7	—	23
Kansas City Chiefs	7	3	10	6	—	26

KC — T.Hill 40 yd. pass from M.Moore (H.Butker kick) (7-67, 3:15)

MIN — O.Johnson 4 yd. pass from K.Cousins (D.Bailey kick) (12-75, 5:31)

KC — H.Butker 24 yd. Field Goal (17-85, 8:56)

MIN — D.Bailey 29 yd. Field Goal (12-57, 1:36)

MIN — A.Abdullah 16 yd. pass from K.Cousins (kick failed, wl) (5-38, 3:01)

KC — Dam.Williams 91 yd. run (H.Butker kick) (2-97, 0:48)

KC — H.Butker 45 yd. Field Goal (7-39, 2:58)

MIN — K.Rudolph 3 yd. pass from K.Cousins (D.Bailey kick) (11-75, 4:31)

KC — H.Butker 54 yd. Field Goal (8-38, 4:05)

KC — H.Butker 44 yd. Field Goal (5-19, 1:47)

TEAM STATISTICS**VIKINGS****CHIEFS**

First Downs	17	17
Total Net Yards	308	377
Rushes/Net Yards	27/96	18/147
Net Passing	212	230
Pass Attempts/Completions	38/19	35/25
Had Intercepted	0	0
Sacked/Yards Lost	1/8	5/45
Punts/Average	8/44.1	5/50.2
Penalties/Yards	3/25	4/25
Fumbles/Lost	1/0	3/1
Possession Time	28:12	31:48

RUSHING

KC — D. Williams 12-125, TD; L. McCoy 3-9; M. Hardman 1-7; T. Hill 1-5; D. Williams 1-1

MIN — D. Cook 21-71; S. Diggs 1-12; A. Mattison 3-6; K. Cousins 1-5; A. Abdullah 1-2

RECEIVING

KC — T. Hill 6-140, TD; S. Watkins 7-63; T. Kelce 7-62; D. Robinson 1-5; D. Williams 2-3; B. Bell 1-2; L. McCoy 1-(0)

MIN — L. Treadwell 3-58; D. Cook 4-45; C. Ham 2-37; I. Smith Jr. 4-33; K. Rudolph 3-23, TD; A. Abdullah 1-16, TD; S. Diggs 1-4; B. Johnson 1-4, TD

PASSING

KC — M. Moore 35-25-275, TD, 0 INT

MIN — K. Cousins 38-19-220, 3 TDs, 0 INT

INTERCEPTIONS

KC — None

MIN — None

SACKS

KC — C. Jones 1.0

MIN — E. Griffen 1.0; I. Odenigbo 1.0; H. Smith 1.0; S. Weatherly 1.0; D. Hunter 0.5; J. Johnson 0.5

FIELD GOALS

KC — H. Butker (24) (45) (54) (44)

MIN — D. Bailey (29)



WEEK 10:

Titans 35, Chiefs 32

November 10, 2019 • Nissan Stadium • 68,864



Kansas City Chiefs	10	3	9	10	—	32
Tennessee Titans	0	13	7	15	—	35

KC — T.Kelce 3 yd. pass from P.Mahomes (H.Butker kick) (12-69, 5:41)

KC — H.Butker 30 yd. Field Goal (4-8, 3:05)

TEN — A.Firkser 9 yd. pass from R.Tannehill (R.Succop kick) (4-73, 1:34)

TEN — R.Evans 53 yd. fumble return (kick failed, wl)

KC — H.Butker 41 yd. Field Goal (10-52, 5:02)

KC — T.Hill 11 yd. pass from P.Mahomes (kick failed, wl) (10-77, 5:40)

TEN — D.Henry 68 yd. run (R.Succop kick) (2-74, 0:56)

KC — H.Butker 43 yd. Field Goal (10-50, 4:00)

KC — M.Hardman 63 yd. pass from P.Mahomes (H.Butker kick) (5-79, 2:06)

TEN — D.Henry 1 yd. run (R.Succop kick) (10-75, 5:28)

KC — H.Butker 39 yd. Field Goal (7-53, 3:12)

TEN — A.Humphries 23 yd. pass from R.Tannehill (R.Tannehill run) (4-61, 0:58)

TEAM STATISTICS**CHIEFS****TITANS**

First Downs	28	19
Total Net Yards	530	371
Rushes/Net Yards	25/97	26/225
Net Passing	433	146
Pass Attempts/Completions	51/36	19/13
Had Intercepted	0	0
Sacked/Yards Lost	2/13	4/35
Punts/Average	1/26.0	4/51.0
Penalties/Yards	9/80	8/64
Fumbles/Lost	2/1	1/1
Possession Time	37:52	22:08

RUSHING

KC — D. Williams 19-77; S. Watkins 2-12; D. Williams 2-6; T. Hill 1-3; D. Thompson 1-(-1)

TEN — D. Henry 23-188, 2 TDs; R. Tannehill 3-37

RECEIVING

KC — T. Hill 11-157, TD; T. Kelce 7-75, TD; M. Hardman 1-63, TD; D. Robinson 4-56; S. Watkins 5-39; D. Williams 5-32; D. Williams 1-9; D. Thompson 1-8; D. Yelder 1-7

TEN — K. Raymond 1-52; A. Firkser 3-36, TD; J. Smith 4-30; A. Humphries 1-23, TD; T. Sharpe 1-20; A. Brown 1-17; D. Henry 2-3

PASSING

KC — P. Mahomes 50-36-446, 3 TDs, 0 INT; D. Colquitt 1-0-(0), 0 TDs, 0 INT

TEN — R. Tannehill 19-13-181, 2 TDs, 0 INT

INTERCEPTIONS

KC — None

TEN — None

SACKS

KC — C. Jones 2.0; F. Clark 1.0; E. Ogbah 1.0

TEN — R. Evans 1.0; H. Landry III 1.0

FIELD GOALS

KC — H. Butker (30) (41) (43) (39) 52B

TEN — None



WEEK 11:

Chiefs 24, Chargers 17

November 18, 2019 • Azteca Stadium • 76,252



Kansas City Chiefs	0	10	14	0	—	24
Los Angeles Chargers	3	6	8	0	—	17

LAC — M.Badgley 27 yd. Field Goal (9-68, 5:29)

KC — L.McCoy 6 yd. run (H.Butker kick) (1-6, 0:05)

LAC — M.Badgley 26 yd. Field Goal (9-67, 3:44)

KC — H.Butker 41 yd. Field Goal (9-52, 3:18)

LAC — M.Badgley 49 yd. Field Goal (9-44, 1:43)

KC — D.Williams 6 yd. run (H.Butker kick) (9-75, 5:31)

KC — T.Kelce 23 yd. pass from P.Mahomes (H.Butker kick) (6-54, 3:20)

LAC — K.Allen 7 yd. pass from P.Rivers (P.Rivers-H.Henry pass) (6-75, 3:12)

TEAM STATISTICS

CHIEFS

CHARGERS

First Downs	18	23
Total Net Yards	310	438
Rushes/Net Yards	27/130	19/93
Net Passing	180	345
Pass Attempts/Completions	32/19	52/28
Had Intercepted	1	4
Sacked/Yards Lost	1/2	2/8
Punts/Average	6/40.0	3/47.7
Penalties/Yards	8/102	9/60
Fumbles/Lost	1/0	3/0
Possession Time	28:58	31:02

RUSHING

KC — P. Mahomes 5-59; D. Williams 11-35, TD; L. McCoy 7-29, TD; D. Williams 4-7

LAC — M. Gordon III 14-69; A. Ekeler 5-24

RECEIVING

KC — T. Kelce 7-92, TD; L. McCoy 4-28; S. Watkins 2-26; M. Hardman 2-13; B. Pringle 1-9; D. Williams 2-8; D. Williams 1-6

LAC — A. Ekeler 8-108; M. Williams 2-76; K. Allen 8-71, TD; H. Henry 6-69; M. Gordon III 3-21; V. Green 1-8

PASSING

KC — P. Mahomes 32-19-182, TD, 1 INT

LAC — P. Rivers 52-28-353, TD, 4 INT

INTERCEPTIONS

KC — R. Fenton 1; T. Mathieu 1; D. Nnadi 1; D. Sorensen 1

LAC — R. Jenkins 1

SACKS

KC — F. Clark 1.0; M. Pennel 1.0

LAC — M. Ingram III 1.0

FIELD GOALS

KC — H. Butker (41)

LAC — M. Badgley (27) (26) (49) 40WR



WEEK 13:

Chiefs 40, Raiders 9

December 1, 2019 • Arrowhead Stadium • 73,548



Oakland Raiders	0	0	0	9	—	9
Kansas City Chiefs	7	14	10	9	—	40

KC — D.Williams 3 yd. pass from P.Mahomes (H.Butker kick) (11-47, 3:31)

KC — P.Mahomes 13 yd. run (H.Butker kick) (8-60, 3:25)

KC — J.Thornhill 46 yd. interception return (H.Butker kick)

KC — H.Butker 50 yd. Field Goal (9-34, 2:57)

KC — L.McCoy 3 yd. run (H.Butker kick) (4-64, 2:15)

OAK — D.Carson 34 yd. Field Goal (13-60, 6:55)

KC — D.Thompson 4 yd. run (H.Butker kick) (14-75, 9:32)

OAK — D.Carrier 4 yd. pass from D.Carr (10-75, 4:45)

KC — C.Ward defensive two point conversion

TEAM STATISTICS

RAIDERS

CHIEFS

First Downs	19	22
Total Net Yards	332	259
Rushes/Net Yards	25/122	29/96
Net Passing	210	163
Pass Attempts/Completions	30/20	29/15
Had Intercepted	2	0
Sacked/Yards Lost	2/12	1/12
Punts/Average	2/38.5	2/41.5
Penalties/Yards	12/99	0/0
Fumbles/Lost	2/1	0/0
Possession Time	31:41	28:19

RUSHING

KC — D. Thompson 11-44, TD; P. Mahomes 3-25, TD; D. Williams 6-13; L. McCoy 5-10, TD; M. Hardman 1-9; A. Sherman 1-(0); M. Moore 1-(-1); T. Hill 1-(-4)

OAK — J. Jacobs 17-104; D. Carr 3-7; D. Washington 2-5; A. Ingold 1-4; J. Richard 1-2; T. Davis 1-(0)

RECEIVING

KC — T. Kelce 5-90; T. Hill 5-55; L. McCoy 3-20; A. Sherman 1-7; D. Williams 1-3, TD

OAK — D. Waller 7-100; D. Washington 3-44; F. Moreau 1-15; Z. Jones 2-14; A. Ingold 2-13; K. Doss 1-11; D. Carrier 2-10, TD; T. Williams 1-9; J. Richard 1-6

PASSING

KC — P. Mahomes 29-15-175, TD, 0 INT

OAK — D. Carr 30-20-222, TD, 2 INT

INTERCEPTIONS

KC — T. Mathieu 1; J. Thornhill 1

OAK — T. Mullen 1

SACKS

KC — C. Jones 1.0; T. Kpassagnon 1.0

OAK — M. Hurst 1.0

FIELD GOALS

KC — H. Butker (50)

OAK — D. Carlson 44WL (34)



CHIEFS KINGDOM

ROSTER, DEPTH & TRANSACTIONS



2019 KANSAS CITY CHIEFS NUMERICAL ROSTER

(As of November 30, 2019)

NO.	NAME	POS.	HT.	WT.	AGE	EXP.	COLLEGE	HOW ACQ.	HOMETOWN
2	Dustin Colquitt	P	6-3	210	37	15	Tennessee	D3-05	Knoxville, Tenn.
4	Chad Henne	QB	6-3	222	34	12	Michigan	UFA-18	West Lawn, Pa.
7	Harrison Butker	K	6-4	205	24	3	Georgia Tech	FA-17	Decatur, Ga.
8	Matt Moore	QB	6-3	219	35	12	Oregon State	FA-19	Van Nuys, Calif.
10	Tyreek Hill	WR	5-10	185	25	4	West Alabama	D5b-16	Pearson, Ga.
11	Demarcus Robinson	WR	6-1	203	25	4	Florida	D4c-16	Fort Valley, Ga.
12	Gehrig Dieter	WR	6-3	207	26	2	Alabama	CFA-17	South Bend, Ind.
13	Byron Pringle	WR	6-1	203	26	2	Kansas State	CFA-18	Tampa, Fla.
14	Sammy Watkins	WR	6-1	211	26	6	Clemson	UFA-18	Fort Myers, Fla.
15	Patrick Mahomes	QB	6-3	230	24	3	Texas Tech	D1-17	Tyler, Texas
17	Mecole Hardman	WR	5-10	187	21	R	Georgia	D2a-19	Bowman, Ga.
20	Morris Claiborne	CB	5-11	192	29	8	LSU	FA-19	Shreveport, La.
21	Bashaud Breeland	CB	5-11	195	27	6	Clemson	UFA-19	Allendale, S.C.
22	Juan Thornhill	S	6-0	205	24	R	Virginia	D2b-19	Altavista, Va.
23	Armani Watts	S	5-11	205	23	2	Texas A&M	D4-18	Forney, Texas
24	Jordan Lucas	S	6-1	190	26	4	Penn State	T (MIA)-18	New Rochelle, N.Y.
25	LeSean McCoy	RB	5-11	210	31	11	Pittsburgh	FA-19	Harrisburg, Pa.
26	Damien Williams	RB	5-11	224	27	6	Oklahoma	UFA-18	San Diego, Calif.
27	Rashad Fenton	CB	5-11	188	22	R	South Carolina	D6a-19	Miami, Fla.
29	Kendall Fuller	CB	5-11	198	24	4	Virginia Tech	T (WAS)-18	Baltimore, Md.
31	Darrel Williams	RB	5-11	224	24	2	LSU	CFA-18	Marrero, La.
32	Tyrann Mathieu	S	5-9	190	27	7	LSU	UFA-19	New Orleans, La.
34	Darwin Thompson	RB	5-8	200	22	R	Utah State	D6b-19	Tulsa, Okla.
35	Charvarius Ward	CB	6-1	198	23	2	Middle Tennessee State	T (DAL)-18	McCombs, Miss.
41	James Winchester	LS	6-3	240	30	5	Oklahoma	FA-15	Washington, Okla.
42	Anthony Sherman	FB	5-10	242	30	9	Connecticut	T (ARI)-13	North Attleborough, Mass.
44	Dorian O'Daniel	LB	6-1	220	25	2	Clemson	D3b-18	Olney, Md.
49	Daniel Sorensen	S	6-2	208	29	6	BYU	CFA-14	Colton, Calif.
50	Darron Lee	LB	6-1	232	25	4	Ohio State	T (NYJ)-19	Chattanooga, Tenn.
52	Demone Harris	DE	6-4	272	23	1	Buffalo	FA-19	Buffalo, N.Y.
53	Anthony Hitchens	LB	6-0	235	27	6	Iowa	UFA-18	Lorain, Ohio
54	Damien Wilson	LB	6-0	245	26	5	Minnesota	UFA-19	Gloster, Miss.
55	Frank Clark	DE	6-3	260	26	5	Michigan	T (SEA)-19	Cleveland, Ohio
56	Ben Niemann	LB	6-2	235	24	2	Iowa	CFA-18	Sycamore, Ill.
59	Reggie Ragland	LB	6-2	252	26	4	Alabama	T (BUF)-17	Madison, Ala.
61	Stefen Wisniewski	G	6-3	305	30	9	Penn State	FA-19	Pittsburgh, Pa.
62	Austin Reiter	C	6-3	300	28	4	South Florida	W (CLE)-18	Bradenton, Fla.
64	Mike Pannel	DT	6-4	330	28	6	Colorado State-Pueblo	FA-19	Aurora, Colo.
68	Jackson Barton	T	6-7	302	24	R	Utah	FA-19	Salt Lake City, Utah
71	Mitchell Schwartz	T	6-5	320	30	8	California	UFA-16	Pacific Palisades, Calif.
72	Eric Fisher	T	6-7	315	28	7	Central Michigan	D1-13	Rochester, Mich.
73	Nick Allegretti	G	6-4	320	23	R	Illinois	D7-19	Frankfort, Ill.
75	Cam Erving	T	6-5	313	27	5	Florida State	T (CLE)-17	Moultrie, Ga.
76	Laurent Duvernay-Tardif	G	6-5	321	28	6	McGill	D6b-14	Montreal, Quebec
77	Andrew Wylie	G	6-6	309	25	2	Eastern Michigan	FA-17	Midland, Mich.
81	Blake Bell	TE	6-6	252	28	5	Oklahoma	FA-19	Wichita, Kan.
82	Deon Yelder	TE	6-4	255	24	2	Western Kentucky	FA-18	Louisville, Ky.
87	Travis Kelce	TE	6-5	260	30	7	Cincinnati	D3a-13	Cleveland Heights, Ohio
91	Derrick Nnadi	DT	6-1	312	23	2	Florida State	D3a-18	Virginia Beach, Va.
92	Tanoh Kpassagnon	DE	6-7	289	25	3	Villanova	D2-17	Kalamazoo, Mich.
95	Chris Jones	DT	6-6	310	25	4	Mississippi State	D2-16	Houston, Miss.
97	Alex Okafor	DE	6-4	261	28	7	Texas	UFA-19	Dallas, Texas
99	Khalen Saunders	DT	6-0	324	23	R	Western Illinois	D3-19	St. Louis, Mo.
Practice Squad									
1	Jody Fortson	WR	6-6	230	23	R	Valdosta State	CFA-19	Buffalo, N.Y.
9	Kyle Shurmur	QB	6-4	225	23	R	Vanderbilt	CFA-19	Philadelphia, Pa.
30	Alex Brown	DB	5-11	170	23	R	South Carolina State	FA-19	Holly Hill, S.C.
30	Elijah McGuire	RB	5-10	214	25	3	Louisiana-Lafayette	FA-19	Houma, La.
43	Emmanuel Smith	LB	6-2	240	24	1	Vanderbilt	FA-19	Murfreesboro, Tenn.
48	Nick Keizer	TE	6-4	251	24	1	Grand Valley State	FA-19	Kalamazoo, Mich.
60	Ryan Hunter	G	6-3	316	24	1	Bowling Green	CFA-18	North Bay, Ontario
93	Devaroe Lawrence	DT	6-2	295	27	1	Auburn	FA-19	Greenville, S.C.
94	Cameron Malveaux	DE	6-5	265	25	2	Houston	FA-19	Beaumont, Texas
96	Braxton Hoyett	DT	6-2	302	23	R	Mississippi State	FA-19	Pelham, Ala.
Reserve/Non-Football Injury									
47	Darius Harris	LB	6-2	238	23	R	Middle Tennessee State	CFA-19	Horn Lake, Miss.
79	Tim Ward	DE	6-6	255	22	R	Old Dominion	CFA-19	High Point, N.C.
Reserved/Injured									
20	Keith Reaser	CB	6-0	190	28	4	Florida Atlantic	FA-19	Miami, Fla.
19	Marcus Kemp	WR	6-4	210	24	2	Hawaii	CFA-17	Layton, Utah
40	John Lovett	FB	6-3	225	23	R	Princeton	CFA-19	Wantagh, N.Y.
57	Breeland Speaks	DE	6-3	285	23	2	Mississippi	D2-18	Jackson, Miss.
70	Greg Senat	T	6-6	305	25	2	Wagner	W (BAL)-19	Elmont, N.Y.
74	Martinas Rankin	T	6-5	311	25	2	Mississippi State	T (HOU)-19	Mendenhall, Miss.
80	Felton Davis	WR	6-3	211	22	R	Michigan State	CFA-19	Richmond, Va.
88	David Wells	TE	6-6	260	24	1	San Diego State	FA-18	Fresno, Calif.
90	Emmanuel Ogbah	DE	6-4	275	26	4	Oklahoma State	T (CLE)-19	Lagos, Nigeria
98	Xavier Williams	DT	6-2	309	27	5	Northern Iowa	RFA-18	Kansas City, Mo.

HEAD COACH: Andy Reid

OFFENSE: Eric Bieniemy (Offensive Coordinator); Joe Bleymaier (Pass Game Analyst/Asst. QBs); David Girardi (Offensive Quality Control); Andy Heck (Offensive Line); Mike Kafka (Quarterbacks); Greg Lewis (Wide Receivers); Corey Mattheae (Asst. Offensive Line); Deland McCullough (Running Backs); Tom Melvin (Tight Ends).

DEFENSE: Steve Spagnuolo (Defensive Coordinator); Terry Bradden (Defensive Quality Control); Brendan Daly (Run Game Coordinator/Defensive Line); Connor Embree (Defensive Assistant); Matt House (Linebackers); Sam Madison (Defensive Backs/Cornerbacks); Dave Merritt (Defensive Backs); Britt Reid (Linebackers/Outside Linebackers); Alex Whittingham (Defensive Quality Control).

SPECIALISTS: Dave Toub (Assistant Head Coach/Special Teams Coordinator); Rod Wilson (Asst. Special Teams).

MISCELLANEOUS: Barry Rubin (Head Strength & Conditioning); Greg Carbin (Asst. Strength & Conditioning); Travis Crittenden (Asst. Strength & Conditioning); Ryan Reynolds (Asst. Strength & Conditioning); Mike Frazier (Statistical Analysis Coordinator); Porter Ellett (Senior Asst. to Head Coach).

2019 KANSAS CITY CHIEFS ALPHABETICAL ROSTER

(As of November 30, 2019)

NO.	NAME	POS.	HT.	WT.	AGE	EXP.	COLLEGE	HOW ACQ.	HOMETOWN
73	Allegretti, Nick	G	6-4	320	23	R	Illinois	D7-19	Frankfort, Ill.
68	Barton, Jackson	T	6-7	302	24	R	Utah	FA-19	Salt Lake City, Utah
21	Breeland, Bashaud	CB	5-11	195	27	6	Clemson	UFA-19	Allendale, S.C.
81	Bell, Blake	TE	6-6	252	28	5	Oklahoma	FA-19	Wichita, Kan.
7	Butker, Harrison	K	6-4	205	24	3	Georgia Tech	FA-17	Decatur, Ga.
55	Clark, Frank	DE	6-3	260	26	5	Michigan	T (SEA)-19	Cleveland, Ohio
20	Claiborne, Morris	CB	5-11	192	29	8	LSU	FA-19	Shreveport, La.
2	Colquitt, Dustin	P	6-3	210	37	15	Tennessee	D3-05	Knoxville, Tenn.
12	Dieter, Gehrig	WR	6-3	207	26	2	Alabama	CFA-17	South Bend, Ind.
76	Duvernay-Tardif, Laurent	G	6-5	321	28	6	McGill	D6b-14	Montreal, Quebec
75	Erving, Cam	T	6-5	313	27	5	Florida State	T (CLE)-17	Moultrie, Ga.
27	Fenton, Rashad	CB	5-11	188	22	R	South Carolina	D6a-19	Miami, Fla.
72	Fisher, Eric	T	6-7	315	28	7	Central Michigan	D1-13	Rochester, Mich.
29	Fuller, Kendall	CB	5-11	198	24	4	Virginia Tech	T (WAS)-18	Baltimore, Md.
17	Hardman, Mecole	WR	5-10	187	21	R	Georgia	D2a-19	Bowman, Ga.
52	Harris, Demone	DE	6-4	272	23	1	Buffalo	FA-19	Buffalo, N.Y.
4	Henne, Chad	QB	6-3	222	34	11	Michigan	UFA-18	West Lawn, Pa.
10	Hill, Tyreek	WR	5-10	185	25	4	West Alabama	D5b-16	Pearson, Ga.
53	Hitchens, Anthony	LB	6-0	235	27	6	Iowa	UFA-18	Lorain, Ohio
95	Jones, Chris	DT	6-6	310	25	4	Mississippi State	D2-16	Houston, Miss.
87	Kelce, Travis	TE	6-5	260	30	7	Cincinnati	D3a-13	Cleveland Heights, Ohio
92	Kpassagnon, Tanoh	DE	6-7	289	25	3	Villanova	D2-17	Kalamazoo, Mich.
50	Lee, Darron	LB	6-1	232	25	4	Ohio State	T (NYJ)-19	Chattanooga, Tenn.
24	Lucas, Jordan	S	6-1	190	26	4	Penn State	T (MIA)-18	New Rochelle, N.Y.
15	Mahomes, Patrick	QB	6-3	230	24	3	Texas Tech	D1-17	Tyler, Texas
32	Mathieu, Tyrann	S	5-9	190	27	7	LSU	UFA-19	New Orleans, La.
25	McCoy, LeSean	RB	5-11	210	31	11	Pittsburgh	FA-19	Harrisburg, Pa.
8	Moore, Matt	QB	6-3	219	35	12	Oregon State	FA-19	Van Nuys, Calif.
56	Niemann, Ben	LB	6-2	235	24	2	Iowa	CFA-18	Sycamore, Ill.
91	Nnadi, Derrick	DT	6-1	312	23	2	Florida State	D3-18	Virginia Beach, Va.
44	O'Daniel, Dorian	LB	6-1	220	25	2	Clemson	D3b-18	Olney, Md.
97	Okafor, Alex	DE	6-4	261	28	7	Texas	UFA-19	Dallas, Texas
64	Pennel, Mike	DT	6-4	330	28	6	Colorado State-Pueblo	FA-19	Aurora, Colo.
13	Pringle, Byron	WR	6-1	203	26	2	Kansas State	CFA-18	Tampa, Fla.
59	Ragland, Reggie	LB	6-2	252	26	4	Alabama	T (BUF)-17	Madison, Ala.
62	Reiter, Austin	C	6-3	300	28	4	South Florida	W (CLE)-18	Bradenton, Fla.
11	Robinson, Demarcus	WR	6-1	203	25	4	Florida	D4c-16	Fort Valley, Ga.
99	Saunders, Khalel	DT	6-0	324	23	R	Western Illinois	D3-19	St. Louis, Mo.
71	Schwartz, Mitchell	T	6-5	320	30	8	California	UFA-16	Pacific Palisades, Calif.
42	Sherman, Anthony	FB	5-10	242	30	9	Connecticut	T (ARI)-13	North Attleborough, Mass.
49	Sorensen, Daniel	S	6-2	208	29	6	BYU	CFA-14	Colton, Calif.
34	Thompson, Darwin	RB	5-8	200	22	R	Utah State	D6b-19	Tulsa, Okla.
22	Thornhill, Juan	S	6-0	205	24	R	Virginia	D2b-19	Altavista, Va.
35	Ward, Charvarius	CB	6-1	198	23	2	Middle Tennessee State	T (DAL)-18	McCombs, Miss.
14	Watkins, Sammy	WR	6-1	211	26	6	Clemson	UFA-18	Fort Myers, Fla.
23	Watts, Armani	S	5-11	205	23	2	Texas A&M	D4-18	Forney, Texas
26	Williams, Damien	RB	5-11	224	27	6	Oklahoma	UFA-18	San Diego, Calif.
31	Williams, Darrel	RB	5-11	224	24	2	LSU	CFA-18	Marrero, La.
54	Wilson, Damien	LB	6-0	245	26	5	Minnesota	UFA-19	Gloster, Miss.
41	Winchester, James	LS	6-3	240	30	5	Oklahoma	FA-15	Washington, Okla.
61	Wisniewski, Stefan	G	6-3	305	30	9	Penn State	FA-19	Pittsburgh, Pa.
77	Wylie, Andrew	G	6-6	309	25	2	Eastern Michigan	FA-17	Midland, Mich.
82	Yelder, Deon	TE	6-4	255	24	2	Western Kentucky	FA-18	Louisville, Ky.
Practice Squad									
30	Brown, Alex	DB	5-11	170	23	R	South Carolina State	FA-19	Holly Hill, S.C.
1	Fortson, Jody	WR	6-6	230	23	R	Valdosta State	CFA-19	Buffalo, N.Y.
96	Hoyett, Braxton	DT	6-2	302	23	R	Mississippi State	FA-19	Pelham, Ala.
60	Hunter, Ryan	G	6-3	316	24	1	Bowling Green	CFA-18	North Bay, Ontario
48	Keizer, Nick	TE	6-4	251	24	1	Grand Valley State	FA-19	Kalamazoo, Mich.
93	Lawrence, Devaroe	DT	6-2	295	27	1	Auburn	FA-19	Greenville, S.C.
94	Malveaux, Cameron	DE	6-5	265	25	2	Houston	FA-19	Beaumont, Texas
30	McGuire, Elijah	RB	5-10	214	25	3	Louisiana-Lafayette	FA-19	Houma, La.
9	Shurmur, Kyle	QB	6-4	225	23	R	Vanderbilt	CFA-19	Philadelphia, Pa.
43	Smith, Emmanuel	LB	6-2	240	24	1	Vanderbilt	FA-19	Murfreesboro, Tenn.
Reserve/Non-Football Injury									
47	Harris, Darius	LB	6-2	238	23	R	Middle Tennessee State	CFA-19	Horn Lake, Miss.
79	Ward, Tim	DE	6-6	255	22	R	Old Dominion	CFA-19	High Point, N.C.
Reserved/Injured									
80	Davis, Felton	WR	6-3	211	22	R	Michigan State	CFA-19	Richmond, Va.
19	Kemp, Marcus	WR	6-4	210	24	2	Hawaii	CFA-17	Layton, Utah
40	Lovett, John	FB	6-3	225	23	R	Princeton	CFA-19	Wantagh, N.Y.
90	Ogbah, Emmanuel	DE	6-4	275	26	4	Oklahoma State	T (CLE)-19	Lagos, Nigeria
74	Rankin, Martinus	T	6-5	311	25	2	Mississippi State	T (HOU)-19	Mendenhall, Miss.
20	Reaser, Keith	CB	6-0	190	28	4	Florida Atlantic	FA-19	Miami, Fla.
70	Senat, Greg	T	6-6	305	25	2	Wagner	W (BAL)-19	Elmont, N.Y.
57	Speaks, Breeland	DE	6-3	285	23	2	Mississippi	D2-18	Jackson, Miss.
88	Wells, David	TE	6-6	260	24	1	San Diego State	FA-18	Fresno, Calif.
98	Williams, Xavier	DT	6-2	309	27	5	Northern Iowa	RFA-18	Kansas City, Mo.

HEAD COACH: Andy Reid

OFFENSE: Eric Bieniemy (Offensive Coordinator); Joe Bleymaier (Pass Game Analyst/Asst. QBs); David Girardi (Offensive Quality Control); Andy Heck (Offensive Line); Mike Kafka (Quarterbacks); Greg Lewis (Wide Receivers); Corey Matthei (Asst. Offensive Line); Deland McCullough (Running Backs); Tom Melvin (Tight Ends).

DEFENSE: Steve Spagnuolo (Defensive Coordinator); Terry Bradden (Defensive Quality Control); Brendan Daly (Run Game Coordinator/Defensive Line); Connor Embree (Defensive Assistant); Matt House (Linebackers); Sam Madison (Defensive Backs/Cornerbacks); Dave Merritt (Defensive Backs); Britt Reid (Linebackers/Outside Linebackers); Alex Whittingham (Defensive Quality Control).

SPECIALISTS: Dave Toub (Assistant Head Coach/Special Teams Coordinator); Rod Wilson (Asst. Special Teams).

MISCELLANEOUS: Barry Rubin (Head Strength & Conditioning); Greg Carbin (Asst. Strength & Conditioning); Travis Crittenden (Asst. Strength & Conditioning); Ryan Reynolds (Asst. Strength & Conditioning); Mike Frazier (Statistical Analysis Coordinator); Porter Ellett (Senior Asst. to Head Coach).

2019 KANSAS CITY CHIEFS BY-POSITION ROSTER

(As of November 30, 2019)

QUARTERBACKS (3)

NO.	NAME	POS.	HT.	WT.	AGE	EXP.	COLLEGE	HOMETOWN	HOW ACQ.
4	Henne, Chad	QB	6-3	222	34	11	Michigan	West Lawn, Pa.	UFA-18
15	Mahomes, Patrick	QB	6-3	230	24	3	Texas Tech	Tyler, Texas	D1-17
8	Moore, Matt	QB	6-3	219	35	12	Oregon State	Van Nuys, Calif.	FA-19

RUNNING BACKS (5)

NO.	NAME	POS.	HT.	WT.	AGE	EXP.	COLLEGE	HOMETOWN	HOW ACQ.
25	McCoy, LeSean	RB	5-11	210	31	11	Pittsburgh	Harrisburg, Pa.	FA-19
42	Sherman, Anthony	FB	5-10	242	30	9	Connecticut	North Attleborough, Mass.	T (ARI)-13
34	Thompson, Darwin	RB	5-8	200	22	R	Utah State	Tulsa, Okla.	D6b-19
26	Williams, Damien	RB	5-11	224	27	6	Oklahoma	San Diego, Calif.	UFA-18
31	Williams, Darrel	RB	5-11	224	24	2	LSU	Marrero, La.	CFA-18

WIDE RECEIVERS (6)

NO.	NAME	POS.	HT.	WT.	AGE	EXP.	COLLEGE	HOMETOWN	HOW ACQ.
12	Dieter, Gehrig	WR	6-3	207	26	2	Alabama	South Bend, Ind.	CFA-17
17	Hardman, Mecole	WR	5-10	187	21	R	Georgia	Bowman, Ga.	D2a-19
10	Hill, Tyreek	WR	5-10	185	25	4	West Alabama	Pearson, Ga.	D5b-16
13	Pringle, Byron	WR	6-1	203	26	2	Kansas State	Tampa, Fla.	CFA-19
11	Robinson, Demarcus	WR	6-1	203	25	4	Florida	Fort Valley, Ga.	D4c-16
14	Watkins, Sammy	WR	6-1	211	26	6	Clemson	Fort Myers, Fla.	UFA-18

TIGHT ENDS (3)

NO.	NAME	POS.	HT.	WT.	AGE	EXP.	COLLEGE	HOMETOWN	HOW ACQ.
81	Bell, Blake	TE	6-6	252	28	5	Oklahoma	Wichita, Kan.	FA-19
87	Kelce, Travis	TE	6-5	260	27	7	Cincinnati	Cleveland Heights, Ohio	D3a-13
82	Yelder, Deon	TE	6-4	255	24	2	Western Kentucky	Louisville, Ky.	FA-18

OFFENSIVE LINE (9)

NO.	NAME	POS.	HT.	WT.	AGE	EXP.	COLLEGE	HOMETOWN	HOW ACQ.
73	Allegretti, Nick	G	6-4	320	23	R	Illinois	Frankfort, Ill.	D7-19
68	Barton, Jackson	T	6-7	302	24	R	Utah	Salt Lake City, Utah	FA-19
76	Duvernay-Tardif, Laurent	G	6-5	321	28	6	McGill	Montreal, Quebec	D6b-14
75	Erving, Cam	T	6-5	313	27	5	Florida State	Moultrie, Ga.	T (CLE)-17
72	Fisher, Eric	T	6-7	315	28	7	Central Michigan	Rochester, Mich.	D1-13
62	Reiter, Austin	C	6-3	300	28	4	South Florida	Bradenton, Fla.	W (CLE)-18
71	Schwartz, Mitchell	T	6-5	320	30	8	California	Pacific Palisades, Calif.	UFA-16
61	Wisniewski, Stefen	G	6-3	305	30	9	Penn State	Pittsburgh, Pa.	FA-19
77	Wylie, Andrew	G	6-6	309	25	2	Eastern Michigan	Midland, Mich.	FA-17

DEFENSIVE LINE (8)

NO.	NAME	POS.	HT.	WT.	AGE	EXP.	COLLEGE	HOMETOWN	HOW ACQ.
55	Clark, Frank	DE	6-3	260	26	5	Michigan	Cleveland, Ohio	T (SEA)-19
52	Harris, Demone	DE	6-4	272	23	1	Buffalo	Buffalo, N.Y.	FA-19
95	Jones, Chris	DT	6-6	310	25	4	Mississippi State	Houston, Miss.	D2-16
92	Kpassagnon, Tanoh	DE	6-7	289	25	3	Villanova	Kalamazoo, Mich.	D2-17
91	Nnadi, Derrick	DT	6-1	312	23	2	Florida State	Virginia Beach, Va.	D3-18
97	Okafor, Alex	DE	6-4	261	28	7	Texas	Dallas, Texas	UFA-19
64	Pennel, Mike	DT	6-4	330	28	6	Colorado State-Pueblo	Aurora, Colo.	FA-19
99	Saunders, Khalel	DT	6-0	324	23	R	Western Illinois	St. Louis, Mo.	D3-19

LINEBACKERS (6)

NO.	NAME	POS.	HT.	WT.	AGE	EXP.	COLLEGE	HOMETOWN	HOW ACQ.
53	Hitchens, Anthony	LB	6-0	235	27	6	Iowa	Lorain, Ohio	UFA-18
50	Lee, Darron	LB	6-1	232	25	4	Ohio State	Chattanooga, Tenn.	T (NYJ)-19
56	Niemann, Ben	LB	6-2	235	24	2	Iowa	Sycamore, Ill.	CFA-18
44	O'Daniel, Dorian	LB	6-1	220	25	2	Clemson	Olney, Md.	D3b-18
59	Ragland, Reggie	LB	6-2	252	26	4	Alabama	Madison, Ala.	T (BUF)-17
54	Wilson, Damien	LB	6-0	245	26	5	Minnesota	Gloster, Miss.	UFA-19

DEFENSIVE BACKS (10)

NO.	NAME	POS.	HT.	WT.	AGE	EXP.	COLLEGE	HOMETOWN	HOW ACQ.
21	Breeland, Bashaud	CB	5-11	195	27	6	Clemson	Allendale, S.C.	UFA-19
20	Claiborne, Morris	CB	5-11	192	29	8	LSU	Shreveport, La.	FA-19
27	Fenton, Rashad	CB	5-11	188	22	R	South Carolina	Miami, Fla.	D6a-19
29	Fuller, Kendall	CB	5-11	198	24	4	Virginia Tech	Baltimore, Md.	T (WAS)-18
24	Lucas, Jordan	S	6-1	190	26	4	Penn State	New Rochelle, N.Y.	T (MIA)-18
32	Mathieu, Tyrann	S	5-9	190	27	7	LSU	New Orleans, La.	UFA-19
49	Sorensen, Daniel	S	6-2	208	29	6	BYU	Colton, Calif.	CFA-14
22	Thornhill, Juan	S	6-0	205	24	R	Virginia	Altavista, Va.	D2b-19
35	Ward, Charvarius	CB	6-1	198	23	2	Middle Tennessee State	McCombs, Miss.	T (DAL)-18
23	Watts, Armani	S	5-11	205	23	2	Texas A&M	Forney, Texas	D4-18

SPECIALISTS (3)

NO.	NAME	POS.	HT.	WT.	AGE	EXP.	COLLEGE	HOMETOWN	HOW ACQ.
7	Butker, Harrison	K	6-4	205	24	3	Georgia Tech	Decatur, Ga.	FA-17
2	Colquitt, Dustin	P	6-3	210	37	15	Tennessee	Knoxville, Tenn.	D3-05
41	Winchester, James	LS	6-3	240	30	5	Oklahoma	Washington, Okla.	FA-15

2019 KANSAS CITY CHIEFS UNOFFICIAL DEPTH CHART

(As of November 30, 2019)

OFFENSE

WR	10 Tyreek Hill	11 Demarcus Robinson	13 Byron Pringle
LT	72 Eric Fisher	75 Cam Erving	
LG	77 Andrew Wylie	61 Stefen Wisniewski	
C	62 Austin Reiter	<u>73 Nick Allegretti</u>	
RG	76 Laurent Duvernay-Tardif	61 Stefen Wisniewski	
RT	71 Mitchell Schwartz	<u>68 Jackson Barton</u>	
TE	87 Travis Kelce	81 Blake Bell	82 Deon Yelder
WR	14 Sammy Watkins	<u>17 Mecole Hardman</u>	12 Gehrig Dieter
QB	15 Patrick Mahomes	8 Matt Moore	4 Chad Henne
RB	26 Damien Williams	25 LeSean McCoy	31 Darrel Williams
FB	42 Anthony Sherman		<u>34 Darwin Thompson</u>

DEFENSE

LDE	97 Alex Okafor	52 Demone Harris	
LDT	95 Chris Jones	<u>99 Khalel Saunders</u>	
RDT	91 Derrick Nnadi	64 Mike Pennel	
RDE	55 Frank Clark	92 Tanoh Kpassagnon	
LB	53 Anthony Hitchens	56 Ben Niemann	59 Reggie Ragland
LB	54 Damien Wilson	50 Darron Lee	44 Dorian O'Daniel
LCB	35 Charvarius Ward	20 Morris Claiborne	<u>27 Rashad Fenton</u>
RCB	21 Bashaud Breeland	20 Morris Claiborne	<u>27 Rashad Fenton</u>
CB	29 Kendall Fuller	<u>27 Rashad Fenton</u>	
FS	<u>22 Juan Thornhill</u>	49 Daniel Sorensen	
SS	32 Tyrann Mathieu	24 Jordan Lucas	23 Armani Watts

SPECIALISTS

P	2 Dustin Colquitt	
K	7 Harrison Butker	2 Dustin Colquitt
H	2 Dustin Colquitt	
LS	41 James Winchester	
PR	10 Tyreek Hill	<u>17 Mecole Hardman</u>
KR	<u>17 Mecole Hardman</u>	10 Tyreek Hill

Rookies Underlined

PRONUNCIATION GUIDE

Nick Allegretti	al-uh-GRET-ee
Bashaud Breeland	BA-shaud
Laurent Duvernay-Tardif	Doo-ver-nay Tar-diff
Mecole Hardman	MUH-cole
Tyreek Hill	tie-REEK
Travis Kelce	KEL-see
Tanoh Kpassagnon	TAWN-o pass-N-yo
Darron Lee	Darrin
Tyrann Mathieu	TY-run MATH-you
Ben Niemann	NEE-man
Derrick Nnadi	NAH-dee
Alex Okafor	OH-kuh-for
Mike Pennel	puh-NELL
Austin Reiter	RIGHT-er
Khalel Saunders	KAH-len
Charvarius Ward	CHAR-vair-EE-us
Stefen Wisniewski	STEFF-in wiz-NEW-ski
Andrew Wylie	WHY-lee

HOW THE 2019 CHIEFS ROSTER WAS BUILT

(As of November 30, 2019)

YEAR	DRAFT	FREE AGENTS	TRADE/WAIVERS
2005	P Dustin Colquitt (3)		
2006			
2007			
2008			
2009			
2010			
2011			
2012			
2013	T Eric Fisher (1) TE Travis Kelce (3a)		FB Anthony Sherman (T/ARI)
2014	G Laurent Duvernay-Tardif (6b)	S Daniel Sorensen (CFA)	
2015		LS James Winchester (FA)	
2016	DT Chris Jones (2) WR Demarcus Robinson (4c) WR Tyreek Hill (5b)	T Mitchell Schwartz (UFA)	
2017	QB Patrick Mahomes (1) DE Tanoh Kpassagnon (2)	K Harrison Butker (FA) WR Gehrig Dieter (CFA)	LB Reggie Ragland (T/BUF) T Cam Erving (T/CLE)
2018	DT Derrick Nnadi (3a) LB Dorian O'Daniel (3b) S Armani Watts (4)	G Andrew Wylie (FA) WR Sammy Watkins (UFA) LB Anthony Hitchens (UFA) RB Damien Williams (UFA) LB Ben Niemann (CFA) RB Darrel Williams (CFA) TE Deon Yelder (FA) WR Byron Pringle (CFA) QB Chad Henne (UFA)	CB Kendall Fuller (T/WAS) CB Charvarius Ward (T/DAL) S Jordan Lucas (T/MIA) C Austin Reiter (W/CLE)
2019	WR Mecole Hardman (2a) S Juan Thornhill (2b) DT Khalen Saunders (3) CB Rashad Fenton (6a) RB Darwin Thompson (6b) G Nick Allegretti (7)	S Tyrann Mathieu (UFA) LB Damien Wilson (UFA) DE Alex Okafor (UFA) CB Bashaud Breeland (UFA) TE Blake Bell (FA) QB Matt Moore (FA) RB LeSean McCoy (FA) CB Morris Claiborne (FA) G Stefen Wisniewski (FA) DT Mike Pennel (FA) T Jackson Barton (FA) DE Demone Harris (FA)	DE Frank Clark (T/SEA) LB Darron Lee (T/NYJ)
<u>TOTAL ROSTER BREAKDOWN</u>		8 Unrestricted Free Agents 12 Free Agents 5 College Free Agents	1 Waiver Claim 8 Trades
	18 Draft Choices		

2019 CHIEFS ROSTER BY EXPERIENCE

(As of November 30, 2019)

<u>15th Year (1)</u>	<u>6th Year (7)</u>	<u>4th Year (8)</u>	<u>2nd Year (10)</u>
P Dustin Colquitt	CB Bashaud Breeland	CB Kendall Fuller	WR Gehrig Dieter
	G Laurent Duvernay-Tardif	WR Tyreek Hill	LB Ben Niemann
<u>12th Year (1)</u>	LB Anthony Hitchens	DT Chris Jones	DT Derrick Nnadi
QB Matte Moore	DT Mike Pennel	LB Darron Lee	LB Dorian O'Daniel
	S Daniel Sorensen	S Jordan Lucas	WR Byron Pringle
<u>11th Year (2)</u>	WR Sammy Watkins	LB Reggie Ragland	CB Charvarius Ward
QB Chad Henne	RB Damien Williams	OL Austin Reiter	S Armani Watts
RB LeSean McCoy		WR Demarcus Robinson	RB Darrel Williams
	<u>5th Year (5)</u>		G Andrew Wylie
<u>9th Year (2)</u>	TE Blake Bell	<u>3rd Year (3)</u>	TE Deon Yelder
FB Anthony Sherman	DE Frank Clark	K Harrison Butker	
G Stefen Wisniewski	OL Cam Erving	LB Tanoh Kpassagnon	<u>1st Year (1)</u>
	LB Damien Wilson	QB Patrick Mahomes	DE Demone Harris
<u>8th Year (2)</u>	LS James Winchester		
CB Morris Claiborne			<u>Rookie (7)</u>
T Mitchell Schwartz			OL Nick Allegretti
			T Jackson Barton
<u>7th Year (4)</u>			CB Rashad Fenton
T Eric Fisher			WR Mecole Hardman
TE Travis Kelce			DL Khalel Saunders
S Tyrann Mathieu			RB Darwin Thompson
DE Alex Okafor			DB Juan Thornhill

2019 CHIEFS ROSTER BY DRAFT ROUND

[Overall selection in brackets]

<u>1st Round (6)</u>
[1] T Eric Fisher (2013) [4] WR Sammy Watkins (2014-BUF) [6] CB Morris Claiborne (2012-DAL) [10] QB Patrick Mahomes (2017) [19] T Cam Erving (2015-CLE) [20] LB Darron Lee (2016-NYJ)
<u>2nd Round (10)</u>
[37] T Mitchell Schwartz (2012-CLE) [37] DT Chris Jones (2016) [41] LB Reggie Ragland (2016-BUF) [48] G Stefen Wisniewski (2011-OAK) [53] RB LeSean McCoy (2009-PHI) [56] WR Mecole Hardman (2019) [57] QB Chad Henne (2008-MIA) [59] DE Tanoh Kpassagnon (2017) [63] DE Frank Clark (2015-SEA) [63] S Juan Thornhill (2019)
<u>3rd Round (7)</u>
[63] TE Travis Kelce (2013) [69] S Tyrann Mathieu (2013-ARI) [75] DT Derrick Nnadi (2018) [84] CB Kendall Fuller (2016-WAS) [84] DT Khalel Saunders (2019) [99] P Dustin Colquitt (2005) [100] LB Dorian O'Daniel (2018)
<u>4th Round (7)</u>
[102] CB Bashaud Breeland (2014-WAS) [103] DE Alex Okafor (2013-ARI) [117] TE Blake Bell (2015-SF) [119] LB Anthony Hitchens (2014-DAL) [124] S Armani Watts (2018) [126] WR Demarcus Robinson (2016) [127] LB Damien Wilson (2015-DAL)
<u>5th Round (2)</u>
[136] FB Anthony Sherman (2011-ARI) [165] WR Tyreek Hill (2016)
<u>6th Round (4)</u>
[200] G Laurent Duvernay-Tardif (2014) [201] CB Rashad Fenton (2019) [204] S Jordan Lucas (2016-MIA) [210] RB Darwin Thompson (2019)
<u>7th Round (4)</u>
[216] G Nick Allegretti (2019) [222] C Austin Reiter (2015-CLE) [233] K Harrison Butker (2017-CAR) [240] T Jackson Barton (2019-IND)
<u>Undrafted (13)</u>
QB Matt Moore (2007-DAL), LS James Winchester (2013-PHI), S Daniel Sorensen (2014), RB Damien Williams (2014-MIA), DT Mike Pennel (2014-GB), WR Gehrig Dieter (2017), G Andrew Wylie (2017-IND), LB Ben Niemann (2018), CB Charvarius Ward (2018 - DAL), RB Darrel Williams (2018), TE Deon Yelder (2018-NO), WR Byron Pringle (2018), DE Demone Harris (2018-TB)

KANSAS CITY CHIEFS 2019 TRANSACTIONS

(as of 11/30/19)

Date	Player	Transaction
Dec. 31	WALKER, Cavon, DT	Reserve/Future signing
Jan. 3	SPAIGHT, Martrell, LB	Reserve/Future signing
Jan. 21	CROCKETT, Josh, WR	Reserve/Future signing
Jan. 21	DAVISON, Raymond, LB	Reserve/Future signing
Jan. 21	HUNTER, Ryan, T	Reserve/Future signing
Jan. 21	IVIE, Joey, DT	Reserve/Future signing
Jan. 21	LITTON, Chase, QB	Reserve/Future signing
Jan. 21	MCCRAY, Robert, LB	Reserve/Future signing
Jan. 21	MURPHY, Pace, T	Reserve/Future signing
Jan. 21	WADE, D'Montre, DB	Reserve/Future signing
Jan. 21	WELLS, David, TE	Reserve/Future signing
Jan. 23	MONDEAUX, Henry, DT	Reserve/Future signing
Jan. 25	MCQUAY, LEON, S	Reserve/Future signing
Jan. 31	RIPKOWSKI, Aaron, RB	Reserve/Future signing
Feb. 19	SENIOR, Justin, T	Reserve/Future signing
Feb. 22	COATES, Sammie, WR	Signed
Feb. 22	GRAYSON, Davon, WR	Signed
Feb. 22	JOHNSON, Dontae, DB	Signed
Feb. 22	MANUEL, E.J., QB	Signed
Mar. 4	DEE, Ford, LB	Designated the franchise tag
Mar. 7	JONES-QUARTEY, Harold, DB	Signed
Mar. 9	HYDE, Carlos, RB	Signed
Mar. 10	HOUSTON, Justin, LB	Released
Mar. 12	BUTKER, Harrison, K	Tendered
Mar. 12	HAMILTON, Justin, DT	Tendered
Mar. 12	KEMP, Marcus, WR	Tendered
Mar. 12	LUCAS, Jordan, DB	Tendered
Mar. 13	BERRY, Eric, DB	Released
Mar. 13	FORD, Dee, LB	Traded
Mar. 14	MATHIEU, Tyrann, DB	Signed
Mar. 14	WILSON, Damien, LB	Signed
Mar. 14	OKAFOR, Alex, DE	Signed
Mar. 19	BREELAND, Bashaud, DB	Signed
Mar. 25	SHERMAN, Anthony, RB	Signed
Mar. 25	GORDON, Dillon, T	Waived
April 1	MURRAY, Eric, S	Traded
April 1	OGBAH, Emmanuel, DE	Acquired via Trade with CLE
April 2	KEMP, Marcus, WR	Signed exclusive rights
April 2	BELL, Blake, TE	Signed
April 3	DURHAM, Step, DB	Waived
April 5	REASER, Keith, DB	Signed
April 10	ATTAOCHU, Jeremiah, LB	Signed
April 24	CLARK, Frank, DE	Acquired via Trade with SEA
April 26	HARDMAN, Mecole, WR	Drafted in 2 nd round
April 26	THORNHILL, Juan, DB	Drafted in 2 nd round
April 26	SAUNDERS, Khalel, DT	Drafted in 3 rd round
April 27	FENTON, Rashad, CB	Drafted in 6 th round
April 27	THOMPSON, Darwin, RB	Drafted in 6 th round
April 27	ALLEGRETTI, Nick, OL	Drafted 7 th round
April 29	KOROMA, Tejan, OL	Waived
May 3	CROCKETT, Josh, WR	Waived
May 3	MONDEAUX, Henry, DT	Waived
May 3	RIPKOWSKI, Aaron, RB	Waived
May 3	ALLEGRETTI, Nick, G	Signed
May 3	FENTON, Rashad, DB	Signed
May 3	HARDMAN, Mecole, WR	Signed
May 3	THOMPSON, Darwin, RB	Signed
May 3	BOYD, Dino, T	Signed
May 3	CUSTIS, Jamal, WR	Signed
May 3	DAVIS, Felton, WR	Signed
May 3	FIELDS, Mark, DB	Signed
May 3	FOX, Jack, P	Signed
May 3	HARRIS, Darius, LB	Signed
May 3	JOHNSON, Gary, LB	Signed
May 3	JORDAN, Jamire, WR	Signed
May 3	LINTA, T.J., QB	Signed
May 3	LOVETT, John, QB	Signed
May 3	MONROE, Dakari, DB	Signed
May 3	SHURMUR, Kyle, QB	Signed
May 3	THOMPSON, Cody, WR	Signed
May 3	WARD, Tim, DE	Signed
May 3	WILLIAMS, James, RB	Signed
May 4	BURRELL, Jalin, DB	Signed
May 4	LINDSEY, Andre, WR	Signed
May 7	DAVIS, Rashard, WR	Signed
May 7	MARSHALL, Marcus, RB	Signed
May 7	MILLER, Herb, DB	Signed
May 7	SOROH, Andrew, DB	Signed
May 7	LINDSEY, Andre, WR	Waived
May 7	MCQUAY, Leon, DB	Waived
May 7	MONROE, Dakari, DB	Waived
May 7	JORDAN, Jamire, WR	Waived/Injury
May 10	MOORE, John David, RB	Waived
May 10	COATES, Sammie, WR	Released
May 10	GOLDITCH, Zack, T	Claimed off waivers
May 10	FORTSON, Joe, TE	Signed
May 13	MANUEL, E.J., QB	Retired
May 15	THORNHILL, Juan, DB	Signed
May 16	LEE, Darron, LB	Acquired via Trade with NYJ
May 19	JOHNSON, Dontae, DB	Released
May 19	PHILLIPS, John, TE	Signed
May 20	SPAIGHT, Martrell, LB	Retired
May 21	MONROE, Dakari, DB	Signed
May 28	PHILLIPS, John, TE	Released
May 28	LINTA, T.J., QB	Waived/Injury
May 29	OKEKE, Chidi, T	Signed
May 31	KEIZER, Nick, TE	Signed
June 4	SAUNDERS, Khalel, DT	Signed
June 12	BURRELL, Jalin, DB	Waived
June 13	STERLING, Neal, TE	Signed
June 13	JOHNSON, Gary, LB	Waived
June 13	SENIOR, Justin, T	Waived
June 13	WILLIAMS, James, RB	Waived
June 14	BEECHAM, Abdul, G	Signed
June 14	CALDWELL, Josh, RB	Signed
June 14	HINES, D'Juan, LB	Signed
July 24	STERLING, Neal, TE	Waived
July 24	HARRIS, Darius, LB	Placed on Active/NFI
July 27	WATTS, Armani, DB	Placed on Active/NFI
July 29	WATTS, Armani, DB	Activated from Active/NFI
July 31	HUNTER, Michael, DB	Signed
Aug. 7	REASER, Keith, DB	Placed on Reserve/Injured
Aug. 7	DIMICK, Hunter, DE	Signed
Aug. 9	CLAIBORNE, Morris, CB	Signed
Aug. 9	WELLS, David, TE	Waived/Injured
Aug. 12	GARNER, Manasseh, TE	Signed
Aug. 12	CALDWELL, Josh, RB	Waived
Aug. 19	TOLLIVER, Jalen, WR	Signed
Aug. 19	KEMP, Marcus, WR	Placed on Reserve/Injured
Aug. 20	ALLEN, Jeff, G	Signed
Aug. 20	BEECHAM, Abdul, G	Waived
Aug. 20	THOMAS, De'Anthony, WR	Signed
Aug. 20	GRAYSON, Davon, WR	Waived/Injured
Aug. 27	MOORE, Matt, QB	Signed
Aug. 27	LOVETT, John, FB	Placed on Reserve/Injured
Aug. 31	ALLEN, Jeff, G	Released
Aug. 31	BOYD, Dino, T	Waived
Aug. 31	CUSTIS, Jamal, WR	Waived
Aug. 31	DAVIS, Rashard, WR	Waived
Aug. 31	DAVISON, Raymond, LB	Waived
Aug. 31	DIMICK, Hunter, DE	Waived
Aug. 31	FORTSON, Jody, WR	Waived
Aug. 31	FOX, Jack, P	Waived
Aug. 31	GARNER, Manasseh, TE	Waived
Aug. 31	GOLDITCH, Zack, G	Waived
Aug. 31	HAMILTON, Justin, DT	Waived
Aug. 31	HINES, D'Juan, LB	Waived
Aug. 31	JONES-QUARTEY, Harold, S	Waived
Aug. 31	KEIZER, Nick, TE	Waived
Aug. 31	LITTON, Chase, QB	Waived
Aug. 31	MARSHALL, Marcus, RB	Waived
Aug. 31	MCCRAY, Rob, LB	Waived
Aug. 31	MCKENZIE, Kahlil, G	Waived
Aug. 31	MILLER, Herb, CB	Waived
Aug. 31	MONROE, Dakari, CB	Waived

Aug. 31	MURPHY, Pace, T	Waived
Aug. 31	MURRAY, Jimmy, C	Waived
Aug. 31	OKEKE, Chidi, T	Waived
Aug. 31	SHURMUR, Kyle, QB	Waived
Aug. 31	SOROH, Andrew, S	Waived
Aug. 31	THOMPSON, Cody, WR	Waived
Aug. 31	TOLLIVER, Jalen, WR	Waived
Aug. 31	WADE, D'Montre, CB	Waived
Aug. 31	WALKER, Cavon, DT	Waived
Aug. 31	DAVIS, Felton, WR	Waived/Injured
Aug. 31	HUNTER, Michael, CB	Waived/Injured
Aug. 31	DIETER, Gehrig, WR	Placed on Reserve/Injured
Aug. 31	SPEAKS, Breeland, DE	Placed on Reserve/Injured
Aug. 31	HARRIS, Darius, LB	Placed on Reserve/NFI
Aug. 31	HYDE, Carlos, RB	Traded
Aug. 31	RANKIN, Martinas, T	Acquired via Trade with HOU
Aug. 31	FIELDS, Mark, CB	Traded
Sept. 1	FORSTON, Jody, WR	Signed to practice squad
Sept. 1	KEIZER, Nick, TE	Signed to practice squad
Sept. 1	MARSHALL, Marcus, RB	Signed to practice squad
Sept. 1	MURRAY, Jimmy, C	Signed to practice squad
Sept. 1	SHURMUR, Kyle, QB	Signed to practice squad
Sept. 1	THOMPSON, Cody, WR	Signed to practice squad
Sept. 1	ATTAOCHU, Jeremiah, DE	Released
Sept. 1	ALLEN, Jeff, G	Signed
Sept. 1	HENNE, Chad, QB	Placed on Reserve/Injured
Sept. 2	MCCOY, LeSean, RB	Signed
Sept. 2	BROWN, Alex, DB	Signed to practice squad
Sept. 2	MALVEAUX, Cameron, DE	Signed to practice squad
Sept. 2	MCTYER, Torry, DB	Signed to practice squad
Sept. 2	SMITH, Emmanuel, LB	Signed to practice squad
Sept. 7	DIETER, Gehrig, WR	Reached Injury Settlement
Sept. 10	PRINGLE, Byron, WR	Waived
Sept. 10	THOMAS, De'Anthony, WR	Returned to Active Roster
Sept. 12	PRINGLE, Byron, WR	Signed to practice squad
Sept. 12	MURRAY, Jimmy, C	Released
Sept. 14	PRINGLE, Byron, WR	Signed to active roster
Sept. 14	SMITH, Tremon, CB	Waived
Sept. 16	SENAT, Greg, T	Claimed off of waivers
Sept. 16	IVIE, Joey, DT	Waived
Sept. 18	IVIE, Joey, DT	Signed to practice squad
Sept. 26	MCTYER, Torry, DB	Signed by CIN from practice squad
Sept. 30	HOYETT, Braxton, DT	Signed to practice squad
Oct. 1	CLAIBORNE, Morris, CB	Returned to Active Roster
Oct. 3	ALLEN, Jeff, G	Released
Oct. 4	GRAYSON, Davon, WR	Waived
Oct. 9	HUNTER, Ryan, G	Waived
Oct. 9	WILLIAMS, Xavier, DT	Placed on Reserved/Injured
Oct. 9	MCCLAIN, Terrell, DT	Signed
Oct. 9	WISNIEWSKI, Stefen, G	Signed
Oct. 10	MARSHALL, Marcus, RB	Released
Oct. 10	HUNTER, Ryan, G	Singed to practice squad
Oct. 14	HOYETT, Braxton, DT	Released
Oct. 14	DIETER, Gehrig, WR	Signed to practice squad
Oct. 18	MCCLAIN, Terrell, DT	Released
Oct. 18	PENNEL, Mike, DT	Signed
Oct. 21	THOMAS, De'Anthony, WR	Released
Oct. 21	SHURMUR, Kyle, QB	Signed to active roster from PS
Oct. 21	HOYETT, Braxton, DT	Signed to practice squad
Oct. 29	THOMPSON, Cody, WR	Released
Oct. 29	FOX, Jack, P	Signed to practice squad
Nov. 2	SHURMUR, Kyle, QB	Released
Nov. 2	SENAT, Greg, T	Placed on Reserved/Injured
Nov. 2	HENNE, Chad, QB	Activate from Reserved/Injured
Nov. 2	IVIE, Joey, DT	Signed to active roster from PS
Nov. 5	SHURMUR, Kyle, QB	Signed to practice squad
Nov. 5	FOX, Jack, P	Released
Nov. 5	MACK, Alizé, TE	Signed to practice squad
Nov. 11	RANKIN, Martinas, T	Placed on Reserved/Injured
Nov. 11	BARTON, Jackson, T	Signed off IND practice squad
Nov. 18	OGBAH, Emmanuel, DE	Placed on Reserved/Injured
Nov. 18	DIETER, Gehrig, WR	Signed to active roster from PS
Nov. 21	IVIE, Joey, DT	Waived
Nov. 21	HARRIS, Demone, DE	Signed off BAL practice squad
Nov. 25	MCGUIRE, Elijah, RB	Signed to practice squad
Nov. 30	MACK, Alizé, TE	Released
Nov. 30	LAWRENCE, Devaroe, DT	Signed to practice squad



CHIEFS KINGDOM

ADDITIONAL STATISTICS



GAME-BY-GAME OFFENSE



2019 REGULAR SEASON CHIEFS GAME-BY-GAME OFFENSE

	09/08 @ JAX	09/15 @ OAK	09/22 BAL	09/29 @ DET	10/06 IND	10/13 HOU	10/17 @ DEN	10/27 GB	11/03 MIN	11/10 @ TEN	11/18 @ LAC	12/01 OAK	12/08 @ NE	12/15 DEN	12/22 CHI	12/29 LAC
FIRST DOWNS																
Total	24	24	27	29	18	20	14	21	17	28	18	22				
Rushing	9	2	9	8	3	5	5	4	2	6	7	8				
Passing	13	18	14	16	12	11	7	16	15	20	9	10				
Penalty	2	4	4	5	3	4	2	1	0	2	2	4				
THIRD DOWNS																
Attempts	10	14	9	9	12	8	15	11	13	14	13	11				
Converted	5	8	5	4	4	4	5	6	4	7	6	7				
Percentage	50.0%	57.1%	55.6%	44.4%	33.3%	50.0%	33.3%	54.5%	30.8%	50.0%	46.2%	63.6%				
TOT. OFFENSE																
Net Yards	491	467	503	438	324	309	271	337	377	530	310	259				
Plays	60	68	63	67	57	47	58	58	58	78	60	59				
Avg./Play	8.2	6.9	8.0	6.5	5.7	6.6	4.7	5.8	6.5	6.8	5.2	4.4				
RUSHING																
Net Yards	113	31	140	123	36	53	80	88	147	97	130	96				
Rush. Att.	26	22	25	25	14	11	27	20	18	25	27	29				
Avg./Att.	4.3	1.4	5.6	4.9	2.6	4.8	3.0	4.4	8.2	3.9	4.8	3.3				
PASSING																
Net Yards	378	436	363	315	288	256	191	249	230	433	180	163				
Attempts	34	44	37	42	39	35	30	36	35	51	32	29				
Completions	25	30	27	24	22	19	20	24	25	36	19	15				
Intercepted	0	0	0	0	0	1	0	0	0	0	1	0				
Gross Yards	378	443	374	315	321	273	193	267	275	446	182	175				
Sacked	0.0	2.0	1.0	0.0	4.0	1.0	1.0	2.0	5.0	2.0	1.0	1.0				
Yards Lost	0	7	11	0	33	17	2	18	45	13	2	12				
ADVANCES																
Rushes	26	22	25	25	14	11	27	20	18	25	27	29				
Completions	25	30	27	24	22	19	20	24	25	36	19	15				
Totals	51	52	52	49	36	30	47	44	43	61	46	44				
PENALTIES																
Number	5	10	4	7	11	11	6	3	4	9	8	0				
Yards	55	114	31	51	125	79	46	30	25	80	102	0				
FUMBLES																
Number	0	1	3	4	1	1	1	1	3	2	1	0				
Lost	0	1	0	3	1	1	0	1	1	1	0	0				
SCORING																
Points	40	28	33	34	13	24	30	24	26	32	24	40				
TD Rushing	1	0	1	3	0	0	0	1	1	0	2	3				
TD Passing	3	4	3	0	1	3	2	2	1	3	1	1				
TD KO Returns	0	0	0	0	0	0	0	0	0	0	0	0				
TD Punt Returns	0	0	0	0	0	0	0	0	0	0	0	0				
TD Sp. Teams	0	0	0	0	0	0	0	0	0	0	0	0				
TD Def. Returns	0	0	0	1	0	0	1	0	0	0	0	1				
FG Attempts	4	0	2	3	2	2	3	2	4	5	1	1				
FG Made	4	0	2	2	2	1	3	1	4	4	1	1				
Safety	0	0	0	0	0	0	0	0	0	0	0	0				

GAME-BY-GAME DEFENSE



2019 REGULAR SEASON CHIEFS GAME-BY-GAME DEFENSE

	09/08 @ JAX	09/15 @ OAK	09/22 BAL	09/29 @ DET	10/06 IND	10/13 HOU	10/17 @ DEN	10/27 GB	11/03 MIN	11/10 @ TEN	11/18 @ LAC	12/01 OAK	12/08 @ NE	12/15 DEN	12/22 @ CHI	12/29 LAC
FIRST DOWNS																
Total	18	19	29	29	25	35	15	21	17	19	23	19				
Rushing	3	5	15	8	12	12	4	5	4	9	6	8				
Passing	13	12	14	17	7	20	8	15	12	7	14	11				
Penalty	2	2	0	4	6	3	3	1	1	3	3	0				
THIRD DOWNS																
Attempts	10	14	13	13	14	12	13	13	15	8	15	9				
Converted	5	6	5	5	5	5	1	8	5	2	5	3				
Percentage	50.0%	42.9%	38.5%	38.5%	35.7%	41.7%	7.7%	61.5%	33.3%	25.0%	33.3%	33.3%				
TOT. OFFENSE																
Net Yards	428	307	452	447	331	472	205	374	308	371	438	332				
Plays	50	60	78	73	74	83	64	64	66	49	73	57				
Avg./Play	8.6	5.1	5.8	6.1	4.5	5.7	3.2	5.8	4.7	7.6	6.0	5.8				
RUSHING																
Net Yards	81	129	203	186	180	192	71	118	96	225	93	122				
Rush. Att.	16	19	32	35	45	41	21	26	27	26	19	25				
Avg./Att.	5.1	6.8	6.3	5.3	4.0	4.7	3.4	4.5	3.6	8.7	4.9	4.9				
PASSING																
Net Yards	347	178	249	261	151	280	134	256	212	146	345	210				
Attempts	33	38	43	34	29	42	34	33	38	19	52	30				
Completions	27	23	22	21	18	30	21	23	19	13	28	20				
Intercepted	1	2	0	0	1	2	0	0	0	0	4	2				
Gross Yards	350	198	267	291	151	280	213	305	220	181	353	222				
Sacked	1.0	3.0	3.0	4.0	0.0	0.0	9.0	5.0	1.0	4.0	2.0	2.0				
Yards Lost	3	20	18	30	0	0	79	49	8	35	8	12				
ADVANCES																
Rushes	16	19	32	35	45	41	21	26	27	26	19	25				
Completions	27	23	22	21	18	30	21	23	19	13	28	20				
Totals	43	42	54	56	63	71	42	49	46	39	47	45				
PENALTIES																
Number	10	7	7	8	7	10	4	4	3	8	9	12				
Yards	71	52	60	48	50	70	33	25	25	64	60	99				
FUMBLES																
Number	1	3	0	2	0	1	3	0	1	1	3	2				
Lost	1	0	0	2	0	1	1	0	0	1	0	1				
SCORING																
Points	26	10	28	30	19	31	6	31	23	35	17	9				
TD Rushing	0	0	4	0	1	3	1	1	0	2	0	0				
TD Passing	3	1	0	3	0	1	0	3	3	2	1	1				
TD KO Returns	0	0	0	0	0	0	0	0	0	0	0	0				
TD Punt Returns	0	0	0	0	0	0	0	0	0	0	0	0				
TD Sp. Teams	0	0	0	0	0	0	0	0	0	0	0	0				
TD Def. Returns	0	0	0	0	0	0	0	0	0	1	0	0				
FG Attempts	2	1	1	3	4	2	1	1	1	0	4	2				
FG Made	2	1	1	3	4	1	0	1	1	0	3	1				
Safety	0	0	0	0	0	0	0	0	0	0	0	0				

INDIVIDUAL SINGLE-GAME HIGHS



2019 REGULAR SEASON CHIEFS INDIVIDUAL SINGLE-GAME HIGHS

Passes Attempted	50	Patrick Mahomes	at Titans	11/10
Passes Completed	36	Patrick Mahomes	at Titans	11/10
Passing Yards	446	Patrick Mahomes	at Titans	11/10
Touchdown Passes	4	Patrick Mahomes	at Raiders	9/15
Pass Receptions	11	Tyreek Hill	at Titans	11/10
Receiving Yards	198	Sammy Watkins	at Jaguars	9/8
Touchdown Receptions	3	Sammy Watkins	at Jaguars	9/8
Rushing Yards	125	Damien Williams	vs. Vikings	11/3
Rushing Attempts	19	Damien Williams	at Titans	11/10
Rushing Touchdowns	2	Darrel Williams	at Lions	9/29
Yards From Scrimmage	198	Sammy Watkins	at Jaguars	9/8
Combined Net Yards	198	Sammy Watkins	at Jaguars	9/8
Interceptions Made	1	Tyrann Mathieu	vs. Raiders	12/1
		Juan Thornhill	vs. Raiders	12/1
		Rashad Fenton	at Chargers	11/18
		Tyrann Mathieu	at Chargers	11/18
		Derrick Nnadi	at Chargers	11/18
		Daniel Sorensen	at Chargers	11/18
		Juan Thornhill	vs. Texans	10/13
		Charvarius Ward	vs. Texans	10/13
		Tyrann Mathieu	vs. Colts	10/6
		Bashaud Breeland	at Raiders	9/15
		Charvarius Ward	at Raiders	9/15
		Frank Clark	at Jaguars	9/8
INT Return Yards	46	Juan Thornhill	vs. Raiders	12/1
Sacks	2.0	Chris Jones	at Titans	11/10
		Tanoh Kpassagnon	vs. Packers	10/27
		Frank Clark	at Broncos	10/17
		Anthony Hitchens	at Broncos	10/17
		Alex Okafor	at Broncos	10/17
Punts	6	Dustin Colquitt	at Chargers	11/18
		Dustin Colquitt	at Broncos	10/17
Punting Average	59.5	Dustin Colquitt	vs. Texans	10/13
Punt Returns	5	De'Anthony Thomas	at Raiders	9/15
Punt Return Yards	36	Mecole Hardman	at Broncos	10/17
Kickoff Returns	4	Mecole Hardman	at Titans	11/10
		Mecole Hardman	vs. Vikings	11/3
Kickoff Return Yards	101	Mecole Hardman	vs. Vikings	11/3
Field Goals Attempted	5	Harrison Butker	at Titans	11/10
Field Goals Made	4	Harrison Butker	at Titans	11/10
		Harrison Butker	vs. Vikings	11/3
		Harrison Butker	at Jaguars	9/8

2019 REGULAR SEASON KANSAS CITY CHIEFS LONGEST PLAYS

Run From Scrimmage	91	Damien Williams	vs. Vikings	11/3
Touchdown Run	91	Damien Williams	vs. Vikings	11/3
Pass Reception	83	Mecole Hardman	vs. Ravens	9/22
Touchdown Reception	83	Mecole Hardman	vs. Ravens	9/22
Interception Return	46	Juan Thornhill	vs. Raiders	12/1
Punt Return	36	Mecole Hardman	at Broncos	10/17
Kickoff Return	34	Mecole Hardman	vs. Vikings	11/3
Punt	68	Dustin Colquitt	vs. Texans	10/13
Field Goal	54	Harrison Butker	vs. Vikings	11/3

**2019 REGULAR SEASON OPPONENTS INDIVIDUAL SINGLE-GAME HIGHS**

Passes Attempted	52	Philip Rivers	at Chargers	11/18
Passes Completed	30	Deshaun Watson	vs. Texans	10/13
Passing Yards	353	Philip Rivers	at Chargers	11/18
Touchdown Passes	3	Kirk Cousins	vs. Vikings	11/3
		Aaron Rodgers	vs. Packers	10/27
		Matthew Stafford	at Lions	9/29
Pass Receptions	9	DeAndre Hopkins	vs. Texans	10/13
Receiving Yards	159	Aaron Jones	vs. Packers	10/27
Touchdown Receptions	2	Aaron Jones	vs. Packers	10/27
		Kenny Golladay	at Lions	9/29
Rushing Yards	188	Derrick Henry	at Titans	11/10
Rushing Attempts	29	Marlon Mack	vs. Colts	10/6
Rushing Touchdowns	3	Mark Ingram II	vs. Ravens	9/22
Yards From Scrimmage	226	Aaron Jones	vs. Packers	10/27
Combined Net Yards	226	Aaron Jones	vs. Packers	10/27
Interceptions Made	1	Rayshawn Jenkins	at Chargers	11/18
		Tashaun Gipson Sr.	vs. Texans	10/13
INT Return Yards	2	Rayshawn Jenkins	at Chargers	11/18
Sacks	2.0	Za'Darius Smith	vs. Packers	10/27
Punts	8	Britton Colquitt	vs. Vikings	11/3
Punt Returns	5	Mike Hughes	vs. Vikings	11/3
Punt Return Yards	29	Mike Hughes	vs. Vikings	11/3
Kickoff Returns	3	Jalen Richard	vs. Raiders	12/1
		Kalif Raymond	at Titans	11/10
		Chandon Sullivan	vs. Packers	10/27
Kickoff Return Yards	60	Jalen Richard	vs. Raiders	12/1
Field Goals Attempted	4	Michael Badgley	at Chargers	11/18
		Adam Vinatieri	vs. Colts	10/6
Field Goals Made	4	Adam Vinatieri	vs. Colts	10/6

2019 REGULAR SEASON OPPONENTS LONGEST PLAYS

Run From Scrimmage	68	Derrick Henry	at Titans	11/10
Touchdown Run	68	Derrick Henry	at Titans	11/10
Pass Reception	69	DJ Chark Jr.	at Jaguars	9/8
Touchdown Reception	67	Aaron Jones	vs. Packers	10/27
Interception Return	2	Rayshawn Jenkins	at Chargers	11/18
Punt Return	11	Dwayne Harris	at Raiders	9/15
Kickoff Return	30	Zach Pascal	vs. Colts	10/6
		Dwayne Harris	at Raiders	9/15
Punt	65	Brett Kern	at Titans	11/10
Field Goal	53	Matt Prater	at Lions	9/29

2019 REGULAR SEASON BIG YARDAGE GAMES

100-YARD PASS RECEIVERS

DATE OPPONENT	PLAYER	ATT.	YDS.	AVG.	LG	TD
9/8 at Jaguars	Sammy Watkins	9	198	22.0	68T	3
9/15 at Raiders	Travis Kelce	7	107	15.3	34	1
9/15 at Raiders	Demarcus Robinson	6	172	28.7	44T	2
10/6 vs. Colts	Byron Pringle	6	103	17.2	28	1
11/3 vs. Vikings	Tyreek Hill	6	140	23.3	41	1
11/10 at Titans	Tyreek Hill	11	157	14.3	39	1

100-YARD RUSHERS

DATE OPPONENT	PLAYER	ATT.	YDS.	AVG.	LG	TD
11/3 vs. Vikings	Damien Williams	12	125	10.4	91T	1

300-YARD PASSERS

DATE OPPONENT	PLAYER	ATT.	YDS.	COMP.	LG	TD
9/8 at Jaguars	Patrick Mahomes	33	378	25	68T	3
9/15 at Raiders	Patrick Mahomes	44	443	30	44T	4
9/22 vs. Ravens	Patrick Mahomes	37	374	27	83T	3
9/29 at Lions	Patrick Mahomes	42	315	24	33	0
10/6 vs. Colts	Patrick Mahomes	39	321	22	31	1
11/10 at Titans	Patrick Mahomes	50	446	36	63T	3

2019 OPPONENTS BIG YARDAGE GAMES

100-YARD PASS RECEIVERS

DATE OPPONENT	PLAYER	ATT.	YDS.	AVG.	LG	TD
9/8 at Jaguars	DJ Chark Jr.	4	146	36.5	69	1
10/27 vs. Packers	Aaron Jones	7	159	22.7	67T	2
11/18 at Chargers	Austin Ekeler	8	108	13.5	37	0
12/1 vs. Raiders	Darren Waller	7	100	14.3	24	0

100-YARD RUSHERS

DATE OPPONENT	PLAYER	ATT.	YDS.	AVG.	LG	TD
9/22 vs. Ravens	Mark Ingram II	16	103	6.4	21	3
9/29 at Lions	Kerryon Johnson	26	125	4.8	14	0
10/6 vs. Colts	Marlon Mack	29	132	4.6	30	0
10/13 vs. Texans	Carlos Hyde	26	116	4.5	26	1
11/10 at Titans	Derrick Henry	23	188	8.2	68T	2
12/1 vs. Raiders	Josh Jacobs	17	104	6.1	35	0

300-YARD PASSERS

DATE OPPONENT	PLAYER	ATT.	YDS.	COMP.	LG	TD
10/27 vs. Packers	Aaron Rodgers	33	305	23	67T	3
11/18 at Chargers	Philip Rivers	52	353	28	50	1

100.0+ PASSER RATING



2019 REGULAR SEASON 100.0+ PASSER RATING

CHIEFS

PASSING GAMES

DATE	OPPONENT	PLAYER	ATT.	CMP.	YDS.	CMP.%	YDS/ATT.	YDS/CMP.	TD	TD%	INT	INT%	LONG	SACK/LOST	RATING
9/8	at Jaguars	Patrick Mahomes	33	25	378	75.76%	11.45	15.12	3	9.09%	0	0.00%	68t	0/0	143.20
9/15	at Raiders	Patrick Mahomes	44	30	443	68.18%	10.07	14.77	4	9.09%	0	0.00%	44t	2/7	131.20
9/22	vs. Ravens	Patrick Mahomes	37	27	374	72.97%	10.11	13.85	3	8.11%	0	0.00%	83t	1/11	132.00
10/27	vs. Packers	Matt Moore	36	24	267	66.67%	7.42	11.13	2	5.56%	0	0.00%	30t	2/18	107.10
11/3	vs. Vikings	Matt Moore	35	25	275	71.43%	7.86	11.00	1	2.86%	0	0.00%	41	5/45	103.90
11/10	at Titans	Patrick Mahomes	50	36	446	72.00%	8.92	12.39	3	6.00%	0	0.00%	63t	2/13	119.20

2019 OPPONENTS 100.0+ PASSER RATING

PASSING GAMES

DATE	OPPONENT	PLAYER	ATT.	CMP.	YDS.	CMP.%	YDS/ATT.	YDS/CMP.	TD	TD%	INT	INT%	LONG	SACK/LOST	RATING
9/8	at Jaguars	Gardner Minshew II	25	22	275	88.00%	11.00	12.50	2	8.00%	1	4.00%	69	1/3	122.50
9/29	at Lions	Matthew Stafford	34	21	291	61.76%	8.56	13.86	3	8.82%	0	0.00%	34	4/30	118.60
10/27	vs. Packers	Aaron Rodgers	33	23	305	69.70%	9.24	13.26	3	9.09%	0	0.00%	67t	5/49	129.00

*Need minimum of 20 attempts to qualify

WEEK-BY-WEEK RANKINGS



2019 REGULAR SEASON

		OFFENSE				DEFENSE			
DATE	OPPONENT	TOTAL	RUSH	PASS	*POINTS SCORED	TOTAL	RUSH	PASS	*POINTS SCORED
09/08	@ Jacksonville	4	15	T-3	3	22	10	24	16
09/15	@ Oakland	3	26	1	4	19	13	20	T-9
09/22	Baltimore	2	22	1	3	24	27	19	T-14
09/29	@ Detroit	2	20	1	T-1	30	31	20	19
10/06	Indianapolis	2	25	1	4	25	30	13	14
10/13	Houston	3	24	1	5	27	30	19	19
10/17	@ Denver	3	25	1	3	25	29	9	12
10/27	Green Bay	5	27	2	4	24	30	11	17
11/03	Minnesota	6	24	2	6	22	29	T-11	18
11/10	@ Tennessee	3	24	1	5	22	31	8	19
11/18	@ L.A. Chargers	3	22	2	5	26	30	12	20
[bye]	@ L.A. Chargers	3	22	2	4	25	30	14	19
12/01	Oakland	4	24	3	3	25	30	16	16

*Points per game

INDIVIDUAL GXG STATS: PASSING



2019 REGULAR SEASON INDIVIDUAL GAME-BY-GAME STATS

PASSING:		PATRICK MAHOMES												
DATE	OPP.	ATT	CMP	YDS	CMP%	Y/A	Y/C	TD	TD%	INT	INT%	LG	SK/YD	RATE
09/08	at Jacksonville	33	25	378	75.8%	11.5	15.1	3	9.1%	0	0.0%	68t	0/0	143.2
09/15	at Oakland	44	30	443	68.2%	10.1	14.8	4	9.1%	0	0.0%	44t	2/7	131.2
09/22	Baltimore	37	27	374	73.0%	10.1	13.9	3	8.1%	0	0.0%	83t	1/11	132.0
09/29	at Detroit	42	24	315	57.1%	7.5	13.1	0	0.0%	0	0.0%	33	0/0	81.0
10/06	Indianapolis	39	22	321	56.4%	8.2	14.6	1	2.6%	0	0.0%	31	4/33	91.9
10/13	Houston	35	19	273	54.3%	7.8	14.4	3	8.6%	1	2.9%	52	1/17	96.5
10/17	at Denver	11	10	76	90.9%	6.9	7.6	1	9.1%	0	0.0%	21t	0/0	125.8
10/27	Green Bay	INACTIVE												
11/03	Minnesota	INACTIVE												
11/10	at Tennessee	50	36	446	72.0%	8.9	12.4	3	6.0%	0	0.0%	63t	2/13	119.2
11/18	at L.A. Chargers	32	19	182	59.4%	5.7	9.6	1	3.1%	1	3.1%	31	1/2	72.7
12/01	Oakland	29	15	175	51.7%	6.0	11.7	1	3.4%	0	0.0%	47	1/12	81.8
12/08	at New England													
12/15	Denver													
12/22	at Chicago													
12/29	L.A. Chargers													
TOTALS		352	227	2,983	64.5%	8.5	13.1	20	5.7%	2	0.6%	83t	12/95	107.7

PASSING:		MATT MOORE												
DATE	OPP.	ATT	CMP	YDS	CMP%	Y/A	Y/C	TD	TD%	INT	INT%	LG	SK/YD	RATE
09/08	at Jacksonville	1	0	0	0.0%	0.0	0.0	0	0.0%	0	0.0%	--	0/0	39.6
09/15	at Oakland	DID NOT PLAY												
09/22	Baltimore	DID NOT PLAY												
09/29	at Detroit	DID NOT PLAY												
10/06	Indianapolis	DID NOT PLAY												
10/13	Houston	DID NOT PLAY												
10/17	at Denver	19	10	117	52.6%	6.2	11.7	1	5.3%	0	0.0%	57t	1/2	89.1
10/27	Green Bay	36	24	267	66.7%	7.4	11.1	2	5.6%	0	0.0%	30t	2/18	107.1
11/03	Minnesota	35	25	275	71.4%	7.9	11.0	1	2.9%	0	0.0%	41	5/45	103.9
11/10	at Tennessee	DID NOT PLAY												
11/18	at L.A. Chargers	DID NOT PLAY												
12/01	Oakland	0	0	0	0.0%	0.0	0.0	0	0%	0	0%	--	0/0	0.0
12/08	at New England													
12/15	Denver													
12/22	at Chicago													
12/29	L.A. Chargers													
TOTALS		91	59	659	64.8%	7.2	11.2	4	4.4%	0	0.0%	57t	8/65	100.9

PASSING:		DUSTIN COLQUITT												
DATE	OPP.	ATT	CMP	YDS	CMP%	Y/A	Y/C	TD	TD%	INT	INT%	LG	SK/YD	RATE
09/08	at Jacksonville	0	0	0	0.0%	0.0	0.0	0	0%	0	0%	--	0/0	0.0
09/15	at Oakland	0	0	0	0.0%	0.0	0.0	0	0%	0	0%	--	0/0	0.0
09/22	Baltimore	0	0	0	0.0%	0.0	0.0	0	0%	0	0%	--	0/0	0.0
09/29	at Detroit	0	0	0	0.0%	0.0	0.0	0	0%	0	0%	--	0/0	0.0
10/06	Indianapolis	0	0	0	0.0%	0.0	0.0	0	0%	0	0%	--	0/0	0.0
10/13	Houston	0	0	0	0.0%	0.0	0.0	0	0%	0	0%	--	0/0	0.0
10/17	at Denver	0	0	0	0.0%	0.0	0.0	0	0%	0	0%	--	0/0	0.0
10/27	Green Bay	0	0	0	0.0%	0.0	0.0	0	0%	0	0%	--	0/0	0.0
11/03	Minnesota	0	0	0	0.0%	0.0	0.0	0	0%	0	0%	--	0/0	0.0
11/10	at Tennessee	1	0	0	0.0%	0.0	0.0	0	0.0%	0	0.0%	--	0/0	39.6
11/18	at L.A. Chargers	0	0	0	0.0%	0.0	0.0	0	0%	0	0%	--	0/0	0.0
12/01	Oakland	0	0	0	0.0%	0.0	0.0	0	0%	0	0%	--	0/0	0.0
12/08	at New England													
12/15	Denver													
12/22	at Chicago													
12/29	L.A. Chargers													
TOTALS		1	0	0	0.0%	0.0	0.0	0	0.0%	0	0.0%	0	0/0	39.6

INDIVIDUAL GXG STATS: PASSING



PASSING:		CHAD HENNE												
DATE	OPP.	ATT	CMP	YDS	CMP%	Y/A	Y/C	TD	TD%	INT	INT%	LG	SK/YD	RATE
09/08	at Jacksonville							RESERVE/INJURED						
09/15	at Oakland							RESERVE/INJURED						
09/22	Baltimore							RESERVE/INJURED						
09/29	at Detroit							RESERVE/INJURED						
10/06	Indianapolis							RESERVE/INJURED						
10/13	Houston							RESERVE/INJURED						
10/17	at Denver							RESERVE/INJURED						
10/27	Green Bay							RESERVE/INJURED						
11/03	Minnesota							DID NOT PLAY						
11/10	at Tennessee							INACTIVE						
11/18	at L.A. Chargers							INACTIVE						
12/01	Oakland							INACTIVE						
12/08	at New England													
12/15	Denver													
12/22	at Chicago													
12/29	L.A. Chargers													
TOTALS		0	0	0	0.0%	0.0	0.0	0	0%	0	0%	--	0/0	0.0

PASSING:		KYLE SHURMUR												
DATE	OPP.	ATT	CMP	YDS	CMP%	Y/A	Y/C	TD	TD%	INT	INT%	LG	SK/YD	RATE
09/08	at Jacksonville							PRACTICE SQUAD						
09/15	at Oakland							PRACTICE SQUAD						
09/22	Baltimore							PRACTICE SQUAD						
09/29	at Detroit							PRACTICE SQUAD						
10/06	Indianapolis							PRACTICE SQUAD						
10/13	Houston							PRACTICE SQUAD						
10/17	at Denver							PRACTICE SQUAD						
10/27	Green Bay							DID NOT PLAY						
11/03	Minnesota							NOT ON ROSTER						
11/10	at Tennessee							PRACTICE SQUAD						
11/18	at L.A. Chargers							PRACTICE SQUAD						
12/01	Oakland							PRACTICE SQUAD						
12/08	at New England													
12/15	Denver													
12/22	at Chicago													
12/29	L.A. Chargers													
TOTALS		0	0	0	0.0%	0.0	0.0	0	0%	0	0%	--	0/0	0.0

INDIVIDUAL GXG STATS: RUSHING



2019 REGULAR SEASON INDIVIDUAL GAME-BY-GAME STATS

RUSHING:		MECOLE HARDMAN					TYREEK HILL					PATRICK MAHOMES				
DATE	OPP.	NO.	YDS	AVG	LG	TD	NO.	YDS	AVG	LG	TD	NO.	YDS	AVG	LG	TD
09/08	at Jacksonville	0	0	0	--	0	1	5	5.0	5	0	1	2	2.0	2	0
09/15	at Oakland	0	0	0	--	0	INACTIVE					1	-1	-1.0	-1	0
09/22	Baltimore	1	7	7.0	7	0	INACTIVE					4	9	2.3	11	0
09/29	at Detroit	0	0	0	--	0	INACTIVE					6	54	9.0	25	0
10/06	Indianapolis	1	-6	-6.0	-6	0	INACTIVE					3	17	5.7	14	0
10/13	Houston	0	0	0	--	0	0	0	0	--	0	1	-1	-1.0	-1	0
10/17	at Denver	0	0	0	--	0	0	0	0	--	0	1	2	2.0	2	0
10/27	Green Bay	0	0	0	--	0	1	5	5.0	5	0	INACTIVE				
11/03	Minnesota	1	7	7.0	7	0	1	5	5.0	5	0	INACTIVE				
11/10	at Tennessee	0	0	0	--	0	1	3	3.0	3	0	0	0	0	--	0
11/18	at L.A. Chargers	0	0	0	--	0	0	0	0	--	0	5	59	11.8	24	0
12/01	Oakland	1	9	9.0	9	0	1	-4	-4.0	-4	0	3	25	8.3	13t	1
12/08	at New England															
12/15	Denver															
12/22	at Chicago															
12/29	L.A. Chargers															
TOTALS		4	17	4.3	9	0	5	14	2.8	5	0	25	166	6.6	25	1

RUSHING:		LESEAN MCCOY					ANTHONY SHERMAN					DE'ANTHONY THOMAS				
DATE	OPP.	NO.	YDS	AVG	LG	TD	NO.	YDS	AVG	LG	TD	NO.	YDS	AVG	LG	TD
09/08	at Jacksonville	10	81	8.1	31	0	0	0	0	--	0	NOT ON ROSTER				
09/15	at Oakland	11	23	2.1	6	0	0	0	0	--	0	0	0	0	--	0
09/22	Baltimore	8	54	6.8	25	1	0	0	0	--	0	0	0	0	--	0
09/29	at Detroit	11	56	5.1	39	1	0	0	0	--	0	0	0	0	--	0
10/06	Indianapolis	0	0	0	--	0	1	2	2.0	2	0	0	0	0	--	0
10/13	Houston	8	44	5.5	17	0	0	0	0	--	0	1	4	4.0	4	0
10/17	at Denver	12	64	5.3	22	0	2	7	3.5	5	0	0	0	0	--	0
10/27	Green Bay	9	40	4.4	9	0	0	0	0	--	0	Ravens				
11/03	Minnesota	3	9	3.0	7	0	0	0	0	--	0	NOT ON ROSTER				
11/10	at Tennessee	INACTIVE					0	0	0	--	0	Ravens				
11/18	at L.A. Chargers	7	29	4.1	8	1	0	0	0	--	0	Ravens				
12/01	Oakland	5	10	2.0	6	1	1	0	0.0	--	0	Ravens				
12/08	at New England															
12/15	Denver															
12/22	at Chicago															
12/29	L.A. Chargers															
TOTALS		84	410	4.9	39	4	4	9	2.3	5	0	1	4	4.0	4	0

RUSHING:		DARWIN THOMPSON					SAMMY WATKINS					DAMIEN WILLIAMS				
DATE	OPP.	NO.	YDS	AVG	LG	TD	NO.	YDS	AVG	LG	TD	NO.	YDS	AVG	LG	TD
09/08	at Jacksonville	0	0	0	--	0	0	0	0	--	0	13	26	2.0	6	1
09/15	at Oakland	1	1	1.0	1	0	0	0	0	--	0	9	8	0.9	5	0
09/22	Baltimore	3	8	2.7	8	0	0	0	0	--	0	INACTIVE				
09/29	at Detroit	0	0	0	--	0	0	0	0	--	0	INACTIVE				
10/06	Indianapolis	INACTIVE					0	0	0	--	0	9	23	2.6	6	0
10/13	Houston	0	0	0	--	0	INACTIVE					1	6	6.0	6	0
10/17	at Denver	INACTIVE					INACTIVE					9	7	0.8	4	0
10/27	Green Bay	0	0	0	--	0	0	0	0	--	0	7	30	4.3	9	1
11/03	Minnesota	INACTIVE					0	0	0	--	0	12	125	10.4	91t	1
11/10	at Tennessee	1	-1	-1.0	-1	0	2	12	6.0	11	0	19	77	4.1	15	0
11/18	at L.A. Chargers	INACTIVE					0	0	0	--	0	4	7	1.8	3	0
12/01	Oakland	11	44	4.0	9	1	0	0	0	--	0	INACTIVE				
12/08	at New England															
12/15	Denver															
12/22	at Chicago															
12/29	L.A. Chargers															
TOTALS		16	52	3.3	9	1	2	12	6.0	11	0	83	309	3.7	91t	3

INDIVIDUAL GXG STATS: RUSHING



RUSHING:		DARREL WILLIAMS				
DATE	OPP.	NO.	YDS	AVG	LG	TD
09/08	at Jacksonville	0	0	0	--	0
09/15	at Oakland	0	0	0	--	0
09/22	Baltimore	9	62	6.9	41	0
09/29	at Detroit	8	13	1.6	8	2
10/06	Indianapolis	0	0	0	--	0
10/13	Houston	0	0	0	--	0
10/17	at Denver	2	1	0.5	1	0
10/27	Green Bay	2	10	5.0	8	0
11/03	Minnesota	1	1	1.0	1	0
11/10	at Tennessee	2	6	3.0	5	0
11/18	at L.A. Chargers	11	35	3.2	6t	1
12/01	Oakland	6	13	2.2	15	0
12/08	at New England					
12/15	Denver					
12/22	at Chicago					
12/29	L.A. Chargers					
TOTALS		41	141	3.4	41	3

INDIVIDUAL GXG STATS: RECEIVING



2019 REGULAR SEASON INDIVIDUAL GAME-BY-GAME STATS

RECEIVING:	BLAKE BELL					MECOLE HARDMAN					TYREEK HILL				
DATE OPP.	NO.	YDS	AVG	LG	TD	NO.	YDS	AVG	LG	TD	NO.	YDS	AVG	LG	TD
09/08 at Jacksonville	1	7	7.0	7	0	0	0	0	--	0	2	16	8.0	8	0
09/15 at Oakland	0	0	0	--	0	4	61	15.3	42t	1	INACTIVE				
09/22 Baltimore	1	1	1.0	1	0	2	97	48.5	83t	1	INACTIVE				
09/29 at Detroit	0	0	0	--	0	2	9	4.5	7	0	INACTIVE				
10/06 Indianapolis	0	0	0	--	0	4	79	19.8	31	0	INACTIVE				
10/13 Houston	0	0	0	--	0	4	45	11.3	14	0	5	80	16.0	46t	2
10/17 at Denver	0	0	0	--	0	2	28	14.0	21t	1	3	74	24.7	57t	1
10/27 Green Bay	0	0	0	--	0	2	55	27.5	30t	1	6	76	12.7	21	0
11/03 Minnesota	1	2	2.0	2	0	0	0	0	--	0	6	140	23.3	41	1
11/10 at Tennessee	0	0	0	--	0	1	63	63.0	63t	1	11	157	14.3	39	1
11/18 at L.A. Chargers	INACTIVE					2	13	6.5	9	0	0	0	0	--	0
12/01 Oakland	0	0	0	--	0	0	0	0	--	0	5	55	11.0	17	0
12/08 at New England															
12/15 Denver															
12/22 at Chicago															
12/29 L.A. Chargers															
TOTALS	3	10	3.3	7	0	23	450	19.6	83t	5	38	598	15.7	57t	5

RECEIVING:	TRAVIS KELCE					LESEAN MCCOY					BYRON PRINGLE				
DATE OPP.	NO.	YDS	AVG	LG	TD	NO.	YDS	AVG	LG	TD	NO.	YDS	AVG	LG	TD
09/08 at Jacksonville	3	88	29.3	42	0	1	12	12.0	12	0	0	0	0	--	0
09/15 at Oakland	7	107	15.3	34	1	3	0	0.0	5	0	0	0	0	--	0
09/22 Baltimore	7	89	12.7	21	0	3	26	8.7	14t	1	1	7	7.0	7	0
09/29 at Detroit	7	85	12.1	18	0	2	33	16.5	23	0	1	13	13.0	13	0
10/06 Indianapolis	4	70	17.5	24	0	2	23	11.5	21	0	6	103	17.2	28	1
10/13 Houston	4	58	14.5	18	0	2	0	0.0	4	0	2	24	12.0	19	0
10/17 at Denver	6	44	7.3	13	0	2	12	6.0	6	0	0	0	0	--	0
10/27 Green Bay	4	63	15.8	29t	1	4	23	5.8	10	0	0	0	0	--	0
11/03 Minnesota	7	62	8.9	17	0	1	0	0.0	--	0	0	0	0	--	0
11/10 at Tennessee	7	75	10.7	17	1	INACTIVE					0	0	0	--	0
11/18 at L.A. Chargers	7	92	13.1	31	1	4	28	7.0	16	0	1	9	9.0	9	0
12/01 Oakland	5	90	18.0	47	0	3	20	6.7	9	0	0	0	0	--	0
12/08 at New England															
12/15 Denver															
12/22 at Chicago															
12/29 L.A. Chargers															
TOTALS	68	923	13.6	47	4	27	177	6.6	23	1	11	156	14.2	28	1

RECEIVING:	DEMARCUS ROBINSON					ANTHONY SHERMAN					DE'ANTHONY THOMAS				
DATE OPP.	NO.	YDS	AVG	LG	TD	NO.	YDS	AVG	LG	TD	NO.	YDS	AVG	LG	TD
09/08 at Jacksonville	1	0	0.0	--	0	1	15	15.0	15	0	NOT ON ROSTER				
09/15 at Oakland	6	172	28.7	44t	2	0	0	0	--	0	1	6	6.0	6	0
09/22 Baltimore	3	43	14.3	18t	1	0	0	0	--	0	0	0	0	--	0
09/29 at Detroit	4	35	8.8	15	0	0	0	0	--	0	0	0	0	--	0
10/06 Indianapolis	3	31	10.3	14	0	0	0	0	--	0	0	0	0	--	0
10/13 Houston	0	0	0	--	0	0	0	0	--	0	0	0	0	--	0
10/17 at Denver	3	31	10.3	16	0	0	0	0	--	0	0	0	0	--	0
10/27 Green Bay	2	6	3.0	4	0	0	0	0	--	0	Ravens				
11/03 Minnesota	1	5	5.0	5	0	0	0	0	--	0	NOT ON ROSTER				
11/10 at Tennessee	4	56	14.0	23	0	0	0	0	--	0	Ravens				
11/18 at L.A. Chargers	0	0	0	--	0	0	0	0	--	0	Ravens				
12/01 Oakland	0	0	0	--	0	1	7	7.0	7	0	Ravens				
12/08 at New England															
12/15 Denver															
12/22 at Chicago															
12/29 L.A. Chargers															
TOTALS	27	379	14.0	44t	3	2	22	11.0	15	0	1	6	6.0	6	0

INDIVIDUAL GXG STATS: RECEIVING



RECEIVING:	DARWIN THOMPSON					SAMMY WATKINS					DAMIEN WILLIAMS				
DATE OPP.	NO.	YDS	AVG	LG	TD	NO.	YDS	AVG	LG	TD	NO.	YDS	AVG	LG	TD
09/08 at Jacksonville	1	3	3.0	3	0	9	198	22.0	68t	3	6	39	6.5	18	0
09/15 at Oakland	0	0	0	--	0	6	49	8.2	14	0	3	48	16.0	32	0
09/22 Baltimore	0	0	0	--	0	5	64	12.8	36	0	INACTIVE				
09/29 at Detroit	0	0	0	--	0	3	54	18.0	30	0	INACTIVE				
10/06 Indianapolis	INACTIVE					0	0	0	--	0	3	15	5.0	7	0
10/13 Houston	0	0	0	--	0	INACTIVE					1	14	14.0	14t	1
10/17 at Denver	INACTIVE					INACTIVE					2	-1	-0.5	1	0
10/27 Green Bay	1	-1	-1.0	-1	0	5	45	9.0	25	0	0	0	0	--	0
11/03 Minnesota	INACTIVE					7	63	9.0	17	0	2	3	1.5	5	0
11/10 at Tennessee	1	8	8.0	8	0	5	39	7.8	10	0	5	32	6.4	10	0
11/18 at L.A. Chargers	INACTIVE					2	26	13.0	15	0	1	6	6.0	6	0
12/01 Oakland	0	0	0	--	0	0	0	0	--	0	INACTIVE				
12/08 at New England															
12/15 Denver															
12/22 at Chicago															
12/29 L.A. Chargers															
TOTALS	3	10	3.3	8	0	42	538	12.8	68t	3	23	156	6.8	32	1

RECEIVING:	DARREL WILLIAMS					DEON YELDER				
DATE OPP.	NO.	YDS	AVG	LG	TD	NO.	YDS	AVG	LG	TD
09/08 at Jacksonville	0	0	0	--	0	INACTIVE				
09/15 at Oakland	0	0	0	--	0	INACTIVE				
09/22 Baltimore	5	47	9.4	16	0	0	0	0	--	0
09/29 at Detroit	3	43	14.3	30	0	2	43	21.5	24	0
10/06 Indianapolis	0	0	0	--	0	0	0	0	--	0
10/13 Houston	1	52	52.0	52	0	0	0	0	--	0
10/17 at Denver	2	5	2.5	6	0	0	0	0	--	0
10/27 Green Bay	0	0	0	--	0	0	0	0	--	0
11/03 Minnesota	0	0	0	--	0	0	0	0	--	0
11/10 at Tennessee	1	9	9.0	9	0	1	7	7.0	7	0
11/18 at L.A. Chargers	2	8	4.0	4	0	0	0	0	--	0
12/01 Oakland	1	3	3.0	3t	1	INACTIVE				
12/08 at New England										
12/15 Denver										
12/22 at Chicago										
12/29 L.A. Chargers										
TOTALS	15	167	11.1	52	1	3	50	16.7	24	0

INDIVIDUAL GXG STATS: PUNTING



2019 REGULAR SEASON INDIVIDUAL GAME-BY-GAME STATS

PUNTING:		DUSTIN COLQUITT							
DATE	OPP.	NO.	YDS	AVG	TB	IN 20	LG	NET	BLK
09/08	at Jacksonville	1	51	51.0	1	0	51	31.0	0
09/15	at Oakland	5	196	39.2	0	1	53	37.2	0
09/22	Baltimore	2	88	44.0	1	1	57	34.0	0
09/29	at Detroit	2	91	45.5	0	1	51	46.0	0
10/06	Indianapolis	4	155	38.8	0	2	43	38.8	0
10/13	Houston	2	119	59.5	0	1	68	54.5	0
10/17	at Denver	6	266	44.3	0	3	53	42.3	0
10/27	Green Bay	3	154	51.3	0	3	58	51.3	0
11/03	Minnesota	5	251	50.2	0	1	58	44.4	0
11/10	at Tennessee	1	26	26.0	0	0	26	26.0	0
11/18	at L.A. Chargers	6	240	40.0	0	5	55	40.0	0
12/01	Oakland	2	83	41.5	0	0	42	40.0	0
12/08	at New England								
12/15	Denver								
12/22	at Chicago								
12/29	L.A. Chargers								
TOTALS		39	1,720	44.1	2	18	68	41.5	0

INDIVIDUAL GXG STATS: FIELD GOALS



2019 REGULAR SEASON INDIVIDUAL GAME-BY-GAME STATS

FIELD GOALS:		HARRISON BUTKER									
DATE	OPP.	0-19	20-29	30-39	40-49	50+	TOTAL	FGM	FGA	PCT	LG
09/08	at Jacksonville	0/0	2/2	1/1	1/1	0/0	4/4	4	4	100.0%	46
09/15	at Oakland	0/0	0/0	0/0	0/0	0/0	0/0	0	0	0.0%	0
09/22	Baltimore	0/0	0/0	1/1	1/1	0/0	2/2	2	2	100.0%	42
09/29	at Detroit	0/0	1/1	0/1	1/1	0/0	2/3	2	3	66.7%	44
10/06	Indianapolis	0/0	1/1	1/1	0/0	0/0	2/2	2	2	100.0%	36
10/13	Houston	0/0	0/0	0/0	1/1	0/1	1/2	1	2	50.0%	41
10/17	at Denver	0/0	1/1	2/2	0/0	0/0	3/3	3	3	100.0%	39
10/27	Green Bay	0/0	1/1	0/0	0/0	0/1	1/2	1	2	50.0%	28
11/03	Minnesota	0/0	1/1	0/0	2/2	1/1	4/4	4	4	100.0%	54
11/10	at Tennessee	0/0	0/0	2/2	2/2	0/1	4/5	4	5	80.0%	43
11/18	at L.A. Chargers	0/0	0/0	0/0	1/1	0/0	1/1	1	1	100.0%	41
12/01	Oakland	0/0	0/0	0/0	0/0	1/1	1/1	1	1	100.0%	50
12/08	at New England										
12/15	Denver										
12/22	at Chicago										
12/29	L.A. Chargers										
TOTALS		0/0	7/7	7/8	9/9	2/5	25/29	25	29	86.2%	54

INDIVIDUAL GXG STATS: DEFENSIVE



2019 REGULAR SEASON INDIVIDUAL DEFENSIVE GAME-BY-GAME STATS

2019 REGULAR SEASON INDIVIDUAL DEFENSIVE-RELATED GAME STATS																																						
		BASHAUD BREELAND										MORRIS CLAIBORNE										FRANK CLARK																
DATE	OPP.	S	A	TK	TFL	TFLY	SK	SKY	INT	FR	FF	PR	PD	S	A	TK	TFL	TFLY	SK	SKY	INT	FR	FF	PR	PD	S	A	TK	TFL	TFLY	SK	SKY	INT	FR	FF	PR	PD	
09/08	at Jacksonville	0	0	0	0	0	0	0.0	0.0	0	1	0	0	1													1	0	1	0	0	0.0	0.0	1	0	0	0	1
09/15	at Oakland	7	1	8	1	6	0.0	0.0	0	1	0	0	1													1	2	3	1	0	0.0	0.0	0	0	0	0	0	
09/22	Baltimore	4	0	4	0	0	0.0	0.0	0	0	0	0	0													2	1	3	1	5	1.0	5.0	0	0	0	1	0	
09/29	at Detroit	2	0	2	0	0	0.0	0.0	0	1	0	0	2													0	2	2	0	0	0.0	0.0	0	0	0	1	0	
10/06	Indianapolis	3	1	4	0	0	0.0	0.0	0	0	0	0	0	0	1	1	0	0	0.0	0.0	0	0	0	0	0	2	0	2	1	4	0.0	0.0	0	0	0	0	0	
10/13	Houston	3	3	6	0	0	0.0	0.0	0	0	0	0	0	3	0	3	0	0	0.0	0.0	0	0	0	0	0	1	0	1	0	0	0.0	0.0	0	1	1	1	0	
10/17	at Denver	0	0	0	0	0	0.0	0.0	0	0	0	0	0	3	2	5	0	0	0.0	0.0	0	0	0	0	0	5	0	5	2	18	2.0	19.0	0	0	1	1	0	
10/27	Green Bay	2	1	3	0	0	0.0	0.0	0	0	0	0	0	0	0	0	0	0	0.0	0.0	0	0	0	0	0													
11/03	Minnesota	2	0	2	0	0	0.0	0.0	0	0	0	0	0	0	0	0	0	0	0.0	0.0	0	0	0	0	0													
11/10	at Tennessee	1	0	1	0	0	0.0	0.0	0	0	0	0	1	0	1	1	0	0	0.0	0.0	0	0	0	0	0	4	0	4	1	7	1.0	7.0	0	0	0	1	1	
11/18	at L.A. Chargers	3	2	5	0	0	0.0	0.0	0	0	0	0	0	1	0	1	0	0	0.0	0.0	0	0	0	0	0	2	3	5	1	1	1.0	0.0	0	0	1	3	1	
12/01	Oakland	2	0	2	0	0	0.0	0.0	0	0	0	0	0	2	1	3	0	0	0.0	0.0	0	0	0	0	0	1	0	1	1	7	0.0	0.0	0	0	0	0	0	
12/08	at New England																																					
12/15	Denver																																					
12/22	at Chicago																																					
12/29	L.A. Chargers																																					
TOTALS		29	8	37	1	6	0.0	0.0	1	2	0	0	5	9	5	14	0	0	0.0	0.0	0	0	0	0	0	19	8	27	8	42	5.0	31.0	1	1	3	8	3	

		RASHAD FENTON										KENDALL FULLER										ANTHONY HITCHENS																			
DATE	OPP.	S	A	TK	TFL	TFLY	SK	SKY	INT	FR	FF	PR	PD	S	A	TK	TFL	TFLY	SK	SKY	INT	FR	FF	PR	PD	S	A	TK	TFL	TFLY	SK	SKY	INT	FR	FF	PR	PD				
09/08	at Jacksonville	0	0	0	0	0	0.0	0.0	0	0	0	0	0	4	3	7	1	2	0.0	0.0	0	0	0	0	0	5	2	7	0	0	0.0	0.0	0	0	0	0	0	0			
09/15	at Oakland	DID NOT PLAY													5	1	6	1	7	1.0	7.0	0	0	0	1	1	4	1	5	0	0	0.0	0.0	0	0	0	0	0			
09/22	Baltimore	0	0	0	0	0	0.0	0.0	0	0	0	0	0	7	1	8	0	0	0.0	0.0	0	0	0	0	0	6	2	8	0	0	0.0	0.0	0	0	0	0	0	0			
09/29	at Detroit	0	0	0	0	0	0.0	0.0	0	0	0	0	0	6	2	8	1	1	0.0	0.0	0	0	0	0	1	3	3	6	0	0	0.0	0.0	0	0	0	0	1	0			
10/06	Indianapolis	0	0	0	0	0	0.0	0.0	0	0	0	0	0	0	1	1	0	0	0.0	0.0	0	0	0	0	0	1	0	1	0	0	0.0	0.0	0	0	0	0	0	0			
10/13	Houston	0	0	0	0	0	0.0	0.0	0	0	0	0	0	1	0	1	0	0	0.0	0.0	0	0	0	0	0	INACTIVE															
10/17	at Denver	3	1	4	0	0	0.0	0.0	0	0	0	0	1	INACTIVE										5	1	6	1	10	2.0	31.0	0	0	1	2	0	0	0	0	0		
10/27	Green Bay	0	1	1	0	0	0.0	0.0	0	0	0	0	0	INACTIVE										2	4	6	0	0	0.0	0.0	0	0	0	0	0	0	0	0	0		
11/03	Minnesota	2	0	2	0	0	0.0	0.0	0	0	0	0	0	INACTIVE										3	3	6	0	0	0.0	0.0	0	0	0	0	0	0	0	0	0	0	
11/10	at Tennessee	1	1	2	0	0	0.0	0.0	0	0	0	0	1	1	INACTIVE										5	1	6	1	3	0.0	0.0	0	0	0	1	0	0	0	0	0	0
11/18	at L.A. Chargers	3	0	3	0	0	0.0	0.0	1	0	0	0	1	INACTIVE										2	8	10	0	0	0.0	0.0	0	0	0	0	0	0	0	0	0	0	0
12/01	Oakland	0	0	0	0	0	0.0	0.0	0	0	0	0	0	0	3	3	0	0	0.0	0.0	0	0	0	0	0	3	2	5	0	0	0.0	0.0	0	0	0	0	0	0	0		
12/08	at New England																																								
12/15	Denver																																								
12/22	at Chicago																																								
12/29	L.A. Chargers																																								
TOTALS		9	3	12	0	0	0.0	0.0	1	0	0	1	3	23	11	34	3	10	1.0	7.0	0	0	0	1	2	39	27	66	2	13	2.0	31.0	0	0	1	3	1				

		JOEY IVIE										CHRIS JONES										TANOH KPASSAGNON																	
DATE	OPP.	S	A	TK	TFL TFLY	SK SKY	INT	FR	FF	PR	PD	S	A	TK	TFL TFLY	SK SKY	INT	FR	FF	PR	PD	S	A	TK	TFL TFLY	SK SKY	INT	FR	FF	PR	PD								
09/08	at Jacksonville	0	1	1	0	0	0.0	0.0	0	0	0	1	0	1	0	0	0.0	0.0	0	0	1	0	0	0	0	0	0.0	0.0	0	0	0	0							
09/15	at Oakland	0	0	0	0	0	0.0	0.0	0	0	0	3	2	5	1	6	1.0	6.0	0	0	0	3	1	2	0	2	1	1	1.0	7.0	0	0	1	1	0				
09/22	Baltimore	PRACTICE SQUAD										1	1	2	0	0	0.0	0.0	0	0	0	0	0	0	0	0	0	0.0	0.0	0	0	0	0	0					
09/29	at Detroit	PRACTICE SQUAD										2	0	2	1	10	1.0	10.0	0	1	0	1	0	2	1	3	0	0	0.0	0.0	0	0	0	0	1				
10/06	Indianapolis	PRACTICE SQUAD										1	0	1	0	0	0.0	0.0	0	0	0	2	0	4	1	5	2	4	0.0	0.0	0	0	0	1	0				
10/13	Houston	PRACTICE SQUAD										INACTIVE										2	1	3	0	0	0.0	0.0	0	0	0	0	0	0	0	0	0		
10/17	at Denver	PRACTICE SQUAD										INACTIVE										1	0	1	0	0	0.0	0.0	0	0	0	0	0	0	0	0	0	0	
10/27	Green Bay	PRACTICE SQUAD										INACTIVE										2	0	2	2	30	2.0	30.0	0	0	0	3	0	0	0	0	0	0	0
11/03	Minnesota	0	1	1	0	0	0.0	0.0	0	0	0	2	1	3	1	8	1.0	8.0	0	0	0	2	0	0	0	0	0	0.0	0.0	0	0	0	1	0					
11/10	at Tennessee	0	0	0	0	0	0.0	0.0	0	0	0	0	4	4	8	1	7	2.0	19.0	0	0	1	2	0	1	0	1	0	0.0	0.0	0	1	0	1	0				
11/18	at L.A. Chargers	0	0	0	0	0	0.0	0.0	0	0	1	0	0	0	0	0	0.0	0.0	0	0	0	1	2	1	1	2	0	0	0.0	0.0	0	0	0	0	0				
12/01	Oakland	Titans										2	3	5	1	2	1.0	2.0	0	0	0	1	1	3	2	5	1	10	1.0	10.0	0	0	0	1	0				
12/08	at New England																																						
12/15	Denver																																						
12/22	at Chicago																																						
12/29	L.A. Chargers																																						
TOTALS		0	2	2	0	0	0.0	0.0	0	0	1	0	16	11	27	5	33	6.0	45.0	0	1	1	13	4	18	6	24	6	45	4.0	47.0	0	1	1	8	1			

		TERRELL MCCLAIN											BEN NIEMANN											DERRICK NNADI														
DATE	OPP.	S	A	TK	TFL TFLY	SK	SKY	INT	FR	FF	PR	PD	S	A	TK	TFL TFLY	SK	SKY	INT	FR	FF	PR	PD	S	A	TK	TFL TFLY	SK	SKY	INT	FR	FF	PR	PD				
09/08	at Jacksonville																																					
09/15	at Oakland	Raiders																																				
09/22	Baltimore	Raiders																																				
09/29	at Detroit	Raiders																																				
10/06	Indianapolis	Raiders																																				
10/13	Houston	0	2	2	0	0	0.0	0.0	0	0	0	0	0	2	4	6	0	0	0.0	0.0	0	0	0	0	0	1	2	3	0	0	0.0	0.0	0	0	0			
10/17	at Denver	1	0	1	0	0	0.0	0.0	0	0	0	0	0	4	1	5	1	4	0.0	0.0	0	0	0	0	0	1	1	2	1	1	0.0	0.0	0	0	0			
10/27	Green Bay	Raiders																																				
11/03	Minnesota	Raiders																																				
11/10	at Tennessee	Raiders																																				
11/18	at L.A. Chargers	Raiders																																				
12/01	Oakland	Raiders																																				
12/08	at New England																																					
12/15	Denver																																					
12/22	at Chicago																																					
12/29	L.A. Chargers																																					
TOTALS		2	2	4	0	0	0.0	0.0	0	0	0	0	0	21	17	38	1	4	0.0	0.0	0	0	0	1	1	15	26	41	1	1	1	0.1	0.1	1	0	1	1	1

		EMMANUEL OGBAH												ALEX OKAFOR												MIKE PENNELL																	
DATE	OPP.	S	A	TK	TFL	TFLY	SK	SKY	INT	FR	FF	PR	PD	S	A	TK	TFL	TFLY	SK	SKY	INT	FR	FF	PR	PD	S	A	TK	TFL	TFLY	SK	SKY	INT	FR	FF	PR	PD						
09/08	at Jacksonville	2	1	3	1	3	1.0	3.0	0	0	0	1	0	2	1	3	0	0	0.0	0.0	0	0	0	0	1	NOT ON ROSTER																	
09/15	at Oakland	2	0	2	0	0	0.0	0.0	0	0	1	0	0	0	0	0	0	0	0.0	0.0	0	0	0	0	0	NOT ON ROSTER																	
09/22	Baltimore	1	1	2	1	12	1.5	12.5	0	0	0	4	1	2	2	4	0	0	0.0	0.0	0	0	0	0	0	NOT ON ROSTER																	
09/29	at Detroit	2	1	3	1	3	0	0.0	0	0	0	1	0	1	1	2	1	5	1.0	5.0	0	0	0	2	0	NOT ON ROSTER																	
10/06	Indianapolis	2	4	6	0	0	0.0	0.0	0	0	0	0	0	INACTIVE												NOT ON ROSTER																	
10/13	Houston	5	0	5	0	0	0.0	0.0	0	0	0	0	0	3	1	4	0	0	0.0	0.0	0	0	0	1	0	NOT ON ROSTER																	
10/17	at Denver	3	0	3	1	3	1.0	3.0	0	0	0	1	2	4	0	4	2	14	2.0	13.0	0	0	1	3	0	NOT ON ROSTER																	
10/27	Green Bay	3	1	4	1	10	1.0	10.0	0	0	0	3	0	0	1	1	0	0	0.0	0.0	0	0	0	1	0	2	0	2	0	0	0.0	0.0	0	0	0	0	0	0					
11/03	Minnesota	0	1	1	0	0	0.0	0.0	0	0	0	0	0	INACTIVE												1	2	3	0	0	0.0	0.0	0	0	0	0	0	0	0	0	0	0	
11/10	at Tennessee	3	0	3	1	9	1.0	9.0	0	0	0	1	0	INACTIVE												INACTIVE																	
11/18	at L.A. Chargers	RESERVE/INJURED												INACTIVE												2	1	3	2	11	1.0	8.0	0	0	0	0	2	0					
12/01	Oakland	RESERVE/INJURED												0	0	0	0	0	0.0	0.0	0	0	0	0	0	1	2	3	0	0	0.0	0.0	0	0	0	0	0	0	0	0	0	0	
12/08	at New England																																										
12/15	Denver																																										
12/22	at Chicago																																										
12/29	L.A. Chargers																																										
TOTALS		23	9	32	6	40	5.5	37.5	0	0	1	11	3	12	6	18	3	19	3.0	18.0	0	0	1	7	1	6	5	11	2	11	1.0	8.0	0	0	0	2	0						

		REGGIE RAGLAND											KHALEN SAUNDERS											DANIEL SORENSEN															
DATE	OPP.	S	A	TK	TFL	TFLY	SK	SKY	INT	FR	FF	PR	PD	S	A	TK	TFL	TFLY	SK	SKY	INT	FR	FF	PR	PD	S	A	TK	TFL	TFLY	SK	SKY	INT	FR	FF	PR	PD		
09/08	at Jacksonville	INACTIVE											INACTIVE											0 0 0 0 0 0.0 0.0 0 0 0 0 0															
09/15	at Oakland	INACTIVE											INACTIVE											0 0 0 0 0 0.0 0.0 0 0 0 0 0															
09/22	Baltimore	0	0	0	0	0	0.0	0.0	0	0	0	0	0	INACTIVE											2 0 2 0 0 0.0 0.0 0 0 0 0 0														
09/29	at Detroit	1	0	1	0	0	0.0	0.0	0	0	0	0	0	INACTIVE											2 0 2 0 0 0.0 0.0 0 0 0 0 1														
10/06	Indianapolis	0	0	0	0	0	0.0	0.0	0	0	0	0	0	1	0	1	0	0	0.0	0.0	0	0	0	0	0	0	1	1	2	0	0	0.0	0.0	0	0	0	0	0	0
10/13	Houston	1	0	1	1	2	0.0	0.0	0	0	0	0	0	1	1	2	0	0	0.0	0.0	0	0	0	0	0	0	2	1	3	0	0	0.0	0.0	0	0	0	0	0	0
10/17	at Denver	2	0	2	1	6	1.0	6.0	0	1	0	0	1	0	1	1	2	0	0	0.0	0.0	0	0	0	0	0	1	1	2	0	0	0.0	0.0	0	0	0	0	0	0
10/27	Green Bay	2	2	4	0	0	0.0	0.0	0	0	0	0	0	2	1	3	0	0	1.0	0.0	0	0	0	0	0	1	0	3	0	0	0.0	0.0	0	0	0	0	0	0	
11/03	Minnesota	4	2	6	0	0	0.0	0.0	0	0	0	0	0	1	2	3	0	0	0.0	0.0	0	0	0	0	0	1	1	2	2	4	1	7	0.0	0.0	0	0	0	0	0
11/10	at Tennessee	1	0	1	0	0	0.0	0.0	0	0	0	0	0	1	0	1	0	0	0.0	0.0	0	0	0	0	0	0	5	4	9	0	0	0.0	0.0	0	0	0	0	0	0
11/18	at L.A. Chargers	2	1	3	0	0	0.0	0.0	0	0	0	0	0	1	1	2	0	0	0.0	0.0	0	0	0	0	0	0	6	2	8	0	0	0.0	0.0	1	0	0	0	0	1
12/01	Oakland	4	1	5	0	0	0.0	0.0	0	0	0	0	0	1	2	3	0	0	0.0	0.0	0	0	0	0	0	0	4	0	4	0	0	0.0	0.0	0	0	0	0	0	1
12/08	at New England																																						
12/15	Denver																																						
12/22	at Chicago																																						
12/29	L.A. Chargers																																						
TOTALS		17	6	23	2	8	1.0	6.0	0	1	0	1	0	9	8	17	0	0	1.0	0.0	0	0	0	2	1	28	11	39	1	7	0.0	0.0	1	0	0	0	3		

		JUAN THORNHILL												CHARVARIUS WARD												ARMANI WATTS												
DATE	OPP.	S	A	TK	TFL	TFLY	SK	SKY	INT	FR	FF	PR	PD	S	A	TK	TFL	TFLY	SK	SKY	INT	FR	FF	PR	PD	S	A	TK	TFL	TFLY	SK	SKY	INT	FR	FF	PR	PD	
09/08	at Jacksonville	5	3	8	0	0	0.0	0.0	0	0	0	0	0	5	2	7	0	0	0.0	0.0	0	0	0	0	0	0	0	0	0	0	0.0	0.0	0	0	0	0	0	0
09/15	at Oakland	3	0	3	0	0	0.0	0.0	0	0	0	0	0	3	1	4	0	0	0.0	0.0	1	0	1	0	2	0	0	0	0	0	0.0	0.0	0	0	0	0	0	0
09/22	Baltimore	2	0	2	0	0	0.0	0.0	0	0	0	0	0	4	1	5	0	0	0.0	0.0	0	0	0	0	0	0	0	0	0	0	0.0	0.0	0	0	0	0	0	
09/29	at Detroit	2	0	2	0	0	0.0	0.0	0	0	0	0	1	6	0	6	0	0	0.0	0.0	0	0	0	0	0	0	0	0	0	0	0.0	0.0	0	0	0	0	0	
10/06	Indianapolis	2	1	3	0	0	0.0	0.0	0	0	0	0	0	4	2	6	0	0	0.0	0.0	0	0	0	0	1	0	0	0	0	0	0.0	0.0	0	0	0	0	0	
10/13	Houston	4	0	4	0	0	0.0	0.0	1	0	0	0	1	7	1	8	0	0	0.0	0.0	1	0	0	0	1	0	0	0	0	0	0.0	0.0	0	0	0	0	0	
10/17	at Denver	2	1	3	0	0	0.0	0.0	0	0	0	0	0	2	1	3	0	0	0.0	0.0	0	0	0	0	0	1	0	0	1	1	7	1.0	7.0	0	0	0	1	0
10/27	Green Bay	3	2	5	0	0	0.0	0.0	0	0	0	0	0	3	1	4	0	0	0.0	0.0	0	0	0	0	1	0	0	0	0	0	0.0	0.0	0	0	0	0	0	
11/03	Minnesota	4	0	4	0	0	0.0	0.0	0	0	0	0	0	4	2	6	0	0	0.0	0.0	0	0	0	0	1	0	0	0	0	0	0.0	0.0	0	0	0	0	0	
11/10	at Tennessee	2	3	5	0	0	0.0	0.0	0	0	0	0	0	3	1	4	0	0	0.0	0.0	0	0	0	0	0	0	0	0	0	0	0.0	0.0	0	0	0	0	0	
11/18	at L.A. Chargers	2	1	3	0	0	0.0	0.0	0	0	0	0	1	1	1	2	0	0	0.0	0.0	0	0	0	0	3	0	2	2	0	0	0.0	0.0	0	0	0	0	0	
12/01	Oakland	2	1	3	0	0	0.0	0.0	1	0	0	0	1	2	0	2	0	0	0.0	0.0	0	0	0	0	0	1	0	1	0	0	0.0	0.0	0	0	0	0	0	
12/08	at New England																																					
12/15	Denver																																					
12/22	at Chicago																																					
12/29	L.A. Chargers																																					
TOTALS		33	12	45	0	0	0.0	0.0	2	0	0	0	4	44	13	57	0	0	0.0	0.0	2	0	1	0	9	2	2	4	1	7	1.0	7.0	0	0	0	0	1	0

INDIVIDUAL GXG STATS: DEFENSIVE



		XAVIER WILLIAMS												DAMIEN WILSON												
DATE	OPP.	S	A	TK	TFL	TFLY	SK	SKY	INT	FR	FF	PR	PD	S	A	TK	TFL	TFLY	SK	SKY	INT	FR	FF	PR	PD	
09/08	at Jacksonville	0	0	0	0	0	0	0.0	0.0	0	0	0	0	5	0	5	0	0	0.0	0.0	0	0	1	0	0	
09/15	at Oakland	3	0	3	0	0	0.0	0.0	0	0	0	0	0	2	3	5	0	0	0.0	0.0	0	0	0	0	1	
09/22	Baltimore	1	1	2	0	0	0.0	0.0	0	0	0	0	0	4	1	5	0	0	0.5	0.5	0	0	0	1	0	
09/29	at Detroit	2	0	2	0	0	0.0	0.0	0	0	1	0	0	7	1	8	1	1	0.0	0.0	0	0	0	0	0	
10/06	Indianapolis	1	0	1	0	0	0.0	0.0	0	0	0	0	0	7	5	12	0	0	0.0	0.0	0	0	0	0	0	
10/13	Houston	RESERVE/INJURED												3	3	6	0	0	0.0	0.0	0	0	0	0	0	0
10/17	at Denver	RESERVE/INJURED												3	0	3	0	0	0.0	0.0	0	0	0	0	0	0
10/27	Green Bay	RESERVE/INJURED												5	2	7	1	9	1.0	9.0	0	0	0	3	0	0
11/03	Minnesota	RESERVE/INJURED												4	3	7	0	0	0.0	0.0	0	0	0	0	0	0
11/10	at Tennessee	RESERVE/INJURED												0	1	1	0	0	0.0	0.0	0	0	0	0	0	0
11/18	at L.A. Chargers	RESERVE/INJURED												3	3	6	0	0	0.0	0.0	0	0	0	0	0	0
12/01	Oakland	RESERVE/INJURED												2	1	3	0	0	0.0	0.0	0	0	0	0	0	0
12/08	at New England																									
12/15	Denver																									
12/22	at Chicago																									
12/29	L.A. Chargers																									
TOTALS		7	1	8	0	0	0.0	0.0	0	0	1	0	0	45	23	68	2	10	1.5	9.5	0	0	1	4	1	

INDIVIDUAL GXG STATS: SPECIAL TEAMS



2019 REGULAR SEASON INDIVIDUAL SPECIAL TEAMS GAME-BY-GAME STATS

DATE	OPP.	BLAKE BELL			GHRIG DIETER			RASHAD FENTON			DARRON LEE		
		TKL	AST	TOT	TKL	AST	TOT	TKL	AST	TOT	TKL	AST	TOT
09/08	at Jacksonville	0	0	0	NOT ON ROSTER			0	0	0	0	0	0
09/15	at Oakland	0	0	0	NOT ON ROSTER			DID NOT PLAY			0	1	1
09/22	Baltimore	0	0	0	NOT ON ROSTER			0	0	0	0	0	0
09/29	at Detroit	1	0	1	NOT ON ROSTER			0	0	0	0	0	0
10/06	Indianapolis	0	0	0	NOT ON ROSTER			0	1	1	0	0	0
10/13	Houston	0	0	0	NOT ON ROSTER			1	0	1	0	0	0
10/17	at Denver	0	0	0	PRACTICE SQUAD			0	0	0	0	0	0
10/27	Green Bay	0	0	0	PRACTICE SQUAD			0	0	0	1	0	1
11/03	Minnesota	0	0	0	PRACTICE SQUAD			0	0	0	1	1	2
11/10	at Tennessee	0	0	0	PRACTICE SQUAD			0	0	0	1	0	1
11/18	at L.A. Chargers	INACTIVE			1	0	1	0	0	0	0	0	0
12/01	Oakland	0	0	0	0	1	1	1	0	1	1	0	1
12/08	at New England												
12/15	Denver												
12/22	at Chicago												
12/29	L.A. Chargers												
TOTALS		1	0	1	1	1	2	2	1	3	4	2	6

DATE	OPP.	JORDAN LUCAS			BEN NIEMANN			DORIAN O'DANIEL			BYRON PRINGLE		
		TKL	AST	TOT	TKL	AST	TOT	TKL	AST	TOT	TKL	AST	TOT
09/08	at Jacksonville	INACTIVE			0	0	0	1	0	1	0	0	0
09/15	at Oakland	1	0	1	0	0	0	1	0	1	0	0	0
09/22	Baltimore	1	0	1	0	0	0	0	0	0	0	0	0
09/29	at Detroit	0	0	0	0	0	0	0	0	0	0	0	0
10/06	Indianapolis	0	0	0	0	0	0	INACTIVE			0	0	0
10/13	Houston	0	0	0	0	0	0	INACTIVE			0	0	0
10/17	at Denver	0	1	1	1	0	1	0	0	0	2	0	2
10/27	Green Bay	0	0	0	0	0	0	1	0	1	0	0	0
11/03	Minnesota	1	0	1	0	0	0	0	2	2	0	1	1
11/10	at Tennessee	0	0	0	0	0	0	0	0	0	0	1	1
11/18	at L.A. Chargers	0	0	0	0	0	0	0	0	0	0	1	1
12/01	Oakland	INACTIVE			0	0	0	1	0	1	1	0	1
12/08	at New England												
12/15	Denver												
12/22	at Chicago												
12/29	L.A. Chargers												
TOTALS		3	1	4	1	0	1	4	2	6	3	3	6

DATE	OPP.	REGGIE RAGLAND			ANTHONY SHERMAN			DANIEL SORESENSEN			JUAN THORNHILL		
		TKL	AST	TOT	TKL	AST	TOT	TKL	AST	TOT	TKL	AST	TOT
09/08	at Jacksonville	INACTIVE			0	0	0	1	0	1	0	0	0
09/15	at Oakland	INACTIVE			1	0	1	0	0	0	0	0	0
09/22	Baltimore	0	0	0	0	0	0	1	0	1	0	0	0
09/29	at Detroit	0	0	0	0	0	0	2	0	2	0	0	0
10/06	Indianapolis	0	1	1	1	0	1	0	0	0	0	0	0
10/13	Houston	0	0	0	0	0	0	0	0	0	0	0	0
10/17	at Denver	0	0	0	0	1	1	0	0	0	0	0	0
10/27	Green Bay	0	0	0	1	0	1	0	0	0	0	0	0
11/03	Minnesota	0	0	0	0	0	0	0	0	0	0	0	0
11/10	at Tennessee	0	0	0	1	0	1	0	0	0	0	0	0
11/18	at L.A. Chargers	0	0	0	0	1	1	0	0	0	0	0	0
12/01	Oakland	0	0	0	0	0	0	0	0	0	1	0	1
12/08	at New England												
12/15	Denver												
12/22	at Chicago												
12/29	L.A. Chargers												
TOTALS		0	1	1	4	2	6	4	0	4	1	0	1

INDIVIDUAL GXG STATS: SPECIAL TEAMS



DATE	OPP.	ARMANI WATTS			JAMES WINCHESTER		
		TKL	AST	TOT	TKL	AST	TOT
09/08	at Jacksonville	0	0	0	0	0	0
09/15	at Oakland	0	0	0	0	0	0
09/22	Baltimore	0	0	0	0	0	0
09/29	at Detroit	1	0	1	0	0	0
10/06	Indianapolis	0	0	0	0	0	0
10/13	Houston	1	0	1	0	0	0
10/17	at Denver	0	0	0	0	0	0
10/27	Green Bay	0	0	0	0	0	0
11/03	Minnesota	1	0	1	1	0	1
11/10	at Tennessee	1	1	2	0	0	0
11/18	at L.A. Chargers	2	0	2	0	0	0
12/01	Oakland	0	0	0	0	1	1
12/08	at New England						
12/15	Denver						
12/22	at Chicago						
12/29	L.A. Chargers						
TOTALS		6	1	7	1	1	2

INDIVIDUAL GXG STATS: PUNT RETURNS



2019 REGULAR SEASON INDIVIDUAL GAME-BY-GAME STATS

PUNT RETURNS:		MECOLE HARDMAN						TYREEK HILL						DE'ANTHONY THOMAS					
DATE	OPP.	NO.	YDS	AVG	LG	FC	TD	NO.	YDS	AVG	LG	FC	TD	NO.	YDS	AVG	LG	FC	TD
09/08	at Jacksonville	0	0	0	--	1	0	1	0	0.0	--	0	0	NOT ON ROSTER					
09/15	at Oakland	1	20	20.0	20	0	0	INACTIVE						5	28	5.6	10	0	0
09/22	Baltimore	0	0	0	--	0	0	INACTIVE						1	9	9.0	9	0	0
09/29	at Detroit	0	0	0	--	0	0	INACTIVE						2	3	1.5	9	0	0
10/06	Indianapolis	0	0	0	--	0	0	INACTIVE						2	1	0.5	2	1	0
10/13	Houston	0	0	0	--	0	0	0	0	0	--	0	0	0	0	0	--	0	0
10/17	at Denver	1	36	36.0	36	0	0	0	0	0	--	0	0	3	14	4.7	8	0	0
10/27	Green Bay	1	18	18.0	18	0	0	0	0	0	--	0	0	Ravens					
11/03	Minnesota	2	17	8.5	15	1	0	0	0	0	--	0	0	NOT ON ROSTER					
11/10	at Tennessee	1	5	5.0	5	2	0	0	0	0	--	0	0	Ravens					
11/18	at L.A. Chargers	2	22	11.0	15	0	0	0	0	0	--	0	0	Ravens					
12/01	Oakland	0	0	0	--	1	0	0	0	0	--	0	0	Ravens					
12/08	at New England																		
12/15	Denver																		
12/22	at Chicago																		
12/29	L.A. Chargers																		
TOTALS		8	118	14.8	36	5	0	1	0	0.0	0	0	0	13	55	4.2	10	1	0

INDIVIDUAL GXG STATS: KICKOFF RETURNS



2019 REGULAR SEASON INDIVIDUAL GAME-BY-GAME STATS

KICKOFF RETURNS:		MECOLE HARDMAN						BYRON PRINGLE						DE'ANTHONY THOMAS					
DATE	OPP.	NO.	YDS	AVG	LG	FC	TD	NO.	YDS	AVG	LG	FC	TD	NO.	YDS	AVG	LG	FC	TD
09/08	at Jacksonville	2	45	22.5	27	0	0	0	0	0	--	0	0	NOT ON ROSTER					
09/15	at Oakland	1	18	18.0	18	0	0	0	0	0	--	0	0	1	19	19.0	19	0	0
09/22	Baltimore	0	0	0	--	1	0	0	0	0	--	0	0	0	0	0	--	0	0
09/29	at Detroit	1	29	29.0	29	0	0	2	41	20.5	22	0	0	3	72	24.0	29	0	0
10/06	Indianapolis	1	22	22.0	22	0	0	0	0	0	--	0	0	0	0	0	--	0	0
10/13	Houston	2	41	20.5	22	0	0	0	0	0	--	0	0	3	64	21.3	24	0	0
10/17	at Denver	0	0	0	--	0	0	0	0	0	--	0	0	0	0	0	--	0	0
10/27	Green Bay	3	68	22.7	26	0	0	0	0	0	--	0	0	Ravens					
11/03	Minnesota	4	101	25.3	34	0	0	0	0	0	--	0	0	NOT ON ROSTER					
11/10	at Tennessee	4	90	22.5	30	0	0	0	0	0	--	0	0	Ravens					
11/18	at L.A. Chargers	0	0	0	--	0	0	0	0	0	--	0	0	Ravens					
12/01	Oakland	1	23	23.0	23	0	0	0	0	0	--	0	0	Ravens					
12/08	at New England																		
12/15	Denver																		
12/22	at Chicago																		
12/29	L.A. Chargers																		
TOTALS		19	437	23.0	34	1	0	2	41	20.5	22	0	0	7	155	22.1	29	0	0

KICKOFF RETURNS:		DARWIN THOMPSON					
DATE	OPP.	NO.	YDS	AVG	LG	FC	TD
09/08	at Jacksonville	0	0	0	--	0	0
09/15	at Oakland	0	0	0	--	0	0
09/22	Baltimore	0	0	0	--	0	0
09/29	at Detroit	0	0	0	--	0	0
10/06	Indianapolis	INACTIVE					
10/13	Houston	0	0	0	--	0	0
10/17	at Denver	INACTIVE					
10/27	Green Bay	1	27	27.0	27	0	0
11/03	Minnesota	INACTIVE					
11/10	at Tennessee	0	0	0	--	0	0
11/18	at L.A. Chargers	INACTIVE					
12/01	Oakland	0	0	0	--	0	0
12/08	at New England						
12/15	Denver						
12/22	at Chicago						
12/29	L.A. Chargers						
TOTALS		1	27	27.0	27	0	0

PLAYER PARTICIPATION



2019 REGULAR SEASON KANSAS CITY CHIEFS PLAYER PARTICIPATION

	@ JAX	@ OAK	BAL	@ DET	IND	HOU	@ DEN	GB	MIN	@ TEN	@ LAC	OAK	@ NE	DEN	@ CHI	LAC	GP	GS	DNP	IN
PLAYERS	9/8	9/15	9/22	9/29	10/6	10/13	10/17	10/27	11/3	11/10	11/18	12/1	12/8	12/15	12/22	12/29				
Allegretti, Nick	*	*	*	*	*	P	P	P	P	P	*	*	-	-	-	-	5	0	0	7
Allen, Jeff	P	P	P	P	NOT	NOT	NOT	NOT	NOT	NOT	NOT	NOT	-	-	-	-	4	0	0	0
Barton, Jackson	^	^	^	^	^	^	^	^	^	^	*	*	-	-	-	-	0	0	0	2
Bell, Blake	P	TE	TE	P	TE	TE	TE	P	TE	P	*	P	-	-	-	-	11	6	0	1
Breeland, Bashaud	LCB	RCB	LCB	LCB	RCB	LCB	LCB	LCB	P	LCB	LCB	RCB	-	-	-	-	12	11	0	0
Brown, Alex	PS	PS	PS	PS	PS	PS	PS	PS	PS	PS	PS	PS	-	-	-	-	0	0	0	0
Butker, Harrison	P	P	P	P	P	P	P	P	P	P	P	P	-	-	-	-	12	0	0	0
Claiborne, Morris	R/SUS	R/SUS	R/SUS	R/SUS	P	P	P	P	LCB	P	P	P	-	-	-	-	8	1	0	0
Clark, Frank	RDE	RDE	RDE	RDE	RDE	RDE	LDE	*	*	P	RDE	RDE	-	-	-	-	10	9	0	2
Colquitt, Dustin	P	P	P	P	P	P	P	P	P	P	P	P	-	-	-	-	12	0	0	0
Davis, Felton	IR	IR	IR	IR	IR	IR	IR	IR	IR	IR	IR	IR	-	-	-	-	0	0	0	0
Dieter, Gehrig	NOT	NOT	NOT	NOT	NOT	NOT	PS	PS	PS	PS	P	P	-	-	-	-	2	0	0	0
Duvernay-Tardif, Laurent	RG	RG	RG	RG	RG	RG	RG	RG	*	*	RG	RG	-	-	-	-	10	10	0	2
Erving, Cam	DNP	P	LT	LT	LT	LT	LT	LT	LT	LT	P	DNP	-	-	-	-	10	8	2	0
Fenton, Rashad	P	DNP	P	P	P	P	P	P	P	P	P	P	-	-	-	-	11	0	1	0
Fisher, Eric	LT	LT	*	*	*	*	*	*	*	*	LT	LT	-	-	-	-	4	4	0	8
Fortson, Jody	PS	PS	PS	PS	PS	PS	PS	PS	PS	PS	PS	PS	-	-	-	-	0	0	0	0
Fox, Jack	NOT	NOT	NOT	NOT	NOT	NOT	NOT	PS	NOT	NOT	NOT	NOT	-	-	-	-	0	0	0	0
Fuller, Kendall	CB	P	CB	CB	CB	P	*	*	*	*	*	P	-	-	-	-	7	4	0	5
Grayson, Davon	IR	IR	IR	IR	NOT	NOT	NOT	NOT	NOT	NOT	NOT	NOT	-	-	-	-	0	0	0	0
Hardman, Mecole	P	WR	P	WR	P	P	WR	P	WR	P	P	P	-	-	-	-	12	4	0	0
Harris, Darius	R/NFIN	R/NFIN	R/NFIN	R/NFIN	R/NFIN	R/NFIN	R/NFIN	R/NFIN	R/NFIN	R/NFIN	R/NFIN	R/NFIN	-	-	-	-	0	0	0	0
Harris, Demone	^	^	^	^	^	^	^	^	^	^	^	*	-	-	-	-	0	0	0	1
Henne, Chad	IR	IR	IR	IR	IR	IR	IR	IR	DNP	*	*	*	-	-	-	-	0	0	1	3
Hill, Tyreek	WR	*	*	*	*	WR	WR	WR	WR	WR	WR	WR	-	-	-	-	8	8	0	4
Hitchens, Anthony	LB	LB	LB	LB	LB	*	LB	LB	LB	LB	LB	LB	-	-	-	-	11	11	0	1
Hoyett, Braxton	NOT	NOT	NOT	NOT	PS	PS	NOT	PS	PS	PS	PS	PS	-	-	-	-	0	0	0	0
Hunter, Ryan	*	*	P	P	P	PS	PS	PS	PS	PS	PS	PS	-	-	-	-	3	0	0	2
Ivie, Joey	P	P	PS	PS	PS	PS	PS	PS	P	P	P	^	-	-	-	-	5	0	0	0
Jones, Chris	RDT	LDT	RDT	LDT	LDT	*	*	*	P	RDT	LDT	RDT	-	-	-	-	9	8	0	3
Keizer, Nick	PS	PS	PS	PS	PS	PS	PS	PS	PS	PS	PS	PS	-	-	-	-	0	0	0	0
Kelce, Travis	TE	TE	TE	TE	TE	TE	TE	TE	TE	TE	TE	TE	-	-	-	-	12	12	0	0
Kemp, Marcus	IR	IR	IR	IR	IR	IR	IR	IR	IR	IR	IR	IR	-	-	-	-	0	0	0	0
Kpassagnon, Tanoh	P	P	P	P	P	P	P	P	RDE	RDE	LDE	LDE	-	-	-	-	12	4	0	0
Lawrence, Devaroe	^	^	^	^	^	^	^	^	^	^	PS	PS	-	-	-	-	0	0	0	0
Lee, Darron	P	LB	P	P	P	LB	P	P	P	P	P	P	-	-	-	-	12	2	0	0
Lovett, John	IR	IR	IR	IR	IR	IR	IR	IR	IR	IR	IR	IR	-	-	-	-	0	0	0	0
Lucas, Jordan	*	P	P	P	P	P	P	P	P	P	P	*	-	-	-	-	10	0	0	2
Mack, Alizé	^	^	^	^	^	^	^	^	^	PS	PS	NOT	-	-	-	-	0	0	0	0
Mahomes, Patrick	QB	QB	QB	QB	QB	QB	QB	*	*	QB	QB	QB	-	-	-	-	10	10	0	2
Malveaux, Cameron	PS	PS	PS	PS	PS	PS	PS	PS	PS	PS	PS	PS	-	-	-	-	0	0	0	0
Marshall, Marcus	PS	PS	PS	PS	PS	NOT	NOT	NOT	NOT	NOT	NOT	NOT	-	-	-	-	0	0	0	0
Mathieu, Tyrann	SS	SS	SS	SS	SS	SS	SS	SS	SS	SS	SS	SS	-	-	-	-	12	12	0	0
McClain, Terrell	^	^	^	^	^	P	P	^	^	^	^	^	-	-	-	-	2	0	0	0
McCoy, LeSean	P	P	RB	RB	P	RB	RB	RB	RB	*	P	RB	-	-	-	-	11	7	0	1
McGuire, Elijah	^	^	^	^	^	^	^	^	^	^	^	PS	-	-	-	-	0	0	0	0
McTyer, Torry	PS	PS	PS	PS	^	^	^	^	^	^	^	^	-	-	-	-	0	0	0	0
Moore, Matt	P	DNP	DNP	DNP	DNP	DNP	P	QB	QB	DNP	DNP	P	-	-	-	-	5	2	7	0
Murray, Jimmy	PS	NOT	NOT	NOT	NOT	NOT	NOT	NOT	NOT	NOT	NOT	NOT	-	-	-	-	0	0	0	0
Niemann, Ben	P	P	P	P	P	LB	P	P	P	P	P	P	-	-	-	-	12	1	0	0
Nnadi, Derrick	LDT	RDT	LDT	RDT	RDT	RDT	LDT	LDT	LDT	RDT	RDT	LDT	-	-	-	-	12	12	0	0
O'Daniel, Dorian	P	P	P	P	*	*	P	P	P	P	P	P	-	-	-	-	10	0	0	2
Ogbah, Emmanuel	P	P	P	P	LDE	P	P	RDE	LDE	LDE	IR	IR	-	-	-	-	10	4	0	0
Okafor, Alex	LDE	LDE	LDE	LDE	*	LDE	RDE	LDE	*	*	*	P	-	-	-	-	8	7	0	4
Pennel, Mike	NOT	NOT	NOT	NOT	NOT	NOT	NOT	P	P	*	P	P	-	-	-	-	4	0	0	1
Pringle, Byron	P	P	P	P	P	P	P	P	P	P	P	P	-	-	-	-	12	0	0	0
Ragland, Reggie	*	*	P	P	P	P	LB	LB	LB	LB	LB	LB	-	-	-	-	10	5	0	2
Rankin, Martinas	*	*	*	*	P	LG	RG	LG	LG	LG	IR	IR	-	-	-	-	6	5	0	4
Reaser, Keith	IR	IR	IR	IR	IR	IR	IR	IR	IR	IR	IR	IR	-	-	-	-	0	0	0	0
Reiter, Austin	C	C	C	C	C	C	C	C	C	C	C	C	-	-	-	-	12	12	0	0
Robinson, Demarcus	WR	P	WR	WR	WR	WR	P	WR	P	WR	P	WR	-	-	-	-	12	8	0	0
Saunders, Khalel	*	*	*	*	P	LDT	RDT	RDT	RDT	P	P	P	-	-	-	-	8	4	0	4
Schwartz, Mitchell	RT	RT	RT	RT	RT	RT	RT	RT	RT	RT	RT	RT	-	-	-	-	12	12	0	0
Senat, Greg	^	^	*	*	*	*	*	*	IR	IR	IR	IR	-	-	-	-	0	0	0	6
Sherman, Anthony	P	P	P	P	P	P	P	P	P	P	P	P	-	-	-	-	12	0	0	0
Shurmur, Kyle	PS	PS	PS	PS	PS	PS	PS	DNP	NOT	PS	PS	PS	-	-	-	-	0	0	1	0
Smith, Emmanuel	PS	PS	PS	PS	PS	PS	PS	PS	PS	PS	PS	PS	-	-	-	-	0	0	0	0
Smith, Tremon	P	NOT	^	^	^	^	^	^	^	^	^	^	-	-	-	-	1	0	0	0
Sorensen, Daniel	P	P	P	P	P	P	P	P	P	P	P	CB	-	-	-	-	12	1	0	0
Speaks, Breeland	IR	IR	IR	IR	IR	IR	IR	IR	IR	IR	IR	IR	-	-	-	-	0	0	0	0
Thomas, De'Anthony	NOT	P	P	P	P	P	P	^	^	^	^	^	-	-	-	-	6	0	0	0
Thompson, Cody	PS	PS	PS	PS	PS	PS	PS	PS	^	^	NOT	^	-	-	-	-	0	0	0	0
Thompson, Darwin	P	P	P	P	*	P	*	P	*	P	*	P	-	-	-	-	8	0	0	4
Thornhill, Juan	FS	FS	FS	FS	FS	FS	FS	FS	FS	FS	FS	FS	-	-	-	-	12	12	0	0
Ward, Charvarius	RCB	LCB	RCB	RCB	LCB	RCB	RCB	RCB	RCB	RCB	RCB	LCB	-	-	-	-	12	12	0	0
Ward, Tim	R/NFIN	R/NFIN	R/NFIN	R/NFIN	R/NFIN	R/NFIN	R/NFIN	R/NFIN	R/NFIN	R/NFIN	R/NFIN	R/NFIN	-	-	-	-	0	0	0	0
Watkins, Sammy	WR	WR	WR	WR	WR	*	*	WR	P	WR	WR	WR	-	-	-	-	10	9	0	2
Watts, Armani	P	P	P	P	P	P	P	P	P	P	P	P	-	-	-	-	12	0	0	0
Wells, David	IR	IR	IR	IR	IR	IR	IR	IR	IR	IR	IR	IR	-	-	-	-	0	0	0	0
Williams, Damien	RB	RB	*	*	RB	P	P	P	P	RB	RB	*	-	-	-	-	9	5	0	3
Williams, Darrel	P	P	P	P	P	P	P	P	P	P	P	P	-	-	-	-	12	0	0	0
Williams, Xavier	P	P	P	P	P	IR	IR	IR	IR	IR	IR	IR	-	-	-	-	5	0	0	0
Wilson, Damien	LB	LB	LB	LB	LB	LB	LB	LB	LB	LB	LB	LB	-	-	-	-	12	12	0	0
Winchester, James	P	P	P	P	P	P	P	P	P	P	P	P	-	-	-	-	12	0	0	0
Wisniewski, Stefen	NOT	NOT	NOT	NOT	NOT	NOT	NOT	NOT	NOT	NOT	NOT	NOT	-	-	-	-	7	0	0	0
Wylie, Andrew	LG	LG	LG	LG	LG	*	*	*	RG	RG	LG	LG	-	-	-	-</				

GAME-BY-GAME CAPTAINS



2019 REGULAR SEASON - CAPTAINS

DATE	OPPONENT	OFFENSE	DEFENSE	SPECIAL TEAMS
09/08	at Jacksonville	Patrick Mahomes	Tyrann Mathieu	Dustin Colquitt
09/15	at Oakland	Mitchell Schwartz	Anthony Hitchens	Armani Watts
09/22	Baltimore	Travis Kelce	Byron Pringle	Chris Jones
09/29	at Detroit	Andrew Wylie	Frank Clark	Jordan Lucas
10/06	Indianapolis	Cam Erving	Daniel Sorensen	Damien Wilson
10/13	Houston	Demarcus Robinson	Emmanuel Ogbah	James Winchester
10/17	at Denver	Tyreek Hill	Charvarius Ward	Anthony Sherman
10/27	Green Bay	LeSean McCoy	Reggie Ragland	Harrison Butker
11/03	Minnesota	Sammy Watkins	Tanoh Kpassagnon	Dorian O'Daniel
11/10	at Tennessee	Austin Reiter	Derrick Nnadi	Byron Pringle
11/18	at L.A. Chargers	Patrick Mahomes	Tyrann Mathieu	Dustin Colquitt
12/01	Oakland	Laurent Duvernay-Tardif	Bashaud Breeland	Darrel Williams
12/08	at New England	--	--	--
12/15	Denver	--	--	--
12/22	at Chicago	--	--	--
12/29	L.A. Chargers	--	--	--

GAME-BY-GAME INACTIVES



2019 REGULAR SEASON INACTIVES

DATE	OPPONENT	PLAYERS	
09/08	at Jacksonville	Nick Allegretti Ryan Hunter Jordan Lucas Reggie Ragland	Martinas Rankin Khalen Saunders Deon Yelder
09/15	at Oakland	Nick Allegretti Tyreek Hill Ryan Hunter Reggie Ragland	Martinas Rankin Khalen Saunders Deon Yelder
09/22	Baltimore	Nick Allegretti Eric Fisher Tyreek Hill Martinas Rankin	Khalen Saunders Greg Senat Damien Williams
09/29	at Detroit	Nick Allegretti Eric Fisher Tyreek Hill Martinas Rankin	Khalen Saunders Greg Senat Damien Williams
10/06	Indianapolis	Nick Allegretti Eric Fisher Tyreek Hill Dorian O'Daniel	Alex Okafor Greg Senat Darwin Thompson
10/13	Houston	Eric Fisher Anthony Hitchens Chris Jones Dorian O'Daniel	Greg Senat Sammy Watkins Andrew Wylie
10/17	at Denver	Eric Fisher Kendall Fuller Chris Jones Greg Senat	Darwin Thompson Sammy Watkins Andrew Wylie
10/27	Green Bay	Frank Clark Eric Fisher Kendall Fuller Chris Jones	Patrick Mahomes Greg Senat Andrew Wylie
11/03	Minnesota	Frank Clark Laurent Duvernay-Tardif Eric Fisher Kendall Fuller	Patrick Mahomes Alex Okafor Darwin Thompson
11/10	at Tennessee	Laurent Duvernay-Tardif Eric Fisher Kendall Fuller Chad Henne	LeSean McCoy Alex Okafor Mike Pennel
11/18	at L.A. Chargers	Nick Allegretti Jackson Barton Blake Bell Kendall Fuller	Chad Henne Alex Okafor Darwin Thompson
12/01	Oakland	Nick Allegretti Jackson Barton Demone Harris Chad Henne	Jordan Lucas Damien Williams Deon Yelder
12/08	at New England	--	--
12/15	Denver	--	--
12/22	at Chicago	--	--
12/29	L.A. Chargers	--	--

TURNOVER CHART



2019 REGULAR SEASON - DEFENSIVE TAKEAWAYS

DATE	OPPONENT	TAKEAWAY	QTR.	YD-LINE	RESULT
9/8	at Jacksonville	B. Breeland FR (D. Wilson FF) F. Clark INT (G. Minshew II)	3 4	KC-26 JAX-17	TD FG
9/15	at Oakland	B. Breeland INT (D. Carr: touchback) C. Ward INT (D. Carr)	3 3	KC-(-4) KC-45	Punt Fumble
9/22	Baltimore	None			
9/29	at Detroit	C. Jones FR (D. Nnadi FF) B. Breeland FR (X. Williams FF)	3 3	KC-6 KC-0	Fumble TD
10/6	Indianapolis	T. Mathieu INT (J. Brissett)	2	KC-7	Fumble
10/13	Houston	F. Clark FR (F. Clark FF) J. Thornhill INT (D. Watson: touchback) C. Ward INT (D. Watson: touchback)	1 2 3	HST-18 KC-0 KC-(-2)	FG Fumble Punt
10/17	at Denver	R. Ragland FR (A. Hitchens FF)	2	DEN-5	TD
10/27	Green Bay	None			
11/3	Minnesota	None			
11/10	at Tennessee	T. Kpassagnon FR (C. Jones FF)	1	TEN-20	FG
11/18	at L.A. Chargers	D. Nnadi INT (P. Rivers) T. Mathieu INT (P. Rivers) R. Fenton INT (P. Rivers) D. Sorensen INT (P. Rivers: touchback)	2 2 4 4	KC-31 LAC-41 KC-33 KC-(-3)	Punt TD Punt EOG
12/1	Oakland	T. Mathieu INT (D. Carr) J. Thornhill INT (D. Carr)	1 2	KC-48 OAK-46	TD TD
12/08	at New England	--	--	--	--
12/15	Denver	--	--	--	--
12/22	at Chicago	--	--	--	--
12/29	L.A. Chargers	--	--	--	--

2019 REGULAR SEASON - OFFENSIVE GIVEAWAYS

DATE	OPPONENT	GIVEAWAY	QTR.	YD-LINE	RESULT
9/8	at Jacksonville	None			
9/15	at Oakland	P. Mahomes fumble (B. Mayowa FF; D. Worley FR)	4	OAK-16	Punt
9/22	Baltimore	None			
9/29	at Detroit	D. Williams fumble (T. Flowers FF; A. Robinson FR) S. Watkins fumble (J. Coleman FF; J. Coleman FR)	3 3	KC-31 KC-45	Fumble TD
10/6	Indianapolis	L. McCoy fumble (G. Odum FF; B. Okereke FR)	2	IND-14	Punt
10/13	Houston	P. Mahomes INT (T. Gipson Sr.: touchback) P. Mahomes fumble (C. Omenihu FF; B. McKinney FR)	2 2	HST-(-1) KC-3	TD TD
10/17	at Denver	None			
10/27	Green Bay	L. McCoy fumble (T. Lancaster FF; T. Lancaster FR)	3	KC-27	TD
11/3	Minnesota	None			
11/10	at Tennessee	D. Williams fumble (D. Long Jr. FF; R. Evans FR)	2	TEN-47	TD
11/18	at L.A. Chargers	P. Mahomes INT (R. Jenkins)	1	LAC-27	INT
12/1	Oakland	None			
12/08	at New England	--	--	--	--
12/15	Denver	--	--	--	--
12/22	at Chicago	--	--	--	--
12/29	L.A. Chargers	--	--	--	--

TURNOVER CHART



2019 REGULAR SEASON - SPECIAL TEAMS/MISC TAKEAWAYS

DATE	OPPONENT	TAKEAWAY	QTR.	YD-LINE	RESULT
12/1	Oakland	D. O'Daniel FR (R. Fenton FF)	1	OAK-24	Downs

2019 REGULAR SEASON - SPECIAL TEAMS/MISC GIVEAWAYS

DATE	OPPONENT	GIVEAWAY	QTR.	YD-LINE	RESULT
9/29	at Detroit	M. Hardman fumble (J. Agnew FF; J. Reeves-Maybin FR)	3	KC-36	Fumble
11/3	Minnesota	M. Hardman fumble (M. Hughes FF; H. Hill FR)	3	KC-38	TD

2019 REGULAR SEASON - TURNOVERS

Offense:	9 Giveaways 34 Points (5 TD, 0 FG)	Ratio
Defense:	18 Takeaways 51 Points (6 TD, 3 FG)	+8 (19 takes, 11 gives)
Special Teams:	2 Giveaways 6 Points (1 TD, 0 FG)	Points Off Turnovers Ratio
	1 Takeaway 0 Points (0 TD, 0 FG)	+11 (51 scored, 40 allowed)

2019 REGULAR SEASON - INSIDE THE 20

DATE	OPPONENT	OFFENSE	DEFENSE
09/08	at Jacksonville	FG - 28 yards FG - 25 yards TD - Run TD - Pass FG - 35 yards End of Game	FG - 37 yards FG - 23 yards TD - Pass
09/15	at Oakland	TD - Pass Fumble	FG - 29 yards TD - Pass Interception
09/22	Baltimore	TD - Run TD - Pass TD - Pass FG - 36 yards	TD - Run TD - Run TD - Run FG - 39 yards TD - Run
09/29	at Detroit	Missed FG FG - 23 yards TD - Run TD - Run TD - Run	FG - 25 yards TD - Pass Fumble Fumble TD - Pass TD - Pass TD - Run
10/06	Indianapolis	FG - 29 yards TD - Pass FG - 36 yards	TD - Run FG - 32 yards FG - 32 yards FG - 31 yards FG - 29 yards
10/13	Houston	FG - 41 yards TD - Pass TD - Pass	TD - Pass TD - Run TD - Run Interception TD - Run End of Game
10/17	at Denver	FG - 33 yards FG - 20 yards	TD - Run Missed FG
10/27	Green Bay	FG - 28 yards TD - Run	TD - Pass TD - Run FG - 35 yards TD - Pass
11/03	Minnesota	FG - 24 yards FG - 54 yards	TD - Pass FG - 29 yards TD - Pass TD - Pass
11/10	at Tennessee	TD - Pass FG - 30 yards TD - Pass	TD - Pass TD - Run
11/18	at L.A. Chargers	TD - Run TD - Run	FG - 27 yards FG - 26 yards TD - Pass Interception
12/01	Oakland	TD - Pass Downs TD - Run TD - Run TD - Run	Missed FG FG - 34 yards TD - Pass
12/08	at New England	--	--
12/15	Denver	--	--
12/22	at Chicago	--	--
12/29	L.A. Chargers	--	--

OFFENSE DEFENSE

Inside the 20	39	47
Scores	35	39
Touchdowns	21	25
Field Goals	14	14
Total Points in 20	188	211
Fumbles	1	2
Interceptions	0	3
Missed Field Goals	1	2
Lost on Downs	1	0
End of Half/Game	1	1
TDs Outside	15	5

GOAL TO GO SITUATIONS



2019 REGULAR SEASON - GOAL TO GO SITUATIONS

DATE	OPPONENT	OFFENSE	DEFENSE
09/08	at Jacksonville	Field Goal - 25 yards TD - Run TD - Pass	Field Goal - 23 yards
09/15	at Oakland	NONE	TD - Pass Interception
09/22	Baltimore	TD - Run	TD - Run TD - Run TD - Run
09/29	at Detroit	Field Goal - 23 yards TD - Run TD - Run TD - Run	Field Goal - 25 yards Fumble Fumble TD - Pass TD - Pass
10/06	Indianapolis	Field Goal - 36 yards	TD - Run
10/13	Houston	TD - Pass	TD - Run TD - Run Interception TD - Run
10/17	at Denver	Field Goal - 20 yards	TD - Run
10/27	Green Bay	TD - Run	TD - Run Field Goal - 35 yards
11/03	Minnesota	Field Goal - 24 yards	TD - Pass TD - Pass
11/10	at Tennessee	TD - Pass	TD - Pass TD - Run
11/18	at L.A. Chargers	TD - Run	Field Goal - 26 yards TD - Pass
12/01	Oakland	TD - Pass TD - Run TD - Run	NONE
12/08	at New England	--	--
12/15	Denver	--	--
12/22	at Chicago	--	--
12/29	L.A. Chargers	--	--

OFFENSE DEFENSE

Goal-To-Go Situations	18	25
Scores	18	21
Touchdowns	13	17
Field Goals	5	4
Total Points	107	129
Fumbles	0	2
Interceptions	0	2
Missed Field Goals	0	0
Lost on Downs	0	0
End of Half/Game	0	0

BIG RUN PLAYS (10+ YARDS)



2019 REGULAR SEASON - BIG RUN PLAYS (10+ YARDS)

2019 REGULAR SEASON - BIG RUN PLAYS (10+ YARDS)												
DATE	OPPONENT	QTR	CHIEFS PLAYER	YDS.	DOWN	RESULT	QTR	OPP. PLAYER	YDS.	DOWN	RESULT	
09/08	at Jaguars	1	LeSean McCoy	13	2-2-KC 28	Touchdown	1	Leonard Fournette	12	1-10-JAX 38	Field Goal	
		4	LeSean McCoy	31	1-10-KC 43	Touchdown	3	Leonard Fournette	14	3-2-KC 48	Fumble	
		4	LeSean McCoy	19	1-10-JAX 47	End Game	3	Leonard Fournette	10	3-23-JAX 9	Punt	
09/15	at Raiders		NONE				2	Josh Jacobs	12	1-10-OAK 25	Punt	
							2	Derek Carr	10	3-11-OAK 36	Punt	
							3	Josh Jacobs	51	1-10-OAK 19	Interception	
09/22	Ravens	1	Patrick Mahomes	11	2-9-KC 26	Punt	1	Mark Ingram II	21	2-10-BAL 42	Touchdown	
		1	LeSean McCoy	12	1-10-KC 25	Touchdown	3	Gus Edwards	15	1-10-BAL 38	Touchdown	
		3	LeSean McCoy	25	1-10-KC 25	Downs	3	Gus Edwards	13	1-10-KC 47	Touchdown	
		4	Darrel Williams	41	1-10-KC 25	Field Goal	3	Mark Ingram II	19T	2-10-KC 19	Touchdown	
09/29	at Lions	1	Patrick Mahomes	25	3-6-KC 18	Field Goal	2	Kerryon Johnson	14	1-10-DET 21	Field Goal	
		2	LeSean McCoy	39	1-10-KC 30	Touchdown	3	Kerryon Johnson	11	2-5-KC 31	Fumble	
		4	Patrick Mahomes	15	4-8-KC 34	Touchdown	3	Kerryon Johnson	13	1-10-KC 20	Fumble	
							3	J.D. McKissic	26	2-10-KC 28	Fumble	
							3	Kerryon Johnson	12	1-10-KC 45	Touchdown	
10/06	Colts						3	Matthew Stafford	11	2-9-KC 32	Touchdown	
		4	Patrick Mahomes	14	1-10-KC 25	Field Goal	1	Marlon Mack	30	1-10-KC 36	Touchdown	
							1	Jordan Wilkins	10	1-11-KC 11	Touchdown	
							2	Marlon Mack	11	1-10-IND 33	Interception	
							3	Marlon Mack	11	2-12-IND 20	Punt	
10/13	Texans						3	Zach Pascal	12	3-1-IND 44	Punt	
		1	LeSean McCoy	15	1-10-HOU 40	Touchdown	1	Carlos Hyde	11	1-10-KC 49	Field Goal	
		3	LeSean McCoy	17	2-5-HOU 49	Touchdown	2	Carlos Hyde	11	3-1-HOU 48	Touchdown	
							3	Carlos Hyde	26	1-10-KC 46	Interception	
							4	Duke Johnson	15	1-10-KC 41	Touchdown	
10/17	at Broncos						4	Deshaun Watson	10	1-10-KC 44	End Game	
		1	LeSean McCoy	19	2-3-KC 32	Touchdown	3	Royce Freeman	14	2-10-DEN 11	Punt	
		4	LeSean McCoy	22	1-10-KC 49	Field Goal						
10/27	Packers		NONE				3	Jamaal Williams	14	1-10-GB 49	Field Goal	
11/03	Vikings						3	Aaron Rodgers	15	2-10-KC 27	Touchdown	
		3	Damien Williams	91T	2-4-KC 9	Touchdown	4	Dalvin Cook	12	2-10-MIN 40	Touchdown	
							4	Stefon Diggs	12	2-3-KC 41	Touchdown	
11/10	at Titans	1	Damien Williams	15	1-10-TEN 39	Touchdown	2	Derrick Henry	12	1-10-TEN 22	Punt	
		1	Damien Williams	10	1-10-TEN 13	Touchdown	3	Derrick Henry	68T	2-4-TEN 32	Touchdown	
		2	Sammy Watkins	11	1-10-KC 28	Fumble	4	Ryan Tannehill	12	3-10-TEN 34	Touchdown	
		4	Damien Williams	10	1-10-KC 26	Field Goal	4	Derrick Henry	12	1-10-TEN 46	Touchdown	
							4	Derrick Henry	14	2-3-KC 15	Touchdown	
11/18	at Chargers						4	Derrick Henry	14	1-10-TEN 25	Downs	
							4	Ryan Tannehill	18	1-10-TEN 39	Touchdown	
		1	Patrick Mahomes	24	3-7-KC 18	Interception	1	Melvin Gordon III	21	1-10-KC 48	Missed FG	
		3	Patrick Mahomes	20	3-2-KC 35	Touchdown	2	Melvin Gordon III	11	2-4-LAC 14	Interception	
		4	Patrick Mahomes	15	3-6-KC 37	Punt	2	Austin Ekeler	18	1-10-KC 26	Field Goal	
12/01	Raiders	2	Darrel Williams	15	1-10-KC 21	Punt	1	Josh Jacobs	12	2-10-OAK 14	Interception	
		2	Patrick Mahomes	13T	1-10-OAK 13	Touchdown	1	Josh Jacobs	15	1-10-OAK 15	Punt	
							2	Josh Jacobs	35	1-10-OAK 24	Missed FG	
12/08	at Patriots	--	--	--	--	--	--	--	--	--	--	
12/15	Broncos	--	--	--	--	--	--	--	--	--	--	
12/22	at Bears	--	--	--	--	--	--	--	--	--	--	
12/29	Chargers	--	--	--	--	--	--	--	--	--	--	
TOTALS		25 - 542 (21.7), 2 TDS				44 - 740 (16.8), 2 TDS						

BIG PASS PLAYS (20+ YARDS)



2019 REGULAR SEASON - BIG PASS PLAYS (20+ YARDS)

DATE	OPPONENT	QTR	CHIEFS PLAYER	YDS.	DOWN	RESULT	QTR	OPP. PLAYER	YDS.	DOWN	RESULT
09/08	at Jaguars	1	Patrick Mahomes -> Sammy Watkins	68T	3-3-KC 32	Touchdown	1	Nick Foles -> Chris Conley	21	3-18-JAX 17	Touchdown
		1	Patrick Mahomes -> Travis Kelce	42	1-10-KC 21	Field Goal	1	Nick Foles -> DJ Chark Jr.	35T	3-8-KC 35	Touchdown
		1	Patrick Mahomes -> Sammy Watkins	21	1-10-JAX 37	Field Goal	2	Gardner Minshew II -> Chris Conley	20	2-7-KC 47	Field Goal
		1	Patrick Mahomes -> Sammy Watkins	49T	1-10-JAX 49	Touchdown	2	Gardner Minshew II -> DJ Chark Jr.	69	1-10-JAX 25	Field Goal
		2	Patrick Mahomes -> Travis Kelce	41	1-10-KC 25	Field Goal	4	Gardner Minshew II -> DJ Chark Jr.	35	1-10-JAX 35	Touchdown
		2	Patrick Mahomes -> Sammy Watkins	22	2-7-JAX 31	Field Goal	4	Gardner Minshew II -> Chris Conley	21T	1-10-KC 21	Touchdown
09/15	at Raiders	2	Patrick Mahomes -> Demarcus Robinson	44T	1-10-OAK 44	Touchdown	1	Derek Carr -> Derek Carrier	25	3-3-OAK 32	Field Goal
		2	Patrick Mahomes -> Mecole Hardman	42T	3-20-OAK 42	Touchdown	2	Derek Carr -> DeAndre Washington	20	1-10-OAK 48	End Half
		2	Patrick Mahomes -> Damien Williams	32	2-11-KC 5	Touchdown					
		2	Patrick Mahomes -> Demarcus Robinson	43	1-10-KC 37	Touchdown					
		2	Patrick Mahomes -> Travis Kelce	27T	2-17-OAK 27	Touchdown					
		2	Patrick Mahomes -> Demarcus Robinson	39T	1-10-OAK 39	Touchdown					
		3	Patrick Mahomes -> Demarcus Robinson	28	1-10-KC 22	Punt					
		4	Patrick Mahomes -> Travis Kelce	34	3-4-KC 30	End Game					
09/22	Ravens	1	Patrick Mahomes -> Travis Kelce	20	1-10-KC 37	Punt	1	Lamar Jackson -> Nick Boyle	23	2-7-BAL 19	Touchdown
		1	Patrick Mahomes -> Travis Kelce	21	2-10-KC 37	Touchdown	4	Lamar Jackson -> Seth Roberts	25	4-5-KC 27	Touchdown
		2	Patrick Mahomes -> Mecole Hardman	83T	1-10-KC 17	Touchdown	4	Lamar Jackson -> Marquise Brown	31	1-10-BAL 37	Field Goal
		3	Patrick Mahomes -> Sammy Watkins	36	1-10-KC 20	Touchdown	4	Lamar Jackson -> Willie Snead IV	23	3-17-KC 39	Field Goal
09/29	at Lions	1	Patrick Mahomes -> Deon Yelder	24	1-10-KC 37	Missed FG	1	Matthew Stafford -> Kenny Golladay	33	2-5-DET 30	Field Goal
		1	Patrick Mahomes -> Sammy Watkins	30	1-10-DET 44	Field Goal	1	Matthew Stafford -> Marvin Jones Jr.	33	3-9-KC 44	Touchdown
		2	Patrick Mahomes -> Darrel Williams	30	2-10-KC 44	Field Goal	3	Matthew Stafford -> Kerryon Johnson	22	1-10-DET 25	Field Goal
		4	Patrick Mahomes -> Travis Kelce:10 -> LeSean McCoy:23	33	2-12-DET 46	Touchdown	4	Matthew Stafford -> Marvin Hall	34	2-4-KC 43	Touchdown
							4	Matthew Stafford -> Marvin Jones Jr.	25	1-10-DET 25	End Game
10/06	Colts	1	Patrick Mahomes -> Byron Pringle	28	2-8-IND 41	Field Goal	NONE				
		2	Patrick Mahomes -> Byron Pringle	27T	3-18-IND 27	Touchdown					
		2	Patrick Mahomes -> LeSean McCoy	21	1-10-IND 46	Fumble					
		3	Patrick Mahomes -> Mecole Hardman	31	2-6-KC 24	Punt					
		4	Patrick Mahomes -> Byron Pringle	27	3-28-KC 7	Downs					
10/13	Texans	1	Patrick Mahomes -> Darrel Williams	52	3-6-KC 13	Touchdown	2	Deshaun Watson -> Keke Coutee	23	2-9-HOU 21	Touchdown
		1	Patrick Mahomes -> Tyreek Hill	46T	3-21-HOU 46	Touchdown	4	Deshaun Watson -> Jordan Akins	23	2-1-HOU 25	Touchdown
10/17	at Broncos	1	Patrick Mahomes -> Mecole Hardman	21T	3-2-DEN 21	Touchdown	1	Joe Flacco -> Andy Janovich	22	1-10-KC 35	Touchdown
		3	Matt Moore -> Tyreek Hill	57T	1-10-KC 43	Touchdown	2	Joe Flacco -> Courtland Sutton	41	1-10-DEN 25	Missed FG
10/27	Packers	2	Matt Moore -> Travis Kelce	29T	1-10-GB 29	Touchdown	1	Aaron Rodgers -> Jake Kumerow	34	3-9-KC 45	Touchdown
		2	Matt Moore -> Mecole Hardman	30T	1-10-GB 30	Touchdown	1	Aaron Rodgers -> Aaron Jones	50	2-10-GB 40	Touchdown
		2	Matt Moore -> Tyreek Hill	21	2-10-KC 29	Field Goal	4	Aaron Rodgers -> Aaron Jones	67T	2-2-GB 33	Touchdown
		2	Matt Moore -> Mecole Hardman	25	1-10- 50	Field Goal					
		4	Matt Moore -> Sammy Watkins	25	1-10-GB 46	Touchdown					
11/03	Vikings	1	Matt Moore -> Tyreek Hill	40T	2-10-MIN 40	Touchdown	1	Kirk Cousins -> Laquon Treadwell	26	3-7-MIN 40	Touchdown
		3	Matt Moore -> Tyreek Hill	30	1-10-KC 45	Field Goal	2	Kirk Cousins -> Irv Smith Jr.	21	2-6-MIN 36	Field Goal
		4	Matt Moore -> Tyreek Hill	41	1-10-KC 40	Field Goal	3	Kirk Cousins -> C.J. Ham	32	2-8-MIN 22	Punt
							4	Kirk Cousins -> Dalvin Cook	22	2-9-KC 28	Touchdown
11/10	at Titans	2	Patrick Mahomes -> Tyreek Hill	29	3-10-KC 41	Field Goal	1	Ryan Tannehill -> Tajaé Sharpe	20	2-13-TEN 22	Punt
		3	Patrick Mahomes -> Demarcus Robinson	20	1-10-KC 38	Touchdown	2	Ryan Tannehill -> Kalif Raymond	52	1-10-TEN 27	Touchdown
		4	Patrick Mahomes -> Mecole Hardman	63T	3-9-KC 37	Touchdown	4	Ryan Tannehill -> Anthony Firkser	20	2-10-KC 43	Touchdown
		4	Patrick Mahomes -> Tyreek Hill	39	2-8-KC 38	Field Goal	4	Ryan Tannehill -> Adam Humphries	23T	1-10-KC 23	Touchdown
		4	Patrick Mahomes -> Demarcus Robinson	23	1-10-KC 38	Blocked FG					
11/18	at Chargers	2	Patrick Mahomes -> Travis Kelce	31	2-4-KC 43	Field Goal	1	Philip Rivers -> Austin Ekeler	37	1-10-KC 49	Field Goal
		3	Patrick Mahomes -> Travis Kelce	23T	1-10-LAC 23	Touchdown	2	Philip Rivers -> Keenan Allen	30	2-6-LAC 44	Interception
							2	Philip Rivers -> Mike Williams	26	3-2-LAC 33	Field Goal
							4	Philip Rivers -> Mike Williams	50	3-15-LAC 25	Interception
12/01	Raiders	3	Patrick Mahomes -> Travis Kelce	47	1-10-KC 36	Touchdown	1	Derek Carr -> DeAndre Washington	28	1-20-OAK 32	Punt
							2	Derek Carr -> Darren Waller	24	1-10-OAK 27	Downs
12/08	at Patriots	--	--	--	--	--	--	--	--	--	--
12/15	Broncos	--	--	--	--	--	--	--	--	--	--
12/22	at Bears	--	--	--	--	--	--	--	--	--	--
12/29	Chargers	--	--	--	--	--	--	--	--	--	--

TOTALS 48 - 1,659 (34.6), 16 TDS

38 - 1,166 (30.7), 4 TDS

2019 REGULAR SEASON CHIEFS ADVANCES

DATE	OPPONENT	RUSHES	COMPLETIONS	ADVANCES	OUTCOME
09/08	at Jacksonville	26	25	51	W 40-26
09/15	at Oakland	22	30	52	W 28-10
09/22	Baltimore	25	27	52	W 33-28
09/29	at Detroit	25	24	49	W 34-30
10/06	Indianapolis	14	22	36	L 19-13
10/13	Houston	11	19	30	L 31-24
10/17	at Denver	27	20	47	W 30-6
10/27	Green Bay	20	24	44	L 31-24
11/03	Minnesota	18	25	43	W 26-23
11/10	at Tennessee	25	36	61	L 35-32
11/18	at L.A. Chargers	27	19	46	W 24-17
12/01	Oakland	29	15	44	W 40-9
12/08	at New England	--	--	--	--
12/15	Denver	--	--	--	--
12/22	at Chicago	--	--	--	--
12/29	L.A. Chargers	--	--	--	--
TOTALS		269	286	555	

2019 REGULAR SEASON OPPONENT ADVANCES

DATE	OPPONENT	RUSHES	COMPLETIONS	ADVANCES	OUTCOME
09/08	at Jacksonville	16	27	43	W 40-26
09/15	at Oakland	19	23	42	W 28-10
09/22	Baltimore	32	22	54	W 33-28
09/29	at Detroit	35	21	56	W 34-30
10/06	Indianapolis	45	18	63	L 19-13
10/13	Houston	41	30	71	L 31-24
10/17	at Denver	21	21	42	W 30-6
10/27	Green Bay	26	23	49	L 31-24
11/03	Minnesota	27	19	46	W 26-23
11/10	at Tennessee	26	13	39	L 35-32
11/18	at L.A. Chargers	19	28	47	W 24-17
12/01	Oakland	25	20	45	W 40-9
12/08	at New England	--	--	--	--
12/15	Denver	--	--	--	--
12/22	at Chicago	--	--	--	--
12/29	L.A. Chargers	--	--	--	--
TOTALS		332	265	597	

CHIEFS RECORD WHEN:

Having 45 or more advances	6 - 1
Having 50 or more advances	3 - 1
Having less than 45 advances	2 - 3
Having less than 50 advances	5 - 3
Allowing 45 or more advances	5 - 3
Allowing 50 or more advances	2 - 2
Allowing less than 45 advances	3 - 1
Allowing less than 50 advances	6 - 2

NOTE: Advances equal to all rushing attempts plus completions.

SCORING DRIVES



CHIEFS 2019 REGULAR SEASON SCORING DRIVES

DATE	OPPONENT	ACQUIRED	DRIVE START	PLAYS	YARDS	Q	TIME	FIRST DOWNS	SCORING PLAY	KC	OPP
09/08	at Jacksonville	Kickoff	KC 25	3	75	Q1	1:36	1	S. Watkins: 68-yard pass from P. Mahomes	7	0
		Punt	KC 21	6	70	Q1	2:47	2	H. Butker: 28-yard FG	10	0
		Kickoff	KC 20	5	80	Q1	2:47	3	S. Watkins: 49-yard pass from P. Mahomes	17	7
		Kickoff	KC 25	7	68	Q2	3:40	2	H. Butker: 25-yard FG	20	10
		Kickoff	KC 25	10	47	Q2	3:58	3	H. Butker: 46-yard FG	23	13
		Fumble	KC 40	12	60	Q3	6:25	7	D. Williams: 1-yard run	30	13
		Punt	KC 33	8	67	Q3	4:19	4	Q4: S. Watkins: 3-yard pass from P. Mahomes	37	13
09/15	at Oakland	Interception	JAX 12	4	-5	Q4	1:41	0	H. Butker: 35-yard FG	40	19
		Punt	KC 28	3	72	Q1	1:10	3	Q2: D. Robinson: 44-yard pass from P. Mahomes	7	10
		Punt	KC 5	14	95	Q2	6:32	6	M. Hardman: 42-yard pass from P. Mahomes	14	10
		Punt	KC 6	5	94	Q2	1:52	3	T. Kelce: 27-yard pass from P. Mahomes	21	10
09/22	Baltimore	Punt	OAK 39	1	39	Q2	0:07	1	D. Robinson: 39-yard pass from P. Mahomes	28	10
		Kickoff	KC 25	11	75	Q1	5:06	6	Q2: L. McCoy: 1-yard run	7	6
		Downs	BAL 47	5	47	Q2	2:43	3	D. Robinson: 18-yard pass from P. Mahomes	14	6
		Punt	KC 4	3	96	Q2	1:27	2	M. Hardman: 83-yard pass from P. Mahomes	20	6
		Punt	KC 17	9	59	Q2	1:13	3	H. Butker: 42-yard FG	23	6
		Punt	KC 20	8	80	Q3	4:14	4	L. McCoy: 14-yard pass from P. Mahomes	30	13
09/29	at Detroit	Kickoff	KC 25	7	57	Q4	2:03	3	H. Butker: 36-yard FG	33	22
		Kickoff	KC 14	10	81	Q1	3:53	4	Q2: H. Butker: 23-yard FG	3	10
		Punt	KC 30	7	70	Q2	3:57	5	L. McCoy: 1-yard run	10	10
		Kickoff	KC 25	6	49	Q2	1:01	2	H. Butker: 44-yard FG	13	13
		Kickoff	KC 25	9	75	Q3	4:01	5	Q4: D. Williams: 1-yard run	27	23
		Kickoff	KC 21	13	79	Q4	2:06	7	D. Williams: 1-yard run	34	30
10/06	Indianapolis	Kickoff	KC 25	12	64	Q1	5:58	4	H. Butker: 29-yard FG	3	0
		Kickoff	KC 25	11	75	Q1	4:36	5	Q2: B. Pringle: 27-yard pass from P. Mahomes	10	7
		Kickoff	KC 25	7	57	Q4	1:11	5	H. Butker: 36-yard FG	13	19
10/13	Houston	Kickoff	KC 9	6	91	Q1	3:18	2	T. Hill: 46-yard pass from P. Mahomes	7	0
		Fumble	HOU 18	4	-5	Q1	1:17	0	H. Butker: 41-yard FG	10	0
		Kickoff	KC 10	9	90	Q1	4:18	6	D. Williams: 14-yard pass from P. Mahomes	17	3
		Missed FG	KC 36	10	64	Q3	4:25	5	T. Hill: 6-yard pass from P. Mahomes	24	23
10/17	at Denver	Kickoff	KC 25	8	75	Q1	4:56	3	M. Hardman: 21-yard pass from P. Mahomes	7	6
		Punt	DEN 21	4	6	Q1	1:31	0	H. Butker: 33-yard FG	10	6
		Downs	DEN 38	13	37	Q2	6:53	3	H. Butker: 20-yard FG	13	6
		Punt	KC 27	2	73	Q3	0:40	2	T. Hill: 57-yard pass from M. Moore	27	6
		Downs	KC 49	5	30	Q4	3:06	1	H. Butker: 39-yard FG	30	6
10/27	Green Bay	Kickoff	KC 11	12	89	Q1	6:14	5	Q2: T. Kelce: 29-yard pass from M. Moore	7	14
		Punt	KC 38	5	62	Q2	1:50	3	M. Hardman: 30-yard pass from M. Moore	14	14
		Punt	KC 16	11	74	Q2	3:03	4	H. Butker: 28-yard FG	17	14
		Kickoff	KC 25	10	75	Q4	4:56	6	D. Williams: 3-yard run	24	24
11/03	Minnesota	Punt	KC 33	7	67	Q1	3:15	3	T. Hill: 40-yard pass from M. Moore	7	0
		Punt	KC 9	17	85	Q2	8:56	7	H. Butker: 24-yard FG	10	7
		Punt	KC 3	2	97	Q3	0:48	1	D. Williams: 91-yard run	17	16
		Punt	KC 34	7	39	Q3	2:58	2	H. Butker: 45-yard FG	20	16
		Punt	KC 26	8	38	Q4	4:05	2	H. Butker: 54-yard FG	23	23
		Punt	MIN 45	5	19	Q4	1:47	1	H. Butker: 44-yard FG	26	23
11/10	at Tennessee	Kickoff	KC 31	12	69	Q1	5:41	6	T. Kelce: 3-yard pass from P. Mahomes	7	0
		Fumble	TEN 20	4	8	Q1	3:05	0	H. Butker: 30-yard FG	10	0
		Kickoff	KC 25	10	52	Q2	5:02	2	H. Butker: 41-yard FG	13	13
		Punt	KC 23	10	77	Q3	5:40	6	T. Hill: 11-yard pass from P. Mahomes	19	13
		Kickoff	KC 25	10	50	Q3	4:00	3	H. Butker: 43-yard FG	22	20
		Punt	KC 21	5	79	Q4	2:06	2	M. Hardman: 63-yard pass from P. Mahomes	29	20
11/18	at L.A. Chargers	Kickoff	KC 26	7	53	Q4	3:12	2	H. Butker: 39-yard FG	32	27
		Interception	LAC 6	1	6	Q2	0:05	1	L. McCoy: 6-yard run	7	3
		Kickoff	KC 25	9	52	Q2	3:18	2	H. Butker: 41-yard FG	10	6
		Kickoff	KC 25	9	75	Q3	5:31	5	D. Williams: 6-yard run	17	9
12/01	Oakland	Punt	KC 46	6	54	Q3	3:20	4	T. Kelce: 23-yard pass from P. Mahomes	24	9
		Interception	OAK 47	11	47	Q1	3:31	4	D. Williams: 3-yard pass from P. Mahomes	7	0
		Downs	KC 40	8	60	Q2	3:25	5	P. Mahomes: 13-yard run	14	0
		Kickoff	KC 34	9	34	Q3	2:57	2	H. Butker: 50-yard FG	24	0
		Punt	KC 36	4	64	Q3	2:15	3	L. McCoy: 3-yard run	31	0
12/08	at New England	Kickoff	KC 25	14	75	Q4	9:32	6	D. Thompson: 4-yard run	38	3
		--	--	--	--	--	--	--	--	--	--
12/15	Denver	--	--	--	--	--	--	--	--	--	--
12/22	at Chicago	--	--	--	--	--	--	--	--	--	--
12/29	L.A. Chargers	--	--	--	--	--	--	--	--	--	--
AVG				7.7	60.4	3:27.85	3.3				
TOTALS				470	3,687	211:19	202				

OPPONENTS SCORING DRIVES



CHIEFS OPPONENTS 2019 REGULAR SEASON SCORING DRIVES

DATE	OPPONENT	ACQUIRED	DRIVE START	PLAYS	YARDS	Q	TIME	FIRST DOWNS	SCORING PLAY	KCOPP
09/08	at Jacksonville	Kickoff	JAX 25	7	75	Q1	3:34	4	D. Chark Jr.: 35-yard pass from N. Foles	10 7
		Kickoff	JAX 25	9	56	Q1	6:00	3	Q2: J. Lambo: 37-yard FG	17 10
		Kickoff	JAX 25	5	70	Q2	3:34	1	J. Lambo: 23-yard FG	20 13
		Kickoff	JAX 21	7	79	Q4	3:24	4	D. Westbrook: 15-yard pass from G. Minshew II	37 19
		Kickoff	JAX 25	6	75	Q4	1:38	4	C. Conley: 21-yard pass from G. Minshew II	40 26
09/15	at Oakland	Kickoff	OAK 25	10	65	Q1	4:39	3	D. Carlson: 29-yard FG	0 3
		Punt	OAK 26	6	74	Q1	2:38	4	T. Williams: 4-yard pass from D. Carr	0 10
09/22	Baltimore	Punt	BAL 16	14	84	Q1	6:30	6	M. Ingram II: 2-yard run	0 6
		Kickoff	BAL 25	9	75	Q3	4:25	5	M. Ingram II: 19-yard run	23 13
		Kickoff	BAL 25	13	75	Q3	4:45	5	Q4: M. Ingram II: 1-yard run	30 19
		Punt	BAL 20	10	59	Q4	4:01	3	J. Tucker: 39-yard FG	30 22
		Kickoff	BAL 30	9	70	Q4	2:35	6	L. Jackson: 9-yard run	33 28
09/29	at Detroit	Kickoff	DET 25	10	68	Q1	5:38	3	M. Prater: 25-yard FG	0 3
		Missed FG	DET 26	7	74	Q1	2:34	4	T. Hockenson: 5-yard pass from M. Stafford	0 10
		Kickoff	DET 21	8	50	Q2	3:10	3	M. Prater: 48-yard FG	10 13
		Kickoff	DET 25	7	40	Q3	2:49	2	M. Prater: 53-yard FG	20 16
		Fumble	KC 45	8	45	Q3	3:40	4	K. Golladay: 9-yard pass from M. Stafford	20 23
		Punt	DET 21	9	79	Q4	4:16	4	K. Golladay: 6-yard pass from M. Stafford	27 30
10/06	Indianapolis	Kickoff	IND 30	11	70	Q1	5:18	6	J. Brissett: 1-yard run	3 7
		Kickoff	IND 25	7	61	Q2	2:56	2	A. Vinatieri: 32-yard FG	10 10
		Punt	IND 12	11	74	Q2	1:34	4	A. Vinatieri: 32-yard FG	10 13
		Punt	KC 48	14	35	Q3	8:34	3	Q4: A. Vinatieri: 31-yard FG	10 16
		Downs	KC 33	7	21	Q4	2:35	1	A. Vinatieri: 29-yard FG	10 19
10/13	Houston	Kickoff	HOU 25	12	49	Q1	4:33	4	K. Fairbairn: 44-yard FG	10 3
		Kickoff	HOU 25	10	75	Q1	4:13	5	Q2: D. Johnson: 11-yard pass from D. Watson	17 9
		Interception	HOU 20	12	80	Q2	5:36	6	C. Hyde: 2-yard run	17 16
		Fumble	KC 3	1	3	Q2	0:07	1	D. Watson: 3-yard run	17 23
		Punt	HOU 7	12	93	Q4	8:32	7	D. Watson: 1-yard run	24 33
10/17	at Denver	Kickoff	DEN 25	10	75	Q1	5:54	6	R. Freeman: 1-yard run	0 6
10/27	Green Bay	Kickoff	GB 26	10	74	Q1	6:17	4	A. Jones: 4-yard pass from A. Rodgers	0 7
		Missed FG	GB 40	4	60	Q1	2:02	2	J. Williams: 1-yard run	0 14
		Punt	GB 11	15	72	Q3	8:33	6	M. Crosby: 35-yard FG	17 17
		Fumble	KC 27	5	27	Q3	2:22	2	Q4: J. Williams: 3-yard pass from A. Rodgers	17 24
		Kickoff	GB 25	2	75	Q4	0:59	1	A. Jones: 67-yard pass from A. Rodgers	24 31
11/03	Minnesota	Kickoff	MIN 25	12	75	Q1	5:31	5	B. Johnson: 4-yard pass from K. Cousins	7 7
		Punt	MIN 32	12	57	Q2	1:36	3	D. Bailey: 29-yard FG	10 10
		Fumble	KC 38	5	38	Q3	3:01	2	A. Abdullah: 16-yard pass from K. Cousins	10 16
		Kickoff	MIN 25	11	75	Q3	4:31	5	Q4: K. Rudolph: 3-yard pass from K. Cousins	20 23
11/10	at Tennessee	Punt	TEN 27	4	73	Q2	1:34	3	A. Firkser: 9-yard pass from R. Tannehill	10 7
		Kickoff	TEN 26	2	74	Q3	0:56	1	D. Henry: 68-yard run	19 20
		Kickoff	TEN 25	10	75	Q4	5:28	6	D. Henry: 1-yard run	29 27
		Downs	TEN 39	4	61	Q4	0:58	3	A. Humphries: 23-yard pass from R. Tannehill	32 35
11/18	at L.A. Chargers	Kickoff	LAC 23	9	68	Q1	5:29	3	M. Badgley: 27-yard FG	0 3
		Kickoff	LAC 25	9	67	Q2	3:44	3	M. Badgley: 26-yard FG	7 6
		Kickoff	LAC 25	9	44	Q2	1:43	3	M. Badgley: 49-yard FG	10 9
		Kickoff	LAC 25	6	75	Q3	3:12	4	K. Allen: 7-yard pass from P. Rivers	24 19
12/01	Oakland	Kickoff	OAK 25	13	60	Q3	6:55	4	Q4: D. Carlson: 34-yard FG	31 3
		Kickoff	OAK 25	10	75	Q4	4:45	5	D. Carrier: 4-yard pass from D. Carr	38 9
12/08	at New England	--	--	--	--	--	--	--	--	-- --
12/15	Denver	--	--	--	--	--	--	--	--	-- --
12/22	at Chicago	--	--	--	--	--	--	--	--	-- --
12/29	L.A. Chargers	--	--	--	--	--	--	--	--	-- --
AVG				8.6	64.0	3:56.62	3.7			
TOTALS				413	3,074	189:18	178			

2019 Regular Season (As of December 3, 2019)

PASSING

500 YARDS PASSING

KC	11/5/2000	@ Oakland	504 yards	Elvis Grbac	
Opp	12/6/1990	@ Houston Oilers	527 yards	Warren Moon	

400 YARDS PASSING

KC	11/10/2019	@ Tennessee	446 yards	Patrick Mahomes	
Opp	11/19/2018	@ L.A. Rams	413 yards	Jared Goff	

300 YARDS PASSING

KC	11/10/2019	@ Tennessee	446 yards	Patrick Mahomes	
Opp	11/18/2019	@ L.A. Chargers	353 yards	Philip Rivers	

400 NET PASSING YARDS

KC	11/10/2019	@ Tennessee	433 yards 0 yards	Patrick Mahomes Dustin Colquitt	
Opp	10/7/2018	vs. Jacksonville	401 yards	Blake Bortles	

300 NET PASSING YARDS

KC	11/10/2019	@ Tennessee	433 yards 0 yards	Patrick Mahomes Dustin Colquitt	
Opp	11/18/2019	@ L.A. Chargers	345 yards	Philip Rivers	

SIX TOUCHDOWN PASSES

KC	11/19/2018	@ L.A. Rams	6 tds	Patrick Mahomes: (25, 21, 8, 4, 73, 10)	
----	------------	-------------	-------	--	--

Opp * Never Has Happened *

FIVE TOUCHDOWN PASSES

KC	11/19/2018	@ L.A. Rams	6 tds	Patrick Mahomes: (25, 21, 8, 4, 73, 10)	
Opp	10/8/2017	@ Houston	5 tds	Deshaun Watson: (1, 34, 48, 9, 6)	

FOUR TOUCHDOWN PASSES

KC	9/15/2019	@ Oakland	4 tds	Patrick Mahomes: (44, 42, 27, 39)	
Opp	11/19/2018	@ L.A. Rams	4 tds	Jared Goff: (7, 4, 7, 40)	

THREE TOUCHDOWN PASSES

KC	11/10/2019	@ Tennessee	3 tds	Patrick Mahomes: (3, 11, 63)	
Opp	11/3/2019	vs. Minnesota	3 tds	Kirk Cousins: (4, 16, 3)	

FOUR INTERCEPTIONS THROWN

KC	12/13/2009	vs. Buffalo	4 ints	Matt Cassel	
Opp	11/18/2019	@ L.A. Chargers	4 ints	Philip Rivers	

THREE INTERCEPTIONS THROWN

KC	11/19/2018	@ L.A. Rams	3 ints	Patrick Mahomes	
Opp	11/18/2019	@ L.A. Chargers	4 ints	Philip Rivers	

TWO INTERCEPTIONS THROWN

KC	11/19/2018	@ L.A. Rams	3 ints	Patrick Mahomes	
Opp	12/1/2019	vs. Oakland	2 ints	Derek Carr	

RUSHING

300 YARDS RUSHER

KC * Never Has Happened *

Opp * Never Has Happened *

200 YARDS RUSHER

KC	12/23/2012	vs. Indianapolis	226 yards	Jamaal Charles	
Opp	12/20/2009	vs. Cleveland	286 yards	Jerome Harrison	

100 YARDS RUSHER

KC	11/3/2019	vs. Minnesota	125 yards	Damien Williams	
Opp	12/1/2019	vs. Oakland	104 yards	Josh Jacobs	

TWO 100-YARD RUSHERS

KC	12/23/2012	vs. Indianapolis	226 yards 101 yards	Jamaal Charles Peyton Hillis	
Opp	10/19/2008	vs. Tennessee	168 yards 149 yards	Chris Johnson LenDale White	

FIVE TOUCHDOWNS RUSHING

KC * Never Has Happened *

Opp	12/7/2003	@ Denver	5 tds	Clinton Portis: (11, 1, 59, 28, 53)	
-----	-----------	----------	-------	--	--

FOUR TOUCHDOWNS RUSHING

KC	10/24/2004	vs. Atlanta	4 tds 4 tds	Priest Holmes: (1, 2, 2, 15) Derrick Blaylock: (1, 7, 3, 2)	
Opp	12/7/2003	@ Denver	5 tds	Clinton Portis: (11, 1, 59, 28, 53)	

THREE TOUCHDOWNS RUSHING

KC	9/28/2015	@ Green Bay	3 tds	Jamaal Charles: (9, 4, 7)	
Opp	9/22/2019	vs. Baltimore	3 tds	Mark Ingram II: (2, 19, 1)	

TWO TOUCHDOWNS RUSHING

KC	9/29/2019	@ Detroit	2 tds	Darrel Williams: (1, 1)	
Opp	11/10/2019	@ Tennessee	2 tds	Derrick Henry: (68, 1)	

TWO PLAYERS WITH TWO TD RUSHING

KC	10/24/2004	vs. Atlanta			
Opp				* Never Has Happened *	

RECEIVING

TWO 100-YARD RECEIVERS

KC	9/15/2019	@ Oakland	172 yards 107 yards	Demarcus Robinson Travis Kelce	
Opp	9/16/2018	@ Pittsburgh	138 yards 121 yards	Jesse James Juju Smith-Schuster	

200 YARDS RECEIVER

KC	11/19/2018	@ L.A. Rams	215 yards	Tyreek Hill	
Opp	10/19/2017	@ Oakland	210 yards	Amari Cooper	

100 YARDS RECEIVER

KC	11/10/2019	@ Tennessee	157 yards	Tyreek Hill	
Opp	12/1/2019	vs. Oakland	100 yards	Darren Waller	

FOUR TOUCHDOWNS RECEPTIONS

KC	12/15/2013	@ Oakland	4 tds	Jamaal Charles: (71, 39, 16, 49)	
Opp	12/1/2013	vs. Denver	4 tds	Eric Decker: (41, 37, 15, 1)	

THREE TOUCHDOWNS RECEPTIONS

KC	9/8/2019	@ Jacksonville	3 tds	Sammy Watkins: (68, 49, 3)	
Opp	10/8/2017	@ Houston	3 tds	DeAndre Hopkins: (1, 34, 6)	

TWO TOUCHDOWNS RECEPTIONS

KC	10/13/2019	vs. Houston	2 tds	Tyreek Hill: (46, 6)	
Opp	10/27/2019	vs. Green Bay	2 tds	Aaron Jones: (4, 67)	

TWO PLAYERS WITH TWO TD RECEPTIONS

KC	11/19/2018	@ L.A. Rams			
Opp	10/8/2017	@ Houston			

COMBINED YARDS AND TOUCHDOWNS

100-YARD RUSHER AND 300-YARD PASSER

KC	10/1/2018	@ Denver	121 yards 304 yards	Kareem Hunt Patrick Mahomes	
Opp	10/14/2018	@ New England	106 yards 340 yards	Sony Michel Tom Brady	

100-YARD RECEIVER AND 300-YARD PASSER

KC	11/10/2019	@ Tennessee	157 yards 446 yards	Tyreek Hill Patrick Mahomes	
Opp	11/18/2019	@ L.A. Chargers	108 yards 353 yards	Austin Ekeler Philip Rivers	

100 YARDS RUSHING AND RECEIVING

KC	11/3/2019	vs. Minnesota	125 yards 140 yards	Damien Williams Tyreek Hill	
Opp	12/1/2019	vs. Oakland	104 yards 100 yards	Josh Jacobs Darren Waller	

100-YARD RUSHER, 300-YARD PASSER, 100-YARD RECEIVER

THE LAST TIME



KC	9/7/2017	@ New England	148 yards 368 yards 133 yards	Kareem Hunt Alex Smith Tyreek Hill	
Opp	12/1/2013	vs. Denver	117 yards 403 yards 174 yards	Montee Ball Peyton Manning Eric Decker	
DEFENSE					
INTERCEPTED PASS RETURNED FOR A TOUCHDOWN					
KC	12/1/2019	vs. Oakland	46 yards	Juan Thornhill	(3:52) (Shotgun) 4-D.Carr pass short right intended for 16-T.Williams INTERCEPTED by 22-J.Thornhill at OAK 46. 22-J.Thornhill for 46 yards, TOUCHDOWN.
Opp	11/19/2018	@ L.A. Rams	25 yards	Samson Ebukam	(2:24) (Shotgun) 15-P.Mahomes pass short right intended for 84-D.Harris INTERCEPTED by 50-S.Ebukam at KC 25. 50-S.Ebukam for 25 yards, TOUCHDOWN.
FUMBLE RETURNED FOR A TOUCHDOWN					
KC	10/17/2019	@ Denver	5 yards	Reggie Ragland	(7:17) 5-J.Flacco sacked at DEN 17 for -9 yards (53-A.Hitchens). FUMBLES (53-A.Hitchens) [53-A.Hitchens], RECOVERED by KC-59-R.Ragland at DEN 5. 59-R.Ragland for 5 yards, TOUCHDOWN.
Opp	11/10/2019	@ Tennessee	53 yards	Rashan Evans	(6:28) (Shotgun) 26-Dam.Williams up the middle to TEN 45 for -1 yards (51-D.Long). FUMBLES (51-D.Long), RECOVERED by TEN-54-R.Evans at TEN 47. 54-R.Evans for 53 yards, TOUCHDOWN.
SAFETY SCORED					
KC	11/27/2016	@ Denver	(6:20) (Shotgun) 13-T.Siemian sacked at DEN 0 for -8 yards (50-J.Houston). FUMBLES (50-J.Houston) [50-J.Houston], recovered by DEN-73-R.Okung at DEN -5. 73-R.Okung tackled in End Zone, SAFETY.		
Opp	9/16/2018	@ Pittsburgh	(12:09) 27-K.Hunt up the middle tackled in End Zone for -1 yards, SAFETY (25-A.Burns, 42-M.Burnett).		
SHUTOUT					
KC	10/23/2011	@ Oakland	Kansas City 28, Oakland 0		
Opp	12/16/2012	@ Oakland	Oakland 15, Kansas City 0		
FOUR OR MORE INTERCEPTION GAME					
KC	9/29/1985	vs. Seattle	4 int	Derron Cherry	
Opp	10/7/2001	@ Denver	4 int	Deltha O'Neal	
THREE INTERCEPTION GAME					
KC	11/27/2005	vs. New England	3 int	Greg Wesley	
Opp	10/7/2001	@ Denver	4 int	Deltha O'Neal	
TWO INTERCEPTION GAME					
KC	12/16/2017	vs. L.A. Chargers	2 int	Marcus Peters	
Opp	9/7/2014	vs. Tennessee	2 int	Jason McCourty	
FOUR SACK GAME					
KC	12/28/2014	vs. San Diego	4.0 sacks	Justin Houston	
Opp	11/9/2003	vs. Cleveland	4.0 sacks	Andra Davis	
THREE SACK GAME					
KC	10/28/2018	vs. Denver	3.0 sacks	Dee Ford	
Opp	9/24/2017	@ L.A. Chargers	3.0 sacks	Melvin Ingram III	
TWO SACK GAME					
KC	11/10/2019	@ Tennessee	2.0 sacks	Chris Jones	
Opp	10/27/2019	vs. Green Bay	2.0 sacks	Za'Darius Smith	
SPECIAL TEAMS					
KICKOFF RETURNED FOR A TOUCHDOWN					
KC	11/27/2016	@ Denver	86 yards	Tyreek Hill	9-R.Dixon kicks 66 yards from DEN 20 to KC 14. 10-T.Hill for 86 yards, TOUCHDOWN.
Opp	11/7/2010	@ Oakland	94 yards	Jacoby Ford	6-R.Succop kicks 64 yards from KC 30 to OAK 6. 12-J.Ford for 94 yards, TOUCHDOWN. PENALTY on OAK-54-S.Williams, Unsportsmanlike Conduct, 15 yards, enforced between downs.
PUNT RETURNED FOR A TOUCHDOWN					
KC	9/9/2018	@ L.A. Chargers	91 yards	Tyreek Hill	(13:24) 8-D.Kaser punts 57 yards to KC 9, Center-47-M.Windt. 10-T.Hill for 91 yards, TOUCHDOWN.
Opp	12/9/2012	@ Cleveland	93 yards	Travis Benjamin	(15:00) (Punt formation) 2-D.Colquitt punts 41 yards to CLV 7, Center-43-T.Gafford. 80-T.Benjamin for 93 yards, TOUCHDOWN. Longest Punt Return in Cleveland Franchise History
BLOCKED FIELD GOAL RETURNED FOR A TOUCHDOWN					
KC	12/6/1987	@ Cincinnati	28 yards	Kevin Ross	
Opp	11/28/2010	@ Seattle	(5:08) 6-R.Succop 43 yard field goal is BLOCKED (93-C.Terrill), Center-43-T.Gafford, Holder-2-D.Colquitt, ball out of bounds at SEA 47. Penalty on KC-6-R.Succop, Illegal Touch Kick, declined. Play Challenged by KC and REVERSED. 6-R.Succop 43 yard field goal is BLOCKED (93-C.Terrill), Center-43-T.Gafford, Holder-2-D.Colquitt, recovered by KC-2-D.Colquitt at SEA 38. 2-D.Colquitt to SEA 38 for no gain (31-K.Chancellor). Challenge was whether FG att. passed line of scrim		
BLOCKED PUNT RETURNED FOR A TOUCHDOWN					
KC	9/13/2009	@ Baltimore	(10:09) (Punt formation) 4-S.Koch punt is BLOCKED by 47-J.McGraw, Center-70-M.Katula, RECOVERED by KC-47-J.McGraw at BLT 0. TOUCHDOWN.		
Opp	11/28/2010	@ Seattle	(3:39) 2-D.Colquitt punt is BLOCKED by 39-K.Cox, Center-43-T.Gafford, RECOVERED by SEA-29-E.Thomas at KC 10. 29-E.Thomas for 10 yards, TOUCHDOWN.		
MADE FIELD GOAL OF 50 YARDS OR LONGER					

THE LAST TIME



KC	12/1/2019	vs. Oakland	50 yards	Harrison Butker	(12:08) 7-H.Butker 50 yard field goal is GOOD, Center-41-J.Winchester, Holder-2-D.Colquitt.
Opp	9/29/2019	@ Detroit	53 yards	Matt Prater	(6:24) 5-M.Prater 53 yard field goal is GOOD, Center-48-D.Muhlbach, Holder-6-S.Martin.
BLOCKED FIELD GOAL					
KC	11/10/2019	@ Tennessee	52 yards	Harrison Butker	(:03) (Field Goal formation) 7-H.Butker 52 yard field goal is BLOCKED (46-J.Kalu), Center-41-J.Winchester, Holder-2-D.Colquitt, RECOVERED by TEN-36-L.Sims at KC 47. 36-L.Sims to KC 33 for 14 yards (42-A.Sherman).
Opp	10/19/2017	@ Oakland	53 yards	Giorgio Tavecchio	(4:56) 2-G.Tavecchio 53 yard field goal is BLOCKED (21-E.Murray), Center-59-J.Condo, Holder-7-M.King.
BLOCKED PUNT					
KC	9/8/2013	@ Jacksonville	(12:32) 2-D.Colquitt punt is BLOCKED by 52-J.Thomas, Center-43-T.Gafford, ball out of bounds in End Zone, SAFETY.		
Opp	11/4/2018	@ Cleveland	(8:10) (Punt formation) 4-B.Colquitt punt is BLOCKED by 26-Dam. Williams, Center-47-C.Hughlett, ball out of bounds at CLV 21.		
MISSED POINT AFTER TOUCHDOWN ATTEMPT					
KC	11/10/2019	@ Tennessee	7-H.Butker extra point is No Good, Wide Left, Center-41-J.Winchester, Holder-2-D.Colquitt.		
Opp	12/1/2019	vs. Oakland	8-D.Carson extra point is Blocked (92-T.Kpassagnon), Center-47-T.Sieg, Holder-6-A.Cole. DEFENSIVE TWO-POINT ATTEMPT. 35-C.Ward recovered the blocked kick. ATTEMPT SUCCEEDS.		
POINT AFTER TOUCHDOWN ATTEMPT BLOCKED					
KC	12/1/2019	vs. Oakland	8-D.Carson extra point is Blocked (92-T.Kpassagnon), Center-47-T.Sieg, Holder-6-A.Cole. DEFENSIVE TWO-POINT ATTEMPT. 35-C.Ward recovered the blocked kick. ATTEMPT SUCCEEDS.		
Opp	12/2/2018	@ Oakland	7-H.Butker extra point is Blocked (99-A.Key), Center-41-J.Winchester, Holder-2-D.Colquitt.		
SUCCESSFUL ONSIDE KICK					
KC	10/15/2017	vs. Pittsburgh	2-D.Colquitt kicks 48 yards from KC 20 to PIT 32. RECOVERED by KC-80-J.Chesson.		
Opp	10/7/2018	vs. Jacksonville	4-J.Lambo kicks onside 13 yards from JAX 35 to JAX 48. RECOVERED by JAX-4-J.Lambo. Kansas City challenged the kick touched ruling, and the play was Upheld. The ruling on the field stands. (Timeout #2.)		
FIVE FIELD GOALS					
KC	12/24/2017	vs. Miami	5 fg	Harrison Butker: (49, 29, 21, 32, 31)	
Opp	10/14/2018	@ New England	5 fg	Stephen Gostkowski: (48, 24, 39, 50, 28)	
FOUR FIELD GOALS					
KC	11/10/2019	@ Tennessee	4 fg	Harrison Butker: (30, 41, 43, 39)	
Opp	10/6/2019	vs. Indianapolis	4 fg	Adam Vinatieri: (32, 32, 31, 29)	
THREE FIELD GOALS					
KC	11/10/2019	@ Tennessee	4 fg	Harrison Butker: (30, 41, 43, 39)	
Opp	11/18/2019	@ L.A. Chargers	3 fg	Michael Badgley: (27, 26, 49)	
TEAM					
500 TOTAL YARDS OF OFFENSE					
KC	11/10/2019	@ Tennessee	Kansas City 530, Tennessee 371		
Opp	10/14/2018	@ New England	New England 500, Kansas City 446		
400 TOTAL YARDS OF OFFENSE					
KC	11/10/2019	@ Tennessee	Kansas City 530, Tennessee 371		
Opp	11/18/2019	@ L.A. Chargers	L.A. Chargers 438, Kansas City 310		
TOUCHDOWN ON OFFENSE, DEFENSE AND SPECIAL TEAMS					
KC	12/4/2016	@ Atlanta	ST: (8:06) (Shotgun) S.Ware left end for 3 yards, TOUCHDOWN. ST: (7:10) A.Smith pass short left to S.Ware for 3 yards, TOUCHDOWN. DEF: (:48) (Shotgun) M.Ryan pass short right intended for T.Gabriel INTERCEPTED by E.Berry at ATL 37. E.Berry for 37 yards, TOUCHDOWN. OFF: (13:02) (Punt formation) A.Wilson right guard for 55 yards, TOUCHDOWN. OFF: (Pass formation) TWO-POINT CONVERSION ATTEMPT. M.Ryan pass to A.Hooper is incomplete. ATTEMPT FAILS. DEFENSIVE TWO-POINT ATTEMPT. E.Berry intercepted the try attempt. ATTEMPT SUCCEEDS.		
Opp	* Never Has Happened *				
MADE TWO-POINT CONVERSION					
KC	12/23/2018	@ Seattle	TWO-POINT CONVERSION ATTEMPT. 15-P.Mahomes rushes up the middle. ATTEMPT SUCCEEDS.		
Opp	11/18/2019	@ L.A. Chargers	(Pass formation) TWO-POINT CONVERSION ATTEMPT. 17-P.Rivers pass to 86-H.Henry is complete. ATTEMPT SUCCEEDS.		
FAILED TWO-POINT CONVERSION					
KC	11/11/2018	vs. Arizona	TWO-POINT CONVERSION ATTEMPT. 15-P.Mahomes pass to 87-T.Kelce is incomplete. ATTEMPT FAILS.		
Opp	10/17/2019	@ Denver	TWO-POINT CONVERSION ATTEMPT. 30-P.Lindsay rushes left guard. ATTEMPT FAILS.		
50 POINTS					
KC	11/19/2018	@ L.A. Rams	L.A. Rams 54, Kansas City 51		
Opp	11/19/2018	@ L.A. Rams	L.A. Rams 54, Kansas City 51		
40 POINTS					
KC	12/1/2019	vs. Oakland	Kansas City 40, Oakland 9		
Opp	11/19/2018	@ L.A. Rams	L.A. Rams 54, Kansas City 51		
OVERTIME WIN					

THE LAST TIME



KC	12/9/2018	vs. Baltimore	Kansas City 27, Baltimore 24
Opp	11/19/2017	@ N.Y. Giants	N.Y. Giants 12, Kansas City 9
OVERTIME LOSS			
KC	11/19/2017	@ N.Y. Giants	N.Y. Giants 12, Kansas City 9
Opp	12/9/2018	vs. Baltimore	Kansas City 27, Baltimore 24
OVERTIME TIE			
KC	11/19/1989	@ Cleveland	Kansas City 10, Cleveland 10
Opp	* Never Has Happened *		