



NEW ENGLAND PATRIOTS

GAME RELEASE



REGULAR SEASON WEEK 11

NEW ENGLAND PATRIOTS AT PHILADELPHIA EAGLES



NEW ENGLAND PATRIOTS

GAME RELEASE

REGULAR SEASON WEEK 11

NEW ENGLAND PATRIOTS AT PHILADELPHIA EAGLES



TABLE OF CONTENTS

TEAM INFORMATION

Game Summary	3
Broadcast Information.....	3
Media Schedule	3
2019 Patriots Schedule.....	3
2019 AFC East Standings.....	3
2019 Regular-Season Statistics	4
2019 Player Participation.....	6
2019 Game-By-Game Starters	7
Rosters & Depth Chart.....	8
Matchup Notes	15
What to Look for This Week	17
Projected Contributors	20

INDIVIDUAL AND TEAM NOTES

Robert Kraft	23
What to Watch for in 2019.....	25
Patriots Team Notes	26
Home Dominance	31
Inside the Numbers	32
Bill Belichick	33
Tom Brady.....	36
Tom Brady Playoff Notes	45
Patriots Offensive Notes	47
Patriots Defensive Notes.....	53
Patriots Reference Notes	56
Patriots Playoff Notes.....	58
Patriots Football Network	61



NEW ENGLAND PATRIOTS

GAME RELEASE

REGULAR SEASON WEEK 11

NEW ENGLAND PATRIOTS AT PHILADELPHIA EAGLES



MEDIA SCHEDULE

ALL TIMES ARE APPROXIMATE

WEDNESDAY, NOVEMBER 13

- 10:45 a.m.** Media workroom opens
- 11:45 a.m.** Patriots head coach Bill Belichick press availability
- 12:35 p.m.** Media availability at practice
- 3:45 p.m.** Approximate time for player availability (Patriots locker room)

THURSDAY, NOVEMBER 14

- 11:30 a.m.** Media workroom opens
- 12:35 p.m.** Media availability at practice
- 3:45 p.m.** Approximate time for player availability (Patriots locker room)

FRIDAY, NOVEMBER 15

- 10 a.m.** Media workroom opens
- 11:15 a.m.** Patriots head coach Bill Belichick press availability
- 11:55 a.m.** Media availability at practice
- 1:40 p.m.** Approximate time for player availability (Patriots locker room)

SATURDAY, NOVEMBER 16

Team travel to Philadelphia - No media availability

SUNDAY, NOVEMBER 17

4:25 p.m. Patriots at Philadelphia Eagles

2019 PATRIOTS SCHEDULE

REGULAR SEASON (8-1)

Sun., Sept. 8		Pittsburgh	33-3	W
Sun., Sept. 15	at	Miami	43-0	W
Sun., Sept. 22		N.Y. Jets	30-14	W
Sun., Sept. 29	at	Buffalo	16-10	W
Sun., Oct. 6	at	Washington	33-7	W
Thu., Oct. 10		N.Y. Giants	35-14	W
Mon., Oct. 21	at	N.Y. Jets	33-0	W
Sun., Oct. 27		Cleveland	27-13	W
Sun., Nov. 3	at	Baltimore	20-37	L
Sun., Nov. 10		BYE WEEK		
Sun., Nov. 17	at	Philadelphia	4:25 p.m.	CBS
Sun., Nov. 24		Dallas	4:25 p.m.	FOX*
Sun., Dec. 1	at	Houston	8:20 p.m.	NBC*
Sun., Dec. 8		Kansas City	4:25 p.m.	CBS*
Sun., Dec. 15	at	Cincinnati	1:00 p.m.	CBS*
Dec. 21 or 22		Buffalo	TBD	CBS*
Sun., Dec. 29		Miami	1:00 p.m.	CBS*

2019 AFC EAST STANDINGS

TEAM	W	L	T	PCT.	PF	PA
NEW ENGLAND	8	1	0	.889	270	98
Buffalo Bills	6	3	0	.667	174	150
Miami Dolphins	2	7	0	.222	119	268
New York Jets	2	7	0	.222	130	238

GAME SUMMARY

NEW ENGLAND PATRIOTS (8-1) AT PHILADELPHIA EAGLES (5-4)

Sunday, Nov. 17 • Lincoln Financial Field (69,696) • 4:25 p.m. ET

The New England Patriots return from their bye this week to square off against the Philadelphia Eagles on the road on Sunday afternoon. Since becoming Patriots head coach in 2000, Bill Belichick has recorded a 14-5 mark in the regular season coming off a bye.

New England and Philadelphia will meet for the 13th time in the regular season and for the first time since a 35-28 win by the Eagles at Gillette Stadium on Dec. 6, 2015, giving Philadelphia a 7-5 edge in the regular-season series. The two clubs have also met in two Super Bowls, with each team earning a win.

BROADCAST INFORMATION

TELEVISION: This week's game will be broadcast by **CBS** and can be seen locally on **WBZ-TV Channel 4**. **Jim Nantz** will handle play-by-play duties with **Tony Romo** as the color analyst. **Tracy Wolfson** will work from the sidelines. The game will be produced by **Jim Rikhooff** and directed by **Mike Arnold**.

NATIONAL RADIO: Sunday's game will be broadcast to a national audience on **ESPN Radio**. **Adam Amin** will call the game with **Jack Del Rio** providing analysis. **Sal Paolantonio** will work from the sidelines.

LOCAL RADIO: **98.5 The Sports Hub** is the flagship station for the **Patriots Radio Network**. A complete listing of the network's 38 stations can be found in this press release. Play-by-play broadcaster **Bob Socci** will call the action along with former Patriots quarterback **Scott Zolak**, who will provide color analysis. The games are produced by **Marc Cappello**.

ANNUAL ACHIEVEMENT

With a win in Philadelphia on Sunday, New England will secure its 19th consecutive winning season. That mark would be the most in the NFL since the 1970 merger and second all-time in NFL history, behind the 20 straight winning seasons by the Dallas Cowboys from 1966-85. Additionally, the Patriots have won nine or more games in 22 of the 25 seasons Robert Kraft has owned the team.

MOST CONSECUTIVE WINNING SEASONS ALL-TIME

Team	Years	Winning Seasons
Dallas	1966-85	20
New England.....	2001-18	18
San Francisco.....	1983-98	16
Oakland	1965-80	16
Chicago	1930-44	15
Green Bay	1934-47	14
Cleveland	1957-69	13

WEEK 11 HIGHLIGHTS

PAGE 15: New England Patriots at Philadelphia Eagles matchup notes

PAGE 16: What to look for in this week's game

PAGE 28: Since 2003, the Patriots are 44-8 in regular-season games following a loss.

PAGE 30: New England and Philadelphia have the most blocked kicks in the NFL since 2014.

MEDIA CONTACTS

Stacey James, Vice President of Media Relations, staceyj@patriots.com, 508-326-6868

Aaron Salkin, Director of Media Relations, aarons@patriots.com, 508-326-6870

Michael Jurovaty, Asst. Director of Media Relations, mjurovaty@patriots.com, 508-326-6187

Anne Noland, Communications Strategist, annen@patriots.com, 508-431-7773



2019 REGULAR SEASON OFFENSIVE STATISTICS

WON 8, LOST 1

09/08 W 33- 3	Pittsburgh	65,878
09/15 W 43- 0	at Miami	65,513
09/22 W 30-14	N.Y. Jets	65,878
09/29 W 16-10	at Buffalo	70,317
10/06 W 33- 7	at Washington	76,483
10/10 W 35-14	N.Y. Giants	65,878
10/21 W 33- 0	at N.Y. Jets	78,523
10/27 W 27-13	Cleveland	65,878
11/03 L 20-37	at Baltimore	71,157
11/17	at Philadelphia	
11/24	Dallas	
12/01	at Houston	
12/08	Kansas City	
12/15	at Cincinnati	
12/22	Buffalo	
12/29	Miami	

TOTAL FIRST DOWNS		196	129
Rushing	57	38	
Passing	123	70	
Penalty	16	21	
3rd Down: Made/Att	52/131	20/106	
3rd Down Pct.	39.7	18.9	
4th Down: Made/Att	3/6	5/14	
4th Down Pct.	50.0	35.7	
POSSESSION AVG.	32:59	27:01	
TOTAL NET YARDS	3301	2244	
Avg. Per Game	366.8	249.3	
Total Plays	629	517	
Avg. Per Play	5.2	4.3	
NET YARDS RUSHING	836	892	
Avg. Per Game	92.9	99.1	
Total Rushes	253	189	
NET YARDS PASSING	2465	1352	
Avg. Per Game	273.9	150.2	
Sacked/Yards Lost	16/117	32/214	
Gross Yards	2582	1566	
Att./Completions	360/233	296/160	
Completion Pct.	64.7	54.1	
Had Intercepted	6	19	
PUNTS/AVERAGE	48/44.6	55/43.1	
NET PUNTING AVG.	48/42.0	55/39.2	
PENALTIES/YARDS	56/484	59/510	
FUMBLES/BALL LOST	7/4	16/8	
TOUCHDOWNS	33	12	
Rushing	13	5	
Passing	14	3	
Returns	6	4	

* SCORE BY PERIODS	Q1	Q2	Q3	Q4	OT	PTS
TEAM	87	66	63	54	0	270
OPPONENTS	17	31	27	23	0	98

* SCORING	TD-Ru	Pa-Rt	K-PAT	FG	S	PTS
Michel	6	6	0	0	0	36
Gostkowski	0	0	0	0	11/15	7/ 8 0 32
Nugent	0	0	0	0	15/16	5/ 8 0 30
Dorsett	4	0	4	0	0	24
Edelman	4	0	4	0	0	24
Bolden	3	2	1	0	0	18
Brady	3	3	0	0	0	18
Sanu LG	2	0	2	0	0	12
Sanu TM	1	0	1	0	0	6
White	2	1	1	0	0	12
Folk	0	0	0	0	2/ 2 2/ 2	0 8
Brown	1	0	1	0	0	6
Burkhead	1	1	0	0	0	6
Collins	1	0	0	1	0	6
Gilmore	1	0	0	1	0	6
Gordon TM	1	0	1	0	0	6
Hightower	1	0	0	1	0	6
Izzo	1	0	1	0	0	6
Slater	1	0	0	1	0	6
Van Noy	1	0	0	1	0	6
Winovich	1	0	0	1	0	6
TEAM	33	13	14	6	28/33 14/18	1 270
OPPONENTS	12	5	3	4	11/12 5/ 6	0 98

* PASSING	Att	Cmp	Yds	Cmp%	Yds/Att	TD	TD%	Int	Int%	Long	Sack/Lost	Rating
Brady	355	230	2536	64.8	7.14	14	3.9	5	1.4	59	15/ 110	93.1
Stidham	4	2	14	50.0	3.50	0	0.0	1	25.0	11	1/ 7	18.8
Edelman	1	1	32	100.0	32.00	0	0.0	0	0.0	32	0/ 0	118.8
TEAM	360	233	2582	64.7	7.17	14	3.9	6	1.7	59	16/ 117	91.9
OPPONENTS	296	160	1566	54.1	5.29	3	1.0	19	6.4	64t	32/ 214	45.8

* RUSHING	No.	Yds	Avg	Long	TD
Michel	144	482	3.3	26	6
Burkhead	31	134	4.3	12	1
White	32	104	3.3	9	1
Bolden	13	47	3.6	21	2
Edelman	6	26	4.3	9	0
Dorsett	3	21	7.0	9	0
Harris	4	12	3.0	13	0
Brown	1	5	5.0	5	0
Brady	14	3	0.2	2	3
Develin	2	3	1.5	2	0
Sanu LG	2	3	1.5	2	0
Gordon TM	1	1	1.0	1	0
Stidham	2	-2	-1.0	-1	0
TEAM	253	836	3.3	26	13
OPPONENTS	189	892	4.7	65t	5

* RECEIVING	No.	Yds	Avg	Long	TD
Edelman	63	663	10.5	36	4
Sanu LG	45	417	9.3	28	2
Sanu TM	12	104	8.7	19	1
White	44	404	9.2	59	1
Dorsett	23	299	13.0	58t	4
Gordon TM	20	287	14.4	44	1
Burkhead	16	142	8.9	32	0
Meyers	14	172	12.3	23	0
Bolden	9	111	12.3	29t	1
Watson	8	72	9.0	26	0
Michel	7	63	9.0	19	0
Izzo	6	114	19.0	41	1
Brown	4	56	14.0	20t	1
LaCrosse	3	55	18.3	23	0
Olszewski	2	34	17.0	29	0
Johnson	1	5	5.0	5	0
Tomlinson LG	1	1	1.0	1	0
Tomlinson TM	1	1	1.0	1	0
TEAM	233	2582	11.1	59	14
OPPONENTS	160	1566	9.8	64t	3

* INTERCEPTIONS	No.	Yds	Avg	Long	TD
D. McCourty	5	49	9.8	24	0
Collins	3	85	28.3	69t	1
Gilmore	3	62	20.7	54t	1
Harmon	2	27	13.5	27	0
Jackson	2	20	10.0	19	0
J. McCourty	1	16	16.0	16	0
Simon	1	6	6.0	6	0
Guy	1	5	5.0	5	0
T. Brooks	1	0	0.0	0	0
TEAM	19	270	14.2	69t	2
OPPONENTS	6	150	25.0	62	1

* PUNTING	No.	Yds	Avg	Net	TB	In	Lg	B
Bailey	48	2141	44.6	42.0	2	21	63	0
TEAM	48	2141	44.6	42.0	2	21	63	0
OPPONENTS	55	2373	43.1	39.2	2	20	63	2

* PUNT RETURNS	Ret	FC	Yds	Avg	Long	TD
Olszewski	20	16	179	9.0	22	0
Sanu LG	1	0	2	2.0	2	0
TEAM	20	16	179	9.0	22	0
OPPONENTS	16	13	85	5.3	13	0

* KICKOFF RETURNS	No.	Yds	Avg	Long	TD
Bolden	10	227	22.7	28	0
Edelman	1	19	19.0	19	0
TEAM	11	246	22.4	28	0
OPPONENTS	15	357	23.8	40	0

* FIELD GOALS	1-19	20-29	30-39	40-49	50+
Gostkowski	0/ 0	3/ 3	3/ 3	1/ 2	0/ 0
Nugent	0/ 0	3/ 4	2/ 3	0/ 1	0/ 0
Folk	1/ 1	1/ 1	0/ 0	0/ 0	0/ 0
TEAM	1/ 1	7/ 8	5/ 6	1/ 3	0/ 0
OPPONENTS	1/ 1	0/ 0	2/ 2	2/ 3	0/ 0
Gostkowski: (25G,41G,35G,39G) (48N,28G) (37G) (23G)					
() () () () () () () () (22G,19G)					
Nugent: (19G) () () (46G,49N) () () () (37G,23G) (40N) (34G) (20G,29B,29G,					
34N) ()					
Folk: () () () () () () () () (22G,19G)					
OPP: (19G) () () (46G,49N) () () () (38G,47G) (39G)					
2-Pt Conv: TM 0-0, OPP 0-0					



2019 REGULAR SEASON DEFENSIVE STATISTICS

PLAYER Name	TACKLES			SACKS			INTERCEPTIONS				FUMBLES				SP. TEAMS				
	TT	UT	A	S	Yds	QH	Int	Yds	TD	PD	FF	FR	Yds	TD	TT	UT	A	FF	FR
Jamie Collins Sr.	47	38	9	6.0	48.5	8	3	85	1	4	2	1	0	0	0	0	0	0	0
Dont'a Hightower	40	28	12	2.0	13.5	5	0	0	0	2	0	1	26	1	0	0	0	0	0
Jason McCourty	37	29	8	0.0	0.0	0	1	16	0	5	0	0	0	0	1	0	1	0	0
Jonathan Jones	33	22	11	0.0	0.0	0	0	0	0	5	2	0	0	0	2	1	1	0	0
Danny Shelton	33	17	16	2.0	14.0	4	0	0	0	0	0	0	0	0	0	0	0	0	0
Lawrence Guy	29	20	9	1.0	1.0	2	1	5	0	1	0	1	0	0	0	0	0	0	0
Devin McCourty	28	22	6	0.0	0.0	0	5	49	0	6	0	1	0	0	0	0	0	0	0
Stephon Gilmore	27	22	5	0.0	0.0	0	3	62	1	10	0	0	0	0	0	0	0	0	0
Kyle Van Noy	25	16	9	4.5	29.5	9	0	0	0	3	3	2	22	1	0	0	0	0	0
Patrick Chung	22	17	5	0.0	0.0	0	0	0	0	2	0	0	0	0	0	0	0	0	0
John Simon	21	11	10	3.0	18.0	4	1	6	0	4	1	0	0	0	1	0	1	0	0
Ja'Whaun Bentley	20	16	4	0.0	0.0	1	0	0	0	0	0	0	0	0	1	1	0	0	0
Elandon Roberts	20	13	7	0.0	0.0	0	0	0	0	2	0	0	0	0	1	0	1	0	0
Adam Butler	14	8	6	4.5	29.5	6	0	0	0	2	0	0	0	0	0	0	0	0	0
Duron Harmon	13	10	3	0.0	0.0	1	2	27	0	3	0	0	0	0	0	0	0	0	0
Deatrich Wise Jr.	12	11	1	1.0	0.0	6	0	0	0	0	1	0	0	0	0	0	0	0	0
J.C. Jackson	10	6	4	0.0	0.0	0	2	20	0	3	0	0	0	0	0	0	0	0	0
Chase Winovich	10	6	4	4.5	36.5	6	0	0	0	0	0	0	0	0	1	1	0	0	0
Terrence Brooks	7	4	3	0.0	0.0	1	1	0	0	1	0	0	0	0	2	2	0	0	0
Shilique Calhoun	7	5	2	0.0	0.0	3	0	0	0	0	0	0	0	0	0	0	0	0	0
Michael Bennett	5	4	1	2.5	22.5	4	0	0	0	1	0	0	0	0	0	0	0	0	0
Byron Cowart	2	1	1	0.0	0.0	0	0	0	0	0	0	0	0	0	0	0	0	0	0
JoeJuan Williams	1	1	0	0.0	0.0	0	0	0	0	1	0	0	0	0	0	0	0	0	0
Gunner Olszewski	0	0	0	0.0	0.0	0	0	0	0	0	0	0	0	0	1	1	0	0	0
Team	0	0	0	1.0	1.0	0	0	0	0	0	0	0	0	0	0	0	0	0	0
Jordan Richards	0	0	0	0.0	0.0	0	0	0	0	0	0	0	0	0	2	2	0	0	0
Rex Burkhead	0	0	0	0.0	0.0	0	0	0	0	0	0	0	0	0	3	3	0	0	0
Justin Bethel	0	0	0	0.0	0.0	0	0	0	0	0	0	0	0	0	2	1	1	0	1
Joe Cardona	0	0	0	0.0	0.0	0	0	0	0	0	0	0	0	0	1	0	1	0	0
Nate Ebner	0	0	0	0.0	0.0	0	0	0	0	0	0	0	0	0	3	2	1	0	0
Matthew Slater	0	0	0	0.0	0.0	0	0	0	0	0	0	0	0	0	6	4	2	0	1
Jake Bailey	0	0	0	0.0	0.0	0	0	0	0	0	0	0	0	0	1	1	0	0	0
Brandon Bolden	0	0	0	0.0	0.0	0	0	0	0	0	0	0	0	0	4	3	1	0	0
Stephen Gostkowski	0	0	0	0.0	0.0	0	0	0	0	0	0	0	0	0	3	2	1	0	0
TOTALS	463	327	136	32.0	214.0	60	19	270	2	55	9	6	48	2	35	24	11	0	2

FUMBLES - LOST (7-4)				
	No.	Lost	Rec	O.B.
Tom Brady	3	1	2	0
Julian Edelman	2	1	0	1
Sony Michel	1	1	0	0
Gunner Olszewski	1	1	0	0
TOTALS	7	4	3	1

KEY	
TT-Total Tackles	Int/Yds-Interceptions/Yards Returned
UT-Unassisted Tackles	PD-Passes Defensed
A-Assisted Tackles	FF-Forced Fumbles

BLOCKED KICKS			
	XP	FG	P
Brandon Bolden	0	0	1
J.C. Jackson	0	0	1
TOTALS	0	0	2

MISC. OFFENSIVE STATS				
	Tkl	Ast	FF	FR
James Develin	1	0	0	0
Julian Edelman	1	0	0	0
Shaq Mason	1	0	0	0
Sony Michel	1	0	0	0
TOTALS	4	0	0	0



NEW ENGLAND PATRIOTS 2019 STATS PACK

PATRIOTS PARTICIPATION

	Regular Season																			
Player	GP	GS	DNP	INA	PIT	at MIA	NYJ	at BUF	at WAS	NYG	at NYJ	CLE	at BAL	at PHI	DAL	at HOU	KC	at CIN	BUF	MIA
Bailey, Jake	9	0	0	0	sub	sub	sub	sub	sub	sub	sub	sub	sub							
Benenoch, Caleb	0	0	0	2			X	X												
Bennett, Michael	6	1	0	1	RE	sub	sub	sub	sub	sub	X									
Bentley, Ja'Whaun	9	1	0	0	sub	sub	sub	LB	sub	sub	sub	sub	sub							
Bethel, Justin	2	0	0	0									sub	sub						
Bolden, Brandon	8	1	0	1	sub	X	RB	sub	sub	sub	sub	sub	sub							
Brady, Tom	9	9	0	0	QB	QB	QB	QB	QB	QB	QB	QB	QB							
Brooks, Terrence	9	0	0	0	sub	sub	sub	sub	sub	sub	sub	sub	sub							
Brown, Antonio	1	0	0	0		sub														
Burkhead, Rex	6	1	0	3	sub	sub	RB	sub	X	X	X	sub	sub							
Butler, Adam	9	2	0	0	sub	RE	sub	sub	RE	sub	sub	sub	sub							
Calhoun, Shilique	8	1	0	1	LE	sub	X	sub	sub	sub	sub	sub	sub							
Cannon, Marcus	8	8	0	1	RT	X	RT	RT	RT	RT	RT	RT	RT							
Cardona, Joe	9	0	0	0	sub	sub	sub	sub	sub	sub	sub	sub	sub							
Chung, Patrick	7	6	0	2	S	sub	S	S	X	S	X	S	S							
Collins Sr., Jamie	9	9	0	0	LB	LB	LB	LB	LB	LB	LB	LB	LB							
Cowart, Byron	4	0	0	5	X	sub	sub	sub	X	X	X	sub	X	sub						
Cunningham, Korey	1	0	1	7	X	sub	X	X	X	X	X	dnp	X							
Develin, James	2	2	0	1	FB	FB	X													
Dorsett II, Phillip	8	3	0	1	sub	sub	sub	sub	sub	X	WR	WR	WR							
Ebner, Nate	7	0	0	2	sub	sub	X	sub	X	sub	sub	sub	sub							
Edelman, Julian	9	8	0	0	WR	WR	WR	WR	WR	sub	WR	WR	WR							
Eluemunor, Jermaine	7	0	1	1	sub	X	sub	sub	dnp	sub	sub	sub	sub							
Ferentz, James	9	1	0	0	sub	sub	sub	sub	sub	sub	sub	RG	sub							
Folk, Nick	1	0	0	0																
Gilmore, Stephon	9	9	0	0	RCB	RCB	RCB	RCB	RCB	RCB	RCB	RCB	RCB							
Gordon, Josh	6	6	0	1	WR	WR	WR	WR	WR	WR	X									
Gostkowski, Stephen	4	0	0	0	sub	sub	sub	sub												
Guy, Lawrence	9	9	0	0	DT	LE	LE	LE	LE	LE	LE	LE	LE							
Harmon, Duron	9	2	0	0	sub	sub	sub	sub	S	sub	S	sub	sub							
Harris, Damien	2	0	0	7	X	X	sub	X	X	X	sub	X	X							
Harry, N'Keal	0	0	0	1									X							
Hightower, Dont'a	8	8	0	1	LB	LB	LB	X	LB	LB	LB	LB	LB							
Izzo, Ryan	6	4	1	2	TE	sub	TE	TE	sub	TE	X	X	dnp							
Jackson, J.C.	9	0	0	0	sub	sub	sub	sub	sub	sub	sub	sub	sub							
Johnson, Jakob	4	3	0	0			sub	FB	FB	FB										
Jones, Jonathan	9	7	0	0	DB	S	DB	DB	sub	DB	sub	DB	DB							
Karras, Ted	9	9	0	0	C	C	C	C	C	C	C	C	C							
Kessler, Cody	0	0	0	4				X	X	X			X							
LaCosse, Matt	4	3	1	4	dnp	TE	X	sub	TE	TE	X	X	X							
Mason, Shaq	8	8	0	1	RG	RG	RG	RG	RG	RG	RG	X	RG							
McCourty, Devin	9	9	0	0	S	S	S	S	S	S	S	S	S							
McCourty, Jason	9	9	0	0	LCB	LCB	LCB	LCB	LCB	LCB	LCB	LCB	LCB							
Melifonwu, Obi	0	0	0	1	X															
Meyers, Jakobi	8	0	0	1	sub	X	sub	sub	sub	sub	sub	sub	sub							
Michel, Sony	9	7	0	0	RB	RB	sub	RB	RB	RB	RB	RB	sub							
Newhouse, Marshall	8	8	0	0		RT	LT	LT	LT	LT	LT	LT	LT							
Nugent, Mike	4	0	0	0					sub	sub	sub	sub								
Olszewski, Gunner	8	0	0	1	sub	sub	sub	sub	sub	sub	sub	sub	X							
Richards, Jordan	3	0	0	0					sub	sub	sub									
Roberts, Elandon	9	4	0	0	sub	LB	LB	sub	LB	sub	LB	sub	sub							
Sanu Sr., Mohamed	2	1	0	0								sub	WR							
Shelton, Danny	9	8	0	0	sub	DT	DT	DT	DT	DT	DT	DT	DT							
Simon, John	9	6	0	0	LB	sub	RE	RE	sub	RE	sub	RE	RE							
Slater, Matthew	9	0	0	0	sub	sub	sub	sub	sub	sub	sub	sub	sub							
Stidham, Jarrett	3	0	6	0	dnp	dnp	sub	dnp	sub	dnp	sub	dnp	dnp							
Thomas, Demaryius	0	0	0	1	X															
Thuney, Joe	9	9	0	0	LG	LG	LG	LG	LG	LG	LG	LG	LG							
Tomlinson, Eric	2	2	0	0							TE	TE								
Van Noy, Kyle	8	7	0	1	X	LB	sub	LB	LB	LB	LB	LB	LB							
Watson, Ben	3	3	0	0							TE	TE	TE							
White, James	8	1	0	1	sub	sub	X	sub	sub	sub	sub	sub	sub							
Williams, Joejuan	3	0	0	6	X	X	sub	X	sub	X	sub	X	X							
Winovich, Chase	9	0	0	0	sub	sub	sub	sub	sub	sub	sub	sub	sub							
Wise Jr., Deatrich	7	1	1	1	sub	X	sub	sub	sub	sub	RE	sub	dnp							
Wynn, Isaiah	2	2	0	0	LT	LT														
Totals	403	198	11	62																

X - inactive / CAPS - starters / sub - played / dnp - did not play / PS - Practice Squad

KEY:

Not on active roster



NEW ENGLAND PATRIOTS 2019 STATS PACK

GAME-BY-GAME STARTERS

2019 OFFENSIVE STARTERS BY GAME												
Date	Opponent	WR	LT	LG	C	RG	RT	TE	WR	QB	RB	TE
09/08	Pittsburgh	J. Gordon	I. Wynn	J. Thuney	T. Karras	S. Mason	M. Cannon	R. Izzo	J. Edelman	T. Brady	S. Michel	J. Develin (FB)
09/15 at	Miami	J. Gordon	I. Wynn	J. Thuney	T. Karras	S. Mason	M. Newhouse	M. LaCrosse	J. Edelman	T. Brady	S. Michel	J. Develin (FB)
09/22	N.Y. Jets	J. Gordon	M. Newhouse	J. Thuney	T. Karras	S. Mason	M. Cannon	R. Izzo	J. Edelman	T. Brady	B. Bolden	R. Burkhead (RB)
09/29 at	Buffalo	J. Gordon	M. Newhouse	J. Thuney	T. Karras	S. Mason	M. Cannon	R. Izzo	J. Edelman	T. Brady	S. Michel	J. Johnson (FB)
10/06 at	Washington	J. Gordon	M. Newhouse	J. Thuney	T. Karras	S. Mason	M. Cannon	M. LaCrosse	J. Edelman	T. Brady	S. Michel	J. Johnson (FB)
10/10	N.Y. Giants	J. Gordon	M. Newhouse	J. Thuney	T. Karras	S. Mason	M. Cannon	M. LaCrosse	J. Johnson (FB)	T. Brady	S. Michel	R. Izzo
10/21 at	N.Y. Jets	P. Dorsett II	M. Newhouse	J. Thuney	T. Karras	S. Mason	M. Cannon	B. Watson	J. Edelman	T. Brady	S. Michel	E. Tomlinson
10/27	Cleveland	P. Dorsett II	M. Newhouse	J. Thuney	T. Karras	J. Ferentz	M. Cannon	B. Watson	J. Edelman	T. Brady	S. Michel	E. Tomlinson
11/03 at	Baltimore	P. Dorsett II	M. Newhouse	J. Thuney	T. Karras	S. Mason	M. Cannon	B. Watson	J. Edelman	T. Brady	J. White	M. Sanu Sr. (WR)
11/17 at	Philadelphia											
11/24	Dallas											
12/01 at	Houston											
12/08	Kansas City											
12/15 at	Cincinnati											
	Buffalo											
12/29	Miami											
2019 DEFENSIVE STARTERS BY GAME												
Date	Opponent	LE	DT	RE	LB	LB	LB	LB	LCB	RCB	S	S
09/08	Pittsburgh	S. Calhoun	L. Guy	M. Bennett	J. Simon	D. Hightower	J. Collins Sr.	J. Jones (DB)	J. McCourty	S. Gilmore	P. Chung	D. McCourty
09/15 at	Miami	L. Guy	D. Shelton	A. Butler	K. Van Noy	D. Hightower	J. Collins Sr.	E. Roberts	J. McCourty	S. Gilmore	J. Jones	D. McCourty
09/22	N.Y. Jets	L. Guy	D. Shelton	J. Simon	E. Roberts	D. Hightower	J. Collins Sr.	J. Jones (DB)	J. McCourty	S. Gilmore	P. Chung	D. McCourty
09/29 at	Buffalo	L. Guy	D. Shelton	J. Simon	K. Van Noy	J. Bentley	J. Collins Sr.	J. Jones (DB)	J. McCourty	S. Gilmore	P. Chung	D. McCourty
10/06 at	Washington	L. Guy	D. Shelton	A. Butler	K. Van Noy	D. Hightower	J. Collins Sr.	E. Roberts	J. McCourty	S. Gilmore	D. Harmon	D. McCourty
10/10	N.Y. Giants	L. Guy	D. Shelton	J. Simon	K. Van Noy	D. Hightower	J. Collins Sr.	J. Jones (DB)	J. McCourty	S. Gilmore	P. Chung	D. McCourty
10/21 at	N.Y. Jets	L. Guy	D. Shelton	D. Wise Jr.	K. Van Noy	D. Hightower	J. Collins Sr.	E. Roberts	J. McCourty	S. Gilmore	D. Harmon	D. McCourty
10/27	Cleveland	L. Guy	D. Shelton	J. Simon	K. Van Noy	D. Hightower	J. Collins Sr.	J. Jones (DB)	J. McCourty	S. Gilmore	P. Chung	D. McCourty
11/03 at	Baltimore	L. Guy	D. Shelton	J. Simon	K. Van Noy	D. Hightower	J. Collins Sr.	J. Jones (DB)	J. McCourty	S. Gilmore	P. Chung	D. McCourty
11/17 at	Philadelphia											
11/24	Dallas											
12/01 at	Houston											
12/08	Kansas City											
12/15 at	Cincinnati											
	Buffalo											
12/29	Miami											



2019 NEW ENGLAND PATRIOTS ROSTER

AS OF NOVEMBER 12, 2019

ALPHABETICAL ROSTER

#	NAME	POS	HT	WT	BORN	YR	COLLEGE	H.S. HOMETOWN
7	Bailey, Jake	P	6-2	205	6/18/1997	R	Stanford	Solana Beach, Calif.
51	Bentley, Ja'Whaun	LB	6-2	255	8/24/1996	2	Purdue	Glenarden, Md.
29	Bethel, Justin	DB	6-0	200	6/17/1990	8	Presbyterian	Blythewood, S.C.
38	Bolden, Brandon	RB	5-11	220	1/26/1990	8	Mississippi	Baton Rouge, La
12	Brady, Tom	QB	6-4	225	8/3/1977	20	Michigan	San Mateo, Calif.
25	Brooks, Terrence	DB	5-11	205	3/2/1992	6	Florida State	Dunnellon, Fla.
34	Burkhead, Rex	RB	5-10	215	7/2/1990	7	Nebraska	Plano, Texas
70	Butler, Adam	DL	6-5	300	4/12/1994	3	Vanderbilt	Duncanville, Texas
90	Calhoun, Shilique	LB	6-4	260	3/20/1992	4	Michigan State	Middletown, N.J.
61	Cannon, Marcus	OL	6-6	335	5/6/1988	9	Texas Christian	Odessa, Texas
49	Cardona, Joe	LS	6-3	245	4/16/1992	5	Navy	El Cajon, Calif.
23	Chung, Patrick	S	5-11	215	8/19/1987	11	Oregon	Rancho Cucamonga, Calif.
58	Collins Sr., Jamie	LB	6-3	255	10/20/1989	7	Southern Mississippi	McCall Creek, Miss.
99	Cowart, Byron	DL	6-3	300	5/20/1996	R	Maryland	Tampa, Fla.
74	Cunningham, Korey	OL	6-6	311	5/17/1995	2	Cincinnati	Montevallo, Ala.
13	Dorsett II, Phillip	WR	5-10	192	1/5/1993	5	Miami (Fla.)	Ft. Lauderdale, Fla.
43	Ebner, Nate	DB	6-0	215	12/14/1988	8	Ohio State	Dublin, Ohio
11	Edelman, Julian	WR	5-10	198	5/22/1986	11	Kent State	Redwood City, Calif.
65	Eluemonor, Jermaine	OL	6-4	335	12/13/1994	3	Texas A&M	Rockaway, N.J.
66	Ferentz, James	OL	6-2	300	6/5/1989	4	Iowa	Iowa City, Iowa
2	Folk, Nick	K	6-1	222	11/5/1984	12	Arizona	Sherman Oaks, Calif.
24	Gilmore, Stephon	CB	6-1	202	9/19/1990	8	South Carolina	Rock Hill, S.C.
93	Guy, Lawrence	DL	6-4	315	3/17/1990	9	Arizona State	Las Vegas, Nev.
21	Harmon, Duron	DB	6-1	205	1/24/1991	7	Rutgers	Magnolia, Del.
37	Harris, Damien	RB	5-11	213	2/11/1997	R	Alabama	Richmond, Ky.
15	Harry, N'Keal	WR	6-4	225	12/17/1997	R	Arizona State	Chandler, Ariz.
54	Hightower, Dont'a	LB	6-3	260	3/12/1990	8	Alabama	Lewisburg, Tenn.
85	Izzo, Ryan	TE	6-5	255	12/21/1995	2	Florida State	Sparta, N.J.
27	Jackson, J.C.	DB	6-1	198	11/17/1995	2	Maryland	Immokalee, Fla.
31	Jones, Jonathan	DB	5-10	190	9/20/1993	4	Auburn	Carrollton, Ga.
75	Karras, Ted	OL	6-4	305	3/15/1993	4	Illinois	Indianapolis, Ind.
6	Kessler, Cody	QB	6-1	215	5/11/1993	4	Southern California	Bakersfield, Calif.
83	LaCrosse, Matt	TE	6-6	255	9/21/1992	4	Illinois	Naperville, Ill.
69	Mason, Shaq	OL	6-1	310	8/28/1993	5	Georgia Tech	Columbia, Tenn.
32	McCourt, Devin	DB	5-10	195	8/13/1987	10	Rutgers	Nyack, N.Y.
30	McCourt, Jason	CB	5-11	195	8/13/1987	11	Rutgers	Nyack, N.Y.
16	Meyers, Jakobi	WR	6-2	200	11/9/1996	R	North Carolina State	Lithonia, Ga.
26	Michel, Sony	RB	5-11	215	2/17/1995	2	Georgia	Plantation, Fla.
72	Newhouse, Marshall	OL	6-4	330	9/29/1988	10	Texas Christian	Dallas, Texas
80	Olczewski, Gunner	WR	6-0	190	11/26/1996	R	Bermidji State	Alvin, Texas
52	Roberts, Elandon	LB	6-0	238	4/22/1994	4	Houston	Port Arthur, Texas
14	Sanu Sr., Mohamed	WR	6-2	210	8/22/1989	8	Rutgers	South Brunswick, N.J.
71	Shelton, Danny	DL	6-2	345	8/20/1993	5	Washington	Auburn, Wash.
55	Simon, John	DE	6-2	260	10/14/1990	7	Ohio State	Youngstown, Ohio
18	Slater, Matthew	WR	6-0	205	9/9/1985	12	UCLA	Anaheim, Calif.
4	Stidham, Jarrett	QB	6-3	215	8/8/1996	R	Auburn	Stephenville, Texas
62	Thuney, Joe	OL	6-5	308	11/18/1992	4	North Carolina State	Centerville, Ohio
53	Van Noy, Kyle	LB	6-3	250	3/26/1991	6	Brigham Young	Reno, Nev.
84	Watson, Ben	TE	6-3	255	12/18/1980	16	Georgia	Rock Hill, S.C.
28	White, James	RB	5-10	205	2/3/1992	6	Wisconsin	Ft. Lauderdale, Fla.
33	Williams, Joejuan	CB	6-3	212	12/6/1997	R	Vanderbilt	Nashville, Tenn.
50	Winovich, Chase	DL	6-3	250	4/19/1995	R	Michigan	Jefferson Hills, Pa.
91	Wise Jr., Deatrich	DL	6-5	275	7/26/1994	3	Arkansas	Carrollton, Texas

NUMERICAL ROSTER

#	NAME	POS
2	Nick Folk	K
4	Jarrett Stidham	QB
6	Cody Kessler	QB
7	Jake Bailey	P
11	Julian Edelman	WR
12	Tom Brady	QB
13	Phillip Dorsett II	WR
14	Mohamed Sanu Sr.	WR
15	N'Keal Harry	WR
16	Jakobi Meyers	WR
18	Matthew Slater	WR
21	Duron Harmon	DB
23	Patrick Chung	S
24	Stephon Gilmore	CB
25	Terrence Brooks	DB
26	Sony Michel	RB
27	J.C. Jackson	DB
28	James White	RB
29	Justin Bethel	DB
30	Jason McCourt	CB
31	Jonathan Jones	DB
32	Devin McCourt	DB
33	Joejuan Williams	CB
34	Rex Burkhead	RB
37	Damien Harris	RB
38	Brandon Bolden	RB
43	Nate Ebner	DB
49	Joe Cardona	LS
50	Chase Winovich	DL
51	Ja'Whaun Bentley	LB
52	Elandon Roberts	LB
53	Kyle Van Noy	LB
54	Dont'a Hightower	LB
55	John Simon	DE
58	Jamie Collins Sr.	LB
61	Marcus Cannon	OL
62	Joe Thuney	OL
65	Jermaine Eluemonor	OL
66	James Ferentz	OL
69	Shaq Mason	OL
70	Adam Butler	DL
71	Danny Shelton	DL
72	Marshall Newhouse	OL
74	Korey Cunningham	OL
75	Ted Karras	OL
80	Gunner Olszewski	WR
83	Matt LaCrosse	TE
84	Ben Watson	TE
85	Ryan Izzo	TE
90	Shilique Calhoun	LB
91	Deatrich Wise Jr.	DL
93	Lawrence Guy	DL
99	Byron Cowart	DL

PRACTICE SQUAD

#	NAME	POS	HT	WT	BORN	YR	COLLEGE	H.S. HOMETOWN
35	Brooks, Nate	CB	6-0	192	9/5/1996	R	North Texas	Whitehouse, Texas
67	Gauthier, Tyler	OL	6-5	305	6/29/1997	R	Miami (Fla.)	Venice, Fla.
59	Hall, Terez	LB	6-2	235	11/18/1996	R	Missouri	Lithonia, Ga.
22	Melifonwu, Obi	DB	6-4	224	4/5/1994	3	Connecticut	Grafton, Mass.
48	Munson, Calvin	LB	6-0	243	12/27/1994	2	San Diego State	St. Charles, Mo.
17	Ross, Devin	WR	5-9	192	8/12/1995	1	Colorado	Los Angeles, Calif.
92	Thurman, Nick	DL	6-4	305	6/12/1995	1	Houston	Dallas, Texas
68	Toran, Najee	OL	6-2	305	11/15/1995	1	UCLA	Houston, Texas

PRACTICE SQUAD

#	NAME	POS
17	Devin Ross	WR
22	Obi Melifonwu	CB
35	Nate Brooks	LB
48	Calvin Munson	LB
59	Terez Hall	LB
67	Tyler Gauthier	OL
68	Najee Toran	OL
92	Nick Thurman	DL

RESERVE/INJURED

#	NAME	POS	HT	WT	BORN	YR	COLLEGE	H.S. HOMETOWN
60	Andrews, David	C	6-3	300	7/10/1992	5	Georgia	Johns Creek, Ga.
58	Davis, Keionta	DL	6-4	280	3/1/1994	3	Tennessee-Chattanooga	Chattanooga, Tenn.
46	Develin, James	FB	6-3	255	7/23/1988	7	Brown	Gilbertsville, Pa.
64	Froholdt, Hjalte	OL	6-5	310	8/20/1996	R	Arkansas	Bradenton, Fla.
42	Gant, Malik	DB	6-2	203	5/29/1997	R	Marshall	Washington, D.C.
3	Gostkowski, Stephen	K	6-1	215	1/28/1984	14	Memphis	Madison, Miss.
47	Johnson, Jakob	FB	6-3	255	12/15/1994	1	Tennessee	Stuttgart, Germany
36	King, Brandon	LB	6-2	220	6/8/1993	5	Auburn	Alabaster, Ala.
95	Rivers, Derek	DE	6-5	250	5/9/1994	3	Youngstown State	Kinston, N.C.
41	Ross, D'Angelo	DB	5-9	190	10/29/1996	R	New Mexico	La Puente, Calif.
76	Wynn, Isaiah	OL	6-2	310	12/9/1995	2	Georgia	St. Petersburg, Fla.

RESERVE/INJURED

#	NAME	POS
3	Stephen Gostkowski	K
36	Brandon King	LB
41	D'Angelo Ross	DB
42	Malik Gant	DB
46	James Develin	FB
47	Jakob Johnson	FB
58	Keionta Davis	DL
60	David Andrews	C
64	Hjalte Froholdt	OL
76	Isaiah Wynn	OL
95	Derek Rivers	DE

RESERVE/NON-FOOTBALL INJURY

#	NAME	POS	HT	WT	BORN	YR	COLLEGE	H.S. HOMETOWN
63	Cajuste, Yodny	OL	6-5	310	2/21/1996	R	West Virginia	Miami, Fla.

RESERVE/NON-FOOTBALL INJURY

#	NAME	POS
63	Yodny Cajuste	OL

HEAD COACH: BILL BELICHICK

ASSISTANTS: Cam Achord, Assistant Special Teams; Steve Belichick, Secondary, Safeties; Bret Bielema, Defensive Line; Moses Cabrera, Head Strength and Conditioning; Nick Caley, Tight Ends; DeMarcus Covington, Outside Linebackers; Ivan Fears, Running Backs; Joe Judge, Special Teams Coordinator/Wide Receivers; Mick Lombardi, Assistant Quarterbacks; Deron Mayo, Assistant Strength and Conditioning; Jerod Mayo, Inside Linebackers; Josh McDaniels, Offensive Coordinator/Quarterbacks; Mike Pellegrino, Cornerbacks; Cole Popovich, Assistant Running Backs; Dante Scarnecchia, Offensive Line.



2019 NUMERICAL ROSTER

November 12, 2019

#	NAME	POS	HT	WT	AGE	YR	COLLEGE	HOW ACQ.
2	Nick Folk	K	6-1	222	35	12	Arizona	FA-19
4	Jarrett Stidham	QB	6-3	215	23	R	Auburn	D4b-19
6	Cody Kessler	QB	6-1	215	26	4	Southern California	FA-19
7	Jake Bailey	P	6-2	205	22	R	Stanford	D5b-19
11	Julian Edelman	WR	5-10	198	33	11	Kent State	D7a-09
12	Tom Brady	QB	6-4	225	42	20	Michigan	D6b-00
13	Phillip Dorsett II	WR	5-10	192	26	5	Miami (Fla.)	TR (IND)-17
14	Mohamed Sanu Sr.	WR	6-2	210	30	8	Rutgers	TR (ATL)-19
15	N'Keal Harry	WR	6-4	225	21	R	Arizona State	D1-19
16	Jakobi Meyers	WR	6-2	200	23	R	North Carolina State	FA-19
18	Matthew Slater	WR	6-0	205	34	12	UCLA	D5-08
21	Duron Harmon	DB	6-1	205	28	7	Rutgers	D3b-13
23	Patrick Chung	S	5-11	215	32	11	Oregon	FA-14
24	Stephon Gilmore	CB	6-1	202	29	8	South Carolina	UFA (BUF)-17
25	Terrence Brooks	DB	5-11	205	27	6	Florida State	UFA (NYJ)-19
26	Sony Michel	RB	5-11	215	24	2	Georgia	D1b-18
27	J.C. Jackson	DB	6-1	198	23	2	Maryland	FA-18
28	James White	RB	5-10	205	27	6	Wisconsin	D4b-14
29	Justin Bethel	DB	6-0	200	29	8	Presbyterian	FA-19
30	Jason McCourty	CB	5-11	195	32	11	Rutgers	TR (CLE)-18
31	Jonathan Jones	DB	5-10	190	26	4	Auburn	FA-16
32	Devin McCourty	DB	5-10	195	32	10	Rutgers	D1-10
33	Joejuan Williams	CB	6-3	212	21	R	Vanderbilt	D2-19
34	Rex Burkhead	RB	5-10	215	29	7	Nebraska	UFA (CIN)-17
37	Damien Harris	RB	5-11	213	22	R	Alabama	D3b-19
38	Brandon Bolden	RB	5-11	220	29	8	Mississippi	UFA (MIA)-19
43	Nate Ebner	DB	6-0	215	30	8	Ohio State	D6-12
49	Joe Cardona	LS	6-3	245	27	5	Navy	D5-15
50	Chase Winovich	DL	6-3	250	24	R	Michigan	D3a-19
51	Ja'Whaun Bentley	LB	6-2	255	23	2	Purdue	D5-18
52	Elandon Roberts	LB	6-0	238	25	4	Houston	D6b-16
53	Kyle Van Noy	LB	6-3	250	28	6	Brigham Young	TR (DET)-16
54	Dont'a Hightower	LB	6-3	260	29	8	Alabama	D1b-12
55	John Simon	DE	6-2	260	29	7	Ohio State	FA-18
58	Jamie Collins Sr.	LB	6-3	255	30	7	Southern Mississippi	FA-19
61	Marcus Cannon	OL	6-6	335	31	9	Texas Christian	D5a-11
62	Joe Thuney	OL	6-5	308	26	4	North Carolina State	D3a-16
65	Jermaine Elumunor	OL	6-4	335	24	3	Texas A&M	TR (BAL)-19
66	James Ferentz	OL	6-2	300	30	4	Iowa	FA-17
69	Shaq Mason	OL	6-1	310	26	5	Georgia Tech	D4c-15
70	Adam Butler	DL	6-5	300	25	3	Vanderbilt	FA-17
71	Danny Shelton	DL	6-2	345	26	5	Washington	FA-19
72	Marshall Newhouse	OL	6-4	330	31	10	Texas Christian	FA-19
74	Korey Cunningham	OL	6-6	311	24	2	Cincinnati	TR (ARI)-19
75	Ted Karras	OL	6-4	305	26	4	Illinois	D6c-16
80	Gunner Olszewski	WR	6-0	190	22	R	Bemidji State	FA-19
83	Matt LaCrosse	TE	6-6	255	27	4	Illinois	FA-19
84	Ben Watson	TE	6-3	255	38	16	Georgia	FA-19
85	Ryan Izzo	TE	6-5	255	23	2	Florida State	D7c-18
90	Shilique Calhoun	LB	6-4	260	27	4	Michigan State	FA-19
91	Deatrich Wise Jr.	DL	6-5	275	25	3	Arkansas	D4-17
93	Lawrence Guy	DL	6-4	315	29	9	Arizona State	UFA (BAL)-17
99	Byron Cowart	DL	6-3	300	23	R	Maryland	D5a-19

PRACTICE SQUAD

#	NAME	POS	HT	WT	AGE	YR	COLLEGE	HOW ACQ.
17	Devin Ross	WR	5-9	192	24	1	Colorado	FA-19
22	Obi Melifonwu	DB	6-4	224	25	3	Connecticut	FA-18
35	Nate Brooks	CB	6-0	192	23	R	North Texas	FA-19
48	Calvin Munson	LB	6-0	243	24	2	San Diego State	FA-18
59	Terez Hall	LB	6-2	235	22	R	Missouri	FA-19
67	Tyler Gauthier	OL	6-5	305	22	R	Miami (Fla.)	FA-19
68	Najee Toran	OL	6-2	305	23	1	UCLA	FA-19
92	Nick Thurman	DL	6-4	305	24	1	Houston	FA-19

RESERVE/INJURED

#	NAME	POS	HT	WT	AGE	YR	COLLEGE	DATE
3	Stephen Gostkowski	K	6-1	215	35	14	Memphis	(10/2/2019)
36	Brandon King	LB	6-2	220	26	5	Auburn	(8/25/2019)
41	D'Angelo Ross	DB	5-9	190	23	R	New Mexico	(8/13/2019)
42	Malik Gant	DB	6-2	203	22	R	Marshall	(8/31/2019)
46	James Develin	FB	6-3	255	31	7	Brown	(9/23/2019)
47	Jakob Johnson	FB	6-3	255	24	1	Tennessee	10/14/2019
58	Keionta Davis	DL	6-4	280	25	3	Tennessee-Chattanooga	(8/26/2019)
60	David Andrews	C	6-3	300	27	5	Georgia	(8/31/2019)
64	Hjalte Froholdt	OL	6-5	310	23	R	Arkansas	(8/31/2019)
76	Isaiah Wynn	OL	6-2	310	23	2	Georgia	(9/17/19)
95	Derek Rivers	DE	6-5	250	25	3	Youngstown State	(8/31/2019)

RESERVE/NON-FOOTBALL INJURY

#	NAME	POS	HT	WT	AGE	YR	COLLEGE	DATE
63	Yodny Cajuste	OL	6-5	310	23	R	West Virginia	(8/31/2019)



2019 POSITIONAL ROSTER

November 12, 2019

DEFENSE (24)								
#	NAME	POS	HT	WT	BORN	YR	COLLEGE	H.S. HOMETOWN
DEFENSIVE LINE (7)								
70	Butler, Adam	DL	6-5	300	4/12/1994	3	Vanderbilt	Duncanville, Texas
99	Cowart, Byron	DL	6-3	300	5/20/1996	R	Maryland	Tampa, Fla.
93	Guy, Lawrence	DL	6-4	315	3/17/1990	9	Arizona State	Las Vegas, Nev.
71	Shelton, Danny	DL	6-2	345	8/20/1993	5	Washington	Auburn, Wash.
55	Simon, John	DE	6-2	260	10/14/1990	7	Ohio State	Youngstown, Ohio
50	Winovich, Chase	DL	6-3	250	4/19/1995	R	Michigan	Jefferson Hills, Pa.
91	Wise Jr., Deatrich	DL	6-5	275	7/26/1994	3	Arkansas	Carrollton, Texas
LINEBACKER (6)								
51	Bentley, Ja'Whaun	LB	6-2	255	8/24/1996	2	Purdue	Glenarden, Md.
90	Calhoun, Shilque	LB	6-4	260	3/20/1992	4	Michigan State	Middletown, N.J.
58	Collins Sr., Jamie	LB	6-3	255	10/20/1989	7	Southern Mississippi	McCall Creek, Miss.
54	Hightower, Dont'a	LB	6-3	260	3/12/1990	8	Alabama	Lewisburg, Tenn.
52	Roberts, Elandon	LB	6-0	238	4/22/1994	4	Houston	Port Arthur, Texas
53	Van Noy, Kyle	LB	6-3	250	3/26/1991	6	Brigham Young	Reno, Nev.
DEFENSIVE BACK (11)								
29	Bethel, Justin	DB	6-0	200	6/17/1990	8	Presbyterian	Blythewood, S.C.
25	Brooks, Terrence	DB	5-11	205	3/2/1992	6	Florida State	Dunnellon, Fla.
23	Chung, Patrick	S	5-11	215	8/19/1987	11	Oregon	Rancho Cucamonga, Calif.
43	Ebner, Nate	DB	6-0	215	12/14/1988	8	Ohio State	Dublin, Ohio
24	Gilmore, Stephon	CB	6-1	202	9/19/1990	8	South Carolina	Rock Hill, S.C.
21	Harmon, Duron	DB	6-1	205	1/24/1991	7	Rutgers	Magnolia, Del.
27	Jackson, J.C.	DB	6-1	198	11/17/1995	2	Maryland	Immokalee, Fla.
31	Jones, Jonathan	DB	5-10	190	9/20/1993	4	Auburn	Carrollton, Ga.
32	McCourty, Devin	DB	5-10	195	8/13/1987	10	Rutgers	Nyack, N.Y.
30	McCourty, Jason	CB	5-11	195	8/13/1987	11	Rutgers	Nyack, N.Y.
33	Williams, Joejuan	CB	6-3	212	12/6/1997	R	Vanderbilt	Nashville, Tenn.
OFFENSE (26)								
#	NAME	POS	HT	WT	BORN	YR	COLLEGE	H.S. HOMETOWN
OFFENSIVE LINE (8)								
61	Cannon, Marcus	OL	6-6	335	5/6/1988	9	Texas Christian	Odessa, Texas
74	Cunningham, Korey	OL	6-6	311	5/17/1995	2	Cincinnati	Montavillo, Ala.
65	Eluemonor, Jermaine	OL	6-4	335	12/13/1994	3	Texas A&M	Rockaway, N.J.
66	Ferentz, James	OL	6-2	300	6/5/1989	4	Iowa	Iowa City, Iowa
75	Karras, Ted	OL	6-4	305	3/15/1993	4	Illinois	Indianapolis, Ind.
69	Mason, Shaq	OL	6-1	310	8/28/1993	5	Georgia Tech	Columbia, Tenn.
72	Newhouse, Marshall	OL	6-4	330	9/29/1988	10	Texas Christian	Dallas, Texas
62	Thuney, Joe	OL	6-5	308	11/18/1992	4	North Carolina State	Centerville, Ohio
QUARTERBACK (3)								
12	Brady, Tom	QB	6-4	225	8/3/1977	20	Michigan	San Mateo, Calif.
6	Kessler, Cody	QB	6-1	215	5/11/1993	26	Southern California	Bakersfield, Calif.
4	Stidham, Jarrett	QB	6-3	215	8/8/1996	R	Auburn	Stephenville, Texas
WIDE RECEIVER (7)								
13	Dorsett II, Phillip	WR	5-10	192	1/5/1993	5	Miami (Fla.)	Ft. Lauderdale, Fla.
11	Edelman, Julian	WR	5-10	198	5/22/1986	11	Kent State	Redwood City, Calif.
15	Harry, N'Keal	WR	6-4	225	12/17/1997	R	Arizona State	Chandler, Ariz.
16	Meyers, Jakobi	WR	6-2	200	11/9/1996	R	North Carolina State	Lithonia, Ga.
80	Olszewski, Gunner	WR	6-0	190	11/26/1996	R	Bemidji State	Alvin, Texas
14	Sanu Sr., Mohamed	WR	6-2	210	8/22/1989	8	Rutgers	South Brunswick, N.J.
18	Slater, Matthew	WR	6-0	205	9/9/1985	12	UCLA	Anaheim, Calif.
RUNNING BACK (5)								
38	Bolden, Brandon	RB	5-11	220	1/26/1990	8	Mississippi	Baton Rouge, La.
34	Burkhead, Rex	RB	5-10	215	7/2/1990	7	Nebraska	Plano, Texas
37	Harris, Damien	RB	5-11	213	2/11/1997	R	Alabama	Richmond, Ky.
26	Michel, Sony	RB	5-11	215	2/17/1995	2	Georgia	Plantation, Fla.
28	White, James	RB	5-10	205	2/3/1992	6	Wisconsin	Ft. Lauderdale, Fla.
TIGHT END (3)								
85	Izzo, Ryan	TE	6-5	255	12/21/1995	2	Florida State	Sparta, N.J.
83	LaCosse, Matt	TE	6-6	255	9/21/1992	4	Illinois	Naperville, Ill.
84	Watson, Ben	TE	6-3	255	12/18/1980	16	Georgia	Rock Hill, S.C.
SPECIALISTS (3)								
#	NAME	POS	HT	WT	BORN	YR	COLLEGE	H.S. HOMETOWN
SPECIALISTS (3)								
7	Bailey, Jake	P	6-2	205	6/18/1997	R	Stanford	Solana Beach, Calif.
49	Cardona, Joe	LS	6-3	245	4/16/1992	5	Navy	El Cajon, Calif.
2	Folk, Nick	K	6-1	222	11/5/1984	12	Arizona	Sherman, Oaks, Calif.
RESERVE/INJURED (11)								
#	NAME	POS	HT	WT	BORN	YR	COLLEGE	H.S. HOMETOWN
RESERVE/INJURED (11)								
60	Andrews, David	C	6-3	300	7/10/1992	5	Georgia	Johns Creek, Ga.
58	Davis, Keionta	DL	6-4	280	3/1/1994	3	Tennessee-Chattanooga	Chattanooga, Tenn.
46	Develin, James	FB	6-3	255	7/23/1988	7	Brown	Gilbertville, Pa.
64	Froholdt, Hjalte	OL	6-5	310	8/20/1996	R	Arkansas	Bradenton, Fla.
42	Gant, Malik	DB	6-2	203	5/29/1997	R	Marshall	Washington, D.C.
3	Gostkowski, Stephen	K	6-1	215	1/28/1984	14	Memphis	Madison, Miss.
47	Johnson, Jakob	FB	6-3	255	12/15/1994	1	Tennessee	Stuttgart, Germany
36	King, Brandon	LB	6-2	220	6/8/1993	5	Auburn	Alabaster, Ala.
95	Rivers, Derek	DE	6-5	250	5/9/1994	3	Youngstown State	Kinston, N.C.
41	Ross, D'Angelo	DB	5-9	190	10/29/1996	R	New Mexico	LaPuente, Calif.
76	Wynn, Isaiah	OL	6-2	310	12/9/1995	2	Georgia	St. Petersburg, Fla.
RESERVE/NON-FOOTBALL INJURY (1)								
#	NAME	POS	HT	WT	BORN	YR	COLLEGE	H.S. HOMETOWN
RESERVE/NFI (1)								
63	Cajuste, Yodny	OL	6-5	310	2/21/1996	R	West Virginia	Miami, Fla.



HOW THE PATRIOTS WERE BUILT

UPDATED: November 12, 2019

WAIVERS (0) /
TRADES (7)

ROOKIE AND FIRST-YEAR
FREE AGENTS (5)

YEAR	DRAFTEES (25)	VETERAN FREE AGENTS (16)	WAIVERS (0) / TRADES (7)	ROOKIE AND FIRST-YEAR FREE AGENTS (5)
2000	Tom Brady (6b)			
2008	Matthew Slater (5)			
2009	Julian Edelman (7a)			
2010	Devin McCourty (1)			
2011	Marcus Cannon (5a)			
2012	Dont'a Hightower (1b) Nate Ebner (6)			
2013	Duron Harmon (3b)			
2014	James White (4b)	Patrick Chung (2) (NE)		
2015	Shaq Mason (4c) Joe Cardona (5)			
2016	Joe Thuney (3a) Elandon Roberts (6b) Ted Karras (6c)		Kyle Van Noy (2) (tr-DET)	Jonathan Jones (fa)
2017	Deatrich Wise Jr. (4)	Rex Burkhead (6) (CIN) Stephon Gilmore (1) (BUF) Lawrence Guy (7) (GB)	Phillip Dorsett II (1) (tr-IND)	Adam Butler (fa)
2018	Sony Michel (1b) Ja'Whaun Bentley (5) Ryan Izzo (7c)	James Ferentz (fa) (HOU) John Simon (4) (BAL)	Jason McCourty (6) (tr-CLE) Danny Shelton (1) (tr-CLE)	J.C. Jackson (fa)
2019	N'Keal Harry (1) Joejuan Williams (2) Chase Winovich (3a) Damien Harris (3b) Jarrett Stidham (4b) Byron Cowart (5a) Jake Bailey (5b)	Justin Bethel (6) (ARI) Brandon Bolden (fa) (NE) Terrence Brooks (3) (BAL) Shilique Calhoun (3) (OAK) Jamie Collins Sr. (2) (NE) Nick Folk (6) (DAL) Cody Kessler (3) (CLE) Matt LaCosse (fa) (NYG) Marshall Newhouse (5) (GB) Ben Watson (1) (NE)	Korey Cunningham (7) (tr-ARI) Jermaine Eluemunor (fa) (tr-BAL) Mohamed Sanu Sr. (3) (tr-ATL)	Jakobi Meyers (fa) Gunner Olszewski (fa)

NOTE: Team in parenthesis is the player's original team
(#) – indicates round drafted
(fa) – indicates non-drafted free agents

RESERVE/NFI LIST
Yodny Cajuste (3c)

RESERVE/INJURED LIST
David Andrews (fa)
Keionta Davis (fa)
James Develin (fa) (CIN)
Hjalte Froholdt (4a)
Malik Gant (fa)
Stephen Gostkowski (4b)
Jakob Johnson (fa)
Brandon King (fa)
Derek Rivers (3a)
D'Angelo Ross (fa)
Isaiah Wynn (1a)

UNOFFICIAL DEPTH CHART

Unofficial depth chart compiled by Patriots media relations

OFFENSE

WR:	13 Phillip Dorsett II	<u>15 N'Keal Harry</u>	<u>16 Jakobi Meyers</u>	18 Matthew Slater
LT:	72 Marshall Newhouse	74 Korey Cunningham		
LG:	62 Joe Thuney	65 Jermaine Eluemunor		
C:	75 Ted Karras	66 James Ferentz		
RG:	69 Shaq Mason	66 James Ferentz		
RT:	61 Marcus Cannon	74 Korey Cunningham		
TE:	83 Matt LaCosse	85 Ryan Izzo	84 Ben Watson	
WR:	11 Julian Edelman	14 Mohamed Sanu Sr.	<u>80 Gunner Olszewski</u>	
QB:	12 Tom Brady	<u>4 Jarrett Stidham</u>	6 Cody Kessler	
RB:	26 Sony Michel	38 Brandon Bolden	<u>37 Damien Harris</u>	
RB:	28 James White	34 Rex Burkhead		

DEFENSE

LE:	93 Lawrence Guy	91 Deatrich Wise Jr.		
DT:	71 Danny Shelton	70 Adam Butler	<u>99 Byron Cowart</u>	
RE:	55 John Simon	<u>50 Chase Winovich</u>		
LB:	58 Jamie Collins Sr.	90 Shilique Calhoun		
LB:	54 Dont'a Hightower	51 Ja'Whaun Bentley		
LB:	52 Elandon Roberts	51 Ja'Whaun Bentley		
LB:	53 Kyle Van Noy	90 Shilique Calhoun		
RCB:	24 Stephon Gilmore	31 Jonathan Jones	<u>33 Joejuan Williams</u>	
LCB:	30 Jason McCourty	27 J.C. Jackson	29 Justin Bethel	
S:	23 Patrick Chung	21 Duron Harmon	25 Terrence Brooks	
S:	32 Devin McCourty	43 Nate Ebner		

SPECIAL TEAMS

K:	2 Nick Folk		
P:	<u>7 Jake Bailey</u>		
H:	<u>7 Jake Bailey</u>		
PR:	<u>80 Gunner Olszewski</u>	11 Julian Edelman	
KR:	<u>80 Gunner Olszewski</u>	18 Matthew Slater	
LS:	49 Joe Cardona		

PRONUNCIATION GUIDE

Ja'Whaun Bentley	ja-WHAN	Ted Karras	CARE-us
Shilique Calhoun	sha-LEEK cal-HOON	Matt LaCosse	la-COSS
Joe Cardona	car-DOAN-a	Sony Michel	SO-nee mih-SHELL
Byron Cowart	COW-ert	Gunner Olszewski	O-sheh-ski
Phillip Dorsett II	door-SET	Elandon Roberts	EE-lan-don
Jermaine Eluemunor	eh-LOO-muh-nor	Jarrett Stidham	STID-um
James Ferentz	FAIR-ins	Joe Thuney	TOO-nee
Stephon Gilmore	steph-AHN	Joejuan Williams	joe-WAHN
N'Keal Harry	nuh-KEEL	Chase Winovich	WIN-o-vich
Damien Harris	dav-MFF-en	Deatrich Wise Jr.	OFF-tritrh



2019 TRANSACTIONS

UPDATED: November 12, 2019

FEBRUARY 2019

2/5/2019	Croston, Cole	Signed to a future contract
2/5/2019	Eldrenkamp, Jake	Signed to a future contract
2/5/2019	Etling, Danny	Signed to a future contract
2/5/2019	Harris, Trent	Signed to a future contract
2/5/2019	Herron, Frank	Signed to a future contract
2/5/2019	Howard, A.J.	Signed to a future contract
2/5/2019	Mathews, Ryker	Signed to a future contract
2/5/2019	Munson, Calvin	Signed to a future contract
2/5/2019	Parry, David	Signed to a future contract
2/5/2019	Patterson, Damoun	Signed to a future contract
2/5/2019	Skipper, Dan	Signed to a future contract

MARCH 2019

3/4/2019	Allen, Dwayne	Released
3/4/2019	Andrews, Darren	Released
3/14/2019	Bennett, Michael	Acquired Via Trade (Philadelphia)
3/14/2019	Bolden, Brandon	Signed
3/14/2019	McCourty, Jason	Re-signed
3/15/2019	Brooks, Terrence	Signed
3/15/2019	Ellington, Bruce	Signed
3/15/2019	Harris, Maurice	Signed
3/15/2019	LaCrosse, Matt	Signed
3/15/2019	Pennel Jr., Mike	Signed
3/15/2019	Simon, John	Re-signed
3/15/2019	Clayborn, Adrian	Released
3/19/2019	Dorsett, Phillip	Re-signed
3/22/2019	Allen, Ryan	Re-signed
3/24/2019	Gronkowski, Rob	Announced his retirement

APRIL 2019

4/1/2019	Lang, Cedrick	Signed
4/8/2019	Johnson, Jakob	Signed
4/10/2019	Gostkowski, Stephen	Re-signed
4/10/2019	Seferian-Jenkins, Austin	Signed
4/16/2019	Jones, Jonathan	Re-signed
4/16/2019	Thomas, Demaryius	Signed
4/25/2019	Harry, N'Keal	Drafted
4/26/2019	Williams, Joejuan	Drafted
4/26/2019	Winovich, Chase	Drafted
4/26/2019	Harris, Damien	Drafted
4/26/2019	Cajuste, Yodny	Drafted
4/27/2019	Froholdt, Hjalte	Drafted
4/27/2019	Stidham, Jarrett	Drafted
4/27/2019	Cowart, Byron	Drafted
4/27/2019	Bailey, Jake	Drafted
4/27/2019	Webster, Ken	Drafted
4/29/2019	Hollister, Jacob	Traded to Seattle

MAY 2019

5/2/2019	Anderson, Calvin	Signed
5/2/2019	Beck, Andrew	Signed
5/2/2019	Brossette, Nick	Signed
5/2/2019	Calhoun, Shillique	Signed
5/2/2019	Davis, Ryan	Signed
5/2/2019	Gant, Malik	Signed
5/2/2019	Gauthier, Tyler	Signed
5/2/2019	Hall, Terez	Signed
5/2/2019	Meyers, Jakobi	Signed
5/2/2019	Ross, D'Angelo	Signed
5/2/2019	St. Louis, Tyree	Signed
5/2/2019	Thurman, Nick	Signed
5/2/2019	Mathews, Ryker	Released
5/6/2019	Ubosi, Xavier	Signed
5/8/2019	Ellington, Bruce	Released
5/10/2019	Watson, Ben	Signed
5/10/2019	Bailey, Jake	Signed/Draft Choice
5/10/2019	Cajuste, Yodny	Signed/Draft Choice
5/10/2019	Cowart, Byron	Signed/Draft Choice
5/10/2019	Froholdt, Hjalte	Signed/Draft Choice
5/10/2019	Stidham, Jarrett	Signed/Draft Choice
5/10/2019	Webster, Ken	Signed/Draft Choice
5/10/2019	Williams, Joejuan	Signed/Draft Choice
5/13/2019	Inman, Dontrelle	Signed
5/13/2019	Veldheer, Jared	Signed
5/13/2019	Anderson, Calvin	Released
5/13/2019	Ubosi, Xavier	Released
5/15/2019	Harry, N'Keal	Signed/Draft Choice
5/16/2019	Collins Sr., Jamie	Signed
5/16/2019	Herron, Frank	Released
5/20/2019	Shelton, Danny	Signed
5/20/2019	Eldrenkamp, Jake	Released
5/21/2019	Veldheer, Jared	Reserve/Retired
5/23/2019	Olszewski, Gunner	Signed

JUNE 2019

6/4/2019	Seferian-Jenkins, Austin	Released
6/4/2019	Winovich, Chase	Signed/Draft Choice
6/5/2019	Harris, Damien	Signed/Draft Choice

JULY 2019

7/24/2019	Kendricks, Lance	Signed
7/24/2019	Schwenke, Brian	Reserve/Retired
7/26/2019	Dielman, J.J.	Signed
7/29/2019	Dielman, J.J.	Reserve/Retired
7/30/2019	Ivey, Martez	Signed
7/30/2019	Croston, Cole	Released

AUGUST 2019

8/2/2019	Meredith, Cameron	Signed
8/12/2019	Croston, Cole	Signed
8/12/2019	Ross, D'Angelo	Released
8/13/2019	Saubert, Eric	Acquired Via Trade (Atlanta)
8/13/2019	Etling, Danny	Released
8/13/2019	Ross, D'Angelo	Placed on Reserve/Injured
8/18/2019	Inman, Dontrelle	Released
8/20/2019	Allen, Ryan	Released
8/25/2019	Davis, Keionta	Released
8/25/2019	Harris, Maurice	Released
8/25/2019	King, Brandon	Placed on Reserve/Injured
8/25/2019	Martin, Robert	Signed
8/25/2019	Wright III, Scooby	Signed
8/26/2019	Pennel Jr., Mike	Released
8/26/2019	Martin, Robert	Released
8/26/2019	Davis, Keionta	Placed on Reserve/Injured
8/29/2019	Cunningham, Corey	Acquired Via Trade (Arizona)
8/29/2019	Eluemunor, Jermaine	Acquired Via Trade (Baltimore)
8/31/2019	Bodine, Russell	Acquired Via Trade (Buffalo)
8/31/2019	Dawson Jr., Duke	Traded to Denver
8/31/2019	Andrews, David	Placed on Reserve/Injured
8/31/2019	Froholdt, Hjalte	Placed on Reserve/Injured
8/31/2019	Gant, Malik	Placed on Reserve/Injured
8/31/2019	Rivers, Derek	Placed on Reserve/Injured
8/31/2019	Cajuste, Yodny	Placed on Non-Football Injury List
8/31/2019	Meredith, Cameron	Placed on Reserve/PUP List
8/31/2019	Anderson, Stephen	Released
8/31/2019	Beck, Andrew	Released
8/31/2019	Berrios, Braxton	Released
8/31/2019	Croston, Cole	Released
8/31/2019	Davis, Ryan	Released
8/31/2019	Ferentz, James	Released
8/31/2019	Gauthier, Tyler	Released
8/31/2019	Hall, Terez	Released
8/31/2019	Harris, Trent	Released
8/31/2019	Howard, A.J.	Released
8/31/2019	Hoyer, Brian	Released
8/31/2019	Ivey, Martez	Released
8/31/2019	Johnson, Jakob	Released
8/31/2019	Kamalu, Ufomba	Released
8/31/2019	Lang, Cedrick	Released
8/31/2019	Munson, Calvin	Released
8/31/2019	Parry, David	Released
8/31/2019	Patterson, Damoun	Released
8/31/2019	Sam, Christian	Released
8/31/2019	Saubert, Eric	Released
8/31/2019	Skipper, Dan	Released
8/31/2019	St. Louis, Tyree	Released
8/31/2019	Thomas, Demaryius	Released
8/31/2019	Thurman, Nick	Released
8/31/2019	Webster, Ken	Released
8/31/2019	Wright III, Scooby	Released

SEPTEMBER 2019

9/1/2019	Crossen, Keion	Traded to Houston
9/1/2019	Anderson, Stephen	Signed to the practice squad
9/1/2019	Hall, Terez	Signed to the practice squad
9/1/2019	Johnson, Jakob	Signed to the practice squad
9/1/2019	Kamalu, Ufomba	Signed to the practice squad
9/1/2019	Munson, Calvin	Signed to the practice squad
9/1/2019	St. Louis, Tyree	Signed to the practice squad
9/1/2019	Skipper, Dan	Signed to the practice squad
9/1/2019	Thurman, Nick	Signed to the practice squad
9/2/2019	Thomas, Demaryius	Signed
9/2/2019	Harry, N'Keal	Placed on Reserve/Injured
9/2/2019	Gossett, Colby	Signed to the practice squad
9/2/2019	Green, Gerri	Signed to the practice squad
9/2/2019	Toran, Najee	Signed to the practice squad
9/2/2019	St. Louis, Tyree	Released from the practice squad
9/6/2019	Ferentz, James	Signed
9/6/2019	Bodine, Russell	Released
9/9/2019	Brown, Antonio	Signed
9/9/2019	Melifonwu, Obi	Released
9/9/2019	Kendricks, Lance	Released
9/9/2019	Anderson, Stephen	Released from the practice squad
9/11/2019	Thomas, Demaryius	Traded to N.Y. Jets
9/11/2019	Newhouse, Marshall	Signed
9/11/2019	Brooks, Nate	Signed to the practice squad
9/11/2019	Melifonwu, Obi	Signed to the practice squad
9/11/2019	Gossett, Colby	Released from the practice squad
9/17/2019	Benenoch, Caleb	Signed
9/17/2019	Wynn, Isaiah	Placed on Reserve/Injured



2019 TRANSACTIONS

SEPTEMBER 2019 (continued)

9/20/2019	Wright III, Scooby	Signed to the practice squad
9/20/2019	Green, Gerri	Released from the practice squad
9/20/2019	Brown, Antonio	Released
9/21/2019	Johnson, Jakob	Signed from the practice squad
9/23/2019	Develin, James	Placed on Reserve//Injured
9/25/2019	Kessler, Cody	Signed
9/25/2019	Vander Laan, Jason	Signed to the practice squad

OCTOBER 2019

10/1/2019	Benenoch, Caleb	Released
10/1/2019	Meredith, Cameron	Released
10/1/2019	Wright III, Scooby	Released
10/2/2019	Richards, Jordan	Signed
10/2/2019	Gostkowski, Stephen	Placed on Reserve/Injured
10/2/2019	McKnight, Kelvin	Signed to the practice squad
10/3/2019	Nugent, Mike	Signed
10/4/2019	Koo, Younghoe	Signed to the practice squad
10/4/2019	McKnight, Kelvin	Released from the practice squad
10/7/2019	Watson, Ben	Released
10/14/2019	Johnson, Jakob	Placed on Reserve/Injured
10/15/2019	Tomlinson, Eric	Signed
10/15/2019	Watson, Ben	Signed
10/15/2019	Kessler, Cody	Released
10/15/2019	Gauthier, Tyler	Signed to the practice squad
10/15/2019	Ross, Devin	Signed to the practice squad
10/15/2019	Koo, Younghoe	Released from the practice squad
10/15/2019	Vander Laan, Jason	Released from the practice squad
10/23/2019	Bethel, Justin	Signed
10/23/2019	Sanu Sr., Mohamed	Acquired Via Trade (Atlanta)
10/23/2019	Monteiro, Aaron	Signed to the practice squad
10/23/2019	Richards, Jordan	Released
10/23/2019	Gordon, Josh	Placed on Reserve/Injured
10/25/2019	Bennett, Michael	Traded to Dallas
10/28/2019	Kessler, Cody	Signed
10/29/2019	Nugent, Mike	Released
10/29/2019	Tomlinson, Eric	Released
10/29/2019	Monteiro, Aaron	Released from the practice squad
10/30/2019	Folk, Nick	Signed
10/31/2019	Gordon, Josh	Released

NOVEMBER 2019

11/2/2019	Harry, N'Keal	Activated to the 53-man roster
-----------	---------------	--------------------------------



PATRIOTS AT PHILADELPHIA EAGLES

SERIES HISTORY

The New England Patriots and Philadelphia Eagles will meet in the regular season for the first time since Dec. 6, 2015, when Philadelphia beat New England, 35-28, at Gillette Stadium. This week will mark the Patriots first trip to Philadelphia since Nov. 27, 2011, when the Patriots left with a 38-20 victory.

Philadelphia leads the all-time series by a 7-5 margin in the regular season. The teams have also played in two Super Bowls, with each team earning a win. The Patriots are 2-5 overall in games played in Philadelphia, but are 2-0 at Lincoln Financial Field with wins in 2003 and 2011.

This week's game will be a rematch of Super Bowl LII, a 41-33 victory for Philadelphia at U.S. Bank Stadium in Minneapolis.

While the teams have played just 12 times in the regular season, they have met 23 times in the preseason with the Patriots claiming a 13-10 edge in the series.

REGULAR SEASON • PHILADELPHIA 7, NEW ENGLAND 5

DATE	RESULT	SCORE	H/A	STADIUM
11/04/73	L	23-24	A	Veterans Stadium
11/27/77	W	14-6	H	Schaefer Stadium
10/08/78	W	24-14	H	Schaefer Stadium
09/13/81	L	3-13	A	Veterans Stadium
12/09/84	L	17-27	A	Veterans Stadium
11/29/87	L(OT)	31-34	H	Sullivan Stadium
11/04/90	L	20-48	A	Veterans Stadium
12/19/99	L	9-24	A	Veterans Stadium
09/14/03	W	31-10	A	Lincoln Financial Field
11/25/07	W	31-28	H	Gillette Stadium
11/27/11	W	38-20	A	Lincoln Financial Field
12/06/15	L	28-35	H	Gillette Stadium

POSTSEASON • NEW ENGLAND 1, PHILADELPHIA 1

DATE	RESULT	SCORE	H/A	STADIUM
02/06/05*	W	24-21	N	Alltel Stadium
02/04/18**	L	33-41	N	US Bank Stadium

*Super Bowl XXXIX

**Super Bowl LII

TALE OF THE TAPE

2019 Regular Season	New England	Philadelphia
Record	8-1	5-4
Divisional Standings	1st	1stT
Total Yards Gained	3,301	3,123
Total Offense (Rank)	366.8 (15)	347.0 (20)
Rush Offense	92.9 (23)	127.3 (11)
Pass Offense	273.9 (7)	219.7 (21)
Points Per Game	30.0 (2)	24.9 (13)
Total Yards Allowed	2,244	2,937
Total Defense (Rank)	249.3 (1)	326.3 (8)
Rush Defense	99.1 (11)	87.3 (4)
Pass Defense	150.2 (2)	239.0 (16)
Points Allowed/Game	10.8 (1)	23.7 (18)
Possession Avg.	32:59	32:13
Sacks Allowed/Yards Lost	16/117	20/107
Sacks Made/Yards	32/214	24/158
Total Touchdowns Scored	33	27
Penalties Against/Yards	56/484	59/522
Punts/Avg.	48/44.6	34/47.6
Turnover Differential	+17 (1)	-12 (18T)

LAST MEETING: SUPER BOWL LII

EAGLES 41, PATRIOTS 33

FEBRUARY 4, 2018 • U.S. BANK STADIUM

	1	2	3	4	Final
Philadelphia Eagles	9	13	7	12	41
New England Patriots	3	9	14	7	33

SCORING SUMMARY

First Quarter:

PHI: J.Elliott 25 yd. Field Goal (14-67, 7:05)

NE: S.Gostkowski 26 yd. Field Goal (9-67, 3:38)

PHI: A.Jeffery 34 yd. pass from N.Foles (kick failed, wr) (3-77, 1:43)

Second Quarter

PHI: L.Blount 21 yd. run (pass failed) (6-65, 3:05)

NE: S.Gostkowski 45 yd. Field Goal (5-48, 1:24)

NE: J.White 26 yd. run (kick failed, wl) (7-90, 2:57)

PHI: N.Foles 1 yd. pass from T.Burton (J.Elliott kick) (7-70, 1:30)

Third Quarter

NE: R.Gronkowski 5 yd. pass from T.Brady (S.Gostkowski kick) (8-75, 2:45)

PHI: C.Clement 22 yd. pass from N.Foles (J.Elliott kick) (11-85, 4:57)

NE: C.Hogan 26 yd. pass from T.Brady (S.Gostkowski kick) (7-75, 3:55)

Fourth Quarter

PHI: J.Elliott 42 yd. Field Goal (8-51, 4:14)

NE: R.Gronkowski 4 yd. pass from T.Brady (S.Gostkowski kick) (10-75, 4:47)

PHI: Z.Ertz 11 yd. pass from N.Foles (pass failed) (14-75, 7:01)

PHI: J.Elliott 46 yd. Field Goal (4-4, 1:04)

TEAM STATISTICS

	PHI	NE
First Downs	25	29
Rushes-Yds	27-164	22-113
Passing Yds (Net)	374 (374)	505 (500)
Passes Comp-Att-Int	44-29-1	49-28-0
Total Offense Plays-Yds	71-538	72-613
Punt Returns-Yards	0-0	0-0
Kickoff Returns-Yards	4-98	3-44
Interception Returns-Yards	0-0	1-8
Punts (Number-Avg)	1-41.0	0-0.0
Fumbles-Lost	0-0	1-1
Penalties-Yards	6-35	1-5
Possession Time	34:04	25:56
Third-Down Conversions	10-16	5-10
Fourth-Down Conversions	2-2	1-2
Red-Zone Scores-Chances	2-4	2-4
Sacks By: Number-Yards	1-5	0-0

Attendance: 67,612

RUSHING: NE - J.White 7-45, D.Lewis 9-39, R.Burkhead 3-18, T.Brady 1-6, C.Hogan 1-4, B.Cooks 1-1. **PHI** - L.Blount 14-90, J.Ajayi 9-57, N.Agholor 1-9, C.Clement 3-8.

PASSING: NE - T.Brady 48-28-505 3 TD/0 INT, D.Amendola 1-0-0 0 TD/0 INT. **PHI** - N.Foles 43-28-373 3 TD/1 INT, T.Burton 1-1-1 TD/0 INT.

RECEIVING: NE - R.Gronkowski 9-116, D.Amendola 8-152, C.Hogan 6-128, J.White 2-21, R.Burkhead 1-46, B.Cooks 1-23, P.Dorsett 1-19. **PHI** - N.Agholor 9-84, Z.Ertz 7-67, T.Smith 5-49, C.Clement 4-100, A.Jeffery 3-73, N.Foles 1-1.

PATRIOTS AT PHILADELPHIA EAGLES

CONNECTIONS

FORMER COLLEGE TEAMMATES

A NE LB Dont'a Hightower - (2008-11) **
 NE RB Damien Harris - (2015-18)**
 NE ST/WR Coach Joe Judge - Asst. ST Coach (2011)*
 PHI OC Mike Groh - WR Coach (2011-12)**
 PHI OL Coach Jeff Stoutland - OL Coach (2011-12)**
 PHI Dir./Team Dev. Joe Panunzio - Dir./Football Ops. (2011-14)**



NE DB Terrence Brooks - (2010-13)
 PHI DT Tim Jernigan - (2011-13)
 PHI CB Ronald Darby - (2012-14)



NE S Patrick Chung - (2005-08)
 PHI Asst. WR Coach Matthew Harper- DB (2006-07)
 PHI Asst. RB Coach T.J. Paganetti - Student Asst. Coach (2007-13)



NE CB Stephon Gilmore - (2009-11)
 PHI WR Alshon Jeffery - (2009-11)



NE P Jake Bailey - (2015-18)
 PHI WR J.J. Arcega-Whiteside - (2015-18)
 PHI G Nate Herbig - (2015-18)



NE OL Jermaine Eluemunor - (2014-15)
 PHI DE Daeshon Hall - (2013-15)



NE DL Danny Shelton - (2011-14)
 PHI CB Sidney Jones - (2014-16)



NE DL Adam Butler (2012-16)
 PHI WR Jordan Matthews (2010-13)

(*) Indicates number of National Championships won

PENNSYLVANIA TIES

ST Coordinator/ WR Coach Joe Judge - Hometown: Landsdale, Pa.

Coaching Assistant Carmen Bricillo - Hometown: Shelocta, Pa.;
 College: Duquesne University (1995-99)
 Coaching: Duquesne University (2005)

Coaching Assistant Bob Fraser - Hometown: Pittsburgh, Pa.; College: Allegheny College (1981-85)

DL Chase Winovich - Hometown: Jefferson Hills, Pa.

NEW ENGLAND TIES

ST Coordinator Dave Fipp - Coaching: Holy Cross (1998-99).

OL Coach Jeff Stoutland - College: South Connecticut State (1981-86);
 Coaching: Southern Connecticut State (1984-92).

Asst. OL Coach Roy Istvan - College: Southern Connecticut State (1986-89); Coaching: Southern Connecticut State (1990), University of Rhode Island (2008-13).

Asst. LB Coach Ryan Paganetti - Hometown: Bedford, Mass.; College: Dartmouth (2011-14);
 Coaching: Belmont (N.H.) High School (2012-14).

Asst. RB Coach T.J. Paganetti - Hometown: Bedford, Mass.

Asst. ST Coach Luke Thompson - College: Assumption College; Coaching: Bowdoin College, Holy Cross, Amherst College, Harvard University.

Asst. Secondary Coach Dino Vasso - College: University of New Hampshire (2006-10).

Def. Special Asst. Matt Burke - Hometown: Hudson, Mass.; College: Dartmouth.

VP of Football Ops. Andrew Berry - College: Harvard University.

FORMER NFL TEAMMATES

HC Bill Belichick (1991-95)
 DL Danny Shelton (2015-17)
 LB Jamie Collins Sr. (2016-18)
 QB Cody Kessler (2016-17)



Scout Jim Schwartz (1993-95)
 DE Genard Avery (2018-19)
 QB Josh McCown (2015-16)

TE Ben Watson (2013-15,18)



S Malcolm Jenkins (2009-13)
 RB Darren Sproles (2011-13)

DB Terrence Brooks (2017-18)



QB Josh McCown (2017-18)

DE John Simon (2014-16)



G Brandon Brooks (2012-15)

CB Stephon Gilmore (2012-16)



DC Jim Schwartz (2014)
 LB Nigel Bradham (2012-15)
 CB Ronald Darby (2015-16)

OL Korey Cunningham (2018)
 DB Justin Bethel (2012-17)



S Rudy Ford (2017-18)

RB Rex Burkhead (2013-16)
 WR Mohamed Sanu (2012-15)
 OL Marshall Newhouse (2014)



LB Coach Matt Burke (2014-15)

WR Mohamed Sanu (2016-18)
 DB Justin Bethel (2018)



LB Duke Riley (2017-19)

OC Josh McDaniels (2011)



LB Coach Ken Flajole (2009-11)

K Nick Folk (2017)



WR DeSean Jackson (2017-18)

DB Terrence Brooks (2014-15)
 TE Ben Watson (2016-17)



DT Tim Jernigan (2014-16)

FORMER PATRIOTS

DB Coach Cory Undlin - Defensive Assistant (2004).

WR Jordan Matthews - Wide Receiver (2018).

FORMER EAGLES

S Patrick Chung - Defensive Back (2013).

QB Cody Kessler - Quarterback (2019).



PATRIOTS WHAT TO LOOK FOR THIS WEEK

TEAM

IF THE PATRIOTS WIN...

- The Patriots will guarantee a winning record for their 19th consecutive season (2001-19), the most since the 1970 merger and the second-most all-time, behind Dallas with 20 straight winning seasons (1966-85).

MOST CONSECUTIVE WINNING SEASONS (ACTIVE)

Team	Seasons
New England.....	18
Seattle	7
Kansas City.....	6
Pittsburgh	5

- New England will cement its 34th winning season since the 1970 merger, second only to the 36 by Pittsburgh.

MOST WINNING SEASONS SINCE THE 1970 MERGER

Team	Seasons
Pittsburgh	36
New England.....	33
Dallas.....	33
Miami	30
Minnesota.....	30
Denver.....	29

- New England will earn its ninth win of the season and register its 19th season since 2001 of at least nine wins, more than any other team.

MOST SEASONS OF 9+ WINS SINCE 2001

Team	Seasons
New England.....	18
Pittsburgh	14
Indianapolis.....	13
Seattle	13
Green Bay	12
Philadelphia	12

- The Patriots will improve their record against the NFC to 57-14 (.803) since 2002, an NFL best for inter-conference games during that time.

NFL'S BEST INTER-CONFERENCE RECORD SINCE 2002

Team	W	L	T	Pct.
New England	56	14	0	.800
Pittsburgh	47	23	1	.669
Indianapolis	44	25	0	.638
Tennessee	42	29	0	.592

- The Patriots will extend their NFL record for the most regular-season wins in a decade (2010-present) to 122. The team will also extend their record for the most total wins in a decade to 138, including the playoffs (2010-present).

TEAMS OF THE DECADES

Team	Years	Reg. Season	Postseason	Total
New England	2010-present	121-31 (.796)	16-6 (.727)	137-37 (.787)
New England	2000-09	112-48 (.700)	14-4 (.778)	126-52 (.708)
Indianapolis	2000-09	115-45 (.719)	9-8 (.529)	124-53 (.701)
San Francisco	1990-99	113-47 (.706)	9-7 (.563)	122-54 (.693)

- ... and a player eclipses 100 yards rushing, the team will improve to 52-1 in the regular season since 2000 when a player rushes for 100 yards.

TEAM

WHAT TO LOOK FOR...

- Since 2002, the Patriots are 44-8 (.846) in regular-season games following a loss since 2003. They have dropped back-to-back regular-season games in 2006, 09, 11-12, 15 (twice) and 18 (twice).
- With one defensive score, the Patriots will tie for third-most defensive scores in a season (5) in franchise history.

MOST DEFENSIVE SCORES IN A SEASON (PATRIOTS HISTORY)

Year	Def. TDs
2007	6
2003	6
2012	5
2010	5
2001	5
1992	5
1961	5

- With two or more points in the first quarter, the Patriots will exceed their first-quarter scoring output for the 2018 season. Through nine games, the Patriots are outscoring opponents 87-17 in the first quarter. By comparison, the 2018 Patriots had outscored their opponents 44-39 in the first quarter through nine games, finishing the season with an 88-80 point differential in the first quarter.
- With a shutout, the Patriots would record their third shutout of the season, having blanked the Dolphins in Week 2 and the Jets in Week 7. The Patriots had three shutouts in 2003, which is both a franchise record and the highest tally for a Bill Belichick-coached team.
- The Patriots defense is leading the league with 19 interceptions through nine games, on pace for 33 on the season. Their 19 picks are already more than the Patriots recorded in 27 of their previous 59 seasons. The most interceptions in the Belichick era was 29 by the 2003 Patriots team.

MOST INTERCEPTIONS IN A SEASON (FRANCHISE HISTORY)

Year	Interceptions
1964	31
1963	29
2003	29
1960	25
1962	25
2010	25

- The Patriots have three games with four interceptions this season, a feat they haven't accomplished in the regular season since 1962. They also recorded four interceptions on three occasions during the 2003 season, including four in the AFC Championship Game against the Colts (01/18/04). If they have one more game with four or more interceptions, the Patriots will set a new team record for most such games in a season.
- The Patriots have held teams to just 20-for-106 (18.9%) on third down in 2019, the league best. The fewest third downs allowed in a 16-game season is 49 by the 1991 Saints. Against the Jets in Week 3, they did not allow a single third-down conversion, a feat they have accomplished five times since 2000. Only five teams have managed a 0.0 third down percentage twice in the same season: Packers (2005), Eagles (2009), Giants (2010), Dolphins (2011) and Saints (2013).
- Since 2001, the Patriots are 94-13 (.879) when they do not turn the ball over and 92-2 (.979) with a positive turnover margin. In 2019, the Patriots lead the league with a +17 turnover margin through Week 10.



PATRIOTS WHAT TO LOOK FOR THIS WEEK

CHAIRMAN AND CEO ROBERT KRAFT

IF THE PATRIOTS WIN...

- The team will ensure a winning record for the 23rd time in Robert Kraft's 26 seasons of ownership.
- The Patriots will improve to 129-77 (.626) on the road since 1994 when Robert Kraft purchased the team, which is the best regular-season road record in the NFL in that time.

BEST ROAD RECORDS SINCE 1994

Team	W	L	T	Pct
New England	128	77	0	.624
Pittsburgh	113	89	1	.559
Indianapolis	105	99	0	.515
Philadelphia	103	100	2	.507
Green Bay	103	101	0	.505

HEAD COACH BILL BELICHICK

IF THE PATRIOTS WIN...

- Belichick will claim his 19th consecutive winning season (2001-19), second-most in NFL history behind Tom Landry's 20 (1966-85).
- Belichick will earn his 301st all-time win (regular and postseason) as a head coach, which is third in NFL history behind Don Shula (347) and George Halas (324). It will also mark Belichick's 270th regular-season win, behind Shula (328) and Halas (318).

HEAD COACHES WITH 300 CAREER WINS

Coach	Team(s)	W	L	T
Don Shula	BAL/MIA	347	173	6
George Halas	Chicago	324	151	31
Bill Belichick	CLE/NE	300	135	0

WHAT TO LOOK FOR...

- Belichick is 41-0 since 2000 when leading the Patriots to a 40-point outing. He is 128-7 (.948) when leading the Patriots to a 30-point outing and 210-34 (.861) when leading them to a 20-point outing.
- If the Patriots record one interception, it will mark the eighth time under Belichick that the team has tallied 20 or more picks in a season.

QB TOM BRADY

IF THE PATRIOTS WIN...

- Brady will improve to 55-16 (.775) against the NFC in his career, including a 28-8 (.777) mark in inter-conference games on the road. His current 54 wins against an NFC opponent are an NFL record for inter-conference wins since the 1970 merger.

MOST WINS IN INTER-CONFERENCE GAMES SINCE 1970

Tom Brady.....	54
Peyton Manning.....	46
Brett Favre.....	43
Ben Roethlisberger.....	38
Dan Marino.....	37

- Brady will claim his 216th regular-season win, second in NFL history.

MOST REGULAR-SEASON WINS IN NFL HISTORY

Player	Wins
Adam Vinatieri	220
Tom Brady	215
George Blanda	209
Gary Anderson	201
Jerry Rice	194

- Tom Brady will improve to 47-12 (.797) as a starter in his career in games following a loss.

QB TOM BRADY

IF THE PATRIOTS WIN... (CONT'D)

- Brady will earn his 97th road victory in the regular season, extending his own NFL record. Peyton Manning is second with 85 road wins.
- Brady will earn his 246th career win (including postseason), extending his NFL record for a quarterback. Peyton Manning is second with 200 career wins.

WHAT TO LOOK FOR...

- With 300 or more yards passing, Brady will record his 92nd 300-yard passing game. That is third in NFL history behind Drew Brees (117) and Peyton Manning (93). The Patriots are 76-15 in Brady's 300-yard passing games.

MOST 300-YARD PASSING GAMES IN NFL HISTORY (REGULAR SEASON ONLY)

Player	Team	300-yd Games
Drew Brees	SD/NO	117
Peyton Manning	IND/DEN	93
Tom Brady	New England	91

- With 30 or more completions against the Eagles, Brady will register his 40th career game with 30 or more completions, breaking a tie with Peyton Manning for second-most in NFL history. Drew Brees is first with 62 such games.

MOST GAMES WITH 30 OR MORE COMPLETIONS

Player	Games
Drew Brees	62
Tom Brady	39
Peyton Manning	39
Matt Ryan	31
Brett Favre	25

- Entering Week 11, Brady's 531 regular-season touchdown passes are second-most in NFL history. He will look to edge closer to Peyton Manning, who holds the record with 539 touchdown passes. Drew Brees is third with 525 passing touchdowns.
- Brady has three rushing touchdowns in 2019, which surpasses or matches the total of five teams this season through 10 weeks.

TEAMS WITH THE SAME OR FEWER RUSHING TDS THAN TOM BRADY

Team	Rushing TDs
Tom Brady	3
Cincinnati Bengals	3
Atlanta Falcons	3
Detroit Lions	2
Washington Redskins	2
Jacksonville Jaguars	1

- Brady has 73,050 career passing yards in the regular season, second-most in NFL history to the 75,505 yards by Drew Brees.

MOST PASSING YARDS IN NFL HISTORY (REGULAR SEASON ONLY)

Player	Team	Passing Yards
Drew Brees	SD/NO	75,505
Tom Brady	New England	73,050
Peyton Manning	IND/DEN	71,940
Brett Favre	GB/NYJ/MIN	71,838

- Brady will look to improve his NFL record of 58 career games with three touchdown passes and no interceptions.



PATRIOTS WHAT TO LOOK FOR THIS WEEK

RB BRANDON BOLDEN

WHAT TO LOOK FOR...

- Bolden has three touchdowns this year (two rushing, one receiving). With one touchdown against the Eagles, he will set a new career high for touchdowns in a season.

WR JULIAN EDELMAN

WHAT TO LOOK FOR...

- With one touchdown reception from Tom Brady, Edelman will pass Wes Welker (34) for third-most touchdown receptions from Brady in his career.

MOST TOUCHDOWN RECEPTIONS FROM TOM BRADY (REGULAR SEASON ONLY)

Player	TD Reception
Rob Gronkowski	78
Randy Moss	39
Wes Welker	34
Julian Edelman	34
Deion Branch	24
James White	20

- Edelman has 39 career touchdowns, tied for 11th in franchise history with Jim Colclough and Corey Dillon. Gino Cappelletti, Irving Fryar and Larry Garron are tied for eighth with 42 career touchdowns.
- Edelman (1,986) needs 14 punt-return yards to become the third Patriots player with 2,000 career punt return yards.

CB STEPHON GILMORE

WHAT TO LOOK FOR...

- With two interceptions, Gilmore (3) will tie his career high for interceptions in a season with five.

DB J.C. JACKSON

WHAT TO LOOK FOR...

- With one interception, Jackson will record his third of the year and match his interception mark for a season he set as a rookie in 2018.

DB DEVIN MCCOURTY

WHAT TO LOOK FOR...

- McCourty is tied for the league lead with five interceptions this season, which matches or surpasses the combined total of 10 teams entering Week 11. With one interception, he will register his second season with six or more picks.
- With two interceptions, McCourty will tie his career high of seven interceptions set as a rookie in 2010.
- With one interception, McCourty (26) will tie Maurice Hurst for seventh all-time in Patriots history with 27 career interceptions.

WR JAKOBI MEYERS

WHAT TO LOOK FOR...

- Meyers is maintaining an 82.4% reception percentage this season. Since 2001, no Patriots rookie receiver (with more than one target) has finished the season with better than an 80.0 reception percentage.

RB SONY MICHEL

WHAT TO LOOK FOR...

- With one touchdown, Michel will set a new career mark for touchdowns in a season. He had six rushing touchdowns as a rookie in 2018 and has matched that through nine games in 2019.
- The Patriots are 12-0 when Michel scores a touchdown (regular and postseason) and will look to improve that mark against the Eagles. In 2019, he has scored against the Dolphins, Redskins and in both games against the Jets.

DE JOHN SIMON

WHAT TO LOOK FOR...

- Simon has one interception and one strip-sack in 2019, the most takeaways to which he has contributed in his career. With one interception, he will set a new career high for a season.

LB KYLE VAN NOY

WHAT TO LOOK FOR...

- Van Noy has tallied 4½ sacks this season and needs one sack to tie his career high (5½) set in 2017.
- This season, Van Noy has forced three fumbles (a career high) and recovered two fumbles, with one returned for a touchdown. Prior to 2018, he had never recovered an opponent fumble or scored on any type of return (fumble, interception or kick). With one fumble recovery, he will set a new career high in a season. And with one more touchdown, he will tie his career high set in 2018 with two scores in a season.

RB JAMES WHITE

WHAT TO LOOK FOR...

- Since White became a regular contributor on offense in 2015, he has more targets (390), receptions (287), receiving yards (2,545), yards after catch (2,173) and receiving touchdowns (20) than any other running back in the NFL. In 2019, he is also the league's fourth-best receiving target on third down and the only running back in the top 15.

THIRD-DOWN RECEIVING LEADERS IN 2019

Player	Team	Rec.	Yards	Avg.
Cooper Kupp	LAR	21	366	17.4
Mark Andrews	BAL	21	189	9.0
George Kittle	SF	19	195	10.3
James White	NE	18	206	11.4
Keenan Allen	LAC	17	221	13.0



PATRIOTS PROJECTED CONTRIBUTORS: OFFENSE


QB 12



TOM BRADY | 6-4 | 225 | MICHIGAN

- Only player in NFL history with six Super Bowl championships.
- 20th season with the Patriots, joining Jason Hanson, Darrell Green and Jackie Slater as only players to spend 20+ seasons with one team.
- Brady's 245 combined regular-season and playoff wins are most all-time.

RB 26



SONY MICHEL | 5-11 | 215 | GEORGIA

- Set a rookie record for playoff rushing touchdowns with six in 2018.
- His 931 rushing yards in 2018 were the most rushing yards by a Patriots rookie running back since 1995. His 336 playoff rushing yards were the highest mark in Patriots history.
- Was the only player to reach the end zone in Super Bowl LIII.

RB 28



JAMES WHITE | 5-10 | 205 | WISCONSIN

- Since entering the NFL in 2014, leads all running backs with 20 touchdown receptions.
- Holds three SB records for receptions (14), points (20) and TDs (three).
- In 2018, set a Patriots record for a running back with 751 receiving yards. His seven touchdown receptions tied the team mark for a season.

WR 11



JULIAN EDELMAN | 5-10 | 198 | KENT STATE

- Second wide receiver in Patriots history to win Super Bowl MVP (Super Bowl LIII), becoming seventh receiver to win the award.
- Ranks second all-time in postseason receptions (115) and receiving yards (1,412) behind Jerry Rice.
- 70.8 rec. yds/gm in 2018 was highest in his career (min. 10 games played).

WR 13



PHILLIP DORSETT II | 5-10 | 198 | MIAMI

- Former first-round draft pick for Indianapolis in 2015 (29th overall).
- High school teammates with James White at St. Thomas Aquinas (Fla.).
- Ran 60-meter dash at Miami, career-best 6.80 second finish.
- Caught his first two postseason touchdowns in the 2018 playoffs.

TE 84



BEN WATSON | 6-3 | 255 | GEORGIA

- Originally drafted by the Patriots in 2004; spent first six seasons with New England before Cleveland (2010-12), New Orleans (2013-15, 18) and Baltimore (2016-17) before returning to New England.
- Hails from Rock Hill, S.C., same hometown as Stephon Gilmore

T 72



MARSHALL NEWHOUSE | 6-4 | 310 | TCU

- Has spent time with Green Bay, Cincinnati, N.Y. Giants, Oakland, Buffalo and Carolina and went to training camp with New Orleans this past summer.
- Was teammates with Marcus Cannon at TCU

G 62



JOE THUNEY | 6-5 | 308 | N.C. STATE

- First player in NFL history to start in three Super Bowls in first three seasons.
- *USA Today* First-Team All-American while at N.C. State.
- Earned his degree from N.C. State prior to his junior campaign in 2014.

C 75



TED KARRAS | 6-4 | 305 | ILLINOIS

- Fourth-year interior lineman has played in 54 regular-season games with 14 starts.
- Grand-nephew of long time NFL player and actor Alex Karras.
- Pursuing an MBA from Indiana via an NFLPA program.

G 69



SHAQ MASON | 6-1 | 310 | GEORGIA TECH

- Full name is Shaquille Olajuwon Mason after Shaquille O'Neal and Hakeem Olajuwon.
- Has started 63-of-68 regular-season games since joining the team at right guard.

T 61



MARCUS CANNON | 6-6 | 335 | TCU

- A three-time Super Bowl Champion and named to the 2016 AP All-Pro Second Team.
- Battled and defeated non-Hodgkin's lymphoma in 2011. Recipient of the Patriots 2011 Ed Block Courage Award as a role model of inspiration, sportsmanship and courage to his teammates.

REX BURKHEAD | 5-10 | 215


RB 34



- Ran for a touchdown late in the fourth quarter and the game-winning touchdown in overtime of the AFC Championship victory at Kansas City (1/20).
- Part of the board of directors for "Team Jack Foundation" to help fight pediatric brain cancer, helping raise more than \$4 million for the cause.

MATT LACOSSE | 6-6 | 255

TE 83



- Has played in 26 NFL games and recorded 30 receptions for 327 yards and one touchdown.
- In 2018 with Denver, appeared in 15 games with five starts and finished with 24 receptions for 250 yards and one touchdown.



PATRIOTS PROJECTED CONTRIBUTORS: DEFENSE

DT 93



LAWRENCE GUY | 6-4 | 315 | ARIZONA STATE

- In year nine of NFL career. Stints with the Colts, Chargers and Ravens.
- Has overcome challenges with dyslexia and dyscalculia, which went undiagnosed until he arrived on campus at Arizona State.
- Three-time honorable mention All-Pac-10 selection at Arizona State.

DT 70



ADAM BUTLER | 6-5 | 300 | VANDERBILT

- Third-year defensive lineman out of Vanderbilt made the team as an undrafted rookie in 2017.
- Started college career as offensive lineman before switching to defense as a redshirt freshman in 2013.
- Collected 4½ sacks in 2019, a single-season career-high

DT 71



DANNY SHELTON | 6-2 | 345 | WASHINGTON

- Joined New England in 2018 after spending the first three seasons of his career with Cleveland, where he was drafted 12th overall in 2015.
- Has started 54-of-68 regular-season games over the course of four-year career.
- Totaled 180 tackles in his career.

DE 91



DEATRICH WISE JR. | 6-5 | 275 | ARKANSAS

- Recorded five tackles vs. L.A. Rams in Super Bowl LIII victory.
- First Patriot since Chandler Jones to record a sack in his first two NFL games.
- Father was drafted in the ninth round of the 1988 NFL Draft (Seattle).
- Has two younger brothers - Daniel is on the Cowboys practice squad and Solomon plays college football at the University of Texas San Antonio.

LB 54



DONT'A HIGHTOWER | 6-3 | 260 | ALABAMA

- One of two players in NFL history with multiple national titles and Super Bowl titles, along with Russell Maryland.
- Nicknamed "Mr. February" by Bill Belichick for his consistently high level of play in Super Bowls.

LB 58



JAMIE COLLINS SR. | 6-3 | 255 | SOUTHERN MISS.

- Originally selected by the Patriots in the second round (52nd overall) of the 2013 NFL Draft
- Spent four years in New England before being traded to Cleveland in 2016.
- Has started 80-of-89 career games.

LB 53



KYLE VAN NOY | 6-3 | 250 | BYU

- Started all 16 regular-season games and three postseason contests in 2018.
- Spent three seasons in Detroit before being traded to New England in 2016.
- Recorded a team-high 10 tackles and two sacks in the AFC Championship Game at Kansas City (1/20).


CB 24



STEPHON GILMORE | 6-1 | 202 | SOUTH CAROLINA

- Named AP first-team All-Pro for the first time in 2018.
- Intercepted a pass with under five minutes remaining in Super Bowl LIII.
- Voted the top corner in the NFL by his peers on the 2019 NFL Top-100.

CB 30



JASON MCCOURTY | 5-11 | 195 | RUTGERS

- Played in the postseason for the first time in his career in 2018, winning the Super Bowl alongside his twin brother Devin.
- Recorded two passes defended and five tackles in Super Bowl LIII. Third-quarter breakup in the end zone forced L.A. Rams to settle for a field goal.


S 23



PATRICK CHUNG | 5-11 | 215 | OREGON

- Played for New England for 10 of 11 NFL seasons. Spent 2013 with Philadelphia.
- Is one of seven players in NFL history to start at least five Super Bowls.

S 32



DEVIN MCCOURTY | 5-10 | 195 | RUTGERS

- Won the Super Bowl in his first season playing alongside his twin brother Jason since college.
- Returned an interception 84-yards for a touchdown at Buffalo (10/29/18), the first pick-six of his career.

JA'WHAUN BENTLEY | 6-2 | 255

LB 51



- Three-time team captain at Purdue.
- Started two games as a rookie and recorded 14 tackles, an interception, one pass defended and a tackle for loss prior to being placed on injured reserve on 9/26/18.

JONATHAN JONES | 5-10 | 190


CB 31



- Emerged as a key reserve in 2017, notching a career-high eight passes defended.
- Plays a key role on defense and as a special teams contributor.
- Played in all 57 regular-season games during his three-plus year career.

DURON HARMON | 6-1 | 205

S 21



- Ten of his 20 career interceptions have taken place in the fourth quarter with six taking place in the final two minutes (including postseason).
- Has five interceptions in six career regular-season games vs. Steelers.
- Recorded a career-high seven passes defended in 2017.



INDIVIDUAL AND TEAM NOTES



ROBERT KRAFT CHAIRMAN & CEO

Since Robert Kraft purchased the team in 1994, the Patriots have experienced one of the most dramatic turnarounds in the history of sports. In his 26 seasons of ownership, he has transformed one of the league's least successful clubs into what observers view as a model NFL franchise. In the five seasons immediately preceding his purchase (1989-93), the Patriots were a moribund team, winning just 19 of 80 games (.238 pct.), logging the worst record in the NFL over that span. When he bought the franchise on Jan. 21, 1994, Kraft announced his intention to bring a championship to New England, a tall order considering the team's previous success rate. But under Kraft's leadership, the Patriots have won more division titles (18), conference crowns (10) and Super Bowl championships (6) than any other NFL team. Additionally, the Patriots have achieved the most winning seasons (22) and have the fewest losing seasons (2) since Kraft assumed ownership beginning in 1994. Super Bowl LIII was the 10th Super Bowl appearance since Kraft purchased the team, a period during which no other team has appeared in more than four Super Bowls. In Kraft's 25 seasons, the Patriots have qualified for the playoffs 20 times, more than doubling the franchise's accomplishments during its first 34 seasons. With one more victory this season, Kraft will earn his 23rd winning season in 26 years of owning the franchise.



	Pre-Kraft 1960-93	Pre-Kraft 1989-93	Kraft Era 1994-19
Overall Record	225-276-9	19-61	320-136
Winning Pct.	.450	.238	.702
Super Bowl Titles	0	0	6
Conference Titles	1	0	10
Division Titles	3	0	18
Playoff Seasons	6	0	20
Playoff Record	4-6	--	33-14
Home Playoff Games	1	0	26
Home Playoff Record	0-1	--	23-3

WHAT TO WATCH FOR IN 2019

- Kraft entered 2019 with 33 postseason victories, third-most in NFL history for any ownership group. He sits one playoff win behind the Green Bay Packers (34) and three behind Pittsburgh's Rooney family (36) for most postseason wins by an ownership group. The Rooney Family founded the Steelers in 1933, while the Packers were founded in 1919.
- The Patriots have won six Super Bowls under Kraft's ownership, tied with the Pittsburgh Steelers for most Super Bowl championships in NFL history.

DYNASTY VS. DYNASTY

Of all of the great teams throughout the Super Bowl era, the New England Patriots and the San Francisco 49ers have set a standard of extended excellence above all of the others. The 49ers run of success spanned two decades, while New England's streak is still in progress.

49ERS (1981-98)

PATRIOTS (2001-PRESENT)

5Super Bowl Appearances	9
5Super Bowl Titles	6
10 in 18 yearsConference Title Games	13 in 18 years
22-11 (.667)Playoff Record	30-10 (.750)
13Division Titles	16
16Playoff Seasons	16
207-72-1 (.741)Regular Season Record	228-69 (.768)
108Pro Bowl Selections	91
21 in 18 yearsHome Playoff Games	23 in 18 years
13 in 18 yearsFirst-Round Byes	13 in 18 years
4 in 18 yearsPlayoff One-and-Dones	2 in 18 years
122 (1990-99)Most Wins in a Decade	137 (2010-present)

SINCE ROBERT KRAFT PURCHASED THE TEAM IN 1994

TOTAL VICTORIES SINCE 1994 (REGULAR SEASON)

New England Patriots	287
Pittsburgh Steelers	259
Green Bay Packers	257
Indianapolis Colts	240

TOTAL VICTORIES SINCE 1994 (INCL. POSTSEASON)

New England Patriots	320
Pittsburgh Steelers	279
Green Bay Packers	277
Indianapolis Colts	255

MOST HOME VICTORIES SINCE 1994 (INCL. POSTSEASON)

New England Patriots	182
Green Bay Packers	165
Pittsburgh Steelers	159
Denver Broncos	148

WINNING PERCENTAGE SINCE 1994 (INCL. POSTSEASON)

TEAM	W	L	T	Pct.
New England Patriots	320	136	0	.702
Pittsburgh Steelers	279	162	2	.632
Green Bay Packers	277	167	2	.623
Indianapolis Colts	255	185	0	.580

PLAYOFF WINNING PERCENTAGE SINCE 1994

TEAM	W	L	T	Pct.
New England Patriots	33	14	0	.702
Baltimore Ravens	15	9	0	.625
Denver Broncos	14	9	0	.609
Pittsburgh Steelers	20	14	0	.588
New York Giants	10	7	0	.588

SUPER BOWL CHAMPIONSHIPS SINCE 1994

New England Patriots	6
Denver Broncos	3
Baltimore Ravens	2
Green Bay Packers	2
Pittsburgh Steelers	2
N.Y. Giants	2

CONFERENCE CHAMPIONSHIPS SINCE 1994

New England Patriots	10
Pittsburgh Steelers	4
Denver Broncos	4
Los Angeles Rams	3
Green Bay Packers	3
N.Y. Giants	3
Seattle Seahawks	3

DIVISION CHAMPIONSHIPS SINCE 1994

New England Patriots	18
Pittsburgh Steelers	13
Green Bay Packers	12
Indianapolis Colts	10

PLAYOFF VICTORIES SINCE 1994

New England Patriots	33
Pittsburgh Steelers	20
Green Bay Packers	20
BAL/IND/PHI	15

PLAYOFF VICTORIES ALL TIME

Rooney Family, Pittsburgh (1933-present)	36
Green Bay Packers (1919-present)	34
Robert Kraft, New England Patriots (1994-present)	33

PLAYOFF GAMES PLAYED SINCE 1994

New England Patriots	47
Green Bay Packers	36
Pittsburgh Steelers	34
Indianapolis Colts	31

PLAYOFF SEASONS SINCE 1994

New England Patriots	20
Green Bay Packers	18
Indianapolis Colts	17
Pittsburgh Steelers	16



ROBERT KRAFT

CHAIRMAN & CEO

TEN CONFERENCE TITLES

The 2018 AFC Championship marked the 10th conference championship for Robert Kraft as Patriots owner. His 10 crowns are more than any other owner in NFL history in the Super Bowl Era (since 1966).

MOST CONFERENCE CHAMPIONSHIPS BY AN OWNER IN SUPER BOWL ERA

Owner	TEAM	#	SEASONS	SUPER BOWL APPEARANCES
Robert Kraft	New England	10	1996, 2001, 2003, 2004, 2007 2011, 2014, 2016, 2017, 2018	XXXI, XXXVI, XXXVIII, XXXIX, XLII, XLVI, XLIX, LI, LII, LIII
Pat Bowlen	Denver	7	1986, 1987, 1989, 1997, 1998, 2013, 2015	XXI, XXII, XXIV, XXXII, XXXIII, XLVIII, 50
Jack Kent Cooke	Washington	5	1972, 1982, 1983, 1987, 1991	VII, XVII, XVIII, XXII, XXVI
Al Davis	Oakland/L.A. Raiders	5	1967, 1976, 1980, 1983, 2002	II, XI, XV, XVIII, XXXVII
Eddie DeBartolo	San Francisco	5	1981, 1984, 1988, 1989, 1994	XVI, XIX, XXIII, XXIV, XXIX
Clint Murchison	Dallas	5	1970, 1971, 1975, 1977, 1978	V, VI, X, XII, XIII
Packers Stockholders	Green Bay	5	1966, 1967, 1996, 1997, 2010	I, II, XXXI, XXXII, XLV
Joe Robbie	Miami	5	1971, 1972, 1973, 1982, 1984	VI, VII, VIII, XVII, XIX

A WINNING TRADITION

Robert Kraft won his 300th game overall as owner of the New England Patriots against Miami on Sept. 30, 2018. Kraft reached the milestone in his 25th NFL season and in his 432nd game, the fastest an owner has reached the milestone. Al Davis of Oakland accomplished the feat in 495 games (31 seasons) while Pat Bowlen of Denver reached 300 career wins in 501 games (30 seasons).

A WINNING TRADITION

Kraft's winning percentage with the Patriots (.702) since taking over the team in 1994 is the highest among all owners/ownership groups with at least 200 wins (regular and postseason) with one team. He is one of just four owners with at least 200 wins and a winning percentage over .600.

Owner	Team	Years	Winning Pct.
Robert Kraft	Patriots	1994-present	.702
Eddie DeBartolo, Jr.	49ers	1977-1999	.636
Clint Murchison, Jr.	Cowboys	1960-1983	.634
Joe Robbie	Dolphins	1966-1989	.609
Pat Bowlen	Broncos	1984-2018	.596

ALL-TIME POSTSEASON WINS

Robert Kraft has 33 career postseason wins, which are the third-most in NFL history.

OWNERSHIP	YEARS	WINS
The Rooney Family, Pittsburgh (1933-present)	87	36
Green Bay Packers (1919-present)	101	34
Robert Kraft, New England (1994-present)	26	33
The Mara Family, N.Y. Giants (1925-present)	95	24
Eddie DeBartolo, Jr., San Francisco (1977-1999)	23	22
Al Davis, Oakland/Los Angeles (1972-2011)	40	21
Pat Bowlen, Denver (1984-2018)	35	21

KRAFT PASSES OTHER OWNERS

The Patriots have 320 wins overall under Robert Kraft. He has produced more victories than every other Patriots owner combined. Under Kraft, the Patriots are 320-136 overall since he purchased the team in 1994. Kraft's predecessors in the owner's office went 225-276-9 in the 34 years prior to his purchase of the team.

CONTINUITY BREEDS SUCCESS

New England is the first team in NFL history to win six Super Bowls with the same owner (Robert Kraft), head coach (Bill Belichick) and quarterback (Tom Brady).

PATRIOTS IN THE PLAYOFFS

The Patriots have qualified for the playoffs 26 times in their 59-year history. Twenty of those playoff berths have come in the 25 seasons since Robert Kraft purchased the team in 1994, a dramatic contrast to the six total playoff berths the team earned in its first 34 years of existence. The Patriots have won 21 division crowns, including 16 in the last 18 seasons and 18 of which have come since Robert Kraft's purchase in 1994.

PATRIOTS PLAYOFF SEASONS (26)

Year	How Qualified	Seed	Rec.	Result
2018	Division Champions	2	3-0	Super Bowl Champions
2017	Division Champions	1	2-1	AFC Champions
2016	Division Champions	1	3-0	Super Bowl Champions
2015	Division Champions	2	1-1	AFC Championship Game
2014	Division Champions	1	3-0	Super Bowl Champions
2013	Division Champions	2	1-1	AFC Championship Game
2012	Division Champions	2	1-1	AFC Championship Game
2011	Division Champions	1	2-1	AFC Champions
2010	Division Champions	1	0-1	AFC Divisional Round
2009	Division Champions	3	0-1	Wild Card Round
2007	Division Champions	1	2-1	AFC Champions
2006	Division Champions	4	2-1	AFC Championship Game
2005	Division Champions	4	1-1	AFC Divisional Round
2004	Division Champions	2	3-0	Super Bowl Champions
2003	Division Champions	1	3-0	Super Bowl Champions
2001	Division Champions	2	3-0	Super Bowl Champions
1998	Wild Card	6	0-1	Wild Card Round
1997	Division Champions	3	1-1	AFC Divisional Round
1996	Division Champions	2	2-1	AFC Champions
1994	Wild Card	5	0-1	Wild Card Round
1986	Division Champions	3	0-1	AFC Divisional Round
1985	Wild Card	5	3-1	AFC Champions
1982*	16-Team Format	7	0-1	First Round
1978	Division Champions	2	0-1	AFC Divisional Round
1976	Wild Card	4	0-1	AFC Divisional Round
1963	Division Champions	--	1-1	AFL Championship Game

*Strike Year | Bold indicates Kraft era

37-20 Record

A MODEL OF CONSISTENCY

Since Kraft took ownership of the team in 1994, the Patriots have had just three head coaches - Bill Parcells (1994-96), Pete Carroll (1997-99) and current head coach Bill Belichick (2000-present). The only team with fewer head coaches since 1994 is the Pittsburgh Steelers, who have had two: Bill Cowher (1992-2006) and Mike Tomlin (2007-present).

FEWEST HEAD COACHES SINCE 1994

Pittsburgh.....	2
New England.....	3
Baltimore Ravens*.....	3
NFL average.....	6.9

*Since 1996

AFC EAST HEAD COACHES SINCE 1994

New England.....	3
N.Y. Jets.....	9
Buffalo.....	10
Miami.....	12



PATRIOTS WHAT TO WATCH FOR IN 2019

TEAM - WHAT TO WATCH FOR

- The Patriots set an NFL record by reaching eight consecutive conference title games (2011-18).
- The Patriots entered the 2019 season tied with San Francisco with 15 conference championship game appearances, one behind the 16 by Pittsburgh.
- New England entered the 2019 season with 37 postseason victories, the most in NFL history. Pittsburgh is second with 36 playoff wins all-time.
- The Patriots have qualified for the playoffs for 10 straight seasons (2009-18), the most in NFL history. Dallas and Indianapolis are tied for second with nine consecutive seasons with a playoff berth.
- The Patriots extended their NFL record with 10 straight division titles last year (2009-18).
- The Patriots set an NFL record for most consecutive seasons with at least one playoff win with eight straight (2011-18 – 16 total playoff wins). If they qualify for the postseason in 2019, the team will look to extend that streak to nine.
- The New England Patriots have earned seven No. 1 seeds and need one more to tie San Francisco (8) and Denver (8) for the most since playoff seeding began in 1975.
- The Patriots have earned a first-round playoff bye an NFL-best 14 times since the current playoff format was instituted in 1990. Pittsburgh is second with nine byes since 1990. The Patriots are the only team in NFL history with nine straight first-round byes (2010-18).
- The Patriots have won 16 postseason games this decade (2010-present), the most postseason wins in a decade in NFL history.
- The Patriots enter the 2019 season with nine straight home playoff wins, third in NFL history to the 13 by Green Bay (1939-2001) and the 11 by New England (1996-08).
- The Patriots have played in 57 postseason games and need to play in three more postseason games in 2019 to become the third NFL team to play in 60 postseason games, joining Dallas (63) and Pittsburgh (61).
- The Patriots entered the 2019 season tied with Dallas with 33 winning seasons, second all-time behind the 36 winning seasons by Pittsburgh.
- The Patriots have posted a winning record for 18 straight seasons (2001-18), the most since the 1970 merger and the second-most all-time, behind Dallas with 20 straight winning seasons (1966-85), and look to add to that number in 2019.
- The Patriots have won at least 10 games for 16 consecutive seasons (2003-18), tying San Francisco (1983-98) for the most consecutive seasons with at least 10 victories and need one more in 2019 to set a new NFL mark.
- The Patriots (2010-18) entered 2019 with an NFL record nine consecutive seasons with at least 11 wins. Indianapolis is second with seven (2003-09).
- The Patriots are tied with Dallas with a dozen 12-win seasons since 1970 and need one more to tie San Francisco for the most with 13 12-win seasons.

TEAM - WHAT TO WATCH FOR (CONT.)

- New England has won 13 games in a single season seven times in franchise history. Only San Francisco has more 13-win seasons with nine.
- The Patriots have won 14 or more games in a season five times, most in NFL history. San Francisco is second with four 14-win seasons.
- New England has 27 undefeated months since 2000, most in the NFL over that span. Indianapolis is second with 17 undefeated months during that time.
- The Patriots have 137 wins in this decade (regular season and playoffs combined), the most wins in a decade in NFL history, and look to add to that number.
- New England has 17 straight home regular-season wins, the third longest home streak in team history to the 20 (2008-11) and 18 (2002-05).
- The Patriots finished the 2018 season with 436 points and have reached 400 or more points in 12 straight seasons (2007-18), extending their NFL record. The San Diego Chargers previously held the record by scoring at least 400 points in eight straight seasons from 2004-11. The New Orleans Saints have the second-longest active streak after scoring 400 points for the eighth straight season in 2018.

2019 ACCOMPLISHMENTS

- The Patriots won their 116th regular-season game this decade (2010-present) vs. N.Y. Jets on Sept. 22, 2019, moving out of a tie with Indianapolis (2000-09) for the most regular-season wins in a decade.
- The Patriots have achieved 19 straight seasons with a record of .500 or better, second all-time behind the 21 seasons by Dallas (1965-85) after improving to 8-0 with the win vs. Cleveland on Oct. 27, 2019.
- CB Stephon Gilmore was named AFC Defensive Player of the Month for October for his performance in helping lead the team to a 4-0 record. Gilmore had 11 tackles, seven passes defended and two interceptions as part of a defense that held its opponents to just three touchdowns for the entire month. He had a career-high five passes defended and one interception in the 35-14 win over the New York Giants on Oct. 10.
- DB Devin McCourty was named AFC Defensive Player of the Month for September after he intercepted a pass in each of the first four games of the season, tying a team record for most consecutive games with an interception. McCourty became the first player in the NFL to record an interception in each of his team's first four games of the season since Minnesota's Brian Russell in 2003 and the first Patriots player ever to achieve the feat.
- LB Kyle Van Noy was named AFC Defensive Player of the Week following a Week 4 win at Buffalo. Van Noy led the team with eight tackles, two sacks, three quarterback hits and two forced fumbles. Late in the game with the Patriots holding a 16-10 lead and the Buffalo offense at the New England 39-yard line, Van Noy hit Buffalo QB Matt Barkley, forcing a pass that was intercepted by LB Jamie Collins to secure the victory.
- P Jake Bailey was named AFC Special Teams Player of the Week after a Week 3 win over the Jets. Bailey landed five of his seven punts inside the Jets 20-yard line. His punts pinned the New York Jets deep in their own territory, forcing the Jets to start drives at their own 12, 10, 8, 8 and 1-yard line. The Jets gained just 105 total net yards.

PATRIOTS TEAM NOTES

PATRIOTS 2019 CAPTAINS

The New England Patriots 2019 team captains were elected by their teammates:



OFFENSE

- C David Andrews, QB Tom Brady & RB James White

DEFENSE

- LB Dont'a Hightower, DB Devin McCourty & LB Elandon Roberts

SPECIAL TEAMS

- Matthew Slater

Brady was chosen as a captain for the 18th consecutive season. McCourty and Slater are captains for the ninth time, while Andrews was elected for the third straight year. White is a captain for the second straight season and Roberts is a first-time captain. Hightower is a third-time team captain.

DECADES OF DOMINANCE

The Patriots record of 263-90 (.745) since Bill Belichick became head coach in 2000 is the best in the NFL over that span. Only four NFL teams have posted a winning percentage of .600 or better. The Patriots are the only team over .700.

BEST RECORDS SINCE 2000 (INCLUDING POSTSEASON)

Team	W	L	T	Pct.
New England	263	90	0	.745
Pittsburgh	217	119	2	.645
Indianapolis	208	131	0	.614
Green Bay	204	132	2	.607
Philadelphia	200	137	1	.593
Baltimore	198	139	0	.588
Seattle	192	145	1	.570
New Orleans	186	143	0	.565
Denver	185	143	0	.564

DECADES OF DOMINANCE

The Patriots now have 121 regular-season wins and 16 postseason wins so far in this decade (2010-present) for 137 total wins, the most ever in a single decade.

TEAMS OF THE DECADES

Team	Years	Reg. Season	Postseason	Total
New England	2010-present	121-32 (.791)	16-6 (.727)	137-38 (.783)
New England	2000-09	112-48 (.700)	14-4 (.778)	126-52 (.708)
Indianapolis	2000-09	115-45 (.719)	9-8 (.529)	124-53 (.701)
San Francisco	1990-99	113-47 (.706)	9-7 (.563)	122-54 (.693)

REGULAR-SEASON SUCCESS

The Indianapolis Colts set the NFL mark for most regular-season wins in a decade with 115 from 2000-09. The Patriots earned their 116th regular-season win this decade in the victory over the N.Y. Jets (09/22/19), moving past the Colts and now have 121 regular-season wins this decade.

AFC EAST SUPREMACY

The New England Patriots own a 90-24 (.789) record in regular-season AFC East games since the beginning of the 2001 season, compiling the best intra-division record of any team in the NFL.

NFL'S TOP DIVISIONAL RECORDS SINCE 2001

Team	W	L	T	Pct.
New England	90	24	0	.789
Pittsburgh	80	33	1	.706
Indianapolis	78	34	0	.696
Green Bay	75	36	2	.673

AFC EAST DIVISIONAL RECORDS SINCE 2001

Team	W	L	T	Pct.	Div. Titles	Years
New England	90	24	0	.789	16	2001, 03-07, 09-18
Miami	48	65	0	.425	1	2008
N.Y. Jets	48	66	0	.421	1	2002
Buffalo	42	71	0	.372	0	---

The New England Patriots have won 15 division titles and have 15 playoff berths since realignment in 2002, most in the NFL.

MOST DIVISION TITLES SINCE 2002 REALIGNMENT

Team	Division Titles	Playoff Berths
New England	15	15
Green Bay	9	12
Indianapolis	9	13
Pittsburgh	8	11
Seattle	8	12
Philadelphia	7	10

MOST DIVISION TITLES IN A DECADE

The New England Patriots have won nine division titles this decade, the most ever by a team in a single decade. The Patriots have also won 10 straight division crowns overall, a mark currently leading the league.

MOST DIVISION TITLES IN A DECADE

Team	Decade	Division Titles
New England	2010-present	9
Minnesota	1970-79	8
New England	2000-09	7
San Francisco	1980-89	7
Dallas	1970-79	7
L.A. Rams	1970-79	7
Pittsburgh	1970-79	7
Cleveland	1950-58	7

CURRENT CONSECUTIVE DIVISION TITLES

Team	Division	Consec. Titles
New England	AFC East	10
Kansas City	AFC West	3
L.A. Rams	NFC West	2
New Orleans	NFC South	2

ALL-TIME WINNING SEASONS

The Patriots have 33 seasons in which the team has finished above .500 since the 1970 merger, second only to the Pittsburgh Steelers (36). New England also leads the NFL with 18 consecutive winning seasons since 2001.

MOST WINNING SEASONS SINCE THE 1970 MERGER

Team	Seasons
Pittsburgh	36
New England.....	33
Dallas.....	33
Miami.....	30
Minnesota.....	30
Denver.....	29

MOST SEASONS OF 9+ WINS SINCE 2001

Team	Seasons
New England.....	18
Pittsburgh	14
Indianapolis.....	13
Seattle	13
Green Bay	12
Philadelphia	12

MOST CONSECUTIVE WINNING SEASONS (ACTIVE)

Team	Seasons
New England.....	18
Seattle	7
Kansas City.....	6
Pittsburgh	5

NINE STRAIGHT 11-WIN SEASONS

The Patriots have won 11 games 20 times in team history, including a current streak and NFL-record nine consecutive years dating back to 2010. The Patriots have had 11 or more wins 16 times in Robert Kraft's 25 seasons of ownership after having only four 11-win seasons prior to Kraft purchasing the team (1976, 78, 85 & 86).

MOST 11-WIN SEASONS SINCE 1970 MERGER

Team	11+ Win Seasons
New England.....	20
Dallas.....	17
Pittsburgh	17
Denver	15
San Francisco.....	15

MOST CONSECUTIVE 11-WIN SEASONS

Team	Years	Consec. Seasons w/11+ Wins
New England	2010-18	9
Indianapolis.....	2003-09	7
Dallas.....	1976-81	6
San Francisco.....	1994-98	5

BETTER THAN AVERAGE

The Patriots are the only NFL team to finish with a record of .500 or better in each of the last 19 years (2001-19). Each of the other 31 NFL teams has had at least one losing season since 2001. The Patriots have the second-longest streak at .500 or better, behind the Dallas Cowboys (1965-85) streak of 21 straight years.

MOST CONSECUTIVE SEASONS WITH A .500 OR BETTER RECORD

Team	Seasons	Consecutive Seasons
Dallas	1965-85	21
New England	2001-present	19
Cleveland.....	1957-73	17

FLOATING ABOVE .500

Since 2001, the New England Patriots have held a record below .500 for only 12 weeks, fewest in the NFL over that span.

FEWEST WEEKS UNDER .500 SINCE 2001

Team	Weeks Under .500
New England.....	12
Pittsburgh	65
Baltimore	67
Denver	68
Green Bay	70

ROAD WARRIORS I

The Patriots ran a 14-game road win streak that started with a victory in the 2016 season opener at Arizona and ended with a loss at Miami on Dec. 11, 2017. The 14-game road win streak is a team record, breaking the old mark of 12 straight road wins from 2006-08. The 14-game streak is second in NFL history to the 18-game road win streak by the San Francisco 49ers (1988-90).

ROAD WARRIORS II

Since the start of the 1994 season when Robert Kraft purchased the team, the Patriots have the best regular-season road record in the NFL. New England has finished undefeated on the road twice (2007 and 2016).

BEST ROAD RECORDS SINCE 1994

Team	W	L	T	Pct
New England	128	77	0	.624
Pittsburgh	113	89	1	.559
Indianapolis	105	99	0	.515
Philadelphia	103	100	2	.507
Green Bay	103	101	0	.505

WINNING THE CLOSE ONES

Since 2001, the New England Patriots own the NFL's best record (including postseason) in games decided by three points or fewer. The Patriots are the only team with a winning percentage at .700 in those games. New England is 7-2 in those close games in the playoffs. The only defeats are a 17-14 loss to the N.Y. Giants in Super Bowl XLIII and a 20-18 loss in the 2015 AFC Championship Game at Denver.

BEST RECORD IN GAMES DECIDED BY 3 POINTS OR FEWER (SINCE 2001; INCLUDING PLAYOFFS)

Team	W	L	T	Win Pct
New England	42	18	0	.700
Indianapolis	49	25	0	.662
Seattle	45	33	1	.576
Denver	40	32	0	.556
Oakland	38	31	0	.551
N.J. Jets	34	28	0	.548

GREAT WHEN IT'S LATE

Since Robert Kraft purchased the franchise in 1994, the New England Patriots own the NFL's best record from December through the end of the regular season. The Patriots are 34-4 in the month of December at Gillette Stadium.

MOST WINS FROM DECEMBER ON SINCE 1994 (REGULAR SEASON ONLY)

Team	W	L	T	Pct.
New England	86	28	0	.754
Green Bay	82	33	0	.713
Pittsburgh	77	38	0	.670



PATRIOTS TEAM NOTES

FIRST AFL TEAM TO REACH 500

The Patriots have the most overall wins among the original eight AFL teams.

OVERALL VICTORY TOTAL OF ORIGINAL AFL TEAMS (INCLUDING PLAYOFFS)

Team	W	L	T
New England	545	412	9
Denver	502	439	10
Oakland	496	446	11
Kansas City	485	442	12
SD/L.A. Chargers	463	466	11
Tennessee	451	488	6
Buffalo	435	496	8
N.Y. Jets	415	511	8

TOP 3 IN WINS SINCE 1960

Since the Patriots entered the NFL in 1960, they have the third-best record in the NFL.

BEST RECORD IN THE NFL SINCE 1960 (INCLUDING PLAYOFFS)

Team	W	L	T
Pittsburgh Steelers	553	404	10
Dallas Cowboys	552	412	6
New England Patriots	545	412	9
Green Bay Packers	534	410	15

500TH REGULAR-SEASON VICTORY

The 2018 regular-season finale victory over the Jets marked New England's 500th regular-season win since it began play in 1960, the most wins by an AFL franchise. Of the 14 other NFL teams that have 500 or more regular-season wins, New England trails only San Francisco (540 - founded 1950), the Colts (521 - founded 1953) and the Cowboys (517 - founded 1960) for most regular-season wins by clubs that were founded in 1950 or later.

NFL'S BEST AT HOME

Since Gillette Stadium opened in 2002, the Patriots own the NFL's best overall record at home. The Patriots hold an overall record of 119-21 (.850) at home in regular-season games and a 138-24 (.852) record including playoffs. The Patriots are an NFL-best 182-48 at home since 1994, when Robert Kraft purchased the team.

BEST HOME RECORDS SINCE 2002 (INCLUDING PLAYOFFS)

Team	W	L	T	Pct
New England	138	24	0	.852
Seattle	108	44	0	.711
Pittsburgh	108	44	1	.709
Indianapolis	106	46	0	.697
Baltimore	104	41	0	.717
Green Bay	103	46	2	.689
Denver	96	54	0	.640
Minnesota	94	50	0	.653
Philadelphia	93	58	0	.616

UNBLEMISHED RECORD AT HOME

The Patriots finished with a perfect 8-0 regular-season record at Gillette Stadium for the seventh time in team history in 2018 (2003-04, 07, 09-10, 13 and 18). The Patriots were the only team in 2018 that finished perfect at home and now have the most unbeaten and untied seasons since 1970. Minnesota is second with six.

INTER-CONFERENCE RECORD

The New England Patriots own a 56-14 (.800) record vs. NFC teams since realignment in 2002, the best inter-conference record in the NFL during that time.

NFL'S BEST INTER-CONFERENCE RECORD SINCE 2002

Team	W	L	T	Pct.
New England	56	14	0	.800
Pittsburgh	47	23	1	.669
Indianapolis	44	25	0	.638
Tennessee	42	29	0	.592

BOUNCE BACK PATS

Since 2003, the Patriots are 44-8 (.846) in regular-season games following a loss. They have dropped back-to-back regular-season games in 2006, 2009, 2011, 2012, 2015 (twice) and 2018 (twice). As a starter in his career, Tom Brady is 46-12 in games following a loss.

UNDEFEATED MONTHS

The Patriots have 27 undefeated months since 2000. It is the most undefeated months in the NFL over that span. Indianapolis is second with 17 undefeated months during that time.

PATRIOTS UNDEFEATED MONTHS SINCE THE 2000 SEASON (EXCLUDING JANUARY)

2001	December
2003	October, November, December
2004	September, November
2005	December
2006	October
2007	September, October, November, December
2008	December
2010	October, December
2011	December
2012	November
2013	September
2014	October
2015	September, October
2016	September, December
2017	November
2018	October
2019	September, October

MODEL OF CONSISTENCY

The New England Patriots have had only one head coach since 2000, showing a level of stability unparalleled in the AFC East.

HEAD COACHES IN AFC EAST SINCE 2000

Team	Head Coaches
New England	1
N.Y. Jets	6
Buffalo	10
Miami	10



PATRIOTS TEAM NOTES

BOOMERANG PATRIOTS

RB Brandon Bolden, S Patrick Chung, LB Jamie Collins and TE Ben Watson have all toured several different NFL franchises before linking back up in Foxborough for the 2019 campaign.

Player	First NFL Team	Other NFL Team(s)
Brandon Bolden	New England Patriots (2012 Rookie Free Agent)	Miami (2018)
Patrick Chung	New England Patriots (2009, Drafted No. 34)	Philadelphia (2013)
Jamie Collins Sr.	New England Patriots (2013, Drafted No. 52)	Cleveland (2016-18)
Ben Watson	New England Patriots (2004, Drafted No. 32)	Cleveland (2010-12) New Orleans (2013-15, 2018) Baltimore (2016-17)

POSITIVE POINT DIFFERENTIAL

The Patriots enter this week with a +172 point differential, tied for the second highest in NFL history through the first nine games. The 2007 Patriots set the NFL record after finishing that season with a +315 scoring differential.

LARGEST POINT DIFFERENTIAL SUPER BOWL ERA (SINCE 1966)

Season	Team	Own	Opp	Diff
2007	New England Patriots	589	274	+315
1999	St. Louis Rams	526	242	+284
1991	Washington Redskins	485	224	+261

LARGEST POINT DIFFERENTIAL THROUGH NINE GAMES SUPER BOWL ERA (SINCE 1966)

Season	Team	Own	Opp	Diff
2007	New England Patriots	355	147	+208
2019	New England Patriots	270	98	+172
1999	St. Louis Rams	300	128	+172
1991	Washington Redskins	264	108	+156
2006	Chicago Bears	272	120	+152

OFFENSE

BALL SECURITY PAYS OFF

Since 2001, the Patriots are an NFL-best 137-23 when not throwing an interception.

ZERO INT GAMES

Team	Games with No Ints	W-L-T	Win Pct.
New England	160	137-23-0	.856
Kansas City	145	96-49-0	.662
Green Bay	142	114-26-2	.810
Seattle	141	103-37-1	.734
Jacksonville	135	80-55-0	.593

PROTECTING THE BALL

Since 2008, the Patriots lead the NFL with 75 regular-season games without turning the ball over. The Patriots are 66-9 in those games.

ZERO TURNOVER GAMES (SINCE 2008)

New England	75
Green Bay	69
Kansas City	63
Seattle	56
San Francisco	54

ON PACE WITH THE GREATS

The Patriots are on pace to finish the season with 480 points. New England has scored 500 points in a season four times (2007- 589, 2010 (518), 2011 (557) and 2012 (557), tied with the Rams for the most 500-point seasons in league history.

SINGLE-SEASON TEAM SCORING RECORD

Team	Season	Points
Denver	2013	606
Patriots	2007	589
Kansas City	2018	565

400-POINT SEASONS

The Patriots extended their NFL record to 12 straight seasons with at least 400 total points (2007-18) after finishing fourth in the NFL in 2018 with 436 total points. The Chargers previously held the record by scoring at least 400 points in eight consecutive seasons from 2004-11. New Orleans has a current streak of eight straight seasons with 400 points.

RUSH TO VICTORY

Since 2000, New England is 51-1 in the regular season when a Patriot eclipses 100 yards rushing. The only loss during the Bill Belichick era came at Miami on Dec. 20, 2004, when Corey Dillon rushed for 121 yards on 26 carries and the Patriots fell 29-28 to the Dolphins. Since then, New England is 38-0 with a 100-yard rusher. In 2018, RB Sony Michel had four 100-yard games and New England went 4-0 in those contests.

DEFENSE/SPECIAL TEAMS

STACKING A DOMINANT DEFENSIVE SEASON

The 2019 Patriots are currently on pace to allow 174 points (10.9 points per game), generate 48 turnovers, 34 interceptions, a +30 turnover margin and finish with 57 sacks. The 2000 Baltimore Ravens allowed 165 points, the 1984 Seattle Seahawks produced 63 takeaways, the 1986 San Francisco 49ers had 39 interceptions, the 1983 Redskins finished with a +43 turnover margin and the 1984 Chicago Bears had 72 sacks - all NFL records in their respective categories since the 1970 AFL/NFL merger. New England has allowed 98 points, has 27 takeaways (19 interceptions, 8 fumble recoveries) and 32 sacks through nine games.

***STATS BELOW SINCE 1970 AFL/NFL MERGER**

NFL SINGLE-SEASON TEAM SCORING RECORD

Team	Season	Total Pts Allowed	Pts/9 Games
Baltimore	2000	165 (10.3/gm)	98
Chicago	1986	187 (11.7/gm)	117
Tennessee	2000	191 (11.9/gm)	125
Pittsburgh	1978	195 (12.2/gm)	125
Tampa Bay	2002	196 (12.3/gm)	109
Denver	1978	198 (12.4/gm)	110
Chicago	1985	198 (12.4/gm)	124

***Patriots have allowed 98 points (10.9/ppg) through nine games**

NFL SINGLE-SEASON TEAM TAKEAWAY RECORD

Team	Season	Total Takeaways	Takeaways/9 Games
Seattle	1984	63	38
Washington	1983	61	29
Philadelphia	1989	56	34
Pittsburgh	1973	55	34
Denver	1984	55	40

***Patriots have 27 takeaways through nine games**

NFL SINGLE-SEASON TEAM INTERCEPTION RECORD

Team	Season	Total INTs	INTs through 9 Games
San Francisco	1986	39	23
Seattle	1984	38	20
Pittsburgh	1973	37	25
Dallas	1981	37	23
Minnesota	1988	36	21

***Patriots have 19 interceptions through nine games**



PATRIOTS TEAM NOTES

NFL SINGLE-SEASON TEAM TURNOVER MARGIN RECORD

Team	Season	Turnover Margin	TO Margin/9 Games
Washington	1983	+43	+22
New England	2010	+28	+6
San Francisco	2011	+28	+13
Kansas City	1990	+26	+13
New England	2012	+25	+16
N.Y. Giants	1997	+25	+9

*Patriots have a +17 margin through nine games

NFL SINGLE-SEASON TEAM SACK RECORD

Team	Season	Total Sacks	Sacks/9 Games
Chicago	1984	72	38
Minnesota	1989	71	43
Chicago	1987	70	45
NY Giants	1985	68	40

*Patriots have 32 sacks through nine games

- The Patriots' fewest points allowed in a 16-game season is 237 in 2006, an average of 14.8 points per game.
- The Patriots' record for takeaways in a season is 41 in 2003 (29 interceptions and 12 fumble recoveries).
- The 1964 Patriots set the club record with 31 interceptions in a 14-game season. The team record for interceptions in a 16-game season is 29, set by the 2003 Patriots.
- The Patriots' highest turnover margin was +28 in 2010.
- The Patriots' record for most sacks in a season is 66 in 1963 and the team record for most sacks in a 16-game season is 57 in 1979. The most sacks for a Patriots team under Bill Belichick is 49 in 2015.

SIX NON-OFFENSIVE TDS

The Patriots now have six non-offensive touchdowns in 2019. They returned two blocked punts for touchdowns, two interceptions for touchdowns and two fumbles for touchdowns. The Patriots' record for most non-offensive touchdowns in a season is nine in 2010 and 1961.

Sept. 15 at Miami:

54-yard interception return for a touchdown by CB Stephon Gilmore
69-yard interception return for a touchdown by LB Jamie Collins Sr.

Sept. 29 at Buffalo:

11-yard return of a blocked punt by WR Matthew Slater

Oct. 10 vs. N.Y. Giants:

6-yard return of a blocked punt by DL Chase Winovich
22-yard fumble return for a touchdown by LB Kyle Van Noy

Oct. 27 vs. Cleveland:

26-yard fumble return for a touchdown by LB Dont'a Hightower

THIRD-DOWN DOMINANCE

The Patriots' defense has held teams to just 20-of-106 (18.9 pct.) on third down so far in 2019. The fewest third downs allowed in a 16 game season is 49 by the 1991 Saints.

DRIVE DENIAL

The Patriots' defense has been on the field for 115 drives this season.

53	Punts
20	End of half/game/Downs
19	Interceptions
8	Touchdowns
7	Fumbles
5	Field Goals
2	Blocked punts
1	Missed Field Goal

DEFENSE TRAVELS

With road shutouts in Week 2 at Miami (43-0) and Week 7 at the NY Jets (30-0), the Patriots have two road shutout wins of at least 30 points in 2019. New England is the second team in NFL history to blank an opponent on the road by at least 30 points on multiple occasions in a single season. Only the 1942 Chicago Bears can claim that distinction over a full year.

STIFLING DEFENSE

In a win over the Jets on Sept. 22, 2019, the Patriots' defense held the Jets to just six first downs and 105 total yards of offense. It marked the fourth-fewest yards the Patriots have ever allowed in a game.

FEWEST NET YARDS ALLOWED IN A SINGLE GAME

65vs. Seattle, Dec. 4, 1988
86vs. Baltimore, Oct. 23, 1977
88vs. Miami, Oct. 12, 1980
105vs. N.Y. Jets, Sept. 22, 2019
112vs. Houston, Dec. 18, 1965

DEFENSE LOCKS DOWN END ZONE

The Patriots' defense did not allow a touchdown in the first three games of the season, becoming the first team to not allow a passing or rushing touchdown in each of their first three games of a season in the Super Bowl era.

ZERO FIRST-HALF POINTS IN FIVE STRAIGHT GAMES

The Patriots did not allow a first-half point in five straight games, between the 2018 AFC Championship Game and Week 3 of the 2019 season, the first team to achieve that feat in the Super Bowl era. New England's previous best was a three-game stretch with no first-half points allowed in 1977.

FORCING THE ISSUE

The Patriots lead the NFL with a plus-221 turnover margin since 1994.

NFL TURNOVER MARGIN SINCE 1994

New England+221
Kansas City+149
Green Bay+106

DEFENSE DOMINATES AGAIN

The 2019 Patriots are averaging 10.9 points allowed per game so far this season, best in the NFL. Since 2001, the Patriots have recorded 12 seasons of 20.0 points allowed or fewer, the most in the NFL during that span.

SEASONS ALLOWING 20 POINTS PER GAME OR FEWER SINCE 2001

Team	Seasons	Years
New England122001, 03-04, 06-10, 14-17
Baltimore122001, 03-06, 08-11, 14, 17-18
Pittsburgh112001, 04-08, 10-12, 15, 17
Miami82001-03, 05-06, 08, 11-12
Seattle82005, 07, 11-16
Jacksonville82001-02, 04-07, 17-18

MOST SAFETIES SINCE 2015

New England7
L.A. Rams6
Indianapolis5
Arizona4
Detroit4
Pittsburgh4

MOST BLOCKED KICKS SINCE 2014

Philadelphia17
New England16 (8 FGs, 2 XPs & 6 Punts)
Miami15
Denver14
Baltimore13



PATRIOTS HOME DOMINANCE



REGULAR-SEASON HOME RECORD SINCE 2002

Team	W	L	T	Pct.
New England	119	21	0	.850
Baltimore	102	38	0	.729
Pittsburgh	101	40	1	.715
Green Bay	99	41	2	.704
Indianapolis	98	43	0	.695

HOME PLAYOFF RECORD SINCE 2002

Team	W	L	Pct.
Seattle	10	1	.909
New England	19	3	.864
Indianapolis	8	3	.727
Denver	6	3	.667
Pittsburgh	7	4	.636

HOME RECORD SINCE 2002 (INCLUDING PLAYOFFS)

Team	W	L	T	Pct.
New England	138	24	0	.852
Baltimore	104	41	0	.717
Seattle	108	43	0	.715
Pittsburgh	108	44	1	.709
Indianapolis	106	46	0	.697

HOME RECORD AFTER HALLOWEEN SINCE 2002 (INCLUDING PLAYOFFS)

Team	W	L	T	Pct.
New England	78	17	0	.821
Baltimore	63	23	0	.733
Indianapolis	66	25	0	.725
Pittsburgh	64	25	1	.717
Seattle	66	28	0	.702

HOME RECORD VS. NFC SINCE 2002

Team	W	L	T	Pct.
New England	28	7	0	.800
Pittsburgh	28	7	1	.792
Baltimore	26	8	0	.765
Kansas City	25	11	0	.694
Denver	24	11	0	.686

HOME RECORD VS. DIVISIONAL OPPONENTS SINCE 2002

Team	W	L	T	Pct.
New England	45	7	0	.865
Indianapolis	41	10	0	.804
Pittsburgh	39	14	0	.736
Seattle	37	15	0	.712
Green Bay	36	14	2	.712

POINT DIFFERENTIAL AT HOME SINCE 2002 (INCLUDING PLAYOFFS)

Team	Point Differential
New England	1,880
Green Bay	1,088
Baltimore	1,063
Seattle	1,056
Pittsburgh	1,058

POINTS ALLOWED PER GAME AT HOME SINCE 2002 (INCLUDING PLAYOFFS)

Team	Point Average
Baltimore	17.0
New England	17.6
Seattle	18.7
Pittsburgh	19.0
Philadelphia	19.5

POINTS SCORED PER GAME AT HOME SINCE 2002 (INCLUDING PLAYOFFS)

Team	Point Average
New England	28.8
New Orleans	27.8
Green Bay	26.7
Pittsburgh	26.0
Seattle	25.6



INSIDE THE NUMBERS

TEAM

0

The Patriots are the first team to not allow a passing TD or a rushing TD in each of the first three games of a season in the Super Bowl era.

0

The Patriots held the NY Jets to 0 third-down conversions on 12 attempts in the win on Sept. 22, 2019.

2

The Patriots returned two interceptions for touchdowns in the win at Miami (9/15/19), the 10th time they have done that in a game.

4

The 2019 Patriots defense has scored four touchdowns in 2019.

10

New England is the only team that has made the playoffs in each of the last 10 seasons (2009-18).

12

Since 2001, the Patriots have the fewest weeks with a losing record in the NFL with 12 weeks. Pittsburgh is next with 65 weeks.

16

The Patriots have had a rookie free agent make the 53-man opening-day roster for 16 straight seasons, the third-longest streak behind the Chargers (23) and Colts (21).

16

Tom Brady has thrown at least 10 touchdown passes to 16 different players, second to the 18 different players by Brett Favre.

17

The Patriots have won 17 straight regular-season games at home.

19

The Patriots have gone 19 straight seasons without being swept in a series by a division opponent after beating each of the AFC East teams in 2019, extending the longest such streak since the 1970 NFL merger.

20

RB James White has 20 touchdown receptions since 2015, the most among all running backs during that span, and became only the 16th running back to reach 20 touchdown receptions since the 1970 NFL merger.

42-0

The Patriots are 42-0 at home against AFC teams when Tom Brady and Julian Edelman are in the lineup together.

98-1

The Patriots are 98-1 all-time at Gillette Stadium when leading at halftime in the regular season.

562

Julian Edelman is second in team history with 562 receptions behind the 672 by Wes Welker.

ROBERT KRAFT

6

The number of Super Bowl championships the Patriots have won since Robert Kraft purchased the team in 1994. That mark is highest in the NFL over that span.

10

The number of conference championships the Patriots have won since Robert Kraft purchased the team in 1994, the NFL record for most conference championships as an owner.

18

The number of division championships won by the Patriots since Kraft purchased the team in 1994.

20

The number of playoff seasons earned by the Patriots in the 25 seasons since Robert Kraft purchased the team.

ROBERT KRAFT

47

The number of playoff games the Patriots have appeared in since 1994, the most in the NFL. Green Bay has the second most with 36.

280

The number of consecutive home games that have been sold out, including all playoff and preseason games, dating back to the 1994 season opener.

320

The number of games the Patriots have won since Robert Kraft purchased the franchise in 1994. Prior to Kraft's ownership, the team had won 225 total games in its entire 34-year history from 1960-93.

TOM BRADY

6

Brady is the only QB with six Super Bowl wins and surpassed Hall of Fame DL Charles Haley (5) as the only other NFL player with six Super Bowl wins.

6

Brady joins Herb Adderly (GB/DAL), Fuzzy Thurston (Green Bay) and Forrest Gregg (GB/DAL) as the only NFL players with six titles.

9

Brady won his ninth conference title in 2018, an NFL record. He passed DL Mike Lodish for the most Super Bowls played with his seventh in Super Bowl LI. Lodish played in six (four with Buffalo and two with Denver).

13

Brady played in his 13th conference championship game in 2018, the most in NFL history. Gene Upshaw and George Blanda with 10 each are tied for second-most conference championship game appearances.

16

Brady set a Super Bowl record with 16 straight pass completions in Super Bowl XLVI vs. the New York Giants.

19

The longest streak of consecutive pass completions by Brady in a regular-season game (Sept. 10, 2015 vs. Pittsburgh), a team record.

32

Brady has guided New England to 32 wins since his 40th birthday, an NFL record for most wins by a QB after turning 40.

90.0

The percent of quarterback keepers converted by Brady (117-of-130) for first downs (89-of-98 on third-and-2 or less and 28-of-32 on fourth-and-2 or less).

245

Brady has the most overall wins of any NFL player with 245.

505

Brady set a Super Bowl record with 505 passing yards in Super Bowl LII, breaking the record of 466 yards he set the previous year in Super Bowl LI.

4,577

Brady led the NFL in 2017 with 4,577 yards passing at age 40 to become the oldest player to lead the NFL. The previous oldest player to lead the league in passing yards was Fran Tarkenton with 3,468 yards in 1978 at age 38 with Minnesota.

BILL BELICHICK

3

Bill Belichick (300 wins) is in third place on the NFL wins list.

4

Bill Belichick is the first coach to lead his team to four 500-point seasons (2007, 10-12).

5

The number of 14-win seasons by Bill Belichick, the most among all NFL coaches.

6

Bill Belichick has won six Super Bowls as a head coach, the most Super Bowl wins by a head coach in NFL history.

12

Super Bowl LIII was Belichick's 12th Super Bowl overall, including nine as a head coach and three as an assistant coach.



BILL BELICHICK NEWS & NOTES

Bill Belichick is the only head coach in NFL history to win six Super Bowl titles. He won more regular-season games (123) and more games overall (136) during a 10-year stretch (2002-11) than any other coach in NFL history. In 2007, Belichick led the Patriots to the fourth undefeated and untied regular season in NFL history and the first since the NFL established a 16-game schedule in 1978. His 45 consecutive years as an NFL coach are tied for first in NFL history with the 45 by Dick LeBeau. The only other NFL coach with at least 40 consecutive NFL coaching seasons is Tom Moore with 41.



25TH SEASON AS HEAD COACH 45TH NFL SEASON

Overall Record: 300-135 (.690)

Regular Season: 269-124 (.684)

Postseason: 31-11 (.738)

With Patriots overall (2000-19): 263-90 (.745)

Super Bowl Titles: 8 (86, 90, 01, 03, 04, 14, 16, 18)

Conf. Titles: 12 (86, 90, 96, 01, 03, 04, 07, 11, 14, 16, 17, 18)

Division Titles: 23 (75, 78, 86, 89, 90, 96, 98, 01, 03, 04, 05, 06, 07, 09, 10, 11, 12, 13, 14, 15, 16, 17, 18)

WHAT TO WATCH FOR IN 2019

- Bill Belichick has an NFL-best six Super Bowl championships as a head coach and joined George Halas and Curly Lambeau as the only NFL coaches with six championships since the league began postseason play in 1933.
- Belichick seeks back-to-back championships for a second time in his career (2003-04) – a feat so rare it has been achieved by only two other coaches in history. Chuck Noll did it with the Pittsburgh Steelers in the 1970s (1974-75, 1978-79), and Vince Lombardi did it with the Green Bay Packers in the 1960s (1961-62, 1966-67).
- Belichick is third all-time with 269 career regular-season wins, behind Don Shula (328) and George Halas (318).
- Belichick has led New England to three straight Super Bowl berths, tied with Don Shula (1971-73) for the second most in NFL history. Marv Levy led Buffalo to four straight Super Bowl appearances (1990-93). Since postseason play began in 1933, George Halas led Chicago to four straight championship berths (1940-43) and Paul Brown led Cleveland to six straight championship appearances (1950-55).
- Belichick's 16 division titles are the most in NFL history. Don Shula and Tom Landry are second with 13 division crowns.
- Belichick can extend his NFL record with an 11th consecutive division title. Four other coaches are tied for second with six straight division titles.
- Belichick enters 2019 with 18 straight winning seasons, second most behind Tom Landry with 20 (1966-85).
- Belichick has 16 consecutive 10-win seasons, an NFL record. George Seifert is second with eight (1989-96).
- Belichick owns the NFL record with 16 11-win seasons. Don Shula is second with 13.
- Belichick holds the NFL record with 12 12-win seasons. Don Shula is second with eight.
- Belichick is the only head coach in NFL history with seven seasons of 13-plus wins. George Seifert is second with four 13-win seasons.

WHAT TO WATCH FOR IN 2019 (CONT.)

- Belichick has five 14-win seasons, most in NFL history. George Seifert is second with three 14-win seasons.
- Belichick has led his teams to 17 postseason berths as a head coach, third all-time, behind the 19 by Don Shula and the 18 by Tom Landry. Belichick can tie Landry for second with a postseason berth in 2019.

2019 ACCOMPLISHMENTS

- Belichick became the third coach in NFL history to win 300 games following the win over Cleveland on Oct. 27. He is the fastest to reach 300 victories, doing so in his 434th NFL game, faster than Don Shula (445 games) and George Halas (455 games).

THE HIGHEST WINNING PCT.

Bill Belichick has recorded 300 career wins as a head coach, which is third in NFL history. Belichick owns a career winning percentage of .690, first in NFL history.

TOP WINNING PERCENTAGE AMONG HEAD COACHES WITH AT LEAST 160 WINS (INCL. POSTSEASON)

Head Coach	Team(s)	Years	W	L	T	Pct.
Bill Belichick	CLE/NE	1991-95, 2000-19	300	135	0	.690
George Halas	Chicago	1920-29, 33-41, 46-55, 58-67	324	151	31	.682
Don Shula	BLT/MIA	1963-95	347	173	6	.666
Curly Lambeau	GB/CHI/WAS	1921-53	229	134	22	.630

NOTE: Winning percentage calculated using current NFL rules, counting a tie as a half-win, half-loss.

MOVING ON UP

Bill Belichick ranks third all-time in NFL history with 300 career wins.

MOST WINS BY NFL COACHES

Head Coach	Team(s)	Years	W	L	T
Don Shula	BLT/MIA	1963-95	347	173	6
George Halas	Chicago	1920-29, 33-41, 46-55, 58-67	324	151	31
Bill Belichick	CLE/NE	1991-95, 2000-19	300	135	0
Tom Landry	Dallas	1960-88	270	178	6
Curly Lambeau	GB/CHI/WAS	1921-53	229	134	22

SUPER SUCCESS

Bill Belichick has won six Super Bowls, the most by a head coach.

MOST SUPER BOWL VICTORIES

Head Coach	Team	Titles	Seasons
Bill Belichick	New England	6	2001, 03-04, 14, 16, 18
Chuck Noll	Pittsburgh	4	1974-75, 78-79
Joe Gibbs	Washington	3	1982, 87, 91
Bill Walsh	San Francisco	3	1981, 84, 88

NOTE: Sorted by most recent championship. Super Bowls have determined NFL champion since 1966.





BILL BELICHICK NEWS & NOTES

NINE CONFERENCE TITLES ARE THE MOST IN SUPER BOWL ERA

The 2018 AFC Championship was Bill Belichick's ninth conference championship, the most in NFL history during the Super Bowl era (since 1966).

MOST CONFERENCE CHAMPIONSHIPS BY A HEAD COACH IN SUPER BOWL ERA

HEAD COACH	TEAM	#	SEASONS	SUPER BOWL APPEARANCES
Bill Belichick	New England	9	2001, 2003, 2004, 2007, 2011, 2014, 2016, 2017, 2018	XXXVI, XXXVIII, XXXIX, XLII, XLVI, XLIX, LI, LII, LIII
Don Shula	Baltimore/Miami	6	1968, 1971, 1972, 1973, 1982, 1984	III, VI, VII, VIII, XVII, XIX
Tom Landry	Dallas	5	1970, 1971, 1975, 1977, 1978	V, VI, X, XII, XIII
Joe Gibbs	Washington	4	1982, 1983, 1987, 1991	XVII, XVIII, XXII, XXVI
Bud Grant	Minnesota	4	1969, 1973, 1974, 1976	IV, VII, IX, XI
Marv Levy	Buffalo	4	1990, 1991, 1992, 1993	XXV, XXVI, XXVII, XXVIII
Chuck Noll	Pittsburgh	4	1974, 1975, 1978, 1979	IX, X, XIII, XIV
Dan Reeves	Denver/Atlanta	4	1986, 1987, 1989, 1998	XXI, XXII, XXIV, XXIII

12 SUPER BOWL APPEARANCES

Super Bowl LIII was Bill Belichick's 12th career Super Bowl appearance, the most appearances by a coach in NFL history.

MOST SUPER BOWL APPEARANCES AS A HEAD COACH OR ASSISTANT

Bill Belichick	12 (nine as a head coach)
Dan Reeves	7 (four as a head coach)
Don Shula	6 (six as head coach)
Tom Landry	5 (five as a head coach)
Chuck Noll	5 (four as a head coach)
Marv Levy	5 (four as a head coach)

ELITE COMPANY

Bill Belichick joined George Halas and Curly Lambeau as the only coaches with six titles.

HEAD COACHES WITH FOUR OR MORE NFL TITLES

Coach	NFL Titles	Championship Teams
Bill Belichick	6	New England (SB XXXVI, XXXVIII, XXXIX, XLIX, LI and LIII)
George Halas	6	Chicago (1921, 33, 40, 41, 46 & 63)
Curly Lambeau	6	Green Bay (1929, 30, 31, 36, 39 & 44)
Vince Lombardi	5	Green Bay (1961, 62, 65, SB I & II)

POSTSEASON COACHING MARK

Belichick coached in his NFL-record 37th postseason game in the 2017 AFC Divisional Playoff against Tennessee, moving past Tom Landry and Don Shula. He has now coached in 42 postseason games.

MOST POSTSEASON GAMES AS A HEAD COACH

Head Coach	Team(s)	Games
Bill Belichick	Cleveland/New England	42
Tom Landry	Dallas	36
Don Shula	Baltimore/Miami	36
Andy Reid	Philadelphia/Kansas City	26
Chuck Noll	Pittsburgh	24
Mike Holmgren	Green Bay/Seattle	24
Joe Gibbs	Washington	24

13 CONFERENCE CHAMPIONSHIP GAME APPEARANCES

Belichick reached his 13th conference championship game as a head coach in 2018 to extend his record for the most since the 1970 merger.

MOST CONFERENCE CHAMPIONSHIP GAMES AS A HEAD COACH

Head Coach	Conference Championship Games
Bill Belichick	13
Tom Landry	10
Don Shula	7
Chuck Noll	7
John Madden	6
Bill Cowher	6

MOST POSTSEASON WINS

Belichick earned his NFL-record 21st postseason victory after the Patriots defeated the Indianapolis Colts in the AFC Championship Game on Jan. 18, 2015. He now has 31 career postseason victories.

MOST PLAYOFF WINS BY AN NFL HEAD COACH

COACH	TEAM(s)	WINS
Bill Belichick	CLE/NE	31
Tom Landry	Dallas	20
Don Shula	BLT/MIA	19
Joe Gibbs	Washington	17
Chuck Noll	Pittsburgh	16

BEST POSTSEASON RECORDS IN NFL HISTORY (MINIMUM 10 GAMES)

HEAD COACH	TEAM	W	L	PCT.
Vince Lombardi	GB/WAS	9	1	.900
Bill Belichick	CLE/NE	31	11	.738
Tom Flores	Oakland	8	3	.727
Bill Walsh	San Francisco	10	4	.714
Joe Gibbs	Washington	17	7	.708
Jimmy Johnson	DAL/MIA	9	4	.692

POSTSEASON BERTHS

Bill Belichick has led his teams to 17 postseason berths, which is third all-time among NFL head coaches.

NFL HEAD COACHES WITH THE MOST POSTSEASON BERTHS

Head Coach	Postseason Appearances
Don Shula	19
Tom Landry	18
Bill Belichick	17



BILL BELICHICK NEWS & NOTES

DIVISION TITLES RECORD

Belichick again guided the Patriots to the AFC East title in 2018. His 16 division titles are the most by a head coach in NFL history. Don Shula and Tom Landry are second with 13 titles.

MOST CONSECUTIVE DIVISION TITLES

Belichick is the first NFL coach to lead his team to 10 consecutive division titles after claiming another AFC East crown in 2018. Paul Brown (1950-55), Tom Landry (1966-71), Bud Grant (1973-78) and Chuck Noll (1974-79) led their teams to six straight titles.

NFL COACHES WITH THE MOST CONSECUTIVE DIVISION TITLES

Head Coach	Team	Consec. Div. Titles
Bill Belichick	New England	10 (2009-18)
Paul Brown	Cleveland	6 (1950-55)
Tom Landry	Dallas	6 (1966-71)
Bud Grant	Minnesota	6 (1973-78)
Chuck Noll	Pittsburgh	6 (1974-79)

SUPER COMEBACK

Belichick coached the Patriots back from a 25-point deficit to win Super Bowl LI. A comeback of that magnitude is extremely rare. There had been 2,656 games in which a team led by 25 points or more in NFL history, including the postseason. Teams leading by 25 had recorded 2,647 wins, seven losses and two ties, a winning percentage of .997.

PATRIOTS RENAISSANCE

Once head coach Bill Belichick implemented his coaching design on the Patriots, his approach has given him the best record of any NFL head coach who has coached over 40 games since 2001 (including the postseason).

NFL COACHES RECORDS SINCE 2001

Coach	Team(s)	W	L	T	Pct.
Bill Belichick	New England	258	79	0	.766
Tony Dungy	TB/IND	101	41	0	.711
Sean McVay	L.A. Rams	31	14	0	.689
Jim Harbaugh	San Francisco	49	22	1	.688
Bill Cowher	Pittsburgh	70	35	1	.665

3X COACH OF THE YEAR

The Associated Press named Bill Belichick the NFL's Coach of the Year in 2010, the third time that Belichick earned the honor. He was also named Coach of the Year following the 2003 and 2007 seasons, joining Don Shula (4-time winner) and Chuck Knox as the only three-time winners.

ABOVE THE CENTURY MARK

Bill Belichick has an overall record of 300-135, 165 games above the .500 mark. He joins Don Shula and George Halas as the only coaches with 100 more wins than losses.

COACHES WITH 100 OR MORE WINS THAN LOSSES

Head Coach	Team(s)	W	L	T	Wins above .500
Don Shula	BLT/MIA	347	173	6	174
George Halas	Chicago	324	151	31	173
Bill Belichick	CLE/NE	300	135	0	165

500+ FOR 3 STRAIGHT YEARS

Belichick became the first head coach in NFL history to lead a team to three straight 500-point seasons (2010-12) and four overall (2007-589, 2010-518, 2011-513 and 2012-557). St. Louis was the only other team to have done it three times (1999-526, 2000-540, 2001-503).

TWO DECADES WITH THE PATRIOTS

Bill Belichick is now in his 20th year as head coach of the New England Patriots and is one of seven to coach one team for at least 20 years.

20 YEAR HEAD COACHES WITH ONE TEAM

Head Coach	Years with Team
George Halas	40 years with Chicago
Curly Lambeau	29 years with Green Bay
Tom Landry	29 years with Dallas
Don Shula	26 years with Miami
Chuck Noll	23 years with Pittsburgh
Steve Owen	23 years with N.Y. Giants
Bill Belichick	20 years with New England

CLIMBING THE WINS LADDER

Belichick now has 233 career regular-season wins with the Patriots, the fourth-most regular-season wins with one team among head coaches.

NFL HEAD COACHES WITH THE MOST REGULAR-SEASON WINS WITH ONE TEAM

Coach	Team	W	L	T
George Halas	Chicago	318	148	31
Don Shula	Miami	257	133	2
Tom Landry	Dallas	250	162	6
Bill Belichick	New England	233	80	0
Curly Lambeau	Green Bay	209	104	21

BETTER THAN AVERAGE

Belichick has led the Patriots to 18 straight seasons with a winning record (2001-18), second all-time behind Tom Landry, whose Dallas Cowboys accomplished the feat 20 straight years from 1966-85.

MOST CONSECUTIVE SEASONS WITH A WINNING RECORD

Head Coach	Team	Years
Tom Landry	Dallas	20 – 1966-85
Bill Belichick	New England	18 – 2001-18
Curly Lambeau	Green Bay	14 – 1934-47
Curly Lambeau	Green Bay	12 – 1921-32
George Halas	Chicago	10 – 1933-42
John Madden	Oakland	10 – 1969-78

DOUBLE-DIGIT WINS

Belichick has led New England to 16 consecutive seasons with at least 10 wins, tying San Francisco for the NFL record.

MOST CONSECUTIVE 10-WIN SEASONS

Team	Years	Consec. Seasons w/10+ Wins
New England	2003-18	16
San Francisco	1993-98	16
Indianapolis	2002-10	9
Dallas	1975-81	7

CAREER MILESTONE

Belichick is just the fourth NFL head coach to reach 250 career regular-season victories. His 269 regular-season wins are the third-most regular season wins all-time.

MOST REGULAR-SEASON WINS, NFL HEAD COACHES

Head Coach	Team(s)	W	L	T
Don Shula	BLT/MIA	328	156	6
George Halas	Chicago	318	148	6
Bill Belichick	CLE/NE	269	124	0
Tom Landry	Dallas	250	162	6
Curly Lambeau	GB/CHI/WAS	226	132	22

DIVISIONAL SUCCESS

HEAD COACHES WITH THE HIGHEST WINNING PERCENTAGE AGAINST DIVISION OPPONENTS (SINCE 1970 - MINIMUM 60 GAMES)

Head Coach	Team(s)	W	L	T	Win Pct.
Mike Tomlin	Pittsburgh	51	21	1	.705
George Allen	LAR/WAS	42	18	2	.700
Bill Belichick	CLE/NE	107	47	0	.695
Bud Grant	Minnesota	69	31	1	.688
Tom Landry	Dallas	101	46	0	.687
Mike McCarthy	Green Bay	51	23	2	.684
Marty Schottenheimer	CLE/KC/SD/WAS	95	51	0	.651

HEAD COACHES WITH THE MOST WINS AGAINST DIVISION OPPONENTS SINCE 1970


Head Coach	Team(s)	Wins vs. Div. Opponents
Don Shula	Miami	132
Bill Belichick	CLE/NE	107
Tom Landry	Dallas	101
Dan Reeves	DEN/NYG/ATL	95
Marty Schottenheimer	CLE/KC/SD/WAS	95



TOM BRADY NEWS & NOTES

CAREER NOTES

Tom Brady has quarterbacked the Patriots to victories in 215 of his 276 career regular-season starts, compiling a .779 winning percentage and giving him the best record of any quarterback in the Super Bowl era (since 1966). Brady's 155 career wins in his first 200 starts were the most in NFL history. Peyton Manning is second with 136 wins in his first 200 career starts.



WHAT TO WATCH FOR IN 2019

- In a Week 3 win over the Jets, Tom Brady (531) moved out of a tie with Drew Brees (525) for second all-time with in career touchdown passes, behind Peyton Manning (539).
- If Brady throws 30 or more touchdowns passes in 2019, he will become just the fourth player in NFL history with 30 or more touchdown passes in at least eight seasons, joining Brett Favre (9), Peyton Manning (9) and Drew Brees (10).
- Brady is tied with Peyton Manning, Drew Brees and Aaron Rodgers with four seasons with 35 or more touchdowns and needs to reach 35 touchdowns in 2019 for his fifth season with 35 or more touchdowns, for the most in NFL history.
- Brady has passed for 4,000 yards 10 times in his career and if he reaches 4,000 yards again in 2019, he will be the third player to reach 4,000 yards 11 times, joining Peyton Manning (14) and Drew Brees (12).
- Brady led the NFL with 36 touchdowns passes in 2015, the fourth time he led the NFL in that category. He tied Drew Brees, Len Dawson, Brett Favre, Peyton Manning, Johnny Unitas and Steve Young for most seasons leading the NFL in touchdown passes.
- Brady has 245 career victories (regular season and playoffs combined), the most wins all-time by an NFL player.
- Brady is tied with eight other NFL players with two games with six or more touchdowns and needs one more game with six or more touchdowns to tie Peyton Manning, who had three games with six or more touchdowns.
- Tom Brady owns the NFL record with 30 Player of the Week awards and 10 Player of the Month honors.
- Brady has the NFL record with 58 career games with three touchdown passes and no interceptions.
- Brady has played in 278 NFL games, which is third all-time among NFL quarterbacks, behind George Blanda (340) and Brett Favre (302).
- Brady has started every game in 15 seasons, third all-time for a quarterback, behind the 16 seasons by Peyton Manning and 17 seasons by Brett Favre. If he starts every game in 2019, he will tie Manning.
- Brady (14) needs one more Pro Bowl berth to move past Tony Gonzalez (14), Peyton Manning (14), Bruce Matthews (14) and Merlin Olsen (14) for the most Pro Bowl berths.

2019 ACCOMPLISHMENTS

- Brady is in his 20th season with the Patriots in 2019, joining Darrell Green (20 - Washington), Jackie Slater (20 - L.A. Rams) and Jason Hanson (21 - Detroit) as the only players with at least 20 NFL seasons played with one team.

2019 ACCOMPLISHMENTS (CONT.)

- At age 42, Brady became the oldest quarterback to start on Kickoff Weekend. Warren Moon had held the record after starting opening day for Seattle in 1998 at age 41.
- Brady (14 in 2019) set the record for most touchdown passes in a single season past his 42nd birthday. George Blanda had six in 1970.
- Brady has 73,050 career passing yards and moved past Brett Favre at Washington (10/6) and Peyton Manning vs. N.Y. Giants (10/10) into second place all-time for passing yards.
- Brady now has 91 career 300-yard passing games and is the third NFL player with 90 career 300-yard games, joining Drew Brees (117) and Peyton Manning (93).

TOM'S TITLES

Brady is one of four players in the 100-year history of the NFL to win six titles.

NFL PLAYERS WITH SIX CHAMPIONSHIPS

Player	Titles	Championship Teams
Tom Brady	6	New England (SB XXXVI, XXXVIII, XXXIX, XLIX, LI & LIII)
Herb Adderly	6	Green Bay & Dallas (1961, 62, 65, SB I, II & VI)
Forrest Gregg	6	Green Bay & Dallas (1961, 62, 65, SB I, II & VI)
Fuzzy Thurston	6	Green Bay (1958, 61, 62, 65, SB I & II)

RECORDING SUCCESS

TOP WINNING PERCENTAGE IN SUPER BOWL ERA (SINCE 1966, MINIMUM 50 STARTS, REGULAR SEASON ONLY)

Player	Team(s)	Years	W	L	T	Pct.
1. Tom Brady	New England	2000-19	215	61	0	.779
2. Roger Staubach	Dallas	1969-79	85	29	0	.746
3. Joe Montana	SF/KC	1979-94	117	47	0	.713

ACTIVE QUARTERBACKS WINNING PERCENTAGE (MINIMUM 32 STARTS, REGULAR SEASON ONLY)

Quarterback	Team(s)	W	L	T	Pct.
1. Tom Brady	New England	215	61	0	.779
2. Russell Wilson	Seattle	83	38	1	.684
3. Ben Roethlisberger	Pittsburgh	144	71	1	.669
4. Dak Prescott	Dallas	37	20	0	.649
5. Terry Bridgewater	MIN/NYJ/NO	22	12	0	.647
6. Aaron Rodgers	Green Bay	108	59	1	.646
7. Jared Goff	L.A. Rams	29	18	0	.617
8. Drew Brees	SD/NO	157	110	0	.588
9. Alex Smith	SF/KC/WAS	94	66	1	.587

13 AFC CHAMPIONSHIP GAME APPEARANCES

The Patriots have reached 13 conference championship games in the Tom Brady/Bill Belichick era (since 2001 with Brady starting at QB; not including 2000, when he played one game as a substitute and 2008, when he only started one game).





TOM BRADY NEWS & NOTES

ALL-TIME WINS LEADER

MOST CAREER WINS BY A STARTING NFL QUARTERBACK (INCLUDING PLAYOFFS)

Quarterback	Team(s)	Wins
Tom Brady	New England	245 (215 reg. season/30 postseason)
Peyton Manning	IND/DEN	200 (186 reg. season/14 postseason)
Brett Favre	ATL/GB/NYJ/MIN	199 (186 reg. season/13 postseason)
Drew Brees	SD/NO	165 (157 reg. season/8 postseason)

MOST GAMES OVER .500 (INCLUDING PLAYOFFS)

Quarterback	Games Over .500	W	L	T
Tom Brady	174	245	71	0
Peyton Manning	108	200	92	0

MOST OVERALL WINS

Brady's 245 overall career wins are most all-time.

MOST WINS BY AN NFL PLAYER INCLUDING PLAYOFFS REGULAR SEASON

Player	Wins	Player	Wins
Tom Brady.....	245	Adam Vinatieri.....	220
Adam Vinatieri.....	241	Tom Brady.....	215
George Blanda.....	218	George Blanda.....	209
Jerry Rice.....	211	Gary Anderson.....	201
Gary Anderson.....	210	Jerry Rice.....	194
Peyton Manning.....	200		

PILING UP THE WINS

MOST REGULAR-SEASON WINS BY A QB IN NFL HISTORY (REGULAR SEASON ONLY)

Name	W	L	T	Pct.
Tom Brady	215	61	0	.779
Brett Favre	186	112	0	.624
Peyton Manning	186	79	0	.702
Drew Brees	157	110	0	.588
John Elway	148	82	1	.643
Dan Marino	147	93	0	.613
Ben Roethlisberger	144	71	1	.669
Fran Tarkenton	124	109	6	.531
Philip Rivers	122	96	0	.560
Johnny Unitas	118	63	4	.649
Joe Montana	117	47	0	.713

NFL FRANCHISE WINS LEADER

Brady has 215 career regular-season wins with the Patriots, the most by a starting quarterback with one team. Brady set the record with his 161st win in his 208th game, breaking Brett Favre's record of 160 wins with the Packers (253 starts).

MOST WINS AS A STARTING QB FOR ONE TEAM

Player	Team	Wins
Tom Brady.....	New England.....	215
Brett Favre.....	Green Bay.....	160
John Elway.....	Denver.....	148
Dan Marino.....	Miami.....	147
Ben Roethlisberger.....	Pittsburgh.....	144
Peyton Manning.....	Indianapolis.....	141

MVP AWARDS

Brady was named the NFL's Most Valuable Player in 2017 for the third time in his career. He is one of five players in NFL history to win the honor at least three times.

MOST NFL MVP AWARDS

Player	MVP Awards	Years
Peyton Manning.....	5.....	2003-04, 08-09, 13
Tom Brady.....	3.....	2007, 10, 17
Jim Brown.....	3.....	1957-58, 65
Brett Favre.....	3.....	1995, 96-97
Johnny Unitas.....	3.....	1959, 64, 67

BRADY'S COMEBACKS

Brady has engineered 58 career game-winning performances to lead his team back from a fourth-quarter deficit or tie.

DATE	OPP.	SCORE	TIME REMAINING IN REG.	PASSING STATISTICS					FINAL
				REG. ATT	CMP	YDS	TD	INT	
02/03/19	LAR**	3-3	15:00	5	4	67	0	0	13-3
01/20/19	at KC#	17-21	7:45	20	11	147	0	0	(ot) 37-31
11/04/18	GB	17-17	15:00	6	6	104	1	0	31-17
10/14/18	KC	40-40	3:03	2	2	55	0	0	43-40
01/21/18	JAX#	10-20	14:52	14	9	138	2	0	24-20
12/17/17	at PIT	16-24	15:00	8	4	75	0	0	27-24
09/24/17	HOU	28-33	2:24	7	5	93	1	0	36-33
02/05/17	ATL**	9-28	15:00	27	21	246	1	0	(ot) 34-28
11/27/16	at NYJ	13-17	10:17	15	10	132	1	0	22-17
11/15/15	at NYG	17-23	15:00	18	11	193	1	1	27-26
10/25/15	NYJ	16-17	15:00	17	14	150	2	0	30-23
02/01/15	SEA**	14-24	15:00	15	13	124	2	0	28-24
01/10/15	BAL*	28-28	15:00	8	9	72	1	0	35-31
12/21/14	at NYJ	10-13	15:00	6	3	26	0	1	17-13
12/07/14	at SD	13-14	15:00	8	7	112	1	0	23-14
12/08/13	CLE	3-19	15:00	20	16	142	2	0	27-26
12/01/13	at HOU	21-24	15:00	12	8	87	0	0	34-31
11/24/13	DEN	21-24	15:00	19	12	100	1	0	(ot) 34-31
10/13/13	NO	23-27	1:13	5	7	70	1	0	30-27
09/08/13	at BUF	20-21	4:31	7	7	36	0	0	23-21
10/21/12	NYJ	23-26	1:37	9	13	95	0	0	(ot) 29-26
09/30/12	at BUF	21-21	15:00	7	4	78	2	0	52-28
01/22/12	BAL#	16-20	15:00	6	3	20	0	1	23-20
12/24/11	MIA	17-17	15:00	11	8	120	0	0	27-24
10/16/11	DAL	13-16	5:13	9	11	87	1	0	20-16
12/19/10	GB	21-27	13:49	6	5	82	1	0	31-27
11/25/10	at DET	24-24	15:00	5	5	86	2	0	45-24
10/17/10	BAL	10-20	14:53	24	16	156	1	1	(ot) 23-20
09/14/09	BUF	13-24	5:32	13	11	112	2	0	25-24
12/29/07	at NYG	23-28	15:00	12	8	130	1	0	38-35
12/03/07	at BAL	17-24	14:25	17	7	113	1	0	27-24
11/25/07	PHI	24-28	15:00	16	11	109	0	0	31-28
11/04/07	at IND	10-20	9:42	10	8	144	2	0	24-20
01/14/07	at SD*	13-21	8:35	14	9	122	1	1	24-21
12/03/06	DET	13-21	13:07	15	14	101	0	0	28-21
11/26/06	CHI	10-10	14:46	7	6	98	1	0	17-13
09/10/06	BUF	14-17	15:00	6	3	58	0	1	19-17
11/13/05	at MIA	15-16	2:53	2	2	76	1	0	23-16
10/30/05	BUF	7-16	10:07	4	4	69	0	0	21-16
10/09/05	at ATL	28-28	3:52	2	2	17	0	0	31-28
09/25/05	at PIT	10-13	14:19	12	12	167	0	0	23-20
02/06/05	PHI**	14-14	15:00	4	2	33	0	0	24-21
10/03/04	at BUF	17-17	15:00	4	2	8	1	0	31-17
02/01/04	CAR**	29-29	1:08	5	4	47	0	0	32-29
01/10/04	TEN*	14-14	15:00	11	6	27	0	0	17-14
11/30/03	at IND	31-31	10:21	6	3	31	1	0	38-34
11/23/03	at HOU	13-20	3:11	14	10	133	1	0	(ot) 23-20
11/03/03	at DEN	23-26	2:51	4	5	58	1	0	30-26
10/19/03	at MIA	13-13	15:00	10	7	147	1	0	(ot) 19-13
10/05/03	TEN	24-27	4:40	1	1	15	0	0	38-30
12/29/02	MIA	13-24	4:59	13	8	69	1	0	(ot) 27-24
11/10/02	at CHI	19-30	5:16	14	9	116	2	0	33-30
09/22/02	KC	38-38	0:00	5	4	46	0	0	(ot) 41-38
02/03/02	STL**	17-17	1:21	8	5	53	0	0	20-17
01/19/02	OAK*	3-13	15:00	27	20	138	0	0	(ot) 16-13
12/16/01	at BUF	6-9	5:57	13	9	116	0	0	(ot) 12-9
12/02/01	at NYJ	14-16	15:00	7	6	56	0	0	17-16
10/14/01	SD	16-26	8:48	18	13	130	1	0	(ot) 29-26

^-Statistics are from the time noted until the end of the game

* Divisional Playoffs ** Super Bowl #AFC Championship



TOM BRADY NEWS & NOTES

DIVISION TITLE MARK

Brady extended his NFL record by leading the Patriots to their 10th straight division title in 2018.

MOST CONSECUTIVE DIVISION TITLES BY A STARTING QB

Player	Team	Consec. Division Titles (Years)
Tom Brady	New England	10 (2009-18)
Terry Bradshaw	Pittsburgh	6 (1974-79)
Fran Tarkenton	Minnesota	6 (1973-78)

NFL RECORD FOR MOST DIVISION TITLES

Tom Brady	16
Peyton Manning	12
Joe Montana	9
Brett Favre	8
Terry Bradshaw	7
John Elway	7

43 GAME-WINNING DRIVES

Brady has 43 game-winning drives in the fourth quarter or overtime in the regular season.

MOST GAME WINNING DRIVES IN THE FOURTH QUARTER OR OVERTIME (REGULAR SEASON SINCE 1970)

Player	Team(s)	4th Qtr Game-Winning Drives
Peyton Manning	IND/DEN	54
Dan Marino	Miami	47
Drew Brees	SD/NO	45
Tom Brady	New England	43
Brett Favre	GB/NYJ/MIN	43

COMEBACK KID

MOST WINS BY A QB AFTER TRAILING BY 10+ POINTS SINCE 2000 (INCLUDING PLAYOFFS)

Player	Wins
Tom Brady	32
Peyton Manning	26
Drew Brees	22
Eli Manning	20
Ben Roethlisberger	19

A WINNING COMPARISON

Tom Brady has won 30 postseason games in his career. Only four NFL franchises have won more playoff games in their history than Brady has in his career: New England (37), Pittsburgh (36), Dallas (35) and Green Bay (34).

RECORD AS A STARTER

	Reg. Season	Playoffs	Total
Overall	215-61	30-10	245-71
Home:	119-18	20-3	139-21
Road:	96-43	10-7*	106-50
By Total Yardage			
Less than 200:	39-17	4-1	43-18
200-299:	100-29	14-5	114-34
300 or more:	76-15	12-4	88-19
Other Records			
On Artificial Turf:	138-20	18-6	156-26
Temp Below 40:	41-6	16-2	57-8
Thanksgiving or later:	78-20	30-10	108-30
Leading at Halftime:	170-18	21-4	191-22
Leading after 3 Qtrs:	182-10	19-3	201-13
Overtime:	9-4	3-0	12-4
Passer rating >100.0:	122-9	15-1	137-10

*-Includes nine Super Bowls at neutral sites

LATE-GAME WINNER

Brady now has eight career games in which he threw a game-winning touchdown pass in the final minute of the game to turn a Patriots deficit into a Patriots win.

11/10/02 at Chicago* W 33-30

The Patriots trailed 30-25 when Brady threw a 20-yard touchdown to David Patten with 21 seconds left to give the Patriots a 33-30 win.

*Champaign, Ill.

11/3/03 at Denver W 30-26

The Patriots trailed 26-23 when Brady threw an 18-yard touchdown to David Givens with 30 seconds left to give the Patriots a 30-26 win.

12/3/07 at Baltimore W 27-24

The Patriots trailed 24-20 when Brady threw an 8-yard touchdown to Jabar Gaffney with 44 seconds left to give the Patriots a 27-24 win.

09/14/09 vs. Buffalo W 25-24

The Patriots trailed 24-19 when Brady threw a 16-yard touchdown to Ben Watson with 50 seconds left to give the Patriots a 25-24 win.

10/16/11 vs. Dallas W 20-16

The Patriots trailed 16-13 when Brady threw an 8-yard touchdown pass to Aaron Hernandez with 22 seconds left to give the Patriots a 20-16 win.

10/13/13 vs. New Orleans W 30-27

The Patriots trailed 27-23 when Brady threw a 17-yard touchdown pass to Kenbrell Thompson with five seconds left to give the Patriots a 30-27 win.

12/08/13 vs. Cleveland W 27-26

The Patriots trailed 26-21 when Brady threw a 1-yard touchdown pass to Danny Amendola with 31 seconds left to give the Patriots a 27-26 win.

09/24/17 vs. Houston W 36-33

The Patriots trailed 33-28 and started a drive with 2:24 to play when Brady threw a 25-yard touchdown pass to WR Brandin Cooks with 23 seconds to play to give the Patriots the lead and then added a two-point play to Cooks for a 36-33 victory.

STERLING CAREER RECORD

Tom Brady's career record is impressive no matter which division or conference foe he is facing:

Record vs. AFC East	85-20
Record vs. rest of AFC	76-26
Record vs. NFC	54-15

WINNINGEST COACH/QB TANDEM

Bill Belichick and Tom Brady have the best winning percentage and most wins for a head coach/QB tandem since the 1970 merger.

WINNINGEST COACH/QB TANDEM SINCE 1970 (REGULAR SEASON ONLY - BY WINNING PERCENTAGE)

Quarterback/Head Coach	Team	W	L	T	Pct.
Tom Brady/Bill Belichick	NE	215	61	0	.779
Peyton Manning/Tony Dungy	IND	85	27	0	.759
Ken Stabler/John Madden	OAK	60	19	1	.756

WINNINGEST COACH/QB TANDEM SINCE 1970 (REGULAR SEASON ONLY - BY VICTORIES)

Quarterback/Head Coach	Team	W	L	T	Pct.
Tom Brady/Bill Belichick	NE	215	61	0	.779
Drew Brees/Sean Payton	NO	120	73	0	.622
Dan Marino/Don Shula	MIA	116	68	0	.630
Ben Roethlisberger/Mike Tomlin	PIT	115	60	1	.656
Terry Bradshaw/Chuck Noll	PIT	107	51	0	.677

MOST WINS BY A STARTING QB THROUGH 200 STARTS

Brady had 155 career regular-season wins in his first 200 regular-season starts (.775 win pct.). Peyton Manning is second with 136 victories in his first 200 starts.

Tom Brady	155
Peyton Manning	136
Ben Roethlisberger	135
Dan Marino	125



TOM BRADY NEWS & NOTES

NO PLACE LIKE HOME

Brady made his 100th career home start against Chicago on Oct. 26, 2014. The win over the Bears gave Brady an 87-13 home record in his first 100 home starts, the best in NFL history since the merger for a quarterback with at least 50 starts.

BEST HOME REGULAR-SEASON STARTING RECORDS (MINIMUM 40 STARTS)

Player	Team	W	L	T	PCT.
Tom Brady	New England	119	18	0	.869
Terry Bradshaw	Pittsburgh	67	12	0	.848
Roger Staubach	Dallas	49	10	0	.831
John Elway	Denver	95	23	0	.805
Russell Wilson	Seattle	47	14	0	.770

BEST HOME STARTING RECORDS (INCLUDING PLAYOFFS)

Player	Team	W	L	PCT.
Tom Brady	New England	139	21	.869
Terry Bradshaw	Pittsburgh	75	14	.843
John Elway	Denver	104	25	.806
Roger Staubach	Dallas	54	13	.806
Russell Wilson	Seattle	52	14	.789

BEST HOME REGULAR-SEASON RECORD IN FIRST 100 STARTS

Player	Team	W	L	PCT.
Tom Brady	New England	87	13	.870
Brett Favre	Green Bay	82	18	.820
John Elway	Denver	77	23	.770

HOME FIELD ADVANTAGE I

Brady won his 100th regular-season game at Gillette Stadium on Dec. 24, 2017, when the Patriots beat Buffalo, 37-16. He is the only NFL quarterback with 100 wins in a stadium. He now has 113 wins at Gillette Stadium. John Elway is second with 95 wins at Mile High Stadium.

HOME FIELD ADVANTAGE II

Brady is 82-8 overall at home in the regular season since 2007. That is equal to or more than the win total that seven teams have (home and away) combined during that span: Detroit (81), Washington (81), Tampa Bay (76), LA Rams (75), Oakland (75), Jacksonville (72) and Cleveland (58).

HOME COOKIN'

Tom Brady is second behind Drew Brees for most career touchdown passes in a single stadium in NFL history.

Player	Team	Stadium	TD Passes
Drew Brees	New Orleans	Mercedes-Benz Superdome	257
Tom Brady	New England	Gillette Stadium	253
Brett Favre	GB/MIN	Lambeau Field	214

ROAD WINNER

The win over Denver on Nov. 12, 2017 was Brady's 86th career road victory, passing Peyton Manning for the most in NFL history. Brady now has 96 career road wins.

TOM TERRIFIC IN DECEMBER

Brady is 60-13 (.822) in December, the second-highest winning percentage in December among quarterbacks in the Super Bowl era with at least 20 starts. Roger Staubach is first (17-3, .850). Brady's 60 December wins are the most in NFL history, followed by the 52 by Brett Favre and the 49 by Peyton Manning. Additionally, Brady is 32-4 all-time in December at Gillette Stadium.

UNDEFEATED AGAINST 5

Brady is undefeated against five teams – Atlanta (5-0), Chicago (5-0), Minnesota (5-0), Dallas (4-0) and Tampa Bay (4-0). Brady is most successful against Buffalo, with a 31-3 career record and the non-divisional team he has beaten the most is Indianapolis (11-3).

BRADY BEATS BUFFALO

Brady's 31 wins against Buffalo are most ever by a quarterback against a single team.

MOST WINS BY A STARTING QUARTERBACK AGAINST AN OPPONENT (REGULAR SEASON ONLY)

Tom Brady.....	31 wins against Buffalo
Tom Brady.....	29 wins against N.Y. Jets
Brett Favre.....	26 wins against Detroit
Tom Brady.....	23 wins against Miami
Brett Favre.....	23 wins against Chicago
Ben Roethlisberger.....	23 wins against Cincinnati

MOST INTER-CONFERENCE WINS

Tom Brady has the most wins in inter-conference games since 1970.

MOST INTER-CONFERENCE WINS SINCE 1970

Tom Brady.....	54
Peyton Manning	46
Brett Favre.....	43
Ben Roethlisberger.....	38
Dan Marino	37

ALL-TIME LEADER IN TOTAL TDS

Brady set the NFL record for all-time touchdown passes (including playoffs) with his three-touchdown performance at Miami (12/09/18). He is one of four quarterbacks with 500 career regular-season touchdown passes and has the most touchdown passes with one team.

ALL-TIME TOUCHDOWN PASS LEADERS (INCLUDING PLAYOFFS)

Player	Years	Team(s)	Total TD	Regular Season	Playoffs
Tom Brady	2000-present	New England	604	531	73
Peyton Manning	1998-2015	IND/DEN	579	539	40
Drew Brees	2001-present	SD/NO	558	525	33
Brett Favre	1991-2010	ATL/GB/NYJ/MIN	552	508	44

MOST TOUCHDOWN PASSES WITH ONE TEAM (INCLUDING PLAYOFFS)

Player	Years	Team(s)	Total TD	Regular Season	Playoffs
Tom Brady	2000-present	New England	604	531	73
Brett Favre	1992-2007	Green Bay	481	442	39
Drew Brees	2006-present	New Orleans	476	445	31
Dan Marino	1983-99	Miami	452	420	32
Peyton Manning	1998-2010	Indianapolis	428	399	29

MOST CAREER TOUCHDOWN PASSES (REGULAR SEASON ONLY)

Peyton Manning	539
Tom Brady.....	531
Drew Brees.....	525
Brett Favre.....	508
Dan Marino.....	420

70,000 YARDS

Tom Brady moved past Peyton Manning for second place all-time in the win vs. N.Y. Giants (10/10).

Player	Team(s)	Passing Yards
1. Drew Brees.....	SD/NO	75,505
2. Tom Brady.....	New England	73,050
3. Peyton Manning.....	IND/DEN	71,940
4. Brett Favre.....	GB/NYJ/MIN	71,838
5. Dan Marino.....	Miami	61,361
6. Philip Rivers.....	SD/LAC	57,472
7. Ben Roethlisberger.....	Pittsburgh	56,545
8. Eli Manning.....	N.Y. Giants	56,537
9. John Elway.....	Denver	51,475
10. Warren Moon.....	HOU/MIN/SEA/KC	49,325





TOM BRADY NEWS & NOTES

FIRST IN PASSING YARDS

Brady became the all-time NFL leader in total passing yards (regular season and playoffs) in the victory at the New York Jets on Nov. 25, 2018.

NFL ALL-TIME LEADERS FOR PASSING YARDS (INCLUDING PLAYOFFS)

Tom Brady.....	84,229
Drew Brees.....	80,264
Peyton Manning.....	79,279
Brett Favre.....	77,693

FIRST IN TOTAL YARDS

Brady sits first all-time in NFL history in the category of combined passing, rushing and receiving yards in the regular season and playoffs.

NFL ALL-TIME LEADERS FOR TOTAL YARDS (INCLUDING PLAYOFFS)

Tom Brady.....	85,436
Drew Brees.....	81,136
Peyton Manning.....	79,978
Brett Favre.....	79,602
Dan Marino.....	65,953

FOURTH-HIGHEST QB RATING

Brady owns the fourth-highest QB rating in NFL history.

HIGHEST QB RATING IN NFL HISTORY

Player	Team(s)	Years	Rating
Aaron Rodgers	Green Bay	2005-19	1031
Russell Wilson	Seattle	2012-19	101.7
Drew Brees	SD/NO	2001-19	97.7
Tom Brady	New England	2000-19	97.4
Tony Romo	Dallas	2004-16	97.1
Steve Young	TB/SF	1985-99	96.8
Kirk Cousins	WAS/MIN	2012-19	96.6
Peyton Manning	IND/DEN	1998-2015	96.5

BRADY 300-YARD GAMES

Brady has 91 NFL games with 300 or more yards passing and the Patriots are 76-15 in those games. He is the third player to reach 90 300-yard games.

NFL QUARTERBACK 300-YARD PASSING GAMES

Drew Brees.....	117
Peyton Manning.....	93
Tom Brady	91
Philip Rivers.....	67
Dan Marino.....	63
Brett Favre.....	62

Brady had a career-best 11 300-yard games in 2011, tied for third-most in NFL history behind Drew Brees (13 in 2011) and Peyton Manning (12 in 2013).

6,000 COMPLETIONS

Brady became the fourth NFL player to reach 6,000 completions in the 2018 regular-season finale vs. N.Y. Jets.

MOST PASS COMPLETIONS IN NFL HISTORY (REGULAR SEASON)

Drew Brees.....	6,687
Brett Favre.....	6,300
Tom Brady	6,234
Peyton Manning.....	6,125
Dan Marino.....	4,967

FOUR 35-TD SEASONS

Brady, who led the NFL with 36 touchdown passes in 2015, is one of four NFL quarterbacks with at least 35 touchdowns passes in four different seasons.

MOST 35+ TOUCHDOWNS SEASONS IN NFL HISTORY

Tom Brady.....	4 (2007-50, 2010-36, 2011-39, 2015-36)
Peyton Manning.....	4 (2004-49, 2012-37, 2013-55, 2014-39)
Drew Brees.....	4 (2011-46, 2012-43, 2013-39, 2016-37)
Aaron Rodgers.....	4 (2011-45, 2012-39, 2014-38, 2016-40)
Brett Favre.....	3 (1995-38, 1996-39, 1997-35)

SEVEN 30-TD SEASONS

Brady has logged seven 30-touchdown seasons. The only other Patriots quarterback to have a 30-touchdown season is Vito "Babe" Parilli in 1964 when he led the AFL with 31. Brady is one of four quarterbacks in NFL history to have 30 or more touchdown passes in at least seven seasons and one of six quarterbacks in NFL history with three or more straight seasons with 30 or more touchdowns.

MOST SEASONS WITH 30+ TOUCHDOWN PASSES

Player	30-TD Seasons
Drew Brees.....	10
Brett Favre.....	9
Peyton Manning.....	9
Tom Brady	7
Aaron Rodgers.....	6
Philip Rivers.....	6
Dan Marino.....	4
Tony Romo.....	4

CONSECUTIVE 30 TOUCHDOWN SEASONS

Player	Consec. 30-TD Seasons
Drew Brees.....	9 (2008-16)
Brett Favre.....	5 (1994-98)
Peyton Manning.....	5 (2009-10, 12-14)
Tom Brady	3 (2010-12)
Dan Marino.....	3 (1984-86)
Aaron Rodgers.....	3 (2014-16)

ECLIPSING 3K

Brady reached 3,000 passing yards for the 16th time in 2018.

MOST 3,000-YARD SEASONS

Brett Favre.....	18
Tom Brady	16
Drew Brees.....	16
Peyton Manning.....	16
Eli Manning.....	14
Dan Marino.....	13
Ben Roethlisberger.....	13
Philip Rivers.....	13

4,000-YARD SEASONS

Brady reached 4,000 yards passing for the 10th time in 2018.

ALL-TIME 4,000-YARD PASSING SEASONS

Peyton Manning.....	14
Drew Brees.....	12
Tom Brady	10
Philip Rivers.....	10
Matt Ryan.....	8

PATRIOTS TOP PASSING YARD SEASONS

Player	Year	Yards
Tom Brady.....	2011.....	5,235
Tom Brady.....	2012.....	4,827
Tom Brady.....	2007.....	4,806
Tom Brady.....	2015.....	4,770
Tom Brady.....	2017.....	4,577
Drew Bledsoe.....	1994.....	4,555
Tom Brady.....	2009.....	4,398
Tom Brady.....	2018.....	4,355
Tom Brady.....	2013.....	4,343
Tom Brady.....	2005.....	4,110
Tom Brady.....	2014.....	4,109
Drew Bledsoe.....	1996.....	4,086



TOM BRADY NEWS & NOTES

A GOOD RATIO

Brady ranks first in touchdown-to-interception ratio among quarterbacks with 400 career touchdown passes. He ranks third in TD-to-INT ratio overall, behind only Aaron Rodgers (4.33) and Russell Wilson (3.37).

BRADY TOPS 400 CLUB IN TD/INT RATIO (NFL ALL-TIME RANK IN PARENTHESES)

Player	Touchdowns	Interceptions	Ratio
Tom Brady	531 (2)	176 (43)	3.02 (3)
Peyton Manning	539 (1)	251 (9)	2.15 (8)
Drew Brees	525 (3)	236 (15)	2.22 (5)
Dan Marino	420 (5)	252 (8)	1.67 (25)
Brett Favre	508 (4)	336 (1)	1.51 (34)

ELITE COMPANY

Brady (276 regular-season starts and 40 playoff starts) and Pro Football Hall of Famer Jerry Rice (284 regular-season starts and 29 playoff starts) are the only NFL players with at least 200 regular-season starts and at least 25 playoff starts.

MOST STARTS UNDER ONE HC

Brady made his 185th career start at Carolina on Nov. 18, 2013, all under Bill Belichick. It is the most starts by a quarterback under one head coach in NFL history. Brady passed Dan Marino, who had 184 career starts under Don Shula. Brady now has 276 career starts under Belichick.

FRANCHISE ALL-TIME LEADING PASSER

		ATT	COMP	YDS
Tom Brady	2000-19	9,730	6,234	73,050
Drew Bledsoe	1993-01	4,518	2,544	29,657
Steve Grogan	1975-90	3,593	1,879	26,886

MOST GAMES & STARTS IN PATRIOTS HISTORY

In a win over the New York Jets on Oct. 16, 2014, Brady joined Bruce Armstrong and Julius Adams as the third player in franchise history to play in 200 regular-season games for the Patriots. Brady then passed Bruce Armstrong in a win at Dallas (10/11/15) with his 213th game played in a Patriots uniform. Stephen Gostkowski has also crossed the 200-game threshold, appearing in 204 games as a Patriot.

Player	Games
Tom Brady	278
Bruce Armstrong	212
Julius Adams	206
Stephen Gostkowski	204

SECOND-MOST STARTS AT QB

Brady passed Peyton Manning in 2018 for the second-most starts among all NFL quarterbacks.

MOST STARTS BY AN NFL QUARTERBACK

Player	Team(s)	Starts
Brett Favre	GB/NYJ/MIN	298
Tom Brady	New England	276
Drew Brees	SD/NO	267
Peyton Manning	IND/DEN	265
Dan Marino	Miami	240
Fran Tarkenton	MIN/NYG	239
Eli Manning	N.Y. Giants	232
John Elway	Denver	231
Philip Rivers	LA Chargers	218
Ben Roethlisberger	Pittsburgh	216
Vinny Testaverde	TB/CLE/BAL/DAL/CAR	214
Warren Moon	HOU/MIN/SEA/KC	203

300 CLUB

Brady played in his 300th game overall vs. Tennessee (11/11/18), joining Brett Favre (326) as the only other quarterback to appear in 300 career games.

MOST GAMES PLAYED BY AN NFL QUARTERBACK (INCLUDING PLAYOFFS)

Player	Team(s)	Games
Brett Favre	GB/NYJ/MIN	326
Tom Brady	New England	318
Peyton Manning	IND/DEN	293
Drew Brees	SD/NO	283

PLAYER OF THE WEEK HONORS

Brady has earned an NFL-record 30 Player of the Week honors over the course of his career. He has won at least three POW awards in one season five times (2007, 09, 11, 12 and 17). Brady has also been named Offensive Player of the Month 10 times, also the most in NFL history. Peyton Manning is second with eight.

CAREER PLAYER OF THE WEEK AWARDS

Player	Years	Team(s)	POW Awards
Tom Brady	2000-18	New England	30
Peyton Manning	1998-2015	IND/DEN	27
Dan Marino	1983-1999	Miami	18
Brett Favre	1991-2010	GB/NYJ/MIN	16
John Elway	1983-1998	Denver	15

6 TD PERFORMANCES

Brady has thrown six touchdown passes in a game twice, one of nine NFL players to have done so. Brady threw six touchdowns at Miami (10/21/07) and vs. Tennessee (10/18/09).

NFL PLAYERS WITH AT LEAST TWO 6+TD GAMES

Player	Team(s)	6+ TD Games
Peyton Manning	IND/DEN	3 (one 7-TD and two 6-TD games)
George Blanda	Houston	two 7-TD games
Y.A. Tittle	N.Y. Giants	2 (one 7-TD and one 6-TD game)
Drew Brees	New Orleans	2 (one 7-TD and one 6-TD game)
Tom Brady	New England	2
Charley Johnson	St. Louis Cardinals	2
Ben Roethlisberger	Pittsburgh	2
Aaron Rodgers	Green Bay	2
Patrick Mahomes	Kansas City	2

MOST 5-TD PERFORMANCES

MOST CAREER GAMES WITH FIVE TOUCHDOWN PASSES

Player	Team(s)	5-TD Games
Drew Brees	SD/NO	10
Peyton Manning	IND/DEN	9
Tom Brady	New England	6
Dan Marino	Miami	6
Ben Roethlisberger	Pittsburgh	6



TOM BRADY NEWS & NOTES

29 CAREER 4-TD GAMES

Brady has thrown four or more touchdowns 29 times - 23 four-touchdown games, four five-touchdown games and two six-touchdown games. The Patriots are 28-1 when Brady throws four or more touchdown passes.

MOST GAMES WITH 4+ TOUCHDOWN PASSES

Player	Team(s)	4+ TD Games
Peyton Manning	IND/DEN	35
Drew Brees	SD/NO	34
Tom Brady	New England	29
Brett Favre	GB/NYJ/MIN	23

MOST GAMES WITH 4+ TDS AND NO INTERCEPTIONS

Player	Team(s)	Games
Tom Brady	New England	23
Drew Brees	SD/NO	23
Peyton Manning	IND/DEN	18

300 YARDS, 4 TDS & 0 INTS

Brady had his 15th NFL game with 300 yards, four touchdowns and no interceptions vs. Houston (09/24/17), second in NFL history to the 20 such games by Drew Brees.

3 TD & 0 INTS

Brady has 58 games with at least three touchdowns and no interceptions. The Patriots are 55-3 (.948) in such games.

MOST GAMES WITH THREE TDS & ZERO INTS IN NFL HISTORY

Player	Team(s)	Games with 3+ TD/0 INT
Tom Brady	New England	58
Peyton Manning	IND/DEN	51
Drew Brees	SD/NO	48

AIRING IT OUT

BEST NFL RECORDS FOR A QB WITH 50 OR MORE PASS ATTEMPTS (INCLUDING PLAYOFFS)

Player	Team(s)	Record
Tom Brady	New England	19-9 (6-2 in postseason)
Dan Marino	Miami	5-11
Drew Brees	SD/NO	4-15
Peyton Manning	IND/DEN	4-13

SECOND FOR ATTEMPTS BETWEEN INTS

Brady attempted 358 consecutive regular-season passes without an interception, a streak spanning from Oct. 17, 2010-Sept. 11, 2011. Brady eclipsed Bernie Kosar's record, on Dec. 26, 2010, at Buffalo. The record was broken by Aaron Rodgers in 2018.

MOST CONSECUTIVE PASS ATTEMPTS WITHOUT AN INTERCEPTION

Player	Team	Season(s)	Att
Aaron Rodgers	Green Bay	2018	402
Tom Brady	New England	2010-11	358
Alex Smith	Kansas City	2015	312
Bernie Kosar	Cleveland	1990-91	308
Drew Brees	New Orleans	2015-16	305

TOWERING TD PASSES

Brady has thrown 44 touchdown passes of 50-plus yards, tied for fourth-most in NFL history.

MOST TD PASSES OF 50-PLUS YARDS

Player	Team(s)	50+ Yard TD Passes
Johnny Unitas	Baltimore	51
John Hadl	SD/LAR/GB/HOU	46
Peyton Manning	IND/DEN	46
Tom Brady	New England	44
Fran Tarkenton	MIN/NYG	44
Drew Brees	SD/NO	43
Brett Favre	GB/NYJ/MIN	43

74 DIFFERENT TARGETS

In a 2018 win over Indianapolis (10/4/18), Brady moved past Vinny Testaverde for the most TD targets by a quarterback in NFL history and now has 74 different TD targets

MOST TOUCHDOWN TARGETS BY AN NFL QUARTERBACK

Quarterback	Team(s)	TD Targets
Tom Brady	New England	74
Vinny Testaverde	TB/CLE/BAL/DAL/CAR	70
Steve DeBerg	SF/DEN/TB/KC/ATL	62
Brett Favre	GB/NYJ/MIN	61

40 YEAR-OLD QBS IN REGULAR SEASON

Brady is one of 14 quarterbacks since the 1970 merger to start an NFL game past the age of 40. The oldest player to attempt a pass in a game was George Blanda at age 48 as a member of the Oakland Raiders in the final game of his career on Dec. 21, 1975. Blanda finished with one completion on three attempts for 11 yards. Brady is the fourth Patriots player to play at 40 or older, joining Doug Flutie (43 in 2005), Vinny Testaverde (43 in 2006) and Junior Seau (40 in 2009).

40 YEAR OLDS TO START AT QB SINCE 1970

Player/Team	Age at Last Start	Date of Last Start
Steve DeBerg/ATL	44 years, 9 mos.	10/25/1998 at NYJ
Warren Moon/KC	44 years, 0 mos.	11/26/2000 at SD
Vinny Testaverde/CAR	44 years, 0 mos.	12/9/2007 at JAX
Tom Brady/NE	42 years, 3 mos.	11/03/2019 at BAL
Doug Flutie/SD	42 years, 2 mos.	01/02/2005 vs. KC
Earl Morrall/MIA	41 years, 6 mos.	12/01/1975 vs. NE
Brett Favre/MIN	41 years, 2 mos.	12/20/2010 vs. CHI
Drew Brees/NO	40 years, 9 mos.	11/10/2019 vs. ATL
Len Dawson/KC	40 years, 5 mos.	12/07/1975 vs. SD
Vince Evans/OAK	40 years, 5 mos.	12/03/1995 vs. KC
Johnny Unitas/SD	40 years, 5 mos.	10/07/1973 at PIT
Matt Hasselbeck/IND	40 years, 3 mos.	12/27/2015 at MIA
Sonny Jurgensen/WAS	40 years, 3 mos.	12/15/1974 vs. CHI
Brad Johnson/DAL	40 years, 1 mos.	11/02/2008 at NYG

STARTING QUARTERBACKS AT AGE 40-OR-OLDER NFL HISTORY

Player	W-L	TD-INT	Rating
Tom Brady	32-9	75-24	98.6
Brett Favre	13-12	36-25	90.2
Warren Moon	11-14	37-25	80.4
Vinny Testaverde	8-17	24-32	72.3
Matt Hasselbeck	5-3	9-5	84.0
Doug Flutie	3-3	10-4	80.4
Sonny Jurgensen	3-1	11-5	94.5
Charlie Conerly	2-1	7-6	61.8
Earl Morrall	2-0	6-6	74.2
Len Dawson	1-4	5-4	90.0
Vince Evans	1-2	6-8	71.5
Brad Johnson	1-2	2-5	50.5
Johnny Unitas	1-3	3-7	40.0
Steve DeBerg	0-1	3-1	80.4
Drew Brees	2-1	5-3	105.6

Brady led the Patriots to their ninth win of the season in the victory over Miami on Nov. 26, 2017, the most ever by a 40-year-old quarterback in the Super Bowl era. Brady has the most TDs in a season by a 40-year-old QB with 32 in 2017 and 29 in 2018. Brady also led the NFL with 4,577 yards passing in 2017 to become the oldest quarterback to lead the NFL in passing.

MOST PASSING YARDS BY A PLAYER AT AGE 40

Player	Year	Yards
Tom Brady	2017	4,577
Tom Brady	2018	4,355
Warren Moon	1997	3,678
Vinny Testaverde	2004	3,532
Brett Favre	2009	3,365

STATS BY AGE

In 20's: 96 GP, 70-24, 61.9 comp %, 21,564 yards, 147 TDs, 78 INT, 1.88 TD/INT ratio

In 30's: 141 GP, 113-28, 64.9 comp %, 40,018 yards, 309 TDs, 74 INT, 4.18 TD/INT ratio

In 40's: 40 GP, 32-9, 65.7 comp %, 11,468 yards, 75 TDs, 24 INT, 3.13 TD/INT ratio



TOM BRADY NEWS & NOTES

MISTAKE-FREE FOOTBALL

Brady set an NFL record from 2010-11 with 11 consecutive starts without throwing an interception. He went 358 consecutive pass attempts without throwing a pick.

BRADY'S MOST CONSECUTIVE STARTS WITHOUT AN INT.

Player	Consec. Starts Without an INT	Dates
Tom Brady	11	10/24/10-01/02/11
Tom Brady	6	12/18/16-10/05/17

BRADY'S CONSECUTIVE PASSES WITHOUT AN INTERCEPTION

Player	Consec. Passes Without an INT	Dates
Tom Brady	358	10/17/10-09/12/11
Tom Brady	264	12/12/16-10/05/17
Tom Brady	201	10/14/12-12/02/12
Tom Brady	196	12/21/14-10/18/15
Tom Brady	190	09/16/12-10/14/12

ANOTHER MILESTONE FOR BRADY

Brady reached 1,000 yards rushing in his 265th game vs. Minnesota on Dec. 2, 2018, the most games in NFL history that it has taken a player to reach the milestone. Before Brady, Y.A. Tittle held the record with 1,000 yards rushing in his 161st NFL game. Tittle finished his NFL career with 999 yards rushing.

PATRIOTS QB LEADING RUSHERS

Steve Grogan	2,176
Tom Brady	1,006
Babe Parilli	949

THE BRADY SIX

Brady was the seventh quarterback selected in the 2000 NFL Draft.

QUARTERBACKS TAKEN IN THE 2000 NFL DRAFT

Rd	Pick	Player	Taken By
1	18	Chad Pennington	N.Y. Jets
3	65	Giovanni Carmazzi	San Francisco
3	75	Chris Redman	Baltimore
5	163	Tee Martin	Pittsburgh
6	168	Marc Bulger	New Orleans
6	183	Spergon Wynn	Cleveland
6	199	Tom Brady	New England

BRADY SINGLE-SEASON NOTES

BRADY HAD LOW INT PCT.

Brady threw two interceptions in 432 pass attempts in 2016 for an interception rate of 0.46, fifth-best in a single season. QB Brian Hoyer set the NFL record in 2016 with Chicago by attempting 200 passes without an interception.

NFL INTERCEPTION PERCENTAGE (MINIMUM 150 ATTEMPTS)

Player	Team	Year	ATT-INT	Int. Pct.
Brian Hoyer	Chicago	2016	200-0	0.00
Aaron Rodgers	Green Bay	2018	597-2	0.30
Damon Huard	Kansas City	2006	244-1	0.41
Josh McCown	Chicago	2013	224-1	0.45
Tom Brady	New England	2016	432-2	0.46
David Garrard	Jacksonville	2005	168-1	0.60
Nick Foles	Philadelphia	2013	317-2	0.63
Joe Ferguson	Buffalo	1976	151-1	0.66
Sam Bradford	Minnesota	2016	519-4	0.77
Tom Brady	New England	2010	492-4	0.81
Dak Prescott	Dallas	2016	459-4	0.87
Steve DeBerg	Kansas City	1990	444-4	0.90
Sam Bradford	Minnesota	2016	552-5	0.90

50 TD PASSES

Brady threw a then NFL-record 50 touchdown passes in 2007.

QUARTERBACKS WITH 45 OR MORE TOUCHDOWN PASSES IN A SEASON

Player	Team	Year	TD Passes
Peyton Manning	Denver	2013	55
Patrick Mahomes	Kansas City	2018	50
Tom Brady	New England	2007	50
Peyton Manning	Indianapolis	2004	49
Dan Marino	Miami	1984	48
Drew Brees	New Orleans	2011	46
Aaron Rodgers	Green Bay	2011	45

SINGLE SEASON PASSING LEADERS

Brady owns 10 of the 12 4,000-yard passing seasons in Patriots history.

PATRIOTS TOP PASSING YARDS/SEASON

Player	Year	Yards
Tom Brady	2011	5,235
Tom Brady	2012	4,827
Tom Brady	2007	4,806
Tom Brady	2015	4,770
Tom Brady	2017	4,577
Drew Bledsoe	1994	4,555
Tom Brady	2009	4,398
Tom Brady	2018	4,355
Tom Brady	2013	4,343
Tom Brady	2005	4,110
Tom Brady	2014	4,109
Drew Bledsoe	1996	4,086

PASSING-YARD PACE

Brady owns one of the 11 5,000-yard passing seasons in NFL history.

MOST PASSING YARDS IN A SEASON

Player	Team	Year	Yards
Peyton Manning	Denver	2013	5,477
Drew Brees	New Orleans	2011	5,476
Tom Brady	New England	2011	5,235
Drew Brees	New Orleans	2016	5,208
Drew Brees	New Orleans	2012	5,177
Drew Brees	New Orleans	2013	5,162
Ben Roethlisberger	Pittsburgh	2018	5,129
Patrick Mahomes	Kansas City	2018	5,097
Dan Marino	Miami	1984	5,084
Drew Brees	New Orleans	2008	5,069
Matthew Stafford	Detroit	2011	5,038

CAREER HIGH COMPLETIONS

Brady threw for a career-high 402 completions in 2015. His previous best was 401 completions in 2011 and 2012. Brady (3) joined Drew Brees (9), Matt Ryan (5) and Peyton Manning (3) for the most seasons with 400 completions.

BEST TD/INT RATIO IN NFL HISTORY

Brady threw 28 touchdown passes and just two interceptions in 2016 for an NFL-best single-season TD/INT ratio of 14.0.

BEST SINGLE-SEASON TD/INT RATIO IN NFL HISTORY (MINIMUM OF 20 TD PASSES)

Player	Team	Year	TD/INT	Ratio
Tom Brady	New England	2016	28/2	14.00
Nick Foles	Philadelphia	2013	27/2	13.50
Aaron Rodgers	Green Bay	2018	25/2	12.50
Tom Brady	New England	2010	36/4	9.00
Aaron Rodgers	Green Bay	2014	38/5	7.60
Aaron Rodgers	Green Bay	2011	45/6	7.50
Tom Brady	New England	2007	50/8	6.25



TOM BRADY NEWS & NOTES

BRADY SINGLE GAME NOTES

300 IN A HALF

Brady had his fifth 300-yard half and his second 300-yard first half after throwing for 302 yards in the first half at New Orleans (09/17/17).

Yards	Game	Half
367	vs. San Francisco (12-16-12)	2nd half
345	vs. Tennessee (10-18-09)	1st half
323	vs. Cleveland (12-08-13)	2nd half
306	at Miami (9-12-11)	2nd half
302	at New Orleans (9-17-17)	1st half

SINGLE-GAME RECORDS

Tom Brady owns the top-five single-game passing yardage performances in New England Patriots history.

MOST PASSING YARDS IN A GAME IN PATRIOTS HISTORY

Player	Date	Opp	Att	Cmp	Yds	TD	Int
Tom Brady	09/12/11	MIA	48	32	517	4	1
Tom Brady	09/20/15	BUF	59	38	466	3	0
Tom Brady	09/17/17	NO	39	30	447	3	0
Tom Brady	12/16/12	SF	65	36	443	1	2
Tom Brady	11/03/13	PIT	33	23	432	4	0
Drew Bledsoe	11/13/94	MIN	70	45	426	3	0
Drew Bledsoe	11/23/98	MIA	54	28	423	2	2
Tom Brady	09/18/11	SD	40	31	423	3	0

SPREADING THE WEALTH

Brady has completed passes to 10 different receivers 10 times in his career, most recently in a win at Buffalo (10/12/14).

BRADY HANGS 50

Brady and the Patriots knocked off Jacksonville, 51-17, on Sept. 27, 2015, the eighth time New England has scored at least 50 points in a game started by Brady and the most by a quarterback in NFL history. Pro Football Hall of Famer Len Dawson (6) is second. Brady's eight 50-point games are more than 20 current teams have in their entire franchise history.

Date	Opponent	Score
10/28/07	vs. Washington	52-7
11/18/07	at Buffalo	56-10
10/18/09	vs. Tennessee	59-0
09/30/12	at Buffalo	52-28
11/18/12	vs. Indianapolis	59-24
11/03/13	vs. Pittsburgh	55-31
10/26/14	vs. Chicago	51-23
09/27/15	vs. Jacksonville	51-17

BRADY THE PASS CATCHER

Brady caught a 6-yard pass from WR Julian Edelman vs. Tennessee (11/11/18), joining WR Jerry Rice as the only player 41 years and older in NFL history with a reception.

50-YARD DOUBLE DOWN

Brady has thrown at least two 50-yard passes in the same game 12 times in his career. His career best came in 2009 with three 50-yard strikes in one game.

BRADY'S GAMES WITH AT LEAST TWO 50-YARD PASSES

10/9/05 @ ATLANTA

55t (3Q) Bethel Johnson
51 (1Q) Deion Branch

1/14/06 @ DENVER AFC DIVISIONAL PLAYOFF ROUND

73 (4Q) Deion Branch
51 (2Q) Andre' Davis

12/31/06 @ TENNESSEE

62t (3Q) Reche Caldwell
52 (1Q) Corey Dillon

12/9/07 VS. PITTSBURGH

63t (2Q) Randy Moss
56t (3Q) Jabar Gaffney >Flea-flicker w/R. Moss

11/15/09 @ INDIANAPOLIS

63t (2Q) Randy Moss
55 (1Q) Randy Moss

12/06/09 @ MIAMI

58t (1Q) Randy Moss
58 (2Q) Wes Welker
81t (3Q) Sam Aiken

11/22/12 @ NY JETS

83t (2Q) Shane Vereen
56t (2Q) Julian Edelman

11/03/13 VS. PITTSBURGH

57 (2Q) Danny Amendola
81t (4Q) Aaron Dobson

11/15/15 @ NEW YORK GIANTS

76t (4Q) Rob Gronkowski
54 (4Q) Brandon LaFell

10/30/16 @ BUFFALO

53t (1Q) Chris Hogan
53t (2Q) Rob Gronkowski

12/04/16 VS. BALTIMORE

61 (2Q) James White
79t (4Q) Chris Hogan

11/19/17 @ OAKLAND

52 (2Q) Brandin Cooks
64t (3Q) Brandin Cooks





TOM BRADY PLAYOFF NOTES

TOPS IN POSTSEASON STATS LISTS

Tom Brady owns many NFL postseason records, including touchdowns passes (73), passing yards (11,179), completions (1,005), wins (30) and 300-yard games (16).

NFL ALL-TIME LEADERS: POSTSEASON TOUCHDOWN PASSES

Player	Team(s)	TDs
Tom Brady	New England	73
Joe Montana	SF/KC	45
Brett Favre	GB/MIN	44
Peyton Manning	IND/DEN	40
Aaron Rodgers	Green Bay	36
Drew Brees	SD/NO	33
Dan Marino	Miami	32

NFL ALL-TIME LEADERS: POSTSEASON TD PASSES, SINGLE GAME

Player	Team	Game	TDs
Tom Brady	NE	AFC-D: NE vs. DEN (01/14/12)	6
Daryle Lamonica	OAK	AFC-D: OAK vs. HOU (12/21/69)	6
Steve Young	SF	SB: SF vs. SD (01/30/95)	6

NFL ALL-TIME LEADERS: POSTSEASON COMP. PCT., SINGLE GAME

Player	Team	Game	Comp PCT.
Tom Brady	NE	AFC-D: NE vs. JAX (01/12/08)	92.9 (26-28)
Phil Simms	NYG	SB: NYG vs. DEN, (01/26/87)	88.0 (22-25)
Kurt Warner	ARZ	NFC-WC: ARI vs. (02/01/09)	87.9 (29-33)

NFL ALL-TIME LEADERS: POSTSEASON PASSING YARDS

Player	Team(s)	YDs
Tom Brady	New England	11,179
Peyton Manning	IND/DEN	7,339
Brett Favre	GB/MIN	5,855
Joe Montana	SF/KC	5,772
Ben Roethlisberger	Pittsburgh	5,256

NFL ALL-TIME LEADERS: POSTSEASON COMPLETIONS

Player	Team(s)	Completions
Tom Brady	New England	1,005
Peyton Manning	IND/DEN	649
Brett Favre	GB/MIN	481
Joe Montana	SF/KC	460

MOST 300-YARD PASSING GAMES, POSTSEASON HISTORY

Player	Team(s)	300-Yd Games
Tom Brady	New England	16
Peyton Manning	IND/DEN	9
Drew Brees	SD/NO	8
Aaron Rodgers	Green Bay	6
Joe Montana	SF/KC	6
Kurt Warner	STL/ARZ	6
Dan Fouts	San Diego	5
Ben Roethlisberger	Pittsburgh	5

NFL ALL-TIME LEADERS: POSTSEASON TD PASSES, CONSECUTIVE GAMES

Player	Team(s)	Games
Brett Favre	GB/MIN	20 (1995-2009)
Tom Brady	New England	18 (2001-11)
Drew Brees	SD/NO	15 (2005-present)

QBS WITH MORE THAN THREE SUPER BOWL VICTORIES

Player	Team	Wins
Tom Brady	New England	6
Terry Bradshaw	Pittsburgh	4
Joe Montana	San Francisco	4

PLAYERS WITH MULTIPLE SUPER BOWL MVP AWARDS

Player	Team	MVPs
Tom Brady	New England	4
Joe Montana	San Francisco	3
Terry Bradshaw	Pittsburgh	2
Bart Starr	Green Bay	2
Eli Manning	N.Y. Giants	2

BRADY HAS MOST PLAYOFF WINS

Tom Brady is the winningest quarterback in NFL playoff history among signal callers who have made at least 10 starts. For perspective, Pittsburgh (36), Dallas (35), Green Bay (34) and San Francisco (31), are the only other NFL teams that have more playoff wins than Brady in their franchises' histories.

MOST PLAYOFF WINS BY STARTING QB IN NFL HISTORY

Player	Team(s)	Playoff Wins
Tom Brady	New England	30
Joe Montana	SF/KC	16
Terry Bradshaw	Pittsburgh	14
John Elway	Denver	14
Peyton Manning	IND/DEN	14

HIGHEST PLAYOFF WIN PCT. BY STARTING QB IN NFL HISTORY (MINIMUM 10 STARTS)

Player	Team(s)	W	L	PCT.
Bart Starr	Green Bay	9	1	.900
Jim Plunkett	OAK/L.A. Raiders	8	2	.800
Tom Brady	New England	30	10	.750
Terry Bradshaw	Pittsburgh	14	5	.737
Troy Aikman	Dallas	11	4	.733
Joe Montana	SF/KC	16	7	.696
Kurt Warner	STL/ARZ	9	4	.692

MOST PLAYOFF STARTS BY A QUARTERBACK IN NFL HISTORY

Player	Team(s)	Starts
Tom Brady	New England	40
Peyton Manning	IND/DEN	27
Brett Favre	GB/MIN	24
Joe Montana	SF/KC	23
John Elway	Denver	21
Ben Roethlisberger	Pittsburgh	21

BRADY IN THE SUPER BOWL

Brady is the all-time leader in Super Bowl passing yards (2,576), completions (256), pass attempts (392) and touchdowns (18). Brady's start in Super Bowl LIII was his NFL-record ninth Super Bowl start, the most among all NFL players.

SUPER BOWL PASSING YARDS

Player	ATT	CMP	Yards
Tom Brady	392	256	2,838
Kurt Warner	132	83	1,156
Joe Montana	122	83	1,142
John Elway	152	76	1,128
Peyton Manning	155	103	1,001
Terry Bradshaw	84	49	932

SUPER BOWL PASSING TOUCHDOWNS

Player	Appearances	TDs
Tom Brady	9	18
Joe Montana	4	11
Terry Bradshaw	4	9
Roger Staubach	4	8
Kurt Warner	3	6
Steve Young	2	6

SUPER BOWL STARTS BY A QUARTERBACK

Starting QB	Team(s)	Starts	Appearances
Tom Brady	NE	9	XXXVI, XXXVIII, XXXIX, XLII, XLVI, XLIX, LI, LII, LIII
John Elway	DEN	5	XXI, XXII, XXIV, XXXII, XXXIII
Terry Bradshaw	PIT	4	IX, X, XIII, XIV
Jim Kelly	BUF	4	XXV, XXVI, XXVII, XXVIII
Peyton Manning	IND/DEN	4	XLI, XLIV, XLVIII, 50
Joe Montana	SF	4	XVI, XIX, XXIII, XXIV
Roger Staubach	DAL	4	VI, X, XII, XIII

BRADY SETS MARK FOR MOST SB WINS BY A PLAYER

Brady has now won six Super Bowls, breaking a tie with Hall of Fame DL Charles Haley (5) as the only NFL player to play on six Super Bowl winning teams. Haley won two with San Francisco and three with Dallas. Bart Starr is the only other NFL quarterback with five NFL championships (three NFL Championships and two Super Bowls).



TOM BRADY PLAYOFF NOTES

CONFERENCE KING

The 2018 AFC Championship was Tom Brady's ninth conference title, the most conference titles for a quarterback in NFL history during the Super Bowl Era (since 1966). In Super Bowl LIII, Brady started in his ninth Super Bowl, while no other team has ever played in more than eight.

MOST CONFERENCE CHAMPIONSHIPS BY A STARTING QUARTERBACK IN SUPER BOWL ERA

STARTING QB	TEAM(S)	#	SEASONS	SUPER BOWL APPEARANCES
Tom Brady	New England	9	2001, 03-04, 07, 11, 14, 16-18	XXXVI, XXXVIII, XXXIX, XLII, XLVI, XLIX, LI, LII, LIII
John Elway	Denver	5	1986, 87, 89, 97-98	XXI, XXII, XXIV, XXXII, XXXIII
Terry Bradshaw	Pittsburgh	4	1974-75, 78-79	IX, X, XIII, XIV
Jim Kelly	Buffalo	4	1990-93	XXV, XXVI, XXVII, XXVIII
Joe Montana	San Francisco	4	1981, 84, 88-89	XVI, XIX, XXIII, XXIV
Roger Staubach	Dallas	4	1971, 75, 77-78	VI, X, XII, XIII
Peyton Manning	IND/DEN	4	2006, 09, 13, 15	XLI, XLIV, XLVIII, 50
Troy Aikman	Dallas	3	1992-93, 95	XXXVII, XXXVIII, XXX
Bob Griese	Miami	3	1971-73	VI, VII, VIII
Ben Roethlisberger	Pittsburgh	3	2005, 08, 10	XL, XLIII, XLV
Fran Tarkenton	Minnesota	3	1973-74, 76	VII, IX, XI
Kurt Warner	STL/ARZ	3	1999, 2001, 08	XXXIV, XXXVI, XLIII

SUPER COMBINATION

New England head coach Bill Belichick and quarterback Tom Brady won their ninth conference championship together in 2018. Three other coach/quarterback duos have qualified for four Super Bowls - Dallas' Tom Landry and Roger Staubach; Buffalo's Marv Levy and Jim Kelly; and Pittsburgh's Chuck Noll and Terry Bradshaw.

MOST CONFERENCE CHAMPIONSHIPS BY A HEAD COACH-QUARTERBACK TANDEM

Quarterback	Head Coach	Team	Conf. Titles	SB Wins
Tom Brady	Bill Belichick	New England	9	6
Terry Bradshaw	Chuck Noll	Pittsburgh	4	4
Roger Staubach	Tom Landry	Dallas	4	2
Jim Kelly	Marv Levy	Buffalo	4	0

DIVISION TITLES

Tom Brady added to his NFL record with his 16th division championship in 2018. Peyton Manning has the second-most with 12 division titles.

16

Quarterback	Division Titles
Tom Brady.....	16
Peyton Manning.....	12
Joe Montana.....	9
Brett Favre.....	8
Terry Bradshaw.....	7
John Elway.....	7

MOST CONSECUTIVE DIVISION TITLES

Tom Brady extended an NFL record by leading the Patriots to their 10th straight division title in 2018.

MOST CONSECUTIVE DIVISION TITLES

Player	Team	Consec. Division Titles
Tom Brady.....	New England.....	10 (2009-18)
Terry Bradshaw.....	Pittsburgh.....	6 (1974-79)
Fran Tarkenton.....	Minnesota.....	6 (1973-78)

CONSECUTIVE COMPLETIONS IN SB HISTORY

In Super Bowl XLVI, Brady completed a record 16 straight passes to set a new Super Bowl record. The previous record was held by Joe Montana, who had 13 straight completions in Super Bowl XXIV.

RECORD 13TH CONFERENCE CHAMPIONSHIP APPEARANCE

Tom Brady extended his NFL-record to 13 conference championship game appearances in 2018. Gene Upshaw and George Blanda are second after playing in 10 conference championship games. Since 1970, there are only four other quarterbacks who have started at least six conference championship games: Joe Montana (7), John Elway (6), Roger Staubach (6) and Terry Bradshaw (6).

POSTSEASON GAMES RECORD

Tom Brady has competed in 40 postseason games, most in NFL history. Brady has won 30 of those playoff games. He has more postseason wins than the next NFL quarterback has postseason appearances.

MOST POSTSEASON GAMES IN NFL HISTORY

Player	Team(s)	Postseason Games
Tom Brady.....	New England.....	40
Adam Vinatieri.....	NE/IND.....	32
Jerry Rice.....	SF/OAK/SEA.....	29
Stephen Gostkowski...	New England.....	28
D.D. Lewis.....	Dallas.....	27
Peyton Manning.....	IND/DEN.....	27

GOOD THINGS COME IN THREES

Tom Brady has 11 career playoff games with three or more touchdowns, the most in the Super Bowl era. New England is 10-1 in those games.

MOST 3-TOUCHDOWN PASS PLAYOFF GAMES


Tom Brady.....	11
Joe Montana.....	9
Aaron Rodgers.....	7
Peyton Manning.....	6
Brett Favre.....	6

RB BRANDON BOLDEN

BOLDEN BLOCKS THIRD CAREER PUNT

Bolden blocked a punt against the Giants (10/10) that was returned 6 yards for a touchdown by DL Chase Winovich. It marked Bolden's third career blocked punt. He blocked his first punt at San Diego on Dec. 7, 2014. Last season on Nov. 11, 2018, at Green Bay he blocked a punt while playing for Miami.

WR JULIAN EDELMAN



WHAT TO WATCH FOR IN 2019

- WR Julian Edelman enters 2019 second in NFL history with 115 postseason receptions, behind only Jerry Rice (151).
- Edelman is one of 15 NFL players with at least 1,000 career postseason receiving yards and his 1,412 postseason receiving yards are second all-time, behind the 2,245 postseason receiving yards by Jerry Rice.

- Edelman enters the 2019 season with six postseason 100-yard receiving games, the most in New England history

and tied with Michael Irvin for second all-time, behind the eight 100-yard games by Jerry Rice.

- Edelman enters the 2019 season tied for first with Troy Brown with eight punt returns in Super Bowl history.
- Edelman enters the 2019 season third all-time with 69 punt return yards in Super Bowl history, trailing only the 95 yards by John Taylor and 90 yards by Desmond Howard.
- Edelman enters the 2019 season with 1,986 punt return yards, third in team history to the 2,625 by Troy Brown and 2,055 by Irving Fryar. Edelman needs 14 punt return yards to become the third Patriots player with 2,000 punt return yards.

2019 ACCOMPLISHMENTS

- Edelman (562) became the fifth Patriots player to reach 500 career receptions with his 9-yard reception from QB Tom Brady in the season-opening win over Pittsburgh (9/8). He moved past TE Rob Gronkowski at Washington (10/6), Stanley Morgan vs. N.Y. Giants (10/10) and Troy Brown at Baltimore (11/3) for second in team history.

MOST RECEPTIONS IN PATRIOTS HISTORY (REGULAR SEASON)

Player	Receptions
Wes Welker	672
Julian Edelman	562
Troy Brown	557
Stanley Morgan	534
Rob Gronkowski	521

- Edelman (6,053) moved past Ben Coates (5,471) into sixth place on the Patriots all-time receiving yards list vs. Pittsburgh (9/8) and moved past Irving Fryar into fifth place vs. N.Y. Giants (10/10).

MOST RECEIVING YARDS IN PATRIOTS HISTORY (REGULAR SEASON)

Player	Receiving Yards
Stanley Morgan	10,352
Rob Gronkowski	7,861
Wes Welker	7,459
Troy Brown	6,366
Julian Edelman	6,053

- Edelman has moved past Irving Fryar and Wes Welker for fourth all-time on the New England all-purpose yards list.

MOST ALL-PURPOSE YARDS IN PATRIOTS HISTORY (REGULAR SEASON)

Player	All-Purpose Yards
Kevin Faulk	12,339
Stanley Morgan	11,468
Troy Brown	11,106
Julian Edelman	9,077
Wes Welker	9,070

VERY RECEPTIVE

Julian Edelman has averaged 6.4 receptions per game since 2013, fifth-highest average in the NFL over that span.

Player	Team(s)	Receptions Per Game
Antonio Brown	Pittsburgh/New England	7.5
Julio Jones	Atlanta	6.9
Michael Thomas	New Orleans	6.8
Odell Beckham Jr.	N.Y. Giants/Cleveland	6.6
Julian Edelman	New England	6.4
Keenan Allen	L.A. Chargers	6.0
Jarvis Landry	Miami/Cleveland	6.0

EDELMAN ECLIPSES 1,000 YARDS

Edelman finished 2016 with 1,106 receiving yards. He became the 10th Patriots player to register a 1,000-yard season in 2013.

1,000-YARD RECEIVING SEASONS IN PATRIOTS HISTORY

Player	Season	Yards
Wes Welker	2011	1,569
Randy Moss	2007	1,493
Stanley Morgan	1985	1,491
Wes Welker	2012	1,354
Wes Welker	2009	1,348
Rob Gronkowski	2011	1,327
Randy Moss	2009	1,264
Troy Brown	2001	1,199
Rob Gronkowski	2015	1,176
Wes Welker	2007	1,175
Ben Coates	1994	1,174
Wes Welker	2008	1,165
Terry Glenn	1999	1,147
Terry Glenn	1996	1,132
Rob Gronkowski	2014	1,124
Julian Edelman	2016	1,106
Rob Gronkowski	2017	1,084
Brandin Cooks	2017	1,082
Julian Edelman	2013	1,056
Stanley Morgan	1981	1,029
Irving Fryar	1991	1,014
Harold Jackson	1979	1,013
Randy Moss	2008	1,008
Stanley Morgan	1979	1,002

TWO 1,000-YARD RECEIVING SEASONS

Edelman had his second career 1,000-yard receiving season in 2016 after setting a single-season best with 1,106 yards. He joined Wes Welker (5), Rob Gronkowski (3), Randy Moss (3), Stanley Morgan (3) and Terry Glenn (2) as the only Patriots with at least two 1,000-yard seasons.

MOST 1,000 YARD SEASON/PATRIOTS HISTORY

Wes Welker	5
Rob Gronkowski	4
Stanley Morgan	3
Randy Moss	3
Julian Edelman	2
Terry Glenn	2

CHIPPING IN WITH VERSATILITY

Edelman had 37 yards passing, 28 yards rushing and 71 yards receiving in a victory over Green Bay on Nov. 4, 2018. He was also a triple threat on offense vs. Pittsburgh (9/8/19) with 32 yards passing, 8 yards rushing and 83 yards receiving. The last Patriot to accomplish the feat was David Patten at Indianapolis on Oct. 21, 2001, with 60 yards passing, 29 yards rushing and 117 yards receiving.

PATRIOTS OFFENSIVE NOTES

EDELMAN IN A RUSH

Edelman has 54 rushing attempts for 390 yards, the most rushing attempts and rushing yards by a Patriots wide receiver in team history.

MOST RUSHING ATTEMPTS & RUSHING YARDS BY A PATRIOTS WIDE RECEIVER

Player	Rush Attempts	Player	Rushing Yards
Julian Edelman	54	Julian Edelman	390
Cordarrelle Patterson	42	Darryl Stingley	244
Irving Fryar	35	Cordarrelle Patterson	228
Troy Brown	29	Irving Fryar	188
Darryl Stingley	28	Troy Brown	178

ANOTHER TEAM RECORD

Edelman had a 47-yard run vs. Indianapolis (11/18/12). It is the longest run by a Patriots receiver, topping Troy Brown's 35-yard run vs. Tampa Bay on (09/03/00) and Terry Glenn's 35-yarder vs. Kansas City (12/04/00).

RECORD RETURNER

Edelman set a franchise record with his fourth career punt return for a touchdown when he returned a punt 84 yards for a touchdown vs. Denver on Nov. 2, 2014. He also set a franchise record with a 94-yard punt return for a touchdown vs. Miami (01/02/11). The previous longest punt return was an 89-yard touchdown return by Mike Haynes vs. Buffalo (11/07/76). Edelman also returned punts for touchdowns vs. Kansas City (11/21/11 - 72 yards) and vs. Indianapolis (11/18/12 - 68 yards).

MOST PUNT RETURN TOUCHDOWNS/PATRIOTS CAREER

Player	Punt Return TDs
Julian Edelman	4
Troy Brown	3
Irving Fryar	3
Mike Haynes	2

MOST PUNT RETURN TOUCHDOWNS IN THE NFL SINCE 2010

Player	Team(s)	Punt Return TDs
Devin Hester	CHI/ATL/BAL	7
Marcus Sherels	Minnesota	5
Darren Sproles	SD/NO/PHI	5
Julian Edelman	New England	4
Travis Benjamin	CLE/SD/LAC	4
Antonio Brown	Pittsburgh/New England	4
Patrick Peterson	Arizona	4
Tyreek Hill	Kansas City	4
Dwayne Harris	DAL/NYG/OAK	4

NOT YOUR AVERAGE RETURNER

Edelman has returned 177 punts for 1,986 yards during his career and is third in team history and tied for 17th in NFL history with an 11.2-yard average.

HIGHEST PUNT RETURN AVERAGE, PATRIOTS CAREER (MINIMUM 20 RETURNS)

Player	Years	Returns	Yards	Average
Mack Herron	1973-75	74	888	12.0
Carl Garrett	1969-72	43	487	11.3
Julian Edelman	2009-present	177	1,986	11.2
Wes Welker	2007-12	114	1,185	10.4

EDELMAN'S BIG RETURNS

Edelman owns 13 career punt returns of 30 yards or more.

MOST 30-YARD PUNT RETURNS IN PATRIOTS HISTORY

Troy Brown	14
Julian Edelman	13
Irving Fryar	13
Mike Haynes	13

BEST PUNT RETURN AVERAGE IN A SEASON

Edelman has the two best punt return averages in a single season in New England history. In 2010, Edelman led the AFC and finished second in the NFL with a 15.3 punt return average. In 2015, he set a career-high with a 15.5 average.

PATRIOTS BEST PUNT RETURN AVERAGE/SEASON (MINIMUM 15 RETURNS)

Player	Year	PR Avg.
Julian Edelman	2012	15.5
Julian Edelman	2010	15.3
Mack Herron	1974	14.8
Troy Brown	2001	14.2

RETURNS PILING UP

Edelman is third in team history with 177 punt returns and 1,986 return yards.

MOST PUNT RETURNS IN PATRIOTS HISTORY

Troy Brown	252
Irving Fryar	206
Julian Edelman	177
David Meggett	142
Wes Welker	114
Mike Haynes	111

MOST PUNT RETURN YARDS IN PATRIOTS HISTORY

Troy Brown	2,625
Irving Fryar	2,055
Julian Edelman	1,986
David Meggett	1,438
Wes Welker	1,185

FROM STANDOUT QB TO WR

Edelman began his college football career with a year at the College of San Mateo (Calif.) before transferring to Kent State, where as a senior, he completed 56 percent of his passes (153-of-275 for 1,820 yards) with 13 touchdowns. He was also the team's leading rusher, gaining 1,551 yards on 215 attempts (an average of 7.5 yards per carry) and scoring 13 touchdowns. His offensive numbers broke Kent State's single-season record for total offense set by Joshua Cribbs in 2003.

Said head coach Bill Belichick on the versatility of Edelman: "He played the quarterback position in college at Kent State and all the positions really that he's played in the NFL – covering kicks, returning kicks, slot receiver, outside receiver, slot defender – he didn't do any of those things in college. I think that really speaks to his versatility and how much he's grown as a player and how many things he's learned how to do that he really didn't have much experience with in college. I'd say that's pretty unusual, especially to be as competent in them as he is."

FATHERLY ADVICE

If there is one thing Julian Edelman has never lacked, it's athletic ability. A dual-threat quarterback at Kent State and former baseball standout in high school, Edelman once wowed Toronto Blue Jays players with his impressive footwork while fielding ground balls in an appearance at batting practice in 2011.

This natural ability may have been overlooked by NFL scouts, who let him fall to the Patriots in the seventh round of the 2009 NFL Draft. Edelman remains focused on the lessons his father, Frank Edelman, taught him at a young age. "I'm still constantly trying to learn," Edelman told the *Boston Herald*. "My dad always put it in my head, when you're green, you're growing, when you're ripe, you're lost. When you're done learning, you're done."



EDELMAN PLAYOFF NOTES

SUPER BOWL MVP

Edelman was named Super Bowl MVP after finishing with 10 receptions for 141 yards in Super Bowl LIII vs. L.A. Rams. He became the seventh wide receiver to win Super Bowl MVP honors and the second Patriots wide receiver to win the award. Deion Branch was named MVP for his performance in Super Bowl XXXIX.

INCHING CLOSER TO THE TOP

Edelman ranks second all-time in NFL postseason history with 115 receptions. He also ranks second all-time in postseason receiving yards and is one of 15 players with at least 1,000 career postseason receiving yards. He is the Patriots all-time playoff leader with 115 receptions and 1,412 receiving yards.

MOST POSTSEASON RECEPTIONS IN NFL HISTORY

Jerry Rice	151
Julian Edelman.....	115
Reggie Wayne.....	93
Hines Ward.....	88
Wes Welker.....	88

MOST POSTSEASON RECEIVING YARDS IN NFL HISTORY

Jerry Rice	2,245
Julian Edelman.....	1,412
Michael Irvin	1,315
Cliff Branch	1,289
Reggie Wayne.....	1,254

MOST POSTSEASON RECEPTIONS & RECEIVING YARDS IN PATRIOTS HISTORY

Player	Rec.
Julian Edelman	115
Rob Gronkowski	81
Wes Welker.....	69
Troy Brown.....	58
Danny Amendola	57

Player	Rec. Yds.
Julian Edelman	1,412
Rob Gronkowski	1,163
Deion Branch	852
Danny Amendola	709
Troy Brown.....	694

CAREER PERFORMANCES

WR Julian Edelman now has six 100-yard playoff receiving games, including two in the Super Bowl. He is now tied with Michael Irvin with six 100-yard postseason games, behind only the eight by Jerry Rice.

MOST 100-YARD RECEIVING GAMES IN PLAYOFF HISTORY

- 8 Jerry Rice – 29 postseason games played
- 6 Julian Edelman – 18 postseason games played**
- 6 Michael Irvin – 16 postseason games played
- 5 John Stallworth – 18 postseason games played
- 5 Andre Reed – 21 postseason games played
- 5 Hines Ward – 18 postseason games played
- 5 Larry Fitzgerald – 9 postseason games played
- 5 Antonio Brown – 10 postseason games played

MOST 100-YARD RECEIVING GAMES IN PATRIOTS PLAYOFF HISTORY

Player	100-Yd. Games
Julian Edelman.....	6
Rob Gronkowski	4
Deion Branch	4
Wes Welker.....	3

MANY PLAYOFF RETURNS

Edelman is the NFL's all-time postseason leader with 443 career punt return yards in the playoffs. He is also first with 39 punt returns. Additionally, Edelman is tied with Troy Brown for most punt returns in Super Bowl history with eight and ranks third with 69 punt return yards.

MOST PLAYOFF PUNT RETURNS & YARDS IN NFL HISTORY

Player	Punt Returns
Julian Edelman	39
Dave Meggett	34
Brian Mitchell	34
Troy Brown.....	33

Player	Punt Return Yds.
Julian Edelman	443
Brian Mitchell	339
Troy Brown.....	315

MOST SUPER BOWL PUNT RETURNS & YARDS IN NFL HISTORY

Player	Punt Returns
Julian Edelman	8
Troy Brown.....	8

Player	Punt Return Yds.
John Taylor	94
Desmond Howard.....	90
Julian Edelman	69

G TED KARRAS

SCHOOL'S NOT OUT

Although he already owns a bachelor's degree in communications and a master's degree in recreation, sport and tourism from his time at the University of Illinois, Ted Karras hasn't completely given up his notebook for an NFL playbook. Along with teammate Joe Thuney, Karras is pursuing his MBA from Indiana University thanks to an NFLPA program that provides tuition assistance for players while navigating a busy NFL schedule.

"It just seems to be that everyone keeps wanting to pay for my school, so I'm not going to turn it down," Karras told the Boston Globe.

Karras and Thuney began their MBA pursuit two weeks after the Patriots Super Bowl LI victory by taking online classes and Skyping with professors from Indiana University's Kelley School of Business up until training camp. They continued their classes in the 2018 offseason.

OL SHAQ MASON

A FAMOUS NAMESAKE

A noted sports fan and basketball enthusiast, Shaq's mother, Alicia McGuire, named him Shaquille Olajuwon Mason in 1993 after her two favorite NBA stars at the time, Shaquille O'Neal and Hakeem Olajuwon. The Tennessee native had the opportunity to meet one of his namesakes at a Memphis Grizzlies game while O'Neal was a member of the Miami Heat, receiving a special meet-and-greet and having his jersey signed.



PATRIOTS OFFENSIVE NOTES

RB SONY MICHEL

WHAT TO WATCH FOR IN 2019

- Sony Michel looks to become the first Patriots drafted running back to rush for 1,000 yards since Stevan Ridley in 2012.

ROOKIE RUSHING SURGE

RB Sony Michel finished his rookie season with 931 yards rushing. It is the most by a rookie running back under Bill Belichick, surpassing the 745 rushing yards by Lawrence Maroney as a rookie in 2006.

PATRIOTS ROOKIE IN A RUSH

Michel had four 100-yard rushing games in 2018, including a season-high of 133 at the N.Y. Jets on Nov. 25, 2018.

MOST 100-YD RUSH GAMES BY A PATRIOTS ROOKIE

Player	Season	100-Yd. Games
Curtis Martin	1995	9 (Weeks 1, 8, 10-11, 13-17)
John Stephens	1988	5 (Weeks 8-10, 14, 16)
Sony Michel	2018	4 (Weeks 4, 6, 12, 16)
Robert Edwards	1998	4 (Weeks 6-7, 15-16)

SONY SETS ROOKIE PLAYOFF TD MARK

Michel set the NFL postseason record for most rushing touchdowns by a rookie in a single postseason with six. He finished second behind Terrell Davis (8) for most rushing touchdowns in a single season.

MOST POSTSEASON RUSH TDS BY A ROOKIE

Player	Team	Season	Rush TDs
Sony Michel	New England	2018	6
Leonard Fournette	Jacksonville	2017	4
Jamal Lewis	Baltimore	2000	4
William Floyd	San Francisco	1994	4
Tony Dorsett	Dallas	1977	4
Norm Standlee	Chicago	1977	4

MOST RUSH TDS IN A SINGLE POSTSEASON

Player	Team	Season	Rush TDs
Terrell Davis	Denver	1997	8
Sony Michel	New England	2018	6
Larry Csonka	Miami	1973	6
Franco Harris	Pittsburgh	1974	6
John Riggins	Washington	1983	6
Gerald Riggs	Washington	1991	6
Emmitt Smith	Dallas	1995	6
Ricky Watters	San Francisco	1993	6

WR MATTHEW SLATER



WHAT TO WATCH FOR IN 2019

- With a Pro Bowl invitation in 2019, Matthew Slater will pass Steve Tasker for most special teams Pro Bowl honors with 8.

LIKE FATHER LIKE SON

Slater is one of 10 sons of Hall of Fame members to be drafted in NFL history.

HALL OF FAME FATHERS WITH SONS DRAFTED IN THE NFL

- Jackie Slater (class of 2001) – son, Matthew Slater (NE)
- Bobby Bell (class of 1983) – son, Bobby Bell (NYJ)
- Tony Dorsett (class of 1994) – son, Anthony Dorsett (HOU)
- Bob Griese (class of 1990) – son, Brian Griese (DEN)
- Russ Grimm (class of 2010) – son, Cody Grimm (TB)
- Howie Long (class of 2000) – sons Chris Long (STL) and Kyle Long (CHI)
- Bruce Matthews (class of 2007) – son, Jake Matthews (ATL)
- Don Shula (class of 1997) – son, Mike Shula (TB)
- Kellen Winslow (class of 1995) – son, Kellen Winslow (CLE)

PRO BOWL RECORD



Slater has earned seven Pro Bowl invitations (2011-17) as a special teams player to match Steve Tasker (1987, 1990-95) for the most special teams Pro Bowl honors in NFL history. Slater is the only special teams player to earn seven consecutive Pro Bowls.

ALL-STAR COMBINATION

Slater was voted to the Pro Bowl for seven straight seasons, matching the seven that his father was voted to with the L.A. Rams. The Slater family's 14 combined Pro Bowls are the second-most among father-son contingents to have been voted to at least one Pro Bowl each.

MOST FATHER AND SON PRO BOWL SELECTIONS

Players	Pro Bowls
Archie (2), Peyton (14) and Eli Manning (4).....	20
Jackie (7) and Matthew Slater (7).....	14

ELECTED TEAM LEADER

Patriots wide receiver Matthew Slater was named to seven straight Pro Bowls (2011-17) for his special teams work, but perhaps more revealing of his value to New England is the fact that he was elected a captain by his teammates for the ninth straight season in 2019.

The special teams ace shared what it means to be a captain with high school football players in a story published by *The Boston Globe*. "I think first and foremost, you have to be able to put others before yourself. Being a captain and leadership is about serving, and to me, that means a great deal of sacrifice – putting aside personal agendas for the greater common goal. Leadership is equated with sacrifice. I think you have to be willing to do whatever it takes for the unit to succeed. I think you need to lead by example. A lot of times, it's about what you do, not what you say."

SLATER'S EMERGENCE WAS SPECIAL

Bill Belichick acknowledged Matthew Slater's role as a gunner on special teams: "Matt is one of the best in the league," Belichick said. "Any time the punt return team has to double somebody, that makes it one less guy they can use somewhere else in the return. He almost always draws two guys out there unless they're in an eight-man rush. Most of the time, there's two guys out there – fourth-and-short, where they're trying to protect the box – but he draws a lot of double teams, and deservedly so. He does an outstanding job of covering punts."

SLATER SCORES FIRST CAREER TOUCHDOWN

On Nov. 10, 2007, in the third quarter of UCLA's 24-20 loss to Arizona State, Matthew Slater returned a kickoff 89 yards for the final touchdown of his collegiate career. In Patriots 16-10 win over Buffalo on Sept. 29, 2019, DB J.C. Jackson blocked a punt, which Slater returned 11 yards for his first NFL touchdown, nearly 12 years after his last touchdown.

OL JOE THUNEY

SUPER BOWL RECORD SETTER

OL Joe Thuney became the first player in NFL history to start in the Super Bowl in each of his first three seasons in the NFL.

BACK TO SCHOOL

Along with teammate Ted Karras, Joe Thuney has taken advantage of an NFLPA program that assists its players in earning college degrees. After earning his degree in accounting while also studying international studies at N.C. State, Thuney is now pursuing his MBA through Indiana University's Kelley School of Business.



PATRIOTS OFFENSIVE NOTES

RB JAMES WHITE

WHAT TO WATCH FOR IN 2019

- James White has 20 career touchdown receptions, second in Patriots all-time history among running backs behind the 26 by Larry Garron.

2019 ACCOMPLISHMENTS

- White (2,568) moved past Larry Garron (2,447) into second place among Patriots running backs on the team's all-time receiving yards list in the win vs. Cleveland (10/27), behind Kevin Faulk (3,701).

RB RECEIVING YARDS IN PATRIOTS HISTORY

Player	Seasons	Receiving Yards
Kevin Faulk	1999-2011	3,701
James White	2014-present	2,568
Larry Garron	1960-68	2,502
Tony Collins	1981-87	2,356

- White has 292 career receptions and moved past Tony Collins (261) into second place in Patriots history among running backs at Buffalo (9/29), behind the 431 by Kevin Faulk.

RB RECEPTIONS IN PATRIOTS HISTORY

Player	Seasons	Receptions
Kevin Faulk	1999-2011	431
James White	2014-present	292
Tony Collins	1981-87	261
Sam Cunningham	1973-82	210

- White became the third running back in NFL history to reach 20 touchdown receptions in his first six seasons with after a 10-yard TD catch at Miami (9/22/19), joining Chuck Foreman (23) and Brian Westbrook (23).

MOST RECEIVING TDS BY A RB IN FIRST SIX SEASONS

Player	Team	Receiving TDs
Chuck Foreman	Minnesota	23
Brian Westbrook	Philadelphia	23
James White	New England	20

PROLIFIC SCORING PACE

RB James White caught a touchdown pass in the 2018 regular-season finale vs. NY Jets (12/30/18) for his seventh touchdown reception of the season, tying RB Larry Garron (7 in 1964) for the most touchdown receptions by a Patriots running back in a single season.

SINGLE-SEASON RB TD RECEPTIONS IN PATRIOTS HISTORY

Player	Year	Receiving TDs
James White	2018	7
Larry Garron	1964	7
Billy Lott	1961	6

SWEET FEET SCORING OFTEN

White has 20 receiving touchdowns in his career, second all-time among Patriots running backs.

RB TD RECEPTIONS IN PATRIOTS HISTORY

Player	Seasons	Receiving TDs
Larry Garron	1960-68	26
James White	2014-present	20
Kevin Faulk	1999-2011	15

COPIOUS CATCHES

White ranks first in the NFL for receptions and receiving yards by a running back since 2015.

RB RECEPTIONS SINCE 2015

Player	Team	Receptions
James White	New England	287
Duke Johnson Jr.	Cleveland/Houston	257
Theo Riddick	Detroit/Denver	247
Christian McCaffrey	Carolina	235
Le'Veon Bell	Pittsburgh/N.Y. Jets	228

OFF AND RUNNING

White has the most receiving yards by a running back since 2015.

RB RECEIVING YARDS SINCE 2015

Player	Team	Receiving Yds
James White	New England	2,545
Duke Johnson Jr.	Cleveland/Houston	2,398
David Johnson	Arizona	2,172

WHITE ADDS UP TD CATCHES

RB James White has the most touchdown receptions by a running back in the NFL since 2015.

RBS WITH THE MOST RECEIVING TDS SINCE 2015

Player	Team	TDs
James White	New England	20
David Johnson	Arizona	14
Christian McCaffrey	Carolina	14
Tevin Coleman	Atlanta/San Francisco	12
Austin Ekeler	L.A. Chargers	12

RECORD-SETTING SEASON

White had 87 receptions in 2018, a new team record for a running back in a single season. He finished third in the NFL among running backs for receptions and second in receiving yards last year.

MOST RECEPTIONS IN A SEASON BY A PATRIOTS RB

Player	Year	Receptions
James White	2018	87
Tony Collins	1986	77
Leroy Thompson	1994	65
James White	2016	60
Kevin Faulk	2008	58
James White	2017	56



PATRIOTS OFFENSIVE NOTES

RECEIVING YARDS RECORD

White had a career-best 751 receiving yards in 2018, the team record for a single season by a running back.

MOST RECEIVING YARDS IN A SEASON BY A PATRIOTS RB

Player	Year	Receiving Yards
James White	2018	751
Tony Collins	1986	684
James White	2016	551

WHITE JOINS EXCLUSIVE GROUP

RB James White is the fourth running back in the Super Bowl era with 750 receiving yards and seven receiving touchdowns in a season, joining Gary Anderson (1986), Larry Centers (1996) and Marshall Faulk (2000 and 2001). White finished with 751 yards receiving and seven touchdown receptions in 2018.

WHITE HAS CAREER DAY

White set career regular-season highs with 10 receptions and 115 receiving yards vs. Philadelphia (12/06/15). He is the only Patriots running back with four games with 10 or more receptions.

MOST RECEIVING YARDS IN A GAME BY A RUNNING BACK IN PATRIOTS HISTORY

Player	Date	Opponent	Yds
Shane Vereen	12/08/13	Cleveland	153
Dick Christy	11/04/60	Oakland	124
Joe Johnson	11/25/60	Houston	123
James White	12/06/15	Philadelphia	115
Larry Garron	12/11/66	Houston	113

MOST RECEPTIONS IN A GAME BY A RUNNING BACK IN PATRIOTS HISTORY

Player	Date	Opponent	Rec
Shane Vereen	12/08/13	Cleveland	12
Tony Collins	11/29/87	Philadelphia	11
Kevin Faulk	09/03/20	Tampa Bay	11
Leroy Thompson	11/13/94	Minnesota	11
James White	10/29/18	Buffalo	10
James White	10/04/18	Indianapolis	10
James White	10/01/17	Carolina	10
James White	12/06/15	Philadelphia	10
Tony Collins	11/16/86	L.A. Raiders	10

WHITE PLAYOFF NOTES

SUPER BOWL RECORD SETTER

White set a Super Bowl record with 14 receptions for 110 yards in Super Bowl LI.

MOST RECEPTIONS IN A SUPER BOWL

Player	Team	SB	Opponent	Rec.
James White	New England	LI	Atlanta	14
Demaryius Thomas	Denver	XLVII	Seattle	13
Dan Ross	Cincinnati	XVI	San Francisco	11
Jerry Rice	San Francisco	XXIX	San Diego	11
Wes Welker	New England	XLII	N.Y. Giants	11
Shane Vereen	New England	XLIX	Seattle	11

White also set a Super Bowl record by scoring 20 points with two rushing touchdowns, one touchdown reception and one two-point conversion.

MOST POINTS SCORED IN A SUPER BOWL

Player	Team	SB	Opponent	Points
James White	New England	LI	Atlanta	20
Roger Craig	San Francisco	XIX	Miami	18
Jerry Rice	San Francisco	XXIV	Denver	18
Ricky Watters	San Francisco	XXIX	San Diego	18
Terrell Davis	Denver	XXXII	Green Bay	18

MOST TOUCHDOWNS IN A SUPER BOWL

Player	Team	SB	Opponent	TDs
James White	New England	LI	Atlanta	3 (2 rush, 1 rec.)
Roger Craig	San Francisco	XIX	Miami	3 (2 rec., 1 rush)
Jerry Rice	San Francisco	XXIV	Denver	3 (3 rec.)
Ricky Watters	San Francisco	XXIX	San Diego	3 (2 rec., 1 rush)
Terrell Davis	Denver	XXXII	Green Bay	3 (3 rush)

WHITE TIES RECEPTIONS RECORD

White's 15 receptions in the 2018 Divisional Playoff win against L.A. Chargers tied Darren Sproles for most catches in a single playoff contest.

MOST RECEPTIONS IN A PLAYOFF GAME

Player	Team	Rd/Yr	Opponent	Receptions
James White	New England	Div/18	L.A. Chargers	15
Darren Sproles	New Orleans	Div/11	San Francisco	15
James White	New England	SB/16	Atlanta	14
T.Y. Hilton	Indianapolis	WC/13	Kansas City	13
Chad Morton	New Orleans	Div/00	Minnesota	13
Shannon Sharpe	Denver	WC/93	L.A. Raiders	13
Thurman Thomas	Buffalo	Div/89	Cleveland	13
Kellen Winslow	San Diego	Div/81	Miami	13



PATRIOTS DEFENSIVE NOTES

DL ADAM BUTLER

2019 ACCOMPLISHMENTS

- Adam Butler has set a new single-season career-high in 2019 with 4½ sacks. The third-year defensive lineman's previous best was three sacks in 2018.

CAREER-DEFINING CONTEST

Adam Butler arrived at Vanderbilt as an accomplished high school offensive lineman and spent his freshman season redshirting as a backup at center and guard. During his first offseason, Butler entered a rib eating contest, which judges ruled his team had lost. Butler disagreed and began arguing with the judges. Then Commodore defensive coordinator Bob Shoop was in attendance and witnessed Butler's demeanor and was impressed with his competitive attitude. Shoop convinced then head coach James Franklin to ask Butler to transition to defense.

"Coach Franklin brought me into his office and he asked me what I wanted, and I wanted whatever was best for the team," Butler told The Tennessean. "Because we were so short on defensive linemen at that time, that's how it happened."

LB JAMIE COLLINS SR.

2019 ACCOMPLISHMENTS

- Jamie Collins Sr. has set a new career single-season mark with six sacks so far in 2019. Now playing in his seventh season, his previous career high was 5½ sacks in 2015 with New England.
- Collins Sr. has three interceptions so far in 2019, a single-season career high. He had recorded two interceptions twice in his career (2014 and 2016).

COLLINS FEASTING ON OPPOSING OFFENSES

Collins Sr. is the only player in the NFL with six or more sacks and three or more interceptions this season. No other player in Patriots history has reached those marks in the same season.

PATRIOTS WITH 3+ SACKS AND 3+ INTS - SAME SEASON

Player	Season	Sacks	Interceptions
Jamie Collins Sr.	2019	6	3
Mike Vrabel	2006	4½	3
Vincent Brown	1995	4	4
Tedy Bruschi	2004	3½	3
Junior Seau	2007	3½	3
Rodney Harrison	2003	3	3

PATH TO THE NFL

The road to the NFL was anything but easy for linebacker and 2013 second-round draft pick Jamie Collins Sr. The youngest of five siblings growing up in Quentin, Miss., Collins Sr. lost both of his parents when he was six years old and was raised by one of his sisters. Collins Sr. turned to football as an outlet to help him through the tough times.

"It means a lot. It's my living," Collins Sr. told the *Boston Herald*. "It kept me on track." Collins Sr.'s resiliency in dealing with adversity has made a lasting impact on fellow Mississippi native and former Patriots teammate Stevan Ridley, who grew up 30 miles west of Meadville in Natchez, Miss., and got to know Collins through a family friend.

"What I've known about him, he really has been a strong person," Ridley told the *Herald*. "Anybody that's gone through the things that he's gone through and still finds a way to be successful on the football field, you have to be mentally tough. That's what he's kind of done as a teammate here. He's come in here and accepted his role and done a pretty good job as a rookie."

DB NATE EBNER

SPECIAL TEAMS TACKLING MACHINE

DB Nate Ebner led the Patriots in 2018 with 13 special teams tackles. Ebner has now tallied at least 10 special teams tackles every season in his seven-year career, with the exception of 2017 when he was limited to nine games due to injury and finished with eight special teams tackles. He posted a career-high 19 special teams tackles in 2016.

2018 NFL SPECIAL TEAMS TACKLE LEADERS

Player	Team	Sp. Tms. Tackles
Adrian Phillips	L.A. Chargers	17
Zeke Turner	Arizona	15
Dwayne Harris	Oakland	15
Justin Bethel	Atlanta	14
Jayron Kearse	Minnesota	14
Nate Ebner	New England	13
Clayton Fejedelem	Cincinnati	13

CB STEPHON GILMORE

LOCK-DOWN DEFENDER

CB Stephon Gilmore finished second in the NFL with 20 passes defended in 2018, establishing a single-season career-high. His previous best was 18 passes defended in 2015 with Buffalo. He also became the sixth defensive back in team history to post 20 passes defended in a single season.

2018 PASSES DEFENSED LEADERS

Player	Team	Passes Defensed
Kyle Fuller	Chicago	21
Stephon Gilmore	New England	20
Kareem Jackson	Houston	17
Darius Slay	Detroit	16

MOST PASSES DEFENSED IN A SINGLE SEASON IN PATRIOTS HISTORY

Player	Passes Defensed
Ty Law (1998)	27
Asante Samuel(2006)	24
Maurice Hurst (1994)	23
Ty Law (2003)	23
Tyrone Poole (2003)	21
Stephen Gilmore (2018)	20

GILMORE LEARNS FROM PATRIOTS PREDECESSORS

Stephon Gilmore may be one of the best cover corners in football, and recognizes the importance of the history of his position. "I'm a big history person. I like to know my history. I've watched the players who have played the game. I wouldn't be in the position I'm in now without those guys," Gilmore told the *Boston Herald*. As a player who appreciates the history of the game, Gilmore has placed emphasis on building relationships with former Patriots defensive backs and Pro Football Hall of Famers Ty Law and Mike Haynes.



PATRIOTS DEFENSIVE NOTES

DB DURON HARMON

FOURTH-QUARTER PICKS

Throughout his seven NFL seasons, Duron Harmon has shown a knack for notching late-game interceptions. Of his 20 career picks, 12 have come in the fourth quarter, with six of those occurring during the final two minutes of the game. Harmon leads the NFL in fourth-quarter interceptions since 2013.

FOURTH-QUARTER INTERCEPTIONS

Date	Opponent	Result
10/27/13	vs. Miami	W, 27-17
11/03/13	vs. Pittsburgh	W, 55-31
01/10/15*	vs. Baltimore	W, 35-31
09/10/15	vs. Pittsburgh	W, 28-21
10/29/15	vs. Miami	W, 36-7
09/18/16	vs. Miami	W, 31-24
01/14/17*	vs. Houston	W, 34-16
09/24/17	vs. Houston	W, 36-33
11/26/17	vs. Miami	W, 35-17
12/17/17	at Pittsburgh	W, 27-24
12/02/18	vs. Minnesota	W, 24-10
12/16/18	at Pittsburgh	L, 10-17

INTERCEPTIONS IN THE FINAL TWO MINUTES OF A GAME

Date	Opponent	Time Remaining
10/27/13	vs. Miami	0:55
01/10/15*	vs. Baltimore	1:46
09/18/16	vs. Miami	0:09
09/24/17	vs. Houston	0:03
11/26/17	vs. Miami	1:54
12/17/17	at Pittsburgh	0:09

* Playoff Game

MOST FOURTH-QUARTER INTERCEPTIONS SINCE 2013 (INCLUDING PLAYOFFS)

Player	Interceptions
Duron Harmon	12
Richard Sherman	11
Harrison Smith	10

HARMON INTERCEPTION NOTES:

- Ten of 17 occurred in the fourth quarter. (13-of-20 including postseason)
- Five of 17 occurred in the final two minutes of the game (6-of-20 including postseason).
- Five of 17 occurred in the end zone (6-of-20 including postseason).
- Nine of 17 occurred inside the Patriots red zone (12-of-20 including postseason).
- Thirteen of 17 occurred inside the Patriots 35-yard line (16-of-20 including postseason).
- Five of 17 have occurred against Miami (4-of-5 against Ryan Tannehill).
- Ten of 17 have occurred against either Miami or Pittsburgh.
- 11 of 17 have occurred at Gillette Stadium (13-of-20 including postseason).

HARMON PICKS ON PITTSBURGH

DB Duron Harmon intercepted two passes against Pittsburgh (12/16/18). Harmon now has five interceptions in six regular-season games against the Steelers, tied for the most interceptions against a single opponent since 2013. He also has five interceptions against Miami since 2013.

MOST INTERCEPTIONS AGAINST A SINGLE OPPONENT (SINCE 2013)

Player	Opponent	Interceptions
Duron Harmon	Pittsburgh	5
Duron Harmon	Miami	5
Reggie Nelson	Pittsburgh	5
*15 tied at 4		

LB DONT'A HIGHTOWER



WEARING BRUSCHI'S JERSEY #54

As a first round draft pick, Dont'a Hightower is used to high expectations. Hightower went to training camp with jersey #45 but was switched to jersey #54 prior to the start of his rookie year in 2012. Former LB Tedy Bruschi wore #54 for 13 seasons.

Hightower understands the importance of the number and hopes to live up to its legacy. "I definitely feel honored to be able to wear this number," Hightower said. "I've read that Tedy didn't want it to be retired and he hoped another linebacker would come in and be able to wear this number and be able to play as well. I feel honored. Tedy was a great player, and he means a lot to this organization. I'm definitely proud to be able to wear this number."

HIGHTOWER'S SECOND SCORE

Hightower returned a fumble recovery 26 yards for a touchdown vs. Cleveland, his 94th regular-season game as a Patriot (109th including playoffs), the second touchdown of his career. His first touchdown was scored in his first NFL game on Sept. 9, 2012 at Tennessee.

WINNER ON MULTIPLE LEVELS

Dont'a Hightower (three Super Bowl championships and two national titles at Alabama) and Russell Maryland (two national championships at Miami and three Super Bowl Championships with Dallas) are the only two players in NFL history with at least two national championships and two Super Bowl wins.

DB DEVIN McCOURTY

WHAT TO WATCH FOR IN 2019

- The Patriots with Devin McCourty and the Seahawks with Shaquem and Shaquil Griffin are the only NFL teams to feature twins on their roster this season. Trey and Terrell Edmunds (brothers) are also teammates on the Steelers.

2019 ACCOMPLISHMENTS

- McCourty moved past Asante Samuel for sole possession of 10th all-time on the franchise interception list and now has 26 career interceptions.
- McCourty had one interception in each of the first four games of the 2019 season, tying a team record for most consecutive games with at least one interception. Mike Haynes set the original mark with a pick in four straight games in 1976. McCourty is the first player to record an interception in each of his team's first four games of the season since Minnesota's Brian Russell in 2003. McCourty is the first Patriots player to achieve the feat.



PATRIOTS DEFENSIVE NOTES

PICK LEADER

Devin McCourty is tied for the NFL lead with five interceptions this season, his third career season with five-plus interceptions. That mark is tied with Marcus Peters and Earl Thomas for most seasons with 5-plus interception seasons since 2010. Additionally, McCourty's 26 regular-season interceptions since he entered the league in 2010 are tied for fourth-most in the NFL.

NFL INTERCEPTION LEADERS (SINCE 2010)


Player	Team(s)	Interceptions
Richard Sherman	SEA/SF	35
Reggie Nelson	CIN/OAK	31
Earl Thomas III	SEA/BAL	30
Devin McCourty	New England	26
Brent Grimes	ATL/MIA/TB	26
Aqib Talib	TB/NE/DEN/LAR/MIA	26

McCOUR-TD

DB Devin McCourty's 84-yard interception return for a touchdown in the win at Buffalo on Oct. 29, 2018 was his first career interception returned for a touchdown and the ninth-longest in team history. The pick-six was McCourty's second career score. His first touchdown came on a 104-yard kickoff return vs. the New York Jets on Oct. 21, 2012.

DOUBLE TROUBLE

After being selected by the Patriots in the first round of the 2010 NFL Draft, CB Devin McCourty became part of a select group in league history. McCourty's identical twin brother, Jason, joined the Patriots last year. The two became the 12th set of twins to play in the NFL. In the season opener, Devin and Jason became the first set of twins to play together on the same NFL team since 1926 when Gene and Tom Golsen suited up together for the Louisville Colonels. Shaquill and Shaquem Griffin of the Seattle Seahawks also accomplished this unique occurrence on Kickoff Weekend. New England also had twins on the team in 2017, with TE Jacob Hollister on the roster and WR Cody Hollister on the practice squad.



Devin and Jason were cornerbacks in the Rutgers secondary from 2005-08. Devin redshirted for the 2005 season and was a year behind his brother in eligibility. Devin became the second twin to suit up for the Patriots, after CB Kato Serwanga was a member of the team from 1998-2000. His twin brother, Jason, played for San Francisco and Minnesota from 1999-2001. According to McCourty's mother, the two can only be told apart by tiny scars on their faces left by chickenpox.

McCOURTY GOES LONG

McCourty had a 104-yard kickoff return for a touchdown vs. N.Y. Jets (10/21/12), the second longest kickoff return in team history. Ellis Hobbs has the longest in team history with a 108-yard return for a touchdown at N.Y. Jets on Sept. 9, 2007. McCourty was named AFC Special Teams Player of the Week for his performance.

LONGEST KICKOFF RETURN IN PATRIOTS HISTORY

Ellis Hobbs	108TD at N.Y. Jets (09/09/07)
Devin McCourty	104TD vs. N. Y. Jets (10/21/12)

IN GOOD COMPANY

Devin McCourty earned Associated Press All-Pro Second Team honors at safety in 2013 and 2016. He also earned Second Team All-Pro Honors as a rookie in 2010 when he played cornerback. McCourty joined Pro Football Hall of Famers Rod Woodson and Ronnie Lott as the only NFL players to earn All-Pro honors at both safety and cornerback.

BROTHERS IN ARMS

Devin and Jason McCourty have seen first-hand the effects of sickle cell disease. Both their aunt and uncle lived with the disease while their father carried the trait. Devin and Jason partnered with Embrace Kids Foundation to form their own "Tackle Sickle Cell" campaign aiming to educate the public, increase blood donations and raise money and awareness for the fight against sickle cell disease. Devin's work with the local Boston Children's Hospital has helped advance research of the disease with doctors now as close as they've ever been to a cure.

LB KYLE VAN NOY

VAN NOY SCORES TWICE IN 2018

LB Kyle Van Noy recovered a fumble and returned it 46 yards for a touchdown in the regular-season finale win over N.Y. Jets (12/30/18). It marked his second touchdown of the season. He returned a blocked punt 29-yards for a touchdown at Chicago (10/21/18), becoming the first Patriots player with two non-offensive touchdowns in a season since DB Kyle Arrington scored two touchdowns in 2014.



PATRIOTS REFERENCE NOTES

NINE STRAIGHT 11-WIN SEASONS

The Patriots have won 11 games 20 times in team history, including a current streak of and NFL-record nine consecutive years dating back to 2010. The Patriots have had 11 or more wins 16 times in Robert Kraft's 25 seasons of ownership after having only four 11-win seasons prior to Kraft purchasing the team (1976, 78, 85-86).

MOST 11-WIN SEASONS SINCE 1970 MERGER

Team	11+ Win Seasons
New England.....	20
Dallas.....	17
Pittsburgh.....	17
Denver.....	15
San Francisco.....	15

MOST CONSECUTIVE 11-WIN SEASONS

Team	Years	Consec. Seasons w/11+ Wins
New England	2010-18	9
Indianapolis.....	2003-09	7
Dallas.....	1976-81	6
San Francisco.....	1994-98	5

DIVISIONAL DOMINANCE

The Patriots have the highest winning percentage vs. division opponents from November until the end of the season since 2002.

TOP LATE-SEASON WINNING PERCENTAGE VS. DIVISION OPPONENTS SINCE 2002

Team	W	L	T	Pct.
New England	45	13	0	.776
Indianapolis	45	16	0	.738
Pittsburgh	47	18	0	.723
Seattle	39	21	0	.650
Green Bay	41	22	1	.648

TOP-10 OFFENSE

Since the 1970 merger, the Patriots offense has finished in the top 10 a total of 23 times, including 13 times under Bill Belichick.

TOP-10 OFFENSE UNDER BILL BELICHICK

Year	Rank	Yards per Game
2018.....	5.....	393.4
2017.....	1.....	394.2
2016.....	4.....	386.3
2015.....	6.....	374.4
2013.....	7.....	384.5
2012.....	1.....	427.9
2011.....	2.....	428.0
2010.....	8.....	363.8
2009.....	3.....	397.3
2008.....	5.....	365.4
2007.....	1.....	411.3
2005.....	7.....	352.0
2004.....	7.....	411.3

TOP OFFENSE

The Patriots had finished in the top 10 in offense for seven straight seasons (2007-13), second only to the 11 straight by New Orleans (2006-16). The NFL record for the most consecutive seasons finishing with a top-10 offense since the merger in 1970 is the San Francisco 49ers with 15 (1982-96).

FORCING THE ISSUE

The Patriots lead the NFL with a plus-221 turnover margin since the 1994 season.

NFL TURNOVER MARGIN SINCE 1994

New England.....	+221
Kansas City	+149
Green Bay.....	+106

STRONG IN THE SECOND HALF

Since 2001, the Patriots have done a remarkable job of finishing the season strong, compiling an NFL-best 112-31 (.783) record in games on or after Thanksgiving.

PATRIOTS BEFORE AND AFTER THANKSGIVING SINCE 2001

Season	Pre-Thanksgiving	Post-Thanksgiving	Overall
2001	5-5 (.500)	9-0 (1.000)	14-5*
2002	6-5 (.545)	3-2 (.600)^	9-7
2003	9-2 (.818)	8-0 (1.000)	17-2*
2004	9-1 (.900)	8-1 (.889)	17-2*
2005	6-4 (.600)	5-3 (.625)	11-7*
2006	7-3 (.700)	7-2 (.777)	14-5*
2007	10-0 (1.000)	8-1 (.889)	18-1*
2008	7-4 (.636)	4-1 (.800)	11-5
2009	7-3 (.700)	3-4 (.429)	10-7*
2010	8-2 (.800)	6-1 (.857)^	14-3*
2011	7-3 (.700)	8-1 (.889)	15-4*
2012	7-3 (.700)	6-2 (.750)^	13-5*
2013	8-3 (.727)	5-2 (.833)	13-5*
2014	9-2 (.818)	6-2 (.750)	15-4*
2015	10-0 (1.000)	3-5 (.375)	13-5*
2016	8-2 (.800)	9-0 (1.000)	17-2*
2017	8-2 (.800)	7-2 (.777)	15-4*
2018	7-3 (.700)	7-2 (.778)	14-5*
2019	8-1 (.889)	??	??
Totals	146-48 (.753)	112-31 (.783)	250-78

*Includes playoffs ^Includes games played on Thanksgiving

BEST RECORDS ON OR AFTER THANKSGIVING SINCE 2001 (INCLUDING PLAYOFFS)

Team	W	L	T	Pct.
New England	112	31	0	.783
Pittsburgh	87	42	0	.674
Green Bay	78	50	0	.609
Indianapolis	76	49	0	.608
Seattle	77	51	0	.602

Gillette STADIUM

SHARP AT GILLETTE

The Patriots concluded a 20-game home winning streak with a 20-16 win over Dallas on Oct. 16, 2011. It was the longest home win streak in team history. The Patriots own an overall record of 119-21 (.850) at Gillette Stadium in regular season games. The NFL record for most consecutive home victories is 27, achieved by Miami from 1971-74.

HIGHEST HOME WINNING PERCENTAGE SINCE 1970 (MINIMUM 25 GAMES)

Team	Stadium	W-L-T	Win Pct.
New England	Gillette Stadium	119-21-0	.850
Miami	Orange Bowl	101-22-1	.819
Minnesota	Metropolitan Stadium	64-23-1	.733
Pittsburgh	Heinz Field	108-41-1	.723
Pittsburgh	Three Rivers Stadium	169-67-0	.716
Seattle	Century Link	97-43-0	.692

LONGEST HOME WINNING STREAK/PATRIOTS HISTORY (REGULAR SEASON ONLY)

Streak	First Win	Last Win
20	Dec. 21, 2008.....	Oct. 16, 2011
18	Dec. 29, 2002.....	Sept. 8, 2005
17	Oct. 22, 2017	Present
16	Dec. 30, 2012.....	Dec. 28, 2014
12	Nov. 26, 2006.....	Sept. 7, 2008
10	Sept. 18, 1976.....	Oct. 30, 1977



BEND DON'T BREAK

During the past 18 seasons, the Patriots defense has consistently ranked higher in points allowed than in yards allowed. The only exceptions came in 2004 and 2015.

PATRIOTS DEFENSIVE RANKINGS SINCE 2000

Year	Avg. Points Allowed	Avg. Yds Allowed
2019	10.9 (1)	249.3 (2)
2018	20.3 (7)	359.1 (21)
2017	18.5 (5)	366.0 (29)
2016	15.6 (1)	326.4 (8)
2015	19.7 (10)	339.4 (9)
2014	19.5 (8)	344.1 (13)
2013	21.1 (10)	373.1 (26)
2012	20.7 (9t)	373.3 (25)
2011	21.4 (15)	411.1 (31)
2010	19.6 (8)	365.5 (25)
2009	17.8 (5)	320.2 (11)
2008	19.3 (8)	309.0 (10)
2007	17.1 (4)	288.3 (4)
2006	14.8 (2)	294.4 (6)
2005	21.1 (17)	330.2 (26)
2004	16.3 (2t)	310.6 (9)
2003	14.9 (1)	291.6 (7)
2002	21.6 (17)	336.1 (23)
2001	17.0 (6)	334.5 (24)
2000	21.1 (17)	334.6 (20)

IN A RUSH FOR THE END ZONE

Since 2003, the Patriots are the only team to average at least one rushing touchdown per game. The Patriots have 291 rushing touchdowns in 265 games.

RUSHING TOUCHDOWNS SINCE 2003 (REGULAR SEASON ONLY)

Team	Rush TDs since 2003
New England	291
Kansas City	260
Carolina	257
New Orleans	256

HISTORIC SCORING CLIP

The Patriots had a historic scoring output over a three-game span in October and November 2014. New England tied a team record by scoring 40 or more points in three consecutive games from Oct. 26 to Nov. 16. The Patriots also scored 40 or more in three straight games in 2007. The Patriots have scored 40 or more points 62 times in team history, including 35 times since Bill Belichick became head coach in 2000, and 19 times since 2010.

MOST CONSECUTIVE GAMES WITH 40+ POINTS IN PATRIOTS HISTORY

Gm	Year	Game 1	Game 2	Game 3
3	2014	10/26/14 (51-23 v. CHI)	11/02/14 (43-21 v. DEN)	11/16/14 (42-20 @ IND)
3	2007	10/14/07 (48-27 @ DAL)	10/21/07 (49-28 @ MIA)	10/28/07 (52-7 v. WAS)
2	1962	09/21/62 (41-16 v. DEN)	10/06/62 (43-14 @ NYT)	
2	2002	09/15/02 (44-7 @ NYJ)	09/22/02 (41-38 v. KC)	
2	2008	12/14/08 (49-26 @ OAK)	12/21/08 (47-7 v. ARZ)	
2	2010	11/25/10 (45-24 @ DET)	12/06/10 (45-3 v. NYJ)	
2	2012	11/18/12 (59-24 v. IND)	11/22/12 (49-19 @ NYJ)	
2	2015	09/20/15 (40-32 @ BUF)	09/27/15 (51-17 vs. JACK)	

SCORING FLURRY

The Patriots scored three touchdowns in a 57-second span during the final two minutes of the first half against Chicago on Oct. 26, 2014, turning a 17-7 lead into a 38-7 cushion. It was the fastest three-touchdown flurry in the NFL since the Patriots had three touchdowns in 52 seconds against the New York Jets on Nov. 22, 2012. The Patriots are one of three teams to score three touchdowns in under a minute since the 1970 merger, and are the only team to have achieved the feat twice.

NFL TEAMS TO SCORE THREE TDS IN LESS THAN ONE MINUTE

Team	Opponent	Date
New England	Chicago	10/26/14
New England	N.Y. Jets	11/22/12
Seattle	Minnesota	09/29/02
Atlanta	Carolina	10/04/98

HOW THE PATRIOTS SCORED THREE TOUCHDOWNS IN 57 SECONDS:

- Rob Gronkowski caught a 2-yard touchdown pass from Tom Brady with 1:57 left in the first half to make the score 24-7 and cap off a 10-play, 80-yard drive.
- After the Patriots defense forced a three-and-out, a 42-yard Julian Edelman punt return gave New England possession at the Chicago 9-yard line, and Brady found Brandon LaFell for a 9-yard touchdown on the next play to give the Patriots a 31-7 lead with 1:07 left in the first half.
- On the Bears first play following the LaFell touchdown, Zach Moore forced a Jay Cutler fumble that was recovered by Rob Ninkovich and returned for a 15-yard touchdown that gave the Patriots a 38-7 Patriots lead with 55 seconds left in the first half.

A COMEBACK FOR THE AGES

The Patriots came back from a 24-point deficit to defeat the Broncos, 34-31, in overtime in a Sunday Night Football matchup on Nov. 24, 2013, marking the largest regular-season comeback win in team history, after trailing 24-0 at halftime.

New England's previous best comeback win was from a 23-0 deficit to win, 38-23, vs. Seattle (09/16/84). The Patriots also came back from 22 points down to win at the New York Giants, 23-22 (12/21/96). The Patriots have come from 21 points down to win four times, most recently vs. Buffalo (01/01/12).

PATRIOTS PLAYOFF NOTES

ALL-TIME PLAYOFF RESULTS

The Patriots have compiled a 37-20 record in their 57 playoff games and their .649 playoff winning percentage is the best in NFL history among teams that have played at least 15 playoff games.

PATRIOTS PLAYOFF RECORD BY ROUND

Round	Record
First Round*	0-1
Wild Card Round	4-3
Divisional Round	16-6
AFC Championship	11-4
AFL Championship	0-1
Super Bowl	6-5
Total	37-20

*1982 Strike Season

ALL-TIME BEST NFL PLAYOFF RECORDS (MINIMUM 15 POSTSEASON GAMES)

Team	Wins	Losses	Win Pct.
New England	37	20	.649
Baltimore	15	9	.625
Green Bay	34	22	.607
San Francisco	30	20	.600
Pittsburgh	36	25	.590
OAK/L.A. Raiders	25	19	.568
Dallas	35	28	.556

MOST POSTSEASON WINS ALL-TIME

Team	Wins
New England Patriots	37
Pittsburgh Steelers	36
Dallas Cowboys	35
Green Bay Packers	34
San Francisco 49ers	30
Oakland Raiders	25

PATRIOTS IN THE PLAYOFFS

The Patriots have qualified for the playoffs 26 times in their 59-year history. Twenty of those playoff berths have come in the 25 seasons since Robert Kraft purchased the team in 1994, a dramatic contrast to the six total playoff berths the team earned in its first 34 years of existence. The Patriots have won 21 division crowns, including 16 in the last 18 seasons, and 18 of which have come since Robert Kraft's purchase in 1994.

PATRIOTS PLAYOFF SEASONS (26)

Year	How Qualified	Seed	Rec.	Result
2018	Division Champions	2	3-0	Super Bowl Champions
2017	Division Champions	1	2-1	AFC Champions
2016	Division Champions	1	3-0	Super Bowl Champions
2015	Division Champions	2	1-1	AFC Championship Game
2014	Division Champions	1	3-0	Super Bowl Champions
2013	Division Champions	2	1-1	AFC Championship Game
2012	Division Champions	2	1-1	AFC Championship Game
2011	Division Champions	1	2-1	AFC Champions
2010	Division Champions	1	0-1	AFC Divisional Round
2009	Division Champions	3	0-1	Wild Card Round
2007	Division Champions	1	2-1	AFC Champions
2006	Division Champions	4	2-1	AFC Championship Game
2005	Division Champions	4	1-1	AFC Divisional Round
2004	Division Champions	2	3-0	Super Bowl Champions
2003	Division Champions	1	3-0	Super Bowl Champions
2001	Division Champions	2	3-0	Super Bowl Champions
1998	Wild Card	6	0-1	Wild Card Round
1997	Division Champions	3	1-1	AFC Divisional Round
1996	Division Champions	2	2-1	AFC Champions
1994	Wild Card	5	0-1	Wild Card Round
1986	Division Champions	3	0-1	AFC Divisional Round
1985	Wild Card	5	3-1	AFC Champions
1982*	16-Team Format	7	0-1	First Round
1978	Division Champions	2	0-1	AFC Divisional Round
1976	Wild Card	4	0-1	AFC Divisional Round
1963	Division Champions	--	1-1	AFL Championship Game

*Strike Year | Bold indicates Kraft era

37-20 Record

PLAYOFF BERTHS UNDER KRAFT

New England has qualified for the playoffs 26 times in its 59-year history. The Patriots have earned 20 of those playoff berths in the 25 seasons since Robert Kraft purchased the team in 1994. New England has won 21 division crowns overall (20 AFC East crowns) and has qualified as a Wild Card team on four occasions (1998, 1994, 1985 and 1976). The Patriots also qualified for the playoffs in 1982 as part of a 16-team tournament following a players' strike.



ANNUAL ACHIEVEMENT

The Patriots won more than half of their games for the 18th straight year in 2018. They are the first team to win more than half of their games in 18 straight seasons since free agency began in 1993.

The Patriots are also the first team to win more than half of their games in 18 straight seasons since the 1970 AFL-NFL merger, moving past the 49ers (16 straight from 1983-98) and the Cowboys (16 straight from 1970-85).

The Patriots have now won nine or more games in 22 of the 25 seasons Robert Kraft has owned the team.

MOST CONSECUTIVE WINNING SEASONS (SINCE 1970 NFL MERGER)

Team	Years	Winning Seasons
New England	2001-18	18
San Francisco	1983-98	16
Dallas	1970-85	16
Oakland	1970-80	11

MOST CONSECUTIVE WINNING SEASONS ALL-TIME

Team	Years	Winning Seasons
Dallas	1966-85	20
New England	2001-18	18
San Francisco	1983-98	16
Oakland	1965-80	16
Chicago	1930-44	15
Green Bay	1934-47	14
Cleveland	1957-69	13

CONTINUED ADVANCEMENT

TEAMS TO WIN AT LEAST ONE PLAYOFF GAME IN CONSECUTIVE SEASONS

Team	Years	Consec. Seasons	Wins
New England	2011-18	8	16
Dallas	1991-96	6	12
New England	2003-07	5	11
Seattle	2012-16	5	8
Baltimore	2008-12	5	9
Philadelphia	2000-04	5	7
Green Bay	1993-97	5	9
Oakland	1973-77	5	7

2018 AFC EAST CHAMPIONS

The New England Patriots claimed the AFC East Division title for the 10th consecutive season and for the 18th time under Robert Kraft in 2018. New England joined the Atlanta Braves as the only franchises from the NFL, NBA, MLB or NHL to win at least 10 straight division titles. Atlanta won 14 consecutive division championships from 1991-2005.

DIVISION CHAMPIONSHIPS SINCE 1994

New England	18
Pittsburgh	13
Green Bay	12
Indianapolis	10

PLAYOFF TRENDS SINCE 1970

PATRIOTS PLAYOFF TRENDS (SINCE 1970 NFL MERGER)

<i>All-Time (36-19)</i>	<i>Record</i>
vs. AFC.....	30-14
vs. NFC.....	6-5
Home.....	23-4
Away.....	7-10
Leading at Halftime.....	27-4
Trailing at Halftime.....	6-13
Tied at Halftime.....	3-2
Leading After 3 Quarters.....	26-4
Tied After 3 Quarters.....	4-0
Trailing After 3 Quarters.....	6-15
Decided by 7 Points or Fewer.....	15-9
Decided by 3 Points or Fewer.....	7-4
When Scoring First.....	27-7
When Not Scoring First.....	9-12
Positive Turnover Ratio.....	22-1
Even Turnover Ratio.....	6-5
Negative Turnover Ratio.....	8-13
Winning or Even Penalty Ratio.....	27-4
Losing Penalty Ratio.....	9-15
With a 100-Yard Rusher.....	11-0
Without a 100-Yard Rusher.....	24-19
With a 100-Yard Receiver.....	19-8
Without a 100-Yard Receiver.....	17-11
When Allowing a 100-Yard Rusher.....	4-5
When Not Allowing a 100-Yard Rusher.....	32-14
When Allowing a 100-Yard Receiver.....	9-8
When Not Allowing a 100-Yard Receiver.....	27-11
With a 300-Yard Passer.....	12-4
Without a 300-Yard Passer.....	24-15
Allowing a 300-Yard Passer.....	8-3
Not Allowing a 300-Yard Passer.....	28-16

MOST PLAYOFF WINS IN A DECADE

The Patriots have won 16 playoff games so far this decade to set a new record for the most playoff victories by any NFL team in a decade.

MOST PLAYOFF VICTORIES IN A DECADE

<i>Team</i>	<i>Decade</i>	<i>Playoff Wins</i>	<i>Championships</i>
New England	2010-present	16	2014, 16, 18
New England	2000s	14	2001, 03, 04
Dallas	1970s	14	1971, 77
Pittsburgh	1970s	14	1974-75, 1978-79
San Francisco	1980s	13	1981, 84, 1988-89
Dallas	1990s	12	1992-93, 95
Washington	1980s	11	1982, 87
Buffalo	1990s	10	--
Philadelphia	2000s	10	-
Pittsburgh	2000s	10	2005, 08

SUSTAINED PLAYOFF SUCCESS

The Patriots have won 12 playoff games from 2014-present, the NFL's highest playoff victory total over a five-season span.

MOST PLAYOFF VICTORIES IN A FIVE-YEAR SPAN

<i>Team</i>	<i>5-Year Span</i>	<i>Playoff Wins</i>	<i>SB Wins</i>
New England	2014-present	12	3
New England	2003-07	11	2
Dallas	1991-95	11	3
Dallas	1992-96	11	3
New England	2013-17	10	2
New England	2001-05	10	3
Pittsburgh	1974-78	10	3
Pittsburgh	1975-79	10	3

PATS REACH 50 PLAYOFF GAMES

The Patriots are one of five NFL teams with 50 postseason games.

MOST POSTSEASON GAMES PLAYED

<i>Team</i>	<i>Games Played</i>
Dallas.....	63
Pittsburgh.....	61
New England.....	57
Green Bay.....	56
San Francisco.....	50

PATRIOTS AT HOME IN THE PLAYOFFS

The Patriots are 23-4 (.852) at home in the playoffs in their history. Twenty-six of the franchise's 27 home playoff games have taken place since Robert Kraft purchased the team 25 years ago. After Kraft bought the team, the Patriots won 11 consecutive home playoff games before experiencing a home loss.

PATRIOTS AT HOME IN THE PLAYOFFS (23-4)

<i>Date</i>	<i>Round</i>	<i>Opponent</i>	<i>W/L</i>	<i>Score</i>
01/13/19	AFC Divisional	L.A. Chargers	W	41-28
01/21/18	AFC Championship	Jacksonville	W	24-20
01/13/18	AFC Divisional	Tennessee	W	35-14
01/22/17	AFC Championship	Pittsburgh	W	36-17
01/14/17	AFC Divisional	Houston	W	34-16
01/16/16	AFC Divisional	Kansas City	W	27-20
01/18/15	AFC Championship	Indianapolis	W	45-7
01/10/15	AFC Divisional	Baltimore	W	35-31
01/11/14	AFC Divisional	Indianapolis	W	43-22
01/20/13	AFC Championship	Baltimore	L	13-28
01/13/13	AFC Divisional	Houston	W	41-28
01/22/12	AFC Championship	Baltimore	W	23-20
01/14/12	AFC Divisional	Denver	W	45-10
01/16/11	AFC Divisional	N.Y. Jets	L	21-28
01/10/10	AFC Wild Card	Baltimore	L	14-33
01/20/08	AFC Championship	San Diego	W	21-12
01/12/08	AFC Divisional	Jacksonville	W	31-20
01/07/07	AFC Wild Card	N.Y. Jets	W	37-16
01/07/06	AFC Wild Card	Jacksonville	W	28-3
01/16/05	AFC Divisional	Indianapolis	W	20-3
01/18/04	AFC Championship	Indianapolis	W	24-14
01/10/04	AFC Divisional	Tennessee	W	17-14
01/19/02	AFC Divisional	Oakland	W	16-13 (OT)
12/28/97	AFC Wild Card	Miami	W	17-3
01/12/97	AFC Championship	Jacksonville	W	20-6
01/05/97	AFC Divisional	Pittsburgh	W	28-3
12/31/78	AFC Divisional	Houston	L	14-31

HOME DOMINANCE

The Patriots have a 23-4 (.852) all-time record in home playoff games. The Patriots .852 winning percentage at home in the post-season is first among teams with at least 15 home playoff games and their 23 wins are the most. The Patriots are one of four teams with at least 20 wins at home. Pittsburgh and Dallas have 21 home wins in the postseason, followed by San Francisco (20).

BEST HOME PLAYOFF RECORDS

<i>Team</i>	<i>Record</i>	<i>Win Pct.</i>
New England.....	23-4.....	.852
Oakland.....	19-5.....	.792
Green Bay.....	18-5.....	.783
Denver.....	17-5.....	.773
Washington.....	13-5.....	.722
Dallas.....	21-9.....	.700
San Francisco.....	20-9.....	.690

CONSECUTIVE PLAYOFF SEASONS

The Patriots have made the playoffs in 10 straight seasons (2009-18), setting an NFL record for most consecutive seasons reaching the postseason.

MOST CONSECUTIVE PLAYOFF SEASONS IN NFL HISTORY

Team	Consec. Playoff Seasons (Years)
New England.....	10 (2009-18)
Dallas	9 (1975-83)
Indianapolis.....	9 (2002-10)
Green Bay	8 (2009-16)
Pittsburgh	8 (1972-79)
L.A. Rams.....	8 (1973-80)
Dallas	8 (1966-73)

EIGHT STRAIGHT AFC CHAMP. GAMES

The Patriots advanced to the AFC Championship for the eighth straight season in 2018, the most consecutive conference title appearances by an NFL team in history.

MOST CONSECUTIVE CONFERENCE CHAMPIONSHIP GAME APPEARANCES SINCE 1970 MERGER

Team	Years	Results
New England	(8) 2011-18	(5-3) W, L, L, W, L, W, W, W
Oakland	(5) 1973-77	(1-4) L, L, L, W, L
Philadelphia	(4) 2001-04	(1-3) L, L, L, W
Buffalo Bills	(4) 1990-93	(4-0) W, W, W, W
Dallas.....	(4) 1970-73	(2-2) W, W, L, L
Dallas.....	(4) 1992-95	(3-1) W, W, L, W
San Francisco.....	(3) 2011-13	(1-2) L, W, L
Dallas.....	(3) 1980-82	(0-3) L, L, L
Green Bay	(3) 1995-97	(2-1) L, W, W
Miami.....	(3) 1971-73	(3-0) W, W, W
Pittsburgh.....	(3) 1974-76	(2-1) W, W, L
San Francisco.....	(3) 1992-94	(1-2) L, L, W
San Francisco.....	(3) 1988-90	(2-1) W, W, L
St. Louis	(3) 1974-76	(0-3) L, L, L

PATRIOTS EARN ANOTHER BYE

The Patriots secured a first round playoff bye in 2018 for the 13th time since 2001 — a feat unmatched by any team in the NFL in the last 18 years.

MOST PLAYOFF BYES SINCE 2001

Team	Playoff Byes
New England	13
Denver	5
Pittsburgh.....	5
Atlanta.....	4
Chicago.....	4
Philadelphia.....	4

MOST BYES SINCE 1990

The Patriots earned a first-round bye in the 2018 NFL playoffs and lead the NFL with 14 first-round byes since the current NFL playoff format was instituted in 1990. The Patriots earned a first-round bye for the ninth consecutive season, becoming the first team in NFL history to do so. Dallas and San Francisco earned four straight byes from 1992-95 and Denver had four straight from 2012-15.

MOST BYES SINCE 1990

Team	Playoff Byes
New England	14
Pittsburgh.....	9
Denver	8
San Francisco.....	8

TITLE TOWN

The Patriots extended their mark to 10 straight division titles in 2018. They join the Atlanta Braves (14) as the only franchises from the NFL, NBA, MLB or NHL to win at least 10 straight division titles. The New York Yankees (1998-06), Colorado Avalanche (1995-03), L.A. Lakers (1982-90) and Boston Celtics (1957-65) are the teams from the other major four sports that have streaks of nine straight titles.

MOST CONSECUTIVE DIVISION TITLES

Team	Division	Titles	Years
New England	AFC East	10	2009-18
L.A. Rams	NFC West	7	1973-79
Pittsburgh	AFC Central	6	1974-79
Minnesota	NFC Central	6	1973-78
Dallas	NFL Capitol/NFC East	6	1966-71
Cleveland	American/Eastern Conf.	6	1950-55
New England	AFC East	5	2003-07
Denver	AFC West	5	2011-15
Indianapolis	AFC South	5	2003-07
Dallas	NFC East	5	1992-96
San Francisco	NFC West	5	1986-90
Chicago	NFC Central	5	1984-88
Oakland	AFC West	5	1972-76

The Patriots have won the AFC East for 10 straight seasons, besting the five straight the team won from 2003-07 for the longest streak in AFC East division history. The Patriots have won 16 of the last 18 division crowns. The Patriots have won 18 division titles in the 25 seasons since Robert Kraft bought the team in 1994.

MOST CONSECUTIVE AFC EAST TITLES

Team	Streak	Years
New England	10	2009-18
New England	5	2003-07
Buffalo	4	1988-91
Miami	4	1981, 83-85*
Miami	4	1971-74
Baltimore Colts.....	3	1975-77
Buffalo Bills	3	1964-66@

*Due to 1982 strike, the NFL played just a nine-game season and the standings were not divided into divisions that season.

@AFL

ALL-TIME SUPER BOWL BERTHS

The Patriots advanced to their 11th Super Bowl with a win over Kansas City in the 2018 AFC Championship Game, a total that is the most in NFL history.

MOST SUPER BOWL APPEARANCES

Team	Super Bowls
New England	11
Dallas	8
Denver	8
Pittsburgh Steelers.....	8
San Francisco 49ers	6
GB, NYG, OAK, WAS, MIA.....	5

WINNING TANDEM

Bill Belichick and Tom Brady are the winningest coach and quarterback tandem in the postseason and continued to build on their success in 2018.

MOST POSTSEASON APPEARANCES

QB/HC	Playoff Wins
Bill Belichick/Tom Brady.....	30
Chuck Noll/Terry Bradshaw	14
Tom Landry/Roger Staubach	11

PATRIOTS FOOTBALL NETWORK

The Patriots Football Network (PFN) is the full portfolio of media offerings from the six-time Super Bowl Champion New England Patriots. PFN provides Patriots content produced both in-house and with media partners spanning print, television, radio and the Internet.

PATRIOTS ALL ACCESS

The Emmy Award-winning "Patriots All-Access" airs weekly throughout the season on WBZ-TV Channel 4 in Boston and regional affiliates in Hartford, Providence, Springfield, Burlington, Portland and Bangor. "Patriots All-Access" features exclusive behind-the-scenes access and in-depth weekly features on Patriots players and personnel. Hosted by WBZ's Steve Burton, the show features weekly sit-downs with Bill Belichick including the popular "Belestrator" segment where the coach breaks down upcoming opponents with Scott Zolak.

"Patriots All-Access" airs Fridays from 7-8 p.m. on **WBZ-TV** and Sunday from 9-10 a.m. on **myTV38** in Boston. **Check local listings for airtime.**

PATRIOTS THIS WEEK

Insider information. Passionate debate. Timely analysis. That's what "Patriots This Week" delivers. The show, hosted by Bob Socci with former Patriots Scott Zolak and Matt Chatham, is a fast-paced, half-hour of football talk. From breaking down the previous contest to game planning the next opponent, there's no better way to get ready for football than "Patriots This Week" — every Friday night at 10:30 p.m. on NBC Sports Boston.

PATRIOTS.COM

NEWS

Patriots.com features daily updates and exclusive content from the writers of Patriots Football Weekly, offering everything from breaking news to player features and the popular "Unfiltered Q&A" postings.

VIDEO

The Patriots offer video ready for any device with a screen. Live video includes every Coach Belichick and Tom Brady press conferences, the Dunkin' pregame and postgame shows and other events such as special episodes of Patriots All-Access and the Patriots Hall of Fame induction ceremony. On demand video ranges from daily news updates, special features, player interviews, game highlights and Patriots Cheerleaders. Video offerings also include exclusive content such as postgame locker room celebrations and "Belichick Breakdowns" where coach gives his unique insight into opponents and plays.

AUDIO

Live, original radio shows and on demand podcasts produced from the studios at Gillette Stadium are available on Patriots.com, the Patriots app, TuneIn Radio, iTunes and other podcast platforms. The line-up includes "Patriots Unfiltered," the team's flagship show featuring the writers from Patriots.com and "Patriots Playbook" with John Rooke. New for 2019 - "Patriots Off Topic" is a weekly podcast hosted by Lifestyle editor Angelique Fiske and Patriots social media editor Mackenzie Knoop, covering all things Patriots off the field, in the community and on social media.

Additional audio content includes every press conference and conference call, player interviews, Training Camp-cast, Patriots Roster Report, Patriots Prospect Reports and special live NFL Draft shows. Wherever there's a speaker, there's Patriots audio, anytime, anywhere. Check Patriots.com for in-season and out-of-season schedules.

PHOTOS

The Patriots in-house photographers produce the largest selection of Patriots game action and behind-the-scenes photos in the world. Hundreds of player and cheerleader galleries will keep you clicking!

PATRIOTS SOCIAL MEDIA

The Patriots social media channels bring the fans closer to the team with unmatched behind-the-scenes access. From press releases and roster transactions to action photos and exclusive videos, the Patriots social media accounts are a must follow for all Patriots fans. The Patriots are active on multiple platforms, providing on-field statistics and milestones, off-the-field lifestyle content as well as information, news and updates. Follow the team's official accounts: Facebook (NewEnglandPatriots), Twitter (@patriots), Instagram (@patriots), Snapchat ('patriots'), YouTube (patriots), Google+ (+patriots) and Pinterest (patriots).

PATRIOTS MONDAY ON WEEI

WEEI Sports Radio broadcasts Patriots Monday each week, offering fans unique insight and analysis from Coach Belichick and Tom Brady in addition to other Patriots players. WEEI will broadcast Patriots Monday each week, kicking off with The Greg Hill Show at 6 a.m.

PATRIOTS FRIDAY ON WEEI

WEEI also broadcasts Patriots Friday each week, offering fans a look ahead at the weekend's game, match ups and rivalries. Various Patriots players will be featured on air. WEEI will broadcast Patriots Fridays each week throughout the season with Greg Hill from the Hill-Man Morning Radio Show.

98.5 THE SPORTS HUB PATRIOTS RADIO NETWORK



FLAGSHIP STATION OF THE NEW ENGLAND PATRIOTS

98.5 The Sports Hub is the Patriots flagship station, broadcasting every Patriots game across its radio network and featuring broadcasting duo Bob Socci and Scott Zolak. Three hours prior to kickoff, during halftime and after the game, Marc Bertrand and Chris Gasper will be serving up all the timely news and notes, while Jim Murray will join Bertrand for the postgame news, including live sound from the postgame press conferences.

FLAGSHIP STATION

WBZ-FM Boston 98.5 FM

MASSACHUSETTS

WBZ-FM Boston 98.5 FM

WAQY Springfield 102.1 FM

WBEC Pittsfield 1420 AM

WPKZ Fitchburg 1280 AM

WNAW North Adams 1230 AM

WBSM New Bedford 1420 AM

WPVQ Greenfield 95.3 FM

WSAR Fall River 1480 AM

WWFX Worcester 100.1 FM

WXTK Hyannis 95.1 FM

WMRC Milford 103.1 FM/1490 AM

WBOQ Gloucester 104.9 FM

MAINE

WBLM Portland 102.9 FM

WEBB Augusta 98.5 FM

WEZQ Bangor 92.9 FM

WOZI Presque Isle 1390 AM

CONNECTICUT

WTIC Hartford 1080 AM

WINY Putnam 1350 AM

WMOS New London 102.3 FM

WGCH Greenwich 1490 AM

WINE Brookfield 940 AM

NEW HAMPSHIRE

WFNQ Nashua 106.3 FM

WPKQ North Conway 103.7 FM

WSAK Hampton 102.1 FM

WSHK Portsmouth/Dover 105.3 FM

WNNH Concord 99.1 FM

WLNH Laconia 98.3 FM

WEMJ Laconia 107.3 FM/1490 AM

WINQ Keene 98.7 FM

WXXK Lebanon 100.5 FM

VERMONT

WCPV Burlington 101.3 FM

WDVT Rutland 94.5 FM

WIKI Newport 1490 AM

WKVT Brattleboro 92.7 FM

WRFK Barre/Montpelier 107.1 FM

WSTJ St. Johnsbury 1340 AM

RHODE ISLAND

WPRO Providence 630 AM

WEAN Providence 99.7 FM

NEW YORK

WHTK Rochester 1280 AM



WINNINGEST PRO SPORTS TEAMS SINCE 1994

PATRIOTS ARE WINNINGEST PRO SPORTS FRANCHISE SINCE 1994

Since the 1994 season, the Patriots have won 70.2 percent of their regular season games (287-122), which is the highest winning percentage in major American professional sports over that period. Since 1994, there have been 145 franchises that have fielded teams in the five major American sports leagues (NFL, MLB, NBA, NHL and MLS) and completed more than two full seasons of competition.

HIGHEST WINNING PERCENTAGE IN MAJOR AMERICAN PROFESSIONAL SPORTS, 1994-PRESENT

(Regular Season – Includes National Football League, Major League Baseball, National Basketball Association, National Hockey League and Major League Soccer)

Records updated through games completed on November 11, 2019

Rk.	Records since 1994	Lg.	W	L	T/OTL	PCT.
1	New England Patriots	NFL	287	122	0	0.702
2	San Antonio Spurs	NBA	1375	638	0	0.683
3	Pittsburgh Steelers	NFL	259	148	2	0.636
4	Green Bay Packers	NFL	257	151	2	0.629
5	Detroit Red Wings	NHL	1064	585	270	0.625
7	New York Yankees	MLB	2435	1706	0	0.588
6	Indianapolis Colts	NFL	240	169	0	0.587
8	Dallas Stars	NHL	990	674	254	0.582
9	Seattle Sounders FC	MLS	171	111	84	0.582
10	Denver Broncos	NFL	238	171	0	0.582
11	Utah Jazz	NBA	1169	843	0	0.581
12	New Jersey Devils	NHL	980	675	261	0.580
13	Philadelphia Flyers	NHL	956	659	289	0.578
14	St. Louis Blues	NHL	979	681	259	0.578
16	Houston Rockets	NBA	1159	853	0	0.576
15	Boston Bruins	NHL	962	672	283	0.576
17	Pittsburgh Penguins	NHL	987	700	229	0.575
18	Oklahoma City/Seattle Thunder	NBA	1155	857	0	0.574
19	Washington Capitals	NHL	973	694	247	0.573
20	Los Angeles Lakers	NBA	1149	862	0	0.571
21	San Jose Sharks	NHL	966	702	254	0.569
22	New York City FC	MLS	75	52	43	0.568
23	Colorado Avalanche/Quebec Nordiques	NHL	966	713	238	0.566
24	Miami Heat	NBA	1127	874	0	0.563
25	Nashville Predators	NHL	795	602	216	0.560
26	Philadelphia Eagles	NFL	227	180	1	0.558
27	Indiana Pacers	NBA	1117	894	0	0.555
28	Atlanta Braves	MLB	2299	1844	0	0.555
29	Los Angeles Galaxy	MLS	344	261	159	0.554
32	Baltimore Ravens	NFL	207	169	1	0.550
30	Boston Red Sox	MLB	2281	1865	0	0.550
33	Seattle Seahawks	NFL	225	184	1	0.550
31	Anaheim Ducks	NHL	920	733	265	0.549
34	Dallas Mavericks	NBA	1101	911	0	0.547
35	Dallas Cowboys	NFL	223	186	0	0.545
36	Portland Trail Blazers	NBA	1097	915	0	0.545
38	Minnesota Vikings	NFL	223	185	14	0.545
37	Minnesota Wild	NHL	695	566	198	0.544
39	Los Angeles Dodgers	MLB	2255	1891	0	0.544
41	St. Louis Cardinals	MLB	2246	1897	0	0.542
42	Chicago Blackhawks	NHL	896	738	269	0.542
40	Vancouver Canucks	NHL	904	746	261	0.541
43	Montreal Canadiens	NHL	906	753	258	0.540
44	Ottawa Senators	NHL	905	757	255	0.539
46	New York Rangers	NHL	911	766	238	0.538
45	Kansas City Chiefs	NFL	220	190	0	0.537
47	Cleveland Indians	MLB	2208	1933	0	0.533
48	Toronto Maple Leafs	NHL	894	774	251	0.531
49	Calgary Flames	NHL	878	788	254	0.523
50	Portland Timbers	MLS	116	103	87	0.521

NOTES: This analysis uses NFL rules when calculating winning percentage, counting ties as a half-win and a half-loss. For NHL teams, overtime losses (OTL) and ties from 2001-2004 (the NHL abolished ties in 2005-2006 and instituted a shootout system) are counted as ties when calculating winning percentage.

**The Miami Fusion were contracted following the 2001 MLS season.*

HIGHEST WINNING PERCENTAGE AMONG BOSTON-AREA MAJOR PROFESSIONAL SPORTS TEAMS, 1994-PRESENT

(Rankings listed below are each team's overall ranking among the 145 major American pro sports teams that have completed more than two full seasons of competition)

Records updated through games completed on November 11, 2019

Rank	Team	Lg.	W	L	T/OTL	Pct.
1	New England Patriots	NFL	287	122	0	0.702
15	Boston Bruins	NHL	962	672	283	0.576
30	Boston Red Sox	MLB	2281	1865	0	0.550
62	Boston Celtics	NBA	1032	978	0	0.513
104	New England Revolution	MLS	284	320	161	0.476

A DECADE OF DOMINANCE (2000-09)

When Robert Kraft purchased the New England Patriots in 1994, few would have thought that just 18 years later the franchise would be the undisputed team of the decade in the first decade of the new millennium. Kraft brought a winning vision to the organization and dedicated his resources to building a consistent winner. On Jan. 27, 2000, Kraft hired Bill Belichick to coach the team, and three months later the team drafted then-unheralded quarterback Tom Brady, putting the final pieces in place for the Patriots to become the most successful NFL team of the 2000s. The tallies listed below represent totals during the 2000-09 seasons.

Super Bowl Titles

New England	3
Pittsburgh	2
Baltimore	1
Indianapolis	1
New Orleans	1
N.Y. Giants	1
Tampa Bay	1

Conference Titles

New England	4
Indianapolis	2
N.Y. Giants	2
Pittsburgh	2
10 Teams	1

Division Titles

New England	7
Indianapolis	6
Philadelphia	5
Pittsburgh	5
San Diego	5

Note: The Patriots also finished tied for the division lead twice during the 2000s but lost the division title on tiebreakers in 2002 and 2008.

Playoff Wins

New England	14
Philadelphia	10
Pittsburgh	10
Indianapolis	9
Baltimore	8

Playoff Winning Percentage

Team	W	L	Pct.
New England	14	4	.777
New Orleans	5	2	.714
Pittsburgh	10	4	.714
Arizona	4	2	.667
Carolina	5	3	.625
Baltimore	8	5	.615

Playoff Games Played

(Includes 2009 Wild Card Round)

New England	18
Philadelphia	18
Indianapolis	17
Pittsburgh	14
Baltimore	13
N.Y. Giants	11

Overall Wins

(Includes Regular Season and Playoffs)

New England	126
Indianapolis	124
Pittsburgh	113
Philadelphia	113
Baltimore	100

Overall Winning Percentage

(Includes Regular Season and Playoffs)

Team	W	L	T	Pct.
New England	126	52	0	.708
Indianapolis	124	53	0	.701
Pittsburgh	113	60	1	.652
Philadelphia	113	64	1	.638
Green Bay	98	71	0	.580

Most Victories in a Season

(Inc. Playoffs), 2000-09

Team	Year	W
New England	2007	18
New England	2003	17
New England	2004	17
Baltimore	2000	16
St. Louis	2001	16
Pittsburgh	2004	16
Indianapolis	2006	16
Indianapolis	2009	16
New Orleans	2009	16

Most Victories in a Single

Regular Season, 2000-09

Team	Year	W
New England	2007	16
Pittsburgh	2004	15
New England	2003	14
New England	2004	14
Indianapolis	2005	14
Indianapolis	2009	14
St. Louis	2001	14

Most points scored in a game in the 2000s

Rk	Team	Date	Opp	PF	PA
1	NE	10/18/09	Ten	59	0
2	CIN	11/28/04	Cle	58	48
3	STL	10/01/00	SD	57	31
4	NE	11/18/07	Buf	56	10
4	KC	10/24/04	Atl	56	10
4	NYJ	09/28/08	Ari	56	35
4	PHI	09/23/07	Det	56	21

Total Point Differential, 2000-09

Team	PF	PA	Diff.
New England	4003	2897	+1106
Indianapolis	4269	3286	+983
Philadelphia	3758	2883	+875
Pittsburgh	3585	2779	+806
Green Bay	3921	3282	+639

Playoff Games Hosted

New England	9
Philadelphia	9
Pittsburgh	8
Indianapolis	8

Major Sports League Titles, 2000-09

Los Angeles Lakers	NBA	4
New England Patriots	NFL	3
San Antonio Spurs	NBA	3
Boston Red Sox	MLB	2
Detroit Red Wings	NHL	2
Houston Dynamo	MLS	2
Los Angeles Galaxy	MLS	2
New Jersey Devils	NHL	2
New York Yankees	MLB	2
Pittsburgh Steelers	NFL	2
San Jose Earthquakes	MLS	2

Major Sports Conference Titles, 2000-09

Los Angeles Lakers	NBA	6
New England Patriots	NFL	4
New England Revolution	MLS	4
Los Angeles Galaxy	MLS	4
New York Yankees	MLB	4
Detroit Red Wings	NHL	3
New Jersey Devils	NHL	3
San Antonio Spurs	NBA	3

Seasons of NFL Playoff Advancement

Philadelphia	7
New England	6
Pittsburgh	5
Baltimore	4
Indianapolis	4
Green Bay	3
Oakland	3
Seattle	3
New Orleans	3

A DECADE OF DOMINANCE (2010-19)

The New England Patriots have earned more wins (137) in the past decade (2010-2019) than any other team in the NFL has over any 10-year span with 115 regular-season victories and 16 playoffs wins. They also own the highest winning percentage (.702) of any team in professional sports since 1994. The Patriots also won a league-leading three Super Bowls in the 2010s, increasing their total to six and tying them with the Pittsburgh Steelers for most all-time. The Patriots won more conference championships (5), appeared in more conference championship games (8) and won more division titles (9) than any other NFL team. This landmark decade comes on the heels of another dominant decade, as the Patriots also led the NFL in Super Bowl victories, conference championships, conference championship game appearances and division titles in the 2000s.

Super Bowl Titles

New England	3
Seattle	1
Denver	1
Green Bay	1
N.Y. Giants	1
Baltimore	1
Philadelphia	1

Conference Titles

New England	5
Seattle	2
Denver	2
Nine Teams	1

Division Titles

New England	9
Houston	5
Denver	5
Green Bay	5

Playoff Wins

New England	16
Green Bay	9
Seattle	9
Baltimore	7
Denver	6

Playoff Winning Percentage

Team	W	L	Pct.
N.Y. Giants	4	1	.800
New England	16	6	.727
Denver	6	3	.667
Baltimore	7	4	.636
San Francisco	5	3	.625
Green Bay	9	6	.600
Seattle	9	6	.600

Playoff Games Played

New England22
Seattle15
Green Bay15
Pittsburgh11
Baltimore11
Denver10

Overall Wins

(Includes Regular Season and Playoffs)

New England	137
Green Bay	106
Seattle	105
Pittsburgh	104
New Orleans	98

Overall Winning Percentage

(Includes Regular Season and Playoffs)

Team	W	L	T	Pct.
New England	137	38	0	.783
Green Bay	106	60	2	.637
Seattle	105	62	1	.628
Pittsburgh	104	59	1	.637
New Orleans	98	64	0	.605

Most Victories in a Season

(Including Playoffs), 2010-19

Team	Year	W
New England	2016	17
Carolina	2015	17
Seattle	2013	16
Philadelphia	2017	16
New England	2011	15
New England	2014	15
New England	2017	15
L.A. Rams	2018	15
Denver	2013	15
Green Bay	2011	15

Most Victories in a Single

Regular Season, 2010-19

Team	Year	W
Carolina	2015	15
Green Bay	2011	15
New England	2016	14
New England	2010	14
New England	2017	13
New England	2013	13
13 Teams		13

Most points scored in a game in the 2010s

Rk	Team	Date	Opp	PF	PA
1	NO	10/23/11	Ind	62	7
2	NE	11/18/12	Ind	59	24
2	OAK	10/24/10	Den	59	14
2	PHI	11/15/10	Was	59	28
2	BAL	09/08/19	Mia	59	10
3	NYJ	12/09/12	Ari	58	0

Total Point Differential, 2010-19

Team	PF	PA	Diff.
New England	5229	3404	+1825
Seattle	4064	3258	+806
Pittsburgh	3961	3287	+674
Green Bay	4442	3783	+659
New Orleans	4492	3866	+626

Playoff Games Hosted

New England	16
Denver	9
Seattle	7
Green Bay	6

Major Sports League Titles, 2010-19

New England Patriots	NFL	3
Golden State Warriors	NBA	3
L.A. Galaxy	MLS	3
San Francisco Giants	MLB	3
Chicago Blackhawks	NHL	3
Boston Red Sox	MLB	2
Miami Heat	NBA	2
Pittsburgh Penguins	NHL	2
L.A. Kings	NHL	2

Major Sports Conference Titles, 2010-19

New England Patriots	NFL	5
Golden State Warriors	NBA	5
Cleveland Cavaliers	NBA	4
Miami Heat	NBA	4
San Francisco Giants	MLB	3

Seasons of NFL Playoff Advancement

New England	9
Seattle	7
Green Bay	7
Pittsburgh	6
Kansas City	6

ALL-TIME DECADE DOMINANCE

All-Time Regular Season Wins Decade Leaders

Team	Decade	Regular Season	Postseason	Total
New England	2010-2019	121-32 (.791)	16-6 (.727)	137-38 (.783)
New England	2000-09	112-48 (.700)	14-3 (.824)	126-51 (.712)
Indianapolis	2000-09	115-45 (.719)	8-7 (.533)	123-52 (.703)
San Francisco	1990-99	113-47 (.706)	9-7 (.563)	122-54 (.693)

Most Playoff Victories in a Decade

Team	Decade	Playoff Wins	Championships
New England	2010s	16	2014, 2016, 2018
New England	2000s	14	2001, 2003, 2004
Dallas	1970s	14	1971, 1977
Pittsburgh	1970s	14	1974, 1975, 1978, 1979
San Francisco	1980s	13	1981, 1984, 1988, 1989
Dallas	1990s	12	1992, 1993, 1995
Washington	1980s	11	1982, 1987
Buffalo	1990s	10	--
Pittsburgh	2000s	10	2005, 2008
Philadelphia	2000s	10	--
Green Bay	2010s	9	2010
Seattle	2010s	9	2013
Green Bay	1960s	9	1961, 1962, 1965, 1966, 1967
Green Bay	1990s	9	1996

Regular Season Winning Percentage In A Decade

Team	Decade	Wins	Losses	Winning Percentage
New England	2010's	121	32	79.09%
Dallas	1970's	105	39	72.92%
Indianapolis	2000's	115	35	71.88%
Green Bay	1960's	96	37	71.38%
San Francisco	1990's	113	47	70.63%
San Francisco	1980's	104	47 (& 1 Tie)	68.75%

Regular Season Winning Percentage In Two Consecutive Decades

Team	Years	Wins	Losses	Ties	Winning Percentage
New England	2000-2019	233	80	0	74.44%
San Francisco	1980-1999	217	94	1	69.71