



at



November 5, 2019

**SEATTLE BEGINS STRETCH WITH FOUR STRAIGHT PRIME-TIME GAMES AND FOUR OF FIVE ON ROAD****2019 SCHEDULE****Preseason (3-1)**

Day	Date	Opponent	Time (PT)	TV
Thu.	8/8	Denver	W	22-14
Sun.	8/18	at Minnesota	L	25-19
Sat.	8/24	at L.A. Chargers	W	23-15
Thu.	8/29	Oakland	W	17-15

**Regular Season (7-2)**

Day	Date	Opponent	Time (PT)	TV
Sun.	9/8	Cincinnati	W	21-20
Sun.	9/15	at Pittsburgh	W	28-26
Sun.	9/22	New Orleans	L	33-27
Sun.	9/29	at Arizona	W	27-10
Thu.	10/3	L.A. Rams	W	30-29
Sun.	10/13	at Cleveland	W	32-28
Sun.	10/20	Baltimore	L	30-16
Sun.	10/27	at Atlanta	W	27-20
Sun.	11/3	Tampa Bay	W (ot)	40-34
Mon.	11/11	at San Francisco	5:15 p.m.	ESPN
Sun.	11/17	Bye Week		
Sun.	11/24	at Philadelphia*	5:20 p.m.	NBC
Mon.	12/2	Minnesota	5:15 p.m.	ESPN
Sun.	12/8	at L.A. Rams*	5:20 p.m.	NBC
Sun.	12/15	at Carolina*	10:00 a.m.	FOX
Sun.	12/22	Arizona*	1:25 p.m.	FOX
Sun.	12/29	San Francisco*	1:25 p.m.	FOX

\* Game time subject to NFL Flexible Scheduling

**TABLE OF CONTENTS****Page Note**

2-3	What to Look for
4	Series vs. San Francisco
5-10	Team Notes
11-16	Russell Wilson
17	DK Metcalf
18	Tyler Lockett
19	Shaquill and Shaquem Griffin
20	Bobby Wagner
21	Player Notes
22	Pete Carroll
23	CenturyLink Field Enhancements
24-25	Statistics
26-30	Transactions, Participation Chart, How Built
31-34	Rosters, Depth Chart, Pronunciation Guide

Seattle plays its second prime-time game this season as it travels to San Francisco to face the 49ers on Monday Night Football. Kickoff is set for 5:15 p.m. (PT). The Seahawks are an NFL-best 24-10 (.706) on Monday nights.

Since Pete Carroll took over in 2010, the Seahawks are 27-5-1 (NFL-best .833 winning percentage) in prime-time games and hold an 8-2 record on Mondays. Overall, Seattle holds a 59-30-1 record in prime-time games in franchise history.

Since 2012, Seattle leads the NFL with 45 regular season wins during the months of November - January and has the best record in the NFL heading in to its bye week with a 24-6 record and a 9-1 record under Pete Carroll, winning nine in a row.

**BROADCAST INFORMATION**

<b>TV Network</b>	ESPN KIRO 7 in Seattle	Joe Tessitore (play-by-play) Booger McFarland (analyst) Lisa Salters (sidelines)
<b>Seahawks Radio Network</b>	710 ESPN Seattle KIRO Radio 97.3	Steve Raible (play-by-play) Dave Wyman (analyst) Jen Mueller (sidelines) John Clayton (sidelines)
<b>National Radio</b>	Westwood One	Kevin Harlan (play-by-play) Kurt Warner (analyst) Scott Kaplan (sidelines)

**THIS WEEK'S SCHEDULE****Wednesday, November 6**

No media availability

**Thursday, November 7**

- 12:30 p.m. Head Coach Pete Carroll press conference
- 12:45 p.m. Selected players available; open locker room  
49ers Head Coach Kyle Shanahan conference call
- 2:00 p.m. Practice\*
- 3:30 p.m. DC Ken Norton Jr., coaches available

**Friday, November 8**

- 12:35 p.m. QB Russell Wilson available
- 12:45 p.m. Selected players available; open locker room
- 2:00 p.m. Practice\*
- 3:40 p.m. OC Brian Schottenheimer, coaches available

**Saturday, November 9**

- 12:30 p.m. Practice\*
- 2:00 p.m. Coach Carroll available; open locker room

**Sunday, November 10**

No media availability

**Monday, November 11**

- 5:15 p.m. Seahawks at 49ers

**Tuesday, November 12**

No media availability

\* Local media may videoshoot the first 5-10 minutes of practice



# WHAT TO LOOK FOR

## TEAM

\* Seattle has the best record in the NFL heading in to its bye week with a 24-6 record and a 9-1 record under Pete Carroll, winning nine in a row.

### BEST RECORD HEADING IN TO BYE WEEK, NFL

Team	Record	Pct.
Seattle	24-6	.800
Minnesota	21-9	.700
Dallas	21-10	.677
New Orleans	21-10	.677
N.Y. Giants	20-10	.667

\* Since 2012, including playoffs, Seattle is 54-0 when leading by four or more points at halftime.

\* With a win on Monday, the Seahawks would start the season 8-2 or better for the fifth time in franchise history (1984, 1999, 2005, 9-1 in 2013).

\* With a win on Monday, Seattle would start the season 5-0 on the road for the first time in franchise history.

\* Since 2013, Seattle is 32-19-1 in its last 52 road games.

\* Seattle holds the highest winning percentage in the NFL on Monday nights with a 24-10 record (.706).

\* Since 2010, Seattle has a 27-5-1 record in prime-time games and an 8-2 record on Monday Night Football.

## PETE CARROLL

\* With the win at Pittsburgh (9/15), became just the fifth active head coach with 100 combined wins (regular season & postseason) with his current club (Bill Belichick, Mike Tomlin, Sean Payton, John Harbaugh).

\* Needs four wins to reach 100 regular season wins as head coach of the Seahawks.

\* Needs two wins to tie John Fox for 23rd place on the NFL's all-time coaches wins list with 141.

### ALL-TIME SEAHAWKS COACHING RECORDS

	Regular Season	Postseason	Combined
Pete Carroll	96-56-1	9-6	105-62-1
Mike Holmgren	86-74	4-6	90-80
Chuck Knox	80-63	3-4	83-67

## CHRIS CARSON

\* Needs 236 rushing yards for his second-consecutive 1,000-yard rushing season and to become the sixth-player in franchise history with back-to-back 1,000-yard seasons.

## TYLER LOCKETT

\* Needs 20 receiving yards to pass Koren Robinson for eighth-place on Seattle's all-time receiving yards list with 3,568.

\* Needs 199 receiving yards to set career-high for most yards in a single-season with 966.

\* Needs 233 receiving yards to become the eighth player in franchise history to record a 1,000-yard season and first since Doug Baldwin in 2016.

## DK METCALF

\* Needs 191 receiving yards to pass Daryl Turner for third-place for most receiving yards by a rookie in franchise history with 716.

\* Needs two receiving touchdowns to tie Joey Galloway for third-place for most touchdowns by a rookie in franchise history with seven.

## BOBBY WAGNER

\* Needs 14 tackles for his eighth-consecutive 100-tackle season, extending his franchise-record.

\* Became Seattle's all-time leading tackler at Atlanta (10/27).

\* Is the only player in franchise history with 1,000 tackles.

\* Needs 1 touchdown to tie Dave Brown for first-place on Seattle's all-time return touchdowns list with 5 (touchdowns scored via interception, fumble, blocked punt, blocked field goal, punt or kickoff). Wagner has three fumble-return touchdowns and one interception-return touchdown in his career.

## K.J. WRIGHT

\* Needs 20 tackles to pass Keith Butler for third-place on Seattle's all-time tackles list with 814.



# WHAT TO LOOK FOR/SEASON ACCOLADES

## RUSSELL WILSON

\* With a start on Monday, will set the franchise record with 122 consecutive starts.

\* Current streak of nine consecutive road games with a passer rating of 110 or higher is the longest such streak in NFL history.

\* Became the first player in NFL history to record at least one touchdown pass (18 total) and zero interceptions in eight consecutive road games (active streak).

\* Since 2012, leads the NFL with 20 games with at least a 130.0 passer rating (2nd, Drew Brees - 19).

\* Needs 23 pass attempts to pass Dave Krieg for second-place on Seattle's all-time pass attempts list with 3,577.

\* Needs 495 passing yards to join Peyton Manning as the only player's in NFL history to pass for 3,000 yards and have 20-plus touchdowns in their first eight seasons.

\* Needs 194 passing yards to pass Joe Flacco for seventh-place on the NFL's most passing yards in a quarterback's first eight seasons list with 28,323 and 341 yards to pass Cam Newton for sixth-place with 28,470.

\* Needs 23 touchdown passes to tie Dan Marino for second-place for the most touchdown passes in a quarterback's first eight seasons in NFL history with 241.

\* Needs four regular season wins to tie Tom Brady to become the winningest quarterback in a player's first eight seasons in NFL history with 86.

\* His 90 combined wins (regular season & postseason) are tied (Ben Roethlisberger) for the second-most in NFL history in a quarterback's first eight seasons.

\* Is the only player since the 1970 merger to have 22 touchdown passes with one or fewer interceptions through the first nine games of a season.

\* Became the first quarterback in the Super Bowl era with 1,700+ yards, 14+ touchdowns, and zero interceptions through his team's first six games.

\* Facing New Orleans (9/22), became the first player since 1950 with 400+ passing yards, two passing touchdowns, 50+ rushing yards and two rushing touchdowns in a single-game.

\* With three passing touchdowns at Pittsburgh (9/15), became the fifth-fastest player in league history to reach 200 passing touchdowns (114 games).

\* Is the first player in NFL history with at least 200 passing touchdowns and 15 rushing touchdowns in his first eight seasons.

\* Ranks second on Seattle's all-time passing completions list with 2,295.

\* Ranks second on Seattle's all-time passing yards list with 28,129.

\* Ranks first on Seattle's all-time passing touchdowns list with 218.

\* Needs 146 rushing yards to become the fifth quarterback in NFL history to reach 4,000.

\* Needs 156 rushing yards to pass Ricky Watters for sixth-place on Seattle's all-time rushing yards list with 4,010.

\* Is Seattle's all-time winningest quarterback in the regular season with 82 victories.

\* Is Seattle's all-time winningest quarterback with 90 combined victories (regular season & postseason).

\* His 30-7 record following an in-season loss is the best record by a quarterback since the 1970 merger.

\* Named to six Pro Bowls in seven seasons.

\* Has started 121 consecutive games, the third-longest active streak among quarterbacks.

\* Has started every game played with 134 (121 regular season, 13 postseason).

### MOST CONSECUTIVE GAMES STARTED BY A QB, ACTIVE STREAK

Philip Rivers, LAC	217
Matthew Stafford, Det	136
<b>Russell Wilson, Sea</b>	<b>121</b>
Kirk Cousins, Min	73
Dak Prescott, Dal	56



# SERIES VS. SAN FRANCISCO

## REGULAR SEASON: SEATTLE LEADS 24-16

September 26, 1976	L		37-21	59,108
October 7, 1979	W	@	35-24	44,592
November 25, 1985	L	@	19-6	57,482
September 25, 1988	L		38-7	63,382
December 8, 1991	L		24-22	56,711
December 21, 1997	W		38-9	66,253
October 14, 2002	L		28-21	66,420
December 1, 2002	L	@	31-24	67,594
October 12, 2003	W		20-19	66,437
December 27, 2003	W	@	24-17	67,840
September 26, 2004	W		34-0	66,709
November 7, 2004	W	@	42-27	64,423
November 20, 2005	W	@	27-25	63,590
December 11, 2005	W		41-3	66,690
November 19, 2006	L	@	20-14	68,367
December 14, 2006	L		24-14	67,650
September 30, 2007	W	@	23-3	67,651
November 12, 2007	W		24-0	68,331
September 14, 2008	L		33-30 ot	67,951
October 26, 2008	W	@	34-13	67,504
September 20, 2009	L	@	23-10	69,732
December 6, 2009	W		20-17	67,761
September 12, 2010	W		31-6	67,044
December 12, 2010	L	@	40-21	69,732
September 11, 2011	L	@	33-17	69,732
December 24, 2011	L		19-17	66,697
October 18, 2012	L	@	13-6	69,732
December 23, 2012	W		42-13	68,161
September 15, 2013	W		29-3	68,338
December 8, 2013	L	@	19-17	69,732
November 27, 2014	W	@	19-3	70,799
December 14, 2014	W		17-7	68,526
October 22, 2015	W	@	20-3	70,799
November 22, 2015	W		29-13	68,993
September 25, 2016	W		37-18	69,010
January 1, 2017	W	@	25-23	70,178
September 17, 2017	W		12-9	68,729
November 26, 2017	W	@	24-13	70,134
December 2, 2018	W		43-16	69,009
December 16, 2018	L	@	26-23 ot	68,836

## HEAD-TO-HEAD COMPARISON

2019 REGULAR SEASON	SEAHAWKS	49ERS
Record	7-2	8-0
Total Yards Gained	3,555	3,122
Total Offense (NFL Rank)	395.0 (4)	390.3 (7)
Rush Offense	131.7 (8)	171.1 (2)
Pass Offense	263.3 (9)	219.1 (22)
Points Per Game	27.6 (7)	29.4 (3)
Total Yards Allowed	3,427	1,928
Total Defense	380.8 (25)	241.0 (1)
Rush Defense	102.7 (13)	102.9 (14)
Pass Defense	278.1 (28)	138.1 (1)
Points Allowed/Game	25.6 (22)	12.8 (2)
Possession Avg.	31:03	34:31
Sacked/Yds. Lost	22/135	12/69
Sacks Made/Yds. Lost	15/102	30/248
Interceptions By	7	10
Penalties/Yds.	62/499	47/423
Punts/Avg.	38/46.9	25/43.9
Turnover Differential	+7 (T3)	+4 (T7)

## 2019 STAT LEADERS

	SEAHAWKS	49ERS
<b>Rushing</b>	Chris Carson	Matt Breida
	764 (175-4.4-3)	524 (99-5.3-1)
<b>Passing</b>	Russell Wilson	Jimmy Garoppolo
	2,505 (293-200-22-1-118.2)	1,806 (226-160-13-7-100.6)
<b>Receiving</b>	Tyler Lockett	George Kittle
	767 (59-13.0-6)	541 (46-11.8-2)
<b>Scoring</b>	Tyler Lockett	Tevin Coleman
(Non kicker)	36	36
<b>Sacks</b>	Mychal Kendricks	Nick Bosa
	3.0	7.0
<b>Int.</b>	five tied	Richard Sherman
	1	3
<b>Punting</b>	Michael Dickson	Mitch Wishnowsky
	46.9/40.9 net (15 In 20)	43.9/42.3 net (13 In 20)
<b>Kicking</b>	Jason Myers	Robbie Gould
	60 (12/17 FG, 24/26 PAT)	65 (13/20 FG, 26/26 PAT)

## TOP SINGLE-GAME PERFORMANCES

	SEAHAWKS	49ERS
<b>Rushing</b>	Thomas Rawls	Frank Gore
<b>Yards</b>	30-209-7.0-1	24-212-8.8-0
	11/22/15	11/19/06
<b>Passing</b>	Matt Hasselbeck	Nick Mullens
<b>Yards</b>	55-30-427-3-2	48-30-414-2-1
	12/1/02	12/2/18
<b>Receiving</b>	Doug Baldwin	Jerry Rice
<b>Yards</b>	8-164-20.5-1	6-163-27.2-3
	9/25/16	9/25/88





# TEAM NOTES

## SERIES VS. SAN FRANCISCO

**Record in Seattle** ..... 14-7  
Kingdome ..... 1-3  
CenturyLink Field ..... 13-4

**Record at San Francisco** ..... 10-9

**Current Streaks** ..... San Francisco won the last meeting

### **Longest Win Streaks**

Seahawks ..... 9, 2014-18  
49ers ..... 4, 2010-12

### **Last Game Played in...**

Seattle ..... Seahawks 43, 49ers 16 (12/2/18)  
San Francisco ..... 49ers 26, Seahawks 23 ot (12/16/18)

### **Total Points in Series**

Seahawks ..... 960 (24.0)  
49ers ..... 711 (17.8)

### **Largest Margin of Victory**

Seahawks ..... 38 points, 41-3 (12/11/05)  
49ers ..... 31 points, 38-7 (9/25/88)

### **Combined Points**

Highest ..... 69 (Seahawks win 42-27 on 11/7/04)  
Lowest ..... 19 (49ers win 13-6 on 10/18/12)

### **Shutouts**

Seahawks ..... 34-0 (9/26/04) & 24-0 (11/12/07)  
49ers ..... None

**Pete Carroll vs. 49ers** (Regular Season) ..... 13-6

With Seattle ..... 12-6  
With New England ..... 1-0  
Playoffs ..... 1-0

**Kyle Shanahan vs. Seahawks** (Regular Season) ..... 1-3

With San Francisco ..... 1-3  
Playoffs ..... 0-0

## SEAHAWKS OFFENSIVE RANKINGS

Seattle's offense continues to grow under second-year Offensive Coordinator Brian Schottenheimer and under the leadership of Russell Wilson, ranks in the top-10 of six major offensive categories.

Wilson also leads the NFL in passer rating (118.2), touchdown passes (22) and fewest interceptions (1).

Category	Stat	NFL Ranking
Yards per Game	395.0	4
First Downs per Game	23.0	5
Points per Game	27.6	7
Yards per Play	6.0	8
Rush Yards per Game	131.7	8
Pass Yards per Game	263.3	9

## BY THE NUMBERS: VS. TAMPA BAY

**2** - Touchdown receptions for tight end Jacob Hollister, the first two of his career, that included the game-winning catch in OT.

**13** - Catches for Tyler Lockett, a new career high. Lockett also finished just two yards short of his career-high for single-game yardage with 152, and added two more touchdowns.

**16** - Touchdown receptions for Lockett since the start of last season, tied for the most in the NFL over that span.

**22** - Russell Wilson's league-leading touchdown total, which along with his league-low one interception, makes him the **first quarterback since the 1970 merger** to have 22 or more touchdown passes and one or fewer interceptions through nine games.

**31** - First downs gained by the Seahawks, tied for the fifth best single-game total in franchise, and the most since last year's shootout win over Kansas City. The Seahawks' **23 passing first downs are the most in team history**.

**59** - Receptions for Lockett this season, which already gives him a career high. Lockett is currently on pace to break franchise records for receiving yards (Steve Largent) and receptions (Doug Baldwin and Bobby Engram) in a season.

**105** - Rushing yards for Chris Carson, making him the first 100-yard rusher against Tampa Bay this year.

**123** - Receiving yards for DK Metcalf Sunday, giving him 525 this season, the most among NFL rookies.

**378, 152, 123, 105** - Wilson's passing yards, Lockett and Metcalf's receiving yards, and Carson's rushing yards, respectively, in Sunday's game, marking the **first time since 2014 that the Seahawks have had a 300-yard passer, two 100-yard receivers and a 100-yard rusher** in the same game. Seattle last accomplished that at Arizona on December 21 of the 2014 season with Wilson, Marshawn Lynch, Doug Baldwin and Luke Willson hitting those marks.

**492** - Total yards gained by the Seahawks, their second-highest total of the season. The Seahawks currently rank in the **Top-8 in the NFL in yards per game (4th, 395.0)**, points (7th, 27.6), first downs (5th, 23.0), and yards per play (8th, 6.0).

**1,000** - Career tackles for Bobby Wagner, who added 11 more to his franchise leading total on Sunday.



# TEAM NOTES

## MOST WINS IN NOV. - JAN. SINCE 2012

### MOST WINS IN REGULAR SEASON DURING NOV. - JAN. SINCE 2012, NFL

Team	W	L	Pct.
Seattle Seahawks	45	17	.726
New England Patriots	43	15	.741
Pittsburgh Steelers	42	20	.677
Carolina Panthers	40	22	.645
Indianapolis Colts	38	22	.633

## BY THE NUMBERS: AT ATLANTA

**4** - Straight wins on the road for the Seahawks this season, their first 4-0 road start since 1980.

**8** - Consecutive road games for Russell Wilson with at least one touchdown pass and no interceptions, passing Tom Brady (7 in 2010) and Nick Foles (7 in 2012-2013) for the longest streak of such road games. Since Week 8 of last season, Wilson has thrown 18 touchdowns with no interceptions in his last eight road games. Wilson also has a streak of nine straight road games with a passer rating of 110.0 or higher, which is also a league record.

**17** - Touchdown passes for Russell Wilson, who has thrown just one interception this year. Per NFL Research, Wilson joined Drew Brees (2018) as the only players since the 1970 merger to have 17 touchdown passes with one or fewer interceptions through eight games.

**30-7** - The Seahawks' record since 2012 in games following an in-season loss.

**54** - Consecutive victories by the Seahawks, postseason included, when leading by 4 or more points at halftime since the 2012 season.

**784** - Career tackles for linebacker K.J. Wright, who with 10 tackles Sunday moved ahead of Joe Nash for fourth place on Seattle's career list.

**989** - Career tackles for linebacker Bobby Wagner, the most in franchise history. Wagner moved ahead of safety Eugene Robinson on Sunday with a six-tackle game that also included a sack, a fumble recovery and a crucial pass breakup on a 2-point attempt late in the game.

## 18,518 TEAM RUSHING YARDS SINCE 2011

Seattle's rushing attack ranks first in the NFL in rushing yards since 2011.

### MOST TEAM RUSHING YARDS SINCE 2011, NFL

Team	Yards
Seattle	18,518
Buffalo	18,025
Carolina	17,955
San Francisco	17,408
Philadelphia	17,095

## 63-13 WHEN WINNING THE TURNOVER BATTLE

Since 2010, Seattle is 63-13 when winning the turnover battle. It led the NFL in 2013 with 39 takeaways and a +20 differential, ranked fourth in the league in 2014 at +10, finished 2015 tied for fifth at +7 and ranked first in the NFL last season with a +15 turnover differential.

Seattle ranks third in the league this season (+7).

### SEATTLE RECORD WHEN WINNING THE TURNOVER BATTLE

Year	Record	Year	Record
2010	4-0	2016	7-0
2011	6-2	2017	6-1
2012	7-1	2018	8-2
2013	10-1	2019	5-0
2014	6-2	<b>Totals</b>	<b>63-13</b>
2015	4-4		

### TURNOVER DIFFERENTIAL SINCE 2011, NFL

Team	Takeaways			Giveaways			Diff
	Int	Fum	Total	Int	Fum	Total	
New England	150	96	246	75	56	131	+115
<b>Seattle</b>	<b>139</b>	<b>95</b>	<b>234</b>	<b>80</b>	<b>65</b>	<b>145</b>	<b>+89</b>
Green Bay	137	71	208	78	71	149	+59
Kansas City	131	84	215	88	82	170	+45
Carolina	135	97	232	120	72	192	+40

## +7 TURNOVER DIFFERENTIAL (T3RD NFL)

Seattle ranked first in the league with just 11 giveaways (**tied third-fewest in NFL history**) last season. It ranked first in the NFL in fumble recoveries (14) and was 10th in total takeaways (26) to help it rank first in the league with a +15 turnover differential, the **second time Seattle has led the league** in turnover differential under Pete Carroll.

This season, Seattle ranks tied for third with a +7 turnover differential.

### TURNOVER DIFFERENTIAL, NFL

Team	Takeaways			Giveaways			Diff
	Int	Fum	Total	Int	Fum	Total	
New England	19	8	27	6	4	10	+17
Pittsburgh	11	11	22	7	4	11	+11
<b>Seattle</b>	<b>7</b>	<b>9</b>	<b>16</b>	<b>1</b>	<b>8</b>	<b>9</b>	<b>+7</b>
Green Bay	8	6	14	2	5	7	+7
Carolina	12	7	19	5	8	13	+6

## 2019 TEAM CAPTAINS

In a vote by teammates, Russell Wilson will be the offensive captain for the seventh time in his eight seasons, Bobby Wagner will be the defensive captain for the fourth time, while Neiko Thorpe is a two-time special teams captain.



# TEAM NOTES

## ONLY FIVE DOUBLE-DIGIT LOSSES IN LAST 142 GAMES (INCLUDING PLAYOFFS)

Seattle's NFL-record streak of not losing by more than 10 points in 85 regular season games (95 games including playoffs) ended at Green Bay (12/11/16).

Also, the Seahawks largest defeat from Week 9 (11/6/11) of 2011 through Week 2 of 2015 was a 10-point loss at Green Bay (9/20/15), a span of 57 games (65 including playoffs).

### LARGEST DEFEATS SINCE WEEK 9 OF 2011 (INCLUDING PLAYOFFS)

Deficit	Score	Opponent	Date
35	42-7	vs. L.A. Rams	12/17/17
28	38-10	at Green Bay	12/11/16
16	36-20	at Atlanta*	1/14/17
<b>14</b>	<b>30-16</b>	<b>vs. Baltimore</b>	<b>10/20/19</b>
10	27-17	at Green Bay	9/20/15
9	14-5	at Tampa Bay	11/27/16
9	30-21	at San Diego	9/14/14
8	25-17	vs. San Diego	11/4/18
8	17-9	at Green Bay	9/10/17
7	six times	last: at Chicago	9/17/18

\* NFC Divisional Playoff

## 182 FALSE STARTS AT HOME

Armed with the loudest fans in the NFL, CenturyLink Field and the 12s lead the NFL with 182 opponent false start penalties since the 2005 season.

### OPPONENT FALSE START PENALTIES AT HOME (2005-CURRENT)

	Games	Penalties	Average
Seattle Seahawks	117	182	1.56
Arizona Cardinals	109	175	1.61
Philadelphia Eagles	116	171	1.47
Tennessee Titans	116	161	1.39

## 143 CONSECUTIVE SELL OUTS

Since the Seahawks trip to Super Bowl XL, NFC West crowns from 2004-07, 2010, 2013-14 and 2016, a Super Bowl XLVIII championship and Super Bowl XLIX appearance, Seattle's fans do not want to miss out on seeing their team in action. Since 2003, all but one game has sold out, giving the team 143 consecutive sell outs including Week 10 of the 2019 season, including playoffs.

Fans set the CenturyLink Field attendance record (69,190) vs. Philadelphia (11/20/16).

For the seventh-consecutive year, Seattle posted at least a 97% season ticket renewal rate while selling all 61,000 available season tickets.

Training Camp presented by Safeway practices open to the public also sold out. In all, more than 30,000 fans attended the team's 13 open camp sessions.

## 87-41-1 RECORD IN LAST 129 GAMES

Seattle has compiled an 87-41-1 record since the final half of the 2011 regular season and in those 41 losses, the average margin of victory for the opponent has been 6.5 points (267 points).

## 32-19-1 ROAD RECORD SINCE 2013

Seattle is 32-19-1 in its last 52 road games dating back to 2013 and posted a 14-6 record in its last 20 10 a.m. (PT) kickoff starts.

The Seahawks are 4-0 on the road for only the second time in franchise history (1980) this season.

### BEST ROAD RECORDS IN FRANCHISE HISTORY

Record	Year
6-2	2013
5-3	2017
5-3	2015
5-3	2014
5-3	2005
5-3	1984
4-4	13 times*

\* last time: 2018

## 2,297 ROSTER TRANSACTIONS SINCE 2010

Since forming their relationship in 2010, General Manager John Schneider and Pete Carroll have put together the NFL's most competitive, deep and talented roster over the last 10 seasons.

Of the 53 players on Seattle's 2019 active roster, 29 are Seattle draft choices, four have been acquired via trade, one via waiver claim, 19 have been signed as free agents, and 12 of the 53 originally entered the league as undrafted rookie free agents.

## 98-43 HOME RECORD SINCE 2002

One thing that has been a constant from the early days of the Kingdome through the championship years of CenturyLink Field is that the 12s have given that extra edge to the Seahawks when playing in the Puget Sound.

Seattle ranks tied for first for the most home wins among NFC teams since moving to the NFC in 2002 with a 98-43 record, and is one of three teams with 90-plus wins during that span.

### MOST HOME WINS SINCE 2002, NFC

Team	Record	Pct.
Seattle	98-43	.695
Green Bay	98-41-2	.702
Minnesota	92-48	.657
Philadelphia	86-54	.614
New Orleans	85-55	.607



# TEAM NOTES

## 24-10 ON MONDAY NIGHT FOOTBALL

Seattle is 24-10 all-time on Monday night and its 11-game winning streak on Mondays was snapped in 2017. Its .706 winning percentage on Mondays ranks first all-time in NFL history.

The Seahawks are 18-6 at home and have outscored opponents 348-182 in their last 14 appearances, including three shutouts.

### BEST ALL-TIME WINNING %, MONDAY NIGHT FOOTBALL

Seattle	24-10	.706
Pittsburgh	48-24	.667
San Francisco	49-27	.645
Carolina	10-7	.588
Dallas	47-34	.580

### SEAHAWKS ON MONDAY NIGHT FOOTBALL (24-10)

Oct. 29, 1979	W	31-28	at Atlanta
Nov. 26, 1979	W	30-7	N.Y. Jets
Nov. 17, 1980	L	19-17	Oakland
Nov. 16, 1981	W	44-23	San Diego
Oct. 29, 1984	W	24-0	at San Diego
Nov. 12, 1984	W	17-14	L.A. Raiders
Sept. 23, 1985	L	35-24	L.A. Rams
Nov. 25, 1985	L	19-6	at San Francisco
Oct. 6, 1986	W	33-7	San Diego
Dec. 8, 1986	W	37-0	L.A. Raiders
Nov. 9, 1987	L	30-14	at N.Y. Jets
Nov. 30, 1987	L	37-14	L.A. Raiders
Nov. 28, 1988	W	35-27	L.A. Raiders
Dec. 4, 1989	W	17-16	Buffalo
Oct. 1, 1990	W	31-16	Cincinnati
Nov. 30, 1992	W (ot)	16-13	Denver
Nov. 1, 1999	W	27-7	at Green Bay
Oct. 2, 2000	L	24-17	at Kansas City
Oct. 14, 2002	L	28-21	San Francisco
Dec. 6, 2004	L	43-39	Dallas
Dec. 5, 2005	W	42-0	at Philadelphia
Nov. 6, 2006	W	16-0	Oakland
Nov. 27, 2006	W	34-24	Green Bay
Nov. 12, 2007	W	24-0	San Francisco
Dec. 12, 2011	W	30-13	St. Louis
Sept. 24, 2012	W	14-12	Green Bay
Oct. 28, 2013	W	14-9	at St. Louis
Dec. 2, 2013	W	34-7	New Orleans
Oct. 6, 2014	W	27-17	at Washington
Oct. 5, 2015	W	13-10	Detroit
Nov. 7, 2016	W	31-25	Buffalo
Nov. 20, 2017	L	34-31	Atlanta
Sept. 17, 2018	L	24-17	at Chicago
Dec. 10, 2018	W	21-7	Minnesota

## 27-5-1 IN PRIME-TIME GAMES SINCE 2010

Since Pete Carroll took over in 2010, the Seahawks have turned in prime-time performances in prime-time games, posting a 27-5-1 combined record in Sunday, Monday and Thursday night games, and **outscore opponents 864-494**.

The Seahawks are 10-2-1 on Sunday Night Football, 8-2 on Monday Night Football and 9-1 on Thursday Night Football under Carroll, and are **18-2 at home in prime-time games** dating back to 2010.

### SEATTLE'S PRIME-TIME GAMES UNDER PETE CARROLL (27-5-1)

Date	Opponent	W/L	Score
Sun, Jan. 2, 2011	vs. St. Louis	W	16-6
Thu, Dec. 1, 2011	vs. Philadelphia	W	31-14
Mon, Dec. 12, 2011	vs. St. Louis	W	30-13
Mon, Sept. 24, 2012	vs. Green Bay	W	14-12
Thu, Oct. 18, 2012	at San Francisco	L	13-6
Sun, Dec. 23, 2012	vs. San Francisco	W	42-13
Sun, Sept. 15, 2013	vs. San Francisco	W	29-3
Thu, Oct. 17, 2013	at Arizona	W	34-22
Mon, Oct. 28, 2013	at St. Louis	W	14-9
Mon, Dec. 2, 2013	vs. New Orleans	W	34-7
Thu, Sept. 4, 2014	vs. Green Bay	W	36-16
Mon, Oct. 6, 2014	at Washington	W	27-17
Thu, Nov. 27, 2014	at San Francisco	W	19-3
Sun, Dec. 21, 2014	at Arizona	W	35-6
Sun, Sept. 20, 2015	at Green Bay	L	27-17
Mon, Oct. 5, 2015	vs. Detroit	W	13-10
Thu, Oct. 22, 2015	at San Francisco	W	20-3
Sun, Nov. 15, 2015	vs. Arizona	L	39-32
Sun, Oct. 23, 2016	at Arizona	T	6-6 (ot)
Mon, Nov. 7, 2016	vs. Buffalo	W	31-25
Sun, Nov. 13, 2016	at New England	W	31-24
Sun, Dec. 4, 2016	vs. Carolina	W	40-7
Thu, Dec. 15, 2016	vs. L.A. Rams	W	24-3
Sun, Oct. 1, 2017	vs. Indianapolis	W	46-18
Thu, Nov. 9, 2017	at Arizona	W	22-16
Mon, Nov. 20, 2017	vs. Atlanta	L	34-31
Sun, Dec. 3, 2017	vs. Philadelphia	W	24-10
Mon, Sept. 17, 2018	at Chicago	L	24-17
Sun, Oct. 14, 2018	at Oakland (in London)	W	27-3
Thu, Nov. 15, 2018	vs. Green Bay	W	27-24
Mon, Dec. 10, 2018	vs. Minnesota	W	21-7
Sun, Dec. 23, 2018	vs. Kansas City	W	38-31
Thu, Oct. 3, 2019	vs. L.A. Rams	W	30-29



# TEAM NOTES

## .833 WINNING % IN PRIME TIME

Seattle has played its best football in prime time, as its 27-5-1 record and .833 winning percentage rank first in the NFL since Pete Carroll took over in 2010.

### BEST RECORD IN PRIME-TIME GAMES SINCE 2010

Team	W	L	T	Pct.
<b>Seattle Seahawks</b>	<b>27</b>	<b>5</b>	<b>1</b>	<b>.833</b>
New England Patriots	35	10	0	.778
Baltimore Ravens	21	10	0	.677
New Orleans Saints	25	12	0	.676
Pittsburgh Steelers	28	17	0	.622

## LARGEST COMEBACKS & OVERTIME RECORD

Seattle's overtime record is 13-21-1 and 5-4-1 under Carroll.

### LARGEST COMEBACKS IN FRANCHISE HISTORY

Points	Opponent	Score	Result
21	vs. Tampa Bay (11/3/13)	Trail 21-0	Won 27-24 (ot)
20	at Denver (12/10/95)	Trail 20-0	Won 31-27
18	at Oakland (12/14/97)	Trail 21-3	Won 22-21
17	at Houston (9/29/13)	Trail 20-3	Won 23-20 (ot)

## 47-14 AT HOME SINCE 2012

### SEATTLE'S NFL RANKING FOR LAST 61 HOME GAMES

Wins	Point Differential	Takeaways	Turnover Margin
53 New England	+817 New England	123 Carolina	+59 New England
<b>47 Seattle</b>	<b>+550 Seattle</b>	114 New England	<b>+49 Seattle</b>
44 Minnesota	+436 Denver	<b>107 Seattle</b>	+33 Carolina
43 Green Bay	+409 Green Bay	101 Buffalo	+33 Green Bay
42 Baltimore	+396 Pittsburgh	98 Kansas City	+19 Kansas City

### LONGEST HOME WINNING STREAK, FRANCHISE HISTORY

14	2012-13
12	2004-06
10	2002-04

### MOST CONSECUTIVE GAMES WON, FRANCHISE HISTORY

11	2005
9	2012-13
8	1984

## 14 SPECIAL TEAMS SCORES SINCE 2010

It takes all three phases to win in the NFL and special teams coach Brian Schneider has put together one of the best special teams units in the NFL over the last 10 seasons.

### SEATTLE SPECIAL TEAMS SCORES SINCE 2010

Play	Game	Date	Play	Game	Date
101-yd. KOR by Leon Washington	vs. SD	9/26/10	Muffed punt in endzone TD, Malcolm Smith	vs. Ari	12/9/12
99-yd. KOR by Leon Washington	vs. SD	9/26/10	90-yd. blocked field goal TD, Richard Sherman	vs. SF	12/23/12
10-yd. blocked punt TD, Earl Thomas	vs. KC	11/28/10	blocked punt out of endzone, Jermaine Kearse	at Ind	10/6/13
92-yd. KOR by Leon Washington	vs. SF	12/12/10	25-yd. blocked punt TD, Mike Morgan	vs. Dal	10/12/14
17-yd. blocked punt TD, Mike Robinson	vs. StL	11/12/11	57-yd. punt return by Tyler Lockett	at StL	9/13/15
3-yd. blocked punt TD, Jeron Johnson	vs. Dal	9/16/12	105-yd. kickoff return by Tyler Lockett	vs. Chi	9/27/15
98-yd. KOR by Leon Washington	at Mia	11/25/12	99-yd. kickoff return by Tyler Lockett	vs. Ari	12/31/17

### MOST BLOCKS SINCE 2010

25	Oakland
23	Miami
<b>21 Seattle</b>	
21	Philadelphia
19	Arizona

### MOST TDS/SAFETIES SINCE 2010

17	Baltimore
17	New England
15	Minnesota
<b>14 Seattle</b>	
14	Kansas City

### MOST TAKEAWAYS ON PUNT/KOR SINCE 2010

<b>23 Seattle</b>	
22	Oakland
21	Kansas City
16	N.Y. Giants
15	Arizona



# TEAM NOTES

## 12 FLAG RAISERS AT THE TOYOTA FAN DECK

Just before every kickoff at CenturyLink Field, fans turn their attention to the Toyota Fan Deck in the south endzone with anticipation to see who is going to raise the team's signature 12 flag and turn CenturyLink Field in to a frenzy. From former Seahawks greats, to local celebrities and sports personalities, the flag has become a love affair for Seahawks supporters all over the Northwest and the spirit of community that the organization and fans share. Who will raise it next?

### 2019 FLAG RAISERS

Denver - 1979 Seattle Sonics championship team  
Oakland - UCLA Gymnast Katelyn Ohashi  
Cincinnati - Former TE Zach Miller  
New Orleans - Former DL Jeff Bryant, Jacob Green, Joe Nash  
L.A. Rams - Seahawks Chair Jody Allen

Baltimore - Musician Mike McCready  
Tampa Bay - Veteran Ryan Hendrickson  
Minnesota -  
Arizona -  
San Francisco -

## 33,216 ESTIMATED MILES FLOWN DURING 2019 SEASON

The team strives to offer first-class amenities and that has not changed this season as Seattle has signed on with Hawaiian Airlines as its 2019 official charter.

The Boeing aircraft will carry the Seahawks "around the world" (a trip around the world is 25,000 miles) as they travel the third-most miles in the NFL this season checking in at 33,216.

### 2019 TOTAL MILES TRAVELED

1. Oakland 40,188
2. L.A. Rams 36,186
3. **Seattle 33,216**
4. L.A. Chargers 32,892
5. San Francisco 30,210

## FLIGHT TIMES

Seattle is among the league leaders in miles traveled each season, and this year is no different. Tucked away in the Northwest, Seattle takes a while to reach via air travel, especially traveling east to west.

### 2019 FLIGHT TIMES

Seattle to Minnesota - 2:59  
Minnesota to Seattle - 3:15  
Seattle to L.A. Chargers - 1:59  
L.A. Chargers to Seattle - 2:11  
Seattle to Pittsburgh - 3:51  
Pittsburgh to Seattle - 4:31  
Seattle to Arizona - 2:11  
Arizona to Seattle - 2:24

Seattle to Cleveland - 3:54  
Cleveland to Seattle - 4:41  
Seattle to Atlanta - 4:10  
Atlanta to Seattle - 4:54  
Seattle to San Francisco -  
San Francisco to Seattle -  
Seattle to Philadelphia -  
Philadelphia to Seattle -

Seattle to L.A. Rams -  
L.A. Rams to Seattle -  
Seattle to Carolina -  
Carolina to Seattle -

## LARGEST CENTURYLINK FIELD ATTENDANCE: 69,190

With the addition of the Toyota Fan Deck in the south end zone in 2016, adding 1,000 new seats, Seattle's home attendance record has been broken and will add to the record books as the season unfolds.

CenturyLink's current attendance record of 69,190 fans was set vs. Philadelphia (11/20/16), that broke the old record of 69,084, established vs. Buffalo (11/7/16) two weeks prior.

### LARGEST HOME ATTENDANCE, FRANCHISE HISTORY

Att.	Opponent	Stadium	Date	W/L	Score
69,190	Philadelphia	CenturyLink Field	11/20/16	W	26-15
69,104	Carolina	CenturyLink Field	12/4/16	W	40-7
69,084	Buffalo	CenturyLink Field	11/7/16	W	31-25
69,080	St. Louis	CenturyLink Field	12/27/15	L	23-17
69,078	Arizona	CenturyLink Field	12/31/17	L	26-24
69,077	L.A. Rams	CenturyLink Field	12/17/17	L	42-7
69,075	Philadelphia	CenturyLink Field	12/3/17	W	24-10
69,071	Atlanta	CenturyLink Field	10/16/16	W	26-24
69,067	Kansas City	CenturyLink Field	12/23/18	W	38-31
69,067	L.A. Rams	CenturyLink Field	12/15/16	W	24-3



**82 WINS TO BEGIN A CAREER**

Wilson was the winningest quarterback in NFL history with 75 wins in his first seven seasons. He ranks second on that list for most wins in a quarterback's first eight seasons.

**MOST REGULAR SEASON WINS  
IN A QB'S FIRST EIGHT SEASONS**

Tom Brady	86
<b>Russell Wilson</b>	<b>82</b>
Peyton Manning	80
Ben Roethlisberger	80
Jim Kelly	76
Joe Flacco	75
Dan Marino	74
Brett Favre	74

**SIX-TIME PRO BOWLER**

2012

2013

2014




2015



2017



2018

**CAREER STATISTICS**

He has 64-career 100-plus passer rating games in 121 starts, with the last coming vs. Tampa Bay (11/3) with a 133.7 rating.

**RUSSELL WILSON CAREER PASSING**

Year	Att	Comp	Pct	Yards	TD	Int	Rtg
2012	393	252	64.1	3,118	26	10	100.0
2013	407	257	63.1	3,357	26	9	101.2
2014	452	285	63.1	3,475	20	7	95.0
2015	483	329	68.1	4,024	34	8	110.1
2016	546	353	64.7	4,219	21	11	92.6
2017	553	339	61.3	3,983	34	11	95.4
2018	427	280	65.6	3,448	35	7	110.9
2019	293	200	68.3	2,505	22	1	118.2
<b>TOTAL</b>	<b>3,554</b>	<b>2,295</b>	<b>64.6</b>	<b>28,129</b>	<b>218</b>	<b>64</b>	<b>101.8</b>

**HIGHEST PASSER RATING SINCE 2012, NFL**

Player	Rating
Aaron Rodgers, GB	102.7
Drew Brees, NO	102.4
<b>Russell Wilson, Sea</b>	<b>101.8</b>
Tom Brady, NE	98.8

**FRANCHISE RECORDS**

\* Career (101.8), single-season (110.9 in 2018) and single-game (158.3) passer rating.

\* Single-season (4,219 in 2016) and single-game (452) most passing yards.

\* Career (218), single-season (35 in 2018) and single-game (5) most touchdown passes.

\* Single-season completions (353 in 2016).

\* Career (64.58) and single-season (68.12 in 2015) completion percentage.

\* Most consecutive passes without an interception (220 from 2018-19).

\* Career (689), single-season (118 in 2014) and single-game (14) rushing attempts by a quarterback.

\* Career (3,854), single-season (849 in 2014) and single-game (122) rushing yards by a quarterback.

\* Owns the top-15 rushing yard games by a quarterback.

\* Eight NFC Player of the Week awards are the most in club history.

**218 SEATTLE TD PASSES**

It took Dave Krieg 129 games to set the record and Wilson 112 games to break it.

**MOST PASSING TOUCHDOWNS,  
CLUB HISTORY**

1.	218	<b>Russell Wilson</b>	<b>2012-</b>
2.	195	Dave Krieg	1980-91
3.	174	Matt Hasselbeck	2001-10
4.	107	Jim Zorn	1976-84

**218 CAREER TOUCHDOWN PASSES**

Through 121 games, Russell Wilson's 218 touchdown passes (most in club history) are the third-most in NFL history in a quarterback's first eight seasons.

**MOST PASSING TDS IN A QB'S FIRST EIGHT SEASONS, NFL HISTORY**

1. Peyton Manning	244
2. Dan Marino	241
<b>3. Russell Wilson</b>	<b>218</b>
4. Brett Favre	213
5. Matt Ryan	202

**47 HOME WINS TO BEGIN CAREER**

Wilson needs two more home wins this season to set the NFL record for most home wins in a QB's first eight seasons.

**MOST HOME WINS IN A QB'S FIRST EIGHT SEASONS, NFL HISTORY**

Brett Favre	48
<b>Russell Wilson</b>	<b>47</b>
Joe Flacco	47
Tom Brady	45
John Elway	44

**CAREER HIGHLIGHTS**

- \* Career passer rating of 101.8 ranks second in NFL history.
- \* Career home passer rating of 103.9 ranks second in NFL history.
- \* Career road passer rating of 99.8 ranks first in NFL history.
- \* His .682 winning percentage (82-38-1) ranks fourth among active starting quarterbacks.
- \* Has 15 300-yard passing games in the regular season and two 300-yard passing games in the postseason.
- \* Has 50 games with multiple touchdown passes and no interceptions, the most such performances by a quarterback in his first eight seasons. (Entered 2019 already holding the record).
- \* Has 10 career games with at least four touchdowns and one or fewer interceptions. Only two players have more such games in a player's first eight seasons (Peyton Manning, Aaron Rodgers).
- \* With the win vs. Kansas City (12/23/18), became the first quarterback in NFL history with a winning record in each of his first seven seasons.
- \* One of four quarterbacks to record 25,000 passing yards and 175 passing touchdowns in his first seven seasons and joined Cam Newton as the only quarterbacks to throw for 25,000 yards and rush for 3,000 yards in his first seven seasons.
- \* In 2017, became the first quarterback in NFL history with at least 30 touchdown passes and 500 rushing yards in multiple seasons.
- \* Against Atlanta (11/20/17), became the 10th quarterback in NFL history to reach 3,000 career rushing yards.
- \* Threw 19 touchdown passes in the fourth quarter in 2017, an NFL record.
- \* First player in NFL history with 4,000 yards, 30 touchdown passes and 500 rushing yards in a season (2015).
- \* Led the NFL in passer rating with a 110.1 rating (2015).
- \* First player in NFL history to pass for at least 24 touchdowns and have one or zero interceptions in a seven-game span in a single-season (Weeks 11-17 of 2015).
- \* His 19 touchdown passes are the most in NFL history over a five-game span (Weeks 11-15 of 2015) without an interception in a single-season.
- \* First player in NFL history to pass for at least three touchdowns with no interceptions in five consecutive games (Weeks 11-15 of 2015).
- \* First player in NFL history to have at least a 138.5 rating in four consecutive games (Weeks 11-14 of 2015).
- \* At St. Louis (10/19/14), became the first player to record a 300-yard passing game and 100-yard rushing game in a single-game. He threw for 313 yards and rushed for 106.
- \* He is one of two players in NFL history (Randall Cunningham - 1990) to rush for over 800 yards and throw for over 3,400 yards in a single-season (2014).
- \* Became the third-youngest starting quarterback to win a Super Bowl. Wilson was 25 years, 65 days old on February 2, 2014, when Seattle defeated Denver, 43-8, in Super Bowl XLVIII.
- \* Finished third in AP Offensive Rookie of the Year voting.



**31 FOURTH-QUARTER/OVERTIME COMEBACKS IN 134 GAMES**

Wilson has 31 fourth-quarter or overtime comeback victories in 134 career games (regular and postseason).

He had four game-winning drives last season, two game-winning drives in 2017, and directed come-from-behind victories in the 2013 and 2014 NFC Championship Games to advance Seattle to the Super Bowl.

In 2012, Wilson threw a game-winning touchdown pass in the final two minutes of regulation or overtime three times (vs. Green Bay, vs. New England, at Chicago), the most ever by a rookie since at least the 1970 merger, and won another (vs. St. Louis) with a 1-yard touchdown run.

His **31 fourth-quarter comebacks rank first in the NFL** since the beginning of 2012.

**RUSSELL WILSON 4TH QUARTER/OT COMEBACKS**

Game	Score	Final	Play
vs. Green Bay (9/24/12)	trail 12-7	Won 14-12	24-yd. pass to Golden Tate at 0:00
vs. New England (10/14/12)	trail 23-17	Won 24-23	46-yd. pass to Sidney Rice at 1:18
at Chicago (12/2/12)	tied 17-17	Won 23-17 (ot)	13-yd. pass to Sidney Rice with 7:33 left in OT
vs. St. Louis (12/30/12)	tied 13-13	Won 20-13	1-yd. touchdown run at 1:39
at Washington (1/6/13)*	trail 14-13	Won 24-14	touchdown drive at 7:08
at Carolina (9/8/13)	trail 7-6	Won 12-7	43-yd. pass to Jermaine Kearse at 10:13
at Houston (9/29/13)	trail 20-6	Won 23-20 (ot)	45-yd. field goal with 3:19 left in overtime
vs. Tennessee (10/13/13)	tied 10-10	Won 20-13	29-yd. field goal at 11:23
vs. Tampa Bay (11/3/13)	trail 24-14	Won 27-24 (ot)	27-yd. field goal with 8:11 left in overtime
vs. San Francisco (1/19/14)^	trail 17-13	Won 23-17	35-yd. pass to Jermaine Kearse at 13:44
vs. Denver (9/21/14)	tied 20-20	Won 26-20	touchdown drive with 9:14 left in overtime
at Carolina (10/26/14)	trail 9-6	Won 13-9	23-yd. pass to Luke Willson at 0:47
vs. N.Y. Giants (11/9/14)	tied 17-17	Won 38-17	touchdown drive at 12:47
vs. St. Louis (12/28/14)	tied 6-6	Won 20-6	touchdown drive at 12:07
vs. Green Bay (1/18/15)^	tied 22-22	Won 28-22 (ot)	35-yd. pass to Jermaine Kearse with 11:41 left in OT
at Dallas (11/1/15)	trail 12-10	Won 13-12	24-yd. field goal at 1:04
vs. Pittsburgh (11/29/15)	trail 27-26	Won 39-30	30-yd. pass to Doug Baldwin at 8:12
at Minnesota (1/10/16)*	trail 9-0	Won 10-9	46-yd. field goal at 8:04
vs. Miami (9/11/16)	trail 10-6	Won 12-10	2-yd. pass to Doug Baldwin at 0:31
vs. Atlanta (10/16/16)	trail 24-23	Won 26-24	44-yd. field goal at 1:57
at New England (11/13/16)	trail 24-22	Won 31-24	23-yd. field goal at 8:56
vs. San Francisco (9/17/17)	trail 9-6	Won 12-9	9-yd. pass to Paul Richardson at 7:06
vs. Houston (10/29/17)	trail 38-34	Won 41-38	18-yd. pass to Jimmy Graham at 0:21
at Arizona (9/30/18)	tied 17-17	Won 20-17	52-yd. field goal at 0:00
vs. Green Bay (11/15/18)	trail 24-20	Won 27-24	15-yd. pass to Ed Dickson at 5:08
at Carolina (11/25/18)	tied 27-27	Won 30-27	31-yd. field goal at 0:00
vs. Arizona (12/30/18)	tied 24-24	Won 27-24	33-yd. field goal at 0:00
vs. Cincinnati (9/8/19)	trail 17-14	Won 21-20	44-yd. pass to Tyler Lockett at 14:53
vs. L.A. Rams (10/3/19)	trail 29-24	Won 30-29	5-yd. pass to Chris Carson at 2:28
at Cleveland (10/13/19)	trail 28-25	Won 32-28	touchdown drive at 3:30
vs. Tampa Bay (11/3/19)	tied 34-34	Won 40-34	10-yd. pass to Jacob Hollister with 6:22 left in OT

\* NFC Wild Card Game ^ NFC Championship Game

**MOST GAME-WINNING DRIVES IN 4TH QTR./OT SINCE 2012 (REGULAR SEASON & POSTSEASON)**

Russell Wilson, Sea	31
Matthew Stafford, Det	28
Drew Brees, NO	23
Matt Ryan, Atl	22
Andy Dalton, Cin	20

**FIFTH-FASTEST TO 200 TOUCHDOWNS**

With two passing touchdowns at Pittsburgh (9/15), Wilson became the fifth-fastest player in NFL history to reach 200 touchdowns in his career, joining two Hall of Famers on the top-five list.

He also became the first player in NFL history with at least 200 touchdowns and 15 rushing touchdowns in his first eight seasons.

**PLAYERS TO REACH 200 PASSING TOUCHDOWNS  
IN THE FEWEST GAMES, NFL HISTORY**

Player	Games to Reach 200
Dan Marino	89
Aaron Rodgers	99
Peyton Manning	106
Brett Favre	107
<b>Russell Wilson</b>	<b>114</b>
Tom Brady	116

**64 100+ PASSER RATING GAMES IN CAREER**

In Russell Wilson's first 121 games, he has thrown for a passer rating of over 100 in over half of those games, joining Aaron Rodgers to accomplish that feat in NFL history.

**RUSSELL WILSON CAREER PASSING RATING BREAKDOWN**

Rating	Games	Record
100s	64	54-10
90s	16	9-7
80s	16	9-6-1
70s	9	4-5
60s	7	3-4
50s	1	1-0
40s	5	1-4
30s	3	1-2
<b>Totals</b>	<b>121</b>	<b>82-38-1</b>

**.682 WINNING PERCENTAGE**

Russell Wilson ranks fourth among active quarterbacks (min. 16 starts) with a .682 winning percentage.

**HIGHEST WINNING % OF ACTIVE STARTING QUARTERBACKS**

Player	Record	Winning Pct.
Jimmy Garoppolo, SF	16-2	.889
Tom Brady, NE	215-61	.779
Patrick Mahomes, KC	18-6	.750
<b>Russell Wilson, Sea</b>	<b>82-38-1</b>	<b>.682</b>
Ben Roethlisberger, Pit	144-71-1	.669
Dak Prescott, Dal	37-19	.661

**FRANCHISE-RECORD 5 TOUCHDOWN PASSES**

Wilson tied Dave Krieg with his third-career five-touchdown performance vs. Tampa Bay (11/3).

**MOST GAMES, 5+ TD PASSES, SEAHAWKS CAREER**

- 3 Russell Wilson, 2012-**  
Dave Krieg, 1980-91
- 2 Matt Hasselbeck, 2001-10

**91 - MOST TOUCHDOWNS SINCE 2017**

Wilson's 91 touchdowns since the beginning of 2017 are the most in the NFL and this season he **ranked first in the league in passer rating** (118.2), touchdowns (22) and fewest interceptions (1).

**MOST TOUCHDOWNS SINCE 2017, NFL**

Player	Touchdowns
<b>Russell Wilson, Sea</b>	<b>91</b>
Tom Brady, NE	75
Kirk Cousins, Min	73
Philip Rivers, LAC	72
Jared Goff, LAR	71

**HIGHEST PASSER RATINGS, NFL HISTORY**

Through his first eight seasons, Russell Wilson is one of the best quarterbacks in NFL history in wins (2nd, 82), passing touchdowns (3rd, 218) and career, home and road passer ratings.

**HIGHEST PASSER RATING, NFL HISTORY**

Player	Rating
Aaron Rodgers, GB	103.2
<b>Russell Wilson, Sea</b>	<b>101.8</b>
Drew Brees, NO	97.8
Tom Brady, NE	97.4
Tony Romo	97.1

**HIGHEST HOME PASSER RATING, NFL HISTORY**

Player	Rating
Aaron Rodgers, GB	108.0
<b>Russell Wilson, Sea</b>	<b>103.9</b>
Drew Brees, NO	103.3
Steve Young	100.3
Peyton Manning	99.8

**HIGHEST ROAD PASSER RATING, NFL HISTORY**

Player	Rating
<b>Russell Wilson, Sea</b>	<b>99.8</b>
Aaron Rodgers, GB	98.6
Tony Romo	97.1
Tom Brady, NE	96.0
Joe Montana	95.2

**CAREER-HIGHS: 82.86%; 32 COMP. & 50 ATT.**

Russell Wilson played one of the best games of his career at Pittsburgh (9/15), **completing the second-most passes of his career** at the time (29) on 35 attempts for a career-best 82.86 completion percentage, ranking fourth in franchise history.

He followed that up vs. New Orleans (9/22) with a career-high tying 32 completions on a **career-high 50 attempts for the second-most yards** in his career (406), good for his second-career 400-yard game.

**HIGHEST COMPLETION PERCENTAGE, FRANCHISE HISTORY**

Player	Att.	Comp.	Pct.	Date
Dave Krieg vs. Denver	22	19	86.36	12/11/88
Matt Hasselbeck vs. SF	25	21	84.00	12/22/05
Matt Hasselbeck at Detroit	30	25	83.33	9/10/06
<b>Russell Wilson at Pittsburgh</b>	<b>35</b>	<b>29</b>	<b>82.86</b>	<b>9/15/19</b>
Russell Wilson vs. SF	29	24	82.76	11/22/15

**4+ TDS & 1 OR FEWER INTERCEPTIONS**

Accomplished twice this season, Russell Wilson ranks third in NFL history with 10 games with four touchdown passes and one or fewer interceptions.

The Seahawks are 8-2 in those games and his last came vs. Tampa Bay (11/3/19), a 40-34 victory.

**MOST GAMES WITH 4+ TD PASSES & 1 OR FEWER INTERCEPTIONS IN FIRST EIGHT SEASONS, NFL HISTORY**

Player	Games
Peyton Manning	11
Aaron Rodgers	11
<b>Russell Wilson</b>	<b>10</b>
Tom Brady	10
Brett Favre	10
Dan Marino	10
Andrew Luck	9
Johnny Unitas	8

**50 GAMES WITH 2+ TDS & 0 INTERCEPTIONS**

Russell Wilson has 50 games with multiple touchdown passes and no interceptions in his career, the most such performances by a quarterback in his first eight seasons in NFL history.

He has seven such games this year.

Wilson has held this record entering the last two seasons.

**MOST GAMES WITH 2+ TD PASSES & 0 INTERCEPTIONS IN FIRST EIGHT SEASONS, NFL HISTORY**

Player	Games
<b>Russell Wilson</b>	<b>50</b>
Andy Dalton	35
Tom Brady	34
Drew Brees	28
Brett Favre	28
Aaron Rodgers	28

**69 GAMES WITH 2+ TOUCHDOWN PASSES**

Wilson recorded his 68th career game with at least two touchdown passes in Week 8 at Atlanta (10/27), passing Pro Football Hall of Famer Brett Favre for the third-most such games in a player's first eight seasons in NFL history.

Only Peyton Manning and Pro Football Hall of Famer Dan Marino had more such games in their first eight seasons.

**GAMES WITH 2+ TDS IN FIRST EIGHT SEASONS, NFL HISTORY**

Player	Games
Peyton Manning	74
Dan Marino	72
<b>Russell Wilson</b>	<b>69</b>
Brett Favre	67

**FRANCHISE PASSING RECORDS****PASSING ATTEMPTS**

Player	Att.
Matt Hasselbeck	4,250
Dave Krieg	3,576
<b>Russell Wilson</b>	<b>3,554</b>
Jim Zorn	2,992

**PASSING COMPLETIONS**

Player	Comp.
Matt Hasselbeck	2,559
<b>Russell Wilson</b>	<b>2,295</b>
Dave Krieg	2,096
Jim Zorn	1,593

**PASSING YARDS**

Player	Yards
Matt Hasselbeck	29,434
<b>Russell Wilson</b>	<b>28,129</b>
Dave Krieg	26,132
Jim Zorn	20,122

**PASSING TOUCHDOWNS,**

Player	TDs
<b>Russell Wilson</b>	<b>218</b>
Dave Krieg	195
Matt Hasselbeck	174
Jim Zorn	107

**121 CONSECUTIVE GAMES STARTED**

Wilson is closing in on the club-record for consecutive regular season games started and he has not missed a game in his career, playing in all 134 (121 regular season, 13 postseason).

**CONSECUTIVE GAMES STARTED, FRANCHISE HISTORY**

<b>QB Russell Wilson, 2012-</b>	<b>121</b>
G Chris Gray, 1999-06	121
S Earl Thomas, 2010-16	106

**220 - ATTEMPTS WITHOUT AN INTERCEPTION**

Dating back to last season vs. Arizona (12/30/18) and ending in Week 7 vs. Baltimore (10/20), Wilson had a streak of 220 attempts without throwing an interception, a career-high and franchise record.

**CONSECUTIVE ATTEMPTS, NO INT, FRANCHISE HISTORY**

<b>Russell Wilson, 2018-19</b>	<b>220</b>
Russell Wilson, 2016	202
Russell Wilson, 2016-17	197
Seneca Wallace, 2008	184

**ZERO INTS IN FIRST SIX GAMES OF SEASON**

Russell Wilson did not throw an interception for the first six games of the season, tying for the second-longest streak in the NFL over the last 10 seasons.

**QUARTERBACKS WITH ZERO INTS TO BEGIN A SEASON (2010-2019)**

Player	Games	Year
Alex Smith	8	2017
<b>Russell Wilson</b>	<b>6</b>	<b>2019</b>
Drew Brees	6	2018
Nick Foles	6	2013
Michael Vick	6	2010

**100-PLUS PASSER RATING TO BEGIN SEASON**

Russell Wilson started this season with six games with a 100-plus passer rating, joining Aaron Rodgers, Tom Brady and Carson Palmer as the only quarterbacks with a passer rating of 100 or higher in each of their team's first six games of a season in NFL history.

**100-PLUS PASSER RATING TO BEGIN A SEASON, NFL HISTORY**

Player	Games	Year
Aaron Rodgers	12	2011
Tom Brady	8	2007
<b>Russell Wilson</b>	<b>6</b>	<b>2019</b>
Carson Palmer	6	2005

**MOST PASSING YDS IN FIRST 8 SEASONS**

Russell Wilson entered the top-10 list for most passing yards in a quarterback's first eight seasons in Week 8 at Atlanta.

He finished sixth on that list for most passing yards in a quarterback's first seven seasons last year.

**MOST PASSING YARDS IN A QB'S FIRST EIGHT SEASONS, NFL HISTORY**

1. Peyton Manning	33,189
2. Matt Ryan	32,757
3. Dan Marino	31,416
4. Matthew Stafford	30,303
5. Drew Bledsoe	29,257
6. Cam Newton	28,469
7. Joe Flacco	28,322
<b>8. Russell Wilson</b>	<b>28,129</b>
9. Andy Dalton	28,100
10. Warren Moon	27,679

**8 ROAD GAMES WITH 1 TD AND 0 INTS**

Russell Wilson has an **active streak with eight consecutive road games** with at least one touchdown pass and zero interceptions, the longest such streak in NFL history.

**MOST CONSECUTIVE ROAD GAMES WITH ONE TD PASS AND ZERO INTERCEPTIONS, NFL HISTORY**

Player	Games	Year
<b>Russell Wilson</b>	<b>8</b>	<b>2018-current</b>
Tom Brady	7	2010
Nick Foles	7	2012-13

**MOST RUSH YARDS BY A QB IN NFL HISTORY**

Russell Wilson owns the top-15 rushing yard games in franchise history and has four 100-yards games to his name, including a Monday Night Football record and career-high 122 yards in 2014.

With 146 more yards, he will become the fifth quarterback in NFL history to rush for 4,000 yards.

**MOST RUSHING YARDS BY A QUARTERBACK, NFL HISTORY**

Player	Yards
Michael Vick	6,109
Randall Cunningham	4,928
Cam Newton	4,806
Steve Young	4,239
<b>Russell Wilson</b>	<b>3,854</b>



## FOOTBALL FAMILY

DeKaylin Zecharius "DK" Metcalf follows in the football footsteps of his father, former Ole Miss and Chicago Bears (2002-08) offensive lineman, Terrance.

## ROOKIE DEBUT

Metcalf's 89 receiving yards were the most by a Seahawks rookie in a debut since Steve Largent's 86 yards in 1976.

## 18.1 YPC AVERAGE

Metcalf was the ninth of 27 wide receivers chosen in the 2019 draft.

He ranks first among rookie receivers with 525 yards and ranks sixth in the NFL with a 18.1 yards per catch average (min. 400 rec. yards).

## NFL, MOST RECEIVING YARDS BY ROOKIE WRS

DK Metcalf, Sea	525
Terry McLaurin, Was	497
A.J. Brown, Ten	429

NFL, HIGHEST RECEIVING YARDAGE AVG.  
(MIN. 400 YARDS)

Chris Conley, Jac	20.0
Marquez Valdes-Scantling, GB	19.1
Stefon Diggs, Min	18.7
Kenny Golladay, Det	18.3
Mike Williams, LAC	18.3
DK Metcalf, Sea	18.1

## 4TH MOST YARDS BY A ROOKIE

Metcalf set career-highs in catches (6) and yards (123) vs. Tampa Bay (11/3), with his yardage total ranking fourth in Seahawks history for a rookie in a single-game.

MOST RECEIVING YARDS BY A ROOKIE, SINGLE-GAME  
FRANCHISE HISTORY

Player	Yards	Rec.	TD	Date
Brian Blades vs. NO	145	8	1	10/16/88
Doug Baldwin at NYG	136	8	1	10/9/11
Steve Largent vs. SF	128	7	1	9/26/76
DK Metcalf vs. TB	123	6	1	11/3/19



Height - 6-4

Weight - 229

40-Yard Dash - 4.32 seconds

Arm Length - 35.0 inches

Hand Size - 9 7/8 inches

Bench Press - 27 reps

Vertical Jump - 40.5 inches

Broad Jump - 134.0 inches

3-Cone Drill - 7.38 seconds

20-Yard Shuttle - 4.5 seconds

## 16 TOUCHDOWNS SINCE 2018 (1ST NFL)

Tyler Lockett set his career-high with 10 touchdowns last season and has added six more this season, giving him 16 since 2018 to rank first in the NFL for most receiving touchdowns.

## MOST RECEIVING TOUCHDOWNS SINCE 2018, NFL

Player	Touchdowns
WR Tyler Lockett, Sea	16
WR Tyreek Hill, KC	16
TE Eric Ebron, Ind	16
WR DeAndre Hopkins, Hou	15
WR Adam Thielen, Min	15

## NFL-BEST 7,950 COMBINED YDS SINCE 2015

Tyler Lockett's versatility as a three-time All-Pro returner, receiver and rusher has placed him as the NFL leader in combined yards since 2015.

## MOST COMBINED YARDS IN NFL SINCE 2015

	Rec.	Rush.	KO Ret.	Punt Ret.	Total Yds.
Tyler Lockett	3,548	253	3,101	1,048	7,950
Julio Jones	7,113	28	0	0	7,141
Todd Gurley	1,964	4,902	0	0	6,866
Jarvis Landry	4,811	193	338	663	6,005

## 35.7 YARDS PER TOUCHDOWN

**Associated Press All-Pro: 2015** (First-Team, Return Specialist) **2016** (Second-Team, Kickoff Returner) **2017** (Second-Team, Kickoff Returner)

Since 2015, Tyler Lockett has averaged 35.7 yards per touchdown, good for the fourth-highest yards per touchdown average in the NFL.

## HIGHEST YARDS PER TOUCHDOWN SINCE 2015, NFL (MIN. 15 TD)

Player	TD	Yards	Avg.
DeSean Jackson, Phi	18	812	45.1
Tyreek Hill, KC	38	1,671	44.0
Robby Anderson, NYJ	16	630	39.4
Tyler Lockett, Sea	29	1,035	35.7

## FIRST TIME IN 23 SEASONS

With his 152-yard, two-touchdown performance vs. Tampa Bay (11/3), Lockett became the first Seahawks player since Brian Blades to have at least 150 receiving yards and two touchdowns in a single game.

Blades recorded 153 yards and two scores vs. the N.Y. Giants on November 5, 1995.

## CAREER-HIGH 13 RECEPTIONS

Following the first game of the season where he caught his only target for a 44-yard game-winning score in the fourth quarter vs. Cincinnati (9/8), he had career-high setting back-to-back weeks at Pittsburgh (11 targets, 10 receptions) and vs. New Orleans in Weeks 2-3.

He set career-highs vs. the Saints (9/22) in targets (14), catches (11) and yards (154) and became the **first Seahawks player to register back-to-back 10-reception games** since Mike Williams in 2010.

In Week 9 vs. Tampa Bay, he broke his targets record (18) and catches mark (13), while recording his seventh-career 100-yard game (152), and third this season.

## TYLER LOCKETT SINGLE-GAME HIGH, RECEPTIONS

Receptions	Opponent	Date
13	vs. Tampa Bay	11/3/19
11	vs. New Orleans	9/22/19
10	at Pittsburgh	9/15/19
7	at Minnesota	12/6/15

## TYLER LOCKETT SINGLE-GAME HIGH, YARDS

Rec. Yards	Opponent	Date
154	vs. New Orleans	9/22/19
152	vs. Tampa Bay	11/3/19
130	vs. L.A. Rams	12/15/16
121	vs. Houston	10/29/17

He also set his career-high for receptions in a single-season through nine games with 59, and needs 199 yards to set his career high for yards in a season.

## TYLER LOCKETT SINGLE-SEASON HIGH, RECEPTIONS

Rec.	Year
59	2019
57	2018

## TYLER LOCKETT SINGLE-SEASON HIGH, YARDS

Yards	Year
965	2018
767	2019

## WILSON TO LOCKETT: 138.8 PASSER RATING

Last season, when Russell Wilson targeted Tyler Lockett, he was 57 for 70 (81.4%) for 965 yards, with 10 touchdowns and zero interceptions, good for a perfect 158.3 passer rating.

The Saints Drew Brees and Robert Meachem were the last duo to accomplish that feat (2009, min. 50 att.).

This season, the two **have continued that connection with a 138.8 rating**, completing 59 of 72 passes (81.9%) for 767 yards with six touchdowns and zero interceptions.

# SHAQUILL & SHAQUEM GRIFFIN

## GRIFFIN AND MCCOURTY BROTHERS BECOME THE FIRST SETS OF TWINS TO PLAY A REGULAR SEASON GAME IN 90 YEARS

Last season, for the first time in NFL history, there were two sets of twin brothers on an NFL roster in Shaquill and Shaquem Griffin and New England's Devin and Jason McCourty.

Previously, according to Elias Sports Bureau, only two sets of twins have been teammates in an NFL regular season game.

The first occurred in 1926 when Gene and Tom Golsen played a game for the Louisville Cardinals and the second occurred 90 years ago when Earl and Myrl Goodwin played for the Pottsville Maroons.

## THE GRIFFINS

**Mother:** Tangie

**Father:** Terry

**Siblings:** Andre and Burness

**Birthdate:** July 20, 1995 (Shaquill was born one minute before Shaquem).


## AMNIOTIC BAND SYNDROME

Shaquem Griffin's left hand was amputated when he was four years old as the result of amniotic band syndrome, a congenital birth defect.


## SHAQ VS. SHAQ

Shaquill and Shaquem's combine results:

	Shaquill	Shaquem
40-yard dash	4.38 sec	4.38 sec
Bench Press	17 reps	20 reps
Broad Jump	132.0 inches	117.0 inches
Arm Length	32 3/8 inches	32 1/8 inches
Hand Size	8 3/4 inches	9 inches



SHAQUILL



SHAQUEM

## FIVE-TIME PRO BOWLER &amp; FIVE-TIME AP ALL-PRO



2014



2015



2016



2017



2018

Associated Press All-Pro Team

First-team: 2014, 2016, 2017, 2018

Second-team: 2015

## SECOND-MOST TACKLES SINCE 2012 (1,000)

Became the club's all-time leading tackler with his six-tackle performance at Atlanta (10/27). His **1,000 tackles are second in the NFL since 2012** (Luke Kuechly, 1,026).

Is the first player in franchise history to record seven-consecutive 100-tackle seasons, including recording an NFL-leading and franchise-record 167 in 2016. Ranked third in the NFL with 138 tackles last season.

He is one of three linebackers (Kuechly & Lavonte David - 946) with 900-plus tackles since 2012.

## LARGENT AWARD WINNER

In a vote by teammates in 2017, Wagner was named the Steve Largent Award winner, given to the player that best exemplifies the spirit, dedication and integrity of the Seahawks.

## FRANCHISE-RECORD 19 TACKLES

Wagner has produced 45 double-digit tackle performances in his 112 games played, and set his career-high with a franchise-high 19 tackles (four solo) vs. New Orleans (9/22), surpassing his old mark of 16 tackles in 2016.

## MOST TACKLES IN A SINGLE-GAME, FRANCHISE HISTORY

Player/Game	Tackles	Date
<b>Bobby Wagner vs. New Orleans</b>	<b>19</b>	<b>9/22/19</b>
Sammy Green vs. Minnesota	18	10/8/78
Terry Beeson vs. Houston	18	11/20/77
Kam Chancellor vs. Arizona	17	11/15/15

## 2019 NFL LEADING TACKLERS

Player	Total	Solo	Ast.
LB Blake Martinez, GB	95	57	38
LB Jordan Hicks, Ari	90	52	38
<b>LB Bobby Wagner, Sea</b>	<b>86</b>	<b>45</b>	<b>41</b>
S Landon Collins, Was	79	52	27
<b>LB K.J. Wright, Sea</b>	<b>78</b>	<b>39</b>	<b>39</b>

## DOUBLE-DIGIT TACKLE GAMES SINCE 2017

Wagner has 45 double-digit tackle games in his career and ranks second in the league in that category since 2017 with 15 such games.

## MOST DOUBLE-DIGIT TACKLE GAMES SINCE 2017, NFL

Player	Games
Blake Martinez, GB	20
<b>Bobby Wagner, Sea</b>	<b>15</b>
Luke Kuechly, Car	15
Joe Schoebert, Cle	14
Danny Trevathan, Chi	11

## 98-YARD PICK-SIX

## LONGEST RETURNS, FRANCHISE HISTORY

Player	Return	Date
Tyler Lockett	105t KOR vs. Chicago	9/27/15
Leon Washington	101t KOR vs. San Diego	9/26/10
Leon Washington	99t KOR vs. San Diego	9/26/10
Tyler Lockett	99t KOR vs. Arizona	12/31/17
Bobby Wagner	98t INT vs. San Francisco	12/2/18

## FRANCHISE ALL-TIME LEADING TACKLER

## MOST CAREER TACKLES, CLUB HISTORY

Player, Seasons	No.
<b>Bobby Wagner, 2012-</b>	<b>1,000</b>
Eugene Robinson, 1985-95	984
Keith Butler, 1978-87	813
<b>K.J. Wright, 2011-</b>	<b>794</b>
Joe Nash, 1982-96	779

## MOST SINGLE-SEASON TACKLES, CLUB HISTORY

Player	Year	Total	Solo	Ast.
<b>1. Bobby Wagner</b>	<b>2016</b>	<b>167</b>	<b>85</b>	<b>82</b>
2. Terry Beeson	1978	153	n/a	n/a
3. Chad Brown	1998	150	119	31
4. Anthony Simmons	2000	147	119	28
<b>5. Bobby Wagner</b>	<b>2012</b>	<b>140</b>	<b>86</b>	<b>54</b>



# PLAYER NOTES

## #4 P MICHAEL DICKSON

### PRO BOWLER & FIRST-TEAM AP ALL PRO

Dickson ranked second in the NFL in punt average (franchise-record 48.2), sixth in net average (franchise-record 42.5) and 10th with 28 punts landing inside the 20 last season.

He became the first Seattle punter to make the all-star game since Rick Tuten in 1994 and **became the first rookie punter since the Los Angeles Rams' Dale Hatcher in 1985** to be selected to the Pro Bowl and the **first rookie punter to be named first-team All-Pro** since Oakland's Shane Lechler in 2000.

After growing up in Australia playing Australian Rules Football, Dickson transitioned to American football and played three years at the University of Texas. He was the recipient of the Ray Guy Award as the nation's best punter in 2017 and was named the most valuable player in the Longhorns victory over Missouri in the Texas Bowl.

## #32 RB CHRIS CARSON

Chris Carson bounced back last season to start all 14 games played and rush for 1,151 yards (5th NFL), becoming Seattle's first 1,000-yard rusher since 2014 (Marshawn Lynch) and only the **sixth player in franchise history to accomplish that feat**.

He was one of four backs (Saquon Barkley, Ezekiel Elliott, Todd Gurley) with at least six 100-yard games last season.

He rushed for his third-straight 100-yard game in Week 6, carrying 24 times for a career-high 124 yards and rushed for his 10-career 100-yard game vs. Tampa Bay (11/3) with 105 yards, a team that led the NFL in rush defense (68.6 ypg) coming in to the game.

### MOST 100-YARD RUSH GAMES SINCE 2018

Player	100-Yard Games
Ezekiel Elliott, Dal	12
<b>Chris Carson, Sea</b>	<b>10</b>
Saquon Barkley, NYG	9
Christian McCaffrey, Car	9

### MOST CONSECUTIVE 100-YARD RUSH GAMES, CLUB HISTORY

Games	Player	Season
4	Shaun Alexander	2005
	Marshawn Lynch	2012 twice
<b>3</b>	<b>Chris Carson</b>	<b>2018, 2019</b>
	Shaun Alexander	2004, 2005
	Marshawn Lynch	2011

## #50 LB K.J. WRIGHT



2016

K.J. Wright (557 tackles) and Bobby Wagner (742) have combined for 1,299 tackles since the 2014 season, ranking first in the NFL over that time.

Wright earned his first Pro Bowl nod after the 2016 season when he set career-highs in tackles (126) and sacks (4.0).

Wright also ranks fourth in franchise history with 794 tackles, needing 20 tackles to pass Keith Butler for third-place in franchise history with 814.

He ranks fifth in the NFL with 78 tackles (39 solo).

## #90 DE JADEVEON CLOWNEY

Clowney recorded 29.0 sacks (4th in Texans history) and five forced fumbles (9th in Texans history) before being traded to Seattle on September 1.

He had 16 tackles for loss (9th NFL) last season and has 69 in his career. He **scored his third-career touchdown (one interception, two fumble recoveries) off his first-career interception** at Arizona (9/29), returning it 27 yards for the score.

He was named to his third-career Pro Bowl last season after recording 47 tackles (38 solo), 9.0 sacks, 16 tackles for loss and career-high tying 21 quarterback hits.

### MOST TACKLES FOR LOSS SINCE 2016, NFL

Player	TFL
Aaron Donald, LAR	75
Chandler Jones, Ari	67
<b>Jadeveon Clowney, Sea</b>	<b>58</b>
Cameron Jordan, NO	58
Calais Campbell, Jac	56
Khalil Mack, Chi	53

## #91 JARRAN REED

Defensive tackle Jarran Reed enjoyed the best season of his career last year with a career-high and ranked second on the team with 10.5 sacks, eclipsing his former high of 1.5 sacks each in 2016 and 2017. His **sack total ranked third in the NFL among interior lineman**.

He also set a career-highs in tackles (50) and quarterback hits (24) last season.

### MOST SACKS BY A DEFENSIVE TACKLE, SINGLE-SEASON FRANCHISE HISTORY

Player	Sacks	Year
Cortez Kennedy*	14.0	1992
John Randle*	11.0	2001
<b>Jarran Reed</b>	<b>10.5</b>	<b>2018</b>

\* Hall of Famer





# PETE CARROLL

## THIRD-WINNINGEST ACTIVE HEAD COACH (BILL BELICHICK, ANDY REID)

Pete Carroll ranks 24th in NFL history with 139 combined wins and he was the 39th coach in NFL history to reach 100 wins in the regular season.

### MOST COMBINED WINS IN NFL HISTORY

Coach	Regular Season				Postseason			Combined			
	W	L	T	Pct.	W	L	Pct.	W	L	T	Pct.
21. Steve Owen	151	100	17	.602	2	8	.200	153	108	17	.586
22. Tony Dungy	139	69	0	.668	9	10	.474	148	79	0	.652
23. John Fox	133	123	0	.520	8	7	.533	141	130	0	.520
<b>24. Pete Carroll, Sea</b>	<b>129</b>	<b>87</b>	<b>1</b>	<b>.597</b>	<b>10</b>	<b>8</b>	<b>.556</b>	<b>139</b>	<b>95</b>	<b>1</b>	<b>.594</b>
25. Mike Tomlin, Pit	129	70	1	.648	8	7	.533	137	77	1	.640
26. Hank Stram	131	97	10	.574	5	3	.625	136	100	10	.576
27. Mike McCarthy	125	77	2	.618	10	8	.556	135	85	2	.613
28. Weeb Ewbank	130	129	7	.502	4	1	.800	134	130	7	.508

## 139 CAREER WINS FOR PETE CARROLL (REGULAR & POSTSEASON)

Pete Carroll became the 43rd head coach in NFL history with 100 combined wins.

Year	Team	W	L	T	Pct.	Finish
1994	N.Y. Jets	6	10	0	.375	5th, AFC East
1997	New England	10	6	0	.625	1st, AFC East
						<i>Wild Card victory vs. Miami, 17-3</i>
						<i>Divisional Playoff loss at Pittsburgh, 7-6</i>
1998	New England	9	7	0	.563	4th, AFC East
						<i>Wild Card loss at Jacksonville, 25-10</i>
1999	New England	8	8	0	.500	T4th, AFC East
2010	Seattle	7	9	0	.438	1st, NFC West
						<i>Wild Card victory vs. New Orleans, 41-36</i>
						<i>Divisional Playoff loss at Chicago, 35-24</i>
2011	Seattle	7	9	0	.438	3rd, NFC West
2012	Seattle	11	5	0	.688	2nd, NFC West
						<i>Wild Card victory at Washington, 24-14</i>
						<i>Divisional Playoff loss at Atlanta, 30-28</i>
2013	Seattle	13	3	0	.813	1st, NFC West
						<i>Divisional Playoff victory vs. New Orleans, 23-15</i>
						<i>Championship Game victory vs. San Francisco, 23-17</i>
						<i>Super Bowl XLVIII victory vs. Denver, 43-8</i>
2014	Seattle	12	4	0	.750	
						<i>Divisional Playoff victory vs. Carolina, 31-17</i>
						<i>Championship Game victory vs. Green Bay, 28-22 ot</i>
						<i>Super Bowl XLIX loss vs. New England, 28-24</i>
2015	Seattle	10	6	0	.625	2nd, NFC West
						<i>Wild Card victory at Minnesota, 10-9</i>
						<i>Divisional Playoff loss at Carolina, 31-24</i>
2016	Seattle	10	5	1	.656	1st, NFC West
						<i>Wild Card victory vs. Detroit, 26-6</i>
						<i>Divisional Playoff loss at Atlanta, 36-20</i>
2017	Seattle	9	7	0	.563	2nd, NFC West
2018	Seattle	10	6	0	.625	2nd, NFC West
						<i>Wild Card loss at Dallas, 24-22</i>
2019	Seattle	7	2	0	.778	
Reg. Season (14 Yrs.)		129	87	1	.597	
Postseason (9 Yrs.)		10	8	0	.556	
Combined Record		139	95	1	.594	





# CENTURYLINK FIELD ENHANCEMENTS

On August 7, the Seahawks announced enhancements to the fan experience on gamedays at CenturyLink Field.

Fans will find a variety of delicious new food options this season from First & Goal Hospitality (FGH), which operates all general concessions and premium dining at CenturyLink Field. With a focus on locally-sourced ingredients, new featured menu offerings for 2019 include:

- **Chicken & Biscuit:** house-made savory biscuit with Ezell's chicken tenders and southern style country gravy. Located in sections 126 and 321 (Chicken & Biscuits).
- **Seattle Cheesesteak:** shaved beef on a fresh hoagie with herbed cream cheese and grilled peppers and onions. Located in section 113 at the new PNW Grille.
- **Loaded Baked Potato:** jumbo russet potato loaded with a choice of broccoli & cheddar sauce, chili & cheese, or plain, with a variety of toppings to customize. Located in section 341 (Local Eats).

In addition to FGH offerings, other local menu offerings include:

- **Pecos Pit BBQ:** New this season, fans will enjoy items from this local BBQ favorite including their beef chopped sandwich, SODO "Spike It" pork sandwich with slaw, Pecos "Best BACON Potato Salad EVER!" as well as Pecos Spicy Pit Beans and house-made coleslaw. Located in section 105.
- **Taco Time:** Northwest favorite Taco Time will serve crisp and soft burritos, as well as crisp and soft tacos, white chicken chili and crustos. Located in section 116.
- **Oberto Hot Links:** The famous Oberto Hot Link is back. Locally made in Washington with high-quality pork, the Oberto Hot Link has no artificial ingredients, no preservatives, no nitrates/nitrites added and is completely gluten free. Try it with house-made Washington apple 'kraut. This Seattle favorite will be served at all Local Dog and Links locations in sections 109, 124, 135, 149, 313, 324 and 331.
- **Hempler Hotdogs:** A Hempler family classic recipe, uniquely crafted with the perfect blend of spices providing an authentic European flavor. Made with only lean cuts of beef and pork, no fillers, and completely free of allergens, gluten and MSG. The Hempler Dog will be served at all Local Dog and Links locations in sections 109, 124, 135, 149, 313, 324 and 331.

Pregame in American Family Insurance Touchdown City and in the north end of the stadium at Muckleshoot Plaza, fans will find value-priced food and beverage offerings between \$3-\$6 including hot dogs, fries, pretzels, nachos, candy, soda, water, premium wine and beer as well as domestic beer. Fans looking for value items during the game can try the "12s Combo" at all Local Dogs and Links locations, which includes two hot dogs, two bottles of water and a bag of popcorn for \$12.

Fans are encouraged to arrive early to experience new pregame entertainment throughout the stadium. In Touchdown City, a new entertainment area called "The End Zone" will feature exciting activities, giveaways and photo opportunities. New

activities for kids have also been added. Fans can also watch the live broadcast of the Seahawks Radio Network Pregame Show featuring hosts Dori Monson and Seahawks Legends Paul Moyer, Ray Roberts, Jordan Babineaux and Michael Bumpus. Admission to Touchdown City is free and opens three hours prior to kickoff. Also new this year, fans will find live bands and DJs performing on the stadium concourses. At the north end of the stadium, pregame live music from a variety of Northwest bands will be featured at The Stage at the Muckleshoot Plaza throughout the season.

Download the Seahawks Mobile App for the ability to manage mobile tickets and extensive gameday information, as well as quick access to a variety of stats and the "Eye of the Hawk" video feature that includes live and on-demand video from eight different angles. Fans within 75 miles of CenturyLink Field will be able to stream the live radio broadcast from Seahawks radio flagship stations 710 ESPN and 97.3 KIRO FM directly in the app. Additionally, all four preseason TV games will be broadcast on Q13 FOX, as well as in-market via seahawks.com and the Seahawks Mobile App.

## OTHER OFFERS FOR FANS INCLUDE:

- **Delta & Lyft:** Now, Seahawks gamedays mean more miles with Delta & Lyft. This season get 3x miles with Delta on Lyft rides to or from CenturyLink Field for Seahawks home games. Simply link your SkyMiles® and Lyft accounts at [delta.com/lyft](http://delta.com/lyft) to start earning. Terms apply.
- **Pregame at the Perch:** Located on the Ballroom level at Embassy Suites Seattle Downtown Pioneer Square, the Pregame at the Perch offers games, a live DJ, and appearances from Blitz, Seahawks Dancers, Legends, and more. Stop by for food and drink specials as well as a chance to win exclusive Seahawks experiences. Opens three hours before kickoff.
- **CLEAR:** Get into the game with CLEAR at the Northwest and Southwest security gates and use CLEAR to buy food and drinks with just your fingerprints - no ID or credit card required - in select concessions locations in the stadium. Enrollment for CLEAR Sports is free and can be used immediately. Fans can register on-site at the stadium, or in advance at [www.clearme.com/seahawks](http://www.clearme.com/seahawks). Fans who already have CLEAR will be able to use it at CenturyLink for access and concessions. CLEAR security lanes open two hours before kickoff.
- **Freemiums:** Keep an eye on the game for various freemiums for ticket holders and fans. Northwest favorite Taco Time will provide all fans with a Free Crisp Taco via the Taco Time Northwest App the Tuesday following any game with a rushing touchdown. Great Clips will offer a Free Haircut when the Seahawks have three takeaways. Starting in the regular season, Pizza Hut will offer free Cinnabon Minis with a purchase of a \$12.99 pizza when the Seahawks score three passing touchdowns, valid for three days following the game. When the Seahawks score 21 points, Oberto Specialty Meats will offer a package of their NEW Fresh Smoked Sausages, perfect on a bun or in your favorite dish. Offer redeemable at Safeway the day after the game.

WON 7, LOST 2										* RUSHING										No.		Yds		Avg		Long		TD	
09/08 W 21-20		Cincinnati		68,710		Carson		175		764		4.4		59		3													
09/15 W 28-26		at Pittsburgh		65,063		Wilson		44		203		4.6		21		3													
09/22 L 27-33		New Orleans		69,005		Penny		34		165		4.9		37t		1													
09/29 W 27-10		at Arizona		60,500		Prosise		13		41		3.2		17		1													
10/03 W 30-29		L.A. Rams		68,988		Metcalf		2		11		5.5		7		0													
10/13 W 32-28		at Cleveland		67,431		Dissly		1		7		7.0		7		0													
10/20 L 16-30		Baltimore		69,012		Moore		1		2		2.0		2		0													
10/27 W 27-20		at Atlanta		71,483		Gordon		1		1		1.0		1		0													
11/03 W 40-34 OT		Tampa Bay		68,948		Lockett		3		-8		-2.7		3		0													
11/11		at San Francisco				TEAM		273		1185		4.3		59		8													
11/24		at Philadelphia				OPPONENTS		196		924		4.7		52		12													
12/02		Minnesota				* RECEIVING		No.		Yds		Avg		Long		TD													
12/08		at L.A. Rams				Lockett		59		767		13.0		44t		6													
12/15		at Carolina				Metcalf		29		525		18.1		54		5													
12/22		Arizona				Carson		24		177		7.4		21		2													
12/29		San Francisco				Dissly		23		262		11.4		38		4													
		Sea.		Opp.		Gordon		20		287		14.4		44		1													
TOTAL FIRST DOWNS		207		192		J. Brown		14		205		14.6		48		2													
Rushing		65		48		Moore		10		139		13.9		29		1													
Passing		120		127		Hollister		9		75		8.3		22		2													
Penalty		22		17		Prosise		9		66		7.3		21		0													
3rd Down: Made/Att		42/106		35/101		Willson		8		79		9.9		17		0													
3rd Down Pct.		39.6		34.7		M. Turner		7		118		16.9		30		0													
4th Down: Made/Att		3/6		6/8		Vannett		4		38		9.5		13		0													
4th Down Pct.		50.0		75.0		Penny		3		34		11.3		30		0													
POSSESSION AVG.		31:03		28:57		Bellore		1		20		20.0		20		0													
TOTAL NET YARDS		3555		3427		TEAM		200		2505		12.5		54		22													
Avg. Per Game		395.0		380.8		OPPONENTS		224		2605		11.6		55t		11													
Total Plays		588		557		* INTERCEPTIONS		No.		Yds		Avg		Long		TD													
Avg. Per Play		6.0		6.2		T. Thompson		2		18		9.0		18		0													
NET YARDS RUSHING		1185		924		Clowney		1		27		27.0		27t		1													
Avg. Per Game		131.7		102.7		Kendricks		1		1		1.0		1		0													
Total Rushes		273		196		Flowers		1		0		0.0		0		0													
NET YARDS PASSING		2370		2503		McDougald		1		0		0.0		0		0													
Avg. Per Game		263.3		278.1		K. Wright		1		0		0.0		0		0													

* PASSING	Att	Cmp	Yds	Cmp%	Yds/Att	TD	TD%	Int	Int%	Long	Sack/Lost	Rating
Wilson	293	200	2505	68.3	8.55	22	7.5	1	0.3	54	22/ 135	118.2
TEAM	293	200	2505	68.3	8.55	22	7.5	1	0.3	54	22/ 135	118.2
OPPONENTS	346	224	2605	64.7	7.53	11	3.2	7	2.0	55t	15/ 102	89.6



# DEFENSIVE STATISTICS

	Total	Solo	Assist	Sacks	Yards	TFL	QH	Int	PD	FF	FR
Wagner, B.	86	44	42	2.0	15.0	5	3	0	2	1	1
Wright, K.	78	39	39	0	0	2	0	1	6	0	0
Kendricks, M.	45	29	16	3.0	24.0	6	2	1	4	1	0
Flowers, T.	43	34	9	0	0	0	0	1	3	0	1
Griffin, Shaquill	42	32	10	0	0	1	0	0	9	0	0
McDougald, B.	31	23	8	0	0	0	0	1	2	1	0
Blair, M.	23	17	6	0	0	0	0	0	1	1	0
Clowney, J.	20	11	9	2.0	11.0	5	7	1	3	2	1
Woods, A.	20	9	11	0	0	1	0	0	0	0	1
Thompson, T.	19	9	10	0	0	0	0	2	2	0	0
Ford, P.	18	12	6	0	0	2	1	0	0	0	0
Jefferson, Q.	17	8	9	2.0	14.0	2	7	0	3	0	0
Taylor, J.	16	13	3	0	0	0	0	0	2	0	0
Jackson, B.	11	10	1	2.0	9.0	2	3	0	0	0	0
Ansah, Z.	10	8	2	1.0	12.0	1	3	0	0	1	2
Green, R.	9	5	4	2.0	8.0	1	2	0	1	1	1
Reed, J.	8	5	3	0	0	0	1	0	0	0	0
Hill, L.	7	4	3	0	0	0	0	0	0	0	0
King, A.	6	5	1	0	0	0	0	0	0	0	0
Mone, B.	3	0	3	0	0	0	0	0	0	0	0
Amadi, U.	2	2	0	0	0	0	0	0	0	0	0
Thorpe, N.	2	2	0	0	0	0	0	0	0	0	0
Collier, L.	2	2	0	0	0	0	0	0	0	0	0
Barton, C.	1	1	0	0	0	0	0	0	0	0	0

## SPECIAL TEAMS TACKLES

	Total	Solo	Assist	FF	FR	Blocks
Amadi, U.	5	4	1	0	0	0
Burr-Kirven, B.	5	2	3	1	0	0
Bellore, N.	4	4	0	0	1	0
Blair, M.	4	3	1	0	0	0
Barton, C.	3	2	1	0	1	0
Thorpe, N.	3	1	2	0	0	0
Dissly, W.	2	1	1	0	0	0
Griffin, Shaquem	2	1	1	0	0	0
Hollister, J.	2	1	1	0	0	0
Hill, L.	1	1	0	0	0	0
Myers, J.	1	1	0	0	0	0
Taylor, J.	1	0	1	0	0	0
Moore, D.	0	0	0	0	0	1

## FUMBLES

	Fum	Lost	Own-Rec	O.B.
Carson, C.	5	4	0	1
Wilson, R.	3	1	1	0
Dissly, W.	1	0	1	0
Metcalfe, D.	1	1	0	0
Prosise, C.	1	1	0	0
Fluker, D.	0	0	1	0



# TRANSACTIONS

Date	Transaction	Player
Jan. 1	Placed on injured reserve	S Lano Hill
	Signed from practice squad	WR Malik Turner
	Signed to practice squad	S Marwin Evans
Jan. 8	Signed to 2019 future contracts	CB Jeremy Boykins
		LB Justin Currie
		S Marwin Evans
		C Marcus Henry
		WR Keenan Reynolds
		G Jordan Roos
		WR Caleb Scott
		TE Tyrone Swoopes
		CB Simeon Thomas
Jan. 11	Signed to future contract	K Sam Ficken
Jan. 14	Signed to future contract	DT Jamie Meder
Jan. 17	Signed to future contract	QB Paxton Lynch
Feb. 22	Hired strength & conditioning coaches	Ivan Lewis
		Thomas Garcia
		Mark Philipp
		Grant Steen
		Danny van Dijk
	Hired offensive assistant	Austin Davis
	Hired assistant wide receivers	Brad Idzik
Mar. 14	Re-signed	LB K.J. Wright
	Signed	G Mike Iupati
		K Jason Myers
Mar. 15	Re-signed	G D.J. Fluker
Mar. 18	Re-signed	LB Mychal Kendricks
Mar. 23	Re-signed	CB Neiko Thorpe
Apr. 4	Signed	DE Cassius Marsh
		DE Nate Orchard
Apr. 25	Traded to Kansas City	DE Frank Clark
		2019 3rd-round pick
	Acquired from Kansas City	2019 1st-round pick
		2019 3rd-round pick
		2020 2nd-round pick
Apr. 29	Traded to New England	2020 7th-round pick
	Acquired from New England	TE Jacob Hollister
May 3	Signed rookie free agents	QB Taryn Christion
		CB Derrek Thomas
		WR Terry Wright
		CB Davonte Davis
		RB Adam Choice
		SS Jalen Harvey
		DT Jay-Tee Tiuli
		G Demetrius Knox
		DT Bryan Mone
		TE Mik'Quan Deane
		TE Justin Johnson
		WR Jazz Ferguson
May 6	Signed drafted rookies	S Ugo Amadi
		S Marquise Blair
		LB Ben Burr-Kirven
		G Phil Haynes

Date	Transaction	Player
May 9	Terminated/failed physical	WR Doug Baldwin
		S Kam Chancellor
	Signed	FB Nick Bellore
		G Marcus Martin
		CB Jamar Taylor
May 10	Released	DE Nate Orchard
	Signed	DE Ziggy Ansah
May 13	Released	QB Taryn Christion
		TE Mik'Quan Deane
	Signed	DT Al Woods
May 14	Signed drafted rookies	DT Demarcus Christmas
		RB Travis Homer
		WR Gary Jennings
		WR John Ursua
May 15	Signed	QB Geno Smith
May 21	Signed drafted rookie	DE L.J. Collier
May 22	Signed drafted rookie	WR DK Metcalf
May 29	Waived/injured	RB Adam Choice
	Signed	RB Marcelias Sutton
June 10	Signed drafted rookie	LB Cody Barton
July 24	Released	RB Marcelias Sutton
		CB Derrek Thomas
		DT Earl Mitchell
		WR Daniel Williams
July 26	Signed to contract extension	LB Bobby Wagner
July 27	Waived/non-football injury	WR Caleb Scott
	Placed on injured reserve	LB Emmanuel Ellerbee
	Signed	LB Juwuan Johnson
		CB DeShawn Shead
July 30	Signed to contract extension	LS Tyler Ott
August 1	Released	WR Daniel Williams
	Signed	WR Nyqwan Murray
August 3	Waived/injured	TE Justin Johnson
		TE Tyrone Swoopes
	Signed	TE Jackson Harris
		TE Wes Saxton
August 6	Released	WR Nyqwan Murray
	Signed	LB Chris Worley
August 7	Waived/injured	CB Davante Davis
	Signed	RB Xavier Turner
August 10	Released	S Marwin Evans
		LB Chris Worley
	Signed	QB J.T. Barrett
		LB Juwon Young
August 20	Placed on injured reserve	G Demetrius Knox
	Signed	G Landon Turner
August 21	Released	S Jalen Harvey
	Signed	T Brian Wallace
August 27	Released	WR Amara Darboh
	Placed on injured reserve	DT Nazair Jones
		CB Kalan Reed
	Signed	WR Kahlil Lewis
		WR Nyqwan Murray



# TRANSACTIONS

Date	Transaction	Player
August 28	Released	DT Jay-Tee Tiuli
	Signed	T Will Holden
		DE Logan Tago
	(2,189th transaction since 2010)	
August 31	Terminated veteran contracts	FB Nick Bellore
		WR Jaron Brown
		DE Cassius Marsh
		C Marcus Martin
		DT Jamie Meder
		DB DeShawn Shead
		QB Geno Smith
		CB Jamar Taylor
	Released	QB J.T. Barrett
		WR Jazz Ferguson
		TE Jackson Harris
		T Will Holden
		TE Jacob Hollister
		LB Jawuan Johnson
		WR Kahlil Lewis
		S Shalom Luani
		QB Paxton Lynch
		RS J.D. McKissic
		DT Earl Mitchell
		WR Nyqwan Murray
		T Elijah Nkansah
		WR Keenan Reynolds
		G Jordan Roos
		TE Wes Saxton
		RB Bo Scharbrough
		DE Logan Tago
		CB Simeon Thomas
		G Landon Turner
		RB Xavier Turner
		T Brian Wallace
		WR Terry Wright
		LB Juwon Young
	Waived/injured	CB Jeremy Boykins
		LB Justin Currie
	Placed on PUP	DT Demarcus Christmas
		G Phil Haynes
	Placed on injured reserve	G Jordan Simmons
	Traded to N.Y. Jets	conditional 2021 draft pick
	Acquired from N.Y. Jets	CB Parry Nickerson
Sept. 1	Traded to Houston	DE Jacob Martin
		DE Barkevious Mingo
		2020 third-round draft pick
	Acquired from Houston	DE Jadeveon Clowney
	Signed	QB Geno Smith
	Signed to practice squad	WR Jazz Ferguson
		TE Jacob Hollister
		T Elijah Nkansah
		G Jordan Roos
		CB Simeon Thomas
		WR Terry Wright

Date	Transaction	Player
Sept. 2	Released	LB Austin Calitro
	Signed	WR Jaron Brown
	Signed	FB Nick Bellore
	Signed to practice squad	G Kyle Fuller
		G Kahlil McKenzie
		CB Ryan Neal
		LB Jachai Polite
Sept. 7	Released from practice squad	T Elijah Nkansah
	Signed to practice squad	QB Cardale Jones
Sept. 10	Released	CB Parry Nickerson
	Signed	CB Jamar Taylor
Sept. 11	Signed to practice squad	CB Parry Nickerson
Sept. 18	Released from practice squad	WR Jazz Ferguson
		QB Cardale Jones
	Signed to practice squad	S Adrian Colbert
		T Elijah Nkansah
Sept. 23	Released from practice squad	LB Jachai Polite
Sept. 25	Traded to Pittsburgh	TE Nick Vannett
	Acquired from Pittsburgh	2020 5th-rd. draft pic
	Signed	TE Luke Willson
	Signed to practice squad	LB Malik Carney
Sept. 26	Released	DT Bryan Mone
	Signed from practice squad	S Adrian Colbert
	Signed to practice squad	CB Linden Stephens
Sept. 28	Released from practice squad	T Elijah Nkansah
	Signed to practice squad	DT Bryan Mone
Oct. 12	Released	S Adrian Colbert
	Placed on injured reserve	G Ethan Pocic
	Signed from practice squad	TE Jacob Hollister
		G Jordan Roos
Oct. 15	Released from practice squad	LB Malik Carney
		CB Parry Nickerson
	Signed to practice squad	CB Brian Allen
		S Adrian Colbert
		TE Tyrone Swoopes
		T Chad Wheeler
Oct. 19	Placed on injured reserve	TE Will Dissly
	Added to active roster	DT Jarran Reed
	Released from practice squad	WR Terry Wright
Oct. 23	Released	G Jordan Roos
	Acquired from Detroit	S Quandre Diggs
		2021 seventh-round draft pick
	Traded to Detroit	2020 fifth-round draft pick
	Released from practice squad	DT Bryan Mone
	Signed to practice squad	LB Malik Carney
		WR Penny Hart
Oct. 25	Released from practice squad	LB Malik Carney
	Signed to practice squad	G Jordan Roos
Oct. 29	Placed on injured reserve	C Justin Britt
	Signed from practice squad	G Jordan Roos
Oct. 30	Placed on injured reserve	S Tedric Thompson
	Signed	DE Dekoda Watson
	Signed to practice squad	WR Cody Thompson



# TRANSACTIONS

Date	Transaction	Player
Nov. 1	Released	DE Dekoda Watson
	Claimed off waivers	WR Josh Gordon
Nov. 5	Released	WR Gary Jennings
	Activated from PUP	G Phil Haynes
	Released from practice squad	WR Cody Thompson
	Signed to practice squad	DT Bryan Mone
(2,297th transaction since 2010)		





# PARTICIPATION CHART

Game	1	2	3	4	5	6	7	8	9	10	11	12	13	14	15	16	2019			
Date	9/8	9/15	9/22	9/29	10/3	10/13	10/20	10/27	11/3	11/11	11/24	12/2	12/8	12/15	12/22	12/29	G	S	IN	DNP
Game	Cin	@Pit	NO	@Ari	LAR	@Cle	Bal	@Atl	TB	@SF	@Phi	Min	@LAR	@Car	Ari	SF				
Amadi, U.	cb	cb	sub	sub	sub	sub	sub	sub	sub								9	0	0	0
Ansah, Z.	in	in	de	de	DE	de	in	de	de								6	1	3	0
Barton, C.	sub	sub	lb	sub	sub	sub	sub	lb	sub								9	0	0	0
Bellore, N.	fb	fb	fb	sub	fb	fb	fb	fb	fb								9	0	0	0
Blair, M.	sub	sub	s	in	in	s	SS	SS	FS								7	3	2	0
Britt, J.	C	C	C	C	C	C	C	C	ir								8	8	0	0
Brown, D.	LT	LT	LT	LT	LT	in	in	LT	LT								7	7	2	0
Brown, J.	WR	WR	wr	WR	wr	wr	WR	wr	wr								9	4	0	0
Burr-Kirven, B.	sub	sub	sub	sub	sub	sub	sub	sub	sub								9	0	0	0
Carson, C.	RB	RB	RB	RB	RB	RB	RB	RB	RB								9	9	0	0
Clowney, J.	de	DE	DE	DE	DE	DE	DE	DE	de								9	7	0	0
Colbert, A.				in	in		ps	ps	ps								0	0	2	0
Collier, L.	in	de	in	de	in	de	de	de	de								6	0	3	0
Dickson, M.	p	p	p	p	p	p	p	p	p								9	0	0	0
Diggs, Q.								in	in								0	0	2	0
Dissly, W.	TE	TE	TE	TE	TE	TE	ir	ir	ir								6	6	0	0
Fant, G.	t	t	t	t	t	LT	LT	t	t								9	2	0	0
Flowers, T.	RCB	RCB	RCB	RCB	RCB	RCB	RCB	in	RCB								8	8	1	0
Fluker, D.	RG	RG	RG	RG	RG	in	dnp	RG	RG								7	7	1	1
Ford, P.	NT	in	NT	NT	NT	NT	NT	NT	NT								8	8	1	0
Gordon, J.									in								0	0	1	0
Green, R.	DE	DE	de	DE	de	de	de	de	DE								9	4	0	0
Griffin, Shaquem	sub	sub	sub	sub	sub	sub	sub	sub	sub								9	0	0	0
Griffin, Shaquill	LCB	LCB	LCB	LCB	LCB	LCB	LCB	LCB	LCB								9	9	0	0
Hill, L.	sub	FS	FS	s	sub	s	in	in	in								6	2	3	0
Hollister, J.	ps	ps	ps	ps	ps	te	te	te	TE								4	1	0	0
Homer, T.	sub	sub	sub	sub	sub	sub	sub	sub	sub								9	0	0	0
Hunt, J.	in	in	g	sub	sub	t	t	c	C								7	1	2	0
Ifedi, G.	RT	RT	RT	RT	RT	RT	RT	RT	RT								9	9	0	0
Iupati, M.	g	LG	LG	LG	LG	LG	LG	LG	LG								9	8	0	0
Jackson, B.	de	de	de	de	de	in	de	DE	DE								8	2	1	0
Jefferson, Q.	DE	NT	DE	DT	de	DE	DE	in	in								8	7	1	0
Jennings, G.	in	in	in	in	in	in	in	in	in								0	0	9	0
Jones, J.	sub	dnp	sub	sub	g	RG	RG	g	sub								8	2	0	1
Kendricks, M.	OLB	OLB	OLB	OLB	OLB	OLB	OLB	OLB	OLB								9	9	0	0
King, A.	cb	cb	cb	cb	in	in	sub	RCB	sub								7	1	2	0
Lockett, T.	WR	WR	WR	WR	WR	WR	WR	WR	WR								9	9	0	0
McDougal, B.	SS	SS	SS	SS	SS	SS	in	s	SS								8	7	1	0
Metcalf, D.	WR	WR	WR	WR	wr	WR	WR	WR	WR								9	8	0	0
Mone, B.	dt	dt	dt	ps	ps	ps	ps										3	0	0	0
Moore, D.	in	in	wr	wr	wr	wr	wr	wr	wr								7	0	2	0
Myers, J.	k	k	k	k	k	k	k	k	k								9	0	0	0
Nickerson, P.	in	ps	ps	ps	ps	ps											0	0	1	0
Ott, T.	ls	ls	ls	ls	ls	ls	ls	ls	ls								9	0	0	0
Penny, R.	rb	rb	in	in	rb	in	rb	rb	rb								6	0	3	0
Pocic, E.	LG/c	g	in	in	in	ir	ir	ir	ir								2	1	3	0
Prosise, C.	sub	rb	rb	rb	dnp	rb	rb	in	in								6	0	2	1
Reed, J.	sus	sus	sus	sus	sus	sus	DT	DT	DT								3	3	0	0
Roos, J.	ps	ps	ps	ps	ps	dnp	in	ps	sub								1	0	1	1
Smith, G.	dnp	dnp	dnp	dnp	dnp	dnp	dnp	dnp	dnp								0	0	0	9
Taylor, J.		cb	cb	cb	cb	cb	cb	cb	cb								8	0	0	0
Thompson, T.	FS	in	in	FS	FS	FS	FS	FS	ir								6	6	2	0
Thorpe, N.	sub	in	in	in	sub	cb	cb	cb	cb								6	0	3	0
Turner, M.	wr	wr	wr	wr	wr	wr	wr	WR	wr								9	1	0	0
Ursua, J.	in	wr	in	in	in	in	in	in	in								1	0	8	0
Vannett, N.	te	te	TE														3	1	0	0
Wagner, B.	MLB	MLB	MLB	MLB	MLB	MLB	MLB	MLB	MLB								9	9	0	0
Willson, L.				te	TE	TE	TE	TE	TE								6	5	0	0
Wilson, R.	QB	QB	QB	QB	QB	QB	QB	QB	QB								9	9	0	0
Woods, A.	DT	DT	DT	dt	DT	DT	dt	dt	dt								9	5	0	0
Wright, K.	OLB	OLB	OLB	OLB	OLB	OLB	OLB	OLB	OLB								9	9	0	0

CAPS - starter; lower case - substitute at position; sub - special teams only; dnp - did not play; in - inactive; ps - practice squad; ir - injured reserve;  
nfi - non-football injury; sus - suspended, pup - physically unable to perform, exp - exempt



# HOW BUILT

Year	By Draft	Trade/Waivers/Practice Squad	Free Agents	By Experience	
2019	DE L.J. Collier (1)	DE Jadeveon Clowney (T)	DE Ziggy Ansah	T Duane Brown	12
	S Marquise Blair (2a)	S Quandre Diggs (T)	FB Nick Bellore	G Mike Iupati	10
	WR DK Metcalf (2b)	WR Josh Gordon (W)	G Mike Iupati (UFA)	DT Al Woods	10
	LB Cody Barton (3)	TE Jacob Hollister (T)	K Jason Myers (UFA)	FB Nick Bellore	9
	G Phil Haynes (4b)		QB Geno Smith	LB K.J. Wright	9
	S Ugo Amadi (4c)		CB Jamar Taylor	LB Mychal Kendricks	8
	LB Ben Burr-Kirven (5)		DT Al Woods	LB Bobby Wagner	8
	RB Travis Homer (6a)			QB Russell Wilson	8
	WR John Ursua (7)			DE Ziggy Ansah	7
2018	RB Rashaad Penny (1)		WR Jaron Brown (UFA)	WR Jaron Brown	7
	DE Rasheem Green (3)		G D.J. Fluker (UFA)	G D.J. Fluker	7
	LB Shaquem Griffin (5a)		DT Poona Ford	S Bradley McDougald	7
	CB Tre Flowers (5b)		LB Mychal Kendricks	QB Geno Smith	7
	P Michael Dickson (5c)		WR Malik Turner	CB Jamar Taylor	7
	T Jamarco Jones (5d)			CB Neiko Thorpe	7
				TE Luke Willson	7
				DE Jadeveon Clowney	6
				WR Josh Gordon	6
2017	CB Shaquill Griffin (3a)	T Duane Brown (T)	DE Branden Jackson	S Quandre Diggs	5
	S Lano Hill (3b)		CB Akeem King	CB Akeem King	5
	WR David Moore (7a)		S Bradley McDougald (UFA)	WR Tyler Lockett	5
	RB Chris Carson (7b)		G Jordan Roos	K Jason Myers	5
				LS Tyler Ott	5
				T George Fant	4
				C Joey Hunt	4
				G/T Germain Ifedi	4
				DE Branden Jackson	4
2016	G/T Germain Ifedi (1)		T George Fant	DE Quinton Jefferson	4
	DT Jarran Reed (2)		LS Tyler Ott	RB C.J. Prosise	4
	RB C.J. Prosise (3a)		CB Neiko Thorpe	DT Jarran Reed	4
	DE Quinton Jefferson (5a)			RB Chris Carson	3
	C Joey Hunt (6)			CB Shaquill Griffin	3
				S Lano Hill	3
				TE Jacob Hollister	3
				WR David Moore	3
				G Jordan Roos	3
2015	WR Tyler Lockett (3)			P Michael Dickson	2
2013	TE Luke Willson (5c)			CB Tre Flowers	2
				DT Poona Ford	2
				DE Rasheem Green	2
2012	LB Bobby Wagner (2)			LB Shaquem Griffin	2
	QB Russell Wilson (3)			T Jamarco Jones	2
				RB Rashaad Penny	2
2011	LB K.J. Wright (4a)			WR Malik Turner	2
				S Ugo Amadi	R
				LB Cody Barton	R
				S Marquise Blair	R
				LB Ben Burr-Kirven	R
				DE L.J. Collier	R
				G Phil Haynes	R
				RB Travis Homer	R
				WR DK Metcalf	R
				WR John Ursua	R

# 2019 Seattle Seahawks Alphabetical Roster (Updated 11/5/19)

No.	Name	Pos.	Ht.	Wt.	Birthdate	Age	Exp.	College	Hometown	Acquired
28	Amadi, Ugo	FS	5-9	201	5/16/1997	22	R	Oregon	Nashville, Tenn.	D4(c)-'19
94	Ansah, Ziggy	DE	6-5	275	5/29/1989	30	7	BYU	Accra, Ghana	FA-'19
57	Barton, Cody	LB	6-2	237	11/13/1996	22	R	Utah	Salt Lake City, Utah	D3-'19
44	Bellore, Nick	FB	6-1	250	5/12/1989	30	9	Central Michigan	St. Paul, Minn.	FA-'19
27	Blair, Marquise	FS	6-1	196	7/18/1997	22	R	Utah	Wooster, Ohio	D2(a)-'19
76	Brown, Duane	T	6-4	315	8/30/1985	34	12	Virginia Tech	Richmond, Va.	T(Hou)-'17
18	Brown, Jaron	WR	6-3	204	1/8/1990	29	7	Clemson	Cheraw, S.C.	UFA(Ari)-'18
55	Burr-Kirven, Ben	LB	6-0	230	9/8/1997	22	R	Washington	Menlo Park, Calif.	D5-'19
32	Carson, Chris	RB	5-11	222	9/16/1994	25	3	Oklahoma State	Lilburn, Ga.	D7(b)-'17
90	Clowney, Jadeveon	DE	6-5	255	2/14/1993	26	6	South Carolina	Rock Hill, S.C.	T(Hou)-'19
95	Collier, L.J.	DE	6-3	291	9/12/1995	24	R	TCU	Munday, Texas	D1-'19
4	Dickson, Michael	P	6-2	208	1/4/1996	23	2	Texas	Sydney, Australia	D5(c)-'18
37	Diggs, Quandre	SS	5-9	197	1/22/1993	26	5	Texas	Houston, Texas	T(Det)-'19
74	Fant, George	T	6-5	322	7/19/1992	27	4	Western Kentucky	Bowling Green, Ky.	FA-'16
21	Flowers, Tre	CB	6-3	203	6/2/1995	24	2	Oklahoma State	Converse, Texas	D5(b)-'18
78	Fluker, D.J.	G	6-5	342	3/13/1991	28	7	Alabama	New Orleans, La.	UFA(NYG)-'18
97	Ford, Poona	DT	5-11	310	11/19/1995	23	2	Texas	Hilton Head, S.C.	FA-'18
10	Gordon, Josh	WR	6-3	225	4/13/1991	28	6	Baylor	Houston, Texas	W(NE)-'19
98	Green, Rasheem	DE	6-4	279	5/15/1997	22	2	USC	Los Angeles, Calif.	D3-'18
49	Griffin, Shaquem	LB	6-0	227	7/20/1995	24	2	Central Florida	St. Petersburg, Fla.	D5(a)-'18
26	Griffin, Shaquill	CB	6-0	198	7/20/1995	24	3	Central Florida	St. Petersburg, Fla.	D3(a)-'17
60	Haynes, Phil	G	6-4	322	10/19/1995	24	R	Wake Forest	Raleigh, N.C.	D4(b)-'19
42	Hill, Lano	SS	6-1	216	11/26/1995	23	3	Michigan	Detroit, Mich.	D3(b)-'17
48	Hollister, Jacob	TE	6-4	245	11/18/1993	25	3	Wyoming	Beaverton, Ore.	T(NE)-'19
25	Homer, Travis	RB	5-10	202	8/7/1998	21	R	Miami	West Palm Beach, Fla.	D6(a)-'19
53	Hunt, Joey	C	6-2	299	2/22/1994	25	4	TCU	El Campo, Texas	D6-'16
65	Ifedi, Germain	G/T	6-5	325	6/2/1994	25	4	Texas A&M	Houston, Texas	D1-'16
70	Iupati, Mike	G	6-5	331	5/12/1987	32	10	Idaho	Vaitogi, American Samoa	UFA (Ari)-'19
93	Jackson, Brandon	DE	6-4	295	11/11/1992	26	4	Texas Tech	McKeesport, Pa.	FA-'17
99	Jefferson, Quinton	DE	6-4	291	3/31/1993	26	4	Maryland	Pittsburgh, Pa.	D5(a)-'16
73	Jones, Jamarco	T	6-4	293	6/4/1996	23	2	Ohio State	Chicago, Ill.	D5(d)-'18
56	Kendricks, Mychal	LB	5-11	240	9/28/1990	29	8	California	Fresno, Calif.	FA-'18
36	King, Akeem	CB	6-1	215	8/29/1992	27	5	San Jose State	Visalia, Calif.	FA-'17
16	Lockett, Tyler	WR	5-10	182	9/28/1992	27	5	Kansas State	Tulsa, Okla.	D3-'15
30	McDougald, Bradley	SS	6-1	215	11/15/1990	28	7	Kansas	Columbus, Ohio	UFA(TB)-'17
14	Metcalf, DK	WR	6-4	229	12/14/1997	21	R	Mississippi	Oxford, Miss.	D2(b)-'19
83	Moore, David	WR	6-0	215	1/15/1995	24	3	East Central (Okla.)	Gainesville, Texas	D7(a)-'17
5	Myers, Jason	K	5-10	190	5/12/1991	28	5	Marist	Chula Vista, Calif.	UFA(NYJ)-'19
69	Ott, Tyler	LS	6-3	253	2/28/1992	27	5	Harvard	Tulsa, Okla.	FA-'16
20	Penny, Rashaad	RB	5-11	220	2/2/1996	23	2	San Diego State	Norwalk, Calif.	D1-'18
22	Proise, C.J.	RB	6-1	225	5/20/1994	25	4	Notre Dame	Petersburg, Va.	D3(a)-'16
91	Reed, Jarran	DT	6-3	306	12/16/1992	26	4	Alabama	Goldsboro, N.C.	D2-'16
64	Roos, Jordan	G	6-3	302	7/6/1993	26	3	Purdue	Celina, Texas	FA-'17
7	Smith, Geno	QB	6-3	221	10/10/1990	29	7	West Virginia	Miramar, Fla.	FA-'19
24	Taylor, Jamar	CB	5-11	192	9/29/1990	29	7	Boise State	San Diego, Calif.	FA-'19
23	Thorpe, Neiko	CB	6-2	210	2/11/1990	29	7	Auburn	Tucker, Ga.	FA-'16
17	Turner, Malik	WR	6-2	202	1/30/1996	23	2	Illinois	Springfield, Ill.	FA-'18
15	Ursua, John	WR	5-9	182	1/17/1994	25	R	Hawaii	Kailua-Kona, Hawaii	D7-'19
54	Wagner, Bobby	LB	6-0	242	6/27/1990	29	8	Utah State	Ontario, Calif.	D2-'12
82	Willson, Luke	TE	6-5	254	1/15/1990	29	7	Rice	LaSalle, Ontario	D5(c)-'13
3	Wilson, Russell	QB	5-11	215	11/29/1988	30	8	Wisconsin	Richmond, Va.	D3-'12
72	Woods, Al	DT	6-4	330	3/25/1987	32	10	LSU	Jennings, La.	FA-'19
50	Wright, K.J.	LB	6-4	246	7/23/1989	30	9	Mississippi State	Olive Branch, Miss.	D4(a)-'11

**Head Coach:** Pete Carroll, Ken Norton, Jr. (Defensive Coordinator), Brian Schottenheimer (Offensive Coordinator), Dave Canales (Quarterbacks), Brennan Carroll (Asst. Offensive Line), Nate Carroll (Wide Receivers), Andre Curtis (Passing Game Coordinator), Austin Davis (Offensive Asst.), Tom Donatell (Quality Control/Defense), Jethro Franklin (Asst. Defensive Line), Thomas Garcia (Strength & Conditioning Asst.), John Glenn (Linebackers), Clint Hurr (Asst. Head Coach/Defensive Line), Brad Idzik (Asst. Wide Receivers), Larry Izzo (Asst. Special Teams), Ivan Lewis (Head Strength & Conditioning), Pat McPherson (Tight Ends), Chad Morton (Running Backs), Mark Philipp (Strength & Conditioning Asst.), Pat Ruel (Asst. Offensive Line), Brian Schneider (Special Teams Coordinator), Steve Shimko (Asst. Quarterbacks), Mike Solari (Offensive Line), Nick Sorensen (Secondary), Grant Steen (Strength & Conditioning Asst.), Danny van Dijk (Strength & Conditioning Asst.), Jamie Yanchar (Strength & Conditioning Asst.).

**2019 Seattle Seahawks Positional Roster (updated 11/5/19)**

No.	Name	Pos.	Ht.	Wt.	Birthdate	Age	Exp.	College	Hometown	Acquired
21	Tre Flowers	CB	6-3	203	6/2/1995	24	2	Oklahoma State	Converse, Texas	D5(b)-'18
23	Neiko Thorpe	CB	6-2	210	2/11/1990	29	7	Auburn	Tucker, Ga.	FA-'16
24	Jamar Taylor	CB	5-11	192	9/29/1990	29	7	Boise State	San Diego, Calif.	FA-'19
26	Shaquill Griffin	CB	6-0	198	7/20/1995	24	3	Central Florida	St. Petersburg, Fla.	D3(a)-'17
36	Akeem King	CB	6-1	215	8/29/1992	27	5	San Jose State	Visalia, Calif.	FA-'17
27	Marquise Blair	FS	6-1	196	7/18/1997	22	R	Utah	Wooster, Ohio	D2(a)-'19
28	Ugo Amadi	FS	5-9	201	5/16/1997	22	R	Oregon	Nashville, Tenn.	D4(c)-'19
30	Bradley McDougald	SS	6-1	215	11/15/1990	28	7	Kansas	Columbus, Ohio	UFA(TB)-'17
37	Quandre Diggs	SS	5-9	197	1/22/1993	26	5	Texas	Houston, Texas	T(Det)-'19
42	Lano Hill	SS	6-1	216	11/26/1995	23	3	Michigan	Detroit, Mich.	D3(b)-'17
49	Shaquem Griffin	LB	6-0	227	7/20/1995	24	2	Central Florida	St. Petersburg, Fla.	D5(a)-'18
50	K.J. Wright	LB	6-4	246	7/23/1989	30	9	Mississippi State	Olive Branch, Miss.	D4(a)-'11
54	Bobby Wagner	LB	6-0	242	6/27/1990	29	8	Utah State	Ontario, Calif.	D2-'12
55	Ben Burr-Kirven	LB	6-0	230	9/8/1997	22	R	Washington	Menlo Park, Calif.	D5-'19
56	Mychal Kendricks	LB	5-11	240	9/28/1990	29	8	California	Fresno, Calif.	FA-'18
57	Cody Barton	LB	6-2	237	11/13/1996	22	R	Utah	Salt Lake City, Utah	D3-'19
90	Jadeveon Clowney	DE	6-5	255	2/14/1993	26	6	South Carolina	Rock Hill, S.C.	T(Hou)-'19
93	Branden Jackson	DE	6-4	295	11/11/1992	26	4	Texas Tech	McKeesport, Pa.	FA-'17
94	Ziggy Ansah	DE	6-5	275	5/29/1989	30	7	BYU	Accra, Ghana	FA-'19
95	L.J. Collier	DE	6-3	291	9/12/1995	24	R	TCU	Munday, Texas	D1-'19
98	Rasheem Green	DE	6-4	279	5/15/1997	22	2	USC	Los Angeles, Calif.	D3-'18
99	Quinton Jefferson	DE	6-4	291	3/31/1993	26	4	Maryland	Pittsburgh, Pa.	D5(a)-'16
72	Al Woods	DT	6-4	330	3/25/1987	32	10	LSU	Jennings, La.	FA-'19
91	Jarran Reed	DT	6-3	306	12/16/1992	26	4	Alabama	Goldsboro, N.C.	D2-'16
97	Poona Ford	DT	5-11	310	11/19/1995	23	2	Texas	Hilton Head, S.C.	FA-'18
20	Rashaad Penny	RB	5-11	220	2/2/1996	23	2	San Diego State	Norwalk, Calif.	D1-'18
22	C.J. Prosise	RB	6-1	225	5/20/1994	25	4	Notre Dame	Petersburg, Va.	D3(a)-'16
25	Travis Homer	RB	5-10	202	8/7/1998	21	R	Miami	West Palm Beach, Fla.	D6(a)-'19
32	Chris Carson	RB	5-11	222	9/16/1994	25	3	Oklahoma State	Lilburn, Ga.	D7(b)-'17
44	Nick Bellore	FB	6-1	250	5/12/1989	30	9	Central Michigan	St. Paul, Minn.	FA-'19
3	Russell Wilson	QB	5-11	215	11/29/1988	30	8	Wisconsin	Richmond, Va.	D3-'12
7	Geno Smith	QB	6-3	221	10/10/1990	29	7	West Virginia	Miramar, Fla.	FA-'19
53	Joey Hunt	C	6-2	299	2/22/1994	25	4	TCU	El Campo, Texas	D6-'16
60	Phil Haynes	G	6-4	322	10/19/1995	24	R	Wake Forest	Raleigh, N.C.	D4(b)-'19
64	Jordan Roos	G	6-3	302	7/6/1993	26	3	Purdue	Celina, Texas	FA-'17
65	Germain Ifedi	G/T	6-5	325	6/2/1994	25	4	Texas A&M	Houston, Texas	D1-'16
70	Mike Iupati	G	6-5	331	5/12/1987	32	10	Idaho	Vaitogi, American Samoa	UFA (Ari)-'19
73	Jamarco Jones	T	6-4	293	6/4/1996	23	2	Ohio State	Chicago, Ill.	D5(d)-'18
74	George Fant	T	6-5	322	7/19/1992	27	4	Western Kentucky	Bowling Green, Ky.	FA-'16
76	Duane Brown	T	6-4	315	8/30/1985	34	12	Virginia Tech	Richmond, Va.	T(Hou)-'17
78	D.J. Fluker	G	6-5	342	3/13/1991	28	7	Alabama	New Orleans, La.	UFA(NYG)-'18
48	Jacob Hollister	TE	6-4	245	11/18/1993	25	3	Wyoming	Beaverton, Ore.	T(NE)-'19
82	Luke Willson	TE	6-5	254	1/15/1990	29	7	Rice	LaSalle, Ontario	D5(c)-'13
10	Josh Gordon	WR	6-3	225	4/13/1991	28	6	Baylor	Houston, Texas	W(NE)-'19
14	DK Metcalf	WR	6-4	229	12/14/1997	21	R	Mississippi	Oxford, Miss.	D2(b)-'19
15	John Ursua	WR	5-9	182	1/17/1994	25	R	Hawaii	Kailua-Kona, Hawaii	D7-'19
16	Tyler Lockett	WR	5-10	182	9/28/1992	27	5	Kansas State	Tulsa, Okla.	D3-'15
17	Malik Turner	WR	6-2	202	1/30/1996	23	2	Illinois	Springfield, Ill.	FA-'18
18	Jaron Brown	WR	6-3	204	1/8/1990	29	7	Clemson	Cheraw, S.C.	UFA(Ari)-'18
83	David Moore	WR	6-0	215	1/15/1995	24	3	East Central (Okla.)	Gainesville, Texas	D7(a)-'17
4	Michael Dickson	P	6-2	208	1/4/1996	23	2	Texas	Sydney, Australia	D5(c)-'18
5	Jason Myers	K	5-10	190	5/12/1991	28	5	Marist	Chula Vista, Calif.	UFA(NYJ)-'19
69	Tyler Ott	LS	6-3	253	2/28/1992	27	5	Harvard	Tulsa, Okla.	FA-'16

**2019 Seattle Seahawks Numerical Roster (updated 11/5/19)**

No.	Name	Pos.	Ht.	Wt.	Birthdate	Age	Exp.	College	Hometown	Acquired
3	Russell Wilson	QB	5-11	215	11/29/1988	30	8	Wisconsin	Richmond, Va.	D3-'12
4	Michael Dickson	P	6-2	208	1/4/1996	23	2	Texas	Sydney, Australia	D5(c)-'18
5	Jason Myers	K	5-10	190	5/12/1991	28	5	Marist	Chula Vista, Calif.	UFA(NYJ)-'19
7	Geno Smith	QB	6-3	221	10/10/1990	29	7	West Virginia	Miramar, Fla.	FA-'19
10	Josh Gordon	WR	6-3	225	4/13/1991	28	6	Baylor	Houston, Texas	W(NE)-'19
14	DK Metcalf	WR	6-4	229	12/14/1997	21	R	Mississippi	Oxford, Miss.	D2(b)-'19
15	John Ursua	WR	5-9	182	1/17/1994	25	R	Hawaii	Kailua-Kona, Hawaii	D7-'19
16	Tyler Lockett	WR	5-10	182	9/28/1992	27	5	Kansas State	Tulsa, Okla.	D3-'15
17	Malik Turner	WR	6-2	202	1/30/1996	23	2	Illinois	Springfield, Ill.	FA-'18
18	Jaron Brown	WR	6-3	204	1/8/1990	29	7	Clemson	Cheraw, S.C.	UFA(Ari)-'18
20	Rashaad Penny	RB	5-11	220	2/2/1996	23	2	San Diego State	Norwalk, Calif.	D1-'18
21	Tre Flowers	CB	6-3	203	6/2/1995	24	2	Oklahoma State	Converse, Texas	D5(b)-'18
22	C.J. Prosise	RB	6-1	225	5/20/1994	25	4	Notre Dame	Petersburg, Va.	D3(a)-'16
23	Neiko Thorpe	CB	6-2	210	2/11/1990	29	7	Auburn	Tucker, Ga.	FA-'16
24	Jamar Taylor	CB	5-11	192	9/29/1990	29	7	Boise State	San Diego, Calif.	FA-'19
25	Travis Homer	RB	5-10	202	8/7/1998	21	R	Miami	West Palm Beach, Fla.	D6(a)-'19
26	Shaquill Griffin	CB	6-0	198	7/20/1995	24	3	Central Florida	St. Petersburg, Fla.	D3(a)-'17
27	Marquise Blair	FS	6-1	196	7/18/1997	22	R	Utah	Wooster, Ohio	D2(a)-'19
28	Ugo Amadi	FS	5-9	201	5/16/1997	22	R	Oregon	Nashville, Tenn.	D4(c)-'19
30	Bradley McDougald	SS	6-1	215	11/15/1990	28	7	Kansas	Columbus, Ohio	UFA(TB)-'17
32	Chris Carson	RB	5-11	222	9/16/1994	25	3	Oklahoma State	Lilburn, Ga.	D7(b)-'17
36	Akeem King	CB	6-1	215	8/29/1992	27	5	San Jose State	Visalia, Calif.	FA-'17
37	Quandre Diggs	SS	5-9	197	1/22/1993	26	5	Texas	Houston, Texas	T(Det)-'19
42	Lano Hill	SS	6-1	216	11/26/1995	23	3	Michigan	Detroit, Mich.	D3(b)-'17
44	Nick Bellore	FB	6-1	250	5/12/1989	30	9	Central Michigan	St. Paul, Minn.	FA-'19
48	Jacob Hollister	TE	6-4	245	11/18/1993	25	3	Wyoming	Beaverton, Ore.	T(NE)-'19
49	Shaquem Griffin	LB	6-0	227	7/20/1995	24	2	Central Florida	St. Petersburg, Fla.	D5(a)-'18
50	K.J. Wright	LB	6-4	246	7/23/1989	30	9	Mississippi State	Olive Branch, Miss.	D4(a)-'11
53	Joey Hunt	C	6-2	299	2/22/1994	25	4	TCU	El Campo, Texas	D6-'16
54	Bobby Wagner	LB	6-0	242	6/27/1990	29	8	Utah State	Ontario, Calif.	D2-'12
55	Ben Burr-Kirven	LB	6-0	230	9/8/1997	22	R	Washington	Menlo Park, Calif.	D5-'19
56	Mychal Kendricks	LB	5-11	240	9/28/1990	29	8	California	Fresno, Calif.	FA-'18
57	Cody Barton	LB	6-2	237	11/13/1996	22	R	Utah	Salt Lake City, Utah	D3-'19
60	Phil Haynes	G	6-4	322	10/19/1995	24	R	Wake Forest	Raleigh, N.C.	D4(b)-'19
64	Jordan Roos	G	6-3	302	7/6/1993	26	3	Purdue	Celina, Texas	FA-'17
65	Germain Ifedi	G/T	6-5	325	6/2/1994	25	4	Texas A&M	Houston, Texas	D1-'16
69	Tyler Ott	LS	6-3	253	2/28/1992	27	5	Harvard	Tulsa, Okla.	FA-'16
70	Mike Iupati	G	6-5	331	5/12/1987	32	10	Idaho	Vallogi, American Samoa	UFA (Ari)-'19
72	Al Woods	DT	6-4	330	3/25/1987	32	10	LSU	Jennings, La.	FA-'19
73	Jamarco Jones	T	6-4	293	6/4/1996	23	2	Ohio State	Chicago, Ill.	D5(d)-'18
74	George Fant	T	6-5	322	7/19/1992	27	4	Western Kentucky	Bowling Green, Ky.	FA-'16
76	Duane Brown	T	6-4	315	8/30/1985	34	12	Virginia Tech	Richmond, Va.	T(Hou)-'17
78	D.J. Fluker	G	6-5	342	3/13/1991	28	7	Alabama	New Orleans, La.	UFA(NYG)-'18
82	Luke Willson	TE	6-5	254	1/15/1990	29	7	Rice	LaSalle, Ontario	D5(c)-'13
83	David Moore	WR	6-0	215	1/15/1995	24	3	East Central (Okla.)	Gainesville, Texas	D7(a)-'17
90	Jadeveon Clowney	DE	6-5	255	2/14/1993	26	6	South Carolina	Rock Hill, S.C.	T(Hou)-'19
91	Jarran Reed	DT	6-3	306	12/16/1992	26	4	Alabama	Goldsboro, N.C.	D2-'16
93	Branden Jackson	DE	6-4	295	11/11/1992	26	4	Texas Tech	McKeesport, Pa.	FA-'17
94	Ziggy Ansah	DE	6-5	275	5/29/1989	30	7	BYU	Accra, Ghana	FA-'19
95	L.J. Collier	DE	6-3	291	9/12/1995	24	R	TCU	Munday, Texas	D1-'19
97	Poona Ford	DT	5-11	310	11/19/1995	23	2	Texas	Hilton Head, S.C.	FA-'18
98	Rasheem Green	DE	6-4	279	5/15/1997	22	2	USC	Los Angeles, Calif.	D3-'18
99	Quinton Jefferson	DE	6-4	291	3/31/1993	26	4	Maryland	Pittsburgh, Pa.	D5(a)-'16
<b>Injured Reserve</b>										
1	Jeremy Boykins	CB	6-2	183	5/29/1995	24	3	Central Florida	Jacksonville, Fla.	FA-'18
33	Tedric Thompson	FS	6-0	204	1/20/1995	24	3	Colorado	Valencia, Calif.	D4-'17
39	Kalan Reed	CB	5-11	199	12/29/1993	25	4	Southern Mississippi	Birmingham, Ala.	FA-'18
41	Adam Choice	RB	5-9	209	11/30/1995	23	R	Clemson	Thomasville, Ga.	FA-'19
52	Emmanuel Ellerbee	LB	6-0	230	11/20/1996	22	2	Rice	Houston, Texas	W(LAC)-'18
63	Demetrius Knox	G	6-4	314	10/23/1995	24	R	Ohio State	Fort Worth, Texas	FA-'19
66	Jordan Simmons	G	6-4	339	7/15/1994	25	3	USC	Inglewood, Calif.	W(Oak)-'18
68	Justin Britt	C	6-6	315	5/29/1991	28	6	Missouri	Lebanon, Mo.	D2(b)-'14
77	Ethan Pocic	C/G	6-6	320	8/5/1995	24	3	Louisiana State	Lemont, Ill.	D2(b)-'17
84	Ed Dickson	TE	6-4	250	7/25/1987	32	10	Oregon	Inglewood, Calif.	UFA(Car)-'18
86	Justin Johnson	TE	6-3	235	11/8/1996	22	R	Mississippi State	Birmingham, Ala.	FA-'19
88	Will Dissly	TE	6-4	265	7/8/1996	23	2	Washington	Bozeman, Mont.	D4-'18
92	Nazair Jones	DT	6-5	292	12/13/1994	24	3	North Carolina	Roanoke Rapids, N.C.	D3(c)-'17
<b>Practice Squad</b>										
19	Penny Hart	WR	5-8	180	7/5/1996	23	R	Georgia State	Roswell, Ga.	FA-'19
34	Linden Stephens	CB	6-0	193	3/21/1995	24	2	Cincinnati	Euclid, Ohio	FA-'19
35	Ryan Neal	CB	6-3	200	12/24/1995	23	2	Southern Illinois	Hammond, Ind.	FA-'19
38	Adrian Colbert	FS	6-2	210	10/6/1993	26	3	Miami	Wichita Falls, Texas	FA-'19
40	Brian Allen	CB	6-3	215	10/21/1993	26	3	Utah	La Marque, Texas	FA-'19
46	Tyrone Swoopes	TE	6-4	254	11/14/1994	24	3	Texas	Whitewright, Texas	FA-'17
61	Kyle Fuller	C/G	6-5	320	3/4/1994	25	3	Baylor	Duncanville, Texas	FA-'19
62	Kahlil McKenzie	G	6-3	314	1/3/1997	22	2	Tennessee	Green Bay, Wis.	FA-'19
75	Chad Wheeler	T	6-7	318	1/19/1994	25	3	USC	Santa Monica, Calif.	FA-'19
79	Bryan Mone	DT	6-3	345	10/20/1995	24	R	Michigan	Salt Lake City, Utah	FA-'19
<b>Physically Unable to Perform</b>										
67	Demarcus Christmas	DT	6-3	302	7/4/1995	24	R	Florida State	Sarasota, Fla.	D6(b)-'19



# UNOFFICIAL DEPTH CHART & PRONUNCIATION GUIDE

## OFFENSE

WR	14	<u>DK Metcalf</u>	83	David Moore	10	Josh Gordon
LT	76	Duane Brown	74	George Fant	73	Jamarco Jones
LG	70	Mike Iupati	73	Jamarco Jones	60	<u>Phil Haynes</u>
C	53	Joey Hunt	64	Jordan Roos		
RG	78	D.J. Fluker	73	Jamarco Jones	64	Jordan Roos
RT	65	Germain Ifedi	74	George Fant		
TE	82	Luke Willson	48	Jacob Hollister		
WR	16	Tyler Lockett	18	Jaron Brown	17	Malik Turner
					15	<u>John Ursua</u>
QB	3	Russell Wilson	7	Geno Smith		
FB	44	Nick Bellore			22	C.J. Prosise
RB	32	Chris Carson	20	Rashaad Penny	25	<u>Travis Homer</u>

## DEFENSE

DE	90	Jadeveon Clowney	95	<u>L.J. Collier</u>	93	Branden Jackson
DT	91	Jarran Reed	72	Al Woods		
NT	97	Poona Ford	99	Quinton Jefferson		
LEO	94	Ziggy Ansah	99	Quinton Jefferson	98	Rasheem Green
SLB	56	Mychal Kendricks	49	Shaquem Griffin		
MLB	54	Bobby Wagner	57	<u>Cody Barton</u>		
WLB	50	K.J. Wright	55	<u>Ben Burr-Kirven</u>		
LCB	26	Shaquill Griffin	36	Akeem King		
RCB	21	Tre Flowers	23	Neiko Thorpe	24	Jamar Taylor
SS	30	Bradley McDougald	42	Lano Hill	37	Quandre Diggs
FS	27	<u>Marquise Blair</u>	28	<u>Ugo Amadi</u>		

## SPECIALISTS

K	5	Jason Myers				
P	4	Michael Dickson				
H	4	Michael Dickson				
PR	16	Tyler Lockett	28	<u>Ugo Amadi</u>	15	<u>John Ursua</u>
KR	16	Tyler Lockett	20	Rashaad Penny	28	<u>Ugo Amadi</u>
LS	69	Tyler Ott				

( ) injured; Underline Rookie

## PRONUNCIATION GUIDE

Ugo Amadi... ooh-go uh-MAH-dee	Germain Ifedi... jer-MANE ih-FEH-dee
Ziggy Ansah... ON-zuh	Mike Iupati... yoo-PAH-tee
Jaron Brown... juh-RON	Bradley McDougald... mick-DOO-gull
Jadeveon Clowney... juh-DEV-ee-on	Malik Turner... muh-LEEK
Shaquem Griffin... shuh-KEEM	John Ursua... err-SOO-uh
Lano Hill... LAY-no	

# GAME SUMMARY



**WEEK 1**  
**Cincinnati Bengals 20, Seattle Seahawks 21**  
**68,710 CenturyLink Field Sep 8, 2019**



Cincinnati Bengals ..... 3 14 0 3 — 20  
 Seattle Seahawks ..... 0 14 0 7 — 21

## Scoring Drives

TEAM	QTR	TIME	SCORING PLAY	CIN	SEA
Bengals	1	02:48	R. Bullock: 39-yard FG (13-51, 7:38)	3	0
Seahawks	2	06:36	C. Carson: 1-yard run (J. Myers kick) (7-48, 4:36)	3	7
Bengals	2	05:12	J. Ross III: 33-yard pass from A. Dalton (R. Bullock kick) (3-75, 1:24)	10	7
Seahawks	2	00:52	C. Carson: 10-yard pass from R. Wilson (J. Myers kick) (6-77, 1:01)	10	14
Bengals	2	00:07	J. Ross III: 55-yard pass from A. Dalton (R. Bullock kick) (4-75, 0:45)	17	14
Seahawks	4	14:53	T. Lockett: 44-yard pass from R. Wilson (J. Myers kick) (4-64, 2:08)	17	21
Bengals	4	07:00	R. Bullock: 27-yard FG (13-67, 7:53)	20	21

### Cincinnati Bengals

PASSING	ATT	CP	YDS	SK/YD	TD	LG	INT	RTG
Andy Dalton	51	35	418	5/23	2	55	0	106.5
Total	51	35	418	5/23	2	55	0	106.5

RUSHING	ATT	YDS	AVG	LG	TD
Giovani Bernard	7	21	3.0	11	0
Joe Mixon	6	10	1.7	6	0
Tyler Boyd	1	3	3.0	3	0
Total	14	34	2.4	11	0

RECEIVING	NO	YDS	AVG	LG	TD
Tyler Boyd	8	60	7.5	14	0
John Ross III	7	158	22.6	55t	2
Tyler Eifert	5	27	5.4	7	0
Alex Erickson	4	28	7.0	13	0
C.J. Uzomah	4	66	16.5	36	0
Damion Willis	3	30	10.0	17	0
Giovani Bernard	2	42	21.0	35	0
Joe Mixon	2	7	3.5	10	0
Total	35	418	11.9	55	2

TOP DEFENSE	TOT	SOLO	AST	SCK	YDS	INT
Sam Hubbard	10	6	4	2.0	16.0	0
Carlos Dunlap	7	4	3	1.0	10.0	0
Nick Vigil	7	2	5	0.0	0.0	0

FIELD GOALS	FGA/FGM	PERCENT
Randy Bullock	3-2	66.7
Total	3-2	66.7

### Seattle Seahawks

PASSING	ATT	CP	YDS	SK/YD	TD	LG	INT	RTG
Russell Wilson	20	14	195	4/35	2	44	0	134.4
Total	20	14	195	4/35	2	44	0	134.4

RUSHING	ATT	YDS	AVG	LG	TD
Chris Carson	15	46	3.1	21	1
Rashaad Penny	6	18	3.0	5	0
Russell Wilson	4	8	2.0	5	0
Total	25	72	2.9	21	1

RECEIVING	NO	YDS	AVG	LG	TD
Chris Carson	6	34	5.7	10t	1
DK Metcalf	4	89	22.3	42	0
Nick Vannett	2	16	8.0	11	0
Tyler Lockett	1	44	44.0	44t	1
Will Dissly	1	12	12.0	12	0
Total	14	195	13.9	44	2

TOP DEFENSE	TOT	SOLO	AST	SCK	YDS	INT
Tre Flowers	10	9	1	0.0	0.0	0
Bobby Wagner	8	7	1	0.0	0.0	0
Mychal Kendricks	7	5	2	0.0	0.0	0

FIELD GOALS	FGA/FGM	PERCENT
No Field Goals		

The Seahawks extended their NFL-best streak of consecutive home opener wins to 11 after defeating the Cincinnati Bengals 21-20. Seattle totaled five sacks and forced three turnovers, including a fumble on the Bengals last possession to seal the victory. Despite maintaining the ball for 10:47 in the first quarter, the Bengals only mustered a 3-0 lead. The Seahawks took a 7-3 lead midway through the second quarter following a Chris Carson 1-yard TD run. On the ensuing drive, Bengals John Ross hauled in a 33-yard TD reception to regain the lead, 10-7. Russell Wilson engineered a six-play, 77-yard drive in 1:01 that resulted in Carson's second TD of the game, a 10-yard reception. The Bengals would take a 17-14 lead into halftime, however, after Andy Dalton connected with John Ross for a 55-yard TD with :07 remaining in the half. Tyler Lockett put Seattle back in front, 21-17, on the first play of the fourth quarter with a 44-yard TD reception. The Bengals tacked on a late field goal to pull within 21-20 at the 7:00 mark, but Seattle's offense ran off most of the clock and the defense played stout thwarting any comeback attempt.

## Team Statistics

	Bengals	Seahawks
First Downs	22	12
Total Net Yards	429	232
Rushes/Net Yards	14/34	25/72
Net Passing	395	160
Pass Attempts/Completions	51/35	20/14
Had Intercepted	0	0
Sacked/Yards Lost	5/23	4/35
Punts/Average	4/44.3	8/47.0
Penalties/Yards	7/57	8/55
Fumbles/Lost	4/3	1/1
Possession Time	35:50	24:10



# GAME SUMMARY



**WEEK 2**  
**Seattle Seahawks 28, Pittsburgh Steelers 26**  
**65,063 Heinz Field Sep 15, 2019**



**Seattle Seahawks** ..... 0 7 14 7 — 28  
**Pittsburgh Steelers** ..... 0 10 3 13 — 26

## Scoring Drives

TEAM	QTR	TIME	SCORING PLAY	SEA	PIT
Steelers	2	14:44	J. Conner: 1-yard run (C. Boswell kick) (3-22, 0:27)	0	7
Seahawks	2	08:40	W. Dissly: 14-yard pass from R. Wilson (J. Myers kick) (13-75, 6:04)	7	7
Steelers	2	02:28	C. Boswell: 41-yard FG (7-49, 3:26)	7	10
Seahawks	3	09:49	W. Dissly: 12-yard pass from R. Wilson (J. Myers kick) (6-40, 2:46)	14	10
Steelers	3	06:21	C. Boswell: 33-yard FG (7-60, 3:28)	14	13
Seahawks	3	02:56	R. Penny: 37-yard run (J. Myers kick) (7-75, 3:25)	21	13
Steelers	4	11:16	V. McDonald: 8-yard pass from M. Rudolph (pass failed) (12-75, 6:40)	21	19
Seahawks	4	07:15	D. Metcalf: 28-yard pass from R. Wilson (J. Myers kick) (6-75, 4:01)	28	19
Steelers	4	05:34	V. McDonald: 3-yard pass from M. Rudolph (C. Boswell kick) (1-3, 0:03)	28	26

## Seattle Seahawks

PASSING	ATT	CP	YDS	SK/YD	TD	LG	INT	RTG
Russell Wilson	35	29	300	4/26	3	30	0	131.0
<b>Total</b>	<b>35</b>	<b>29</b>	<b>300</b>	<b>4/26</b>	<b>3</b>	<b>30</b>	<b>0</b>	<b>131.0</b>

RUSHING	ATT	YDS	AVG	LG	TD
Rashaad Penny	10	62	6.2	37t	1
Chris Carson	15	60	4.0	21	0
Russell Wilson	6	22	3.7	15	0
C.J. Prosise	2	7	3.5	5	0
<b>Total</b>	<b>33</b>	<b>151</b>	<b>4.6</b>	<b>37</b>	<b>1</b>

RECEIVING	NO	YDS	AVG	LG	TD
Tyler Lockett	10	79	7.9	22	0
Will Dissly	5	50	10.0	14t	2
C.J. Prosise	3	13	4.3	9	0
Chris Carson	3	27	9.0	10	0
DK Metcalf	3	61	20.3	28t	1
Malik Turner	3	54	18.0	30	0
Nick Vannett	1	13	13.0	13	0
Rashaad Penny	1	3	3.0	3	0
<b>Total</b>	<b>29</b>	<b>300</b>	<b>10.3</b>	<b>30</b>	<b>3</b>

TOP DEFENSE	TOT	SOLO	AST	SCK	YDS	INT
K.J. Wright	8	6	2	0.0	0.0	0
Bobby Wagner	7	4	3	0.0	0.0	0
Al Woods	4	3	1	0.0	0.0	0

FIELD GOALS	FGA/FGM	PERCENT
Jason Myers	1-0	0.0
<b>Total</b>	<b>1-0</b>	<b>0</b>

## Pittsburgh Steelers

PASSING	ATT	CP	YDS	SK/YD	TD	LG	INT	RTG
Mason Rudolph	19	12	112	0/0	2	45	1	92.4
Ben Roethlisberger	15	8	75	1/7	0	15	0	67.4
<b>Total</b>	<b>34</b>	<b>20</b>	<b>187</b>	<b>1/7</b>	<b>2</b>	<b>45</b>	<b>1</b>	<b>81.4</b>

RUSHING	ATT	YDS	AVG	LG	TD
James Conner	11	33	3.0	14	1
Benny Snell	1	23	23.0	23	0
Jaylen Samuels	3	18	6.0	7	0
Mason Rudolph	1	7	7.0	7	0
<b>Total</b>	<b>16</b>	<b>81</b>	<b>5.1</b>	<b>23</b>	<b>1</b>

RECEIVING	NO	YDS	AVG	LG	TD
Vance McDonald	7	38	5.4	8t	2
Juju Smith-Schuster	5	84	16.8	45	0
James Conner	3	12	4.0	9	0
James Washington	2	23	11.5	12	0
Diontae Johnson	1	17	17.0	17	0
Jaylen Samuels	1	13	13.0	13	0
Ryan Switzer	1	0	0.0	0	0
<b>Total</b>	<b>20</b>	<b>187</b>	<b>9.4</b>	<b>45</b>	<b>2</b>

TOP DEFENSE	TOT	SOLO	AST	SCK	YDS	INT
Terrell Edmunds	11	8	3	0.0	0.0	0
Devin Bush	7	3	4	0.0	0.0	0
Steven Nelson	7	6	1	0.0	0.0	0

FIELD GOALS	FGA/FGM	PERCENT
Chris Boswell	2-2	100.0
<b>Total</b>	<b>2-2</b>	<b>100.0</b>

Head coach Pete Carroll celebrated his 68th birthday with his 100th-career Seahawks victory after Seattle defeated the Steelers 28-26 at Heinz Field in Pittsburgh. The Steelers scored first following a Chris Carson fumble deep in Seattle territory on a three-play, 22-yard drive capped by a 1-yard James Conner TD run. Seattle responded on the ensuing possession with a 12-play, 75-yard scoring drive that resulted in a 14-yard Russell Wilson-to-Will Dissly TD connection. The Steelers took a 10-7 halftime lead following a Chris Boswell 41-yard field goal. The Seahawks took their first lead of the game, 14-10, after Wilson and Dissly hooked up for their second TD on a 12-yard pass. After the Steelers made the score 14-13 on another Boswell field goal, Seattle extended their lead to 21-13 after Rashaad Penny outran the Steelers defense for a 37-yard TD. Mason Rudolph, who replaced Ben Roethlisberger for the entire second half after suffering an injured elbow, found Vance McDonald for the first of two fourth-quarter TD passes with 11:16 remaining. After the two-point attempt failed, Seattle held on to a slim 21-19 advantage. On the following drive, Wilson connected with rookie DK Metcalf for his first-career TD on a 28-yard, third-down TD strike which extended Seattle's lead to 28-19. After forcing a Steelers punt, the Seahawks took possession with 5:49 remaining at their own 11-yard line. Carson fumbled on first down and Devin Bush returned it to the Seahawks 3-yard line where Rudolph and McDonald connected again to pull the score to 28-26. Seattle was able to run out the final 5:34, including a fourth-and-1 conversion by Carson at the Steelers 33-yard line with 2:00 remaining. In the game, Russell Wilson completed a career-high 82.9 percent of his passes (29 of 35) for his 13th-career 300-yard game.

## Team Statistics

	Seahawks	Steelers
First Downs	25	17
Total Net Yards	425	261
Rushes/Net Yards	33/151	16/81
Net Passing	274	180
Pass Attempts/Completions	35/29	34/20
Had Intercepted	0	1
Sacked/Yards Lost	4/26	1/7
Punts/Average	4/51.3	5/44.8
Penalties/Yards	10/93	5/78
Fumbles/Lost	2/2	1/0
Possession Time	35:46	24:14

# GAME SUMMARY



## WEEK 3

New Orleans Saints 33, Seattle Seahawks 27  
69,005 CenturyLink Field Sep 22, 2019



New Orleans Saints ..... 7 13 7 6 — 33  
Seattle Seahawks ..... 7 0 0 20 — 27

### Scoring Drives

TEAM	QTR	TIME	SCORING PLAY	NO	SEA
Saints	1	12:06	D. Harris: 53-yard run (W. Lutz kick)	7	0
Seahawks	1	02:24	T. Lockett: 8-yard pass from R. Wilson (J. Myers kick) (6-64, 3:28)	7	7
Saints	2	06:50	V. Bell: 33-yard fumble return (kick failed)	13	7
Saints	2	00:33	A. Kamara: 29-yard pass from T. Bridgewater (W. Lutz kick) (7-58, 2:00)	20	7
Saints	3	07:44	M. Thomas: 1-yard pass from T. Bridgewater (W. Lutz kick) (12-75, 7:16)	27	7
Seahawks	4	11:51	R. Wilson: 2-yard run (J. Myers kick) (10-78, 3:09)	27	14
Saints	4	04:19	A. Kamara: 1-yard run (run failed) (8-28, 5:22)	33	14
Seahawks	4	02:48	R. Wilson: 8-yard run (J. Myers kick) (9-75, 1:31)	33	21
Seahawks	4	00:00	W. Dissly: 4-yard pass from R. Wilson (11-82, 1:42)	33	27

### New Orleans Saints

PASSING	ATT	CP	YDS	SK/YD	TD	LG	INT	RTG
Teddy Bridgewater	27	19	177	0/0	2	29	0	112.7
Total	27	19	177	0/0	2	29	0	112.7

RUSHING	ATT	YDS	AVG	LG	TD
Alvin Kamara	16	69	4.3	16	1
Teddy Bridgewater	3	12	4.0	11	0
Taysom Hill	1	5	5.0	5	0
Latavius Murray	2	2	1.0	2	0
Zach Line	1	0	0.0	0	0
Total	23	88	3.8	16	1

RECEIVING	NO	YDS	AVG	LG	TD
Alvin Kamara	9	92	10.2	29t	1
Michael Thomas	5	54	10.8	18	1
Ted Ginn Jr.	2	15	7.5	10	0
Jared Cook	1	7	7.0	7	0
Josh Hill	1	4	4.0	4	0
Taysom Hill	1	5	5.0	5	0
Total	19	177	9.3	29	2

TOP DEFENSE	TOT	SOLO	AST	SCK	YDS	INT
Marshon Lattimore	12	10	2	0.0	0.0	0
Demario Davis	9	7	2	0.0	0.0	0
Vonn Bell	9	5	4	0.0	0.0	0

FIELD GOALS	FGA/FGM	PERCENT
No Field Goals		

The Seahawks dropped their first game of the season and their first game at home in September under Pete Carroll after a 33-27 loss to the New Orleans Saints. The Saints scored in all three phases, including the opening score of the game on a 53-yard punt return by Deonte Harris. Seattle responded with a Russell Wilson to Tyler Lockett TD connection to even the score, 7-7. The Saints next scored on defense after Vonn Bell returned a fumble 33 yards for a TD and a 13-7 lead after a failed PAT. The Saints tacked on another TD just before half to take a 20-7 lead. The Saints scored on the opening drive of the second half on a fourth-and-goal Teddy Bridgewater to Michael Thomas 1-yard TD pass to take a 27-7 lead. The Seahawks pulled to 27-14 after a Wilson 2-yard TD run early in the fourth quarter. The Saints added another TD before Seattle tacked on two more late TDs for a 33-27 final. In the game, Wilson became the first NFL QB to pass for 400-plus yards and two TDs and rush for 50-plus yards and two TDs. Lockett set career highs with 11 receptions and 154 yards and Bobby Wagner set a career high with 18 tackles.

### Seattle Seahawks

PASSING	ATT	CP	YDS	SK/YD	TD	LG	INT	RTG
Russell Wilson	50	32	406	0/0	2	54	0	102.6
Total	50	32	406	0/0	2	54	0	102.6

RUSHING	ATT	YDS	AVG	LG	TD
Chris Carson	15	52	3.5	22	0
Russell Wilson	7	51	7.3	18	2
C.J. Prosise	4	5	1.3	2	0
Total	26	108	4.2	22	2

RECEIVING	NO	YDS	AVG	LG	TD
Tyler Lockett	11	154	14.0	40	1
Will Dissly	6	62	10.3	25	1
C.J. Prosise	5	38	7.6	21	0
Jaron Brown	3	30	10.0	16	0
DK Metcalf	2	67	33.5	54	0
Malik Turner	2	19	9.5	11	0
Chris Carson	1	-2	-2.0	-2	0
David Moore	1	29	29.0	29	0
Nick Vannett	1	9	9.0	9	0
Total	32	406	12.7	54	2

TOP DEFENSE	TOT	SOLO	AST	SCK	YDS	INT
Bobby Wagner	19	6	13	0.0	0.0	0
K.J. Wright	12	4	8	0.0	0.0	0
Bradley McDougald	5	4	1	0.0	0.0	0

FIELD GOALS	FGA/FGM	PERCENT
No Field Goals		

### Team Statistics

	Saints	Seahawks
First Downs	15	26
Total Net Yards	265	514
Rushes/Net Yards	23/88	26/108
Net Passing	177	406
Pass Attempts/Completions	27/19	50/32
Had Intercepted	0	0
Sacked/Yards Lost	0/0	0/0
Punts/Average	6/54.0	4/41.3
Penalties/Yards	11/70	7/53
Fumbles/Lost	1/1	1/1
Possession Time	28:27	31:33

# GAME SUMMARY



**WEEK 4**  
**Seattle Seahawks 27, Arizona Cardinals 10**  
**60,500 State Farm Stadium Sep 29, 2019**



Seattle Seahawks ..... 10 10 0 7 — 27  
 Arizona Cardinals ..... 0 3 0 7 — 10

## Scoring Drives

TEAM	QTR	TIME	SCORING PLAY	SEA	ARI
Seahawks	1	04:59	J. Myers: 33-yard FG (11-52, 4:44)	3	0
Seahawks	1	04:15	J. Clowney: 27-yard interception return (J. Myers kick)	10	0
Cardinals	2	13:49	Z. Gonzalez: 33-yard FG (12-60, 5:26)	10	3
Seahawks	2	10:48	W. Dissly: 9-yard pass from R. Wilson (J. Myers kick) (6-75, 3:01)	17	3
Seahawks	2	00:17	J. Myers: 24-yard FG (10-50, 3:53)	20	3
Cardinals	4	10:21	K. Murray: 9-yard run (Z. Gonzalez kick) (8-80, 3:11)	20	10
Seahawks	4	02:13	C. Proise: 9-yard run (J. Myers kick) (15-75, 8:08)	27	10

## Seattle Seahawks

PASSING	ATT	CP	YDS	SK/YD	TD	LG	INT	RTG
Russell Wilson	28	22	240	4/15	1	32	0	114.3
<b>Total</b>	<b>28</b>	<b>22</b>	<b>240</b>	<b>4/15</b>	<b>1</b>	<b>32</b>	<b>0</b>	<b>114.3</b>

RUSHING	ATT	YDS	AVG	LG	TD
Chris Carson	22	104	4.7	12	0
Russell Wilson	2	7	3.5	5	0
C.J. Proise	3	4	1.3	9t	1
<b>Total</b>	<b>27</b>	<b>115</b>	<b>4.3</b>	<b>12</b>	<b>1</b>

RECEIVING	NO	YDS	AVG	LG	TD
Will Dissly	7	57	8.1	17	1
Chris Carson	4	41	10.3	17	0
Tyler Lockett	4	51	12.8	28	0
Jaron Brown	3	50	16.7	32	0
Luke Willson	2	26	13.0	17	0
DK Metcalf	1	6	6.0	6	0
David Moore	1	9	9.0	9	0
<b>Total</b>	<b>22</b>	<b>240</b>	<b>10.9</b>	<b>32</b>	<b>1</b>

TOP DEFENSE	TOT	SOLO	AST	SCK	YDS	INT
Bobby Wagner	11	6	5	0.0	0.0	0
K.J. Wright	7	2	5	0.0	0.0	0
Shaquill Griffin	7	3	4	0.0	0.0	0

FIELD GOALS	FGA/FGM	PERCENT
Jason Myers	2-2	100.0
<b>Total</b>	<b>2-2</b>	<b>100.0</b>

## Arizona Cardinals

PASSING	ATT	CP	YDS	SK/YD	TD	LG	INT	RTG
Kyler Murray	32	22	241	4/35	0	31	1	77.7
<b>Total</b>	<b>32</b>	<b>22</b>	<b>241</b>	<b>4/35</b>	<b>0</b>	<b>31</b>	<b>1</b>	<b>77.7</b>

RUSHING	ATT	YDS	AVG	LG	TD
David Johnson	11	40	3.6	14	0
Chase Edmonds	6	37	6.2	10	0
Kyler Murray	4	27	6.8	15	1
Christian Kirk	1	6	6.0	6	0
Andy Isabella	1	5	5.0	5	0
<b>Total</b>	<b>23</b>	<b>115</b>	<b>5.0</b>	<b>15</b>	<b>1</b>

RECEIVING	NO	YDS	AVG	LG	TD
David Johnson	8	99	12.4	31	0
Larry Fitzgerald	5	47	9.4	15	0
Christian Kirk	4	37	9.3	18	0
KeeSean Johnson	2	19	9.5	11	0
Charles Clay	1	3	3.0	3	0
Maxx Williams	1	21	21.0	21	0
Trent Sherfield	1	15	15.0	15	0
<b>Total</b>	<b>22</b>	<b>241</b>	<b>11.0</b>	<b>31</b>	<b>0</b>

TOP DEFENSE	TOT	SOLO	AST	SCK	YDS	INT
Jordan Hicks	12	10	2	0.5	2.5	0
Haason Reddick	10	5	5	1.0	0.0	0
D.J. Swearingen Sr.	8	6	2	0.0	0.0	0

FIELD GOALS	FGA/FGM	PERCENT
Zane Gonzalez	3-1	33.3
<b>Total</b>	<b>3-1</b>	<b>33.3</b>

The Seahawks defeated the Arizona Cardinals 27-10 at State Farm Stadium and improved their road record to 2-0 for the first time since 2013. It also improved the Seahawks road record against the Cardinals to 6-0-1 since 2012. The Seahawks opened up an early first-quarter lead after Jason Myers connected on his first field goal of the season on a 33-yard kick. Jadeveon Clowney tacked on seven with his first-career interception return for a TD on a 27-yard scamper after corralling a Kyler Murray pass attempt. The Cardinals got on the scoreboard with a Zane Gonzalez 33-yard field goal to pull within 10-3. The Seahawks opened up a 20-3 halftime lead following a 9-yard Will Dissly TD reception and Myers' second field goal. Murray capped a fourth-quarter TD drive for the Cardinals with a 9-yard run to pull within 20-10. Seattle milked 8:08 off the clock on the ensuing drive, using a 15-play drive that ended with a 9-yard C.J. Proise TD run to give Seattle a 27-10 result.

## Team Statistics

	Seahawks	Cardinals
First Downs	21	20
Total Net Yards	340	321
Rushes/Net Yards	27/115	23/115
Net Passing	225	206
Pass Attempts/Completions	28/22	32/22
Had Intercepted	0	1
Sacked/Yards Lost	4/15	4/35
Punts/Average	4/42.8	3/47.0
Penalties/Yards	7/65	7/44
Fumbles/Lost	3/0	0/0
Possession Time	33:24	26:36

# GAME SUMMARY



## WEEK 5

Los Angeles Rams 29, Seattle Seahawks 30  
68,988 CenturyLink Field Oct 3, 2019



Los Angeles Rams ..... 6 7 13 3 — 29  
Seattle Seahawks ..... 7 7 7 9 — 30

### Scoring Drives

TEAM	QTR	TIME	SCORING PLAY	LAR	SEA
Rams	1	12:24	G. Zuerlein: 47-yard FG (4-4, 1:23)	3	0
Rams	1	04:55	G. Zuerlein: 32-yard FG (10-55, 4:32)	6	0
Seahawks	1	00:49	T. Lockett: 13-yard pass from R. Wilson (J. Myers kick) (7-75, 4:06)	6	7
Seahawks	2	08:08	D. Metcalf: 40-yard pass from R. Wilson (J. Myers kick) (5-73, 2:46)	6	14
Rams	2	00:06	C. Kupp: 9-yard pass from J. Goff (G. Zuerlein kick) (8-62, 1:28)	13	14
Rams	3	12:07	T. Gurley II: 8-yard run (G. Zuerlein kick) (6-75, 2:53)	20	14
Seahawks	3	05:45	D. Moore: 10-yard pass from R. Wilson (J. Myers kick) (6-47, 2:59)	20	21
Rams	3	03:07	T. Gurley II: 1-yard run (run failed) (5-75, 2:38)	26	21
Seahawks	4	13:37	J. Myers: 42-yard FG (9-51, 4:30)	26	24
Rams	4	09:19	G. Zuerlein: 36-yard FG (10-57, 4:18)	29	24
Seahawks	4	02:28	C. Carson: 5-yard pass from R. Wilson (pass failed) (12-75, 6:51)	29	30

### Los Angeles Rams

PASSING	ATT	CP	YDS	SK/YD	TD	LG	INT	RTG
Jared Goff	49	29	395	0/0	1	32	1	83.3
Total	49	29	395	0/0	1	32	1	83.3

RUSHING	ATT	YDS	AVG	LG	TD
Todd Gurley II	15	51	3.4	12	2
Brandin Cooks	1	27	27.0	27	0
Malcolm Brown	1	3	3.0	3	0
Jared Goff	1	1	1.0	1	0
Total	18	82	4.6	27	2

RECEIVING	NO	YDS	AVG	LG	TD
Cooper Kupp	9	117	13.0	26	1
Gerald Everett	7	136	19.4	32	0
Robert Woods	5	48	9.6	17	0
Todd Gurley II	3	6	2.0	3	0
Tyler Higbee	3	47	15.7	20	0
Brandin Cooks	1	29	29.0	29	0
Josh Reynolds	1	12	12.0	12	0
Total	29	395	13.6	32	1

TOP DEFENSE	TOT	SOLO	AST	SCK	YDS	INT
Troy Reeder	13	8	5	0.0	0.0	0
Cory Littleton	7	3	4	0.0	0.0	0
Eric Weddle	7	4	3	0.0	0.0	0

FIELD GOALS	FGA/FGM	PERCENT
Greg Zuerlein	4-3	75.0
Total	4-3	75.0

### Seattle Seahawks

PASSING	ATT	CP	YDS	SK/YD	TD	LG	INT	RTG
Russell Wilson	23	17	268	1/6	4	40	0	151.8
Total	23	17	268	1/6	4	40	0	151.8

RUSHING	ATT	YDS	AVG	LG	TD
Chris Carson	27	118	4.4	14	0
Russell Wilson	8	32	4.0	12	0
Rashaad Penny	6	18	3.0	8	0
Will Dissly	1	7	7.0	7	0
Tyler Lockett	1	-8	-8.0	-8	0
Total	43	167	3.9	14	0

RECEIVING	NO	YDS	AVG	LG	TD
Tyler Lockett	4	51	12.8	17	1
Will Dissly	4	81	20.3	38	0
DK Metcalf	2	44	22.0	40t	1
Jaron Brown	2	36	18.0	21	0
Rashaad Penny	2	31	15.5	30	0
Chris Carson	1	5	5.0	5t	1
David Moore	1	10	10.0	10t	1
Luke Willson	1	10	10.0	10	0
Total	17	268	15.8	40	4

TOP DEFENSE	TOT	SOLO	AST	SCK	YDS	INT
K.J. Wright	10	7	3	0.0	0.0	0
Mychal Kendricks	7	5	2	0.0	0.0	0
Bradley McDougald	6	4	2	0.0	0.0	0

FIELD GOALS	FGA/FGM	PERCENT
Jason Myers	2-1	50.0
Total	2-1	50.0

### Team Statistics

	Rams	Seahawks
First Downs	24	25
Total Net Yards	477	429
Rushes/Net Yards	18/82	43/167
Net Passing	395	262
Pass Attempts/Completions	49/29	23/17
Had Intercepted	1	0
Sacked/Yards Lost	0/0	1/6
Punts/Average	3/51.0	4/47.5
Penalties/Yards	6/45	5/45
Fumbles/Lost	1/1	1/1
Possession Time	24:42	35:18

The Seahawks improved to 4-1 on the season after knocking off the division rival L.A. Rams 30-29 on a night former owner Paul Allen was inducted into the Ring of Honor. Seattle improved their prime time record under Pete Carroll to 27-5-1, including a 9-1 record on Thursday nights. Seattle turned the ball over on their opening drive which led to a Greg Zuerlein 47-yard field goal. Zuerlein tacked on another first-quarter field goal and the Rams took a 6-0 lead. Seattle responded with a 13-yard Russell Wilson-to-Tyler Lockett TD pass and later took a second-quarter, 14-6 lead on a 40-yard Wilson-to-DK Metcalf connection before the Rams pulled to within 14-13 with :06 to go in the half on a Jared Goff-to-Cooper Kupp TD pass. The Rams went up 20-14 on the opening drive of the second half on a Todd Gurley 8-yard TD run. Seattle countered with a 10-yard Wilson-to-David Moore TD connection to take back the lead, 21-20. Gurley's second TD run put the Rams back on top, 26-21, but Jared Goff's two-point scramble failed. The teams swapped fourth-quarter field goals before Wilson's fourth TD pass of the night found Chris Carson on fourth-and-5 with 2:34 to play. Tedric Thompson intercepted Goff on the ensuing drive and following a Seahawks punt, Zuerlein's 44-yard game-winning attempt sailed wide right to retain a Seahawks 30-29 win.

# GAME SUMMARY



**WEEK 6**  
**Seattle Seahawks 32, Cleveland Browns 28**  
 67,431 **FirstEnergy Stadium** **Oct 13, 2019**



Seattle Seahawks ..... 6 12 7 7 — 32  
 Cleveland Browns ..... 14 6 0 8 — 28

## Scoring Drives

TEAM	QTR	TIME	SCORING PLAY	SEA	CLE
Browns	1	13:01	N. Chubb: 7-yard run (A. Seibert kick) (3-23, 1:59)	0	7
Seahawks	1	08:52	R. Wilson: 16-yard run (kick failed) (7-75, 4:09)	6	7
Browns	1	04:43	B. Mayfield: 10-yard run (A. Seibert kick) (10-69, 4:09)	6	14
Browns	2	14:54	R. Seals-Jones: 31-yard pass from B. Mayfield (kick failed) (3-92, 1:25)	6	20
Seahawks	2	10:46	J. Myers: 38-yard FG (9-55, 4:08)	9	20
Seahawks	2	07:25	J. Myers: 20-yard FG (6-18, 2:41)	12	20
Seahawks	2	00:22	J. Brown: 17-yard pass from R. Wilson (run failed) (8-88, 1:07)	18	20
Seahawks	3	06:00	J. Brown: 6-yard pass from R. Wilson (J. Myers kick) (7-58, 2:54)	25	20
Browns	4	09:02	N. Chubb: 3-yard run (2-24, 0:46)	25	26
Seahawks	4	03:30	C. Carson: 1-yard run (J. Myers kick) (9-79, 5:32)	32	28

## Seattle Seahawks

PASSING	ATT	CP	YDS	SK/YD	TD	LG	INT	RTG
Russell Wilson	33	23	295	3/11	2	30	0	117.6
<b>Total</b>	<b>33</b>	<b>23</b>	<b>295</b>	<b>3/11</b>	<b>2</b>	<b>30</b>	<b>0</b>	<b>117.6</b>

RUSHING	ATT	YDS	AVG	LG	TD
Chris Carson	24	124	5.2	25	1
Russell Wilson	9	31	3.4	16t	1
C.J. Prosise	3	8	2.7	5	0
DK Metcalf	1	4	4.0	4	0
Tyler Lockett	1	3	3.0	3	0
<b>Total</b>	<b>38</b>	<b>170</b>	<b>4.5</b>	<b>25</b>	<b>2</b>

RECEIVING	NO	YDS	AVG	LG	TD
Tyler Lockett	5	75	15.0	22	0
Chris Carson	4	35	8.8	21	0
DK Metcalf	4	69	17.3	30	0
David Moore	3	36	12.0	14	0
Jaron Brown	3	29	9.7	17t	2
Luke Willson	2	16	8.0	11	0
C.J. Prosise	1	15	15.0	15	0
Nick Bellore	1	20	20.0	20	0
<b>Total</b>	<b>23</b>	<b>295</b>	<b>12.8</b>	<b>30</b>	<b>2</b>

TOP DEFENSE	TOT	SOLO	AST	SCK	YDS	INT
K.J. Wright	8	5	3	0.0	0.0	1
Tedric Thompson	7	3	4	0.0	0.0	1
Bobby Wagner	6	5	1	0.0	0.0	0

FIELD GOALS	FGA/FGM	PERCENT
Jason Myers	2-2	100.0
<b>Total</b>	<b>2-2</b>	<b>100.0</b>

## Cleveland Browns

PASSING	ATT	CP	YDS	SK/YD	TD	LG	INT	RTG
Baker Mayfield	37	22	249	0/0	1	41	3	54.9
<b>Total</b>	<b>37</b>	<b>22</b>	<b>249</b>	<b>0/0</b>	<b>1</b>	<b>41</b>	<b>3</b>	<b>54.9</b>

RUSHING	ATT	YDS	AVG	LG	TD
Nick Chubb	20	122	6.1	52	2
Baker Mayfield	4	35	8.8	15	1
<b>Total</b>	<b>24</b>	<b>157</b>	<b>6.5</b>	<b>52</b>	<b>3</b>

RECEIVING	NO	YDS	AVG	LG	TD
Odell Beckham	6	101	16.8	41	0
Nick Chubb	5	17	3.4	6	0
Jarvis Landry	3	36	12.0	27	0
Ricky Seals-Jones	3	47	15.7	31t	1
Antonio Callaway	2	22	11.0	12	0
Dontrell Hilliard	2	17	8.5	14	0
Pharaoh Brown	1	9	9.0	9	0
<b>Total</b>	<b>22</b>	<b>249</b>	<b>11.3</b>	<b>41</b>	<b>1</b>

TOP DEFENSE	TOT	SOLO	AST	SCK	YDS	INT
T.J. Carrie	10	9	1	0.0	0.0	0
Jermaine Whitehead	9	9	0	0.0	0.0	0
Joe Schobert	8	5	3	0.0	0.0	0

FIELD GOALS	FGA/FGM	PERCENT
No Field Goals		

The Seahawks started the season 3-0 on the road for the first time since 1980 with a 32-28 win at Cleveland. The Seahawks rallied from down 20-6 at the start of the second quarter to earn the win. The Browns used a short field following a 74-yard opening kickoff return to take a 7-0 lead on a Nick Chubb 7-yard run. The Seahawks responded with a 16-yard Russell Wilson TD run, but a failed PAT into a gusty wind left Cleveland up 7-6. Baker Mayfield tacked on to the Browns lead with a 10-yard TD run and later a 31-yard TD pass to Ricky Seals-Jones, but after another missed PAT into the same end zone, the Browns were ahead 20-6. After forcing a three-and-out, David Moore blocked a Browns punt and set up a Jason Myers' 38-yard field goal. Myers' added a 20-yard field goal to make the score 20-12 midway through the second quarter. With 1:36 remaining in the first half and the Browns threatening to score, Tedric Thompson intercepted Mayfield in the end zone and Wilson used 1:07 to drive the field for a 17-yard TD connection with Jaron Brown to pull within 20-18 after a failed two-point try. Seattle took a third-quarter 25-20 lead on Brown's second TD reception. Cleveland regained the lead, 28-25, with 9:02 remaining in the fourth quarter on Chubb's second TD run and a converted two-point try. Seattle drove 79 yards in nine plays on the ensuing drive to take a 32-28 lead on a Chris Carson 1-yard TD run. Cleveland's final drive ended when K.J. Wright came up with Seattle's fourth turnover of the day with an interception at Cleveland's 26-yard line. Seattle was able to convert two third downs and ran out the clock.

## Team Statistics

	Seahawks	Browns
First Downs	29	21
Total Net Yards	454	406
Rushes/Net Yards	38/170	24/157
Net Passing	284	249
Pass Attempts/Completions	33/23	37/22
Had Intercepted	0	3
Sacked/Yards Lost	3/11	0/0
Punts/Average	4/39.0	2/30.5
Penalties/Yards	10/65	9/83
Fumbles/Lost	2/1	1/1
Possession Time	33:41	26:19

# GAME SUMMARY



**WEEK 7**  
**Baltimore Ravens 30, Seattle Seahawks 16**  
 69,012 CenturyLink Field Oct 20, 2019



**Baltimore Ravens** ..... 3 10 7 10 — 30  
**Seattle Seahawks** ..... 0 13 0 3 — 16

## Scoring Drives

TEAM	QTR	TIME	SCORING PLAY	BAL	SEA
Ravens	1	10:19	J. Tucker: 25-yard FG (8-77, 4:41)	3	0
Seahawks	2	14:46	T. Lockett: 8-yard pass from R. Wilson (J. Myers kick) (11-83, 6:00)	3	7
Ravens	2	11:06	J. Tucker: 28-yard FG (9-65, 3:40)	6	7
Seahawks	2	07:35	J. Myers: 34-yard FG (9-59, 3:31)	6	10
Ravens	2	05:00	M. Peters: 67-yard interception return (J. Tucker kick)	13	10
Seahawks	2	00:02	J. Myers: 31-yard FG (14-79, 4:58)	13	13
Ravens	3	01:20	L. Jackson: 8-yard run (J. Tucker kick) (11-57, 5:26)	20	13
Ravens	4	03:47	J. Tucker: 22-yard FG (13-86, 9:00)	23	13
Ravens	4	03:37	M. Humphrey: 18-yard fumble return (J. Tucker kick)	30	13
Seahawks	4	01:49	J. Myers: 35-yard FG (9-63, 1:48)	30	16

## Baltimore Ravens

PASSING	ATT	CP	YDS	SK/YD	TD	LG	INT	RTG
Lamar Jackson	20	9	143	1/2	0	50	0	69.4
<b>Total</b>	<b>20</b>	<b>9</b>	<b>143</b>	<b>1/2</b>	<b>0</b>	<b>50</b>	<b>0</b>	<b>69.4</b>

RUSHING	ATT	YDS	AVG	LG	TD
Lamar Jackson	14	116	8.3	30	1
Mark Ingram	12	46	3.8	8	0
Gus Edwards	8	35	4.4	14	0
Willie Snead IV	1	2	2.0	2	0
<b>Total</b>	<b>35</b>	<b>199</b>	<b>5.7</b>	<b>30</b>	<b>1</b>

RECEIVING	NO	YDS	AVG	LG	TD
Mark Andrews	2	39	19.5	33	0
Miles Boykin	2	55	27.5	50	0
Chris Moore	1	3	3.0	3	0
Hayden Hurst	1	10	10.0	10	0
Mark Ingram	1	7	7.0	7	0
Nick Boyle	1	20	20.0	20	0
Seth Roberts	1	9	9.0	9	0
<b>Total</b>	<b>9</b>	<b>143</b>	<b>15.9</b>	<b>50</b>	<b>0</b>

TOP DEFENSE	TOT	SOLO	AST	SCK	YDS	INT
Josh Byrnes	8	3	5	0.0	0.0	0
Chuck Clark	7	2	5	0.0	0.0	0
Brandon Carr	6	6	0	0.0	0.0	0

FIELD GOALS	FGA/FGM	PERCENT
Justin Tucker	3-3	100.0
<b>Total</b>	<b>3-3</b>	<b>100.0</b>

## Seattle Seahawks

PASSING	ATT	CP	YDS	SK/YD	TD	LG	INT	RTG
Russell Wilson	41	20	241	1/0	1	48	1	65.2
<b>Total</b>	<b>41</b>	<b>20</b>	<b>241</b>	<b>1/0</b>	<b>1</b>	<b>48</b>	<b>1</b>	<b>65.2</b>

RUSHING	ATT	YDS	AVG	LG	TD
Chris Carson	21	65	3.1	9	0
Russell Wilson	3	27	9.0	11	0
C.J. Prosise	1	17	17.0	17	0
Tyler Lockett	1	-3	-3.0	-3	0
<b>Total</b>	<b>26</b>	<b>106</b>	<b>4.1</b>	<b>17</b>	<b>0</b>

RECEIVING	NO	YDS	AVG	LG	TD
Tyler Lockett	5	61	12.2	33	1
DK Metcalf	4	53	13.3	37	0
Chris Carson	3	9	3.0	10	0
Jacob Hollister	3	20	6.7	9	0
Jaron Brown	3	60	20.0	48	0
David Moore	1	14	14.0	14	0
Malik Turner	1	24	24.0	24	0
<b>Total</b>	<b>20</b>	<b>241</b>	<b>12.1</b>	<b>48</b>	<b>1</b>

TOP DEFENSE	TOT	SOLO	AST	SCK	YDS	INT
Bobby Wagner	13	7	6	0.0	0.0	0
K.J. Wright	8	4	4	0.0	0.0	0
Marquise Blair	6	3	3	0.0	0.0	0

FIELD GOALS	FGA/FGM	PERCENT
Jason Myers	4-3	75.0
<b>Total</b>	<b>4-3</b>	<b>75.0</b>

The Baltimore Ravens used two defensive touchdowns to defeat the Seahawks 30-16 at CenturyLink Field. The Ravens scored first on the game's opening drive with a 25-yard Justin Tucker field goal to take a 3-0 lead. Seattle took a 7-3 advantage to open the second quarter behind a Russell Wilson-to-Tyler Lockett 8-yard TD pass. The two teams swapped field goals and Seattle held a 10-6 lead midway through the second quarter. Seattle forced a Ravens three-and-out, but on the ensuing drive, Marcus Peters intercepted Wilson and returned it 67 yards for a TD and a Baltimore 13-10 lead. Seattle moved the ball down the field to tie the game 13-13 on a Jason Myers' field goal with :02 remaining in the half. After swapping punts to open the second half, Seattle drove into field goal position, but Myers' 53-yard attempt sailed wide right. Baltimore took advantage of the good field position and drove to Seattle's 8-yard line. Facing a fourth-and-2, the Ravens went for it and Lamar Jackson ran it in for a TD and a 20-13 lead. On its next drive, Baltimore chewed up nine minutes in the fourth quarter and tacked on another Tucker field goal to extend its lead to 23-13 with 3:47 remaining in the game. On the first play of Seattle's next drive, DK Metcalf fumbled and Marlon Humphrey returned it 18 yards for another Ravens defensive score. Seattle tacked on a late field goal for a 30-16 final score.

## Team Statistics

	Ravens	Seahawks
First Downs	14	20
Total Net Yards	340	347
Rushes/Net Yards	35/199	26/106
Net Passing	141	241
Pass Attempts/Completions	20/9	41/20
Had Intercepted	0	1
Sacked/Yards Lost	1/2	1/0
Punts/Average	3/44.0	3/51.3
Penalties/Yards	8/75	2/18
Fumbles/Lost	2/0	1/1
Possession Time	29:54	30:06



# GAME SUMMARY



## WEEK 8

Seattle Seahawks 27, Atlanta Falcons 20

71,483 Mercedes-Benz Stadium Oct 27, 2019



Seattle Seahawks ..... 3 21 0 3 — 27  
Atlanta Falcons ..... 0 0 11 9 — 20

### Scoring Drives

TEAM	QTR	TIME	SCORING PLAY	SEA	ATL
Seahawks	1	11:17	J. Myers: 42-yard FG (9-51, 3:43)	3	0
Seahawks	2	11:47	D. Metcalf: 4-yard pass from R. Wilson (J. Myers kick) (6-59, 3:08)	10	0
Seahawks	2	04:46	C. Carson: 1-yard run (J. Myers kick) (7-46, 4:17)	17	0
Seahawks	3	10:54	D. Metcalf: 2-yard pass from R. Wilson (J. Myers kick) (9-57, 2:00)	24	0
Falcons	3	03:25	B. Hill: 23-yard run (7-75, 4:06)	24	6
Falcons	4	05:53	M. Bryant: 47-yard FG (10-34, 5:06)	24	11
Seahawks	4	03:08	J. Myers: 54-yard FG (10-58, 6:50)	27	11
Falcons	4	01:17	A. Hooper: 1-yard pass from M. Schaub (pass failed) (11-75, 2:45)	27	17
Falcons	4	01:17	M. Bryant: 37-yard FG (8-67, 1:24)	27	20

### Seattle Seahawks

PASSING	ATT	CP	YDS	SK/YD	TD	LG	INT	RTG
Russell Wilson	20	14	182	2/11	2	23	0	131.7
Total	20	14	182	2/11	2	23	0	131.7

RUSHING	ATT	YDS	AVG	LG	TD
Chris Carson	20	90	4.5	19	1
Rashaad Penny	8	55	6.9	17	0
Russell Wilson	4	4	1.0	5	0
David Moore	1	2	2.0	2	0
Total	33	151	4.6	19	1

RECEIVING	NO	YDS	AVG	LG	TD
Tyler Lockett	6	100	16.7	20	0
DK Metcalf	3	13	4.3	7	2
Jacob Hollister	2	18	9.0	12	0
David Moore	1	23	23.0	23	0
Luke Willson	1	7	7.0	7	0
Malik Turner	1	21	21.0	21	0
Total	14	182	13.0	23	2

TOP DEFENSE	TOT	SOLO	AST	SCK	YDS	INT
Marquise Blair	11	9	2	0.0	0.0	0
K.J. Wright	10	3	7	0.0	0.0	0
Jamar Taylor	7	6	1	0.0	0.0	0

FIELD GOALS	FGA/FGM	PERCENT
Jason Myers	2-2	100.0
Total	2-2	100.0

### Atlanta Falcons

PASSING	ATT	CP	YDS	SK/YD	TD	LG	INT	RTG
Matt Schaub	52	39	460	2/19	1	35	1	99.8
Total	52	39	460	2/19	1	35	1	99.8

RUSHING	ATT	YDS	AVG	LG	TD
Devonta Freeman	13	39	3.0	12	0
Brian Hill	3	29	9.7	23t	1
Kenjon Barner	1	1	1.0	1	0
Total	17	69	4.1	23	1

RECEIVING	NO	YDS	AVG	LG	TD
Julio Jones	10	152	15.2	25	0
Devonta Freeman	8	63	7.9	13	0
Russell Gage	7	58	8.3	17	0
Austin Hooper	6	65	10.8	35	1
Calvin Ridley	4	70	17.5	30	0
Justin Hardy	2	23	11.5	15	0
Jaeden Graham	1	11	11.0	11	0
Luke Stocker	1	18	18.0	18	0
Total	39	460	11.8	35	1

TOP DEFENSE	TOT	SOLO	AST	SCK	YDS	INT
Grady Jarrett	8	3	5	1.0	9.0	0
De'Vondre Campbell	7	2	5	0.0	0.0	0
Damontae Kazee	5	5	0	0.0	0.0	0

FIELD GOALS	FGA/FGM	PERCENT
Matt Bryant	4-2	50.0
Total	4-2	50.0

With a 27-20 win at Atlanta, the Seahawks began the season with four-straight road wins for the second time in team history and first since 1980. Also in the game, Bobby Wagner became the franchise's all-time leading tackler. The Seahawks scored on the game's opening drive after Jason Myers connected on a 42-yard field goal for a 3-0 lead. After the Falcons missed wide left on a 51-yard field goal attempt, the Seahawks went on to score 21 unanswered points in the second quarter. Russell Wilson connected twice with DK Metcalf on TD passes from 4 and 2 yards sandwiching a 1-yard TD run by Chris Carson. The Falcons also missed a 53-yard field goal and the Seahawks took a 24-0 halftime lead. Atlanta opened the second half with a 75-yard TD drive capped by a Brian Hill 23-yard TD run followed by a successful two-point try. While the Seahawks went three-and-out on their first two drives of the second half, the Falcons tacked on a Matt Bryant 47-yard field goal to pull within 24-11. On Atlanta's third drive of the half, the Falcons drove to the Seahawks 1-yard line and threatened to score before Marquise Blair forced a fumble that was recovered by Wagner. The Seahawks used the turnover to drive 58 yards and set up a 54-yard Myers' field goal to extend Seattle's lead to 27-11. The Falcons countered with a Matt Schaub to Austin Hooper 1-yard TD pass, but Wagner's pass defended on the 2-point attempt left the score 27-17. A late Falcons FG made the score 27-20 and Seattle recovered two late onside kick attempts to hold on for the win. In the game, Schaub passed for 460 yards, the most ever by an opposing QB.

### Team Statistics

	Seahawks	Falcons
First Downs	18	30
Total Net Yards	322	510
Rushes/Net Yards	33/151	17/69
Net Passing	171	441
Pass Attempts/Completions	20/14	52/39
Had Intercepted	0	1
Sacked/Yards Lost	2/11	2/19
Punts/Average	4/49.8	1/36.0
Penalties/Yards	9/60	5/40
Fumbles/Lost	0/0	2/2
Possession Time	29:13	30:47

# GAME SUMMARY



## WEEK 9

Tampa Bay Buccaneers 34, Seattle Seahawks 40  
68,948 CenturyLink Field Nov 3, 2019



Tampa Bay Buccaneers ..... 14 7 3 10 0 — 34  
Seattle Seahawks ..... 7 6 8 13 6 — 40

### Scoring Drives

TEAM	QTR	TIME	SCORING PLAY	TB	SEA
Buccaneers	1	11:30	R. Jones II: 8-yard run (M. Gay kick) (7-75, 3:30)	7	0
Seahawks	1	08:23	T. Lockett: 19-yard pass from R. Wilson (J. Myers kick) (6-75, 3:07)	7	7
Buccaneers	1	00:48	B. Perriman: 15-yard pass from J. Winston (M. Gay kick) (9-69, 4:39)	14	7
Buccaneers	2	04:32	M. Evans: 5-yard pass from J. Winston (M. Gay kick) (12-63, 6:31)	21	7
Seahawks	2	00:29	J. Hollister: 1-yard pass from R. Wilson (kick failed) (4-60, 1:14)	21	13
Seahawks	3	08:03	T. Lockett: 2-yard pass from R. Wilson (5-85, 2:46)	21	19
Buccaneers	3	03:18	M. Gay: 41-yard FG (10-52, 4:45)	24	21
Seahawks	4	14:26	J. Myers: 37-yard FG (9-56, 3:52)	24	24
Seahawks	4	08:19	J. Myers: 22-yard FG (6-11, 1:41)	24	27
Buccaneers	4	05:22	M. Gay: 45-yard FG (6-44, 2:57)	27	27
Seahawks	4	04:25	D. Metcalf: 53-yard pass from R. Wilson (J. Myers kick) (3-75, 0:57)	27	34
Buccaneers	4	00:46	D. Ogunbowale: 1-yard run (M. Gay kick) (10-75, 3:39)	34	34
Seahawks	5	06:22	J. Hollister: 10-yard pass from R. Wilson (10-75, 3:38)	34	40

### Tampa Bay Buccaneers

PASSING	ATT	CP	YDS	SK/YD	TD	LG	INT	RTG
Jameis Winston	44	29	335	2/16	2	25	0	103.9
Total	44	29	335	2/16	2	25	0	103.9

RUSHING	ATT	YDS	AVG	LG	TD
Ronald Jones II	18	67	3.7	15	1
Peyton Barber	4	15	3.8	6	0
Chris Godwin	1	8	8.0	8	0
Jameis Winston	2	8	4.0	5	0
Dare Ogunbowale	1	1	1.0	1t	1
Total	26	99	3.8	15	2

RECEIVING	NO	YDS	AVG	LG	TD
Mike Evans	12	180	15.0	25	1
Chris Godwin	7	61	8.7	18	0
Breshad Perriman	4	42	10.5	18	1
Ronald Jones II	2	15	7.5	12	0
Antony Auclair	1	11	11.0	11	0
Dare Ogunbowale	1	12	12.0	12	0
T.J. Logan	1	2	2.0	2	0
Tanner Hudson	1	12	12.0	12	0
Total	29	335	11.6	25	2

TOP DEFENSE	TOT	SOLO	AST	SCK	YDS	INT
Devin White	12	6	6	0.5	5.0	0
Lavonte David	8	6	2	1.0	14.0	0
Jordan Whitehead	7	7	0	0.0	0.0	0

FIELD GOALS	FGA/FGM	PERCENT
Matt Gay	3-2	66.7
Total	3-2	66.7

### Seattle Seahawks

PASSING	ATT	CP	YDS	SK/YD	TD	LG	INT	RTG
Russell Wilson	43	29	378	3/31	5	53	0	133.7
Total	43	29	378	3/31	5	53	0	133.7

RUSHING	ATT	YDS	AVG	LG	TD
Chris Carson	16	105	6.6	59	0
Russell Wilson	1	21	21.0	21	0
Rashaad Penny	4	12	3.0	6	0
DK Metcalf	1	7	7.0	7	0
Total	22	145	6.6	59	0

RECEIVING	NO	YDS	AVG	LG	TD
Tyler Lockett	13	152	11.7	30	2
DK Metcalf	6	123	20.5	53t	1
Jacob Hollister	4	37	9.3	22	2
Chris Carson	2	28	14.0	15	0
David Moore	2	18	9.0	12	0
Luke Willson	2	20	10.0	16	0
Total	29	378	13.0	53	5

TOP DEFENSE	TOT	SOLO	AST	SCK	YDS	INT
Bobby Wagner	11	6	5	1.0	7.0	0
K.J. Wright	10	6	4	0.0	0.0	0
Shaquill Griffin	9	7	2	0.0	0.0	0

FIELD GOALS	FGA/FGM	PERCENT
Jason Myers	4-2	50.0
Total	4-2	50.0

The Seahawks overcame a 21-7 first half deficit to defeat the Tampa Bay Buccaneers 40-34 in overtime. Seattle and Tampa traded first quarter touchdowns before Jameis Winston connected on TD passes to Breshad Perriman and Mike Evans to take a 21-7 lead with 4:32 remaining in the first half. The Seahawks countered with a four-play, 60-yard drive capped by a Russell Wilson-to-Jacob Hollister 1-yard TD pass with :29 to play in the half to pull within 21-13 after a missed PAT. Tyler Lockett helped tie the game with his second scoring reception after he and Wilson connected on a 2-yard TD. Following a DK Metcalf 2-point conversion, the game was tied 21-21. The game remained tied 27-27 at 5:22 in the fourth quarter after each team converted on a pair of field goals. Metcalf scored the Seahawks longest TD of the season on a 53-yard strike from Wilson to take a 34-27 lead with 4:25 to go. The Buccaneers responded and tied the game with 46 seconds to play when Dare Ogunbowale punched in for a 1-yard TD run. Wilson drove the Seahawks 53 yards in 43 seconds to set up a game-winning 40-yard FG, but the attempt just missed wide right. The Seahawks won the overtime coin toss and used 10 plays to drive 75 yards and won the game on Wilson's franchise record tying fifth TD pass, this to Hollister for a 10-yard score and his second TD of the day. Lockett set a career single-game high with 13 receptions and DK Metcalf's 123 receiving yards were the fourth-highest total by a rookie in franchise history, and most by a rookie since 2011.

### Team Statistics

### Buccaneers Seahawks

First Downs	29	31
Total Net Yards	418	492
Rushes/Net Yards	26/99	22/145
Net Passing	319	347
Pass Attempts/Completions	44/29	43/29
Had Intercepted	0	0
Sacked/Yards Lost	2/16	3/31
Punts/Average	4/40.3	3/55.3
Penalties/Yards	11/82	4/45
Fumbles/Lost	1/1	2/1
Possession Time	35:25	28:13

# The Last Time

## OVERTIME GAME

Seattle 40, vs. Tampa Bay 34 11/3/19

## OVERTIME WIN

BY SEAHAWKS: Seattle 40, vs. Tampa Bay 34 11/3/19

BY OPPONENTS: at San Francisco 26, Seattle 23 12/16/18

OVERTIME TIE: Seattle 6, at Arizona 6 10/23/16

## 500 TOTAL YARDS

BY SEAHAWKS: 515 vs. New Orleans 9/22/19

BY OPPONENTS: 512, at Atlanta 10/27/19

## 400 TOTAL YARDS

BY SEAHAWKS: 492, vs. Tampa Bay 11/3/19

BY OPPONENTS: 418, vs. Tampa Bay 11/3/19

## 300 YARDS RUSHING (TEAM)

BY SEAHAWKS: 350, vs. New York Giants 11/9/14

BY OPPONENTS: 356, vs. LA Raiders 11/30/87

## 200 YARDS RUSHING (TEAM)

BY SEAHAWKS: 210, vs. Kansas City 12/23/18

BY OPPONENTS: 220, at Carolina 11/25/18

## 400 NET YARDS PASSING (TEAM)

BY SEAHAWKS: 406, vs. New Orleans 9/22/19

BY OPPONENTS: 443, at Atlanta 10/27/19

## 300 NET YARDS PASSING (TEAM)

BY SEAHAWKS: 347, vs. Tampa Bay 11/3/19

BY OPPONENTS: 319, vs. Tampa Bay 11/3/19

## 50 OR MORE POINTS SCORED

BY SEAHAWKS: 50, at Buffalo (in Toronto) 12/16/12

BY OPPONENTS: 51, at Dallas 11/27/80

## 40 OR MORE POINTS SCORED

BY SEAHAWKS: 40, vs. Tampa Bay 11/3/19

BY OPPONENTS: 42, vs. LA Rams 12/17/17

## 30 OR MORE POINTS SCORED

BY SEAHAWKS: 40, vs. Tampa Bay 11/3/19

BY OPPONENTS: 34, vs. Tampa Bay 11/3/19

## SHUTOUT

BY SEAHAWKS: 26-0, vs. Chicago 9/27/15

BY OPPONENTS: 24-0, at Pittsburgh 9/18/11

## TWO 100-YARD RUSHERS IN SAME GAME

BY SEAHAWKS: vs. New York Giants 11/9/14

M. Lynch 21-140, R. Wilson 14-107

BY OPPONENTS: at Philadelphia 12/12/76

Tom Sullivan 121, Mike Hogan 104

## TWO 100-YARD RECEIVERS IN SAME GAME

BY SEAHAWKS: vs. Tampa Bay 11/3/19

T. Lockett 13-152, D. Metcalf 6-123

BY OPPONENTS: vs. LA Rams 10/3/19

G. Everett 7-136, C. Kupp 9-117

## 200 YARDS RUSHING

BY SEAHAWKS: 209, T. Rawls vs. San Francisco 11/22/15

BY OPPONENTS: 207, F. Gore at San Francisco 9/20/09

## 100 YARDS RUSHING

BY SEAHAWKS: 105, C. Carson vs. Tampa Bay 11/3/19

BY OPPONENTS: 116, L. Jackson vs. Baltimore 10/20/19

## 30+ CARRIES

BY SEAHAWKS: 32, C. Carson vs. Dallas 9/23/18

BY OPPONENTS: 33, D. Johnson at Arizona 10/23/16

## 400 YARDS PASSING

BY SEAHAWKS: 406, R. Wilson vs. New Orleans 9/22/19

BY OPPONENTS: 460, M. Schaub at Atlanta 10/27/19

## 300 YARDS PASSING

BY SEAHAWKS: 378, R. Wilson vs. Tampa Bay 11/3/19

BY OPPONENTS: 335, J. Winston vs. Tampa Bay 11/3/19

## 200 YARDS RECEIVING

BY SEAHAWKS: 261, S. Largent at Detroit 10/18/87

BY OPPONENTS: 224, D. Hopkins vs. Houston 10/29/17

## 100 YARDS RECEIVING

BY SEAHAWKS: 152-Lockett, 123-Metcalf vs. TB 11/3/19

BY OPPONENTS: 180, M. Evans vs. Tampa Bay 11/3/19

## 10 RECEPTIONS

BY SEAHAWKS: 13-152, T. Lockett vs. Tampa Bay 11/3/19

BY OPPONENTS: 12-180, M. Evans vs. Tampa Bay 11/3/19

## 100 YD RUSHER, 300 YD PASSER, 100 YD RECEIVER

BY SEAHAWKS: vs. Tampa Bay 11/3/19

378 (pass) R. Wilson, 105 (rush) C. Carson,

152 (rec) T. Lockett, 123 (rec) D. Metcalf

BY OPPONENTS: at LA Rams 11/11/18

318 (pass) J. Goff, 16-120 (rush) T. Gurley,

10-100 (rec) B. Cooks

## 100 YD RUSHER, 100 YD RECEIVER

BY SEAHAWKS: vs. Tampa Bay 11/3/19

16-105 (rush) C. Carson, 13-152 (rec) T. Lockett, 6-123 (rec.) D. Metcalf

BY OPPONENTS: at Cleveland 10/13/19

20-122 (rush) N. Chubb, 6-101 (rec) O. Beckham

## TWO 100 YD RECEIVERS, 300 YD PASSER

BY SEAHAWKS: vs. Tampa Bay 11/3/19

13-152 T. Lockett, 6-123 D. Metcalf, 378 R. Wilson

BY OPPONENTS: vs. LA Rams 10/3/19

136 G. Everett, 117 C. Kupp, 395 J. Goff

## 100 YD RUSHER, 300 YD PASSER, TWO 100 YD RECEIVERS

BY SEAHAWKS: vs. Tampa Bay 11/3/19

378 (pass) R. Wilson, 105 (rush) C. Carson,

152 (rec) T. Lockett, 123 (rec) D. Metcalf

BY OPPONENTS: at Kansas City 10/29/06

312 (pass) D. Huard, 39-155 (rush) L. Johnson,

6-132 (rec) E. Kennison, 6-116 (rec) T. Gonzalez

## FOUR TOUCHDOWNS RUSHING

BY SEAHAWKS: M. Lynch vs. New York Giants 11/9/14

BY OPPONENTS: J. Lewis at Cleveland 11/4/07

## THREE TOUCHDOWNS RUSHING

BY SEAHAWKS: M. Lynch (4) vs. New York Giants 11/9/14

BY OPPONENTS: T. Gurley vs. LA Rams 10/7/18

## TWO TOUCHDOWNS RUSHING

BY SEAHAWKS: R. Wilson vs. New Orleans 9/22/19

BY OPPONENTS: N. Chubb at Cleveland 10/13/19

## FIVE TOUCHDOWN PASSES

BY SEAHAWKS: R. Wilson vs. Tampa Bay 11/3/19

BY OPPONENTS: J. Freeman at Tampa Bay 12/26/10

## FOUR TOUCHDOWN PASSES

BY SEAHAWKS: R. Wilson (5) vs. Tampa Bay 11/3/19

BY OPPONENTS: D. Watson vs. Houston 10/29/17

## THREE TOUCHDOWN PASSES

BY SEAHAWKS: R. Wilson (5) vs. Tampa Bay 11/3/19

BY OPPONENTS: P. Mahomes vs. Kansas City 12/23/18

## FOUR TOUCHDOWN RECEPTIONS

BY SEAHAWKS: Daryl Turner at San Diego 9/15/85

BY OPPONENTS: M. Robinson at Baltimore 11/23/03

# The Last Time Continued...

## THREE TOUCHDOWN RECEPTIONS

BY SEAHAWKS: D. Baldwin at New England 11/13/16  
BY OPPONENTS: A. Gates at San Diego 9/14/14

## TWO TOUCHDOWN RECEPTIONS

BY SEAHAWKS: T. Lockett and J. Hollister vs. TB 11/3/19  
BY OPPONENTS: V. McDonald at Pittsburgh 9/15/19

## PLAYER LED IN BOTH RUSHING AND RECEIVING YDS

BY SEAHAWKS: C. Prosise at New England 11/13/16  
66 (rushing), 87 (receiving)  
BY OPPONENTS: D. Johnson at Arizona 9/29/19  
40 (rushing), 99 (receiving)

## FIVE FIELD GOALS

BY SEAHAWKS: S. Hauschka vs. Baltimore 11/13/11  
BY OPPONENTS: J. Carney vs. San Diego 9/21/97

## FOUR FIELD GOALS

BY SEAHAWKS: S. Hauschka at San Francisco 1/1/17  
BY OPPONENTS: R. Gould at San Francisco 12/16/18

## THREE FIELD GOALS

BY SEAHAWKS: J. Myers vs. Baltimore 10/20/19  
BY OPPONENTS: J. Tucker vs. Baltimore 10/20/19

## TWO 50-YARD FIELD GOALS

BY SEAHAWKS: S. Hauschka at Arizona (52 & 52) 1/3/16  
BY OPPONENTS: Z. Gonzalez vs. Arizona (50 & 55) 12/30/18

## SAFETY

BY SEAHAWKS: K. Chancellor tackle in end zone, at Ari 11/9/17  
BY OPPONENTS: R. Wilson grounding in end zone, vs. LAR 12/17/17

## KICKOFF RETURN TOUCHDOWN

BY SEAHAWKS: T. Lockett vs. Arizona, 99 yds. 12/31/17  
BY OPPONENTS: R. James at SF, 97 yds. 12/16/18

## PUNT RETURN TOUCHDOWN

BY SEAHAWKS: T. Lockett at St. Louis, 57 yds. 9/13/15  
BY OPPONENTS: D. Harris vs. NO, 53 yds. 9/22/19

## INTERCEPTION RETURN TOUCHDOWN

BY SEAHAWKS: J. Clowney at Arizona, 27 yds. 9/29/19  
BY OPPONENTS: M. Peters vs. Baltimore, 67 yds. 10/20/19

## FUMBLE RETURN TOUCHDOWN

BY SEAHAWKS: J. Coleman vs. Minn., 29 yds. 12/10/18  
BY OPPONENTS: M. Humphrey vs. BAL, 18 yds. 10/20/19

## BLOCKED PUNT RETURN TOUCHDOWN

BY SEAHAWKS: M. Morgan vs. Dallas, 25 yards 10/12/14  
BY OPPONENTS: D. Gardeck vs. Arizona, 0 yds. 12/30/18

## BLOCKED FIELD GOAL RETURN TOUCHDOWN

BY SEAHAWKS: R. Sherman vs. SF, 90 yards 12/23/12  
BY OPPONENTS: D. Howell at IND, 61 yards 10/6/13

## FOUR INTERCEPTIONS

BY SEAHAWKS: None  
BY OPPONENTS: Deron Cherry vs. Kansas City 9/29/85

## THREE INTERCEPTIONS

BY SEAHAWKS: M. Trufant vs. Arizona 12/9/07  
BY OPPONENTS: Deron Cherry (4) vs. Kansas City 9/29/85

## TWO INTERCEPTIONS

BY SEAHAWKS: E. Thomas vs. Dallas 9/23/18  
BY OPPONENTS: A. Bouye at Jacksonville 12/10/17

## FOUR SACKS

BY SEAHAWKS: C. Clemons vs. Green Bay 9/24/12  
BY OPPONENTS: L. O'Neal vs. San Diego 10/22/95

## THREE SACKS

BY SEAHAWKS: M. Bennett (3.5) at San Francisco 10/22/15  
BY OPPONENTS: K. Fackrell vs. Green Bay 11/15/18

## 10+ PUNTS

BY SEAHAWKS: 10, J. Ryan at Chicago 10/17/10  
BY OPPONENTS: 10, P. O'Donnell vs. Chicago 9/27/15

## PUNT BLOCKED

BY SEAHAWKS: D. Moore at Cleveland 10/13/19  
BY OPPONENTS: C. Malveaux vs. Arizona 12/30/18

## FIELD GOAL BLOCKED

BY SEAHAWKS: B. Wagner vs. Minnesota 12/10/18  
BY OPPONENTS: R. Gunter vs. Arizona 12/24/16

## PAT BLOCKED

BY SEAHAWKS: J. Lane at Arizona 11/9/17  
BY OPPONENTS: C. Jones at San Francisco 1/1/17

## PAT MISSED

BY SEAHAWKS: J. Myers vs. Tampa Bay 11/3/19  
BY OPPONENTS: A. Seibert at Cleveland 10/13/19

## FAKE PAT KICK

BY SEAHAWKS: Feagles vs. Oakland, no good 12/16/00  
BY OPPONENTS: None

## FAKE PUNT

BY SEAHAWKS: at Detroit, successful 10/28/18  
BY OPPONENTS: vs. Los Angeles, unsuccessful 12/15/16

## FAKE FIELD GOAL

BY SEAHAWKS: vs. Atlanta, unsuccessful 11/20/17  
BY OPPONENTS: vs. Pittsburgh, unsuccessful 11/29/15

## ONSIDE KICK

BY SEAHAWKS: at LA Rams, unsuccessful 11/11/18  
BY OPPONENTS: at Atlanta, unsuccessful 10/27/19

## TWO POINT CONVERSION

BY SEAHAWKS: vs. Tampa Bay, successful 11/3/19  
BY OPPONENTS: at Atlanta, unsuccessful 10/27/19

# Seahawks Game-by-Game

	9/8	9/15	9/22	9/29	10/3	10/13	10/20	10/27	11/3	11/11	11/24	12/2	12/8	12/15	12/22	12/29
	Cin	at Pit	NO	at Ari	LAR	at Cle	Balt	at Atl	TB	at SF	at Phi	Min	at LAR	at Car	Ari	SF
Points	21	28	27	27	30	32	16	27	40							
1 Qtr	0	0	7	10	7	6	0	3	7							
2 Qtr	14	7	0	10	7	12	13	21	6							
3 Qtr	0	14	0	0	7	7	0	0	8							
4 Qtr	7	7	20	7	9	7	3	3	13							
OT	-	-	-	-	-	-	-	-	6							
First Down	12	25	26	21	25	29	20	18	31							
Rush	4	8	5	9	10	8	8	9	4							
Pass	6	15	18	10	12	17	10	9	23							
Penalty	2	2	3	2	3	4	2	0	4							
3rd Down Eff	4/12	5/13	5/14	4/10	3/10	6/13	10/17	3/9	2/8							
Percent	33%	38%	36%	40%	30%	46%	59%	33%	25%							
4th Down Eff	0/0	1/1	1/4	0/0	1/1	0/0	0/0	0/0	0/0							
Percent	-	100%	25%	-	100%	-	-	-	-							
Total Net Yds	233	425	515	340	429	454	347	322	492							
Plays	49	72	76	59	67	74	68	55	68							
Avg	4.8	5.9	6.8	5.8	6.4	6.1	5.1	5.9	7.2							
Net Yds Rush	72	151	109	115	167	170	106	151	145							
Plays	25	33	26	27	43	38	26	33	22							
Avg	2.9	4.6	4.2	4.3	3.9	4.5	4.1	4.6	6.6							
Net Yds Pass	161	274	406	225	262	284	241	171	347							
Sack/loss	4/35	4/26	0/0	4/15	1/6	3/11	1/0	2/11	3/31							
Gross Yds	196	300	406	240	268	295	241	182	378							
Att/Comp	20/14	35/29	50/32	28/22	23/17	33/23	41/20	20/14	43/29							
Int	0	0	0	0	0	0	1	0	0							
Avg	6.7	7.0	8.1	7.0	10.9	7.9	5.7	7.8	7.5							
Punts/Avg	8/47.0	4/51.3	4/41.3	4/42.8	4/47.5	4/39.0	3/51.3	4/49.8	3/55.3							
Blocked	0	0	0	0	0	0	0	0	0							
Punt Ret/Yds	0/0	2/10	3/12	2/-3	1/0	0/0	2/12	0/0	2/15							
Kickoff Ret/Yds	1/21	2/23	2/47	1/21	1/33	1/21	3/58	1/21	0/0							
Int Ret/Yds	0/0	1/0	0/0	1/27	1/0	3/18	0/0	1/1	0/0							
Penalties/Yds	1/10	10/93	7/53	7/65	5/45	10/65	2/18	9/60	4/45							
Fumbles/Lost	1/1	2/2	1/1	3/0	1/1	1/1	1/1	0/0	2/1							
Touchdowns	3	4	4	3	4	4	1	3	5							
Rush	1	1	2	1	0	2	0	1	0							
Pass	2	3	2	1	4	2	1	2	5							
Returns	0	0	0	0	0	0	0	0	0							
Defense	0	0	0	1	0	0	0	0	0							
Safeties	0	0	0	0	0	0	0	0	0							
1 Pt PAT/Att	3/3	4/4	3/3	3/3	3/3	2/3	1/1	3/3	2/3							
2 Pt PAT/Att	0/0	0/0	0/0	0/0	0/1	0/1	0/0	0/0	1/1							
FG/Att	0/0	0/1	0/0	2/2	1/2	2/2	3/4	2/2	2/4							
Time of Poss	24:10	35:46	31:33	33:24	35:18	33:41	30:06	29:13	28:13							
Take/Give Ratio	3/1	1/2	1/1	1/0	2/1	4/1	0/2	3/0	1/1							
Avg Drive Start	Sea31	Sea26	Sea 24	Sea28	Sea29	Sea32	Sea25	Sea35	Sea31							

# Opponent Game-by-Game

	9/8	9/15	9/22	9/29	10/3	10/13	10/20	10/27	11/3	11/11	11/24	12/2	12/8	12/15	12/22	12/29
	Cin	at Pit	NO	at Ari	LAR	at Cle	Balt	at Atl	TB	at SF	at Phi	Min	at LAR	at Car	Ari	SF
Points	20	26	33	10	29	28	30	20	34							
1 Qtr	3	0	7	0	6	14	3	0	14							
2 Qtr	14	10	13	3	7	6	10	0	7							
3 Qtr	0	3	7	0	13	0	7	11	3							
4 Qtr	3	13	6	7	3	8	10	9	10							
OT	-	-	-	-	-	-	-	-	0							
First Down	22	17	15	20	24	21	14	30	29							
Rush	1	5	4	6	5	7	9	4	7							
Pass	18	10	9	12	18	12	5	24	19							
Penalty	3	2	2	2	1	2	0	2	3							
3rd Down Eff	6/15	3/11	3/11	3/9	3/11	3/8	5/13	3/9	6/14							
Percent	40%	27%	27%	33%	27%	38%	38%	33%	43%							
4th Down Eff	0/1	0/0	1/1	0/0	0/0	2/3	1/1	1/1	1/1							
Percent	0%	-	100%	-	-	67%	100%	100%	100%							
Total Net Yds	429	261	265	321	477	406	340	512	418							
Plays	70	51	50	59	67	61	56	71	72							
Avg	6.1	5.1	5.3	5.4	7.1	6.7	6.1	7.2	5.8							
Net Yds Rush	34	81	88	115	82	157	199	69	99							
Plays	14	16	23	23	18	24	35	17	26							
Avg	2.4	5.1	3.8	5.0	4.6	6.5	5.7	4.1	3.8							
Net Yds Pass	395	180	177	206	395	249	141	443	319							
Sack/loss	5/23	1/7	0/0	4/35	0/0	0/0	1/2	2/17	2/16							
Gross Yds	418	187	177	241	395	249	143	460	335							
Att/Comp	51/35	34/20	27/19	32/22	49/29	37/22	20/9	52/39	44/29							
Int	0	1	0	1	1	3	0	1	0							
Avg	7.1	5.1	6.6	5.7	8.1	6.7	6.7	8.2	6.9							
Punts/Avg	4/44.3	5/44.8	6/54.0	3/47.0	3/51.0	2/30.5	3/44.0	1/36.0	4/40.3							
Blocked	0	0	0	0	0	1	0	0	0							
Punt Ret/Yds	4/34	2/12	3/53	1/1	2/16	1/5	2/8	3/8	3/32							
Kickoff Ret/Yds	0/0	0/0	3/60	0/0	0/0	2/102	3/21	1/22	3/78							
Int Ret/Yds	0/0	0/0	0/0	0/0	0/0	0/0	1/67	0/0	0/0							
Penalties/Yds	7/57	5/78	11/70	7/44	6/45	9/83	8/75	5/40	11/82							
Fumbles/Lost	4/3	1/0	1/1	0/0	1/1	1/1	1/0	2/2	1/1							
Touchdowns	2	3	5	1	3	4	3	2	4							
Rush	0	1	1	1	2	3	1	1	2							
Pass	2	2	2	0	1	1	0	1	2							
Returns	0	0	1	0	0	0	0	0	0							
Defense	0	0	1	0	0	0	2	0	0							
Safeties	0	0	0	0	0	0	0	0	0							
1 Pt PAT/Att	2/2	2/2	3/4	1/1	2/2	2/3	3/3	0/0	4/4							
2 Pt PAT/Att	0/0	0/1	0/1	0/0	0/1	1/1	0/0	1/2	0/0							
FG/Att	2/2	2/2	0/0	1/3	3/4	0/0	3/3	2/4	2/3							
Time of Poss	35:50	24:14	28:27	26:36	24:42	26:19	29:54	30:47	35:25							
Take/Give Ratio	1/3	2/1	1/1	0/1	1/2	1/4	2/0	0/3	1/1							
Avg Drive Start	Cin28	Pit35	NO29	Ari22	LAR26	Cle36	Bal24	Atl22	TB31							



# Drive Chart

## Seahawks Drives Ended By...

Date	Teams	Drives	3/Out	TD	FG	FGA	Pnt	Dwn	Trn	Saf	Clk	Points	Pts/Drv	Eff
9/8	Seattle	14	9	3	0	0	8	0	1	0	2	21	1.5	0.214
	Cincinnati	12	3	2	2	3	4	1	2	0	0	20	1.7	0.333
9/15	Seattle	12	3	4	0	1	4	0	2	0	1	28	2.3	0.333
	at Pittsburgh	11	4	3	2	2	5	0	1	0	0	26	2.4	0.455
9/22	Seattle	13	4	4	0	0	4	3	1	0	1	27	2.1	0.308
	New Orleans	9	3	3	0	0	6	0	0	0	0	20	2.2	0.333
9/29	Seattle	8	1	2	2	2	4	0	0	0	0	20	2.5	0.500
	at Arizona	10	4	1	1	3	3	0	1	0	2	10	1.0	0.200
10/3	Seattle	13	4	4	1	2	4	0	1	0	2	30	2.3	0.385
	L.A. Rams	12	4	3	3	4	3	0	2	0	0	29	2.4	0.500
10/13	Seattle	12	3	4	2	2	4	0	1	0	1	32	2.7	0.500
	at Cleveland	12	3	4	0	0	2	1	4	0	1	28	2.3	0.333
10/20	Seattle	10	2	1	3	4	3	0	2	0	0	16	1.6	0.400
	Baltimore	8	2	1	3	3	3	0	0	0	1	16	2.0	0.500
10/27	Seattle	10	4	3	2	2	4	0	0	0	1	27	2.7	0.500
	at Atlanta	10	0	2	2	4	1	0	3	0	0	20	2.0	0.400
11/3	Seattle	13	2	5	2	4	3	0	1	0	0	40	3.1	0.538
	Tampa Bay	12	4	4	2	3	4	0	1	0	0	34	2.8	0.500
11/11	Seattle													
	at San Fran.													
11/24	Seattle													
	at Philadelphia													
12/2	Seattle													
	Minnesota													
12/8	Seattle													
	at L.A. Rams													
12/15	Seattle													
	at Carolina													
12/22	Seattle													
	Arizona													
12/29	Seattle													
	San Francisco													
<b>Totals</b>	<b>Seahawks</b>	<b>105</b>	<b>32</b>	<b>30</b>	<b>12</b>	<b>17</b>	<b>38</b>	<b>3</b>	<b>9</b>	<b>0</b>	<b>8</b>	<b>241</b>	<b>2.3</b>	<b>0.400</b>
	<b>Opponents</b>	<b>96</b>	<b>27</b>	<b>23</b>	<b>15</b>	<b>22</b>	<b>31</b>	<b>2</b>	<b>14</b>	<b>0</b>	<b>4</b>	<b>203</b>	<b>2.1</b>	<b>0.396</b>

# Drive Breakdown

## *Seahawks Longest Drives*

### Most Plays

Date	Opponent	# of Plays	Net Yards	Time	Result
09/29/19	at Arizona	15	75	8:08	Touchdown
10/20/19	vs. Baltimore	14	79	4:58	Field Goal
10/03/19	vs. L.A. Rams	12	75	6:51	Touchdown
09/15/19	at Pittsburgh	12	75	6:04	Touchdown
09/15/19	at Pittsburgh	12	41	5:34	End of Game

### Most Net Yards

Date	Opponent	Net Yards	# of Plays	Time	Result
10/13/19	at Cleveland	88	8	1:07	Touchdown
11/03/19	vs. Tampa Bay	85	5	2:46	Touchdown
10/20/19	vs. Baltimore	83	11	6:00	Touchdown
09/22/19	vs. New Orleans	82	11	1:42	Touchdown
10/20/19	vs. Baltimore	79	14	4:58	Field Goal

### Longest Time of Possession

Date	Opponent	Time	Net Yards	# of Plays	Result
09/29/19	at Arizona	8:08	75	15	Touchdown
10/03/19	vs. L.A. Rams	6:51	75	12	Touchdown
10/27/19	at Atlanta	6:50	58	10	Field Goal
09/15/19	at Pittsburgh	6:04	75	12	Touchdown
10/20/19	vs. Baltimore	6:00	83	11	Touchdown

## *Opponents Longest Drives*

### Most Plays

Date	Team	# of Plays	Net Yards	Time	Result
10/20/19	vs. Baltimore	13	86	9:00	Field Goal
09/08/19	vs. Cincinnati	13	67	7:53	Field Goal
09/08/19	vs. Cincinnati	13	51	7:38	Field Goal
09/22/19	vs. New Orleans	12	75	7:16	Touchdown
09/15/19	at Pittsburgh	12	75	6:40	Touchdown

### Most Net Yards

Date	Team	Net Yards	# of Plays	Time	Result
10/13/19	at Cleveland	92	3	1:25	Touchdown
10/20/19	vs. Baltimore	86	13	9:00	Field Goal
10/27/19	at Atlanta	85	8	3:26	Fumble
09/29/19	at Arizona	80	8	3:11	Touchdown
10/20/19	vs. Baltimore	77	8	4:41	Field Goal

### Longest Time of Possession

Date	Team	Time	Net Yards	# of Plays	Result
10/20/19	vs. Baltimore	9:00	86	13	Field Goal
09/08/19	vs. Cincinnati	7:53	67	13	Field Goal
09/08/19	vs. Cincinnati	7:38	51	13	Field Goal
09/22/19	vs. New Orleans	7:16	75	12	Touchdown
09/15/19	at Pittsburgh	6:40	75	12	Touchdown

# Inside 20

Date	Teams	Scores/ Trips	TD	FG/ Att	Points	Int	Fum	Downs	Clock
9/8	Seattle	2 / 2	2	0 / 0	14	0	0	0	0
	Cincinnati	2 / 3	0	2 / 2	6	0	1	0	0
9/15	Seattle	2 / 2	2	0 / 0	14	0	0	0	0
	at Pittsburgh	4 / 4	3	1 / 1	23	0	0	0	0
9/22	Seattle	4 / 5	4	0 / 0	27	0	0	1	0
	New Orleans	2 / 2	2	0 / 0	13	0	0	0	0
9/29	Seattle	4 / 4	2	2 / 2	20	0	0	0	0
	at Arizona	2 / 3	1	1 / 1	10	0	0	0	1
10/3	Seattle	4 / 4	3	1 / 1	23	0	0	0	0
	L.A. Rams	5 / 5	3	2 / 2	26	0	0	0	0
10/13	Seattle	6 / 7	4	2 / 2	32	0	0	0	1
	at Cleveland	3 / 5	3	0 / 0	21	1	0	1	0
10/20	Seattle	4 / 4	1	3 / 3	16	0	0	0	0
	Baltimore	4 / 4	1	3 / 3	16	0	0	0	0
10/27	Seattle	3 / 3	3	0 / 0	21	0	0	0	0
	at Atlanta	2 / 3	1	1 / 1	9	0	1	0	0
11/3	Seattle	6 / 6	4	2 / 2	33	0	0	0	0
	Tampa Bay	4 / 4	4	0 / 0	28	0	0	0	0
11/11	Seattle								
	at San Fran.								
11/24	Seattle								
	at Philadelphia								
12/2	Seattle								
	Minnesota								
12/8	Seattle								
	at L.A. Rams								
12/15	Seattle								
	at Carolina								
12/22	Seattle								
	Arizona								
12/29	Seattle								
	San Francisco								
<b>Totals</b>	<b>Seahawks</b>	<b>35 / 37</b>	<b>25</b>	<b>10 / 10</b>	<b>200</b>	<b>0</b>	<b>0</b>	<b>1</b>	<b>1</b>
	<b>Opponents</b>	<b>28 / 33</b>	<b>18</b>	<b>10 / 10</b>	<b>152</b>	<b>1</b>	<b>2</b>	<b>1</b>	<b>1</b>

# Third Down Efficiency

*Yards to go...*

Date	Teams	1	2	3	4	5	6	7	8	9	10+	Total	Pct.
9/8	Seattle	1 / 1	0 / 0	0 / 0	0 / 0	1 / 2	0 / 0	2 / 2	0 / 0	0 / 2	0 / 5	4 / 12	33%
	Cincinnati	0 / 1	0 / 0	1 / 1	1 / 1	1 / 4	1 / 1	1 / 3	1 / 2	0 / 0	0 / 2	6 / 15	40%
9/15	Seattle	0 / 1	1 / 1	2 / 2	0 / 0	0 / 0	0 / 0	0 / 0	0 / 1	0 / 0	2 / 8	5 / 13	38%
	at Pittsburgh	1 / 1	0 / 0	0 / 1	0 / 0	1 / 2	0 / 1	0 / 0	1 / 2	0 / 1	0 / 3	3 / 11	27%
9/22	Seattle	1 / 2	1 / 2	0 / 1	0 / 1	1 / 3	0 / 1	0 / 0	0 / 0	1 / 1	1 / 3	5 / 14	36%
	New Orleans	0 / 1	0 / 0	0 / 2	2 / 3	1 / 2	0 / 0	0 / 0	0 / 0	0 / 0	0 / 3	3 / 11	27%
9/29	Seattle	0 / 0	2 / 2	0 / 0	1 / 2	0 / 1	0 / 1	0 / 0	0 / 0	0 / 1	1 / 3	4 / 10	40%
	at Arizona	0 / 0	0 / 0	1 / 1	0 / 1	0 / 0	0 / 0	0 / 0	2 / 3	0 / 1	0 / 3	3 / 9	33%
10/3	Seattle	1 / 2	0 / 1	0 / 0	0 / 0	0 / 0	1 / 1	1 / 1	0 / 1	0 / 0	0 / 4	3 / 10	30%
	L.A. Rams	1 / 1	0 / 0	0 / 0	0 / 0	0 / 0	0 / 3	0 / 1	1 / 1	0 / 1	1 / 4	3 / 11	27%
10/13	Seattle	1 / 2	1 / 2	0 / 1	0 / 0	2 / 2	1 / 1	1 / 1	0 / 1	0 / 1	0 / 2	6 / 13	46%
	at Cleveland	1 / 2	0 / 1	0 / 0	1 / 1	0 / 0	1 / 1	0 / 1	0 / 0	0 / 1	0 / 1	3 / 8	38%
10/20	Seattle	3 / 3	1 / 2	1 / 1	2 / 3	1 / 2	0 / 1	0 / 0	0 / 0	1 / 2	1 / 3	10 / 17	59%
	Baltimore	0 / 0	0 / 1	1 / 1	0 / 0	1 / 2	0 / 0	1 / 2	1 / 2	0 / 1	1 / 4	5 / 13	38%
10/27	Seattle	1 / 1	0 / 0	1 / 2	0 / 0	0 / 0	0 / 1	0 / 0	0 / 0	0 / 1	1 / 4	3 / 9	33%
	at Atlanta	0 / 1	0 / 0	0 / 0	1 / 1	1 / 2	0 / 0	1 / 2	0 / 0	0 / 0	0 / 3	3 / 9	33%
11/3	Seattle	1 / 1	0 / 0	0 / 0	0 / 1	0 / 3	1 / 1	0 / 0	0 / 0	0 / 0	0 / 2	2 / 8	25%
	Tampa Bay	1 / 1	0 / 0	2 / 2	0 / 0	0 / 2	1 / 2	0 / 0	0 / 1	0 / 0	2 / 6	6 / 14	43%
11/11	Seattle												
	at San Fran.												
11/24	Seattle												
	at Philadelphia												
12/2	Seattle												
	Minnesota												
12/8	Seattle												
	at L.A. Rams												
12/15	Seattle												
	at Carolina												
12/22	Seattle												
	Arizona												
12/29	Seattle												
	San Francisco												
<b>Totals</b>	<b>Seahawks</b>	<b>9 / 13</b>	<b>6 / 10</b>	<b>4 / 7</b>	<b>3 / 7</b>	<b>5 / 13</b>	<b>3 / 7</b>	<b>4 / 4</b>	<b>0 / 3</b>	<b>2 / 8</b>	<b>6 / 34</b>	<b>42 / 106</b>	<b>40%</b>
	<b>Opponents</b>	<b>4 / 8</b>	<b>0 / 2</b>	<b>5 / 8</b>	<b>5 / 7</b>	<b>5 / 14</b>	<b>3 / 8</b>	<b>3 / 9</b>	<b>6 / 11</b>	<b>0 / 5</b>	<b>4 / 29</b>	<b>35 / 101</b>	<b>35%</b>

# Passer Ratings

Date	Teams	Attempts	Completions	Pct.	Yards	TD	INT	Rating
9/8	Seattle	20	14	70%	195	2	0	134.4
	Cincinnati	51	35	69%	418	2	0	106.5
9/15	Seattle	35	29	83%	300	3	0	131.0
	at Pittsburgh	34	20	59%	187	2	1	81.4
9/22	Seattle	50	32	64%	406	2	0	102.6
	New Orleans	27	19	70%	177	2	0	112.7
9/29	Seattle	28	22	79%	240	1	0	114.3
	at Arizona	32	22	69%	241	0	1	77.7
10/3	Seattle	23	17	74%	268	4	0	151.8
	L.A. Rams	49	29	59%	395	1	1	83.3
10/13	Seattle	33	23	70%	295	2	0	117.6
	at Cleveland	37	22	59%	249	1	3	54.9
10/20	Seattle	41	20	49%	241	1	1	65.2
	Baltimore	20	9	45%	143	0	0	69.4
10/27	Seattle	20	14	70%	182	2	0	131.7
	at Atlanta	52	39	75%	460	1	1	99.8
11/3	Seattle	43	29	67%	378	5	0	133.7
	Tampa Bay	44	29	66%	335	2	0	103.9
11/11	Seattle							
	at San Fran.							
11/24	Seattle							
	at Philadelphia							
12/2	Seattle							
	Minnesota							
12/8	Seattle							
	at L.A. Rams							
12/15	Seattle							
	at Carolina							
12/22	Seattle							
	Arizona							
12/29	Seattle							
	San Francisco							
<b>Totals</b>	<b>Seahawks</b>	<b>293</b>	<b>200</b>	<b>68%</b>	<b>2505</b>	<b>22</b>	<b>1</b>	<b>118.2</b>
	<b>Opponents</b>	<b>346</b>	<b>224</b>	<b>65%</b>	<b>2605</b>	<b>11</b>	<b>7</b>	<b>89.6</b>

# Superlatives

Overall	7-2	When Leading at Halftime	3-0
Home	3-2	When Trailing at Halftime	4-1
Road	4-0	When Leading After 3 Quarters	4-0
		When Trailing After 3 Quarters	3-2
		When Tied After 3 Quarters	0-0
By Month			
September	3-1		
October	3-1	When Scoring...	
November	1-0	First	2-0
December	0-0	Less than 20	0-1
January	0-0	20+	7-1
Turf		When Outrushing Opponents	6-1
Artificial	4-2		
Natural	3-0	When + in Time of Possession	4-2
		When - in Time of Possession	3-0
Indoors	1-0	When = in Time of Possession	0-0
Vs. AFC	3-1	When + in Takeaway/Giveaway	5-0
North	3-1	When - in Takeaway/Giveaway	1-1
West	0-0	When = in Takeaway/Giveaway	1-1
East	0-0		
South	0-0	With a 100-Yard Rusher	4-0
		With a 100-Yard Receiver	2-1
Vs. NFC	4-1	With a 300-Yard Passer	2-1
North	0-0		
West	2-0	Versus a 100-Yard Rusher	1-1
East	0-0	Versus a 100-Yard Receiver	5-0
South	2-1	Versus a 300-Yard Passer	4-0

## Weekly Team Rankings

### NFL

Week	OFFENSE			DEFENSE		
	Total	Rush	Pass	Total	Rush	Pass
1	29	25	29	23	4	31
2	24	14	23	16	4	26
3	9	15	10	11	4	16
4	13	16	12	8	6	17
5	7	12	8	14	4	26
6	5	9	8	20	11	23
7	5	12	10	16	17	19
8	9	9	13	23	16	27
9	4	8	9	25	13	28
10						
11						
12						
13						
14						
15						
16						
17						

### NFC

Week	OFFENSE			DEFENSE		
	Total	Rush	Pass	Total	Rush	Pass
1	15	13	14	12	2	15
2	12	6	12	9	2	13
3	4	8	5	6	2	9
4	8	8	7	6	5	9
5	4	6	5	8	3	12
6	3	4	5	9	6	10
7	2	6	7	8	9	9
8	6	4	8	11	9	13
9	2	5	6	12	8	13
10						
11						
12						
13						
14						
15						
16						
17						

T = Tied for position

*Italics = Bye week*



# Individual Highs

SCORING		
POINTS	<i>(non kicker)</i>	
	Seahawks:	12 6 times (Last: Lockett & Hollister vs. TB) 11/3
	Opponents:	12 5 times (Last: N. Chubb at Cle) 10/13
LONGEST TD	Seahawks:	53 D. Metcalf vs. Tampa Bay 11/3
	Opponents:	67 M. Peters vs. Baltimore (Int. ret.) 10/20
RUSHING		
ATTEMPTS	Seahawks:	27 C. Carson vs. LA Rams 10/3
	Opponents:	20 N. Chubb at Cleveland 10/13
YARDS	Seahawks:	124 C. Carson at Cleveland 10/13
	Opponents:	122 N. Chubb at Cleveland 10/13
LONGEST, NO TD	Seahawks:	59 C. Carson vs. Tampa Bay 11/3
	Opponents:	52 N. Chubb at Cleveland 10/13
TOUCHDOWNS	Seahawks:	2 R. Wilson vs. New Orleans 9/22
	Opponents:	2 2 times (Last: N. Chubb at Cle) 10/13
LONGEST TD	Seahawks:	37 R. Penny at Pittsburgh 9/15
	Opponents:	23 B. Hill at Atlanta 10/27
PASSING		
ATTEMPTS	Seahawks:	50 R. Wilson vs. New Orleans 9/22
	Opponents:	52 M. Schaub at Atlanta 10/27
COMPLETIONS	Seahawks:	32 R. Wilson vs. New Orleans 9/22
	Opponents:	39 M. Schaub at Atlanta 10/27
YARDS	Seahawks:	406 R. Wilson vs. New Orleans 9/22
	Opponents:	460 M. Schaub at Atlanta 10/27
COMPLETION PCT.	Seahawks:	82.9 R. Wilson at Pittsburgh 9/15
	Opponents:	75.0 M. Schaub at Atlanta 10/27
LONGEST, NO TD	Seahawks:	54 R. Wilson vs. New Orleans 9/22
	Opponents:	50 L. Jackson vs. Baltimore 10/20
PASSER RATING	Seahawks:	151.8 R. Wilson vs. LA Rams 10/3
	Opponents:	112.7 T. Bridgewater vs. New Orleans 9/22
TOUCHDOWNS	Seahawks:	5 R. Wilson vs. Tampa Bay 11/3
	Opponents:	2 4 times (Last: J. Winston vs. TB) 11/3
LONGEST TD	Seahawks:	53 R. Wilson vs. Tampa Bay 11/3
	Opponents:	55 A. Dalton vs. Cincinnati 9/8
INTERCEPTIONS	Seahawks:	1 R. Wilson vs. Baltimore 10/20
	Opponents:	3 B. Mayfield at Cleveland 10/13
RECEIVING		
RECEPTIONS	Seahawks:	13 T. Lockett vs. Tampa Bay 11/3
	Opponents:	12 M. Evans vs. Tampa Bay 11/3

YARDS	Seahawks:	154 T. Lockett vs. New Orleans 9/22
	Opponents:	180 M. Evans vs. Tampa Bay 11/3
LONGEST, NO TD	Seahawks:	54 D. Metcalf vs. New Orleans 9/22
	Opponents:	50 M. Boykin vs. Baltimore 10/20
TOUCHDOWNS	Seahawks:	2 5 times (Last: Lockett & Hollister vs. TB) 11/3
	Opponents:	2 2 times (Last: V. McDonald at Pit) 9/15
LONGEST TD	Seahawks:	53 D. Metcalf vs. Tampa Bay 11/3
	Opponents:	55 J. Ross vs. Cincinnati 9/8
INTERCEPTIONS		
INTERCEPTIONS	Seahawks:	1 7 times (Last: M. Kendricks at Atl) 10/27
	Opponents:	1 M. Peters vs. Baltimore 10/20
YARDS	Seahawks:	27 J. Clowney at Arizona 9/29
	Opponents:	67 M. Peters vs. Baltimore 10/20
LONGEST	Seahawks:	27t J. Clowney at Arizona 9/29
	Opponents:	67t M. Peters vs. Baltimore 10/20
TOUCHDOWNS	Seahawks:	1 J. Clowney at Arizona 9/29
	Opponents:	1 M. Peters vs. Baltimore 10/20
PUNT RETURNS		
RETURNS	Seahawks:	3 T. Lockett vs. New Orleans 9/22
	Opponents:	4 A. Erickson vs. Cincinnati 9/8
FAIR CATCHES	Seahawks:	2 3 times (Last: T. Lockett vs. TB) 11/3
	Opponents:	3 A. Erickson vs. Cincinnati 9/8
YARDS	Seahawks:	15 T. Lockett vs. Tampa Bay 11/3
	Opponents:	53 D. Harris vs. New Orleans 9/22
LONGEST	Seahawks:	10 T. Lockett at Pittsburgh 9/15
	Opponents:	53t D. Harris vs. New Orleans 9/22
TOUCHDOWNS	Seahawks:	None
	Opponents:	1 D. Harris vs. New Orleans 9/22
KICKOFF RETURNS		
RETURNS	Seahawks:	3 T. Lockett vs. Baltimore 10/20
	Opponents:	3 T. Logan vs. Tampa Bay 11/3
YARDS	Seahawks:	58 T. Lockett vs. Baltimore 10/20
	Opponents:	102 D. Hilliard at Cleveland 10/13
LONGEST	Seahawks:	33 T. Lockett vs. LA Rams 10/3
	Opponents:	74 D. Hilliard at Cleveland 10/13
TOUCHDOWNS	Seahawks:	None
	Opponents:	None

## Top Performances

## Seattle:

100 Yards Rushing							
Player	Game	Date	Att.	Yds	Avg.	LG	TD
Chris Carson	at Cle	10/13	24	124	5.2	25	1
Chris Carson	vs. LAR	10/3	27	118	4.4	14	0
Chris Carson	vs. TB	11/3	16	105	6.6	59	0
Chris Carson	at Ari	9/29	22	104	4.7	12	0
300 Yards Passing							
Player	Game	Date	Att.	Comp.	Yds.	TD	Int
Russell Wilson	vs. NO	9/22	50	32	406	2	0
Russell Wilson	vs. TB	11/3	43	29	378	5	0
Russell Wilson	at Pit	9/15	35	29	300	3	0
100 Yards Receiving							
Player	Game	Date	No.	Yds.	LG	TD	
Tyler Lockett	vs. NO	9/22	11	154	54	1	
Tyler Lockett	vs. TB	11/3	13	152	30	2	
DK Metcalf	vs. TB	11/3	6	123	53t	1	
Tyler Lockett	at Atl	10/27	6	100	20	0	
Multi-Sack Games							
Player	Game	Date	No.				
Quinton Jefferson	vs. Cin	9/8	2.0				
Mychal Kendricks	at Ari	9/29	2.0				

### Opponents:

100 Yards Rushing							
Player	Game	Date	Att.	Yds	Avg.	LG	TD
Nick Chubb	at Cle	10/13	20	122	6.1	52	2
Lamar Jackson	vs. Bal	10/20	14	116	8.3	30	1
300 Yards Passing							
Player	Game	Date	Att.	Comp.	Yds.	TD	Int
Matt Schaub	at Atl	10/27	52	39	460	1	1
Andy Dalton	vs. Cin	9/8	51	35	418	2	0
Jared Goff	vs. LAR	10/3	49	29	395	1	1
Jameis Winston	vs. TB	11/3	44	29	335	2	0
100 Yards Receiving							
Player	Game	Date	No.	Yds.	LG	TD	
Mike Evans	vs. TB	11/3	12	180	25	1	
John Ross III	vs. Cin	9/8	7	158	55t	2	
Julio Jones	at Atl	10/27	6	152	25	0	
Gerald Everett	vs. LAR	10/3	7	136	32	0	
Cooper Kupp	vs. LAR	10/3	9	117	26	1	
Odell Beckham Jr.	at Cle	10/13	6	101	41	0	
Multi-Sack Games							
Player	Game	Date	No.				
Stephon Tuitt	at Pit	9/15	2.5				
Sam Hubbard	vs. Cin	9/8	2.0				
Myles Garrett	at Cle	10/13	2.0				
Terrell Suggs	at Ari	9/29	1.5				

# Offensive Starters

[illegible]

## Defensive Starters

[illegible]

# Miscellaneous Statistics

## DRIVE ENGINEERING

QB	Drives			Drives Ended By...							POINTS	POINTS	DRIVE
	Started	TD	FG	FGA	Punt	Down	Trn	Saf	Gm	Hlf	Yld	Drive	Eff
R. Wilson	105	30	12	17	38	3	9	0	5	3	241	2.3	0.400
SEATTLE	105	30	12	17	38	3	9	0	5	3	241	2.3	0.400
OPPONENTS	96	23	15	22	31	2	14	0	2	2	203	2.1	0.396

## YARDS GAINED BY DOWN

TEAM	1st Down			2nd Down			3rd Down			4th Down			Season		
	Att	Yds	Avg	Att	Yds	Avg	Att	Yds	Avg	Att	Yds	Avg	Att	Yds	Avg
SEATTLE	275	1430	5.2	201	1297	6.5	106	702	6.6	6	27	4.5	588	3456	5.9
OPPONENTS	262	1602	6.1	186	1134	6.1	101	579	5.7	8	54	6.8	557	3369	6.0

## FIRST DOWN TENDENCIES

TEAM	Rushing			Passing			Overall			Times Gained...			
	Plays	Yds	Avg	Plays	Yds	Avg	Plays	Yds	Avg	10+	5+	0	Neg
SEATTLE	146	500	3.4	129	930	7.2	275	1430	5.2	137	136	112	67
OPPONENTS	107	400	3.7	155	1202	7.8	262	1602	6.1	131	132	141	42

## THIRD DOWN EFFICIENCY

	3rd Down Situation											
TEAM	1	2	3	4	5	6	7	8	9	10+	TOTAL	PCT
SEATTLE	9 / 13	6 / 10	4 / 7	3 / 7	5 / 13	3 / 7	4 / 4	0 / 3	2 / 8	6 / 34	42 / 106	39.6%
OPPONENTS	4 / 8	0 / 2	5 / 8	5 / 7	5 / 14	3 / 8	3 / 9	6 / 11	0 / 5	4 / 29	35 / 101	34.7%

## INSIDE THE 20

	NO	TD	FG	FGA	Int	Fmb	Down	Game	Half	Points
SEATTLE	37	25	10	10	0	0	1	1	0	200
OPPONENTS	33	18	10	10	1	2	1	1	0	152

## GOAL-TO-GO

	NO	TD	FG	FGA	Int	Fmb	Down	Game	Half	Points
SEATTLE	20	16	3	3	0	0	0	1	0	119
OPPONENTS	18	13	2	2	0	1	1	1	0	94

## TAKEAWAYS / GIVEAWAYS

	NO	Resulting in...	TD	FG	FGA	Saf	Int	Fmb	Punt	Down	Gm	Half	Points
TAKEAWAYS	16		5	2	3	0	0	0	4	1	2	1	40
	NO	Resulting in...	TD	FG	FGA	Saf	Int	Fmb	Punt	Down	Gm	Half	Points
GIVEAWAYS	9		5	1	1	0	0	2	0	1	0	0	37

# Takeaways/Giveaways

Date	Opponent	Takeaways		Giveaways		+/-
		Fumbles	Interceptions	Fumbles	Interceptions	
9/8	Cincinnati	3	0	1	0	2
9/15	at Pittsburgh	0	1	2	0	- 1
9/22	New Orleans	1	0	1	0	0
9/29	at Arizona	0	1	0	0	1
10/3	L.A. Rams	1	1	1	0	1
10/13	at Cleveland	1	3	1	0	3
10/20	Baltimore	0	0	1	1	- 2
10/27	at Atlanta	2	1	0	0	3
11/3	Tampa Bay	1	0	1	0	0
11/11	at San Francisco					
11/24	at Philadelphia					
12/2	Minnesota					
12/8	at L.A. Rams					
12/15	at Carolina					
12/22	Arizona					
12/29	San Francisco					
<b>Totals</b>		<b>9</b>	<b>7</b>	<b>8</b>	<b>1</b>	<b>7</b>

# Longest Plays

Passes 20+ Yards (Top 5 in bold)		TOP 5	Runs 10+ Yards (Top 5 in bold)	
9/8 vs. Cincinnati			9/8 vs. Cincinnati	
Russell Wilson to Tyler Lockett	44t		Chris Carson	21
Russell Wilson to DK Metcalf	42		Chris Carson	11
Russell Wilson to DK Metcalf	25			
9/15 at Pittsburgh			9/15 at Pittsburgh	
Russell Wilson to Malik Turner	30		Rashaad Penny	37t
Russell Wilson to DK Metcalf	28t		Chris Carson	21
Russell Wilson to Tyler Lockett	22		Chris Carson	16
			Russell Wilson	15
9/22 vs. New Orleans		Russell Wilson	10	
Russell Wilson to DK Metcalf	54	9/22 vs. New Orleans		
Russell Wilson to Tyler Lockett	40	Russell Wilson	18	
Russell Wilson to Tyler Lockett	32	Chris Carson	16	
Russell Wilson to David Moore	29	Russell Wilson	10	
Russell Wilson to Will Dissly	25			
Russell Wilson to Tyler Lockett	24	9/29 at Arizona		
Russell Wilson to C.J. Prosise	21	Chris Carson	12	
9/29 at Arizona		Chris Carson	11	
Russell Wilson to Jaron Brown	32	Chris Carson	10	
Russell Wilson to Tyler Lockett	28			
10/3 vs. Los Angeles Rams		10/3 vs. Los Angeles Rams		
Russell Wilson to DK Metcalf	40t	Chris Carson	14	
Russell Wilson to Will Dissly	38	Chris Carson	13	
Russell Wilson to Rashaad Penny	30	Russell Wilson	12	
Russell Wilson to Will Dissly	25			
Russell Wilson to Jaron Brown	21	10/13 at Cleveland		
10/13 at Cleveland		Chris Carson	25	
Russell Wilson to DK Metcalf	30	Chris Carson	23	
Russell Wilson to Tyler Lockett	22	Russell Wilson	16t	
Russell Wilson to Chris Carson	21	Chris Carson	14	
Russell Wilson to Tyler Lockett	20	Chris Carson	11	
Russell Wilson to Nick Bellore	20	Russell Wilson	11	
10/20 vs. Baltimore		10/20 vs. Baltimore		
Russell Wilson to Jaron Brown	48	C.J. Prosise	17	
Russell Wilson to DK Metcalf	37	Russell Wilson	11	
Russell Wilson to Tyler Lockett	33			
Russell Wilson to Malik Turner	24	10/27 at Atlanta		
10/27 at Atlanta		Chris Carson	19	
Russell Wilson to David Moore	23	Ruashaad Penny	17	
Russell Wilson to Malik Turner	21	Chris Carson	12	
Russell Wilson to Tyler Lockett	20			
Russell Wilson to Tyler Lockett	20	11/3 vs. Tampa Bay		
11/3 vs. Tampa Bay		Chris Carson	59	
Russell Wilson to DK Metcalf	53t	Russell Wilson	21	
Russell Wilson to Tyler Lockett	30	Chris Carson	10	
Russell Wilson to DK Metcalf	29			

Passes 20+ continued...		Runs 10+ continued...	
Russell Wilson to Jacob Hollister	22		



28 | FREE SAFETY  
UGO AMADI

Height: 5-9      Weight: 201  
College: Oregon  
Season: Rookie  
Born: May 16, 1997  
Hometown: Nashville, Tenn.  
Pronunciation: ooh-go uh-MAH-dee

TRANSACTIONS:

04/27/19: Drafted by Seattle (4th Round, 132nd)

**HOW ACQUIRED:** Selected with the third of three fourth-round draft picks (132nd overall) in the 2019 NFL Draft. Eighth player selected out of Oregon in club history (Last: Walter Thurmond, 2010).

**COLLEGE:** Played in all 51 of Oregon's games from 2015-18. Scored four TDs over his final two seasons with three coming on interception returns for touchdowns. First FBS player with two pick-6s and a punt return in the same season (2018) since Alabama's Minkah Fitzpatrick in 2015. Only player in the Pac-12 and one of just 11 FBS players with three interceptions and three forced fumbles in 2017.

**Senior:** Lombardi Award winner. Associated Press Pac-12 All-Conference second team. Coaches Pac-12 All-Conference honorable mention. Started all 13 games. Team captain in five games. Finished with 55 tackles, including 5.0 for loss, and 1.5 sacks. Turned two of three interceptions into TDs. Totaled 223 yards and one TD on 14 punt returns.

**Junior:** Coaches Pac-12 All-Conference honorable mention. Played in all 13

games, making eight starts. Tied for the team lead in interceptions (3) and forced fumbles (3). Finished with 43 tackles, including 2.5 for loss and 1.5 sacks. Second on the team with eight pass breakups.

**Sophomore:** Made nine starts and played in all 12 games. Recorded 42 tackles, including 31 solo. Tied for second on the team with six pass breakups.

**Freshman:** Played in all 13 games as a true freshman and made four starts. Finished with 25 tackles, including 20 solo, and tied for second on the team with two interceptions.

**PERSONAL:** Accounted for 15 touchdowns for the Overton H.S. Bobcats, which finished 2014 with a 6-5 record while advancing to the 6A playoffs. Credited with 25 tackles and two interceptions his senior year in addition to breaking up five passes. Also returned three punts and one kickoff for touchdowns in 2014. Tallied 49 tackles, five interceptions and nine pass breakups as a junior to earn a spot on the Tennessean's Dandy Dozen. Finalist for the Hume Award, given to the Nashville-metro's top prep scholar-athlete.

UGO AMADI'S NFL REGULAR SEASON DEFENSIVE STATISTICS

DATE	TEAM	GP	GS	TACKLES							INTERCEPTIONS					O. FUMB			ST			
				TK	S	A	TFL	YDS	SK	YDS	QBH	NO	YDS	LG	TD	PD	FF	FR	YDS	TK	S	A
2019	Seahawks	9	0	2	2	0	0	0	0.0	0.0	0	0	0	0	0	0	0	5	4	1	0	0
NFL TOTALS		9	0	2	2	0	0	0	0.0	0.0	0	0	0	0	0	0	0	5	4	1	0	0

UGO AMADI'S SINGLE-GAME HIGHS: DEFENSIVE

**Total Tackles** 2 vs. Cincinnati Bengals, Sep 08, 2019      **Special Teams Tackles** 1 vs. Tampa Bay Buccaneers, Nov 03, 2019  
...4 more at 1.

UGO AMADI'S 2019 GXG REGULAR SEASON STATISTICS (SEAHAWKS)

DATE	OPPONENT	TACKLES								INTERCEPTIONS					O. FUMB			ST					MISC	W/L	SCORE
		TK	S	A	SK	YDS	TFL	YDS	QBH	NO	YDS	LG	TD	PD	FF	FR	YDS	TK	S	A	FF	FR			
09/08	Bengals	P	2	2	0	0.0	0.0	0	0	0	0	0	0	0	0	0	0	0	0	0	0	0	0	W	21-20
09/15	at Steelers	P	0	0	0	0.0	0.0	0	0	0	0	0	0	0	0	0	0	0	0	0	0	0	0	W	28-26
09/22	Saints	P	0	0	0	0.0	0.0	0	0	0	0	0	0	0	0	0	0	1	1	0	0	0	0	L	27-33
09/29	at Cardinals	P	0	0	0	0.0	0.0	0	0	0	0	0	0	0	0	0	0	1	1	0	0	0	0	W	27-10
10/03	Rams	P	0	0	0	0.0	0.0	0	0	0	0	0	0	0	0	0	0	0	0	0	0	0	0	W	30-29
10/13	at Browns	P	0	0	0	0.0	0.0	0	0	0	0	0	0	0	0	0	0	1	1	0	0	0	0	W	32-28
10/20	Ravens	P	0	0	0	0.0	0.0	0	0	0	0	0	0	0	0	0	0	0	0	0	0	0	0	L	16-30
10/27	at Falcons	P	0	0	0	0.0	0.0	0	0	0	0	0	0	0	0	0	0	1	0	1	0	0	0	W	27-20
11/03	Buccaneers	P	0	0	0	0.0	0.0	0	0	0	0	0	0	0	0	0	0	1	1	0	0	0	0	W	40-34+
2019 TOTALS		9-0	2	2	0	0.0	0.0	0	0	0	0	0	0	0	0	0	0	5	4	1	0	0	0	7-2	

+ - Overtime





# 94 | DEFENSIVE END ZIGGY ANSAH

Height: 6-5      Weight: 275  
College:      BYU  
Seasons:      NFL : 7th. Seahawks 1st  
Born:      May 29, 1989  
Hometown:      Accra, Ghana  
Pronunciation:      AHN-zuh



09/08 vs. CIN: Inactive (shoulder).  
09/15 at PIT: Inactive (shoulder).  
09/22 vs. NO: Saw first action of the season at DE.  
09/29 at AZ: Earned first sack of the season on the final play of the game.  
10/13 at CLE: Forced and recovered a second-half fumble that resulted in a Seahawks go-ahead TD.  
10/20 vs. BAL: Inactive (ankle).

### TRANSACTIONS:

04/25/13: Drafted by Detroit (1st Round, 5th)  
07/23/14: Placed on PUP  
08/12/14: Passed physical  
05/02/16: Option exercised by Detroit  
07/29/17: Placed on PUP  
09/01/17: Passed physical  
02/27/18: Designated franchise player  
04/17/18: Franchise tender signed  
07/24/18: Placed on PUP  
08/06/18: Passed physical  
12/11/18: Placed on IR (shoulder)  
05/10/19: Signed with Seattle as UFA

### NFL CAREER HIGHLIGHTS:

- Originally drafted fifth overall in the NFL Draft by the Lions in 2013.
- Ranked fifth in Detroit franchise history with 48.0 career sacks.
- His 48.0 career sacks are the fourth-most by a non-American born player

in NFL history, behind only Sean Jones (113.0), Tamba Hali (89.5) and Osi Umenyiora (85.0).

- Led the NFL by posting three games of 3.0 sacks in 2017. The only player in NFL history to record more games of 3.0 sacks in a single season was Hall of Famer Lawrence Taylor with four in 1986.
- Finished third in the NFL in sacks with 14.5 in 2015, behind only Raiders DE Khalil Mack (15.0) and Texans DE J.J. Watt (17.5). His 14.5 sacks were also the most among all NFC players.
- Ansah's career-high 14.5 sacks in 2015 rank as the second-highest Lions single-season total (official since 1982), trailing only Porcher's 15.0 sacks in 1999.
- With a team-leading 8.0 sacks in his first NFL season in 2013, Ansah recorded the most sacks by a Lions rookie since DT Ndamukong Suh had 10.0 in 2010. Ansah also led all NFL rookies in sacks in 2013.

**COLLEGE:** Attended Brigham Young University originally trying out for the Cougars men's basketball team twice, but was cut in both 2008 and 2009. He then walked on to the BYU Cougars track team, where he ran the 100 meters and 200 meters. He ultimately walked onto the football team, and played for the Cougars from 2010 to 2012. Saw first-ever action in a football game during sophomore season versus Wyoming where he recorded his first tackle. As a senior in 2012, he finished third on the team in tackles (48), second in sacks (4.5) and first in tackles for loss (13).

**PERSONAL:** Nicknamed, "Ziggy." Originally aspired to play basketball upon arriving in the United States before his family and friends convinced him to try out for football in 2010. First witnessed American football when he attended a BYU game in 2008. Speaks Twi and Fante, two local Ghanaian dialects. Actuarial science major with a minor in mathematics. Ansah is passionate about bringing football to his home country and introducing children to the sport. After launching the Ezekiel Ansah Foundation during the 2017 NFL offseason, Ansah returned to Ghana in June 2018 for his second annual football camp.

### ZIGGY ANSAH'S NFL REGULAR SEASON DEFENSIVE STATISTICS

DATE	TEAM	GP	GS	TK	S	A	TACKLES				QBH	INTERCEPTIONS					O. FUMB			ST				
							TFL	YDS	SK	YDS		NO	YDS	LG	TD	PD	FF	FR	YDS	TK	S	A	FF	FR
2013	Lions	14	12	32	19	13	7	65	8.0	72.0	11	0	0	0	0	1	2	0	0	0	0	0	0	0
2014	Lions	16	16	49	37	12	13	76	7.5	56.5	26	0	0	0	0	0	3	0	0	0	0	0	0	0
2015	Lions	16	16	47	39	8	15	85	14.5	99.0	34	0	0	0	0	1	4	2	1	0	0	0	0	0
2016	Lions	13	13	35	21	14	7	35	2.0	19.0	15	0	0	0	0	0	0	0	0	0	0	0	0	0
2017	Lions	14	14	44	39	5	15	89	12.0	75.0	17	0	0	0	0	0	1	1	0	0	0	0	0	0
2018	Lions	7	2	11	7	4	3	26	4.0	26.0	7	0	0	0	0	0	0	0	0	0	0	0	0	0
2019	Seahawks	6	1	10	7	3	1	12	1.0	12.0	3	0	0	0	0	0	1	2	5	0	0	0	0	0
NFL TOTALS		86	74	228	169	59	61	388	49.0	359.5	113	0	0	0	0	2	11	5	6	0	0	0	0	0

### ZIGGY ANSAH'S NFL POSTSEASON DEFENSIVE STATISTICS

DATE	TEAM	GP	GS	TK	S	A	TACKLES				QBH	INTERCEPTIONS					O. FUMB			ST				
							TFL	YDS	SK	YDS		NO	YDS	LG	TD	PD	FF	FR	YDS	TK	S	A	FF	FR
2014	Lions	1	1	2	2	0	1	13	1.0	13.0	4	0	0	0	0	0	0	0	0	0	0	0	0	0
2016	Lions	1	1	9	5	4	2	8	2.0	8.0	5	0	0	0	0	0	0	0	0	0	0	0	0	0
NFL TOTALS		2	2	11	7	4	3	21	3.0	21.0	9	0	0	0	0	0	0	0	0	0	0	0	0	0

ZIGGY ANSAH'S SINGLE-GAME HIGHS: DEFENSIVE			
<b>Total Tackles</b>	7 at Cincinnati Bengals, Dec 24, 2017	<b>Forced Fumbles</b>	1 at Cleveland Browns, Oct 13, 2019
	...4 more at 7.		...10 more at 1.
<b>Sacks</b>	3.5 vs. Philadelphia Eagles, Nov 26, 2015	<b>Fumble Recoveries</b>	1 at Atlanta Falcons, Oct 27, 2019
<b>Passes Defensed</b>	1 at Chicago Bears, Jan 03, 2016		...4 more at 1.
	...1 more at 1.	<b>Tackles For Loss</b>	4 at Cincinnati Bengals, Dec 24, 2017

ZIGGY ANSAH'S 2019 GXG REGULAR SEASON STATISTICS (SEAHAWKS)																										
DATE OPPONENT		TACKLES								INTERCEPTIONS					O. FUMB			ST					MISC		W/L	SCORE
		TK	S	A	SK	YDS	TFL	YDS	QBH	NO	YDS	LG	TD	PD	FF	FR	YDS	TK	S	A	FF	FR	S	A		
09/08 Bengals																									W	21-20
09/15 at Steelers																									W	28-26
09/22 Saints	P	0	0	0	0.0	0.0	0	0	0	0	0	0	0	0	0	0	0	0	0	0	0	0	0	0	L	27-33
09/29 at Cardinals	P	5	5	0	1.0	12.0	1	12	2	0	0	0	0	0	0	0	0	0	0	0	0	0	0	0	W	27-10
10/03 Rams	S	1	0	1	0.0	0.0	0	0	0	0	0	0	0	0	0	0	0	0	0	0	0	0	0	0	W	30-29
10/13 at Browns	P	2	2	0	0.0	0.0	0	0	0	0	0	0	0	0	1	1	3	0	0	0	0	0	0	0	W	32-28
10/20 Ravens																									L	16-30
10/27 at Falcons	P	1	0	1	0.0	0.0	0	0	1	0	0	0	0	0	0	1	2	0	0	0	0	0	0	0	W	27-20
11/03 Buccaneers	P	1	0	1	0.0	0.0	0	0	0	0	0	0	0	0	0	0	0	0	0	0	0	0	0	0	W	40-34+
2019 TOTALS	6-1	10	7	3	1.0	12.0	1	12	3	0	0	0	0	0	1	2	5	0	0	0	0	0	0	0	7-2	
+ - Overtime																										



57 | LINEBACKER  
CODY BARTON

Height: 6-2  
College: Utah  
Season: Rookie  
Born: November 13, 1996  
Hometown: Salt Lake City, Utah

TRANSACTIONS:

05/26/19: Drafted by Seattle (3rd round, 88th)

**HOW ACQUIRED:** Selected in the third round (88th overall) of the 2019 NFL Draft. Third player selected out of Utah in club history.

**COLLEGE:** Played in 50 games with 23 starts. Recorded 234 tackles (131 solo), 23.5 tackles for a loss, 9.0 sacks and 10 pass breakups. Played as a true freshman.

**Senior:** Honorable mention All-Pac-12. Started all 14 games at middle linebacker. Led Utah with 116 tackles. 10th in the Pac-12 in tackles per game (8.3). 10.5 TFL (4.0 sacks) tied for 11th in the Pac-12.

**Junior:** Played in all 13 games with four starts. Logged 45 tackles and was second on the team with 4.0 sacks (4.5 TFL). Tied for the Pac-12 lead with three fumble recoveries.

**Sophomore:** Played in 11 games with five starts at rover (SUU, SJSU, UCLA, ASU, Oregon). Missed the final two games with an injury suffered against

Oregon. Team's second-leading tackler had 66 stops, including 8.5 tackles for loss and a sack, in addition to three pass breakups.

**Freshman:** Played in 12 games on special teams and notched seven tackles.

**PERSONAL:** Salt Lake Tribune and Deseret News first-team all-state defensive back as a senior at Brighton HS in 2014. Played safety and tight end. Had 72 total tackles and three interceptions as a senior in addition to 27 receptions for 334 yards and two touchdowns. Son of two former Utah two-sport athletes. His father Paul played football and baseball for the Utes and spent a year in the minors with the Toronto Blue Jays' organization while his mother Mikki Kane-Barton, a member of Utah's Crimson Club Hall of Fame, was a two-time honorable mention All-America basketball player, the 1993 Western Athletic Conference Player of the Year and a three-time first-team all-WAC basketball pick. She also played two seasons of volleyball for the Utes and led the nation in blocks in 1993 while making the all-conference team. Has three siblings. Degree in economics. Full name is Cody Likeke Barton.

CODY BARTON'S NFL REGULAR SEASON DEFENSIVE STATISTICS


DATE	TEAM	GP	GS	TACKLES							INTERCEPTIONS					O. FUMB			ST				MISC	
				TK	S	A	TFL	YDS	SK	YDS	QBH	NO	YDS	LG	TD	PD	FF	FR	YDS	TK	S	A	FF	FR
2019	Seahawks	9	0	1	1	0		0	0.0	0.0		0	0		0	0	0	3	2	1	0	1	0	0
NFL TOTALS		9	0	1	1	0	0	0	0.0	0.0	0	0	0	0	0	0	0	3	2	1	0	1	0	0

CODY BARTON'S SINGLE-GAME HIGHS: DEFENSIVE

**Total Tackles** 1 at Atlanta Falcons, Oct 27, 2019  
**Special Teams Fumble Recoveries** 1 vs. New Orleans Saints, Sep 22, 2019  
**Special Teams Tackles** 1 vs. Tampa Bay Buccaneers, Nov 03, 2019  
...2 more at 1.

CODY BARTON'S 2019 GXG REGULAR SEASON STATISTICS (SEAHAWKS)

DATE	OPPONENT	TACKLES								INTERCEPTIONS					O. FUMB			ST					MISC	W/L	SCORE		
		TK	S	A	SK	YDS	TFL	YDS	QBH	NO	YDS	LG	TD	PD	FF	FR	YDS	TK	S	A	FF	FR				S	A
09/08	Bengals	P	0	0	0	0.0	0.0	0	0	0	0	0	0	0	0	0	0	0	0	0	0	0	0	0	W	21-20	
09/15	at Steelers	P	0	0	0	0.0	0.0	0	0	0	0	0	0	0	0	0	0	0	0	0	0	0	0	0	W	28-26	
09/22	Saints	P	0	0	0	0.0	0.0	0	0	0	0	0	0	0	0	0	0	0	0	0	0	1	0	0	L	27-33	
09/29	at Cardinals	P	0	0	0	0.0	0.0	0	0	0	0	0	0	0	0	0	0	0	0	0	0	0	0	0	W	27-10	
10/03	Rams	P	0	0	0	0.0	0.0	0	0	0	0	0	0	0	0	0	0	0	0	0	0	0	0	0	W	30-29	
10/13	at Browns	P	0	0	0	0.0	0.0	0	0	0	0	0	0	0	0	0	0	0	0	0	0	0	0	0	W	32-28	
10/20	Ravens	P	0	0	0	0.0	0.0	0	0	0	0	0	0	0	0	0	0	1	1	0	0	0	0	0	L	16-30	
10/27	at Falcons	P	1	1	0	0.0	0.0	0	0	0	0	0	0	0	0	0	0	1	0	1	0	0	0	0	W	27-20	
11/03	Buccaneers	P	0	0	0	0.0	0.0	0	0	0	0	0	0	0	0	0	0	1	1	0	0	0	0	0	W	40-34+	
2019 TOTALS		9-0	1	1	0	0.0	0.0	0	0	0	0	0	0	0	0	0	0	3	2	1	0	1	0	0	7-2		
+ - Overtime																											



44 | FULLBACK  
NICK BELLORE

Height: 6-1      Weight: 250  
College:      Central Michigan  
Seasons:      NFL : 9th. Seahawks 1st  
Born:      May 12, 1989  
Hometown:      St. Paul, Minn.  
Pronunciation:      buh-LORE

TRANSACTIONS:

07/27/11: Signed with N.Y. Jets as undrafted FA  
04/03/15: Signed with San Francisco as UFA  
12/19/16: Placed on IR (elbow)  
04/03/17: Signed with Detroit as UFA  
09/09/17: Released by Detroit  
09/11/17: Re-signed with Detroit  
03/14/18: Signed renegotiated contract with Detroit  
05/09/19: Signed with Seattle as FA  
08/31/19: Released by Seattle  
09/02/19: Signed to Seattle's active roster

NFL CAREER HIGHLIGHTS:

- Originally entered the NFL in 2011 as an undrafted rookie free agent with the N.Y. Jets in 2011.
- Joined the Seahawks in 2019 after stints with the Lions (2017-18), 49ers

(2015-16) and Jets (2011-14), where he established himself as a key contributor on special teams.

- Switched from linebacker to fullback in 2018 while with the Lions.
- Led the Jets in special teams tackles in each of his first three seasons (2011-13).

**COLLEGE:** Played in 52 games (51 starts) at Central Michigan, finishing with 472 tackles, including three consecutive seasons with 100 or more tackles. He was selected to participate in the 2011 East-West Shrine Game as a senior after earning First-Team All-MAC defense honors. That season, he registered 90 tackles, 7 TFL and had five games with 10-or-more tackles.

**PERSONAL:** A first-team all-state player at Whitefish Bay (WI) HS, was a three-year letterman and two-year captain. Also played one season of varsity hockey along with three seasons on the track and field team. Majored in finance.

NICK BELLORE'S NFL REGULAR SEASON RUSHING/RECEIVING STATISTICS													
		RUSHING							RECEIVING				
DATE	TEAM	GP	GS	NO.	YDS.	AVG.	LG	TD	NO.	YDS	AVG	LG	TD
2011	Jets	16	0	0	0	0.0	0	0	0	0	0.0	0	0
2012	Jets	16	0	0	0	0.0	0	0	1	23	23.0	23	0
2013	Jets	16	0	0	0	0.0	0	0	0	0	0.0	0	0
2014	Jets	16	0	0	0	0.0	0	0	0	0	0.0	0	0
2015	49ers	16	0	0	0	0.0	0	0	0	0	0.0	0	0
2016	49ers	14	10	0	0	0.0	0	0	0	0	0.0	0	0
2017	Lions	13	2	0	0	0.0	0	0	1	1	1.0	1t	1
2018	Lions	14	4	1	0	0.0	0	0	4	15	3.8	8	0
2019	Seahawks	9	0	0	0	0.0	0	0	1	20	20.0	20	0
NFL TOTALS		130	16	1	0	0.0	0	0	7	59	8.4	23	1

NICK BELLORE'S NFL REGULAR SEASON DEFENSIVE STATISTICS																									
DATE	TEAM	GP	GS	TACKLES								INTERCEPTIONS					O. FUMB				ST				
				TK	S	A	TFL	YDS	SK	YDS	QBH	NO	YDS	LG	TD	PD	FF	FR	YDS	TK	S	A	FF	FR	
2011	Jets	16	0	2	1	1	0	0	0.0	0.0	0	0	0	0	0	0	0	17	14	3	0	0			
2012	Jets	16	0	0	0	0	0	0	0.0	0.0	0	0	0	0	0	0	0	10	8	2	0	1			
2013	Jets	16	0	0	0	0	0	0	0.0	0.0	0	0	0	0	0	0	0	17	8	9	0	0			
2014	Jets	16	0	0	0	0	0	0	0.0	0.0	0	0	0	0	0	0	0	15	11	4	0	0			
2015	49ers	16	0	2	2	0	0	0	0.0	0.0	0	0	0	0	0	0	0	15	10	5	0	1			
2016	49ers	14	10	77	55	22	4	12	1.0	10.5	3	1	4	4	0	5	0	6	5	1	1	0			
2017	Lions	13	2	6	5	1	0	0	0.0	0.0	0	0	0	0	0	0	0	6	4	2	0	0			
2018	Lions	14	4	0	0	0	0	0	0.0	0.0	0	0	0	0	0	0	1	9	7	2	0	0			
2019	Seahawks	9	0	0	0	0	0	0	0.0	0.0	0	0	0	0	0	0	0	4	4	0	0	1			
NFL TOTALS		130	16	87	63	24	4	12	1.0	10.5	3	1	4	4	0	5	0	99	71	28	1	3			


ADDITIONAL STATS												
Kickoff Returns: 2012 (One kickoff return for 8 yards); 2013 (One kickoff return for 0 yards). Career: Two kickoff returns for 8 yards.												

NICK BELLORE'S SINGLE-GAME HIGHS: RUSHING/RECEIVING			
<b>Rush Attempts</b>	1 at Chicago Bears, Nov 11, 2018	<b>Kickoff Returns</b>	1 at Tennessee Titans, Sep 29, 2013
<b>Receptions</b>	2 vs. Chicago Bears, Nov 22, 2018		...1 more at 1.
<b>Receiving Yards</b>	23 vs. Indianapolis Colts, Oct 14, 2012	<b>Kickoff Return Yards</b>	8 at Buffalo Bills, Dec 30, 2012
<b>Longest Receptions</b>	23 vs. Indianapolis Colts, Oct 14, 2012	<b>Longest Kickoff Return</b>	8 at Buffalo Bills, Dec 30, 2012
<b>Receiving TDs</b>	1 at Baltimore Ravens, Dec 03, 2017	<b>Special Teams Tackles</b>	3 at Chicago Bears, Dec 06, 2015
<b>All-purpose yards</b>	23 vs. Indianapolis Colts, Oct 14, 2012		...3 more at 3.
		<b>Most TDs</b>	1 at Baltimore Ravens, Dec 03, 2017

NICK BELLORE'S SINGLE-GAME HIGHS: DEFENSIVE			
<b>Total Tackles</b>	12 at Buffalo Bills, Oct 16, 2016	<b>Interceptions</b>	1 at Seattle Seahawks, Sep 25, 2016
<b>Sacks</b>	0.5 at Miami Dolphins, Nov 27, 2016 ...1 more at 0.5.	<b>Interception Return Yards</b>	4 at Seattle Seahawks, Sep 25, 2016
<b>Passes Defensed</b>	2 vs. New Orleans Saints, Nov 06, 2016	<b>Special Teams Tackles</b>	3 at Chicago Bears, Dec 06, 2015 ...3 more at 3.
<b>Fumble Recoveries</b>	1 at Buffalo Bills, Oct 16, 2016	<b>Special Teams Forced Fumbles</b>	1 vs. Arizona Cardinals, Oct 06, 2016
<b>Tackles For Loss</b>	1 vs. New York Jets, Dec 11, 2016 ...3 more at 1.	<b>Special Teams Fumble Recoveries</b>	1 vs. Cincinnati Bengals, Sep 08, 2019 ...2 more at 1.

NICK BELLORE'S 2019 GXG REGULAR SEASON STATISTICS (SEAHAWKS)														
		RUSHING					RECEIVING							
DATE	OPPONENT	P/S	NO	YDS	AVG	LG	TD	NO	YDS	AVG	LG	TD	W/L	SCORE
09/08	Bengals	P	0	0	0.0	0	0	0	0	0.0	0	0	W	21-20
09/15	at Steelers	P	0	0	0.0	0	0	0	0	0.0	0	0	W	28-26
09/22	Saints	P	0	0	0.0	0	0	0	0	0.0	0	0	L	27-33
09/29	at Cardinals	P	0	0	0.0	0	0	0	0	0.0	0	0	W	27-10
10/03	Rams	P	0	0	0.0	0	0	0	0	0.0	0	0	W	30-29
10/13	at Browns	P	0	0	0.0	0	0	1	20	20.0	20	0	W	32-28
10/20	Ravens	P	0	0	0.0	0	0	0	0	0.0	0	0	L	16-30
10/27	at Falcons	P	0	0	0.0	0	0	0	0	0.0	0	0	W	27-20
11/03	Buccaneers	P	0	0	0.0	0	0	0	0	0.0	0	0	W	40-34
2019 TOTALS		9-0	0	0	0.0	0	0	1	20	20.0	20	0	7-2	
+ - Overtime														

NICK BELLORE'S 2019 GXG REGULAR SEASON STATISTICS (SEAHAWKS)																											
DATE OPPONENT		TACKLES								INTERCEPTIONS				O. FUMB			ST				MISC		AW/L	SCORE			
		TK	S	A	SK	YDS	TFL	YDS	QBH	NO	YDS	LG	TD	PD	FF	FR	YDS	TK	S	A	FF	FR			S	A	
09/08	Bengals	P	0	0	0	0.0	0.0	0	0	0	0	0	0	0	0	0	0	0	0	0	0	0	1	0	0	W	21-20
09/15	at Steelers	P	0	0	0	0.0	0.0	0	0	0	0	0	0	0	0	0	0	1	1	0	0	0	0	0	0	W	28-26
09/22	Saints	P	0	0	0	0.0	0.0	0	0	0	0	0	0	0	0	0	0	1	1	0	0	0	0	0	0	L	27-33
09/29	at Cardinals	P	0	0	0	0.0	0.0	0	0	0	0	0	0	0	0	0	0	0	0	0	0	0	0	0	0	W	27-10
10/03	Rams	P	0	0	0	0.0	0.0	0	0	0	0	0	0	0	0	0	0	0	0	0	0	0	0	0	0	W	30-29
10/13	at Browns	P	0	0	0	0.0	0.0	0	0	0	0	0	0	0	0	0	0	1	1	0	0	0	0	0	0	W	32-28
10/20	Ravens	P	0	0	0	0.0	0.0	0	0	0	0	0	0	0	0	0	0	0	0	0	0	0	0	0	0	L	16-30
10/27	at Falcons	P	0	0	0	0.0	0.0	0	0	0	0	0	0	0	0	0	0	1	1	0	0	0	0	0	0	W	27-20
11/03	Buccaneers	P	0	0	0	0.0	0.0	0	0	0	0	0	0	0	0	0	0	0	0	0	0	0	0	0	0	W	40-34
2019 TOTALS	9-0		0	0	0	0.0	0.0	0	0	0	0	0	0	0	0	0	0	4	4	0	0	1	0	0	7-2		
+ - Overtime																											



27 | FREE SAFETY  
MARQUISE BLAIR

Height: 6-1      Weight: 196  
College:      Utah  
Season:      Rookie  
Born:      July 18, 1997  
Hometown:      Wooster, Ohio  
Pronunciation:      mar-KEECE

2019 SEASON:

10/20 vs. BAL: Made first-career start at strong safety and totaled six tackles and a pass defended. Also totaled two special teams stops. Started in place of Bradley McDougald (back) and Lano Hill (elbow).

10/27 at ATL: Started second-straight week at strong safety and led the team with a career-high 11 tackles.

TRANSACTIONS:

04/26/19:      Drafted by Seattle (2nd Round, 47th)

**HOW ACQUIRED:** Drafted with the 15th pick in the second round (47th overall) of the 2019 NFL Draft. Second player drafted out of Utah by the Seahawks (Jack Campbell, 1982) before teammate LB Cody Barton was selected in the third round of the 2019 NFL Draft.

**COLLEGE:** Started both seasons at Utah following two seasons at Dodge City Community College. Played both safety positions in his career. Played in 23 games with 18 starts while at Utah, recording 107 tackles, 5.0 TFL, two interceptions and four pass breakups.

**Senior:** Second-team All-Pac-12. Played in all 14 games with 12 starts (eight at free safety, four at strong safety). Recorded 59 tackles (2.0 TFL), two interceptions and two pass breakups. Was honorable mention Pac-12 All-

Academic.

**Junior:** Played in nine games with six starts (two at strong safety, two at free safety, one at outside linebacker) before suffering a season-ending injury against UCLA. Recorded 48 tackles (3.0 TFL) which was third on the team at the time of the injury.

**Dodge City CC (2015-16):** First-team NJCAA All-American and first-team All-Region VI as a sophomore at Dodge City CC. Two-time All-Kansas Jayhawk Community College Conference. His 24 tackles for loss in 2016 tied for third nationally in the NJCAA. His sophomore season, he had 100 tackles, three sacks, four interceptions, five pass breakups, four forced fumbles, three fumble recoveries and a fumble return for a touchdown. Recorded 64 tackles, eight sacks, two interceptions, three pass breakups and three forced fumbles as a freshman.

**PERSONAL:** First-team Division II all-state as a senior at Wooster HS (Ohio). Also named first-team Division II All-Ohio and Ohio Cardinal Conference Defensive Player of the Year. Also competed in track and field. Placed first in the conference in the long jump and second in the 100 as a senior. Son of Tonya Boykins and stepfather Rayford Lee. Human development and family studies major. Full name is Marquise (pronounced mar-KEECE) Diamond Blair.

MARQUISE BLAIR'S NFL REGULAR SEASON DEFENSIVE STATISTICS

DATE	TEAM	GP	GS	TACKLES							INTERCEPTIONS					O. FUMB			ST					
				TK	S	A	TFL	YDS	SK	YDS	QBH	NO	YDS	LG	TD	PD	FF	FR	YDS	TK	S	A	FF	FR
2019	Seahawks	7	3	23	17	6	0	0	0.0	0.0	0	0	0	0	0	1	1	0	0	4	3	1	0	0
NFL TOTALS		7	3	23	17	6	0	0	0.0	0.0	0	0	0	0	0	1	1	0	0	4	3	1	0	0

MARQUISE BLAIR'S SINGLE-GAME HIGHS: DEFENSIVE

<b>Total Tackles</b>	11 at Atlanta Falcons, Oct 27, 2019	<b>Forced Fumbles</b>	1 at Atlanta Falcons, Oct 27, 2019
<b>Passes Defended</b>	1 vs. Baltimore Ravens, Oct 20, 2019	<b>Special Teams Tackles</b>	2 vs. Baltimore Ravens, Oct 20, 2019

MARQUISE BLAIR'S 2019 GXG REGULAR SEASON STATISTICS (SEAHAWKS)

		TACKLES								INTERCEPTIONS					O. FUMB			ST				MISC								
DATE	OPPONENT	TK	S	A	SK	YDS	TFL	YDS	QBH	NO	YDS	LG	TD	PD	FF	FR	YDS	TK	S	A	FF	FR	S	A	W/L	SCORE				
09/08	Bengals	P	0	0	0	0.0	0.0	0	0	0	0	0	0	0	0	0	0	0	1	1	0	0	0	0	0	W	21-20			
09/15	at Steelers	P	0	0	0	0.0	0.0	0	0	0	0	0	0	0	0	0	0	0	1	1	0	0	0	0	0	W	28-26			
09/22	Saints	P	1	1	0	0.0	0.0	0	0	0	0	0	0	0	0	0	0	0	0	0	0	0	0	0	0	L	27-33			
09/29	at Cardinals									INACTIVE																		W	27-10	
10/03	Rams									INACTIVE																			W	30-29
10/13	at Browns	P	0	0	0	0.0	0.0	0	0	0	0	0	0	0	0	0	0	0	0	0	0	0	0	0	0	0	W	32-28		
10/20	Ravens	S	6	3	3	0.0	0.0	0	0	0	0	0	0	1	0	0	0	0	2	1	1	0	0	0	0	0	L	16-30		
10/27	at Falcons	S	11	9	2	0.0	0.0	0	0	0	0	0	0	0	0	1	0	0	0	0	0	0	0	0	0	0	W	27-20		
11/03	Buccaneers	S	5	4	1	0.0	0.0	0	0	0	0	0	0	0	0	0	0	0	0	0	0	0	0	0	0	0	W	40-34+		
2019 TOTALS		7-3	23	17	6	0.0	0.0	0	0	0	0	0	0	1	1	0	0	4	3	1	0	0	0	0	0	7-2				
+ Overtime																														

+ - Overtime



# 76 | TACKLE DUANE BROWN

Height: 6-4      Weight: 315  
College:      Virginia Tech  
Seasons:      NFL : 12th. Seahawks 3rd  
Born:      August 30, 1985  
Hometown:      Richmond, Va.



### 2019 SEASON:

10/13 at CLE: Inactive (biceps).  
10/20 vs. BAL: Inactive (biceps).

### TRANSACTIONS:

04/26/08: Drafted by Houston (1st round, 26th)  
08/16/12: Re-signed with Houston  
01/05/16: Placed on IR (Quadriceps)  
11/01/17: Traded by Houston to Seattle  
07/29/18: Signed multi-year contract with Seattle

### NFL CAREER HIGHLIGHTS:

- Traded to Seattle midway through 2017 and started the final nine games for the Seahawks. Seattle traded a 2018 third-round pick and 2019 second-round pick in exchange for Brown and Houston's 2018 fifth-round pick (Shaquem Griffin).
- Ranks second on Houston's all-time games played and games started lists with 133.
- Was the second rookie in Texans history to start all 16 games on the

offensive line.

- Garnered All-Pro honors in 2011, 2012 and 2018 and Pro Bowl honors following the 2012-14 and 2017 seasons.
- Blocked for seven 1,000-yard rushers and was a part of a top-10 offense in four of his first five years in the League.

**COLLEGE:** Played four seasons (2004-07) at Virginia Tech after redshirting the 2003 campaign. Registered 71 knockdown blocks in his three seasons as an offensive tackle and earned second-team All-Atlantic Coast Conference recognition for two-straight seasons. Was a two-time state Offensive Lineman/End of the Year pick by the Richmond Touchdown Club. Recorded six tackles and blocked three kicks on special teams as a senior and also caught three passes for 64 yards (21.3 average) and one touchdown, adding three yards on a rushing attempt. Won an ACC Championship in 2007.

**PERSONAL:** Attended Hermitage High School in Richmond, Va., where he lettered twice as a tight end and defensive end. Played in the Panthers' first three games his senior year before suffering a broken leg, but returned for the Central Region semifinal game, catching seven passes for just under 100 yards in his limited playing time, and also recorded 15 tackles along with a pair of sacks to earn second-team All-District honors. Also lettered in basketball and track.

### DUANE BROWN'S NFL REGULAR SEASON STATISTICS

DATE TEAM	GP	GS
2008 Texans	16	16
2009 Texans	16	16
2010 Texans	12	12
2011 Texans	16	16
2012 Texans	16	16
2013 Texans	14	14
2014 Texans	16	16
2015 Texans	14	14
2016 Texans	12	12
2017 Texans	1	1
2017 Seahawks	9	9
2017 TOTAL	10	10
2018 Seahawks	16	16
2019 Seahawks	7	7
NFL TOTALS	165	165

Went from **Texans** to **Seahawks**.

### DUANE BROWN'S NFL POSTSEASON STATISTICS

DATE TEAM	GP	GS
2011 Texans	2	2
2012 Texans	2	2
2016 Texans	2	2
2018 Seahawks	1	1
NFL TOTALS	7	7

### ADDITIONAL STATS

**Special Teams Tackles:** 2009 (1). **Career:** 1.

DUANE BROWN'S 2019 GXG REGULAR SEASON STATISTICS (SEAHAWKS)						
DATE	OPPONENT	P/S			W/L	SCORE
09/08	Bengals	S			W	21-20
09/15	at Steelers	S			W	28-26
09/22	Saints	S			L	27-33
09/29	at Cardinals	S			W	27-10
10/03	Rams	S			W	30-29
10/13	at Browns		INACTIVE		W	32-28
10/20	Ravens		INACTIVE		L	16-30
10/27	at Falcons	S			W	27-20
11/03	Buccaneers	S			W	40-34+
2019 TOTALS		7-7			7-2	
+ - Overtime						





# 18 | WIDE RECEIVER

## JARON BROWN

Height: 6-3      Weight: 204  
College:      Clemson  
Seasons:      NFL : 7th. Seahawks 2nd  
Born:      January 8, 1990  
Hometown:      Cheraw, S.C.  
Pronunciation:      juh-RON

### 2019 SEASON:

10/13 at CLE: Tied a career high with two TD receptions.

### TRANSACTIONS:

04/29/13: Signed with Arizona as undrafted FA  
10/25/16: Placed on IR (knee)  
11/16/16: Signed 1-year contract extension  
03/17/18: Signed with Seattle as FA  
08/31/19: Released by Seattle  
09/02/19: Signed with Seattle as FA

### NFL CAREER HIGHLIGHTS:

- Originally signed by the Cardinals as an undrafted free agent out of Clemson on April 29, 2013.
- Appeared in 55 games (four starts) in four seasons with Arizona and totaled 55 receptions for 700 yards and five TDs while adding 19 tackles on special teams.
- Injured knee in game versus Seattle on October 23, 2016, and was placed on injured reserve two days later.

**COLLEGE:** Finished Clemson career with 87 receptions for 1,186 yards and

eight TDs in 50 games (32 starts). Also totaled 341 yards on 17 kick returns, 65 yards on seven punt returns and ran nine times for 66 yards. Two-time academic All-ACC selection and four-time ACC academic honor roll member. A team captain as a senior and had 21 catches for 345 yards while playing in all 13 games (10 starts). Recorded a career-high four TD catches while totaling 31 receptions for 406 yards in 14 games as a junior. Also returned 15 kickoffs for 308 yards. Won the Solid Rock Award among wide receivers as a sophomore. Notched a career-best 32 catches for 405 yards and three TDs and ran for 63 yards on eight carries in 12 games. Finished second on the team in receiving yards and fourth in receptions. Played in 11 games and had three catches for 30 yards and a TD in '09. Winner of the Vickery Hall Award for his work in the classroom. Redshirted in 2008.

**PERSONAL:** Helped lead Cheraw (SC) High School to state titles as a senior and junior. Had 31 receptions for 516 yards and 16 TDs as a senior as he earned All-State, all-area and all-region honors. Also played safety, totaling 100 tackles and four INTs. Named Palmetto All-Star Back of the Year and AA Player of the Year by the High School Sports Report. Also played basketball and ran track. Named the basketball team's top defensive player as a senior and was all-region in track, running the 100-meters, 200-meters and 4x100 relay. Graduated in December of 2011 with a degree in Management.

### JARON BROWN'S NFL REGULAR SEASON RUSHING/RECEIVING STATISTICS

DATE TEAM	GP GS	RECEIVING					RUSHING				
		NO.	YDS	AVG	LG	TD	NO.	YDS.	AVG.	LG	TD
2013 Cardinals	16 0	11	140	12.7	32	1	0	0	0.0	0	0
2014 Cardinals	16 2	22	229	10.4	26t	2	0	0	0.0	0	0
2015 Cardinals	16 0	11	144	13.1	39	1	0	0	0.0	0	0
2016 Cardinals	7 2	11	187	17.0	51t	1	0	0	0.0	0	0
2017 Cardinals	16 8	31	477	15.4	52t	4	0	0	0.0	0	0
2018 Seahawks	16 2	14	166	11.9	45	5	0	0	0.0	0	0
2019 Seahawks	9 4	14	205	14.6	48	2	0	0	0.0	0	0
NFL TOTALS	96 18	114	1,548	13.6	52t	16	0	0	0.0	0	0

### JARON BROWN'S NFL POSTSEASON RUSHING/RECEIVING STATISTICS

DATE TEAM	GP GS	RECEIVING					RUSHING				
		NO.	YDS	AVG	LG	TD	NO.	YDS.	AVG.	LG	TD
2014 Cardinals	1 0	0	0	0.0	0	0	0	0	0.0	0	0
2015 Cardinals	2 1	1	16	16.0	16	0	0	0	0.0	0	0
2018 Seahawks	1 1	0	0	0.0	0	0	0	0	0.0	0	0
NFL TOTALS	4 2	1	16	16.0	16	0	0	0	0.0	0	0

### ADDITIONAL STATS

**Special Teams Tackles:** 2013 (5), 2014 (8), 2015 (5), 2016 (1), 2017 (5), 2018 (2); **Career:** 26.  
**Postseason:** 2014 (1), 2015 (1); **Career:** 2.

### JARON BROWN'S SINGLE-GAME HIGHS: RUSHING/RECEIVING

<b>Receptions</b>	8 vs. San Francisco 49ers, Oct 01, 2017	<b>All-purpose yards</b>	105 vs. San Francisco 49ers, Oct 01, 2017
<b>Receiving Yards</b>	105 vs. San Francisco 49ers, Oct 01, 2017	<b>Special Teams Tackles</b>	2 vs. Los Angeles Rams, Oct 07, 2018 ...3 more at 2.
<b>Longest Receptions</b>	52t vs. Jacksonville Jaguars, Nov 26, 2017	<b>Miscellaneous Tackles</b>	1 at Pittsburgh Steelers, Sep 15, 2019 ...2 more at 1.
<b>Receiving TDs</b>	2 at Cleveland Browns, Oct 13, 2019 ...1 more at 2.	<b>Most TDs</b>	2 at Cleveland Browns, Oct 13, 2019 ...1 more at 2.

JARON BROWN'S 100-YARD RECEIVING GAMES (1): REGULAR SEASON						
DATE	TEAM	NO.	YDS.	AVG.	LG	TD
10/01/17	49ERS	8	105	13.1	32	0

JARON BROWN'S 2019 GXG REGULAR SEASON STATISTICS (SEAHAWKS)													
		RECEIVING					RUSHING						
DATE	OPPONENT	P/S	NO	YDS	AVG	LG	TD	NO	YDS	AVG	LG	TD	W/L SCORE
09/08	Bengals	S	0	0	0.0	0	0	0	0	0.0	0	0	W 21-20
09/15	at Steelers	S	0	0	0.0	0	0	0	0	0.0	0	0	W 28-26
09/22	Saints	P	3	30	10.0	16	0	0	0	0.0	0	0	L 27-33
09/29	at Cardinals	S	3	50	16.7	32	0	0	0	0.0	0	0	W 27-10
10/03	Rams	P	2	36	18.0	21	0	0	0	0.0	0	0	W 30-29
10/13	at Browns	P	3	29	9.7	17t	2	0	0	0.0	0	0	W 32-28
10/20	Ravens	S	3	60	20.0	48	0	0	0	0.0	0	0	L 16-30
10/27	at Falcons	P	0	0	0.0	0	0	0	0	0.0	0	0	W 27-20
11/03	Buccaneers	P	0	0	0.0	0	0	0	0	0.0	0	0	W 40-34+
2019 TOTALS		9-4	14	205	14.6	48	2	0	0	0.0	0	0	7-2
+ - Overtime													

JARON BROWN'S 2018 GXG REGULAR SEASON STATISTICS (SEAHAWKS)													
		RECEIVING					RUSHING						
DATE	OPPONENT	P/S	NO	YDS	AVG	LG	TD	NO	YDS	AVG	LG	TD	W/L SCORE
09/09	at Broncos	P	1	7	7.0	7	0	0	0	0.0	0	0	L 24-27
09/17	at Bears	P	3	36	12.0	19	0	0	0	0.0	0	0	L 17-24
09/23	Cowboys	S	2	25	12.5	16t	1	0	0	0.0	0	0	W 24-13
09/30	at Cardinals	P	0	0	0.0	0	0	0	0	0.0	0	0	W 20-17
10/07	Rams	P	0	0	0.0	0	0	0	0	0.0	0	0	L 31-33
10/14	at Raiders	P	1	5	5.0	5t	1	0	0	0.0	0	0	W 27-3
10/28	at Lions	P	0	0	0.0	0	0	0	0	0.0	0	0	W 28-14
11/04	Chargers	S	1	10	10.0	10t	1	0	0	0.0	0	0	L 17-25
11/11	at Rams	P	0	0	0.0	0	0	0	0	0.0	0	0	L 31-36
11/15	Packers	P	0	0	0.0	0	0	0	0	0.0	0	0	W 27-24
11/25	at Panthers	P	0	0	0.0	0	0	0	0	0.0	0	0	W 30-27
12/02	49ers	P	3	67	22.3	45	2	0	0	0.0	0	0	W 43-16
12/10	Vikings	P	1	0	0.0	0	0	0	0	0.0	0	0	W 21-7
12/16	at 49ers	P	0	0	0.0	0	0	0	0	0.0	0	0	L 23-26+
12/23	Chiefs	P	1	9	9.0	9	0	0	0	0.0	0	0	W 38-31
12/30	Cardinals	P	1	7	7.0	7	0	0	0	0.0	0	0	W 27-24
2018 TOTALS		16-2	14	166	11.9	45	5	0	0	0.0	0	0	10-6
+ - Overtime													

JARON BROWN'S 2017 GXG REGULAR SEASON STATISTICS (CARDINALS)													
		RECEIVING					RUSHING						
DATE	OPPONENT	P/S	NO	YDS	AVG	LG	TD	NO	YDS	AVG	LG	TD	W/L SCORE
09/10	at Lions	S	0	0	0.0	0	0	0	0	0.0	0	0	L 23-35
09/17	at Colts	S	4	73	18.3	22	0	0	0	0.0	0	0	W 16-13+
09/25	Cowboys	S	2	27	13.5	25t	1	0	0	0.0	0	0	L 17-28
10/01	49ers	S	8	105	13.1	32	0	0	0	0.0	0	0	W 18-15+
10/08	at Eagles	P	3	39	13.0	20	0	0	0	0.0	0	0	L 7-34
10/15	Buccaneers	P	1	30	30.0	30	0	0	0	0.0	0	0	W 38-33
10/22	at Rams	P	2	37	18.5	21	0	0	0	0.0	0	0	L 0-33
11/05	at 49ers	P	1	3	3.0	3t	1	0	0	0.0	0	0	W 20-10
11/09	Seahawks	P	2	13	6.5	9	0	0	0	0.0	0	0	L 16-22
11/19	at Texans	P	1	22	22.0	22	0	0	0	0.0	0	0	L 21-31
11/26	Jaguars	S	1	52	52.0	52t	1	0	0	0.0	0	0	W 27-24
12/03	Rams	P	0	0	0.0	0	0	0	0	0.0	0	0	L 16-32
12/10	Titans	S	2	15	7.5	9	0	0	0	0.0	0	0	W 12-7
12/17	at Redskins	S	1	9	9.0	9	0	0	0	0.0	0	0	L 15-20
12/24	Giants	S	2	27	13.5	21	0	0	0	0.0	0	0	W 23-0
12/31	at Seahawks	P	1	25	25.0	25t	1	0	0	0.0	0	0	W 26-24
2017 TOTALS		16-8	31	477	15.4	52t	4	0	0	0.0	0	0	8-8
+ - Overtime													

Jaron Brown's 2016 GXG Regular Season Statistics (Cardinals)													
		Receiving					Rushing						
DATE	OPPONENT	P/S	NO	YDS	AVG	LG	TD	NO	YDS	AVG	LG	TD	W/L SCORE
09/11	Patriots	P	1	18	18.0	18	0	0	0	0.0	0	0	L 21-23
09/18	Buccaneers	S	2	78	39.0	51t	1	0	0	0.0	0	0	W 40-7
09/25	at Bills	P	3	49	16.3	23	0	0	0	0.0	0	0	L 18-33
10/02	Rams	S	1	7	7.0	7	0	0	0	0.0	0	0	L 13-17
10/06	at 49ers	P	0	0	0.0	0	0	0	0	0.0	0	0	W 33-21
10/17	Jets	P	4	35	8.8	12	0	0	0	0.0	0	0	W 28-3
10/23	Seahawks	P	0	0	0.0	0	0	0	0	0.0	0	0	L 6-6+
2016 TOTALS		7-2	11	187	17.0	51t	1	0	0	0.0	0	0	3-4
+ - Overtime													

Jaron Brown's 2015 GXG Regular Season Statistics (Cardinals)													
		Receiving					Rushing						
DATE	OPPONENT	P/S	NO	YDS	AVG	LG	TD	NO	YDS	AVG	LG	TD	W/L SCORE
09/13	Saints	P	1	8	8.0	8	0	0	0	0.0	0	0	W 31-19
09/20	at Bears	P	2	20	10.0	14	1	0	0	0.0	0	0	W 48-23
09/27	49ers	P	0	0	0.0	0	0	0	0	0.0	0	0	W 47-7
10/04	Rams	P	1	20	20.0	20	0	0	0	0.0	0	0	L 22-24
10/11	at Lions	P	0	0	0.0	0	0	0	0	0.0	0	0	W 42-17
10/18	at Steelers	P	0	0	0.0	0	0	0	0	0.0	0	0	L 13-25
10/26	Ravens	P	1	3	3.0	3	0	0	0	0.0	0	0	W 26-18
11/01	at Browns	P	1	39	39.0	39	0	0	0	0.0	0	0	W 34-20
11/15	at Seahawks	P	3	38	12.7	20	0	0	0	0.0	0	0	W 39-32
11/22	Bengals	P	0	0	0.0	0	0	0	0	0.0	0	0	W 34-31
11/29	at 49ers	P	0	0	0.0	0	0	0	0	0.0	0	0	W 19-13
12/06	at Rams	P	0	0	0.0	0	0	0	0	0.0	0	0	W 27-3
12/10	Vikings	P	1	1	1.0	1	0	0	0	0.0	0	0	W 23-20
12/20	at Eagles	P	1	15	15.0	15	0	0	0	0.0	0	0	W 40-17
12/27	Packers	P	0	0	0.0	0	0	0	0	0.0	0	0	W 38-8
01/03	Seahawks	P	0	0	0.0	0	0	0	0	0.0	0	0	L 6-36
2015 TOTALS		16-0	11	144	13.1	39	1	0	0	0.0	0	0	13-3

Jaron Brown's 2014 GXG Regular Season Statistics (Cardinals)													
		Receiving					Rushing						
DATE	OPPONENT	P/S	NO	YDS	AVG	LG	TD	NO	YDS	AVG	LG	TD	W/L SCORE
09/08	Chargers	P	1	6	6.0	6	0	0	0	0.0	0	0	W 18-17
09/14	at Giants	P	0	0	0.0	0	0	0	0	0.0	0	0	W 25-14
09/21	49ers	P	0	0	0.0	0	0	0	0	0.0	0	0	W 23-14
10/05	at Broncos	S	0	0	0.0	0	0	0	0	0.0	0	0	L 20-41
10/12	Redskins	P	0	0	0.0	0	0	0	0	0.0	0	0	W 30-20
10/19	at Raiders	P	1	9	9.0	9	0	0	0	0.0	0	0	W 24-13
10/26	Eagles	S	1	7	7.0	7	0	0	0	0.0	0	0	W 24-20
11/02	at Cowboys	P	2	15	7.5	11t	1	0	0	0.0	0	0	W 28-17
11/09	Rams	P	3	35	11.7	15	0	0	0	0.0	0	0	W 31-14
11/16	Lions	P	1	4	4.0	4	0	0	0	0.0	0	0	W 14-6
11/23	at Seahawks	P	3	24	8.0	22	0	0	0	0.0	0	0	L 3-19
11/30	at Falcons	P	7	75	10.7	23	0	0	0	0.0	0	0	L 18-29
12/07	Chiefs	P	2	48	24.0	26t	1	0	0	0.0	0	0	W 17-14
12/11	at Rams	P	0	0	0.0	0	0	0	0	0.0	0	0	W 12-6
12/21	Seahawks	P	1	6	6.0	6	0	0	0	0.0	0	0	L 6-35
12/28	at 49ers	P	0	0	0.0	0	0	0	0	0.0	0	0	L 17-20
2014 TOTALS		16-2	22	229	10.4	26t	2	0	0	0.0	0	0	11-5

Jaron Brown's 2013 GXG Regular Season Statistics (Cardinals)													
DATE	OPPONENT	P/S	RECEIVING					RUSHING					W/L SCORE
			NO	YDS	AVG	LG	TD	NO	YDS	AVG	LG	TD	
09/08	at Rams	P	1	14	14.0	14	0	0	0	0.0	0	0	L 24-27
09/15	Lions	P	1	11	11.0	11	0	0	0	0.0	0	0	W 25-21
09/22	at Saints	P	0	0	0.0	0	0	0	0	0.0	0	0	L 7-31
09/29	at Buccaneers	P	1	19	19.0	19	0	0	0	0.0	0	0	W 13-10
10/06	Panthers	P	0	0	0.0	0	0	0	0	0.0	0	0	W 22-6
10/13	at 49ers	P	1	5	5.0	5	0	0	0	0.0	0	0	L 20-32
10/17	Seahawks	P	3	30	10.0	13	1	0	0	0.0	0	0	L 22-34
10/27	Falcons	P	0	0	0.0	0	0	0	0	0.0	0	0	W 27-13
11/10	Texans	P	1	7	7.0	7	0	0	0	0.0	0	0	W 27-24
11/17	at Jaguars	P	0	0	0.0	0	0	0	0	0.0	0	0	W 27-14
11/24	Colts	P	1	16	16.0	16	0	0	0	0.0	0	0	W 40-11
12/01	at Eagles	P	1	6	6.0	6	0	0	0	0.0	0	0	L 21-24
12/08	Rams	P	1	32	32.0	32	0	0	0	0.0	0	0	W 30-10
12/15	at Titans	P	0	0	0.0	0	0	0	0	0.0	0	0	W 37-34+
12/22	at Seahawks	P	0	0	0.0	0	0	0	0	0.0	0	0	W 17-10
12/29	49ers	P	0	0	0.0	0	0	0	0	0.0	0	0	L 20-23
2013 TOTALS			16-0	11	140	12.7	32	1	0	0	0.0	0	0 10-6

+ - Overtime

Jaron Brown's 2018 GXG Postseason Statistics (Seahawks)													
DATE	OPPONENT	P/S	RECEIVING					RUSHING					W/L SCORE
			NO	YDS	AVG	LG	TD	NO	YDS	AVG	LG	TD	
01/05	at Cowboys	S	0	0	0.0	0	0	0	0	0.0	0	0	L 22-24
2018 TOTALS			1-1	0	0	0.0	0	0	0	0.0	0	0	0-1

Jaron Brown's 2015 GXG Postseason Statistics (Cardinals)													
DATE	OPPONENT	P/S	RECEIVING					RUSHING					W/L SCORE
			NO	YDS	AVG	LG	TD	NO	YDS	AVG	LG	TD	
01/16	Packers	P	0	0	0.0	0	0	0	0	0.0	0	0	W 26-20+
01/24	at Panthers	S	1	16	16.0	16	0	0	0	0.0	0	0	L 15-49
2015 TOTALS			2-1	1	16	16.0	16	0	0	0.0	0	0	0 1-1

+ - Overtime

Jaron Brown's 2014 GXG Postseason Statistics (Cardinals)													
DATE	OPPONENT	P/S	RECEIVING					RUSHING					W/L SCORE
			NO	YDS	AVG	LG	TD	NO	YDS	AVG	LG	TD	
01/03	at Panthers	P	0	0	0.0	0	0	0	0	0.0	0	0	L 16-27
2014 TOTALS			1-0	0	0	0.0	0	0	0	0.0	0	0	0-1



55 | LINEBACKER  
BEN BURR-KIRVEN

Height: 6-0  
College: Washington  
Season: Rookie  
Born: September 8, 1997  
Hometown: Menlo Park, Calif.

TRANSACTIONS:

04/27/19: Drafted by Seattle (5th Round, 142nd)

**HOW ACQUIRED:** Drafted with the fourth pick in the fifth round (142nd overall) of the 2019 NFL Draft. Twelfth player selected out of UW in club history (Last: Will Dissly, 2018).

**COLLEGE:** Played in 53 games with 22 starts. Started all 14 games his senior season. Led the nation in tackles in 2018 with 176. In his career, recorded 338 tackles (190 solo), 11.5 TFLs, 4.0 sacks, four interceptions, 16 passes defended, six forced fumbles, and three fumble recoveries.

**Senior:** Among many honors, was selected All Pac-12 First Team and was named the Pac-12 Scholar of the Year for football and was also the Pat Tillman Pac-12 Defensive Player of the Year. Started all 14 games and finished the year leading NCAA-FBS with 176 total tackles, in addition to 5.5 TFLs, 2.0 sacks, 2 INTs, 8 passes defended, 4 forced fumbles and 3 fumble recoveries.

**Junior:** Named to the Academic All-Pac-12 first team. Named second-team All-Pac-12. Played in all 13 games, starting eight, and recorded 84 tackles (52 solo), 4.0 TFLs, 1.0 sacks, one interception, six passes defended and

two forced fumbles.

**Sophomore:** Played in every game of the season. Recorded 44 tackles (25 solo), 1.0 TFLs, one interception, and two passes defended. Six tackles, one for a loss, in the Pac-12 Championship Game win over Colorado.

**Freshman:** Played in 12 of 13 games as a true freshman. Named the UW's Most Outstanding Special Teams Player award.

**PERSONAL:** Named the MaxPreps All-Northern California Defensive Player of the Year and Division III State Player of the Year as a senior in 2014. Led the Gators to a 13-0 record, the PAL-Bay Division title and the CIF Central Coast Section Open Division crown in 2014, leading the team in tackles, with 116, despite missing much of the first half of the season due to an Achilles tendon injury suffered during track season. Also rushed for 1,086 yards on 106 carries, had 224 receiving yards and scored 19 touchdowns. As a junior, helped Sacred Heart to a 13-2 record, its first Northern California Division III title, and its first berth in the Division III championship game. Notched 204 total tackles (136 solo), six sacks and four interceptions while rushing for 451 yards and 11 TDs. Also was a sprinter on the track team, running the anchor leg on a 4x100 team that set a school record.

BEN BURR-KIRVEN'S NFL REGULAR SEASON DEFENSIVE STATISTICS

		TACKLES									INTERCEPTIONS					O. FUMB			ST					
DATE	TEAM	GP	GS	TK	S	A	TFL	YDS	SK	YDS	QBH	NO	YDS	LG	TD	PD	FF	FR	YDS	TK	S	A	FF	FR
2019	Seahawks	9	0	0	0	0	0	0	0.0	0.0	0	0	0	0	0	0	0	0	0	6	3	3	1	0
NFL TOTALS		9	0	0	0	0	0	0	0.0	0.0	0	0	0	0	0	0	0	0	0	6	3	3	1	0

BEN BURR-KIRVEN'S SINGLE-GAME HIGHS: DEFENSIVE

**Special Teams Tackles** 2 vs. Tampa Bay Buccaneers, Nov 03, 2019

**Special Teams Forced Fumbles** 1 vs. Cincinnati Bengals, Sep 08, 2019

BEN BURR-KIRVEN'S 2019 GYG REGULAR SEASON STATISTICS (SEAHAWKS)

			TACKLES							INTERCEPTIONS					O. FUMB			ST					MISC				
DATE	OPPONENT		TK	S	A	SK	YDS	TFL	YDS	QBH	NO	YDS	LG	TD	PD	FF	FR	YDS	TK	S	A	FF	FR	S	A	W/L	SCORE
09/08	Bengals	P	0	0	0	0.0	0.0	0	0	0	0	0	0	0	0	0	0	0	1	1	0	1	0	0	0	W	21-20
09/15	at Steelers	P	0	0	0	0.0	0.0	0	0	0	0	0	0	0	0	0	0	0	0	0	0	0	0	0	0	W	28-26
09/22	Saints	P	0	0	0	0.0	0.0	0	0	0	0	0	0	0	0	0	0	0	1	0	1	0	0	0	0	L	27-33
09/29	at Cardinals	P	0	0	0	0.0	0.0	0	0	0	0	0	0	0	0	0	0	0	0	0	0	0	0	0	0	W	27-10
10/03	Rams	P	0	0	0	0.0	0.0	0	0	0	0	0	0	0	0	0	0	0	1	1	0	0	0	0	0	W	30-29
10/13	at Browns	P	0	0	0	0.0	0.0	0	0	0	0	0	0	0	0	0	0	0	0	0	0	0	0	0	0	W	32-28
10/20	Ravens	P	0	0	0	0.0	0.0	0	0	0	0	0	0	0	0	0	0	0	1	0	1	0	0	0	0	L	16-30
10/27	at Falcons	P	0	0	0	0.0	0.0	0	0	0	0	0	0	0	0	0	0	0	0	0	0	0	0	0	0	W	27-20
11/03	Buccaneers	P	0	0	0	0.0	0.0	0	0	0	0	0	0	0	0	0	0	0	2	1	1	0	0	0	0	W	40-34+
2019 TOTALS			9-0	0	0	0	0.0	0.0	0	0	0	0	0	0	0	0	0	0	6	3	3	1	0	0	0	7-2	

+ - Overtime



32 | RUNNING BACK  
CHRIS CARSON

Height: 5-11      Weight: 222  
College:          Oklahoma State  
Seasons:        NFL : 3rd, Seahawks 3rd  
Born:            September 16, 1994  
Hometown:      Lilburn, Ga.

2019 SEASON:

Ranks 5th in the NFL with 764 rushing yards. Ranks 3rd in the NFL with 941 scrimmage yards.

09/29 at AZ: Recorded first 100-yard rushing game of the season, seventh of career, totaling 104 yards on 22 carries. Had a career-high 41 receiving yards on four receptions.

10/03 vs. LAR: Recorded second-straight 100-yard game.

10/13 at CLE: Recorded third-straight 100-yard game with a career-high 124 yards, tying the most consecutive 100-yard games of his career (final 3 games of 2018). Scored the game winning TD on a 1-yard run with 3:30 left to play in the game.

11/3 vs TB: Totaled 105 rushing yards on 16 attempts (6.6 avg.). Part of an offensive quartet that featured a 100-yard rusher, a 300-yard passer and two 100-yard receivers for the first time since 2014.

TRANSACTIONS:

04/29/17:    Drafted by Seattle (7th Round, 249th)

10/02/17:    Placed on IR (leg)

NFL CAREER HIGHLIGHTS:

- Drafted with the 31st pick in the seventh round (249th overall) of the 2017 NFL Draft. Second of two seventh-round picks in 2017. Third player selected out of Oklahoma State in club history (Last: Russell Okung, 2010).
- As a rookie, started three of four games to begin the year before a leg injury versus Indianapolis landed him on injured reserve for the remainder of the season.
- Led the NFL's top-ranked rushing attack with 1,151 yards and nine TDs in

2018. Individually ranked fifth in the NFL.

**COLLEGE:** In two seasons at Oklahoma State, played in 21 games, rushing 213 times for 1,076 yards for a 5.1 avg. and 13 TDs. Was selected the 2016 Thurman Thomas Award (Team's outstanding offensive player) and was 2016 Team Captain as voted by teammates. Was OSU's second leading rusher as a senior with 559 yards on 82 carries (6.8 yards per attempt) despite missing four games early in the season due to injury. His nine rushing touchdowns led the team. Averaged 92.8 rushing yards per game in his final four games of the season and added five rushing touchdowns during that span. Added 13 catches for 128 yards on the year. Had a career-high 146 rushing yards in OSU's win over TCU. Scored three touchdowns against Kansas - two rushing and one receiving. As a junior led OSU in rushing with 131 attempts and 517 yards. Added 170 receiving yards on 17 catches. Started nine times in his first year with the program and played in every game but one, which he missed due to injury. Played for coach Troy Morrell at Butler C.C. Ran for 994 yards and nine touchdowns on 139 attempts during his final junior college season. Also made 12 receptions for 63 yards and two scores. Totaled 611 yards and eight touchdowns on 109 rushing attempts as a freshman. Also caught seven passes for 94 yards. A late addition to the 2015 signing class who was previously committed to Georgia.

**PERSONAL:** Played for coach Cecil Flowe at Parkview High School. Totaled 1,146 rushing yards and 17 rushing touchdowns on 219 attempts as a senior. Also caught 15 passes for 122 yards and a score. Named all-district as a senior. Also played basketball and competed in track and field. Signed with Georgia out of high school. Christopher Dewayne Carson was born Sept. 16, 1994, in Biloxi, Miss. Son of Dina and Dorian Rowe. Majored in university studies/education.

CHRIS CARSON'S NFL REGULAR SEASON RUSHING/RECEIVING STATISTICS

		RUSHING						RECEIVING					
DATE	TEAM	GP	GS	NO.	YDS.	AVG.	LG	TD	NO.	YDS	AVG	LG	TD
2017	Seahawks	4	3	49	208	4.2	30	0	7	59	8.4	10t	1
2018	Seahawks	14	14	247	1,151	4.7	61	9	20	163	8.2	27	0
2019	Seahawks	9	9	175	764	4.4	59	3	24	177	7.4	21	2
NFL TOTALS		27	26	471	2,123	4.5	61	12	51	399	7.8	27	3

CHRIS CARSON'S NFL POSTSEASON RUSHING/RECEIVING STATISTICS

		RUSHING						RECEIVING					
DATE	TEAM	GP	GS	NO.	YDS.	AVG.	LG	TD	NO.	YDS	AVG	LG	TD
2018	Seahawks	1	1	13	20	1.5	5	0	2	-1	-0.5	7	0
NFL TOTALS		1	1	13	20	1.5	5	0	2	-1	-0.5	7	0

CHRIS CARSON'S SINGLE-GAME HIGHS: RUSHING/RECEIVING

<b>Rush Attempts</b>	32 vs. Dallas Cowboys, Sep 23, 2018	<b>Longest Receptions</b>	27 vs. San Francisco 49ers, Dec 02, 2018
<b>Rushing Yards</b>	124 at Cleveland Browns, Oct 13, 2019	<b>Receiving TDs</b>	1 vs. Los Angeles Rams, Oct 03, 2019
<b>Longest Runs</b>	61 vs. Arizona Cardinals, Dec 30, 2018		...2 more at 1.
<b>Rushing TDs</b>	2 vs. Kansas City Chiefs, Dec 23, 2018	<b>All-purpose yards</b>	159 at Cleveland Browns, Oct 13, 2019
<b>Receptions</b>	6 vs. Cincinnati Bengals, Sep 08, 2019	<b>Miscellaneous Tackles</b>	1 vs. Arizona Cardinals, Dec 30, 2018
	...1 more at 6.	<b>Most TDs</b>	2 vs. Cincinnati Bengals, Sep 08, 2019
<b>Receiving Yards</b>	41 at Arizona Cardinals, Sep 29, 2019		...1 more at 2.

CHRIS CARSON'S 100-YARD RUSHING GAMES (10): REGULAR SEASON						
DATE	TEAM	ATT.	YDS.	AVG.	LG	TD
10/13/19	at Browns	24	124	5.2	25	1
12/30/18	CARDINALS	19	122	6.4	61	1
12/16/18	at 49ers	22	119	5.4	26	1
10/03/19	RAMS	27	118	4.4	14	0
10/07/18	RAMS	19	116	6.1	21	0
12/23/18	CHIEFS	27	116	4.3	17	2
10/28/18	at Lions	25	105	4.2	12	1
11/03/19	BUCCANEERS	16	105	6.6	59	0
09/29/19	at Cardinals	22	104	4.7	12	0
09/23/18	COWBOYS	32	102	3.2	13	1

CHRIS CARSON'S 2019 GXG REGULAR SEASON STATISTICS (SEAHAWKS)													
RUSHING							RECEIVING						
DATE	OPPONENT	P/S	NO	YDS	AVG	LG	TD	NO	YDS	AVG	LG	TD	W/L SCORE
09/08	Bengals	S	15	46	3.1	21	1	6	34	5.7	10t	1	W 21-20
09/15	at Steelers	S	15	60	4.0	21	0	3	27	9.0	10	0	W 28-26
09/22	Saints	S	15	52	3.5	22	0	1	-2	-2.0	-2	0	L 27-33
09/29	at Cardinals	S	22	104	4.7	12	0	4	41	10.3	17	0	W 27-10
10/03	Rams	S	27	118	4.4	14	0	1	5	5.0	5t	1	W 30-29
10/13	at Browns	S	24	124	5.2	25	1	4	35	8.8	21	0	W 32-28
10/20	Ravens	S	21	65	3.1	9	0	3	9	3.0	10	0	L 16-30
10/27	at Falcons	S	20	90	4.5	19	1	0	0	0.0	0	0	W 27-20
11/03	Buccaneers	S	16	105	6.6	59	0	2	28	14.0	15	0	W 40-34+
2019 TOTALS	9-9		175	764	4.4	59	3	24	177	7.4	21	2	7-2
+ - Overtime													

CHRIS CARSON'S 2018 GXG REGULAR SEASON STATISTICS (SEAHAWKS)													
RUSHING							RECEIVING						
DATE	OPPONENT	P/S	NO	YDS	AVG	LG	TD	NO	YDS	AVG	LG	TD	W/L SCORE
09/09	at Broncos	S	7	51	7.3	24	0	3	28	9.3	14	0	L 24-27
09/17	at Bears	S	6	24	4.0	9	0	0	0	0.0	0	0	L 17-24
09/23	Cowboys	S	32	102	3.2	13	1	2	22	11.0	19	0	W 24-13
09/30	at Cardinals						INACTIVE						W 20-17
10/07	Rams	S	19	116	6.1	21	0	1	11	11.0	11	0	L 31-33
10/14	at Raiders	S	14	59	4.2	21	0	0	0	0.0	0	0	W 27-3
10/28	at Lions	S	25	105	4.2	12	1	2	19	9.5	17	0	W 28-14
11/04	Chargers	S	8	40	5.0	15	0	0	0	0.0	0	0	L 17-25
11/11	at Rams						INACTIVE						L 31-36
11/15	Packers	S	17	83	4.9	15	1	0	0	0.0	0	0	W 27-24
11/25	at Panthers	S	16	55	3.4	16	1	2	8	4.0	6	0	W 30-27
12/02	49ers	S	13	69	5.3	23	0	3	39	13.0	27	0	W 43-16
12/10	Vikings	S	22	90	4.1	11	1	0	0	0.0	0	0	W 21-7
12/16	at 49ers	S	22	119	5.4	26	1	6	29	4.8	10	0	L 23-26+
12/23	Chiefs	S	27	116	4.3	17	2	0	0	0.0	0	0	W 38-31
12/30	Cardinals	S	19	122	6.4	61	1	1	7	7.0	7	0	W 27-24
2018 TOTALS	14-14		247	1,151	4.7	61	9	20	163	8.2	27	0	10-6
+ - Overtime													

CHRIS CARSON'S 2017 GXG REGULAR SEASON STATISTICS (SEAHAWKS)												
DATE	OPPONENT	p/s	RUSHING					RECEIVING				
			NO	YDS	AVG	LG	TD	NO	YDS	AVG	LG	TD
09/10 at Packers	S		6	39	6.5	30	0	1	10	10.0	10	0
09/17 49ers	P		20	93	4.7	16	0	1	7	7.0	7	0
09/24 at Titans	S		11	34	3.1	7	0	2	18	9.0	10t	1
10/01 Colts	S		12	42	3.5	11	0	3	24	8.0	9	0
10/22 at Giants							DID NOT PLAY					W
10/29 Texans							DID NOT PLAY					W
11/05 Redskins							DID NOT PLAY					L
11/09 at Cardinals							DID NOT PLAY					W
11/20 Falcons							DID NOT PLAY					L
11/26 at 49ers							DID NOT PLAY					W
12/03 Eagles							DID NOT PLAY					W
12/10 at Jaguars							DID NOT PLAY					L
12/17 Rams							DID NOT PLAY					L
12/24 at Cowboys							DID NOT PLAY					W
12/31 Cardinals							DID NOT PLAY					L
2017 TOTALS	4-3		49	208	4.2	30	0	7	59	8.4	10t	1

CHRIS CARSON'S 2018 GXG POSTSEASON STATISTICS (SEAHAWKS)												
DATE	OPPONENT	p/s	RUSHING					RECEIVING				
			NO	YDS	AVG	LG	TD	NO	YDS	AVG	LG	TD
01/05 at Cowboys	S		13	20	1.5	5	0	2	-1	-0.5	7	0
2018 TOTALS	1-1		13	20	1.5	5	0	2	-1	-0.5	7	0





# 90 | DEFENSIVE END JADEVEON CLOWNEY

Height: 6-5      Weight: 255  
College: South Carolina  
Seasons: NFL : 6th. Seahawks 1st  
Born: February 14, 1993  
Hometown: Rock Hill, S.C.  
Pronunciation: juh-DEV-ee-on



## 2019 SEASON:

09/29 at AZ: Corralled his first-career interception and returned it 27 yards for a TD. It was his third-career TD having returned two fumbles for TDs.

## TRANSACTIONS:

05/08/14: Drafted by Houston (1st round, 1st)  
12/10/14: Placed on IR  
02/02/15: Activated from Reserve  
07/27/15: Declared Physically Unable to Perform  
08/17/15: Passed physical  
04/14/17: Option Exercised  
12/29/18: Signed Renegotiated Contract  
03/04/19: Designated Franchise Player  
08/31/19: Signed Franchise Tender  
09/01/19: Traded to Seattle

## NFL CAREER HIGHLIGHTS:

- Traded to Seattle at start of 2019 season following five seasons with Houston where he was drafted first overall in the 2014 NFL Draft. Seattle traded Barkevious Mingo, Jacob Martin and a 2020 third-round pick in exchange for Clowney.
- In five seasons at Houston, played in 62 games with 55 starts, logging 205

tackles (151 solo), 64 TFL, 29.0 sacks, 67 QBH, 11 passes defended, five forced fumbles, and five fumble recoveries.

- Garnered 2nd Team All-Pro honors in 2016 and was selected to the Pro Bowl following the 2016-18 seasons.
- AFC Defensive Player of the Week (2018 – Week 4 at Indianapolis)
- Ed Block Courage Award (2015)

**COLLEGE:** Played three seasons (2011-13) at the University of South Carolina in Columbia, S.C. Started 23-of-36 games for the Gamecocks, recording 130 total tackles (85 solo) that included 24.0 sacks, 47.0 tackles for loss and 20 quarterback pressures. Recovered one fumble, forced nine others and deflected seven passes. Finished second in school annals with 47.0 tackles for loss. Third on the school's all-time list with 24.0 sacks. Holds school record with nine forced fumbles. Two-time All-American (2012, 2013). Two-time All-SEC (2012, 2013). SEC Freshman of the Year. Became the third Gamecock to earn first-team All-American honors in two seasons.

**PERSONAL:** Attended South Pointe High School in Rock Hill, S.C. Started for the Stallions as a freshman at running back and defensive end. Tallied 162 total tackles, 29.5 sacks, 29 tackles for loss, 11 forced fumbles and six fumble recoveries and scored five touchdowns on defense. Led his team a 15-0 record and state championship and finished with 17.0 sacks. Finished his sophomore season with 144 tackles and 23.0 sacks. Named South Carolina's 2010 Mr. Football. Also lettered for the school's basketball team. Majored in African-American studies.

## JADEVEON CLOWNEY'S NFL REGULAR SEASON DEFENSIVE STATISTICS

TACKLES											INTERCEPTIONS					O. FUMB			ST				MISC				
DATE	TEAM	GP	GS	TK	S	A	TFL	YDS	SK	YDS	QBH	NO	YDS	LG	TD	PD	FF	FR	YDS	TK	S	A	FF	FR	S	A	
2014	Texans	4	2	7	5	2	3	10	0.0	0.0	0	0	0	0	0	0	0	0	0	0	0	0	0	0	0	0	
2015	Texans	13	9	40	27	13	8	48	4.5	43.5	8	0	0	0	0	6	1	0	0	0	0	0	0	0	0	0	
2016	Texans	14	14	52	40	12	16	69	6.0	45.0	17	0	0	0	0	2	1	0	0	0	0	0	0	0	0	0	
2017	Texans	16	16	59	41	18	21	102	9.5	67.0	21	0	0	0	0	2	2	2	71	0	0	0	0	0	0	0	
2018	Texans	15	14	47	38	9	16	81	9.0	74.5	21	0	0	0	0	1	1	3	0	0	0	0	0	0	0	0	
2019	Seahawks	9	7	20	11	9	5	4	2.0	13.0	7	1	27	27t	1	3	2	1	0	0	0	0	0	0	0	0	
NFL TOTALS		71	62	225	162	63	69	314	31.0	243.0	74	1	27	27t	1	14	7	6	71	0	0	0	0	0	0	0	0

## JADEVEON CLOWNEY'S NFL POSTSEASON DEFENSIVE STATISTICS

TACKLES												INTERCEPTIONS					O. FUMB			ST					MISC	
DATE	TEAM	GP	GS	TK	S	A	TFL	YDS	SK	YDS	QBH	NO	YDS	LG	TD	PD	FF	FR	YDS	TK	S	A	FF	FR	S	A
2015	Texans	0	0				0	0	0.0	0.0		0	0			0	0	0	0	0	0	0	0	0	0	0
2016	Texans	2	2	3	3	0	1	1	0.0	0.0	2	1	3	3	0	2	0	0	0	0	0	0	0	0	0	0
2018	Texans	1	1	5	2	3	0	0	0.0	0.0	0	0	0	0	0	0	0	0	0	0	0	0	0	0	0	0
NFL TOTALS		3	3	8	5	3	1	1	0.0	0.0	2	1	3	3	0	2	0	0	0	0	0	0	0	0	0	0

## JADEVEON CLOWNEY'S SINGLE-GAME HIGHS: DEFENSIVE

<b>Total Tackles</b>	9 at Philadelphia Eagles, Dec 23, 2018	<b>Fumble Recoveries</b>	1 vs. Los Angeles Rams, Oct 03, 2019
<b>Sacks</b>	2.0 at Jacksonville Jaguars, Oct 21, 2018 ...4 more at 2.0.	<b>Tackles For Loss</b>	4 at Indianapolis Colts, Sep 30, 2018 ...2 more at 4.
<b>Passes Defended</b>	2 at Carolina Panthers, Sep 20, 2015	<b>Interceptions</b>	1 at Arizona Cardinals, Sep 29, 2019
<b>Forced Fumbles</b>	1 at Atlanta Falcons, Oct 27, 2019 ...6 more at 1.	<b>Interception Return Yards</b>	27 at Arizona Cardinals, Sep 29, 2019

## ADDITIONAL STATS

Touchdowns:  
 22-yard fumble recovery at New England (9/21/17)  
 Fumble recovery in the end zone at Indianapolis (9/30/18)  
 27-yard interception at Arizona (9/29/19)

JADEVEON CLOWNEY'S 2019 GXG REGULAR SEASON STATISTICS (SEAHAWKS)																											
		TACKLES								INTERCEPTIONS					O. FUMB			ST					MISC				
DATE	OPPONENT	TK	S	A	SK	YDS	TFL	YDS	QBH	NO	YDS	LG	TD	PD	FF	FR	YDS	TK	S	A	FF	FR	S	A	W/L	SCORE	
09/08	Bengals	P	2	1	1	1.0	2.0	1	2	1	0	0	0	0	1	0	0	0	0	0	0	0	0	0	0	W	21-20
09/15	at Steelers	S	2	1	1	0.0	0.0	0	0	0	0	0	0	1	0	0	0	0	0	0	0	0	0	0	0	W	28-26
09/22	Saints	S	1	0	1	0.0	0.0	0	0	0	0	0	0	0	0	0	0	0	0	0	0	0	0	0	0	L	27-33
09/29	at Cardinals	S	1	0	1	0.0	0.0	0	0	0	1	27	27	1	1	0	0	0	0	0	0	0	0	0	0	W	27-10
10/03	Rams	S	3	1	2	0.0	0.0	1	0	2	0	0	0	0	0	1	1	0	0	0	0	0	0	0	0	W	30-29
10/13	at Browns	S	3	1	2	0.0	0.0	0	0	0	0	0	0	0	0	0	0	0	0	0	0	0	0	0	0	W	32-28
10/20	Ravens	S	3	3	0	0.0	0.0	1	1	0	0	0	0	0	0	0	0	0	0	0	0	0	0	0	0	L	16-30
10/27	at Falcons	S	3	3	0	1.0	11.0	1	1	4	0	0	0	0	0	1	0	0	0	0	0	0	0	0	0	W	27-20
11/03	Buccaneers	P	2	1	1	0.0	0.0	1	0	0	0	0	0	0	0	0	0	0	0	0	0	0	0	0	0	W	40-34+
2019 TOTALS	9-7	20	11	9	2.0	13.0	5	4	7	1	27	27t	1	3	2	1	0	0	0	0	0	0	0	0	0	7-2	
+ - Overtime																											

+ - Overtime



95 | DEFENSIVE END

L.J. COLLIER

Height: 6-3  
College: TCU  
Season: Rookie  
Born: September 12, 1995  
Hometown: Munday, Texas

Weight: 291  
TCU  
Rookie  
September 12, 1995  
Munday, Texas

**2019 SEASON:**

09/08 vs. CIN: Inactive (ankle).

09/15 at PIT: Saw first-career action at DE.

**TRANSACTIONS:**

04/25/19: Drafted by Seattle (1st Round, 29th)

**HOW ACQUIRED:** Selected with the 29th pick of the 1st round (29th overall) in the 2019 NFL Draft. Third player drafted out of TCU (Last: Joey Hunt, 2016).

**COLLEGE:** Totaled 82 tackles in his TCU career, including 20.5 for a loss with 14.5 sacks. Played in 42 games.

**RS Senior:** A first-team All-Big 12 selection by the conference head coaches and Pro Football Focus. PFF gave him the highest grade among edge rushers in the Big 12 in 2018. Placed second on TCU with his career-high 6.0 sacks and 11.5 tackles for loss. Tied for third on the team with four pass breakups, the most by a TCU defensive lineman.

**RS Junior:** Played in all 14 games. Recorded 4.0 sacks and 4.5 tackles for loss. Had 18 total tackles (8 solo). Had a career-high four tackles against Oklahoma in the Big 12 Championship Game. Recorded his first career interception in the win at No. 6 Oklahoma State.

**RS Sophomore:** Played in all 13 games, recording 21 total tackles, 4.5 tackles for loss and 4.5 sacks. Recorded season-bests of four tackles and 1.5 sacks in win over Iowa State.

**RS Freshman:** Saw action in four games with one tackle against SMU on Sept. 19.

**Freshman:** Redshirted his first season on campus.


**PERSONAL:** Three-star recruit ranked No. 11 in Texas and No. 71 nationally for defensive ends by Scout.com. District 8-A Defensive Most Valuable Player as a senior at Munday High School. Was also a first-team selection at tight end. Caught 22 passes for 465 yards his junior year. First-team all-district as a sophomore.

L.J. COLLIER'S NFL REGULAR SEASON DEFENSIVE STATISTICS																									
DATE	TEAM	GP	GS	TACKLES					YDS	SK	YDS	QBH	INTERCEPTIONS					O. FUMB			ST				
				TK	S	A	TFL	YDS					NO	YDS	LG	TD	PD	FF	FR	YDS	TK	S	A	FF	FR
2019	Seahawks	6	0	2	2	0	0	0	0.0	0.0	0	0	0	0	0	0	0	0	0	0	0	0	0	0	0
NFL TOTALS		6	0	2	2	0	0	0	0.0	0.0	0	0	0	0	0	0	0	0	0	0	0	0	0	0	0

L.J. COLLIER'S SINGLE-GAME HIGHS: DEFENSIVE	
Total Tackles	1 at Atlanta Falcons, Oct 27, 2019
	...1 more at 1.

L.J. COLLIER'S 2019 GXG REGULAR SEASON STATISTICS (SEAHAWKS)																									
DATE	OPPONENT		TACKLES					YDS	QBH	INTERCEPTIONS					O. FUMB			ST					MISC		
			TK	S	A	SK	YDS			NO	YDS	LG	TD	PD	FF	FR	YDS	TK	S	A	FF	FR	S	A	W/L
09/08	Bengals									INACTIVE															W 21-20
09/15	at Steelers	P	0	0	0	0.0	0.0	0	0	0	0	0	0	0	0	0	0	0	0	0	0	0	0	0	W 28-26
09/22	Saints									INACTIVE															L 27-33
09/29	at Cardinals	P	1	1	0	0.0	0.0	0	0	0	0	0	0	0	0	0	0	0	0	0	0	0	0	0	W 27-10
10/03	Rams									INACTIVE															W 30-29
10/13	at Browns	P	0	0	0	0.0	0.0	0	0	0	0	0	0	0	0	0	0	0	0	0	0	0	0	0	W 32-28
10/20	Ravens	P	0	0	0	0.0	0.0	0	0	0	0	0	0	0	0	0	0	0	0	0	0	0	0	0	L 16-30
10/27	at Falcons	P	1	1	0	0.0	0.0	0	0	0	0	0	0	0	0	0	0	0	0	0	0	0	0	0	W 27-20
11/03	Buccaneers	P	0	0	0	0.0	0.0	0	0	0	0	0	0	0	0	0	0	0	0	0	0	0	0	0	W 40-34+
2019 TOTALS		6-0	2	2	0	0.0	0.0	0	0	0	0	0	0	0	0	0	0	0	0	0	0	0	0	0	7-2

+ - Overtime



# 4 | PUNTER MICHAEL DICKSON

Height: 6-2  
College: Texas  
Seasons: NFL : 2nd. Seahawks 2nd  
Born: January 4, 1996  
Hometown: Sydney, Australia



04/28/18: Drafted by Seattle (5th round, 149th)

## NFL CAREER HIGHLIGHTS:

- Drafted with the third of four fifth-round draft picks (149th overall) in the 2018 NFL Draft. Seventh punter selected in club history (Last: Ryan Plackemeier, 2006).
- Earned first-team All-Pro as a rookie after finishing second in the NFL with a club record 48.2-yard average. Was sixth in the NFL with a club record 42.5 net average. Second Seahawks punter named to the All Pro team, and first time since Rick Tuten earned second-team honors in 1994. Also earned a Pro Bowl bid as a rookie, following Tuten (1994) as only the second Pro Bowl punter in team history. Earned NFC Special Teams Player of the Month (November) and NFC Special Teams Player for Week 8.

**COLLEGE:** After growing up in Australia, playing Australian Rules Football, transitioned to American football and played three years at Texas, finishing his career as UT's all-time leader in punting average at 45.32 yards per punt. Punted a school-record 226 times for a school-record 10,242 yards. Was the recipient of the 2017 Ray Guy Award. Named a unanimous first team All-American (AFCA, AP, FWAA, SN, WCFF). The 2016 and 2017 Big 12 Conference Special Teams Player of the Year. Named first team All-Big 12 at punter in both 2016 and 2017. Named 2017 Big 12 Football Scholar-Athlete of the Year and an Academic All-Big 12 First Team member. Also an All-American in 2016.

**PERSONAL:** During high school played Australian Rules Football, serving mostly as a defender. Started each match in his career. Averaged approximately 20 disposals per game (a kick/punt or a hand pass). During 2014, participated for the Sydney Swans Academy (professional development team) and represented his state (NSW). Born in Sydney, Australia. Lived in Melbourne, Australia for the five months preceding his move to the United States in the summer of 2015. Mother is Lily Baum and stepfather is Stephen Baum. Has one sister, Rubie.

## MICHAEL DICKSON'S NFL REGULAR SEASON PUNTING STATISTICS

DATE TEAM	GP	NO.	YDS.	AVG.	OPP. RET.	YDS.	NET. YDS.	AVG.	TB	IN20	LG	BK
2018 Seahawks	16	78	3,759	48.2	36	304	3,355	42.5	5	28	69	1
2019 Seahawks	9	38	1,782	46.9	21	169	1,553	40.9	3	15	63	0
NFL TOTALS	25	116	5,541	47.8	57	473	4,908	41.9	8	43	69	1

## MICHAEL DICKSON'S NFL POSTSEASON PUNTING STATISTICS

DATE TEAM	GP	NO.	YDS.	AVG.	OPP. RET.	YDS.	NET. YDS.	AVG.	TB	IN20	LG	BK
2018 Seahawks	1	7	360	51.4	6	80	280	40.0	0	1	60	0
NFL TOTALS	1	7	360	51.4	6	80	280	40.0	0	1	60	0

## MICHAEL DICKSON'S NFL REGULAR SEASON KICKING STATISTICS

DATE TEAM	GP	FGM	FGA	PCT.	LG	XP	XPA	PCT.	BLK	PTS
2018 Seahawks	16	0	0	0.0	0	0	0	0.0	0	0
2019 Seahawks	9	0	0	0.0	0	0	0	0.0	0	0
NFL TOTALS	25	0	0	0.0	0	0	0	0.0	0	0

## MICHAEL DICKSON'S NFL POSTSEASON KICKING STATISTICS

DATE TEAM	GP	FGM	FGA	PCT.	LG	XP	XPA	PCT.	BLK	PTS
2018 Seahawks	1	0	0	0.0	0	0	0	0.0	0	0
NFL TOTALS	1	0	0	0.0	0	0	0	0.0	0	0

## ADDITIONAL STATS

**Rushing:** 2018 (Rushed once for 9 yards). **Career:** Rushed once for 9 yards.

## MICHAEL DICKSON'S SINGLE-GAME HIGHS: PUNTER

<b>Punts</b>	8 vs. Cincinnati Bengals, Sep 08, 2019 ...2 more at 8.	<b>Longest Punts</b>	69 at Denver Broncos, Sep 09, 2018
<b>Gross Punting Yards</b>	426 at San Francisco 49ers, Dec 16, 2018	<b>Inside the 20</b>	4 vs. Los Angeles Chargers, Nov 04, 2018 ...1 more at 4.
<b>Gross Punting Avg</b>	59.0 at Denver Broncos, Sep 09, 2018	<b>Rush Attempts</b>	1 at Detroit Lions, Oct 28, 2018
<b>Net Punting Yards</b>	356 at San Francisco 49ers, Dec 16, 2018	<b>Rushing Yards</b>	9 at Detroit Lions, Oct 28, 2018
<b>Net Punting Avg</b>	57.5 at Denver Broncos, Sep 09, 2018	<b>Longest Runs</b>	9 at Detroit Lions, Oct 28, 2018

MICHAEL DICKSON'S 2019 GXG REGULAR SEASON STATISTICS (SEAHAWKS)													
DATE	OPPONENT		NO.	YDS.	AVG.	OPP. RET.	YDS.	NET. YDS.	AVG	TB	IN20	LG	BK/W/L SCORE
09/08	Bengals	P	8	376	47.0	4	34	342	42.8	0	2	60	0 W 21-20
09/15	at Steelers	P	4	205	51.3	2	12	173	43.3	1	2	59	0 W 28-26
09/22	Saints	P	4	165	41.3	3	53	112	28.0	0	1	59	0 L 27-33
09/29	at Cardinals	P	4	171	42.8	1	1	170	42.5	0	3	51	0 W 27-10
10/03	Rams	P	4	190	47.5	2	16	174	43.5	0	2	56	0 W 30-29
10/13	at Browns	P	4	156	39.0	1	5	131	32.8	1	1	54	0 W 32-28
10/20	Ravens	P	3	154	51.3	2	8	126	42.0	1	1	56	0 L 16-30
10/27	at Falcons	P	4	199	49.8	3	8	191	47.8	0	3	58	0 W 27-20
11/03	Buccaneers	P	3	166	55.3	3	32	134	44.7	0	0	63	0 W 40-34+
2019 TOTALS		9	38	1,782	46.9	21	169	1,553	40.9	3	15	63	0 7-2

+- Overtime



# 37 | STRONG SAFETY QUANDRE DIGGS

Height: 5-9      Weight: 197  
College: Texas  
Seasons: NFL : 5th. Seahawks 1st  
Born: January 22, 1993  
Hometown: Houston, Texas  
Pronunciation: KWAHN-dray

**2019 SEASON:**

10/27 at ATL: Inactive (hamstring).

11/3 vs. TB: Inactive (hamstring).

**TRANSACTIONS:**

05/02/15: Drafted by Detroit (6th round, 200th overall)

12/06/16: Placed on injured reserve (pectoral)

10/23/19: Traded to Seattle

**NFL CAREER HIGHLIGHTS:**

• Started 40 of 65 games for the Detroit Lions before being traded to Seattle on October 23, 2019.

• Recorded a career-high 10 tackles (nine solo) against Green Bay in Week 5 (10/7/18). His nine solo tackles were also a personal best.

• Recorded his fourth career interception against the New York Jets in Week 1 (9/10/18) and returned it for a touchdown. It marked the first time the Lions have ever recorded an interception returned for a touchdown on the first play from scrimmage.

**COLLEGE:** A four-year cornerback at Texas who played in 52 career games (49 starts) and ended his career tied for ninth on the Texas all-time list for interceptions (11), while his 37 career passes defended are also tied for ninth in school history. Earned All-Big 12 honors three times (2011, 2013, 2014)

and started 48 of his final 49 games. Did not miss a game in his Texas career. Earned 2014 first-team All-Big 12 honors from ESPN and was a second team pick by the Associated Press and the league's coaches. Was invited to the 2015 Senior Bowl following his final season at Texas where he finished with a career-high 73 total tackles (52 solo), two sacks, three interceptions, five passes defended and one forced fumble in 13 games (13 starts).

**PERSONAL:** Attended Angleton High where he was a two-time all-state and four-time all-district selection at multiple positions. Was a four-year starter at Angleton and finished his career with 8,265 all-purpose yards and 83 touchdowns on offense, rushing for 4,409 yards and 58 touchdowns, passing for 1,938 yards and 11 touchdowns and catching 10 passes for 301 yards and three touchdowns. On defense, totaled 237 tackles, 19 tackles for loss, six sacks, 10 interceptions, 52 pass breakups, 11 forced fumbles, four fumble recoveries, seven blocked kicks and returned four interceptions for scores. Brother, Quentin Jammer, was a three-year starter and All-American defensive back at Texas (1997-98, 2000-01) and played for the Denver Broncos in 2013 after 11 seasons with the San Diego Chargers (2002-12). Also lettered three years in track and was a two-year letterman in basketball. Earned a bachelor's degree in physical culture and sports with a minor in social work from Texas, and was a member of the Big 12 Commissioner's Honor Roll in 2013.

QUANDRE DIGGS' NFL REGULAR SEASON DEFENSIVE STATISTICS																											
DATE	TEAM	GP	GS	TK	S	TACKLES					INTERCEPTIONS					O. FUMB			ST					MISC			
						A	TFL	YDS	SK	YDS	QBH	NO	YDS	LG	TD	PD	FF	FR	YDS	TK	S	A	FF	FR	S	A	
2015	Lions	16	4	35	28	7	2	7	0.0	0.0	0	0	0	0	0	6	1	1	0	3	3	0	0	0	0	0	0
2016	Lions	12	4	42	38	4	2	4	0.0	0.0	1	0	0	0	0	1	1	0	0	2	2	0	0	0	0	0	0
2017	Lions	16	11	54	44	10	5	11	1.0	0.0	2	3	28	16	0	9	1	0	0	1	1	0	0	0	0	0	0
2018	Lions	16	16	78	64	14	3	4	0.0	0.0	1	3	41	37t	1	8	0	0	0	0	0	0	0	0	0	0	0
2019	Lions	5	5	20	17	3	0	0	0.0	0.0	0	0	0	0	0	0	0	0	0	0	0	0	0	0	0	0	0
Went from Lions to Seahawks.																											
2019	Seahawks	0	0	0	0	0	0	0	0.0	0.0	0	0	0	0	0	0	0	0	0	0	0	0	0	0	0	0	0
2019	TOTAL	5	5	20	17	3	0	0	0.0	0.0	0	0	0	0	0	0	0	0	0	0	0	0	0	0	0	0	0
NFL TOTALS		65	40	229	191	38	12	26	1.0	0.0	4	6	69	37t	1	24	3	1	0	6	6	0	0	0	0	0	0

QUANDRE DIGGS' NFL POSTSEASON DEFENSIVE STATISTICS																											
DATE	TEAM	GP	GS	TACKLES					INTERCEPTIONS					O. FUMB			ST					MISC			TK	S	A
				TK	S	A	TFL	YDS	SK	YDS	QBH	NO	YDS	LG	TD	PD	FF	FR	YDS	TK	S	A	FF	FR	S	A	
2016	Lions	0	0	0	0	0	0	0	0.0	0.0	0	0	0	0	0	0	0	0	0	0	0	0	0	0	0	0	0
NFL TOTALS		0	0	0	0	0	0	0	0.0	0.0	0	0	0	0	0	0	0	0	0	0	0	0	0	0	0	0	0

QUANDRE DIGGS' SINGLE-GAME HIGHS: DEFENSIVE					
Total Tackles	10 vs. Green Bay Packers, Oct 07, 2018		Tackles For Loss	2 vs. Pittsburgh Steelers, Oct 29, 2017	
Sacks	1.0 vs. Chicago Bears, Dec 16, 2017		Interceptions	1 at Green Bay Packers, Dec 30, 2018	
Passes Defensed	3 vs. Arizona Cardinals, Sep 10, 2017			...5 more at 1.	
Forced Fumbles	1 at Tampa Bay Buccaneers, Dec 10, 2017		Interception Return Yards	37 vs. New York Jets, Sep 10, 2018	
	...2 more at 1.		Special Teams Tackles	1 at Chicago Bears, Nov 19, 2017	
Fumble Recoveries	1 vs. Denver Broncos, Sep 27, 2015			...5 more at 1.	

QUANDRE DIGGS' 2019 GXG REGULAR SEASON STATISTICS (LIONS/SEAHAWKS)																										
DATE OPPONENT		TACKLES								INTERCEPTIONS					O. FUMB			ST					MISC		AW/L	SCORE
		TK	S	A	SK	YDS	TFL	YDS	QBH	NO	YDS	LG	TD	PD	FF	FR	YDS	TK	S	A	FF	FR	S	A		
09/08 at Cardinals	S	5	5	0	0.0	0.0	0	0	0	0	0	0	0	0	0	0	0	0	0	0	0	0	0	0	L	27-27+
09/15 Chargers	S	6	4	2	0.0	0.0	0	0	0	0	0	0	0	0	0	0	0	0	0	0	0	0	0	0	W	13-10
09/22 at Eagles	S	5	4	1	0.0	0.0	0	0	0	0	0	0	0	0	0	0	0	0	0	0	0	0	0	0	W	27-24
09/29 Chiefs	S	0	0	0	0.0	0.0	0	0	0	0	0	0	0	0	0	0	0	0	0	0	0	0	0	0	L	30-34
10/14 at Packers		INACTIVE																							L	22-23
10/20 Vikings	S	4	4	0	0.0	0.0	0	0	0	0	0	0	0	0	0	0	0	0	0	0	0	0	0	0	L	30-42
10/27 at Falcons		Went from Lions to Seahawks.																							W	27-20
11/03 Buccaneers		INACTIVE																							W	40-34+
2019 TOTALS	5-5	20	17	3	0.0	0.0	0	0	0	0	0	0	0	0	0	0	0	0	0	0	0	0	0	0	4-4	
+ - Overtime																										

QUANDRE DIGGS' 2018 GXG REGULAR SEASON STATISTICS (LIONS)																										
DATE OPPONENT		TACKLES								INTERCEPTIONS					O. FUMB			ST					MISC		AW/L	SCORE
		TK	S	A	SK	YDS	TFL	YDS	QBH	NO	YDS	LG	TD	PD	FF	FR	YDS	TK	S	A	FF	FR	S	A		
09/10 Jets	S	4	4	0	0.0	0.0	0	0	0	1	37	37	1	1	0	0	0	0	0	0	0	0	0	0	L	17-48
09/16 at 49ers	S	5	4	1	0.0	0.0	0	0	0	0	0	0	0	2	0	0	0	0	0	0	0	0	0	0	L	27-30
09/23 Patriots	S	3	2	1	0.0	0.0	0	0	0	0	0	0	0	0	0	0	0	0	0	0	0	0	0	0	W	26-10
09/30 at Cowboys	S	4	2	2	0.0	0.0	0	0	0	0	0	0	0	1	0	0	0	0	0	0	0	0	0	0	L	24-26
10/07 Packers	S	10	9	1	0.0	0.0	0	0	0	0	0	0	0	0	0	0	0	0	0	0	0	0	0	0	W	31-23
10/21 at Dolphins	S	4	4	0	0.0	0.0	1	1	1	0	0	0	0	0	0	0	0	0	0	0	0	0	0	0	W	32-21
10/28 Seahawks	S	8	5	3	0.0	0.0	1	1	0	0	0	0	0	0	0	0	0	0	0	0	0	0	0	0	L	14-28
11/04 at Vikings	S	4	3	1	0.0	0.0	0	0	0	0	0	0	0	0	0	0	0	0	0	0	0	0	0	0	L	9-24
11/11 at Bears	S	3	3	0	0.0	0.0	0	0	0	0	0	0	0	1	0	0	0	0	0	0	0	0	0	0	L	22-34
11/18 Panthers	S	2	2	0	0.0	0.0	0	0	0	0	0	0	0	0	0	0	0	0	0	0	0	0	0	0	W	20-19
11/22 Bears	S	5	5	0	0.0	0.0	0	0	0	0	0	0	0	0	0	0	0	0	0	0	0	0	0	0	L	16-23
12/02 Rams	S	6	5	1	0.0	0.0	0	0	0	1	4	4	0	2	0	0	0	0	0	0	0	0	0	0	L	16-30
12/09 at Cardinals	S	4	4	0	0.0	0.0	1	2	0	0	0	0	0	0	0	0	0	0	0	0	0	0	0	0	W	17-3
12/16 at Bills	S	4	3	1	0.0	0.0	0	0	0	0	0	0	0	0	0	0	0	0	0	0	0	0	0	0	L	13-14
12/23 Vikings	S	7	6	1	0.0	0.0	0	0	0	0	0	0	0	0	0	0	0	0	0	0	0	0	0	0	L	9-27
12/30 at Packers	S	5	3	2	0.0	0.0	0	0	0	1	0	0	0	1	0	0	0	0	0	0	0	0	0	0	W	31-0
2018 TOTALS	16-16	78	64	14	0.0	0.0	3	4	1	3	41	37	1	8	0	0	0	0	0	0	0	0	0	0	6-10	


QUANDRE DIGGS' 2017 GXG REGULAR SEASON STATISTICS (LIONS)																											
DATE OPPONENT		TACKLES								INTERCEPTIONS					O. FUMB			ST					MISC		AW/L	SCORE	
		TK	S	A	SK	YDS	TFL	YDS	QBH	NO	YDS	LG	TD	PD	FF	FR	YDS	TK	S	A	FF	FR	S	A			
09/10 Cardinals	S	3	3	0	0.0	0.0	0	0	0	0	0	0	0	3	0	0	0	0	0	0	0	0	0	0	0	W	35-23
09/18 at Giants	S	3	3	0	0.0	0.0	0	0	0	0	0	0	0	0	0	0	0	0	0	0	0	0	0	0	0	W	24-10
09/24 Falcons	P	1	1	0	0.0	0.0	0	0	0	0	0	0	0	1	0	0	0	0	0	0	0	0	0	0	0	L	26-30
10/01 at Vikings	P	2	1	1	0.0	0.0	0	0	0	0	0	0	0	0	0	0	0	0	0	0	0	0	0	0	0	W	14-7
10/08 Panthers	P	3	2	1	0.0	0.0	0	0	0	0	0	0	0	0	0	0	0	0	0	0	0	0	0	0	0	L	24-27
10/15 at Saints	S	2	2	0	0.0	0.0	0	0	0	0	0	0	0	0	0	0	0	0	0	0	0	0	0	0	0	L	38-52
10/29 Steelers	S	5	3	2	0.0	0.0	2	3	0	0	0	0	0	0	0	0	0	0	0	0	0	0	0	0	0	L	15-20
11/06 at Packers	S	2	2	0	0.0	0.0	1	3	0	0	0	0	0	0	0	0	0	0	0	0	0	0	0	0	0	W	30-17
11/12 Browns	P	6	3	3	0.0	0.0	0	0	1	0	0	0	0	0	0	0	0	0	0	0	0	0	0	0	0	W	38-24
11/19 at Bears	S	3	3	0	0.0	0.0	0	0	0	0	0	0	0	0	0	0	0	1	1	0	0	0	0	0	0	W	27-24
11/23 Vikings	P	2	2	0	0.0	0.0	1	4	0	0	0	0	0	0	0	0	0	0	0	0	0	0	0	0	0	L	23-30
12/03 at Ravens	S	5	5	0	0.0	0.0	0	0	0	0	0	0	0	1	0	0	0	0	0	0	0	0	0	0	0	L	20-44
12/10 at Buccaneers	S	7	6	1	0.0	0.0	0	0	0	1	12	12	0	1	1	0	0	0	0	0	0	0	0	0	0	W	24-21
12/16 Bears	S	3	3	0	1.0	0.0	1	1	1	1	0	0	0	2	0	0	0	0	0	0	0	0	0	0	0	W	20-10
12/24 at Bengals	S	4	3	1	0.0	0.0	0	0	0	1	16	16	0	1	0	0	0	0	0	0	0	0	0	0	0	L	17-26
12/31 Packers	S	3	2	1	0.0	0.0	0	0	0	0	0	0	0	0	0	0	0	0	0	0	0	0	0	0	0	W	35-11
2017 TOTALS	16-11	54	44	10	1.0	0.0	5	11	2	3	28	16	0	9	1	0	0	1	1	0	0	0	0	0	0	9-7	

QUANDRE DIGGS' 2016 GXG REGULAR SEASON STATISTICS (LIONS)																											
DATE OPPONENT		TACKLES								INTERCEPTIONS					O. FUMB			ST					MISC		AW/L	SCORE	
		TK	S	A	SK	YDS	TFL	YDS	QBH	NO	YDS	LG	TD	PD	FF	FR	YDS	TK	S	A	FF	FR	S	A			
09/11 at Colts	P	6	5	1	0.0	0.0	0	0	0	0	0	0	0	0	0	0	0	0	0	0	0	0	0	W	39-35		
09/18 Titans	P	1	1	0	0.0	0.0	0	0	0	0	0	0	0	0	0	0	0	0	0	0	0	0	0	L	15-16		
09/25 at Packers	P	1	1	0	0.0	0.0	1	1	0	0	0	0	0	1	0	0	0	0	0	0	0	0	0	L	27-34		
10/02 at Bears	P	5	5	0	0.0	0.0	0	0	0	0	0	0	0	0	0	0	0	0	0	0	0	0	0	L	14-17		
10/09 Eagles	P	5	5	0	0.0	0.0	0	0	0	0	0	0	0	1	0	0	0	0	0	0	0	0	0	W	24-23		
10/16 Rams	S	4	4	0	0.0	0.0	1	3	0	0	0	0	0	0	0	0	0	1	1	0	0	0	0	W	31-28		
10/23 Redskins	S	5	3	2	0.0	0.0	0	0	0	0	0	0	0	0	0	0	0	0	0	0	0	0	0	W	20-17		
10/30 at Texans	P	3	3	0	0.0	0.0	0	0	0	0	0	0	0	0	0	0	0	0	0	0	0	0	0	L	13-20		
11/06 at Vikings	S	2	1	1	0.0	0.0	0	0	0	0	0	0	0	0	0	0	0	1	1	0	0	0	0	W	22-16+		
11/20 Jaguars	P	3	3	0	0.0	0.0	0	0	0	0	0	0	0	0	0	0	0	0	0	0	0	0	0	W	26-19		
11/24 Vikings	S	6	6	0	0.0	0.0	0	0	0	0	0	0	0	0	0	0	0	0	0	0	0	0	0	W	16-13		
12/04 at Saints	P	1	1	0	0.0	0.0	0	0	1	0	0	0	0	0	0	0	0	0	0	0	0	0	0	W	28-13		
12/11 Bears										INJURED RESERVE																W	20-17
12/18 at Giants										INJURED RESERVE																L	6-17
2016 TOTALS	12-4	42	38	4	0.0	0.0	2	4	1	0	0	0	0	1	1	0	0	2	2	0	0	0	0	0	9-5		
+ - Overtime																											

QUANDRE DIGGS' 2015 GXG REGULAR SEASON STATISTICS (LIONS)																										
DATE OPPONENT		TACKLES								INTERCEPTIONS					O. FUMB			ST					MISC		AW/L	SCORE
		TK	S	A	SK	YDS	TFL	YDS	QBH	NO	YDS	LG	TD	PD	FF	FR	YDS	TK	S	A	FF	FR	S	A		
09/13 at Chargers	P	2	2	0	0.0	0.0	0	0	0	0	0	0	0	0	0	0	0	0	0	0	0	0	0	0	L	28-33
09/20 at Vikings	P	0	0	0	0.0	0.0	0	0	0	0	0	0	0	0	0	0	0	0	0	0	0	0	0	0	L	16-26
09/27 Broncos	P	1	0	1	0.0	0.0	0	0	0	0	0	0	0	0	0	1	0	0	0	0	0	0	0	0	L	12-24
10/05 at Seahawks	P	1	1	0	0.0	0.0	0	0	0	0	0	0	0	0	0	0	0	0	0	0	0	0	0	0	L	10-13
10/11 Cardinals	P	0	0	0	0.0	0.0	0	0	0	0	0	0	0	0	0	0	0	1	1	0	0	0	0	0	L	17-42
10/18 Bears	P	0	0	0	0.0	0.0	0	0	0	0	0	0	0	0	0	0	0	0	0	0	0	0	0	0	W	37-34+
10/25 Vikings	S	4	3	1	0.0	0.0	0	0	0	0	0	0	0	0	0	0	0	0	0	0	0	0	0	0	L	19-28
11/01 at Chiefs	P	2	2	0	0.0	0.0	0	0	0	0	0	0	0	1	0	0	0	0	0	0	0	0	0	0	L	10-45
11/15 at Packers	P	2	2	0	0.0	0.0	0	0	0	0	0	0	0	1	0	0	0	0	0	0	0	0	0	0	W	18-16
11/22 Raiders	S	5	4	1	0.0	0.0	0	0	0	0	0	0	0	1	1	0	0	1	1	0	0	0	0	0	W	18-13
11/26 Eagles	S	2	1	1	0.0	0.0	0	0	0	0	0	0	0	0	0	0	0	0	0	0	0	0	0	0	W	45-14
12/03 Packers	S	3	3	0	0.0	0.0	1	4	0	0	0	0	0	1	0	0	0	1	1	0	0	0	0	0	L	23-27
12/13 at Rams	P	3	3	0	0.0	0.0	1	3	0	0	0	0	0	1	0	0	0	0	0	0	0	0	0	0	L	14-21
12/21 at Saints	P	5	4	1	0.0	0.0	0	0	0	0	0	0	0	1	0	0	0	0	0	0	0	0	0	0	W	35-27
12/27 49ers	P	3	1	2	0.0	0.0	0	0	0	0	0	0	0	0	0	0	0	0	0	0	0	0	0	0	W	32-17
01/03 at Bears	P	2	2	0	0.0	0.0	0	0	0	0	0	0	0	0	0	0	0	0	0	0	0	0	0	0	W	24-20
2015 TOTALS	16-4	35	28	7	0.0	0.0	2	7	0	0	0	0	0	6	1	1	0	3	3	0	0	0	0	0	0	7-9
+ - Overtime																										

QUANDRE DIGGS' 2016 GXG POSTSEASON STATISTICS (LIONS)																										
DATE OPPONENT		TACKLES								INTERCEPTIONS					O. FUMB			ST					MISC		AW/L	SCORE
		TK	S	A	SK	YDS	TFL	YDS	QBH	NO	YDS	LG	TD	PD	FF	FR	YDS	TK	S	A	FF	FR	S	A		
		INJURED RESERVE																								
01/07 at Seahawks																										
2016 TOTALS		0	0	0	0.0	0.0	0	0	0	0	0	0	0	0	0	0	0	0	0	0	0	0	0	0	0-1	





# 74 | TACKLE GEORGE FANT

Height: 6-5      Weight: 322  
College:      Western Kentucky  
Seasons:      NFL : 4th. Seahawks 1st  
Born:      July 19, 1992  
Hometown:      Bowling Green, Ky.  
Pronunciation:      FANT not FONT

**2019 SEASON:**

09/22 vs. NO: Replaced Duane Brown (biceps) at LT late in the game.  
10/13 at CLE: Started at LT in place of Brown (biceps).  
10/20 vs. BAL: Made second-straight start at LT for Brown.

**TRANSACTIONS:**

05/06/16: Signed with Seattle as undrafted FA  
09/02/17: Placed on IR (knee)

**NFL CAREER HIGHLIGHTS:**

- Played in 14 total games and started the final 10 at left tackle as a rookie in 2016. Was inactive two contests. Started both 2016 playoff games at LT.
- Suffered 2017 season-ending knee injury in preseason opener at L.A. Chargers and was placed on injured reserve.
- Found a role in 2018 as an extra TE and helped lead the Seahawks to the NFL's top-ranked rushing attack with 2,560 yards. Also notched first-career reception with a 9-yard reception versus Minnesota (12/10).

**COLLEGE:** Used his fifth year of eligibility at Western Kentucky to play

football for the first time since eighth grade, after four years on the Hilltoppers basketball team. He played in 12 football games, recording one catch for seven yards and also had two assisted tackles along the defensive line in 2015. Fant ranked 13th in career scoring and eighth in career rebounding in Hilltoppers basketball history, and was a three-time All-Conference selection during his career. As a senior in 2014-15, Fant led the team in rebounding with 8.4 boards per game and averaged a career-best 13.8 points per game.

**PERSONAL:** Attended Warren Central High and started all four years on the basketball team. Helped the Dragons to back-to-back 4th Region titles in 2009-10 and 2010-11 and a Kentucky High School Athletic Association Sweet 16 appearance as a senior in 2010-11. Averaged 21.5 points and 11.7 rebounds per game as a senior. Left Warren Central having pulled down a school-record 1,039 rebounds and scored 1,805 points, which ranked third in school history. Cousin, Jim McDaniels, was a three-time All-American at Western Kentucky, helped lead the Hilltoppers to the 1971 Final Four and is the school's all-time leading scorer. Mother, Kim (Norman), also played basketball at Western Kentucky. Majored in recreation.

GEORGE FANT'S NFL REGULAR SEASON STATISTICS

DATE TEAM	GP	GS
2016 Seahawks	14	10
2017 Seahawks	0	0
2018 Seahawks	16	7
2019 Seahawks	9	2
NFL TOTALS	39	19

GEORGE FANT'S NFL POSTSEASON STATISTICS

DATE TEAM	GP	GS
2016 Seahawks	2	2
2018 Seahawks	1	1
NFL TOTALS	3	3

GEORGE FANT'S NFL REGULAR SEASON RUSHING/RECEIVING STATISTICS

DATE TEAM	GP	GS	RUSHING					RECEIVING				
			NO.	YDS.	AVG.	LG	TD	NO.	YDS	AVG	LG	TD
2016 Seahawks	14	10	0	0	0.0	0	0	0	0	0.0	0	0
2017 Seahawks	0	0	0	0	0.0	0	0	0	0	0.0	0	0
2018 Seahawks	16	7	0	0	0.0	0	0	1	9	9.0	9	0
2019 Seahawks	9	2	0	0	0.0	0	0	0	0	0.0	0	0
NFL TOTALS	39	19	0	0	0.0	0	0	1	9	9.0	9	0

GEORGE FANT'S 2019 GXG REGULAR SEASON STATISTICS (SEAHAWKS)				
DATE	OPPONENT	P/S	W/L	SCORE
09/08	Bengals	P	W	21-20
09/15	at Steelers	P	W	28-26
09/22	Saints	P	L	27-33
09/29	at Cardinals	P	W	27-10
10/03	Rams	P	W	30-29
10/13	at Browns	S	W	32-28
10/20	Ravens	S	L	16-30
10/27	at Falcons	P	W	27-20
11/03	Buccaneers	P	W	40-34+
2019 TOTALS		9-2	7-2	
+ - Overtime				



# 21 | CORNERBACK TRE FLOWERS

Height: 6-3      Weight: 203  
College:      Oklahoma State  
Seasons:      NFL : 2nd. Seahawks 2nd  
Born:      June 2, 1995  
Hometown:      Converse, Texas

**2019 SEASON:**

09/08 vs. CIN: Led the team with a career-high 10 tackles.  
10/13 at CLE: Collected first-career interception - one of four total turnovers for Seattle vs. Cleveland.  
10/27 at ATL: Inactive (neck).

**TRANSACTIONS:**

04/28/18:    Drafted by Seattle (4th round, 146th)

**NFL CAREER HIGHLIGHTS:**

• Started 15 of 16 games at right cornerback as a rookie in 2018, missing Week 2's contest at Chicago with a hamstring injury.

**COLLEGE:** Was a 2017 Second-Team All-America (AFCA), First-Team All-

Big 12 (Coaches), Second-Team All-Big 12 (Associated Press) and team captain as voted by teammates. Also named the 2017 Leslie O'Neal Award recipient (OSU's Outstanding Defensive Player). Earned 2016 Second-Team All-Big 12 (Coaches) and the Barry Sanders Award (Most Contribution with the Least Recognition). As a sophomore was a Second Team Academic All-Big 12.

**PERSONAL:** All-district and all-area selection in high school who also earned honorable mention all-state accolades. Racked up 76 tackles, three interceptions and a pass defended his senior year. Also competed in basketball and track and field. Member of the A/B honor roll and participated with the Fellowship of Christian Athletes. Trequille Flowers was born June 2, 1995, in Converse, Texas. Son of Rodney and Crystal Flowers. Uncle, Erik Flowers, played with several teams during his seven seasons in the NFL. Majored in management.


TRE FLOWERS' NFL REGULAR SEASON DEFENSIVE STATISTICS																								
DATE	TEAM	GP	GS	TACKLES							QBH	INTERCEPTIONS					O. FUMB			ST				
				TK	S	A	TFL	YDS	SK	YDS		NO	YDS	LG	TD	PD	FF	FR	YDS	TK	S	A	FF	FR
2018	Seahawks	15	15	67	55	12	0	0	0.0	0.0	0	0	0	0	0	6	3	1	0	0	0	0	0	1
2019	Seahawks	8	8	43	34	9	0	0	0.0	0.0	0	1	0	0	0	3	0	1	0	0	0	0	0	0
NFL TOTALS		23	23	110	89	21	0	0	0.0	0.0	0	1	0	0	0	9	3	2	0	0	0	0	0	1

TRE FLOWERS' NFL POSTSEASON DEFENSIVE STATISTICS																							
DATE	TEAM	GP	GS	TACKLES							QBH	INTERCEPTIONS					O. FUMB			ST			
				TK	S	A	TFL	YDS	SK	YDS		NO	YDS	LG	TD	PD	FF	FR	YDS	TK	S	A	FF
2018	Seahawks	1	1	2	2	0	0	0	0.0	0.0	0	0	0	0	0	0	0	0	0	0	0	0	
NFL TOTALS		1	1	2	2	0	0	0	0.0	0.0	0	0	0	0	0	0	0	0	0	0	0	0	

TRE FLOWERS' SINGLE-GAME HIGHS: DEFENSIVE																							
<b>Total Tackles</b>		10 vs. Cincinnati Bengals, Sep 08, 2019										<b>Fumble Recoveries</b>						1 vs. Cincinnati Bengals, Sep 08, 2019					
<b>Passes Defensed</b>		1 vs. Tampa Bay Buccaneers, Nov 03, 2019										...1 more at 1.						1 at Cleveland Browns, Oct 13, 2019					
<b>Forced Fumbles</b>		2 at Carolina Panthers, Nov 25, 2018										<b>Interceptions</b>						1 vs. Kansas City Chiefs, Dec 23, 2018					
												<b>Special Teams Fumble Recoveries</b>											

TRE FLOWERS' 2019 GXG REGULAR SEASON STATISTICS (SEAHAWKS)																										
DATE OPPONENT		TACKLES								INTERCEPTIONS					O. FUMB			ST				MISC		W/L SCORE		
		TK	S	A	SK	YDS	TFL	YDS	QBH	NO	YDS	LG	TD	PD	FF	FR	YDS	TK	S	A	FF	FR	S		AW	
09/08	Bengals	S	10	9	1	0.0	0.0	0	0	0	0	0	0	1	0	1	0	0	0	0	0	0	0	0	W	21-20
09/15	at Steelers	S	2	2	0	0.0	0.0	0	0	0	0	0	0	0	0	0	0	0	0	0	0	0	0	0	W	28-26
09/22	Saints	S	5	4	1	0.0	0.0	0	0	0	0	0	0	0	0	0	0	0	0	0	0	0	0	0	L	27-33
09/29	at Cardinals	S	5	4	1	0.0	0.0	0	0	0	0	0	0	0	0	0	0	0	0	0	0	0	0	0	W	27-10
10/03	Rams	S	5	3	2	0.0	0.0	0	0	0	0	0	0	0	0	0	0	0	0	0	0	0	0	0	W	30-29
10/13	at Browns	S	5	4	1	0.0	0.0	0	0	0	1	0	0	0	1	0	0	0	0	0	0	0	0	0	W	32-28
10/20	Ravens	S	5	4	1	0.0	0.0	0	0	0	0	0	0	1	0	0	0	0	0	0	0	0	0	0	L	16-30
10/27	at Falcons		INACTIVE																					W	27-20	
11/03	Buccaneers	S	6	4	2	0.0	0.0	0	0	0	0	0	0	0	0	0	0	0	0	0	0	0	0	0	W	40-34+
2019 TOTALS	8-8		43	34	9	0.0	0.0	0	0	0	1	0	0	0	3	0	1	0	0	0	0	0	0	0	7-2	

+ - Overtime



78 | GUARD  
D.J. FLUKER

Height: 6-5  
College: Alabama  
Seasons: NFL : 7th. Seahawks 2nd  
Born: March 13, 1991  
Hometown: New Orleans, La.

**2019 SEASON:**

10/03 vs. LAR: Left game in the first quarter with a hamstring injury and did not return. Was replaced by Jamarco Jones.

10/13 at CLE: Inactive (hamstring).

10/20 vs. BAL: Active, but did not play after returning from a hamstring injury.

**TRANSACTIONS:**

04/25/13: Drafted by San Diego (1st Round, 11th)

03/07/17: Released by San Diego

03/12/17: Signed with N.Y. Giants as FA

11/27/17: Placed on IR (toe)

03/22/18: Signed with Seattle as UFA

03/15/19: Re-signed with Seattle as UFA

**NFL CAREER HIGHLIGHTS:**

• In first two seasons, started 28 games in the regular season and two playoff games at right tackle, plus three games at left tackle for San Diego. Moved to right guard in his third year, and started 43 games the next four seasons with San Diego, the N.Y. Giants and Seattle.

• In first season with Seattle, helped the Seahawks lead the NFL in rushing after averaging 160.0 yards/game.

• After signing with N.Y. Giants in 2017, played in nine games with six starts at right guard before finishing the season on injured reserve (toe).

• In 2016, started all 16 games at right guard and helped the Chargers finish eighth in the NFL in passing yards (262.4 per game), and ninth in scoring (25.6 points-pergame).

• In 2015, started all 12 games in which he played in his first season at right guard. Was inactive with an ankle injury at Cincinnati (9/20), and with a concussion at Jacksonville (11/29), vs. Denver (12/6), and at Kansas City (12/13). Returned to starting lineup vs. Miami (12/20).

**COLLEGE:** Played in 37 games with 36 starts at right tackle in three seasons at Alabama. Second-team AP All-America and first-team All-SEC as junior in 2012. SEC All-Freshman in 2010. Won BCS National Championship as a sophomore (2011) and junior (2012). Redshirted in 2009.

**PERSONAL:** Was born in New Orleans. Was a Consensus All-America offensive tackle as senior at Foley (Ala.) High School. Invited to play in 2009 U.S. Army All-American Bowl. Earned a bachelor's degree in health studies.

**D.J. FLUKER'S NFL REGULAR SEASON STATISTICS**

DATE	TEAM	GP	GS
2013	Chargers	15	15
2014	Chargers	16	16
2015	Chargers	12	12
2016	Chargers	16	16
2017	Giants	9	6
2018	Seahawks	10	9
2019	Seahawks	7	7
<b>NFL TOTALS</b>		<b>85</b>	<b>81</b>


**D.J. FLUKER'S NFL POSTSEASON STATISTICS**

DATE	TEAM	GP	GS
2013	Chargers	2	2
2018	Seahawks	1	1
<b>NFL TOTALS</b>		<b>3</b>	<b>3</b>

**D.J. FLUKER'S 2019 GXG REGULAR SEASON STATISTICS (SEAHAWKS)**

DATE	OPPONENT	P/S	W/L	SCORE
09/08	Bengals	S	W	21-20
09/15	at Steelers	S	W	28-26
09/22	Saints	S	L	27-33
09/29	at Cardinals	S	W	27-10
10/03	Rams	S	W	30-29
10/13	at Browns	INACTIVE DID NOT PLAY (NON-INJURY)	W	32-28
10/20	Ravens		L	16-30
10/27	at Falcons		W	27-20
11/03	Buccaneers	S	W	40-34+
<b>2019 TOTALS</b>		<b>7-7</b>	<b>7-2</b>	

+ - Overtime



97 | DEFENSIVE TACKLE  
POONA FORD

Height: 5-11      Weight: 310  
College: Texas  
Seasons: NFL : 2nd. Seahawks 2nd  
Born: November 19, 1995  
Hometown: Hilton Head, S.C.

2019 SEASON:

09/15 at PIT: Inactive (calf).

TRANSACTIONS:

05/04/18: Signed with Seattle as undrafted FA

NFL CAREER HIGHLIGHTS:

- Originally signed by Seattle as a rookie free agent on May 4, 2018.
- Saw action in 11 games with one start as a rookie totaling 21 tackles and three QB hits.

**COLLEGE:** The four-year defensive lineman appeared in 46 career games with 30 starts. Named Big 12 Conference Defensive Lineman of the Year in 2017 and first-team All-Big 12 selection in 2017 by both the coaches and Associated Press. Named second-team All-Big 12 by ESPN.com in 2016 and also named honorable mention All-Big 12 by league's coaches. Was a

two-time member of the Big 12 Commissioner's Honor Roll (fall 2014, spring 2017). Finished his senior season with 34 tackles, eight tackles for loss, 1.5 sacks, one pass defended, one forced fumble and a blocked field goal.

**PERSONAL:** Attended Hilton Head High. Named Defensive Player of the Year and first-team All-Area by the Beaufort Gazette. Named a top-50 recruit in the Carolinas by the Charlotte Observer and the No. 22 defensive tackle in the nation by ESPN. Posted 135 tackles, including 28 tackles for loss, 7.0 sacks, 17 pressures and two forced fumbles as a senior. Also had 34 carries for 155 rush yards and seven touchdowns and played on special teams. Helped Hilton Head to a 7-4 record and an appearance in the 3A playoffs in 2013. Tabbed first-team all-area by the Beaufort Gazette in 2012 after he recorded 154 tackles, including 44 tackles for loss and 10 sacks, as a junior. Kaylon Ford took on the nickname of Poona when his grandmother began calling him Pooh as a child and it evolved to Poona. Majored in youth and community studies. Born on November 19, 1995.


POONA FORD'S NFL REGULAR SEASON DEFENSIVE STATISTICS																								
DATE	TEAM	GP	GS	TK	S	A	TACKLES					INTERCEPTIONS					O. FUMB			ST				
							TFL	YDS	SK	YDS	QBH	NO	YDS	LG	TD	PD	FF	FR	YDS	TK	S	A	FF	FR
2018	Seahawks	11	1	21	13	8	3	9	0.0	0.0	2	0	0	0	0	0	0	0	0	0	0	0	0	
2019	Seahawks	8	8	18	12	6	2	5	0.0	0.0	1	0	0	0	0	0	0	0	0	0	0	0	0	
NFL TOTALS		19	9	39	25	14	5	14	0.0	0.0	3	0	0	0	0	0	0	0	0	0	0	0	0	

POONA FORD'S NFL POSTSEASON DEFENSIVE STATISTICS																								
DATE	TEAM	GP	GS	TK	S	A	TACKLES					INTERCEPTIONS					O. FUMB			ST				
							TFL	YDS	SK	YDS	QBH	NO	YDS	LG	TD	PD	FF	FR	YDS	TK	S	A	FF	FR
2018	Seahawks	1	0	2	2	0	0	0	0.0	0.0	0	0	0	0	0	0	0	0	0	0	0	0	0	0
NFL TOTALS		1	0	2	2	0	0	0	0.0	0.0	0	0	0	0	0	0	0	0	0	0	0	0	0	0

POONA FORD'S SINGLE-GAME HIGHS: DEFENSIVE																							
Total Tackles		6 at San Francisco 49ers, Dec 16, 2018										Tackles For Loss		3 at San Francisco 49ers, Dec 16, 2018									

POONA FORD'S 2019 GXG REGULAR SEASON STATISTICS (SEAHAWKS)																													
DATE OPPONENT		TACKLES								INTERCEPTIONS					O. FUMB			ST					MISC		AW/L	SCORE			
		TK	S	A	SK	YDS	TFL	YDS	QBH	NO	YDS	LG	TD	PD	FF	FR	YDS	TK	S	A	FF	FR	S	A			W	L	
09/08	Bengals	S	2	2	0	0.0	0.0	1	0	0	0	0	0	0	0	0	0	0	0	0	0	0	0	0	0	W	21-20		
09/15	at Steelers		INACTIVE																									W	28-26
09/22	Saints	S	2	1	1	0.0	0.0	0	0	0	0	0	0	0	0	0	0	0	0	0	0	0	0	0	L	27-33			
09/29	at Cardinals	S	2	0	2	0.0	0.0	0	0	0	0	0	0	0	0	0	0	0	0	0	0	0	0	0	W	27-10			
10/03	Rams	S	3	2	1	0.0	0.0	1	5	0	0	0	0	0	0	0	0	0	0	0	0	0	0	0	W	30-29			
10/13	at Browns	S	2	1	1	0.0	0.0	0	0	0	0	0	0	0	0	0	0	0	0	0	0	0	0	0	W	32-28			
10/20	Ravens	S	3	2	1	0.0	0.0	0	0	0	0	0	0	0	0	0	0	0	0	0	0	0	0	0	L	16-30			
10/27	at Falcons	S	1	1	0	0.0	0.0	0	0	0	0	0	0	0	0	0	0	0	0	0	0	0	0	0	W	27-20			
11/03	Buccaneers	S	3	3	0	0.0	0.0	0	0	1	0	0	0	0	0	0	0	0	0	0	0	0	0	0	W	40-34+			
2019 TOTALS		8-8	18	12	6	0.0	0.0	2	5	1	0	0	0	0	0	0	0	0	0	0	0	0	0	0	7-2				

+ - Overtime



10

WIDE RECEIVER

JOSH GORDON

Height: 6-3

College: Baylor

Seasons: NFL : 6th. Seahawks 1st

Born: April 13, 1991

Hometown: Houston, Texas

TRANSACTIONS:

- 07/12/12: Drafted by Cleveland in the Supplemental Draft (2nd Round)
- 08/31/13: Suspended by Commissioner-Less than One Year
- 09/16/13: Suspension Lifted by Commissioner
- 09/19/14: Suspended by Commissioner-Less than One Year
- 11/17/14: Suspension Lifted by Commissioner
- 12/27/14: Suspended by Club
- 12/29/14: Suspension Lifted
- 02/03/15: Suspended by Commissioner-At Least One Year
- 07/25/16: Reinstated
- 09/03/16: Suspended by Commissioner-Less than One Year
- 03/06/17: Suspended by Commissioner-At Least One Year
- 11/20/17: Reinstated
- 04/16/18: Signed Exclusive Rights offer
- 07/26/18: Reserve/Did Not Report
- 08/18/18: Reinstated
- 09/18/18: Traded to New England
- 12/20/18: Suspended by Commissioner-At Least One Year
- 04/23/19: Asked to Re-sign
- 08/18/19: Reinstated
- 10/23/19: Placed on IR (knee)
- 10/31/19: Released by New England
- 11/01/19: Claimed by Seattle off Waivers

posted 805 receiving yards as a rookie with the Cleveland Browns, then caught 87 passes for 1,646 yards and nine touchdowns in 2013, earning All-Pro and Pro Bowl honors. He was suspended multiple times for violations of the league's substance abuse policy, causing him to miss all of the 2015 and 2016 seasons, but he enjoyed a strong comeback season with New England last year, catching 40 passes for 720 yards and three touchdowns in 11 games.

- The only player in NFL history with consecutive 200-yard receiving performances. Achieved the feat in 2013 with 237 receiving yards vs. Pittsburgh (11/24) and 261 yards vs. Jacksonville (12/1).

**COLLEGE:** Played two seasons at Baylor (2009-10), was suspended from the team in 2011 and transferred to Utah but sat out the season after not declaring in time for the 2011 Supplemental Draft. Played in 22 games and recorded 43 receptions for 721 yards and seven touchdowns for the Bears.

**PERSONAL:** Prepped at Lamar High and led Redskins to an 8-2 record and second round of Regional III DI playoffs as a senior in 2008, including 4-1 record in District 20-5A. National position ranking among wide receivers: No. 70 by Rivals.com, No. 127 by ESPN.com and No. 224 by Scout.com. Named to Houston Chronicle's Top 100 listing of Texas recruits. Named first-team All-District 20-5A after totaling 25 receptions for 531 yards (21.2 average) and nine touchdowns as senior. Led Lamar to a 10-2 record, DI area finals and 7-0 District 20-5A championship as junior in 2007. Played basketball at Lamar as sophomore and was on the 4 x 100 squad in track during his senior season.

NFL CAREER HIGHLIGHTS:

- Gordon was a second-round pick in the 2012 supplemental draft and

JOSH GORDON'S NFL REGULAR SEASON RUSHING/RECEIVING STATISTICS													
DATE		TEAM	GP	GS	RECEIVING				RUSHING				
					NO.	YDS	AVG	LG	TD	NO.	YDS.	AVG.	LG
2012	Browns	16	13	50	805	16.1	71t	5	0	0	0.0	0	0
2013	Browns	14	14	87	1,646	18.9	95t	9	5	88	17.6	34	0
2014	Browns	5	5	24	303	12.6	32	0	0	0	0.0	0	0
2017	Browns	5	5	18	335	18.6	54	1	0	0	0.0	0	0
2018	Browns	1	1	1	17	17.0	17t	1	0	0	0.0	0	0
Went from Browns to Patriots.													
2018	Patriots	11	11	40	720	18.0	55t	3	0	0	0.0	0	0
2018	TOTAL	12	12	41	737	18.0	55T	4	0	0	0.0	0	0
2019	Patriots	6	6	20	287	14.4	44	1	1	1	1.0	1	0
Went from Patriots to Seahawks.													
2019	Seahawks	0	0	0	0	0.0	0	0	0	0	0.0	0	0
2019	TOTAL	6	6	20	287	14.4	44	1	1	1	1.0	1	0
NFL TOTALS		58	55	240	4,113	17.1	95t	20	6	89	14.8	34	0

JOSH GORDON'S NFL POSTSEASON RUSHING/RECEIVING STATISTICS													
DATE TEAM		GP GS	RECEIVING					RUSHING					
			NO.	YDS	AVG	LG	TD	NO.	YDS.	AVG.	LG	TD	
2018	Patriots	0 0	0	0	0.0	0	0	0	0	0	0.0	0	0
NFL TOTALS		0 0	0	0	0.0	0	0	0	0	0	0.0	0	0

JOSH GORDON'S NFL REGULAR SEASON RETURN STATISTICS											
DATE TEAM	RET.	KICKOFF RETURNS				PUNT RETURNS					
		YDS.	AVG.	LG	TD	NO.	FC	YDS	AVG	LG	TD
2012 Browns	0	0	0.0	0	0	0	0	0	0.0	0	0
2013 Browns	0	0	0.0	0	0	0	0	0	0.0	0	0
2014 Browns	0	0	0.0	0	0	0	0	0	0.0	0	0
2017 Browns	0	0	0.0	0	0	0	0	0	0.0	0	0
2018 Browns	0	0	0.0	0	0	0	0	0	0.0	0	0
Went from Browns to Patriots.											
2018 Patriots	0	0	0.0	0	0	0	0	0	0.0	0	0
2018 TOTAL	0	0	0.0	0	0	0	0	0	0.0	0	0
2019 Patriots	0	0	0.0	0	0	0	0	0	0.0	0	0
Went from Patriots to Seahawks.											
2019 Seahawks	0	0	0.0	0	0	0	0	0	0.0	0	0
2019 TOTAL	0	0	0.0	0	0	0	0	0	0.0	0	0
NFL TOTALS	0	0	0.0	0	0	0	0	0	0.0	0	0

JOSH GORDON'S NFL POSTSEASON RETURN STATISTICS											
DATE TEAM	RET.	KICKOFF RETURNS				PUNT RETURNS					
		YDS.	AVG.	LG	TD	NO.	FC	YDS	AVG	LG	TD
2018 Patriots	0	0	0.0	0	0	0	0	0	0.0	0	0
NFL TOTALS	0	0	0.0	0	0	0	0	0	0.0	0	0

JOSH GORDON'S SINGLE-GAME HIGHS: RUSHING/RECEIVING											
<b>Rush Attempts</b>	1 vs. New York Jets, Sep 22, 2019					<b>Longest Receptions</b>	95t vs. Jacksonville Jaguars, Dec 01, 2013				
	...5 more at 1.					<b>Receiving TDs</b>	2 vs. Jacksonville Jaguars, Dec 01, 2013				
<b>Rushing Yards</b>	34 at New England Patriots, Dec 08, 2013						...1 more at 2.				
<b>Longest Runs</b>	34 at New England Patriots, Dec 08, 2013					<b>All-purpose yards</b>	261 vs. Jacksonville Jaguars, Dec 01, 2013				
<b>Receptions</b>	14 vs. Pittsburgh Steelers, Nov 24, 2013					<b>Miscellaneous Tackles</b>	2 at Atlanta Falcons, Nov 23, 2014				
<b>Receiving Yards</b>	261 vs. Jacksonville Jaguars, Dec 01, 2013					<b>Most TDs</b>	2 vs. Jacksonville Jaguars, Dec 01, 2013				
							...1 more at 2.				

JOSH GORDON'S 100-YARD RECEIVING GAMES (12): REGULAR SEASON						
DATE	TEAM	NO.	YDS.	AVG.	LG	TD
12/01/13	JAGUARS	10	261	26.1	95t	2
11/24/13	STEELERS	14	237	16.9	47	1
12/08/13	at Patriots	7	151	21.6	80t	1
09/22/13	at Vikings	10	146	14.6	47t	1
10/27/13	at Chiefs	5	132	26.4	47	1
11/04/18	PACKERS	5	130	26.0	55t	1
10/13/13	LIONS	7	126	18.0	36	0
11/17/13	at Bengals	5	125	25.0	74t	1
11/23/14	at Falcons	8	120	15.0	24	0
12/02/12	at Raiders	6	116	19.3	44t	1
12/31/17	at Steelers	4	115	28.8	54	0
10/21/18	at Bears	4	100	25.0	55	0

JOSH GORDON'S 2019 GXG REGULAR SEASON STATISTICS (PATRIOTS/SEAHAWKS)															
DATE	OPPONENT	P/S	RECEIVING					RUSHING					TD	W/L	SCORE
			NO	YDS	AVG	LG	TD	NO	YDS	AVG	LG	TD			
09/08	Steelers	S	3	73	24.3	44	1	0	0	0.0	0	0	W	33-3	
09/15	at Dolphins	S	2	19	9.5	14	0	0	0	0.0	0	0	W	43-0	
09/22	Jets	S	6	83	13.8	28	0	1	1	1.0	1	0	W	30-14	
09/29	at Bills	S	3	46	15.3	31	0	0	0	0.0	0	0	W	16-10	
10/06	at Redskins	S	5	59	11.8	24	0	0	0	0.0	0	0	W	33-7	
10/10	Giants	S	1	7	7.0	7	0	0	0	0.0	0	0	W	35-14	
10/21	at Jets						INACTIVE						W	33-0	
10/27	Browns						INACTIVE						W	27-13	
Went from Patriots to Seahawks.															
11/03	Buccaneers						INACTIVE						W	40-34+	
2019 TOTALS	6-6		20	287	14.4	44	1	1	1	1.0	1	0	9-0		

+ - Overtime






JOSH GORDON'S 2013 GXG REGULAR SEASON STATISTICS (BROWNS)													
DATE	OPPONENT	P/S	RECEIVING					RUSHING					W/L SCORE
			NO	YDS	AVG	LG	TD	NO	YDS	AVG	LG	TD	
09/08 Dolphins								NOT ON ROSTER					L 10-23
09/15 at Ravens								NOT ON ROSTER					L 6-14
09/22 at Vikings	S		10	146	14.6	47t	1	1	22	22.0	22	0	W 31-27
09/29 Bengals	S		4	71	17.8	33	0	0	0	0.0	0	0	W 17-6
10/03 Bills	S		4	86	21.5	37t	1	0	0	0.0	0	0	W 37-24
10/13 Lions	S		7	126	18.0	36	0	1	0	0.0	0	0	L 17-31
10/20 at Packers	S		2	21	10.5	14	0	0	0	0.0	0	0	L 13-31
10/27 at Chiefs	S		5	132	26.4	47	1	0	0	0.0	0	0	L 17-23
11/03 Ravens	S		3	44	14.7	27	0	1	10	10.0	10	0	W 24-18
11/17 at Bengals	S		5	125	25.0	74t	1	0	0	0.0	0	0	L 20-41
11/24 Steelers	S		14	237	16.9	47	1	0	0	0.0	0	0	L 11-27
12/01 Jaguars	S		10	261	26.1	95t	2	0	0	0.0	0	0	L 28-32
12/08 at Patriots	S		7	151	21.6	80t	1	1	34	34.0	34	0	L 26-27
12/15 Bears	S		3	67	22.3	43t	1	0	0	0.0	0	0	L 31-38
12/22 at Jets	S		6	97	16.2	24	0	1	22	22.0	22	0	L 13-24
12/29 at Steelers	S		7	82	11.7	20	0	0	0	0.0	0	0	L 7-20
2013 TOTALS	14-14		87	1,646	18.9	95t	9	5	88	17.6	34	0	4-12

JOSH GORDON'S 2012 GXG REGULAR SEASON STATISTICS (BROWNS)													
DATE	OPPONENT	P/S	RECEIVING					RUSHING					W/L SCORE
			NO	YDS	AVG	LG	TD	NO	YDS	AVG	LG	TD	
09/09 Eagles	S		2	32	16.0	20	0	0	0	0.0	0	0	L 16-17
09/16 at Bengals	P		1	5	5.0	5	0	0	0	0.0	0	0	L 27-34
09/23 Bills	S		3	40	13.3	17	0	0	0	0.0	0	0	L 14-24
09/27 at Ravens	P		1	16	16.0	16	0	0	0	0.0	0	0	L 16-23
10/07 at Giants	S		2	82	41.0	62t	2	0	0	0.0	0	0	L 27-41
10/14 Bengals	P		3	99	33.0	71t	1	0	0	0.0	0	0	W 34-24
10/21 at Colts	S		2	59	29.5	33t	1	0	0	0.0	0	0	L 13-17
10/28 Chargers	S		3	46	15.3	26	0	0	0	0.0	0	0	W 7-6
11/04 Ravens	S		2	38	19.0	26	0	0	0	0.0	0	0	L 15-25
11/18 at Cowboys	S		5	53	10.6	23	0	0	0	0.0	0	0	L 20-23+
11/25 Steelers	S		4	60	15.0	26	0	0	0	0.0	0	0	W 20-14
12/02 at Raiders	S		6	116	19.3	44t	1	0	0	0.0	0	0	W 20-17
12/09 Chiefs	S		8	86	10.8	18	0	0	0	0.0	0	0	W 30-7
12/16 Redskins	S		3	27	9.0	12	0	0	0	0.0	0	0	L 21-38
12/23 at Broncos	S		1	7	7.0	7	0	0	0	0.0	0	0	L 12-34
12/30 at Steelers	S		4	39	9.8	17	0	0	0	0.0	0	0	L 10-24
2012 TOTALS	16-13		50	805	16.1	71t	5	0	0	0.0	0	0	5-11

+ - Overtime

JOSH GORDON'S 2018 GXG POSTSEASON STATISTICS (PATRIOTS)													
DATE	OPPONENT	P/S	RECEIVING					RUSHING					W/L SCORE
			NO	YDS	AVG	LG	TD	NO	YDS	AVG	LG	TD	
01/13 Chargers								NOT ON ROSTER					W 41-28
01/20 at Chiefs								NOT ON ROSTER					W 37-31+
02/03 at Rams								NOT ON ROSTER					W 13-3
2018 TOTALS	0-0		0	0	0.0	0	0	0	0	0.0	0	0	3-0

+ - Overtime



# 98 | DEFENSIVE END RASHEEM GREEN

Height: 6-4      Weight: 279  
College: USC  
Seasons: NFL : 2nd. Seahawks 2nd  
Born: May 15, 1997  
Hometown: Los Angeles, Calif.

**TRANSACTIONS:**

04/27/18: Drafted by Seattle (3rd round, 79th)

**NFL CAREER HIGHLIGHTS:**

• Drafted with the 15th pick in the third round (79th overall) of the 2018 NFL Draft. Seventh player drafted out of USC by the Seahawks.

**COLLEGE:** Played in 41 games with 26 starts over three seasons. Finished his career with 117 tackles, including 20 for losses, with 16.5 sacks, 8 deflections, 2 blocked field goals, a fumble recovery, fumble return for a TD and 3 forced fumbles in his career.

**PERSONAL:** As a senior defensive lineman at Serra High in Gardena (Calif.), he made 2014 USA Today All-USA first team, Prep Star All-American Dream

Team, Cal-Hi Sports All-State first team, Max Preps All-State Division I first team, Orange County Register Feb 15 first team, Tacoma News Tribune Western 100, All-CIF Pac 5 Division, Los Angeles Times All-Area first team, South Bay Daily Breeze All-South Bay first team and All-Mission League Co-Defensive MVP. He had 46 tackles, including 23 for losses, 8 sacks, a forced fumble and a deflection in 2014. As a junior in 2013, he made Max Preps Junior All-American first team, Student Sports Junior All-American second team, Cal-Hi Sports All-State Junior first team, All-CIF Western Division, South Bay Daily Breeze AllSouth Bay first team and All-Mission League Lineman MVP as he had 57 tackles, including 26 for losses, 14 sacks, plus a deflection and a forced fumble. He had 21 tackles and 1.5 sacks as a 2012 sophomore. Majored in sociology at USC.

**RASHEEM GREEN'S NFL REGULAR SEASON DEFENSIVE STATISTICS**

DATE	TEAM	GP	GS	TACKLES					YDS	QBH	INTERCEPTIONS					O. FUMB			ST				
				TK	S	A	TFL	YDS			NO	YDS	LG	TD	PD	FF	FR	YDS	TK	S	A	FF	FR
2018	Seahawks	10	0	9	7	2	1	6	1.0	6.0	1	0	0	0	0	0	0	0	0	0	0	0	0
2019	Seahawks	9	4	9	5	4	1	8	2.0	8.0	2	0	0	0	0	1	1	36	0	0	0	0	0
NFL TOTALS		19	4	18	12	6	2	14	3.0	14.0	3	0	0	0	0	1	1	36	0	0	0	0	0

**RASHEEM GREEN'S NFL POST SEASON DEFENSIVE STATISTICS**

DATE	TEAM	GP	GS	TACKLES					YDS	QBH	INTERCEPTIONS					O. FUMB			ST				
				TK	S	A	TFL	YDS			NO	YDS	LG	TD	PD	FF	FR	YDS	TK	S	A	FF	FR
2018	Seahawks	0	0	0	0	0	0	0	0.0	0.0	0	0	0	0	0	0	0	0	0	0	0	0	0
NFL TOTALS		0	0	0	0	0	0	0	0.0	0.0	0	0	0	0	0	0	0	0	0	0	0	0	0

**RASHEEM GREEN'S SINGLE-GAME HIGHS: DEFENSIVE**

<b>Total Tackles</b>	2 vs. New Orleans Saints, Sep 22, 2019	<b>Forced Fumbles</b>	1 vs. Cincinnati Bengals, Sep 08, 2019
	...4 more at 2.	<b>Fumble Recoveries</b>	1 vs. Tampa Bay Buccaneers, Nov 03, 2019
<b>Sacks</b>	1.0 at Arizona Cardinals, Sep 29, 2019	<b>Tackles For Loss</b>	1 at Arizona Cardinals, Sep 29, 2019
	...2 more at 1.0.		...1 more at 1.
<b>Passes Defensed</b>	1 vs. Los Angeles Rams, Oct 03, 2019		

**RASHEEM GREEN'S 2019 GXG REGULAR SEASON STATISTICS (SEAHAWKS)**

		TACKLES								INTERCEPTIONS					O. FUMB			ST					MISC				
DATE	OPPONENT	TK	S	A	SK	YDS	TFL	YDS	QBH	NO	YDS	LG	TD	PD	FF	FR	YDS	TK	S	A	FF	FR	S	A	W/L	SCORE	
09/08	Bengals	S	2	1	1	1.0	0.0	0	0	0	0	0	0	0	1	0	0	0	0	0	0	0	0	0	W	21-20	
09/15	at Steelers	S	2	1	1	0.0	0.0	0	0	0	0	0	0	0	0	0	0	0	0	0	0	0	0	0	W	28-26	
09/22	Saints	P	2	0	2	0.0	0.0	0	0	0	0	0	0	0	0	0	0	0	0	0	0	0	0	0	L	27-33	
09/29	at Cardinals	S	1	1	0	1.0	8.0	1	8	1	0	0	0	0	0	0	0	0	0	0	0	0	0	0	W	27-10	
10/03	Rams	P	1	1	0	0.0	0.0	0	0	0	0	0	0	1	0	0	0	0	0	0	0	0	0	0	W	30-29	
10/13	at Browns	P	0	0	0	0.0	0.0	0	0	0	0	0	0	0	0	0	0	0	0	0	0	0	0	0	W	32-28	
10/20	Ravens	P	0	0	0	0.0	0.0	0	0	0	0	0	0	0	0	0	0	0	0	0	0	0	0	0	L	16-30	
10/27	at Falcons	P	1	1	0	0.0	0.0	0	0	0	0	0	0	0	0	0	0	0	0	0	0	0	0	0	W	27-20	
11/03	Buccaneers	S	0	0	0	0.0	0.0	0	0	1	0	0	0	0	0	1	36	0	0	0	0	0	0	0	W	40-34+	
2019 TOTALS		9-4	9	5	4	2.0	8.0	1	8	2	0	0	0	0	1	1	1	36	0	0	0	0	0	0	0	7-2	

+ - Overtime



# 49 | LINEBACKER SHAQUEM GRIFFIN

Height: 6-0      Weight: 227  
College:      Central Florida  
Seasons:      NFL : 2nd. Seahawks 2nd  
Born:      July 20, 1995  
Hometown:      St. Petersburg, Fla.  
Pronunciation:      shuh-KEEM

**TRANSACTIONS:**

04/28/18:    Drafted by Seattle (5th round, 141st)

**NFL CAREER HIGHLIGHTS:**

• Selected with the first of four fifth-round choices (141st overall) in the 2018 NFL Draft. Third player selected out of Central Florida in club history, and first since twin-brother Shaquill Griffin was selected in the third round in 2017.

• Saw action in all 16 games, including one start at OLB in the season opener at Denver.

**COLLEGE:** Two-year starter at outside linebacker. Played in 39 games with 26 starts. Recorded 175 tackles (105 solo), including 33.5 TFLs, 18.5 sacks, 13 passes defended, 4 forced fumbles, 5 fumble recoveries and 2 interceptions. As a senior in 2017, helped team to a 13-0 record and a Chick-fil-A Peach Bowl victory over Auburn and was selected Chick-fil-A Peach Bowl Defensive MVP. Named American Athletic Conference

Defensive Player of the Year and earned First Team All-Conference honors following his junior season (2016).

**PERSONAL:** Played at Lakewood (Fla.) HS, which advanced to the 2012 5A regional semifinals. Earned a spot on the 2012 class 5A all-state second team. Amassed 72 tackles with 12 break-ups and one sack in as a senior in 2012. Had 61 tackles, nine break-ups, two forced fumbles and one interception as a junior. Also ran track for Lakewood, competing in the 4x100, discus, triple jump and shot put, and received interest for track from LSU, Miami and Purdue. While in high school, received the United States Achievement Academy Student of Excellence Award, the Mr. LHS Award and the 2012 Mike June Courage Award. The mayor presented him with the On Top of Your Game Award as well as a key to the city. With twin brother Shaquill, started their own track club in St. Petersburg. Lost his left hand at the age of four due to a rare condition known as amniotic band syndrome. Parents are Terry and Tangie Griffin, and was born a minute after brother, Shaquill.

SHAQUEM GRIFFIN'S NFL REGULAR SEASON DEFENSIVE STATISTICS																							
DATE	TEAM	GP	GS	TACKLES							INTERCEPTIONS					O. FUMB			ST				
				TK	S	A	TFL	YDS	SK	YDS	QBH	NO	YDS	LG	TD	PD	FF	FR	YDS	TK	S	A	FF
2018	Seahawks	16	1	4	3	1	0	0	0.0	0.0	0	0	0	0	0	0	0	7	5	2	0	0	
2019	Seahawks	9	0	0	0	0	0	0	0.0	0.0	0	0	0	0	0	0	0	2	1	1	0	0	
NFL TOTALS		25	1	4	3	1	0	0	0.0	0.0	0	0	0	0	0	0	0	9	6	3	0	0	

SHAQUEM GRIFFIN'S NFL POSTSEASON DEFENSIVE STATISTICS																							
DATE	TEAM	GP	GS	TACKLES							INTERCEPTIONS					O. FUMB			ST				
				TK	S	A	TFL	YDS	SK	YDS	QBH	NO	YDS	LG	TD	PD	FF	FR	YDS	TK	S	A	FF
2018	Seahawks	1	0	0	0	0	0	0	0.0	0.0	0	0	0	0	0	0	0	1	0	1	0	0	
NFL TOTALS		1	0	0	0	0	0	0	0.0	0.0	0	0	0	0	0	0	0	1	0	1	0	0	

SHAQUEM GRIFFIN'S SINGLE-GAME HIGHS: DEFENSIVE					
Total Tackles	3 at Denver Broncos, Sep 09, 2018		Special Teams Tackles	2 at Carolina Panthers, Nov 25, 2018	
				...1 more at 2.	

SHAQUEM GRIFFIN'S 2019 GXG REGULAR SEASON STATISTICS (SEAHAWKS)																										
DATE OPPONENT		TACKLES							INTERCEPTIONS					O. FUMB			ST					MISC		AW/L	SCORE	
		TK	S	A	SK	YDS	TFL	YDS	QBH	NO	YDS	LG	TD	PD	FF	FR	YDS	TK	S	A	FF	FR	S			A
09/08	Bengals	P	0	0	0	0.0	0.0	0	0	0	0	0	0	0	0	0	0	1	0	1	0	0	0	0	W	21-20
09/15	at Steelers	P	0	0	0	0.0	0.0	0	0	0	0	0	0	0	0	0	0	0	0	0	0	0	0	0	W	28-26
09/22	Saints	P	0	0	0	0.0	0.0	0	0	0	0	0	0	0	0	0	0	0	0	0	0	0	0	0	L	27-33
09/29	at Cardinals	P	0	0	0	0.0	0.0	0	0	0	0	0	0	0	0	0	0	0	0	0	0	0	0	0	W	27-10
10/03	Rams	P	0	0	0	0.0	0.0	0	0	0	0	0	0	0	0	0	0	0	0	0	0	0	0	0	W	30-29
10/13	at Browns	P	0	0	0	0.0	0.0	0	0	0	0	0	0	0	0	0	0	0	0	0	0	0	0	0	W	32-28
10/20	Ravens	P	0	0	0	0.0	0.0	0	0	0	0	0	0	0	0	0	0	0	0	0	0	0	0	0	L	16-30
10/27	at Falcons	P	0	0	0	0.0	0.0	0	0	0	0	0	0	0	0	0	0	1	1	0	0	0	0	0	W	27-20
11/03	Buccaneers	P	0	0	0	0.0	0.0	0	0	0	0	0	0	0	0	0	0	0	0	0	0	0	0	0	W	40-34+
2019 TOTALS		9-0	0	0	0	0.0	0.0	0	0	0	0	0	0	0	0	0	0	2	1	1	0	0	0	0	7-2	

+ - Overtime



# 26 | CORNERBACK SHAQUILL GRIFFIN

Height: 6-0      Weight: 198  
College:      Central Florida  
Seasons:      NFL : 3rd, Seahawks 3rd  
Born:      July 20, 1995  
Hometown:      St. Petersburg, Fla.  
Pronunciation:      shuh-KEEL

**TRANSACTIONS:**

04/28/17:    Drafted by Seattle (3rd round, 90th)

**NFL CAREER HIGHLIGHTS:**

• Started 11 of 15 games played his rookie season and recorded his first-career interception vs. Arizona (12/31/17).

**COLLEGE:** In four seasons, Griffin played in 46 career games and totaled 125 tackles, 36 passes defended and seven interceptions. He also ran two picks back for touchdowns and blocked one kick as a Knight.

**PERSONAL:** Coached by Cory Moore at Lakewood High, which advanced to the 2012 5A regional semifinals. Received three stars from Rivals and ESPN. Ranked as the No. 57 cornerback in the nation by Rivals, and No. 104 by ESPN. Earned a spot on the 2012 class 5A all-state first team. Recorded three interceptions with 44 tackles, 12 break ups, three forced fumbles and scored five touchdowns for the Spartans in 2012. With twin brother Shaquem, started their own track club in St. Petersburg. Was born a minute before Shaquem, who he played with at Central Florida.


SHAQUILL GRIFFIN'S NFL REGULAR SEASON DEFENSIVE STATISTICS																								
DATE	TEAM	GP	GS	TK	TACKLES							INTERCEPTIONS					O. FUMB			ST				
					S	A	TFL	YDS	SK	YDS	QBH	NO	YDS	LG	TD	PD	FF	FR	YDS	TK	S	A	FF	FR
2017	Seahawks	15	11	58	50	8	2	7	1.0	5.0	1	1	0	0	0	15	0	0	0	1	0	1	0	0
2018	Seahawks	16	16	62	55	7	3	6	0.0	0.0	0	2	8	8	0	8	0	0	0	0	0	0	0	0
2019	Seahawks	9	9	42	32	10	1	1	0.0	0.0	0	0	0	0	0	10	0	0	0	0	0	0	0	0
NFL TOTALS		40	36	162	137	25	6	14	1.0	5.0	1	3	8	8	0	33	0	0	0	1	0	1	0	0

SHAQUILL GRIFFIN'S NFL POSTSEASON DEFENSIVE STATISTICS																									
DATE	TEAM	GP	GS	TACKLES							INTERCEPTIONS						O. FUMB			ST					
				TK	S	A	TFL	YDS	SK	YDS	QBH	NO	YDS	LG	TD	PD	FF	FR	YDS	TK	S	A	FF	FR	
2018	Seahawks	1	1	4	4	0	0	0	0.0	0.0	0	0	0	0	0	2	0	0	0	0	0	0	0		
NFL TOTALS		1	1	4	4	0	0	0	0.0	0.0	0	0	0	0	2	0	0	0	0	0	0	0	0		

SHAQUILL GRIFFIN'S SINGLE-GAME HIGHS: DEFENSIVE				
Total Tackles	10 at Green Bay Packers, Sep 10, 2017		Interceptions	2 at Chicago Bears, Sep 17, 2018
Sacks	1.0 at Dallas Cowboys, Dec 24, 2017		Interception Return Yards	8 at Chicago Bears, Sep 17, 2018
Passes Defensed	3 at Cleveland Browns, Oct 13, 2019		Special Teams Tackles	1 at Tennessee Titans, Sep 24, 2017
	...2 more at 3.			
Tackles For Loss	1 at Atlanta Falcons, Oct 27, 2019			
	...5 more at 1.			

SHAQUILL GRIFFIN'S 2019 GXG REGULAR SEASON STATISTICS (SEAHAWKS)																									
DATE	OPPONENT		TACKLES							INTERCEPTIONS						O. FUMB			ST					MISC	
			TK	S	A	SK	YDS	TFL	YDS	QBH	NO	YDS	LG	TD	PD	FF	FR	YDS	TK	S	A	FF	FR	S	AW/L
09/08	Bengals	S	3	3	0	0.0	0.0	0	0	0	0	0	0	0	1	0	0	0	0	0	0	0	0	0	W
09/15	at Steelers	S	4	3	1	0.0	0.0	0	0	0	0	0	0	0	0	0	0	0	0	0	0	0	0	0	W
09/22	Saints	S	2	1	1	0.0	0.0	0	0	0	0	0	0	0	1	0	0	0	0	0	0	0	0	0	L
09/29	at Cardinals	S	7	3	4	0.0	0.0	0	0	0	0	0	0	0	1	0	0	0	0	0	0	0	0	0	W
10/03	Rams	S	4	4	0	0.0	0.0	0	0	0	0	0	0	0	1	0	0	0	0	0	0	0	0	0	W
10/13	at Browns	S	5	4	1	0.0	0.0	0	0	0	0	0	0	0	3	0	0	0	0	0	0	0	0	0	W
10/20	Ravens	S	4	3	1	0.0	0.0	0	0	0	0	0	0	0	0	0	0	0	0	0	0	0	0	0	L
10/27	at Falcons	S	4	4	0	0.0	0.0	1	1	0	0	0	0	0	2	0	0	0	0	0	0	0	0	0	W
11/03	Buccaneers	S	9	7	2	0.0	0.0	0	0	0	0	0	0	0	1	0	0	0	0	0	0	0	0	0	W
2019 TOTALS		9-9	42	32	10	0.0	0.0	1	1	0	0	0	0	0	10	0	0	0	0	0	0	0	0	0	7-2

+ - Overtime



# 42 | STRONG SAFETY

## LANO HILL

Height: 6-1  
College: Michigan  
Seasons: NFL : 3rd. Seahawks 3rd  
Born: November 26, 1995  
Hometown: Detroit, Mich.  
Pronunciation: LAY-no

### 2019 SEASON:

09/15 at PIT: Started at safety in place of Tedric Thompson (hamstring) and had three tackles, including an interception on a two-point try.

10/20 vs. BAL: Inactive (elbow).

10/27 at ATL: Inactive (elbow).

11/3 vs. TB: Inactive (elbow).

### TRANSACTIONS:

04/28/17: Drafted by Seattle (3rd round, 95th)

01/01/19: Placed on IR (hip)

### NFL CAREER HIGHLIGHTS:

- In 2018, started two of 13 games played before landing on injured reserve

(hip) in the postseason.

- Played in 15 games his rookie season primarily on special teams and had five tackles.

**COLLEGE:** A 2016 All-Big Ten second-team (coaches) and 2016 All-Big Ten honorable mention (media), he played in 46 games, making 26 starts at safety. Contributed 119 tackles, seven tackles for loss, one forced fumble, one fumble recovery, three interceptions and eight pass breakups during his career.

**PERSONAL:** Attended Cass Technical High School (2013) and helped lead his team to back-to-back Michigan Division 1 State titles. Tallied 60 tackles and two interceptions as a senior. Selected to the Detroit News Blue Chip List as a senior. Majored in general studies in the school of kinesiology.

### LANO HILL'S NFL REGULAR SEASON DEFENSIVE STATISTICS

DATE	TEAM	GP	GS	TACKLES							INTERCEPTIONS					O. FUMB			ST				
				TK	S	A	TFL	YDS	SK	YDS	QBH	NO	YDS	LG	TD	PD	FF	FR	YDS	TK	S	A	FF
2017	Seahawks	15	0	0	0	0	0	0.0	0.0	0	0	0	0	0	0	0	0	5	3	2	0	0	
2018	Seahawks	13	2	23	14	9	2	5	0.0	0.0	2	0	0	0	1	0	1	1	1	0	0	0	
2019	Seahawks	6	2	7	4	3	0	0	0.0	0.0	0	0	0	0	0	0	0	1	1	0	0	0	
NFL TOTALS		34	4	30	18	12	2	5	0.0	0.0	2	0	0	0	1	0	1	0	7	5	2	0	0

### LANO HILL'S NFL POSTSEASON DEFENSIVE STATISTICS

DATE	TEAM	GP	GS	TACKLES							INTERCEPTIONS					O. FUMB			ST			
				TK	S	A	TFL	YDS	SK	YDS	QBH	NO	YDS	LG	TD	PD	FF	FR	YDS	TK	S	A
2018	Seahawks	0	0	0	0	0	0	0	0.0	0.0	0	0	0	0	0	0	0	0	0	0	0	0
NFL TOTALS		0	0	0	0	0	0	0	0.0	0.0	0	0	0	0	0	0	0	0	0	0	0	0


### LANO HILL'S SINGLE-GAME HIGHS: DEFENSIVE

<b>Total Tackles</b>	5 vs. Arizona Cardinals, Dec 30, 2018 ...1 more at 5.	<b>Tackles For Loss</b>	1 at Carolina Panthers, Nov 25, 2018 ...1 more at 1.
<b>Passes Defensed</b>	1 at San Francisco 49ers, Dec 16, 2018	<b>Special Teams Tackles</b>	2 vs. Indianapolis Colts, Oct 01, 2017
<b>Fumble Recoveries</b>	1 vs. Kansas City Chiefs, Dec 23, 2018		

### LANO HILL'S 2019 GXG REGULAR SEASON STATISTICS (SEAHAWKS)

		TACKLES								INTERCEPTIONS					O. FUMB			ST					MISC			
DATE	OPPONENT	TK	S	A	SK	YDS	TFL	YDS	QBH	NO	YDS	LG	TD	PD	FF	FR	YDS	TK	S	A	FF	FR	S	A	W/L	SCORE
09/08	Bengals	P	0	0	0	0.0	0.0	0	0	0	0	0	0	0	0	0	0	0	0	0	0	0	0	0	W	21-20
09/15	at Steelers	S	3	2	1	0.0	0.0	0	0	0	0	0	0	0	0	0	0	0	0	0	0	0	0	0	W	28-26
09/22	Saints	S	1	1	0	0.0	0.0	0	0	0	0	0	0	0	0	0	0	0	0	0	0	0	0	0	L	27-33
09/29	at Cardinals	P	2	0	2	0.0	0.0	0	0	0	0	0	0	0	0	0	0	0	0	0	0	0	0	0	W	27-10
10/03	Rams	P	0	0	0	0.0	0.0	0	0	0	0	0	0	0	0	0	0	0	0	0	0	0	0	0	W	30-29
10/13	at Browns	P	1	1	0	0.0	0.0	0	0	0	0	0	0	0	0	0	0	1	1	0	0	0	0	0	W	32-28
10/20	Ravens									INACTIVE														L	16-30	
10/27	at Falcons									INACTIVE														W	27-20	
11/03	Buccaneers									INACTIVE														W	40-34+	
2019 TOTALS	6-2	7	4	3	0.0	0.0	0	0	0	0	0	0	0	0	0	0	0	1	1	0	0	0	0	0	7-2	

+ - Overtime



# 48 | TIGHT END JACOB HOLLISTER

Height: 6-4      Weight: 245  
College: Wyoming  
Seasons: NFL : 3rd. Seahawks 1st  
Born: November 18, 1993  
Hometown: Beaverton, Ore.



## '18 2019 SEASON:

10/20 vs. BAL: Tied a career high with three receptions.

11/3 vs. TB: Scored first two career TD receptions, including the game winning 10-yard TD in OT. Also set career single-game marks for receptions (4) and yards (37).

### TRANSACTIONS:

05/05/17: Signed by New England as undrafted FA  
01/08/19: Placed on IR by New England (hamstring)  
04/29/19: Traded to Seattle  
08/31/19: Released by Seattle  
09/01/19: Signed to Seattle's PS  
10/12/19: Signed to Seattle's active roster

### NFL CAREER HIGHLIGHTS:

• Played in 23 regular-season games with New England, recording eight catches for 94 yards and starting two games, one in 2017 and one in 2018. The Patriots placed Hollister on IR ahead of the 2018 postseason.

**COLLEGE:** Played in 30 games at Wyoming and caught 75 passes for 1,114 yards and 12 TDs. Also rushed twice for 48 yards and one score. Most productive season came as a senior in 2016 after racking up 32 receptions for 515 yards and seven TDs. Earned first-team all conference honors at Arizona Western Junior College. Redshirted as a true freshman at Nevada before transferring to Arizona Western and eventually earning a scholarship with Wyoming.

**PERSONAL:** Helped lead Mountain View (Bend, Ore.) High School to the 5A state championship as the team's quarterback during senior season, giving the city of Bend its first state title since 1940. Finished the 2011 season 112-of-172 passing for 1,855 yards with 31 TDs and just three INTs.

### JACOB HOLLISTER'S NFL REGULAR SEASON RUSHING/RECEIVING STATISTICS

DATE	TEAM	GP	GS	RECEIVING				RUSHING			
				NO.	YDS	AVG	LG	NO.	YDS.	AVG.	LG
2017	Patriots	15	1	4	42	10.5	19	1	5	5.0	5
2018	Patriots	8	1	4	52	13.0	23	0	0	0.0	0
2019	Seahawks	4	1	9	75	8.3	22	0	0	0.0	0
NFL TOTALS		27	3	17	169	9.9	23	1	5	5.0	5

### JACOB HOLLISTER'S NFL POSTSEASON RUSHING/RECEIVING STATISTICS

DATE	TEAM	GP	GS	RECEIVING				RUSHING			
				NO.	YDS	AVG	LG	NO.	YDS.	AVG.	LG
2017	Patriots	1	0	1	0	0.0	0	0	0	0.0	0
2018	Patriots	0	0	0	0	0.0	0	0	0	0.0	0
NFL TOTALS		1	0	1	0	0.0	0	0	0	0.0	0

### ADDITIONAL STATS

Special Teams Tackles: 2017 (1), 2018 (1), 2019 (2); Career: 4

### JACOB HOLLISTER'S SINGLE-GAME HIGHS: RUSHING/RECEIVING

<b>Rush Attempts</b>	1 vs. Buffalo Bills, Dec 24, 2017	<b>Longest Receptions</b>	23 at Jacksonville Jaguars, Sep 16, 2018
<b>Rushing Yards</b>	5 vs. Buffalo Bills, Dec 24, 2017	<b>Receiving TDs</b>	2 vs. Tampa Bay Buccaneers, Nov 03, 2019
<b>Longest Runs</b>	5 vs. Buffalo Bills, Dec 24, 2017	<b>All-purpose yards</b>	37 vs. Tampa Bay Buccaneers, Nov 03, 2019
<b>Receptions</b>	4 vs. Tampa Bay Buccaneers, Nov 03, 2019	<b>Special Teams Tackles</b>	1 vs. Tampa Bay Buccaneers, Nov 03, 2019 ...6 more at 1.
<b>Receiving Yards</b>	37 vs. Tampa Bay Buccaneers, Nov 03, 2019	<b>Most TDs</b>	2 vs. Tampa Bay Buccaneers, Nov 03, 2019

JACOB HOLLISTER'S 2019 GXG REGULAR SEASON STATISTICS (SEAHAWKS)													
DATE	OPPONENT	P/S	RECEIVING					RUSHING					W/L SCORE
			NO	YDS	AVG	LG	TD	NO	YDS	AVG	LG	TD	
09/08	Bengals						PRACTICE SQUAD						W 21-20
09/15	at Steelers						PRACTICE SQUAD						W 28-26
09/22	Saints						PRACTICE SQUAD						L 27-33
09/29	at Cardinals						PRACTICE SQUAD						W 27-10
10/03	Rams						PRACTICE SQUAD						W 30-29
10/13	at Browns	P	0	0	0.0	0	0	0	0	0.0	0	0	W 32-28
10/20	Ravens	P	3	20	6.7	9	0	0	0	0.0	0	0	L 16-30
10/27	at Falcons	P	2	18	9.0	12	0	0	0	0.0	0	0	W 27-20
11/03	Buccaneers	S	4	37	9.3	22	2	0	0	0.0	0	0	W 40-34+
2019 TOTALS	4-1		9	75	8.3	22	2	0	0	0.0	0	0	7-2

+ - Overtime

JACOB HOLLISTER'S 2018 GXG REGULAR SEASON STATISTICS (PATRIOTS)													
DATE	OPPONENT	P/S	RECEIVING					RUSHING					W/L SCORE
			NO	YDS	AVG	LG	TD	NO	YDS	AVG	LG	TD	
09/09	Texans						INACTIVE						W 27-20
09/16	at Jaguars	S	3	35	11.7	23	0	0	0	0.0	0	0	L 20-31
09/23	at Lions						INACTIVE						L 10-26
09/30	Dolphins						INACTIVE						W 38-7
10/04	Colts	P	0	0	0.0	0	0	0	0	0.0	0	0	W 38-24
10/14	Chiefs	P	0	0	0.0	0	0	0	0	0.0	0	0	W 43-40
10/21	at Bears						INACTIVE						W 38-31
10/29	at Bills						INACTIVE						W 25-6
11/04	Packers						INACTIVE						W 31-17
11/11	at Titans	P	1	17	17.0	17	0	0	0	0.0	0	0	L 10-34
11/25	at Jets	P	0	0	0.0	0	0	0	0	0.0	0	0	W 27-13
12/02	Vikings	P	0	0	0.0	0	0	0	0	0.0	0	0	W 24-10
12/09	at Dolphins	P	0	0	0.0	0	0	0	0	0.0	0	0	L 33-34
12/16	at Steelers						INACTIVE						L 10-17
12/23	Bills	P	0	0	0.0	0	0	0	0	0.0	0	0	W 24-12
12/30	Jets						INACTIVE						W 38-3
2018 TOTALS	8-1		4	52	13.0	23	0	0	0	0.0	0	0	11-5

JACOB HOLLISTER'S 2017 GXG REGULAR SEASON STATISTICS (PATRIOTS)													
DATE	OPPONENT	P/S	RECEIVING					RUSHING					W/L SCORE
			NO	YDS	AVG	LG	TD	NO	YDS	AVG	LG	TD	
09/07	Chiefs						INACTIVE						L 27-42
09/17	at Saints	S	1	5	5.0	5	0	0	0	0.0	0	0	W 36-20
09/24	Texans	P	1	19	19.0	19	0	0	0	0.0	0	0	W 36-33
10/01	Panthers	P	0	0	0.0	0	0	0	0	0.0	0	0	L 30-33
10/05	at Buccaneers	P	0	0	0.0	0	0	0	0	0.0	0	0	W 19-14
10/15	at Jets	P	0	0	0.0	0	0	0	0	0.0	0	0	W 24-17
10/22	Falcons	P	0	0	0.0	0	0	0	0	0.0	0	0	W 23-7
10/29	Chargers	P	1	13	13.0	13	0	0	0	0.0	0	0	W 21-13
11/12	at Broncos	P	0	0	0.0	0	0	0	0	0.0	0	0	W 41-16
11/19	at Raiders	P	0	0	0.0	0	0	0	0	0.0	0	0	W 33-8
11/26	Dolphins	P	0	0	0.0	0	0	0	0	0.0	0	0	W 35-17
12/03	at Bills	P	0	0	0.0	0	0	0	0	0.0	0	0	W 23-3
12/11	at Dolphins	P	0	0	0.0	0	0	0	0	0.0	0	0	L 20-27
12/17	at Steelers	P	0	0	0.0	0	0	0	0	0.0	0	0	W 27-24
12/24	Bills	P	1	5	5.0	5	0	1	5	5.0	5	0	W 37-16
12/31	Jets	P	0	0	0.0	0	0	0	0	0.0	0	0	W 26-6
2017 TOTALS	15-1		4	42	10.5	19	0	1	5	5.0	5	0	13-3

JACOB HOLLISTER'S 2018 GXG POSTSEASON STATISTICS (PATRIOTS)													
DATE	OPPONENT	P/S	RECEIVING					RUSHING					W/L SCORE
			NO	YDS	AVG	LG	TD	NO	YDS	AVG	LG	TD	
01/13	Chargers						INJURED RESERVE – DESIGNATED FOR RETURN						W 41-28
01/20	at Chiefs						INJURED RESERVE – DESIGNATED FOR RETURN						W 37-31+
02/03	at Rams						INJURED RESERVE – DESIGNATED FOR RETURN						W 13-3
2018 TOTALS	0-0		0	0	0.0	0	0	0	0	0.0	0	0	3-0

+ - Overtime

JACOB HOLLISTER'S 2017 GXG POSTSEASON STATISTICS (PATRIOTS)												
DATE	OPPONENT	P/S	RECEIVING					RUSHING				
			NO	YDS	AVG	LG	TD	NO	YDS	AVG	LG	TD
01/13	Titans	P	1	0	0.0	0	0	0	0	0.0	0	0
01/21	Jaguars						INACTIVE					W
02/04	Eagles						INACTIVE					L
2017 TOTALS	1-0		1	0	0.0	0	0	0	0	0.0	0	0
												2-1





25 | RUNNING BACK  
TRAVIS HOMER

Height: 5-10      Weight: 202  
College:          Miami  
Season:          Rookie  
Born:             August 7, 1998  
Hometown:      West Palm Beach, Fla.

TRANSACTIONS:

05/27/19:    Drafted by Seattle (6th Round, 204th)

**HOW ACQUIRED:** Drafted with the first of two sixth-round picks (204th overall) in the 2019 NFL Draft. Thirteenth player selected out of Miami in club history (Last: Baraka Atkins, 2007).

**COLLEGE:** Two-time All-ACC Second Team (2017, 2018). Played in 38 games racking up 2,418 all-purpose yards, 1,995 rushing yards and 405 receiving yards. Scored 12 rushing touchdowns and averaged 6.0 yards per rush over course of his career. Added one receiving touchdown.

**Junior:** Earned second-team All-ACC honors, rushing for career-best 985 yards on 164 carries during regular season, averaging 6.0 yards per carry. Started every game for the Hurricanes. Scored four rushing touchdowns and had three 100-yard rushing games. Added 19 receptions totaling 186 yards.

**Sophomore:** Saw action in all 13 games, starting final nine games of season at running back. Rushed for 966 yards on 163 attempts, averaging 5.9 yards per carry. Scored eight rushing touchdowns. Added 18 receptions for 219 yards and one receiving touchdown. Selected to All-ACC Second Team. Compiled a team-best 1,203 all-purpose yards.

**Freshman:** Played in 12 games and served as one of Miami's top contributors on special teams in first season. Had eight tackles (five solo) and one fumble recovery. Rushed seven times for 44 yards across season.

**PERSONAL:** Rated as four-star prospect by ESPN, Scout and 247Sports. Totaled 1,315 yards rushing and 13 total touchdowns senior year. Finished prep career by surpassing 3,200 total rushing yards, 41 rushing touchdowns and 50 total touchdowns. Helped lead Oxbridge Academy to FHSAA Regional Finals. Chose Miami over offers from Alabama, Auburn, Florida and Florida State. Born August 7, 1998.

TRAVIS HOMER'S NFL REGULAR SEASON RUSHING/RECEIVING STATISTICS												
			RUSHING					RECEIVING				
DATE TEAM	GP	GS	NO.	YDS.	AVG.	LG	TD	NO.	YDS	AVG	LG	TD
2019 Seahawks	9	0	0	0	0.0	0	0	0	0	0.0	0	0
NFL TOTALS	9	0	0	0	0.0	0	0	0	0	0.0	0	0

TRAVIS HOMER'S NFL REGULAR SEASON RETURN STATISTICS											
KICKOFF RETURNS						PUNT RETURNS					
DATE TEAM	RET.	YDS.	AVG.	LG	TD	NO.	FC	YDS	AVG	LG	TD
2019 Seahawks	0	0	0.0	0	0	0	0	0	0.0	0	0
NFL TOTALS	0	0	0.0	0	0	0	0	0	0.0	0	0

ADDITIONAL STATS											
Special Teams Tackles: 2019 (1); Career: 1.											

TRAVIS HOMER'S SINGLE-GAME HIGHS: RUSHING/RECEIVING											
Special Teams Tackles						1 vs. Los Angeles Rams, Oct 03, 2019					

TRAVIS HOMER'S 2019 GXG REGULAR SEASON STATISTICS (SEAHAWKS)														
DATE	OPPONENT	P/S	RUSHING					RECEIVING					W/L	SCORE
			NO	YDS	AVG	LG	TD	NO	YDS	AVG	LG	TD		
09/08	Bengals	P	0	0	0.0	0	0	0	0	0.0	0	0	W	21-20
09/15	at Steelers	P	0	0	0.0	0	0	0	0	0.0	0	0	W	28-26
09/22	Saints	P	0	0	0.0	0	0	0	0	0.0	0	0	L	27-33
09/29	at Cardinals	P	0	0	0.0	0	0	0	0	0.0	0	0	W	27-10
10/03	Rams	P	0	0	0.0	0	0	0	0	0.0	0	0	W	30-29
10/13	at Browns	P	0	0	0.0	0	0	0	0	0.0	0	0	W	32-28
10/20	Ravens	P	0	0	0.0	0	0	0	0	0.0	0	0	L	16-30
10/27	at Falcons	P	0	0	0.0	0	0	0	0	0.0	0	0	W	27-20
11/03	Buccaneers	P	0	0	0.0	0	0	0	0	0.0	0	0	W	40-34+
2019 TOTALS	9-0		0	0	0.0	0	0	0	0	0.0	0	0	7-2	
+ - Overtime														



# 53 | CENTER JOEY HUNT

Height: 6-2  
College: TCU  
Seasons: NFL : 4th. Seahawks 4th  
Born: February 22, 1994  
Hometown: El Campo, Texas

**2019 SEASON:**

09/08 vs. CIN: Inactive (ankle).  
09/15 at PIT: Inactive (ankle).  
10/13 at CLE: Saw action as an extra blocker.  
10/27 at ATL: Replaced Justin Britt (knee) on the first series of the game.  
11/3 vs. TB: Started at center in place of Justin Britt who was placed on IR with a knee injury.

**TRANSACTIONS:**

04/30/16: Drafted by Seattle (6th Round, 215th)

**NFL CAREER HIGHLIGHTS:**

- Spent majority of 2017 on the team's practice squad before being inactive

for final four games.

- Made first career start at center at Tampa Bay (11/27/16).

**COLLEGE:** Snapped for former Seahawks teammate Trevone Boykin at Texas Christian. Played in 43 games with 36 starts, 34 of which were at center. Earned first-team All-Big 12 honors after his senior season and second-team All-Big 12 honors after his junior year.

**PERSONAL:** Ranked by 247sports.com as the nation's third-best center. An all-state selection on offense as a senior. Was an all-state pick on defense his junior year, when he was also named the District 23-4A Defensive Most Valuable Player. Totaled 210 tackles, including 66 for loss, with 16 sacks in his high school career. Recorded 240 pancake blocks while allowing just one sack. Was the two-time Victoria Advocate's Lineman of the Year.

JOEY HUNT'S NFL REGULAR SEASON STATISTICS

DATE	TEAM	GP	GS
2016	Seahawks	9	1
2017	Seahawks	0	0
2018	Seahawks	11	2
2019	Seahawks	7	1
NFL TOTALS		27	4

JOEY HUNT'S NFL POSTSEASON STATISTICS

DATE	TEAM	GP	GS
2016	Seahawks	2	0
2018	Seahawks	1	0
NFL TOTALS		3	0

JOEY HUNT'S 2019 GXG REGULAR SEASON STATISTICS (SEAHAWKS)

DATE	OPPONENT	P/S	W/L	SCORE
09/08	Bengals		INACTIVE	W 21-20
09/15	at Steelers		INACTIVE	W 28-26
09/22	Saints	P		L 27-33
09/29	at Cardinals	P		W 27-10
10/03	Rams	P		W 30-29
10/13	at Browns	P		W 32-28
10/20	Ravens	P		L 16-30
10/27	at Falcons	P		W 27-20
11/03	Buccaneers	S		W 40-34+
2019 TOTALS		7-1		7-2

+ - Overtime



# 65 | GUARD/TACKLE GERMAIN IFEDI

Height: 6-5      Weight: 325  
College: Texas A&M  
Seasons: NFL : 4th. Seahawks 4th  
Born: June 2, 1994  
Hometown: Houston, Texas  
Pronunciation: jer-MANE ih-FEH-dee

**TRANSACTIONS:**

04/28/16: Drafted by Seattle (1st Round, 31st)

**NFL CAREER HIGHLIGHTS:**

- Started all 15 games played in 2018 and helped Seattle lead the league in rushing, averaging 160.0 yards per game.
- Started at right tackle all 16 games in 2017.
- Rookie-year starter at right guard for 13 games and both postseason contests.

**COLLEGE:** Three-year starter after redshirting in 2012. Started all 37 games played in his Aggies career. Voted team captain his junior season and was

named second-team All-SEC after starting 13 games at right tackle. Named to the Sporting News Freshman All-America team.

**PERSONAL:** Prepped at Houston Westside High. First-team All-Greater Houston by the Houston Chronicle in 2011. Earned second-team All-State honors by the Associated Press and first-team All-District 20-5A honors. Recorded 96 pancakes as a senior, and also blocked a kick. ESPN rated him as a four-star recruit and the No. 26 guard prospect. Rated as a four-star recruit and the No. 15 guard nationally by Scout.com. SuperPrep ranked him as the No. 102 player in Texas and the No. 20 offensive lineman in Texas. Ranked No. 22 on the Austin American-Stateman's Texas Fab 55. Majored in construction science.

GERMAIN IFEDI'S NFL REGULAR SEASON STATISTICS

DATE	TEAM	GP	GS
2016	Seahawks	13	13
2017	Seahawks	16	16
2018	Seahawks	15	15
2019	Seahawks	9	9
NFL TOTALS		53	53

GERMAIN IFEDI'S NFL POSTSEASON STATISTICS

DATE	TEAM	GP	GS
2016	Seahawks	2	2
2018	Seahawks	1	1
NFL TOTALS		3	3

GERMAIN IFEDI'S 2019 GXG REGULAR SEASON STATISTICS (SEAHAWKS)

DATE	OPPONENT	P/S	W/L	SCORE
09/08	Bengals	S	W	21-20
09/15	at Steelers	S	W	28-26
09/22	Saints	S	L	27-33
09/29	at Cardinals	S	W	27-10
10/03	Rams	S	W	30-29
10/13	at Browns	S	W	32-28
10/20	Ravens	S	L	16-30
10/27	at Falcons	S	W	27-20
11/03	Buccaneers	S	W	40-34+
2019 TOTALS		9-9	7-2	

+ - Overtime



# 70 | GUARD MIKE IUPATI

Height: 6-5      Weight: 331  
College:          Idaho  
Seasons:          NFL : 10th. Seahawks 1st  
Born:              May 12, 1987  
Hometown:       Vaitogi, American Samoa  
Pronunciation:   yoo-PAH-tee



**2019 SEASON:**

09/15 at PIT: Returned from a foot injury to start at LG.

**TRANSACTIONS:**

- 4/22/10: Drafted by San Francisco (1st Round, 17th)
- 3/11/15: Signed by Arizona as an UFA
- 3/14/19: Signed by Seattle as an UFA

**NFL CAREER HIGHLIGHTS:**

- A four-time Pro Bowler (2012-15) and first team All-Pro selection in 2012.
- Started all 10 games played at left guard in 2018 for Arizona before landing on injured reserve (knee) on December 4.
- Helped RB David Johnson establish Cardinals franchise single-season records for total yards (2,118), total touchdowns (20) and rushing touchdowns (16) in 2016.
- Started all 75 regular season games he played in and all eight postseason games in five years with San Francisco, earning three Pro Bowls (2012-14) and was a first-team All-Pro selection in 2012.

**COLLEGE:** Played in 35 games (33 starts) at Idaho and as a senior became

just the second non-BCS conference player to be named a finalist for the Outland Trophy since the award's inception in 1946. Started all 13 games at left guard during his senior season in 2009, earning first-team All-America honors from the Associated Press, Football Writers of America, American Football Coaches Association, Walter Camp Football Foundation and Sports Illustrated. Was also named first-team All-WAC and was the only active player to be selected to the WAC's All-Decade team for the 2000s.

**PERSONAL:** Attended Western High (Anaheim, Calif.) where he was a captain and earned all-state and all-conference honors as a senior. Had his No. 78 retired at Western in March of 2015. Also competed in wrestling and track & field. Did not arrive in the United States until prior to his freshman year of high school when he moved to the U.S. and lived with his parents and three siblings in his aunt's garage for six months before moving into a one bedroom apartment. Grew up in Vaitogi, American Samoa, a 1.25 square mile village with 1,400 people, and learned English as a second language. He was elected as the inaugural recipient of the Polynesian Pro Football Player of the Year Award for the 2015 season by the Polynesian Football Hall of Fame; the award recognizes the most outstanding professional football player of Polynesian ancestry. Along with wife, Ashley, has one son, KoaAli'i. Last name is pronounced yoo-PAH-tee. Born on May 12, 1987.

**MIKE IUPATI'S NFL REGULAR SEASON STATISTICS**

DATE	TEAM	GP	GS
2010	49ers	16	16
2011	49ers	16	16
2012	49ers	16	16
2013	49ers	12	12
2014	49ers	15	15
2015	Cardinals	13	13
2016	Cardinals	15	15
2017	Cardinals	1	1
2018	Cardinals	10	10
2019	Seahawks	9	8
NFL TOTALS		123	122

**MIKE IUPATI'S NFL POSTSEASON STATISTICS**

DATE	TEAM	GP	GS
2011	49ers	2	2
2012	49ers	3	3
2013	49ers	3	3
2015	Cardinals	2	2
NFL TOTALS		10	10

**ADDITIONAL STATS**

**Receiving:** 2015 (One reception for 10 yards). **Career:** One reception for 10 yards.

MIKE IUPATI'S 2019 GXG REGULAR SEASON STATISTICS (SEAHAWKS)				
DATE	OPPONENT	P/S	W/L	SCORE
09/08	Bengals	P	W	21-20
09/15	at Steelers	S	W	28-26
09/22	Saints	S	L	27-33
09/29	at Cardinals	S	W	27-10
10/03	Rams	S	W	30-29
10/13	at Browns	S	W	32-28
10/20	Ravens	S	L	16-30
10/27	at Falcons	S	W	27-20
11/03	Buccaneers	S	W	40-34+
2019 TOTALS		9-8	7-2	
+ - Overtime				



93 | DEFENSIVE END  
BRANDEN JACKSON

Height: 6-4      Weight: 295  
College:      Texas Tech  
Seasons:      NFL : 4th. Seahawks 3rd  
Born:      November 11, 1992  
Hometown:      McKeesport, Pa.

TRANSACTIONS:

- 05/16/16: Signed with Oakland as undrafted FA
- 09/03/16: Released by Oakland
- 09/05/16: Signed to Oakland PS
- 12/03/16: Signed to Oakland 53-man roster
- 09/02/17: Released by Oakland
- 09/26/17: Signed to Seattle PS
- 10/07/17: Signed to Seattle 53-man roster
- 09/02/18: Released by Seattle
- 09/05/18: Signed to Seattle PS
- 09/25/18: Signed to Seattle 53-man roster

NFL CAREER HIGHLIGHTS:

- Played 12 games for Seattle in 2017 and posted first-career sack at San Francisco (11/26).

**COLLEGE:** Played four years at Texas Tech, seeing action in 51 career games with 38 starts. Totaled 138 career tackles (97 solo), 11 sacks, three forced fumbles, two fumble recoveries and seven passes defended. As a senior, played in 13 games with 11 starts and totaled 31 tackles (24) with two sacks, one forced fumble and one pass defended. As a junior, started all 12 games in which he appeared and recorded 44 tackles (27) and set career highs with five sacks, 10.5 tackles for loss and two fumble recoveries.

**PERSONAL:** Attended McKeesport (Pa.) High School. Named a four-star prospect by Scout.com and Named a three-star prospect by Rivals.com and ESPN.com. Ranked by Rivals.com as the No. 29 strong-side defensive end in the nation and ranked by Scout.com as the No. 9 outside linebacker in the nation. Tabbed by ESPN.com as the No. 40 outside linebacker in the nation. PrepStar All-East Team selection and SuperPrep's No. 51 All-American defensive lineman. Led team to a league championship and named first-team all-conference. Also lettered in basketball.

BRANDEN JACKSON'S NFL REGULAR SEASON DEFENSIVE STATISTICS

TACKLES											INTERCEPTIONS					O. FUMB			ST								
DATE	TEAM	GP	GS	TK	S	A	TFL	YDS	SK	YDS	QBH	NO	YDS	LG	TD	PD	FF	FR	YDS	TK	S	A	FF	FR			
2016	Raiders	3	0	1	1	0	0	0	0.0	0.0	0	0	0	0	0	0	0	0	0	0	0	0	0	0			
2017	Raiders	0	0	0	0	0	0	0	0.0	0.0	0	0	0	0	0	0	0	0	0	0	0	0	0	0			
Went from Raiders to Seahawks.																											
2017	Seahawks	12	0	11	7	4	1	12	0.5	4.0	2	0	0	0	0	1	0	0	0	0	0	0	0	0			
2017	TOTAL	12	0	11	7	4	1	12	0.5	4.0	2	0	0	0	0	1	0	0	0	0	0	0	0	0			
2018	Seahawks	9	1	10	9	1	3	14	1.0	7.0	2	0	0	0	0	0	0	0	0	0	0	0	0	0			
2019	Seahawks	8	2	12	10	2	2	9	2.0	9.0	3	0	0	0	0	0	0	0	0	0	0	0	0	0			
NFL TOTALS		32	3	34	27	7	6	35	3.5	20.0	7	0	0	0	0	1	0	0	0	0	0	0	0	0			

BRANDEN JACKSON'S NFL POSTSEASON DEFENSIVE STATISTICS


TACKLES											INTERCEPTIONS					O. FUMB			ST					
DATE	TEAM	GP	GS	TK	S	A	TFL	YDS	SK	YDS	QBH	NO	YDS	LG	TD	PD	FF	FR	YDS	TK	S	A	FF	FR
2016	Raiders	0	0	0	0	0	0	0	0.0	0.0	0	0	0	0	0	0	0	0	0	0	0	0	0	0
2018	Seahawks	0	0	0	0	0	0	0	0.0	0.0	0	0	0	0	0	0	0	0	0	0	0	0	0	0
NFL TOTALS		0	0	0	0	0	0	0	0.0	0.0	0	0	0	0	0	0	0	0	0	0	0	0	0	0

BRANDEN JACKSON'S SINGLE-GAME HIGHS: DEFENSIVE

Total Tackles	3 at Pittsburgh Steelers, Sep 15, 2019 ...2 more at 3.	Passes Defensed	1 at Jacksonville Jaguars, Dec 10, 2017
Sacks	1.0 vs. Baltimore Ravens, Oct 20, 2019 ...2 more at 1.0.	Tackles For Loss	1 vs. Baltimore Ravens, Oct 20, 2019 ...5 more at 1.

BRANDEN JACKSON'S 2019 GXG REGULAR SEASON STATISTICS (SEAHAWKS)																															
		TACKLES								INTERCEPTIONS					O. FUMB			ST					MISC								
DATE	OPPONENT	TK	S	A	SK	YDS	TFL	YDS	QBH	NO	YDS	LG	TD	PD	FF	FR	YDS	TK	S	A	FF	FR	S	A	W/L	SCORE					
09/08	Bengals	P	2	2	0	0.0	0.0	0	0	0	0	0	0	0	0	0	0	0	0	0	0	0	0	0	W	21-20					
09/15	at Steelers	P	3	3	0	1.0	7.0	1	7	2	0	0	0	0	0	0	0	0	0	0	0	0	0	0	W	28-26					
09/22	Saints	P	2	1	1	0.0	0.0	0	0	0	0	0	0	0	0	0	0	0	0	0	0	0	0	0	L	27-33					
09/29	at Cardinals	P	0	0	0	0.0	0.0	0	0	0	0	0	0	0	0	0	0	0	0	0	0	0	0	0	W	27-10					
10/03	Rams	P	2	2	0	0.0	0.0	0	0	0	0	0	0	0	0	0	0	0	0	0	0	0	0	0	W	30-29					
10/13	at Browns									INACTIVE																				W	32-28
10/20	Ravens	P	1	1	0	1.0	2.0	1	2	1	0	0	0	0	0	0	0	0	0	0	0	0	0	0	L	16-30					
10/27	at Falcons	S	1	1	0	0.0	0.0	0	0	0	0	0	0	0	0	0	0	0	0	0	0	0	0	0	W	27-20					
11/03	Buccaneers	S	1	0	1	0.0	0.0	0	0	0	0	0	0	0	0	0	0	0	0	0	0	0	0	0	W	40-34+					
2019 TOTALS	8-2	12	10	2	2.0	9.0	2	9	3	0	0	0	0	0	0	0	0	0	0	0	0	0	0	7-2							
+ - Overtime																															

+ - Overtime



# 99 | DEFENSIVE END QUINTON JEFFERSON

Height: 6-4  
College: Maryland  
Seasons: NFL : 4th. Seahawks 4th  
Born: March 31, 1993  
Hometown: Pittsburgh, Pa.

## 2019:

09/08 vs. CIN: Had a career game with 2.0 sacks, to go along with six tackles, two TFLs, and two passes defended.

10/27 at ATL: Inactive (oblique).

11/3 vs. TB: Inactive (oblique).

## TRANSACTIONS:

04/30/16: Drafted by Seattle (5th Round, 147th)

10/25/16: Placed on IR (knee)

09/02/17: Released by Seattle

09/03/17: Claimed off waivers by L.A. Rams

09/12/17: Released by L.A. Rams

09/14/17: Signed to L.A. Rams PS

10/02/17: Signed by Seattle off L.A. Rams PS

## NFL CAREER HIGHLIGHTS:

• Started 12 of 16 games played in 2018 and set a career-high with 25 tackles (15 solo) and 3.0 sacks.

• Saw action in six games in 2017 and recorded his first-career sack vs. Washington (11/5).

• Played in three games in 2016 before landing on injured reserve (knee).

**COLLEGE:** Suffered a season-ending knee injury in the third game of his junior season (2014) but returned the following season and was an Honorable Mention All-Big Ten selection as a redshirt junior in 2015. He finished his career starting 28 of 37 games played, recording 84 tackles and 10.5 sacks.

**PERSONAL:** One of the top defensive ends in the nation at Woodland Hills High. Ranked as the 25th-best player in Pennsylvania by Rivals.com in 2010. No. 15 on the SuperPrep Pennsylvania 32. Rated No. 40 nationally among defensive ends by Scouts, Inc. and No. 47 by Scout.com in 2010. Leader on a defense that held opponents to 12.1 points per game during 2010. Recorded 16 sacks as a senior. A 2010 Class AAAA second-team all-state selection. Played in consecutive WPIAL AAAA championship games at Heinz Field. Also played basketball. Majored in family science.

## QUINTON JEFFERSON'S NFL REGULAR SEASON DEFENSIVE STATISTICS

DATE	TEAM	GP	GS	TK	TACKLES					YDS	QBH	INTERCEPTIONS					O. FUMB			ST				
					S	A	TFL	YDS	SK			NO	YDS	LG	TD	PD	FF	FR	YDS	TK	S	A	FF	FR
2016	Seahawks	3	0	1	0	1	0	0.0	0.0	0.0	0	0	0	0	0	0	0	0	0	0	0	0	0	0
2017	Rams	0	0	0	0	0	0	0.0	0.0	0.0	0	0	0	0	0	0	0	0	0	0	0	0	0	0
Went from Rams to Seahawks.																								
2017	Seahawks	6	0	7	6	1	1	8	1.0	8.0	4	0	0	0	0	0	0	0	0	0	0	0	0	0
2017	TOTAL	6	0	7	6	1	1	8	1.0	8.0	4	0	0	0	0	0	0	0	0	0	0	0	0	0
2018	Seahawks	16	12	25	15	10	5	24	3.0	24.0	15	0	0	0	0	2	0	1	0	0	0	0	0	0
2019	Seahawks	7	4	17	8	9	2	14	2.0	14.0	7	0	0	0	0	3	0	0	0	0	0	0	0	0
NFL TOTALS		32	16	50	29	21	8	46	6.0	46.0	26	0	0	0	0	5	0	1	0	0	0	0	0	0

## QUINTON JEFFERSON'S NFL POSTSEASON DEFENSIVE STATISTICS

DATE	TEAM	GP	GS	TK	TACKLES					YDS	QBH	INTERCEPTIONS					O. FUMB			ST				
					S	A	TFL	YDS	SK			NO	YDS	LG	TD	PD	FF	FR	YDS	TK	S	A	FF	FR
2016	Seahawks	0	0	0	0	0	0	0.0	0.0	0.0	0	0	0	0	0	0	0	0	0	0	0	0	0	0
2018	Seahawks	1	1	2	1	1	0	0	0.0	0.0	0	0	0	0	0	0	0	0	0	0	0	0	0	0
NFL TOTALS		1	1	2	1	1	0	0	0.0	0.0	0	0	0	0	0	0	0	0	0	0	0	0	0	0

## QUINTON JEFFERSON'S SINGLE-GAME HIGHS: DEFENSIVE

<b>Total Tackles</b>	6 vs. Cincinnati Bengals, Sep 08, 2019	<b>Fumble Recoveries</b>	1 vs. Arizona Cardinals, Dec 30, 2018
<b>Sacks</b>	2.0 vs. Cincinnati Bengals, Sep 08, 2019	<b>Tackles For Loss</b>	2 vs. Cincinnati Bengals, Sep 08, 2019
<b>Passes Defended</b>	2 vs. Cincinnati Bengals, Sep 08, 2019		...1 more at 2.



QUINTON JEFFERSON'S 2019 GXG REGULAR SEASON STATISTICS (SEAHAWKS)																											
DATE OPPONENT		TACKLES								INTERCEPTIONS					O. FUMB			ST					MISC		W/L	SCORE	
		TK	S	A	SK	YDS	TFL	YDS	QBH	NO	YDS	LG	TD	PD	FF	FR	YDS	TK	S	A	FF	FR	S	A			
09/08	Bengals	S	6	2	4	2.0	14.0	2	14	3	0	0	0	0	2	0	0	0	0	0	0	0	0	0	0	W	21-20
09/15	at Steelers	P	1	1	0	0.0	0.0	0	0	0	0	0	0	0	0	0	0	0	0	0	0	0	0	0	0	W	28-26
09/22	Saints	S	2	1	1	0.0	0.0	0	0	2	0	0	0	0	0	0	0	0	0	0	0	0	0	0	0	L	27-33
09/29	at Cardinals	P	2	1	1	0.0	0.0	0	0	0	0	0	0	0	0	0	0	0	0	0	0	0	0	0	0	W	27-10
10/03	Rams	P	1	0	1	0.0	0.0	0	0	2	0	0	0	0	0	0	0	0	0	0	0	0	0	0	0	W	30-29
10/13	at Browns	S	4	3	1	0.0	0.0	0	0	0	0	0	0	0	1	0	0	0	0	0	0	0	0	0	0	W	32-28
10/20	Ravens	S	1	0	1	0.0	0.0	0	0	0	0	0	0	0	0	0	0	0	0	0	0	0	0	0	0	L	16-30
10/27	at Falcons																									W	27-20
11/03	Buccaneers																									W	40-34+
2019 TOTALS	7-4		17	8	9	2.0	14.0	2	14	7	0	0	0	0	3	0	0	0	0	0	0	0	0	0	0	7-2	

+ - Overtime



11 | WIDE RECEIVER  
GARY JENNINGS

Height: 6-1      Weight: 216  
College:      West Virginia  
Season:      Rookie  
Born:      March 7, 1997  
Hometown:      Stafford, Va.

TRANSACTIONS:

05/27/19:    Drafted by Seattle (4th Round, 120th)

**HOW ACQUIRED:** Drafted with the first of three fourth-round draft picks (120th overall) in the 2019 NFL Draft. Second of three wide receivers taken by the club in the 2019 NFL Draft.

**COLLEGE:** Played in 50 career games and started 22. Recorded 168 catches for 2,294 yards, and 17 touchdowns with a long of 75 yards. Ranks No. 6 in WVU history in career receiving yards (2,294) and No. 7 in career receptions (168).

**Senior:** Started all 13 games at inside receiver. All-Big 12 Honorable Mention (WR). Fourth on WVU's single-season receiving TD list with 13. Led the team with 917 receiving yards. No. 2 in the Big 12 and No. 5 in the country with 13 receiving touchdowns. Caught seven passes for a career-high 225 yards and two touchdowns vs. Oklahoma, including a career long 75-yard TD.

**Junior:** Started all 13 games at inside receiver. All-Big 12 Conference Second Team. WVU Offensive Player of the Year. Had four 100-yard receiving performances in 2017. His 97 receptions ranked No. 5 in school

history. Ranked No. 6 in school history with 1,096 receiving yards, placing No. 18 nationally and No. 4 in the Big 12 in 2017.

**Sophomore:** Played in 13 games and started one. Added depth at wide receiver, was one the kickoff returners and the team's punt returner. Finished with 10 catches for 165 yards, two touchdowns and a long of 58 yards.

**Freshman:** Played in 13 games in 2015. Added depth at wide receiver and was a punt returner. Had seven catches for 116 yards, a touchdown with a long reception of 64.

**PERSONAL:** Played quarterback, wide receiver and safety and returned kicks at Colonial Forge High. Saw limited action as a senior due to injury. Named to the 2014 Virginia All-6A First-Team Defense. An all-state second team performer as an all-purpose offensive player. Also played basketball. Son of Gary and Youlande Jennings. One of four children. Majored in sport management. One of three student-athletes in the nation to serve a two-year term on the NCAA Football Oversight Committee. Big 12 Commissioner's Honor Roll.

GARY JENNINGS' NFL REGULAR SEASON RUSHING/RECEIVING STATISTICS

DATE	TEAM	GP	GS	RECEIVING					RUSHING				
				NO.	YDS	AVG	LG	TD	NO.	YDS.	AVG.	LG	TD
2019	Seahawks	0	0	0	0	0.0	0	0	0	0	0.0	0	0
NFL TOTALS		0	0	0	0	0.0	0	0	0	0	0.0	0	0

GARY JENNINGS' NFL REGULAR SEASON RETURN STATISTICS

KICKOFF RETURNS						PUNT RETURNS					
DATE TEAM	RET.	YDS.	AVG.	LG	TD	NO.	FC	YDS	AVG	LG	TD
2019 Seahawks	0	0	0.0	0	0	0	0	0	0.0	0	0
NFL TOTALS	0	0	0.0	0	0	0	0	0	0.0	0	0

GARY JENNINGS' 2019 GXG REGULAR SEASON STATISTICS (SEAHAWKS)

DATE	OPPONENT	P/S	RECEIVING					RUSHING					W/L	SCORE
			NO	YDS	AVG	LG	TD	NO	YDS	AVG	LG	TD		
09/08	Bengals						INACTIVE						W	21-20
09/15	at Steelers						INACTIVE						W	28-26
09/22	Saints						INACTIVE						L	27-33
09/29	at Cardinals						INACTIVE						W	27-10
10/03	Rams						INACTIVE						W	30-29
10/13	at Browns						INACTIVE						W	32-28
10/20	Ravens						INACTIVE						L	16-30
10/27	at Falcons						INACTIVE						W	27-20
11/03	Buccaneers						INACTIVE						W	40-34+
2019 TOTALS		0-0	0	0	0.0	0	0	0	0	0.0	0	0	7-2	

+ - Overtime



73 | TACKLE

JAMARCO JONES

Height: 6-4  
College:  
Seasons:  
Born:  
Hometown:

Weight: 293  
Ohio State  
NFL : 2nd. Seahawks 2nd  
June 4, 1996  
Chicago, Ill.

2019 SEASON:

10/03 vs. LAR: Replaced D.J. Fluker (hamstring) at right guard. Marked the tackle's first-career game playing on offense (previously on special teams) and the first time playing guard in a game at any level.

10/13 at CLE: Started first-career game at RG in place of Fluker (hamstring).

10/20 vs. BAL: Started second-straight game at RG for Fluker.

TRANSACTIONS:

04/28/18: Drafted by Seattle (5th Round, 168th overall)

09/01/18: Placed on IR (knee)

NFL CAREER HIGHLIGHTS:

- Spent 2018 on injured reserve (knee).

**COLLEGE:** Two-year starter who played in 50 games and started 27 consecutive games at left tackle as a junior and senior. An all-conference honoree twice without the benefit of a redshirt season, including first-team

all-Big Ten in 2017 by both the coaches and the media polls, Jones helped Ohio State win six championships during his career: a CFP national championship in 2014 when he played in 10 games, a 2014 Sugar Bowl title, a 2015 Fiesta Bowl title, a 2017 Cotton Bowl title and Big Ten Conference championships in 2014 and 2017. His play also helped the Buckeyes rank among the Top 20 rushing teams in the nation four consecutive years, including 11th in 2016, 11th in 2015, ninth in 2014 and 17th in 2017 at 243.2 yards per game.

**PERSONAL:** Jones was a consensus four-star prospect and a Top 100 player nationally who was rated as high as the 63rd-best player in the nation overall by Scout. He was among the 10 best offensive tackle prospects nationally, with No. 6 rankings by both Scout and ESPN. He missed the first half of his senior season with a shoulder injury, but still earned Illinois Coaches Association first-team Class 6A allstate honors and Champaign News-Gazette all-state accolades. Graduated early with a degree in family resource management in December of 2017. He is the son of Urica Jones.

JAMARCO JONES' NFL REGULAR SEASON STATISTICS

DATE	TEAM	GP	GS
2018	Seahawks	0	0
2019	Seahawks	8	2
NFL TOTALS		8	2


JAMARCO JONES' NFL POSTSEASON STATISTICS

DATE	TEAM	GP	GS
2018	Seahawks	0	0
NFL TOTALS		0	0

JAMARCO JONES' 2019 GXG REGULAR SEASON STATISTICS (SEAHAWKS)

DATE	OPPONENT	P/S	W/L	SCORE
09/08	Bengals	P	W	21-20
09/15	at Steelers		W	28-26
09/22	Saints	P	L	27-33
09/29	at Cardinals	P	W	27-10
10/03	Rams	P	W	30-29
10/13	at Browns	S	W	32-28
10/20	Ravens	S	L	16-30
10/27	at Falcons	P	W	27-20
11/03	Buccaneers	P	W	40-34+
2019 TOTALS		8-2	7-2	

+ - Overtime



56 | LINEBACKER  
MYCHAL KENDRICKS

Height: 5-11      Weight: 240  
College:          California  
Seasons:        NFL : 8th. Seahawks 2nd  
Born:            September 28, 1990  
Hometown:      Fresno, Calif.  
Pronunciation:   Michael

2019 SEASON:

09/29 at AZ: Tied a career high with 2.0 sacks.  
10/27 at ATL: Tied a season high with seven tackles and also had an interception, fourth of career and first since 2013.

TRANSACTIONS:

04/27/12:    Drafted by Philadelphia (2nd Round, 46th)  
06/04/18:    Signed with Cleveland as UFA  
08/29/18:    Released by Cleveland  
09/13/18:    Signed by Seattle as FA  
10/02/18:    Suspended by NFL  
12/03/18:    Activated to 53-man roster  
12/12/18:    Placed on IR (leg)

NFL CAREER HIGHLIGHTS:

- Played in four games with three starts in his first season with Seattle in 2018. Was suspended for Weeks 5-12 by the NFL and returned to Seattle's 53-man roster Week 13 versus Minnesota. Injured leg against the Vikings and ended the season on injured reserve.
- Recorded a team and game-high eight tackles in the NFC Championship vs. Minnesota (1/21/18), guiding the Eagles to their Super Bowl LII appearance.
- Started all three postseason games in 2017 season and helped lead team

to a Super Bowl LII Championship.

- Was one of three Eagles players since 1982 to collect four fumbles and three sacks in a single season, doing so in 2013.
- Was selected with the 46th pick in the 2012 NFL Draft, one pick ahead of teammate Bobby Wagner (47th).

**COLLEGE:** Appeared in 51 games at California, starting 29 contests over a four-year career. Amassed 258 tackles and 13.5 sacks. Had seven fumble recoveries, four interceptions for 130 yards and a touchdown, along with a blocked punt. Became the fourth-highest California linebacker to be selected in the NFL Draft, taken in the second round by the Philadelphia Eagles in 2012. Named the 2012 Pat Tillman Pac-12 Defensive Player of the Year, garnering multiple All-American honors for the 2011 season. Played in all 13 games, starting 11, of senior campaign in 2011, collecting a career-high 106 total tackles, along with two interceptions and three sacks. Earned second team All-Pac 10 acknowledgements as a junior in 2010, leading Cal with 8.5 sacks. Finished second on the team in 2009 with 71 tackles as a sophomore, returning an interception 68 yards for a touchdown against UCLA (10/17/09). Played in all 13 games in 2008, collecting 15 tackles, one sack and a blocked punt. Majored in social welfare.


**PERSONAL:** Native of Fresno, Calif., and attended Hoover High School. Given name is Marvin Mychal-Christopher Kendricks. Brother of Minnesota Vikings linebacker Eric Kendricks.

MYCHAL KENDRICKS' NFL REGULAR SEASON DEFENSIVE STATISTICS																									
DATE	TEAM	GP	GS	TK	S	A	TACKLES				QBH	INTERCEPTIONS				O. FUMB				ST					
							TFL	YDS	SK	YDS		NO	YDS	LG	TD	PD	FF	FR	YDS	TK	S	A	FF	FR	
2012	Eagles	15	14	75	58	17	6	0	1.0	5.0	1	0	0	0	8	0	0	0	0	0	0	0	0		
2013	Eagles	15	15	106	81	25	8	44	4.0	24.0	8	3	25	18	4	2	4	6	0	0	0	0	0		
2014	Eagles	12	11	82	61	21	10	45	4.0	27.0	9	0	0	0	3	3	0	0	0	0	0	0	0		
2015	Eagles	13	13	82	61	21	9	35	3.0	21.0	7	0	0	0	0	3	1	0	0	4	3	1	0	0	
2016	Eagles	15	8	28	21	7	3	12	0.0	0.0	3	0	0	0	0	1	0	1	15	4	2	2	0	0	
2017	Eagles	15	13	73	51	22	4	9	2.0	5.0	5	0	0	0	0	6	0	0	0	4	4	0	0	0	
2018	Browns	0	0	0	0	0	0	0	0.0	0.0	0	0	0	0	0	0	0	0	0	0	0	0	0	0	
Went from Browns to Seahawks.																									
2018	Seahawks	4	3	19	15	4	4	19	2.0	14.0	3	0	0	0	0	1	0	0	0	0	0	0	0	0	0
2018	TOTAL	4	3	19	15	4	4	19	2.0	14.0	3	0	0	0	0	1	0	0	0	0	0	0	0	0	0
2019	Seahawks	9	9	45	29	16	6	21	3.0	24.0	2	1	1	1	0	4	1	0	0	0	0	0	0	0	0
NFL TOTALS		98	86	510	377	133	50	185	19.0	120.0	38	4	26	18	0	30	7	5	21	12	9	3	0	0	0

MYCHAL KENDRICKS' NFL POSTSEASON DEFENSIVE STATISTICS																									
DATE	TEAM	GP	GS	TK	TACKLES					QBH	INTERCEPTIONS					O. FUMB			ST						
					S	A	TFL	YDS	SK		YDS	NO	YDS	LG	TD	PD	FF	FR	YDS	TK	S	A	FF	FR	
2013	Eagles	1	1	7	5	2	0	0	0.0	0.0	0	0	0	0	0	0	0	0	0	0	0	0	0		
2017	Eagles	3	3	16	12	4	0	0	0.0	0.0	0	0	0	0	0	1	0	0	0	0	0	0	0		
2018	Seahawks	0	0	0	0	0	0	0	0.0	0.0	0	0	0	0	0	0	0	0	0	0	0	0	0		
NFL TOTALS		4	4	23	17	6	0	0	0.0	0.0	0	0	0	0	0	1	0	0	0	0	0	0	0		

MYCHAL KENDRICKS' SINGLE-GAME HIGHS: DEFENSIVE			
<b>Total Tackles</b>	15 at Carolina Panthers, Oct 12, 2017	<b>Tackles For Loss</b>	3 at Minnesota Vikings, Dec 15, 2013
<b>Sacks</b>	2.0 at Arizona Cardinals, Sep 29, 2019 ...1 more at 2.0.	<b>Interceptions</b>	1 at Atlanta Falcons, Oct 27, 2019 ...3 more at 1.
<b>Passes Defensed</b>	2 vs. Denver Broncos, Nov 05, 2017 ...4 more at 2.	<b>Interception Return Yards</b>	18 at New York Giants, Oct 06, 2013
<b>Forced Fumbles</b>	1 vs. Tampa Bay Buccaneers, Nov 03, 2019 ...6 more at 1.	<b>Special Teams Tackles</b>	2 at Carolina Panthers, Oct 12, 2017 ...1 more at 2.
<b>Fumble Recoveries</b>	1 at Cincinnati Bengals, Dec 04, 2016 ...4 more at 1.		

MYCHAL KENDRICKS' 2019 GXG REGULAR SEASON STATISTICS (SEAHAWKS)																										
DATE OPPONENT		TACKLES								INTERCEPTIONS					O. FUMB			ST					MISC		W/L SCORE	
		TK	S	A	SK	YDS	TFL	YDS	QBH	NO	YDS	LG	TD	PD	FF	FR	YDS	TK	S	A	FF	FR	S	A		
09/08	Bengals	S	7	5	2	0.0	0.0	1	0	0	0	0	0	0	0	0	0	0	0	0	0	0	0	0	W	21-20
09/15	at Steelers	S	3	2	1	0.0	0.0	1	4	0	0	0	0	0	0	0	0	0	0	0	0	0	0	0	W	28-26
09/22	Saints	S	3	0	3	0.0	0.0	0	0	0	0	0	0	0	0	0	0	0	0	0	0	0	0	0	L	27-33
09/29	at Cardinals	S	6	5	1	2.0	15.0	2	15	2	0	0	0	0	0	0	0	0	0	0	0	0	0	0	W	27-10
10/03	Rams	S	7	5	2	0.0	0.0	0	0	0	0	0	0	0	0	0	0	0	0	0	0	0	0	0	W	30-29
10/13	at Browns	S	3	1	2	0.0	0.0	0	0	0	0	0	0	1	0	0	0	0	0	0	0	0	0	0	W	32-28
10/20	Ravens	S	5	3	2	0.0	0.0	0	0	0	0	0	0	0	0	0	0	0	0	0	0	0	0	0	L	16-30
10/27	at Falcons	S	7	5	2	0.0	0.0	1	1	0	1	1	1	0	1	0	0	0	0	0	0	0	0	0	W	27-20
11/03	Buccaneers	S	4	3	1	1.0	9.0	1	1	0	0	0	0	0	1	1	0	0	0	0	0	0	0	0	W	40-34+
2019 TOTALS		9-9	45	29	16	3.0	24.0	6	21	2	1	1	1	0	4	1	0	0	0	0	0	0	0	0	7-2	
+ - Overtime																										



# 36 | CORNERBACK AKEEM KING

Height: 6-1  
College: San Jose State  
Seasons: NFL : 5th. Seahawks 3rd  
Born: August 29, 1992  
Hometown: Visalia, Calif.

### 2019 SEASON:

10/27 at ATL: Started at RCB in place of Tre Flowers (neck) and tied a career high with six tackles.

### TRANSACTIONS:

05/02/15: Drafted by Atlanta (7th round, 249th)  
09/05/15: Released by Atlanta  
09/08/15: Signed to Atlanta PS  
11/06/15: Signed to Atlanta 53-man roster  
09/01/17: Released by Atlanta  
09/13/17: Signed to Seattle PS  
11/14/17: Released by Seattle  
03/16/18: Signed by Seattle

### NFL CAREER HIGHLIGHTS:

- Played all 16 games for the first time in his career in 2018.
- Played in five games his rookie year of 2015 with Atlanta and spent the 2016 season on injured reserve.
- Spent 2017 on Seahawks practice squad.

**COLLEGE:** Played in 33 games, including 12 starts during his senior year. He was one of three defensive players for San Jose State to start in every game in 2014. He recorded 71 tackles, 1.5 tackles for loss and two passes defended in 2014, his best statistical year as a Spartan.

**PERSONAL:** Attended Nipomo High in Nipomo, Calif. and averaged 20 yards per catch and scored four times. He also recorded 30 tackles and two interceptions during his senior year. He also participated in track & field, and was a sprinter and jumper. He set a school record, clocking a 10.74 in the 100-meter dash. Graduated from San Jose State with a degree in business marketing in May 2014, and is pursuing his MBA.

### AKEEM KING'S NFL REGULAR SEASON DEFENSIVE STATISTICS

				TACKLES							INTERCEPTIONS					O. FUMB			ST						
DATE	TEAM	GP	GS	TK	S	A	TFL	YDS	SK	YDS	QBH	NO	YDS	LG	TD	PD	FF	FR	YDS	TK	S	A	FF	FR	
2015	Falcons	5	0	0	0	0	0	0	0.0	0.0	0	0	0	0	0	0	1	0	0	0	1	1	0	0	0
2017	Falcons	0	0	0	0	0	0	0	0.0	0.0	0	0	0	0	0	0	0	0	0	0	0	0	0	0	0
2018	Seahawks	16	1	13	11	2	0	0	0.0	0.0	1	0	0	0	0	0	0	0	0	8	5	3	0	0	0
2019	Seahawks	7	1	6	5	1	0	0	0.0	0.0	0	0	0	0	0	0	0	0	0	0	0	0	0	0	0
NFL TOTALS		28	2	19	16	3	0	0	0.0	0.0	1	0	0	0	0	1	0	0	0	9	6	3	0	0	0

### AKEEM KING'S NFL POSTSEASON DEFENSIVE STATISTICS

TACKLES												INTERCEPTIONS					O. FUMB			ST				
DATE	TEAM	GP	GS	TK	S	A	TFL	YDS	SK	YDS	QBH	NO	YDS	LG	TD	PD	FF	FR	YDS	TK	S	A	FF	FR
2018	Seahawks	1	0	1	1	0	0	0	0.0	0.0	0	0	0	0	0	0	0	0	0	0	0	0	0	0
NFL TOTALS		1	0	1	1	0	0	0	0.0	0.0	0	0	0	0	0	0	0	0	0	0	0	0	0	0

### AKEEM KING'S SINGLE-GAME HIGHS: DEFENSIVE

**Total Tackles** 6 at Atlanta Falcons, Oct 27, 2019  
...1 more at 6.  
**Special Teams Tackles** 3 at Detroit Lions, Oct 28, 2018  
**Passes Defensed** 1 vs. New Orleans Saints, Jan 03, 2016

### AKEEM KING'S 2019 GXG REGULAR SEASON STATISTICS (SEAHAWKS)

DATE	OPPONENT	TK	S	A	SK	YDS	TFL	YDS	QBH	INTERCEPTIONS					O. FUMB			ST					MISC	AW/L	SCORE
										NO	YDS	LG	TD	PD	FF	FR	YDS	TK	S	A	FF	FR			
09/08	Bengals	P	0	0	0	0.0	0.0	0	0	0	0	0	0	0	0	0	0	0	0	0	0	0	0	W	21-20
09/15	at Steelers	P	0	0	0	0.0	0.0	0	0	0	0	0	0	0	0	0	0	0	0	0	0	0	0	W	28-26
09/22	Saints	P	0	0	0	0.0	0.0	0	0	0	0	0	0	0	0	0	0	0	0	0	0	0	0	L	27-33
09/29	at Cardinals	P	0	0	0	0.0	0.0	0	0	0	0	0	0	0	0	0	0	0	0	0	0	0	0	W	27-10
10/03	Rams									INACTIVE														W	30-29
10/13	at Browns									INACTIVE														W	32-28
10/20	Ravens	P	0	0	0	0.0	0.0	0	0	0	0	0	0	0	0	0	0	0	0	0	0	0	0	L	16-30
10/27	at Falcons	S	6	5	1	0.0	0.0	0	0	0	0	0	0	0	0	0	0	0	0	0	0	0	0	W	27-20
11/03	Buccaneers	P	0	0	0	0.0	0.0	0	0	0	0	0	0	0	0	0	0	0	0	0	0	0	0	W	40-34+
2019 TOTALS		7-1	6	5	1	0.0	0.0	0	0	0	0	0	0	0	0	0	0	0	0	0	0	0	0	7-2	

+ - Overtime



# 16 | WIDE RECEIVER TYLER LOCKETT

Height: 5-10      Weight: 182  
College:          Kansas State  
Seasons:        NFL : 5th. Seahawks 5th  
Born:            September 28, 1992  
Hometown:      Tulsa, Okla.



09/15 at PIT: Set a career high with 10 receptions, and became the first Seahawks player since Doug Baldwin (at Ten 9/24/17) to total 10 or more receptions in a single game.

09/22 vs. NO: Set career highs in receptions (11) and yards (154) to go along with a TD. Became the first player since Mike Williams in 2010 to have back-to-back games with 10 or more receptions. With the TD reception, tied Sam McCullum for seventh place for most career Seahawks TD receptions with 21.

10/27 at ATL: Notched sixth-career 100-yard game totaling 100 yards on six catches.

11/3 vs. TB: Set a single-game career high with 13 receptions for 152 yards and 2 TDs.

### TRANSACTIONS:

05/01/15: Drafted by Seattle (3rd round, 69th)  
12/27/16: Placed on IR (leg)  
08/29/18: Signed multi-year extension with Seattle

### NFL CAREER HIGHLIGHTS:

• Set career-highs in receptions (57), yards (965) and touchdowns (10) in 2018. His 10 scores ranked sixth in the NFL and when Russell Wilson targeted him, the two recorded a perfect 158.3 passer rating (57 for 70, 81.4%). The Saints Drew Brees and Robert Meacham were the last to accomplish that feat in 2009 (min. 50 att.).

- Recorded the second-longest rush by a wide receiver in franchise history (seventh-longest overall), on a 75-yard touchdown run vs. Carolina (12/4/16).
- Became the second player in NFL history (Hall of Famer Gale Sayers) with at least five receiving touchdowns, a kickoff return TD and a punt return TD in a single-season (2015).
- His 51 receptions were the fifth-most single-season receptions by a rookie in franchise history.
- His 1,915 combined yards gained were the fourth-most combined yards gained in a single-season (2015) in franchise history and the franchise rookie-record, and his 139 punt return yards are the most punt return yards in a single-game in franchise history (at Arizona, 1/3/16).

**HONORS:** 2017: Pro Bowl (Return Specialist), NFC Special Teams Player of the Week vs. San Francisco (Week 11). 2015: Pro Bowl (Return Specialist), NFC Special Teams Player of the Week at Arizona (Week 17).

**COLLEGE:** One of the top wide receivers and all-purpose players in school history who was Kansas State's first four-year All-American. One of just three players in school history to earn all-conference honors all four years. Set 17 school records, including career marks for receptions (249), receiving yards (3,710), receiving touchdowns (29), 100-yard receiving games (17), kickoff-return attempts (77) and kickoff-return yards (2,196). Topped his father, Kevin, for the school's career receptions, yards and touchdowns records.

**PERSONAL:** Prepped at Booker T. Washington High. Caught 42 passes for 765 yards and 13 touchdowns his senior season. Also had 54 tackles and six interceptions on defense. Led the Hornets to a 13-1 record and a win in the 5A state title game. Son of Kevin Lockett and Nicole Edwards. Father played seven seasons in the NFL with Kansas City, Washington and N.Y. Jets. Majored in business management.

### TYLER LOCKETT'S NFL REGULAR SEASON RUSHING/RECEIVING STATISTICS

DATE TEAM	GP GS	RECEIVING					RUSHING				
		NO.	YDS	AVG	LG	TD	NO.	YDS.	AVG.	LG	TD
2015 Seahawks	16 8	51	664	13.0	49t	6	5	20	4.0	8	0
2016 Seahawks	15 9	41	597	14.6	57t	1	6	114	19.0	75t	1
2017 Seahawks	16 8	45	555	12.3	74t	2	10	58	5.8	22	0
2018 Seahawks	16 14	57	965	16.9	52t	10	13	69	5.3	18	0
2019 Seahawks	9 9	59	767	13.0	44t	6	3	-8	-2.7	3	0
NFL TOTALS	72 48	253	3,548	14.0	74t	25	37	253	6.8	75t	1

### TYLER LOCKETT'S NFL POSTSEASON RUSHING/RECEIVING STATISTICS

DATE TEAM	GP GS	RECEIVING					RUSHING				
		NO.	YDS	AVG	LG	TD	NO.	YDS.	AVG.	LG	TD
2015 Seahawks	2 0	4	110	27.5	35	1	0	0	0.0	0	0
2016 Seahawks	0 0	0	0	0.0	0	0	0	0	0.0	0	0
2018 Seahawks	1 1	4	120	30.0	53	0	0	0	0.0	0	0
NFL TOTALS	3 1	8	230	28.8	53	1	0	0	0.0	0	0



TYLER LOCKETT'S NFL REGULAR SEASON RETURN STATISTICS											
KICKOFF RETURNS						PUNT RETURNS					
DATE TEAM	RET.	YDS.	AVG.	LG	TD	NO.	FC	YDS	AVG	LG	TD
2015 Seahawks	33	852	25.8	105t	1	40	21	379	9.5	66	1
2016 Seahawks	23	606	26.3	46	0	29	22	243	8.4	62	0
2017 Seahawks	37	949	25.6	99t	1	36	21	237	6.6	27	0
2018 Seahawks	19	493	25.9	84	0	25	20	143	5.7	19	0
2019 Seahawks	9	201	22.3	33	0	12	9	46	3.8	10	0
NFL TOTALS	121	3,101	25.6	105t	2	142	93	1,048	7.4	66	1

TYLER LOCKETT'S NFL POSTSEASON RETURN STATISTICS											
KICKOFF RETURNS						PUNT RETURNS					
DATE TEAM	RET.	YDS.	AVG.	LG	TD	NO.	FC	YDS	AVG	LG	TD
2015 Seahawks	4	104	26.0	50	0	4	4	18	4.5	8	0
2016 Seahawks	0	0	0.0	0	0	0	0	0	0.0	0	0
2018 Seahawks	1	52	52.0	52	0	3	0	22	7.3	12	0
NFL TOTALS	5	156	31.2	52	0	7	4	40	5.7	12	0

TYLER LOCKETT'S SINGLE-GAME HIGHS: RUSHING/RECEIVING											
<b>Rush Attempts</b>	3 at New York Giants, Oct 22, 2017					<b>Longest Kickoff Return</b>	105t vs. Chicago Bears, Sep 27, 2015				
<b>Rushing Yards</b>	75 vs. Carolina Panthers, Dec 04, 2016					<b>Kickoff Return TDs</b>	1 vs. Arizona Cardinals, Dec 31, 2017				
<b>Longest Runs</b>	75t vs. Carolina Panthers, Dec 04, 2016						...1 more at 1.				
<b>Rushing TDs</b>	1 vs. Carolina Panthers, Dec 04, 2016					<b>Fair Catches</b>	5 at San Francisco 49ers, Nov 26, 2017				
<b>Receptions</b>	13 vs. Tampa Bay Buccaneers, Nov 03, 2019					<b>Punt Return Yards</b>	139 at Arizona Cardinals, Jan 03, 2016				
<b>Receiving Yards</b>	154 vs. New Orleans Saints, Sep 22, 2019					<b>Longest Punt Return</b>	66 at Arizona Cardinals, Jan 03, 2016				
<b>Longest Receptions</b>	74t at Jacksonville Jaguars, Dec 10, 2017					<b>Punt Returns</b>	5 vs. Washington Redskins, Nov 05, 2017				
<b>Receiving TDs</b>	2 vs. Tampa Bay Buccaneers, Nov 03, 2019						...2 more at 5.				
	...2 more at 2.					<b>Punt Return TDs</b>	1 at St. Louis Rams, Sep 13, 2015				
<b>All-purpose yards</b>	234 vs. Atlanta Falcons, Nov 20, 2017					<b>Special Teams Tackles</b>	1 vs. Detroit Lions, Oct 05, 2015				
<b>Kickoff Returns</b>	6 vs. Los Angeles Rams, Dec 17, 2017					<b>Miscellaneous Tackles</b>	1 vs. Los Angeles Rams, Dec 17, 2017				
<b>Kickoff Return Yards</b>	197 vs. Atlanta Falcons, Nov 20, 2017						...2 more at 1.				
						<b>Most TDs</b>	2 vs. Tampa Bay Buccaneers, Nov 03, 2019				
							...2 more at 2.				

TYLER LOCKETT'S 100-YARD RECEIVING GAMES (7): REGULAR SEASON						
DATE	TEAM	NO.	YDS.	AVG.	LG	TD
09/22/19	SAINTS	11	154	14.0	40	1
11/03/19	BUCCANEERS	13	152	11.7	30	2
12/15/16	RAMS	7	130	18.6	57t	1
10/29/17	TEXANS	6	121	20.2	54	0
11/25/18	at Panthers	5	107	21.4	43	1
12/13/15	at Ravens	6	104	17.3	49t	2
10/27/19	at Falcons	6	100	16.7	20	0

TYLER LOCKETT'S 100-YARD RECEIVING GAMES (1): POSTSEASON						
DATE	TEAM	NO.	YDS.	AVG.	LG	TD
01/05/19	at Cowboys	4	120	30.0	53	0

TYLER LOCKETT'S 2019 GXG REGULAR SEASON STATISTICS (SEAHAWKS)												
RECEIVING						RUSHING						
DATE	OPPONENT	P/S	NO	YDS	AVG	LG	TD	NO	YDS	AVG	LG	TD
09/08	Bengals	S	1	44	44.0	44t	1	0	0	0.0	0	0
09/15	at Steelers	S	10	79	7.9	22	0	0	0	0.0	0	0
09/22	Saints	S	11	154	14.0	40	1	0	0	0.0	0	0
09/29	at Cardinals	S	4	51	12.8	28	0	0	0	0.0	0	0
10/03	Rams	S	4	51	12.8	17	1	1	-8	-8.0	-8	0
10/13	at Browns	S	5	75	15.0	22	0	1	3	3.0	3	0
10/20	Ravens	S	5	61	12.2	33	1	1	-3	-3.0	-3	0
10/27	at Falcons	S	6	100	16.7	20	0	0	0	0.0	0	0
11/03	Buccaneers	S	13	152	11.7	30	2	0	0	0.0	0	0
2019 TOTALS	9-9		59	767	13.0	44t	6	3	-8	-2.7	3	0

+ - Overtime



TYLER LOCKETT'S 2018 GXG REGULAR SEASON STATISTICS (SEAHAWKS)													
		RECEIVING					RUSHING						
DATE	OPPONENT	P/S	NO	YDS	AVG	LG	TD	NO	YDS	AVG	LG	TD	W/L SCORE
09/09	at Broncos	S	3	59	19.7	51t	1	0	0	0.0	0	0	L 24-27
09/17	at Bears	S	5	60	12.0	20	1	0	0	0.0	0	0	L 17-24
09/23	Cowboys	S	4	77	19.3	52t	1	1	5	5.0	5	0	W 24-13
09/30	at Cardinals	S	5	53	10.6	13	0	0	0	0.0	0	0	W 20-17
10/07	Rams	S	3	98	32.7	44	1	1	6	6.0	6	0	L 31-33
10/14	at Raiders	S	3	13	4.3	10t	1	1	7	7.0	7	0	W 27-3
10/28	at Lions	S	2	34	17.0	24t	1	2	13	6.5	10	0	W 28-14
11/04	Chargers	P	3	22	7.3	9	0	0	0	0.0	0	0	L 17-25
11/11	at Rams	S	5	67	13.4	29	1	1	18	18.0	18	0	L 31-36
11/15	Packers	S	5	71	14.2	34	0	1	1	1.0	1	0	W 27-24
11/25	at Panthers	S	5	107	21.4	43	1	1	-2	-2.0	-2	0	W 30-27
12/02	49ers	S	1	52	52.0	52t	1	1	10	10.0	10	0	W 43-16
12/10	Vikings	S	5	42	8.4	14	0	2	-3	-1.5	1	0	W 21-7
12/16	at 49ers	S	2	45	22.5	28	0	1	11	11.0	7	0	L 23-26+
12/23	Chiefs	S	4	99	24.8	45	0	0	0	0.0	0	0	W 38-31
12/30	Cardinals	P	2	66	33.0	37	1	1	3	3.0	3	0	W 27-24
2018 TOTALS		16-14	57	965	16.9	52t	10	13	69	5.3	18	0	10-6
+ - Overtime													

TYLER LOCKETT'S 2017 GXG REGULAR SEASON STATISTICS (SEAHAWKS)													
		RECEIVING					RUSHING						
DATE	OPPONENT	P/S	NO	YDS	AVG	LG	TD	NO	YDS	AVG	LG	TD	W/L SCORE
09/10	at Packers	P	1	8	8.0	8	0	0	0	0.0	0	0	L 9-17
09/17	49ers	S	6	64	10.7	22	0	0	0	0.0	0	0	W 12-9
09/24	at Titans	S	2	30	15.0	16	0	0	0	0.0	0	0	L 27-33
10/01	Colts	S	4	67	16.8	41	0	2	24	12.0	22	0	W 46-18
10/08	at Rams	S	3	26	8.7	12	0	1	7	7.0	7	0	W 16-10
10/22	at Giants	P	4	29	7.3	14	0	3	15	5.0	6	0	W 24-7
10/29	Texans	P	6	121	20.2	54	0	1	-2	-2.0	-2	0	W 41-38
11/05	Redskins	P	2	10	5.0	6	0	0	0	0.0	0	0	L 14-17
11/09	at Cardinals	S	1	16	16.0	16	0	0	0	0.0	0	0	W 22-16
11/20	Falcons	S	4	37	9.3	14	0	0	0	0.0	0	0	L 31-34
11/26	at 49ers	P	0	0	0.0	0	0	1	2	2.0	2	0	W 24-13
12/03	Eagles	S	2	17	8.5	16	1	0	0	0.0	0	0	W 24-10
12/10	at Jaguars	P	4	90	22.5	74t	1	1	10	10.0	10	0	L 24-30
12/17	Rams	P	2	8	4.0	4	0	0	0	0.0	0	0	L 7-42
12/24	at Cowboys	S	1	7	7.0	7	0	1	2	2.0	2	0	W 21-12
12/31	Cardinals	P	3	25	8.3	18	0	0	0	0.0	0	0	L 24-26
2017 TOTALS		16-8	45	555	12.3	74t	2	10	58	5.8	22	0	9-7

TYLER LOCKETT'S 2016 GXG REGULAR SEASON STATISTICS (SEAHAWKS)													
		RECEIVING					RUSHING						
DATE	OPPONENT	P/S	NO	YDS	AVG	LG	TD	NO	YDS	AVG	LG	TD	W/L SCORE
09/11	Dolphins	S	3	17	5.7	6	0	0	0	0.0	0	0	W 12-10
09/18	at Rams	S	4	99	24.8	53	0	0	0	0.0	0	0	L 3-9
09/25	49ers	P	0	0	0.0	0	0	0	0	0.0	0	0	W 37-18
10/02	at Jets	P	1	13	13.0	13	0	0	0	0.0	0	0	W 27-17
10/16	Falcons	S	3	23	7.7	10	0	1	2	2.0	2	0	W 26-24
10/23	at Cardinals	S	2	13	6.5	8	0	0	0	0.0	0	0	L 6-6+
10/30	at Saints	S	4	32	8.0	10	0	0	0	0.0	0	0	L 20-25
11/07	Bills	S	1	17	17.0	17	0	1	13	13.0	13	0	W 31-25
11/13	at Patriots	P	3	72	24.0	36	0	0	0	0.0	0	0	W 31-24
11/20	Eagles	P	2	39	19.5	30	0	0	0	0.0	0	0	W 26-15
11/27	at Buccaneers	P	0	0	0.0	0	0	1	9	9.0	9	0	L 5-14
12/04	Panthers	P	5	63	12.6	40	0	1	75	75.0	75t	1	W 40-7
12/11	at Packers	S	4	41	10.3	15	0	2	15	7.5	13	0	L 10-38
12/15	Rams	S	7	130	18.6	57t	1	0	0	0.0	0	0	W 24-3
12/24	Cardinals	S	2	38	19.0	28	0	0	0	0.0	0	0	L 31-34
2016 TOTALS		15-9	41	597	14.6	57t	1	6	114	19.0	75t	1	9-6
+ - Overtime													

TYLER LOCKETT'S 2015 GXG REGULAR SEASON STATISTICS (SEAHAWKS)													
		RECEIVING					RUSHING						
DATE	OPPONENT	P/S	NO	YDS	AVG	LG	TD	NO	YDS	AVG	LG	TD	W/L SCORE
09/13 at Rams	P		4	34	8.5	12	0	0	0	0.0	0	0	L 31-34+
09/20 at Packers	S		2	17	8.5	17	0	0	0	0.0	0	0	L 17-27
09/27 Bears	S		0	0	0.0	0	0	0	0	0.0	0	0	W 26-0
10/05 Lions	S		4	58	14.5	23	0	1	1	1.0	1	0	W 13-10
10/11 at Bengals	P		2	29	14.5	22	0	0	0	0.0	0	0	L 24-27+
10/18 Panthers	P		0	0	0.0	0	0	0	0	0.0	0	0	L 23-27
10/22 at 49ers	P		5	79	15.8	43t	1	0	0	0.0	0	0	W 20-3
11/01 at Cowboys	P		3	36	12.0	16	0	0	0	0.0	0	0	W 13-12
11/15 Cardinals	S		1	7	7.0	7	0	0	0	0.0	0	0	L 32-39
11/22 49ers	P		4	48	12.0	24t	2	1	5	5.0	5	0	W 29-13
11/29 Steelers	S		3	38	12.7	16	0	0	0	0.0	0	0	W 39-30
12/06 at Vikings	P		7	90	12.9	29	0	1	7	7.0	7	0	W 38-7
12/13 at Ravens	S		6	104	17.3	49t	2	0	0	0.0	0	0	W 35-6
12/20 Browns	P		5	55	11.0	27t	1	0	0	0.0	0	0	W 30-13
12/27 Rams	S		3	33	11.0	16	0	0	0	0.0	0	0	L 17-23
01/03 at Cardinals	P		2	36	18.0	36	0	2	7	3.5	8	0	W 36-6
2015 TOTALS		16-8	51	664	13.0	49t	6	5	20	4.0	8	0	10-6

+ - Overtime

TYLER LOCKETT'S 2018 GXG POSTSEASON STATISTICS (SEAHAWKS)													
		RECEIVING					RUSHING						
DATE	OPPONENT	P/S	NO	YDS	AVG	LG	TD	NO	YDS	AVG	LG	TD	W/L SCORE
01/05 at Cowboys	S		4	120	30.0	53	0	0	0	0.0	0	0	L 22-24
2018 TOTALS		1-1	4	120	30.0	53	0	0	0	0.0	0	0	0-1

TYLER LOCKETT'S 2016 GXG POSTSEASON STATISTICS (SEAHAWKS)													
		RECEIVING					RUSHING						
DATE	OPPONENT	P/S	NO	YDS	AVG	LG	TD	NO	YDS	AVG	LG	TD	W/L SCORE
01/07 Lions													W 26-6
01/14 at Falcons													L 20-36
2016 TOTALS		0-0	0	0	0.0	0	0	0	0	0.0	0	0	1-1

TYLER LOCKETT'S 2015 GXG POSTSEASON STATISTICS (SEAHAWKS)													
		RECEIVING					RUSHING						
DATE	OPPONENT	P/S	NO	YDS	AVG	LG	TD	NO	YDS	AVG	LG	TD	W/L SCORE
01/10 at Vikings	P		1	35	35.0	35	0	0	0	0.0	0	0	W 10-9
01/17 at Panthers	P		3	75	25.0	33t	1	0	0	0.0	0	0	L 24-31
2015 TOTALS		2-0	4	110	27.5	35	1	0	0	0.0	0	0	1-1



30 | STRONG SAFETY  
BRADLEY McDOUGALD

Height: 6-1      Weight: 215  
College: Kansas  
Seasons: NFL : 7th. Seahawks 3rd  
Born: November 15, 1990  
Hometown: Columbus, Ohio  
Pronunciation: mick-D00-gull

2019 SEASON:

09/15 at PIT: Hauled in his ninth-career interception.

10/20 vs. BAL: Inactive (back).

10/27 at ATL: Active and played limited snaps, but did not start after returning from a back injury.

TRANSACTIONS:

05/01/13: Signed with Kansas City as undrafted FA

09/01/13: Released by Kansas City

09/03/13: Signed by Kansas City

09/16/13: Released by Kansas City

09/18/13: Signed to Kansas City PS

10/12/13: Signed to Kansas City 53-man roster

11/05/13: Released by Kansas City

11/06/13: Claimed of waivers by Tampa Bay

03/22/17: Signed by Seattle as UFA

03/12/18: Signed multi-year extension with Seattle

NFL CAREER HIGHLIGHTS:

- In 2018, started all 16 games for the second time in his career and posted a career-high three interceptions.

- Played in all 16 games in his first year in Seattle in 2017 and ended up starting the last nine games of the season; two in place of Earl Thomas (hamstring) and seven in place of Kam Chancellor (neck).

- Prior to Seattle, played in 51 career games, with 36 starts, totaling 224 tackles, five interceptions, 21 passes defended and one fumble recovery with Kansas City and Tampa Bay.

- Started all 16 contests and ranked second on Tampa Bay with a career-high 91 tackles, while adding two interceptions, 10 passes defended and one fumble recovery in 2016.

- One of two NFL safeties to record 90+ tackles and 10+ passes defended (NYG's Landon Collins) in 2016.

**COLLEGE:** Played in 47 games with 33 starts at Kansas (2009-12), playing on both offense and defense. Finished his career with 194 tackles, 16 tackles for loss, six interceptions, three forced fumbles and 2.0 sacks. Also added 52 catches for 558 yards with one touchdown and six rushes for 31 yards.

**PERSONAL:** Attended Scioto High, earning second-team all-district honors. Played running back and defensive back. Also earned all-district honors playing basketball.

BRADLEY McDOUGALD'S NFL REGULAR SEASON DEFENSIVE STATISTICS

TACKLES											INTERCEPTIONS						O. FUMB			ST				
DATE	TEAM	GP	GS	TK	S	A	TFL	YDS	SK	YDS	QBH	NO	YDS	LG	TD	PD	FF	FR	YDS	TK	S	A	FF	FR
2013	Chiefs	2	0	0	0	0	0	0	0.0	0.0	0	0	0	0	0	0	0	0	0	0	0	0	0	0
Went from Chiefs to Buccaneers.																								
2013	Buccaneers	3	0	0	0	0	0	0	0.0	0.0	0	0	0	0	0	0	0	0	0	0	0	0	0	0
2013	TOTAL	5	0	0	0	0	0	0	0.0	0.0	0	0	0	0	0	0	0	0	0	0	0	0	0	0
2014	Buccaneers	15	5	46	37	9	0	0	0.0	0.0	0	1	0	0	0	7	0	0	0	4	3	1	0	0
2015	Buccaneers	16	15	87	67	20	2	3	0.0	0.0	1	2	1	1	0	4	0	0	0	0	0	0	0	0
2016	Buccaneers	16	16	91	79	12	3	6	0.0	0.0	0	2	32	32	0	10	0	1	6	0	0	0	0	0
2017	Seahawks	16	9	67	45	22	3	8	0.0	0.0	0	0	0	0	0	4	0	0	0	8	6	2	0	0
2018	Seahawks	16	16	78	66	12	4	6	0.0	0.0	0	3	39	39	0	9	3	1	0	0	0	0	0	0
2019	Seahawks	8	7	31	23	8	0	0	0.0	0.0	0	1	0	0	0	2	1	0	0	0	0	0	0	0
NFL TOTALS		92	68	400	317	83	12	23	0.0	0.0	1	9	72	39	0	36	4	2	6	12	9	3	0	0

BRADLEY McDOUGALD'S NFL POSTSEASON DEFENSIVE STATISTICS

DATE	TEAM	GP	GS	TACKLES								INTERCEPTIONS					O. FUMB			ST			
				TK	S	A	TFL	YDS	SK	YDS	QBH	NO	YDS	LG	TD	PD	FF	FR	YDS	TK	S	A	FF
2018	Seahawks	1	1	10	9	1	0	0	0.0	0.0	0	0	0	0	0	0	0	0	0	0	0	0	
NFL TOTALS		1	1	10	9	1	0	0	0.0	0.0	0	0	0	0	0	0	0	0	0	0	0	0	

BRADLEY McDOUGALD'S SINGLE-GAME HIGHS: DEFENSIVE

<b>Total Tackles</b>	15 at Carolina Panthers, Dec 14, 2014	<b>Tackles For Loss</b>	1 vs. Kansas City Chiefs, Dec 23, 2018
<b>Passes Defended</b>	3 vs. New Orleans Saints, Dec 28, 2014		...11 more at 1.
<b>Forced Fumbles</b>	1 vs. Cincinnati Bengals, Sep 08, 2019	<b>Interceptions</b>	2 at Denver Broncos, Sep 09, 2018
	...3 more at 1.	<b>Interception Return Yards</b>	39 at Denver Broncos, Sep 09, 2018
<b>Fumble Recoveries</b>	1 at Arizona Cardinals, Sep 30, 2018	<b>Special Teams Tackles</b>	3 vs. San Francisco 49ers, Sep 17, 2017
	...1 more at 1.		

BRADLEY MCDUGALD'S 2019 GXG REGULAR SEASON STATISTICS (SEAHAWKS)																											
DATE OPPONENT		TACKLES								INTERCEPTIONS					O. FUMB			ST					MISC		W/L	SCORE	
		TK	S	A	SK	YDS	TFL	YDS	QBH	NO	YDS	LG	TD	PD	FF	FR	YDS	TK	S	A	FF	FR	S	A			
09/08	Bengals	S	4	4	0	0.0	0.0	0	0	0	0	0	0	0	1	0	0	0	0	0	0	0	0	0	0	W	21-20
09/15	at Steelers	S	3	2	1	0.0	0.0	0	0	0	1	0	0	0	1	0	0	0	0	0	0	0	0	0	0	W	28-26
09/22	Saints	S	5	4	1	0.0	0.0	0	0	0	0	0	0	0	0	0	0	0	0	0	0	0	0	0	0	L	27-33
09/29	at Cardinals	S	6	3	3	0.0	0.0	0	0	0	0	0	0	0	0	0	0	0	0	0	0	0	0	0	0	W	27-10
10/03	Rams	S	6	4	2	0.0	0.0	0	0	0	0	0	0	0	1	0	0	0	0	0	0	0	0	0	0	W	30-29
10/13	at Browns	S	1	1	0	0.0	0.0	0	0	0	0	0	0	0	0	0	0	0	0	0	0	0	0	0	0	W	32-28
10/20	Ravens									INACTIVE																L	16-30
10/27	at Falcons	P	0	0	0	0.0	0.0	0	0	0	0	0	0	0	0	0	0	0	0	0	0	0	0	0	0	W	27-20
11/03	Buccaneers	S	6	5	1	0.0	0.0	0	0	0	0	0	0	0	0	0	0	0	0	0	0	0	0	0	0	W	40-34+
2019 TOTALS	8-7		31	23	8	0.0	0.0	0	0	0	1	0	0	0	2	1	0	0	0	0	0	0	0	0	0	7-2	

+ - Overtime



14

WIDE RECEIVER

DK METCALF

Height: 6-4

College:

Season:

Born:

Hometown:

Weight: 229

Mississippi

Rookie

December 14, 1997

Oxford, Miss.

2019 SEASON:

09/08 vs. CIN: Started at WR and led the team with 89 yards on four receptions. His 89 yards were the most by a Seahawks rookie WR in a debut surpassing Steve Largent's 1976 total of 86.

09/15 at PIT: Hauled in his first-career TD on a 28-yard strike from Russell Wilson.

10/27 at ATL: Scored TDs on receptions from 2 and 4 yards. First multi-TD game of career.

11/3 vs. TB: Set career highs with six receptions and 123 yards to go along with a career-long 53 yard TD. Four of the catches, the TD and 106 yards came in the fourth quarter and OT, including a 29-yard reception on third-and-6 to the Bucs' 6-yard line to set up the game-winning score.

TRANSACTIONS:

04/26/19: Drafted by Seattle (2nd Round, 64th overall)

**HOW ACQUIRED:** Selected with the 32nd pick in the second round (64th overall) in the 2019 NFL Draft. Third player selected out of Ole Miss, first since 2005 (Chris Spencer).

**COLLEGE:** Started 19 of 21 games played at Ole Miss, leaving school after his redshirt sophomore year. Recorded 67 receptions for 1,228 yards and 14 touchdowns during in college career. His 14 career touchdown receptions

are ninth all-time in program history.

**RS Sophomore:** Started the season's first seven games before suffering a season-ending neck injury at Arkansas. Hauled in 26 catches for 569 yards and five touchdowns. Prior to injury, was ranked fourth in the SEC with five receiving TDs and third in the conference in receiving yards. Added to the Biletnikoff Award watch list after fast start to 2018 season.

**RS Freshman:** SEC All-Freshman. Week 10 SEC Co-Freshman of the Week following his game-winning TD catch at Kentucky. Played and started in all 12 games. Caught 39 passes for 646 yards and seven TDs in 2017, all career highs. Ranked seventh in the SEC with seven TD receptions.

**Freshman:** Awarded a medical redshirt for his 2016 freshman season. Scored touchdowns in each of his first two college games. Broke his foot vs. Wofford (9/10/17) and missed the last 10 games of the season.

**PERSONAL:** Attended Oxford High and was a U.S. Army and MaxPreps All-America selection. A consensus 4-star prospect by the major recruiting services and listed as the No. 70 overall recruit and the fifth-best in Mississippi by Rivals.com. Ranked as the 14th-best wide receiver recruit in the nation by Rivals.com, No. 18 by Scout.com and No. 19 by 247Sports.com. Full name is DeKaylin Zecharius Metcalf. Father, Terrence, was an NFL and Ole Miss All-America offensive lineman. Majored in hospitality management major.

DK METCALF'S NFL REGULAR SEASON RUSHING/RECEIVING STATISTICS												
DATE TEAM		GP GS	RECEIVING					RUSHING				
			NO.	YDS	AVG	LG	TD	NO.	YDS.	AVG.	LG	TD
2019	Seahawks	9 8	29	525	18.1	54	5	2	11	5.5	7	0
NFL TOTALS		9 8	29	525	18.1	54	5	2	11	5.5	7	0

DK METCALF'S NFL REGULAR SEASON RETURN STATISTICS												
DATE TEAM		RET.	KICKOFF RETURNS				PUNT RETURNS					
			YDS.	AVG.	LG	TD	NO.	FC	YDS	AVG	LG	TD
2019	Seahawks	0	0	0.0	0	0	0	0	0	0.0	0	0
NFL TOTALS		0	0	0.0	0	0	0	0	0	0.0	0	0

DK METCALF'S SINGLE-GAME HIGHS: RUSHING/RECEIVING												
<b>Rush Attempts</b>	1 vs. Tampa Bay Buccaneers, Nov 03, 2019 ...1 more at 1.						<b>Longest Receptions</b>	54 vs. New Orleans Saints, Sep 22, 2019				
<b>Rushing Yards</b>	7 vs. Tampa Bay Buccaneers, Nov 03, 2019						<b>Receiving TDs</b>	2 at Atlanta Falcons, Oct 27, 2019				
<b>Longest Runs</b>	7 vs. Tampa Bay Buccaneers, Nov 03, 2019						<b>All-purpose yards</b>	130 vs. Tampa Bay Buccaneers, Nov 03, 2019				
<b>Receptions</b>	6 vs. Tampa Bay Buccaneers, Nov 03, 2019						<b>Most TDs</b>	2 at Atlanta Falcons, Oct 27, 2019				
<b>Receiving Yards</b>	123 vs. Tampa Bay Buccaneers, Nov 03, 2019											

DK METCALF'S 100-YARD RECEIVING GAMES (1): REGULAR SEASON						
DATE	TEAM	NO.	YDS.	AVG.	LG	TD
11/03/19	BUCCANEERS	6	123	20.5	53t	1

DK METCALF'S 2019 GXG REGULAR SEASON STATISTICS (SEAHAWKS)													
		RECEIVING					RUSHING						
DATE	OPPONENT	P/S	NO	YDS	AVG	LG	TD	NO	YDS	AVG	LG	TD	W/L SCORE
09/08	Bengals	S	4	89	22.3	42	0	0	0	0.0	0	0	W 21-20
09/15	at Steelers	S	3	61	20.3	28	1	0	0	0.0	0	0	W 28-26
09/22	Saints	S	2	67	33.5	54	0	0	0	0.0	0	0	L 27-33
09/29	at Cardinals	S	1	6	6.0	6	0	0	0	0.0	0	0	W 27-10
10/03	Rams	P	2	44	22.0	40	1	0	0	0.0	0	0	W 30-29
10/13	at Browns	S	4	69	17.3	30	0	1	4	4.0	4	0	W 32-28
10/20	Ravens	S	4	53	13.3	37	0	0	0	0.0	0	0	L 16-30
10/27	at Falcons	S	3	13	4.3	7	2	0	0	0.0	0	0	W 27-20
11/03	Buccaneers	S	6	123	20.5	53	1	1	7	7.0	7	0	W 40-34+
2019 TOTALS		9-8	29	525	18.1	54	5	2	11	5.5	7	0	7-2

+ - Overtime



# 83 | WIDE RECEIVER DAVID MOORE

Height: 6-0      Weight: 215  
College:      East Central (Okla.)  
Seasons:      NFL : 3rd, Seahawks 3rd  
Born:      January 15, 1995  
Hometown:      Gainesville, Texas

### 2019 SEASON:

09/08 vs. CIN: Inactive (shoulder).

09/15 at PIT: Inactive (shoulder).

09/22 vs. NO: Returned to action and had a 29-yard reception.

### TRANSACTIONS:

04/29/17: Drafted by Seattle (7th round, 226th)

09/02/17: Released by Seattle

09/04/17: Signed to Seattle PS

11/22/17: Signed to Seattle 53-man roster

### NFL CAREER HIGHLIGHTS:

- Saw the most playing time of career in 2018 as he started seven of 16

games played and set career highs in every category.

- Made NFL debut in season finale vs. Arizona (12/31/17).

**COLLEGE:** Recorded 2,776 receiving yards and 35 touchdowns, both setting new career records for East Central. Was one of the most decorated football players in recent history, earning three All-GAC honors, 2015 Don Hansen All-America Offensive third team, D2Football.com All-American honorable mention, Don Hansen and CCA D2 All-Super Region three first team honors, and 2017 Don Hansen All-Super Region Three Offensive third team honors.

**PERSONAL:** Tallied 40 catches for 700 yards as a senior at Gainesville (Texas) High. Averaged 17.5 yards per catch, with 12 total touchdowns. A first-team all-district pick on both sides of the ball. Also named to the All-Cooke County first team and all-region first team. Majored in kinesiology.

### DAVID MOORE'S NFL REGULAR SEASON RUSHING/RECEIVING STATISTICS

		RECEIVING							RUSHING				
DATE	TEAM	GP	GS	NO.	YDS	AVG	LG	TD	NO.	YDS.	AVG.	LG	TD
2017	Seahawks	1	0	0	0	0.0	0	0	0	0	0.0	0	0
2018	Seahawks	16	7	26	445	17.1	54	5	1	5	5.0	5	0
2019	Seahawks	7	0	10	139	13.9	29	1	1	2	2.0	2	0
NFL TOTALS		24	7	36	584	16.2	54	6	2	7	3.5	5	0

### DAVID MOORE'S NFL POSTSEASON RUSHING/RECEIVING STATISTICS

		RECEIVING						RUSHING					
DATE	TEAM	GP	GS	NO.	YDS	AVG	LG	TD	NO.	YDS.	AVG.	LG	TD
2018	Seahawks	1	0	0	0	0.0	0	0	0	0	0.0	0	0
NFL TOTALS		1	0	0	0	0.0	0	0	0	0	0.0	0	0

### DAVID MOORE'S NFL REGULAR SEASON RETURN STATISTICS

KICKOFF RETURNS						PUNT RETURNS						
DATE TEAM	RET.	YDS.	AVG.	LG	TD	NO.	FC	YDS	AVG	LG	TD	
2017 Seahawks	0	0	0.0	0	0	0	0	0	0.0	0	0	
2018 Seahawks	1	18	18.0	18	0	0	0	0	0.0	0	0	
2019 Seahawks	0	0	0.0	0	0	0	0	0	0.0	0	0	
NFL TOTALS	1	18	18.0	18	0	0	0	0	0.0	0	0	

### DAVID MOORE'S NFL POSTSEASON RETURN STATISTICS

KICKOFF RETURNS						PUNT RETURNS					
DATE TEAM	RET.	YDS.	AVG.	LG	TD	NO.	FC	YDS	AVG	LG	TD
2018 Seahawks	0	0	0.0	0	0	0	0	0	0.0	0	0
NFL TOTALS	0	0	0.0	0	0	0	0	0	0.0	0	0

### DAVID MOORE'S SINGLE-GAME HIGHS: RUSHING/RECEIVING

<b>Rush Attempts</b>	1 at Atlanta Falcons, Oct 27, 2019 ...1 more at 1.	<b>Receiving TDs</b>	2 vs. Los Angeles Rams, Oct 07, 2018
<b>Rushing Yards</b>	5 at Oakland Raiders, Oct 14, 2018	<b>All-purpose yards</b>	103 at Carolina Panthers, Nov 25, 2018
<b>Longest Runs</b>	5 at Oakland Raiders, Oct 14, 2018	<b>Kickoff Returns</b>	1 vs. Los Angeles Rams, Oct 07, 2018
<b>Receptions</b>	4 at Carolina Panthers, Nov 25, 2018 ...2 more at 4.	<b>Kickoff Return Yards</b>	18 vs. Los Angeles Rams, Oct 07, 2018
<b>Receiving Yards</b>	103 at Carolina Panthers, Nov 25, 2018	<b>Longest Kickoff Return</b>	18 vs. Los Angeles Rams, Oct 07, 2018
<b>Longest Receptions</b>	54 at Carolina Panthers, Nov 25, 2018	<b>Most TDs</b>	2 vs. Los Angeles Rams, Oct 07, 2018

DAVID MOORE'S 100-YARD RECEIVING GAMES (1): REGULAR SEASON						
DATE	TEAM	NO.	YDS.	AVG.	LG	TD
11/25/18	at Panthers	4	103	25.8	54	1

ADDITIONAL STATS						
Special Teams: 2019 (Blocked punt); Career: 1 Blocked punt.						

DAVID MOORE'S 2019 GXG REGULAR SEASON STATISTICS (SEAHAWKS)												
DATE	OPPONENT	P/S	RECEIVING					RUSHING				
			NO	YDS	AVG	LG	TD	NO	YDS	AVG	LG	TD
09/08 Bengals							INACTIVE					W 21-20
09/15 at Steelers							INACTIVE					W 28-26
09/22 Saints	P		1	29	29.0	29	0	0	0	0.0	0	0 L 27-33
09/29 at Cardinals	P		1	9	9.0	9	0	0	0	0.0	0	0 W 27-10
10/03 Rams	P		1	10	10.0	10t	1	0	0	0.0	0	0 W 30-29
10/13 at Browns	P		3	36	12.0	14	0	0	0	0.0	0	0 W 32-28
10/20 Ravens	P		1	14	14.0	14	0	0	0	0.0	0	0 L 16-30
10/27 at Falcons	P		1	23	23.0	23	0	1	2	2.0	2	0 W 27-20
11/03 Buccaneers	P		2	18	9.0	12	0	0	0	0.0	0	0 W 40-34+
2019 TOTALS	7-0		10	139	13.9	29	1	1	2	2.0	2	0 7-2
+ - Overtime												

DAVID MOORE'S 2018 GXG REGULAR SEASON STATISTICS (SEAHAWKS)												
DATE	OPPONENT	P/S	RECEIVING					RUSHING				
			NO	YDS	AVG	LG	TD	NO	YDS	AVG	LG	TD
09/09 at Broncos	P		0	0	0.0	0	0	0	0	0.0	0	0 L 24-27
09/17 at Bears	P		0	0	0.0	0	0	0	0	0.0	0	0 L 17-24
09/23 Cowboys	P		0	0	0.0	0	0	0	0	0.0	0	0 W 24-13
09/30 at Cardinals	S		2	39	19.5	30	0	0	0	0.0	0	0 W 20-17
10/07 Rams	P		3	38	12.7	30t	2	0	0	0.0	0	0 L 31-33
10/14 at Raiders	P		2	47	23.5	28	1	1	5	5.0	5	0 W 27-3
10/28 at Lions	P		4	97	24.3	45	1	0	0	0.0	0	0 W 28-14
11/04 Chargers	S		2	16	8.0	9	0	0	0	0.0	0	0 L 17-25
11/11 at Rams	P		1	16	16.0	16	0	0	0	0.0	0	0 L 31-36
11/15 Packers	S		4	57	14.3	27	0	0	0	0.0	0	0 W 27-24
11/25 at Panthers	P		4	103	25.8	54	1	0	0	0.0	0	0 W 30-27
12/02 49ers	S		0	0	0.0	0	0	0	0	0.0	0	0 W 43-16
12/10 Vikings	S		0	0	0.0	0	0	0	0	0.0	0	0 W 21-7
12/16 at 49ers	S		1	9	9.0	9	0	0	0	0.0	0	0 L 23-26+
12/23 Chiefs	S		1	7	7.0	7	0	0	0	0.0	0	0 W 38-31
12/30 Cardinals	P		2	16	8.0	12	0	0	0	0.0	0	0 W 27-24
2018 TOTALS	16-7		26	445	17.1	54	5	1	5	5.0	5	0 10-6
+ - Overtime												

DAVID MOORE'S 2017 GXG REGULAR SEASON STATISTICS (SEAHAWKS)												
DATE	OPPONENT	P/S	RECEIVING					RUSHING				
			NO	YDS	AVG	LG	TD	NO	YDS	AVG	LG	TD
09/10 at Packers							DID NOT PLAY					L 9-17
09/24 at Titans							DID NOT PLAY					L 27-33
10/01 Colts							DID NOT PLAY					W 46-18
10/22 at Giants							DID NOT PLAY					W 24-7
10/29 Texans							DID NOT PLAY					W 41-38
11/05 Redskins							DID NOT PLAY					L 14-17
11/09 at Cardinals							DID NOT PLAY					W 22-16
11/20 Falcons							DID NOT PLAY					L 31-34
11/26 at 49ers							INACTIVE					W 24-13
12/03 Eagles							INACTIVE					W 24-10
12/10 at Jaguars							INACTIVE					L 24-30
12/17 Rams							INACTIVE					L 7-42
12/24 at Cowboys							INACTIVE					W 21-12
12/31 Cardinals	P		0	0	0.0	0	0	0	0	0.0	0	0 L 24-26
2017 TOTALS	1-0		0	0	0.0	0	0	0	0	0.0	0	0 7-7




DAVID MOORE'S 2018 GXG POSTSEASON STATISTICS (SEAHAWKS)												
DATE	OPPONENT	P/S	RECEIVING					RUSHING				
			NO	YDS	AVG	LG	TD	NO	YDS	AVG	LG	TD
01/05 at Cowboys	P		0	0	0.0	0	0	0	0	0.0	0	0
2018 TOTALS	1-0		0	0	0.0	0	0	0	0	0.0	0	0

W/L

SCORE

22-24



# 5 | KICKER JASON MYERS

Height: 5-10      Weight: 190  
College:          Marist  
Seasons:        NFL : 5th. Seahawks 1st  
Born:            May 12, 1991  
Hometown:      Chula Vista, Calif.



## TRANSACTIONS:

03/03/15: Signed with Jacksonville as undrafted FA  
10/17/17: Released by Jacksonville  
01/03/18: Signed by Seattle as a FA  
08/20/18: Released by Seattle  
08/21/18: Claimed off waivers by N.Y. Jets  
03/13/19: Signed by Seattle as UFA

## NFL CAREER HIGHLIGHTS:

• Named to the Pro Bowl after his lone season with the N.Y. Jets making 33 of 36 field-goal attempts, including 6 of 7 from 50-plus yards, including an

NFL record five makes of 55-plus yards, and 30 of 33 extra points.

- Played in 38 games for the Jaguars from 2015-17, converting 64 of 79 field goals (81%) with a long of 58 and made 76 of 88 PATs.
- Spent time with Arizona and San Jose of the Arena Football League in 2014.

**COLLEGE:** Four-year letterman (2009-12) who also served as team's punter as a senior. As a senior, made 5 of 10 field goals in final season with a long of 40 yards and averaged 39.0 yards on 56 punts with 16 downed inside the 20.

**PERSONAL:** Attended Mater Dei Catholic High. Four-year letterman in football and soccer and also played baseball. Named Mesa Kicker of the Year as a senior and named South Bay Kicker of the Year as a junior. Played on the state championship soccer team as a senior and was named San Diego Division IV CIF Player of the Year. Married to wife, Katie.

## JASON MYERS' NFL REGULAR SEASON KICKING STATISTICS

DATE TEAM	GP	FGM	FGA	PCT.	LG	XP	XPA	PCT.	BLK	PTS
2015 Jaguars	16	26	30	86.7	58	32	39	82.1	1	110
2016 Jaguars	16	27	34	79.4	56	29	32	90.6	2	110
2017 Jaguars	6	11	15	73.3	47	15	17	88.2	0	48
2018 Jets	16	33	36	91.7	56	30	33	90.9	0	129
2019 Seahawks	9	12	17	70.6	54	24	26	92.3	0	60
NFL TOTALS	63	109	132	82.6	58	130	147	88.4	3	457

## JASON MYERS' NFL REGULAR SEASON FIELD-GOAL ACCURACY STATISTICS

DATE TEAM	1-19	PCT.	20-29	PCT.	30-39	PCT.	40-49	PCT.	50+	PCT.
2015 Jaguars	0-0	0.0	9-10	90.0	8-8	100.0	6-8	75.0	3-4	75.0
2016 Jaguars	0-0	0.0	7-7	100.0	3-4	75.0	10-11	90.9	7-12	58.3
2017 Jaguars	0-0	0.0	4-4	100.0	2-3	66.7	5-5	100.0	0-3	0.0
2018 Jets	0-0	0.0	4-4	100.0	13-14	92.9	10-11	90.9	6-7	85.7
2019 Seahawks	0-0	0.0	3-3	100.0	6-6	100.0	2-5	40.0	1-3	33.3
NFL TOTALS	0-0	0.0	27-28	96.4	32-35	91.4	33-40	82.5	17-29	58.6

## ADDITIONAL STATS

Special Teams Tackles: 2019 (1); Career: 1

## JASON MYERS' SINGLE-GAME HIGHS: KICKER

**Field Goals Made** 7 vs. Indianapolis Colts, Oct 14, 2018  
**Field Goal Attempts** 7 vs. Indianapolis Colts, Oct 14, 2018  
**Longest Field Goals Made** 58 vs. Miami Dolphins, Sep 20, 2015  
**PATs Made** 6 at Detroit Lions, Sep 10, 2018  
...1 more at 6.

**PAT Attempts** 7 vs. Indianapolis Colts, Dec 13, 2015  
**Points** 24 vs. Indianapolis Colts, Oct 14, 2018  
**Special Teams Tackles** 1 vs. Tampa Bay Buccaneers, Nov 03, 2019  
...4 more at 1.

JASON MYERS' 2019 GXG REGULAR SEASON STATISTICS (SEAHAWKS)													
DATE OPPONENT		FIELD GOALS				EXTRA POINTS				PTS	W/L	SCORE	
		FGM	FGA	PCT	LG	XP	XPA	PCT	BLK				
09/08	Bengals	P	0	0	0.0	0	3	3	100.0	0	3	W	21-20
09/15	at Steelers	P	0	1	0.0	0	4	4	100.0	0	4	W	28-26
09/22	Saints	P	0	0	0.0	0	3	3	100.0	0	3	L	27-33
09/29	at Cardinals	P	2	2	100.0	33	3	3	100.0	0	9	W	27-10
10/03	Rams	P	1	2	50.0	42	3	3	100.0	0	6	W	30-29
10/13	at Browns	P	2	2	100.0	38	2	3	66.7	0	8	W	32-28
10/20	Ravens	P	3	4	75.0	35	1	1	100.0	0	10	L	16-30
10/27	at Falcons	P	2	2	100.0	54	3	3	100.0	0	9	W	27-20
11/03	Buccaneers	P	2	4	50.0	37	2	3	66.7	0	8	W	40-34+
2019 TOTALS	9		12	17	70.6	54	24	26	92.3	0	60	7-2	
+ - Overtime													

+ - Overtime



69 | LONG SNAPPER  
TYLER OTT

Height: 6-3      Weight: 253  
College: Harvard  
Seasons: NFL : 5th. Seahawks 4th  
Born: February 28, 1992  
Hometown: Tulsa, Okla.

TRANSACTIONS:

05/16/14: Signed with NE as undrafted FA  
08/18/14: Released by New England  
03/04/15: Signed by New England  
05/05/15: Released by New England  
05/11/15: Signed by St. Louis  
08/31/15: Released by St. Louis  
12/31/15: Signed by N.Y. Giants  
08/29/16: Released by N.Y. Giants  
10/18/16: Signed to N.Y. Giants PS  
10/25/16: Released from N.Y. Giants PS  
11/22/16: Signed to Cincinnati PS  
11/26/16: Signed to Cincinnati's 53-man roster  
12/20/16: Released by Cincinnati  
01/03/17: Signed by Seattle as FA

NFL CAREER HIGHLIGHTS:

- Served as Seattle's long snapper since 2017.
- Snapped both postseason games for Seattle in 2016 after Nolan Frese was placed on injured reserve (ankle).

**COLLEGE:** Spent three seasons as Harvard's long snapper. Also played tight end, where he had 15 catches for 188 yards and four touchdowns as a senior.

**PERSONAL:** Lettered in football, basketball and track & field at Jenks High in Oklahoma. Three-year captain in football and senior captain in basketball. All-state and all-district tight end of the year as a senior. Academic all-conference in basketball. Played in three state championship games, winning one. Member of the National Honor Society. His grandfather, Ronnie Hartline, played football at Oklahoma from 1958-60 and was drafted by the Detroit Lions in 1961. Majored in economics.

TYLER OTT'S NFL REGULAR SEASON DEFENSIVE STATISTICS

		ST					
DATE	TEAM	GP GS	TK	S	A	FF	FR
2015	Giants	1 0	0	0	0	0	0
2016	Bengals	3 0	0	0	0	0	0
2017	Seahawks	16 0	3	3	0	0	0
2018	Seahawks	16 0	1	0	1	0	0
2019	Seahawks	9 0	0	0	0	0	0
NFL TOTALS		45 0	4	3	1	0	0

TYLER OTT'S NFL POSTSEASON DEFENSIVE STATISTICS

		ST					
DATE	TEAM	GP GS	TK	S	A	FF	FR
2016	Seahawks	2 0	0	0	0	0	0
2018	Seahawks	1 0	0	0	0	0	0
NFL TOTALS		3 0	0	0	0	0	0

TYLER OTT'S 2019 GXG REGULAR SEASON STATISTICS (SEAHAWKS)

DATE	OPPONENT	W/L SCORE
09/08	Bengals P	W 21-20
09/15	at Steelers P	W 28-26
09/22	Saints P	L 27-33
09/29	at Cardinals P	W 27-10
10/03	Rams P	W 30-29
10/13	at Browns P	W 32-28
10/20	Ravens P	L 16-30
10/27	at Falcons P	W 27-20
11/03	Buccaneers P	W 40-34+
2019 TOTALS		9 7-2

+ - Overtime



# 20 | RUNNING BACK RASHAAD PENNY

Height: 5-11      Weight: 220  
College:          San Diego State  
Seasons:          NFL : 2nd. Seahawks 2nd  
Born:              February 2, 1996  
Hometown:       Norwalk, Calif.

**2019 SEASON:**

09/15 at PIT: Led the team with 62 yards on 10 carries (6.2 avg.) that included a 37-yard TD run.

09/22 vs. NO: Inactive (hamstring).

09/29 at AZ: Inactive (hamstring).

10/13 at CLE: Inactive (hamstring).

**TRANSACTIONS:**

04/26/18:    Drafted by Seattle (1st Round, 27th)

**NFL CAREER HIGHLIGHTS:**

- Finished third on the team in rushing his rookie season with 85 attempts for 419 yards and one 100-yard rushing game.

**COLLEGE:** Did not miss a game at San Diego State, playing in all 54 games with 18 starts. For his career, recorded 3,656 yards rushing on 488 carries

(7.5 avg.) and 38 rushing TDs, in addition to 479 receiving yards and 6 receiving TDs. Finished his career tied for the most career kick return touchdowns (7) and return (KR/PR) touchdowns (8) in NCAA FBS history. Four of his seven kick return touchdowns went for 100 yards which was just one shy of tying a NCAA FBS record. Averaged 7.49 yards per carry, the third-best mark in NCAA FBS play since 1996 (min. 400 att.).

**PERSONAL:** A three-time letter-winner at Norwalk High School in Norwalk, Calif. Rushed for 2,504 yards and 41 touchdowns on 216 carries as a senior. Also caught 21 passes for 665 yards and 10 touchdowns. Racked up 3,416 all-purpose yards. Over his career, amassed 5,124 rushing yards on 496 carries (10.33 avg.). Scored 103 touchdowns, including 80 on the ground. Made 68 tackles on defense as a senior and 90 overall. Was named the Suburban League MVP as a senior, while earning first-team all-Suburban League honors his final three years. Named first-team all-state. Rashaad Armein Penny was born Feb. 2, 1996, in Norwalk, Calif. Son of Robert and Desiree. Majored in interdisciplinary studies.

RASHAAD PENNY'S NFL REGULAR SEASON RUSHING/RECEIVING STATISTICS													
			RUSHING					RECEIVING					
DATE	TEAM	GP	GS	NO.	YDS.	AVG.	LG	TD	NO.	YDS	AVG	LG	TD
2018	Seahawks	14	0	85	419	4.9	38	2	9	75	8.3	24	0
2019	Seahawks	6	0	34	165	4.9	37t	1	3	34	11.3	30	0
NFL TOTALS		20	0	119	584	4.9	38	3	12	109	9.1	30	0

RASHAAD PENNY'S NFL POSTSEASON RUSHING/RECEIVING STATISTICS													
DATE TEAM		GP	GS	RUSHING				RECEIVING					
				NO.	YDS.	AVG.	LG	TD	NO.	YDS	AVG	LG	TD
2018	Seahawks	1	0	4	29	7.3	28	0	0	0	0.0	0	0
NFL TOTALS		1	0	4	29	7.3	28	0	0	0	0.0	0	0

RASHAAD PENNY'S NFL REGULAR SEASON RETURN STATISTICS											
KICKOFF RETURNS							PUNT RETURNS				
DATE TEAM	RET.	YDS.	AVG.	LG	TD	NO.	FC	YDS	AVG	LG	TD
2018 Seahawks	8	140	17.5	23	0	0	0	0	0.0	0	0
2019 Seahawks	3	44	14.7	21	0	0	0	0	0.0	0	0
NFL TOTALS	11	184	16.7	23	0	0	0	0	0.0	0	0

RASHAAD PENNY'S NFL POSTSEASON RETURN STATISTICS											
KICKOFF RETURNS							PUNT RETURNS				
DATE TEAM	RET.	YDS.	AVG.	LG	TD	NO.	FC	YDS	AVG	LG	TD
2018 Seahawks	0	0	0.0	0	0	0	0	0	0.0	0	0
NFL TOTALS	0	0	0.0	0	0	0	0	0	0.0	0	0

RASHAAD PENNY'S SINGLE-GAME HIGHS: RUSHING/RECEIVING											
<b>Rush Attempts</b>	12 at Los Angeles Rams, Nov 11, 2018					<b>Longest Receptions</b>	30 vs. Los Angeles Rams, Oct 03, 2019				
<b>Rushing Yards</b>	108 at Los Angeles Rams, Nov 11, 2018					<b>All-purpose yards</b>	114 at Arizona Cardinals, Sep 30, 2018				
<b>Longest Runs</b>	38 at Los Angeles Rams, Nov 11, 2018					<b>Kickoff Returns</b>	3 at Arizona Cardinals, Sep 30, 2018				
<b>Rushing TDs</b>	1 at Pittsburgh Steelers, Sep 15, 2019					<b>Kickoff Return Yards</b>	65 at Arizona Cardinals, Sep 30, 2018				
	...2 more at 1.					<b>Longest Kickoff Return</b>	23 at Arizona Cardinals, Sep 30, 2018				
<b>Receptions</b>	4 at Denver Broncos, Sep 09, 2018						...1 more at 23.				
<b>Receiving Yards</b>	35 at Denver Broncos, Sep 09, 2018					<b>Most TDs</b>	1 at Pittsburgh Steelers, Sep 15, 2019				
							...2 more at 1.				

RASHAAD PENNY'S 100-YARD RUSHING GAMES (1): REGULAR SEASON						
DATE	TEAM	ATT.	YDS.	AVG.	LG	TD
11/11/18	at Rams	12	108	9.0	38	1

RASHAAD PENNY'S 2019 GXG REGULAR SEASON STATISTICS (SEAHAWKS)													
		RUSHING					RECEIVING						
DATE	OPPONENT	P/S	NO	YDS	AVG	LG	TD	NO	YDS	AVG	LG	TD	W/L SCORE
09/08	Bengals	P	6	18	3.0	5	0	0	0	0.0	0	0	W 21-20
09/15	at Steelers	P	10	62	6.2	37t	1	1	3	3.0	3	0	W 28-26
09/22	Saints						INACTIVE						L 27-33
09/29	at Cardinals						INACTIVE						W 27-10
10/03	Rams	P	6	18	3.0	8	0	2	31	15.5	30	0	W 30-29
10/13	at Browns						INACTIVE						W 32-28
10/20	Ravens	P	0	0	0.0	0	0	0	0	0.0	0	0	L 16-30
10/27	at Falcons	P	8	55	6.9	17	0	0	0	0.0	0	0	W 27-20
11/03	Buccaneers	P	4	12	3.0	6	0	0	0	0.0	0	0	W 40-34+
2019 TOTALS		6-0	34	165	4.9	37t	1	3	34	11.3	30	0	7-2
+ - Overtime													

RASHAAD PENNY'S 2018 GXG REGULAR SEASON STATISTICS (SEAHAWKS)													
		RUSHING					RECEIVING						
DATE	OPPONENT	P/S	NO	YDS	AVG	LG	TD	NO	YDS	AVG	LG	TD	W/L SCORE
09/09	at Broncos	P	7	8	1.1	5	0	4	35	8.8	15	0	L 24-27
09/17	at Bears	P	10	30	3.0	10	0	0	0	0.0	0	0	L 17-24
09/23	Cowboys	P	3	5	1.7	5	0	0	0	0.0	0	0	W 24-13
09/30	at Cardinals	P	9	49	5.4	15	0	0	0	0.0	0	0	W 20-17
10/07	Rams	P	0	0	0.0	0	0	0	0	0.0	0	0	L 31-33
10/14	at Raiders	P	9	43	4.8	13	0	2	27	13.5	24	0	W 27-3
10/28	at Lions	P	0	0	0.0	0	0	0	0	0.0	0	0	W 28-14
11/04	Chargers	P	4	11	2.8	9	0	3	13	4.3	6	0	L 17-25
11/11	at Rams	P	12	108	9.0	38	1	0	0	0.0	0	0	L 31-36
11/15	Packers	P	8	46	5.8	30	0	0	0	0.0	0	0	W 27-24
11/25	at Panthers	P	4	4	1.0	2	0	0	0	0.0	0	0	W 30-27
12/02	49ers	P	7	65	9.3	20t	1	0	0	0.0	0	0	W 43-16
12/10	Vikings	P	8	44	5.5	17	0	0	0	0.0	0	0	W 21-7
12/16	at 49ers						INACTIVE						L 23-26+
12/23	Chiefs						INACTIVE						W 38-31
12/30	Cardinals	P	4	6	1.5	3	0	0	0	0.0	0	0	W 27-24
2018 TOTALS	14-0		85	419	4.9	38	2	9	75	8.3	24	0	10-6
+ - Overtime													

RASHAAD PENNY'S 2018 GXG POSTSEASON STATISTICS (SEAHAWKS)													
		RUSHING					RECEIVING						
DATE	OPPONENT	P/S	NO	YDS	AVG	LG	TD	NO	YDS	AVG	LG	TD	W/L SCORE
01/05	at Cowboys	P	4	29	7.3	28	0	0	0	0.0	0	0	L 22-24
2018 TOTALS		1-0	4	29	7.3	28	0	0	0	0.0	0	0	0-1



# 22 | RUNNING BACK

## C.J. PROSISE

Height: 6-1  
College: Notre Dame  
Seasons: NFL : 4th. Seahawks 4th  
Born: May 20, 1994  
Hometown: Petersburg, Va.  
Pronunciation: PRO-sice

### TRANSACTIONS:

04/29/16: Drafted by Seattle (3rd round, 90th)  
11/14/17: Placed on IR (ankle)  
12/01/18: Placed on IR (abdomen)

### NFL CAREER HIGHLIGHTS:

- Recorded the eighth-longest rush in franchise history with a 72-yard touchdown run vs. Philadelphia (11/20/16).

**COLLEGE:** Played in 37 games, starting nine games at receiver during his sophomore and junior seasons before making the switch to running back before his senior season, where he started nine games. In his one season at running back, led the team in carries (156), yards (1,032), touchdowns (11) and rushing yards per game (93.8). Had 36 receptions for 588 yards and two

touchdowns as a wide receiver during his career.

**PERSONAL:** Earned first-team Virginia all-state honors in both 2011 and 2010 while playing receiver, safety and kick returner at Woodberry Forest School. Named Central Virginia defensive player of the year for 2011 by Charlottesville Daily Progress. First-team defensive back on all-Central Virginia squad. Listed as ninth-best player in Virginia and 24th defensive back nationally by SuperPrep. Prep League player of the year and first-team defensive back on Richmond Times-Dispatch Prep League all-district team for 2011. Won the long jump and 55-meter dash at Virginia Independent Schools Athletic Association indoor state track and field championship in 2012. Placed second in 100-meter dash at VISAA state outdoor track meet as a junior and senior. Enrolled in Mendoza College of Business, majored in management consulting.

### C.J. PROSISE'S NFL REGULAR SEASON RUSHING/RECEIVING STATISTICS

		RUSHING						RECEIVING					
DATE	TEAM	GP	GS	NO.	YDS.	AVG.	LG	TD	NO.	YDS	AVG	LG	TD
2016	Seahawks	6	2	30	172	5.7	72t	1	17	208	12.2	43	0
2017	Seahawks	5	0	11	23	2.1	8	0	6	87	14.5	46	0
2018	Seahawks	5	0	1	-3	-3.0	-3	0	3	22	7.3	8	0
2019	Seahawks	6	0	13	41	3.2	17	1	9	66	7.3	21	0
NFL TOTALS		22	2	55	233	4.2	72t	2	35	383	10.9	46	0

### C.J. PROSISE'S NFL POSTSEASON RUSHING/RECEIVING STATISTICS

		RUSHING						RECEIVING					
DATE	TEAM	GP	GS	NO.	YDS.	AVG.	LG	TD	NO.	YDS	AVG	LG	TD
2016	Seahawks	0	0	0	0	0.0	0	0	0	0	0.0	0	0
2018	Seahawks	0	0	0	0	0.0	0	0	0	0	0.0	0	0
NFL TOTALS		0	0	0	0	0.0	0	0	0	0	0.0	0	0

### C.J. PROSISE'S SINGLE-GAME HIGHS: RUSHING/RECEIVING

<b>Rush Attempts</b>	17 at New England Patriots, Nov 13, 2016	<b>Receiving Yards</b>	87 at New England Patriots, Nov 13, 2016
<b>Rushing Yards</b>	76 vs. Philadelphia Eagles, Nov 20, 2016	<b>Longest Receptions</b>	46 at Tennessee Titans, Sep 24, 2017
<b>Longest Runs</b>	72t vs. Philadelphia Eagles, Nov 20, 2016	<b>All-purpose yards</b>	153 at New England Patriots, Nov 13, 2016
<b>Rushing TDs</b>	1 at Arizona Cardinals, Sep 29, 2019 ...1 more at 1.	<b>Most TDs</b>	1 at Arizona Cardinals, Sep 29, 2019 ...1 more at 1.
<b>Receptions</b>	7 at New England Patriots, Nov 13, 2016		

### C.J. PROSISE'S 2019 GXG REGULAR SEASON STATISTICS (SEAHAWKS)

		RUSHING						RECEIVING					
DATE	OPPONENT	P/S	NO	YDS	AVG	LG	TD	NO	YDS	AVG	LG	TD	W/L SCORE
09/08	Bengals	P	0	0	0.0	0	0	0	0	0.0	0	0	W 21-20
09/15	at Steelers	P	2	7	3.5	5	0	3	13	4.3	9	0	W 28-26
09/22	Saints	P	4	5	1.3	2	0	5	38	7.6	21	0	L 27-33
09/29	at Cardinals	P	3	4	1.3	9t	1	0	0	0.0	0	0	W 27-10
10/03	Rams		DID NOT PLAY (NON-INJURY)										W 30-29
10/13	at Browns	P	3	8	2.7	5	0	1	15	15.0	15	0	W 32-28
10/20	Ravens	P	1	17	17.0	17	0	0	0	0.0	0	0	L 16-30
10/27	at Falcons		INACTIVE										W 27-20
11/03	Buccaneers		INACTIVE										W 40-34+
2019 TOTALS		6-0	13	41	3.2	17	1	9	66	7.3	21	0	7-2

+ - Overtime

C.J. PROSISE'S 2018 GXG REGULAR SEASON STATISTICS (SEAHAWKS)													
		RUSHING					RECEIVING					W/L	SCORE
DATE	OPPONENT	P/S	NO	YDS	AVG	LG	TD	NO	YDS	AVG	LG	TD	
09/09	at Broncos	P	0	0	0.0	0	0	0	0	0.0	0	0	L 24-27
09/17	at Bears	P	0	0	0.0	0	0	3	22	7.3	8	0	L 17-24
09/23	Cowboys						INACTIVE					0	W 24-13
09/30	at Cardinals	P	0	0	0.0	0	0	0	0	0.0	0	0	W 20-17
10/07	Rams						INACTIVE					0	L 31-33
10/14	at Raiders						INACTIVE					0	W 27-3
10/28	at Lions	P	0	0	0.0	0	0	0	0	0.0	0	0	W 28-14
11/04	Chargers						INACTIVE					0	L 17-25
11/11	at Rams	P	1	-3	-3.0	-3	0	0	0	0.0	0	0	L 31-36
11/15	Packers						INACTIVE					0	W 27-24
11/25	at Panthers						INACTIVE					0	W 30-27
12/02	49ers						DID NOT PLAY					0	W 43-16
12/10	Vikings						DID NOT PLAY					0	W 21-7
12/16	at 49ers						DID NOT PLAY					0	L 23-26+
12/23	Chiefs						INJURED RESERVE					0	W 38-31
12/30	Cardinals						INJURED RESERVE					0	W 27-24
2018 TOTALS		5-0	1	-3	-3.0	-3	0	3	22	7.3	8	0	10-6

+ - Overtime

C.J. PROSISE'S 2017 GXG REGULAR SEASON STATISTICS (SEAHAWKS)													
		RUSHING					RECEIVING					W/L	SCORE
DATE	OPPONENT	P/S	NO	YDS	AVG	LG	TD	NO	YDS	AVG	LG	TD	
09/10	at Packers	P	4	11	2.8	8	0	0	0	0.0	0	0	L 9-17
09/17	49ers	P	0	0	0.0	0	0	3	22	7.3	9	0	W 12-9
09/24	at Titans	P	4	9	2.3	6	0	3	65	21.7	46	0	L 27-33
10/01	Colts						INACTIVE					0	W 46-18
10/08	at Rams						ON INACTIVE LIST					0	W 16-10
10/22	at Giants	P	0	0	0.0	0	0	0	0	0.0	0	0	W 24-7
10/29	Texans						INACTIVE					0	W 41-38
11/05	Redskins						INACTIVE					0	L 14-17
11/09	at Cardinals	P	3	3	1.0	2	0	0	0	0.0	0	0	W 22-16
11/20	Falcons						DID NOT PLAY					0	L 31-34
11/26	at 49ers						DID NOT PLAY					0	W 24-13
12/03	Eagles						DID NOT PLAY					0	W 24-10
12/10	at Jaguars						DID NOT PLAY					0	L 24-30
12/17	Rams						DID NOT PLAY					0	L 7-42
12/24	at Cowboys						DID NOT PLAY					0	W 21-12
12/31	Cardinals						DID NOT PLAY					0	L 24-26
2017 TOTALS		5-0	11	23	2.1	8	0	6	87	14.5	46	0	9-7

C.J. PROSISE'S 2016 GXG REGULAR SEASON STATISTICS (SEAHAWKS)													
		RUSHING					RECEIVING					W/L	SCORE
DATE	OPPONENT	P/S	NO	YDS	AVG	LG	TD	NO	YDS	AVG	LG	TD	
09/11	Dolphins	P	1	-2	-2.0	-2	0	1	13	13.0	13	0	W 12-10
09/18	at Rams						INACTIVE					0	L 3-9
09/25	49ers						INACTIVE					0	W 37-18
10/02	at Jets						INACTIVE					0	W 27-17
10/16	Falcons						INACTIVE					0	W 26-24
10/23	at Cardinals	P	1	0	0.0	0	0	2	17	8.5	9	0	L 6-6+
10/30	at Saints	P	4	23	5.8	8	0	4	80	20.0	43	0	L 20-25
11/07	Bills	P	3	9	3.0	4	0	1	6	6.0	6	0	W 31-25
11/13	at Patriots	S	17	66	3.9	10	0	7	87	12.4	38	0	W 31-24
11/20	Eagles	S	4	76	19.0	72t	1	2	5	2.5	5	0	W 26-15
11/27	at Buccaneers						INACTIVE					0	L 5-14
12/04	Panthers						INACTIVE					0	W 40-7
12/11	at Packers						INACTIVE					0	L 10-38
12/15	Rams						INACTIVE					0	W 24-3
12/24	Cardinals						INACTIVE					0	L 31-34
01/01	at 49ers						INACTIVE					0	W 25-23
2016 TOTALS		6-2	30	172	5.7	72t	1	17	208	12.2	43	0	10-6

+ - Overtime



SEAHAWKSMEDIA.COM



# 91 | DEFENSIVE TACKLE

## JARRAN REED

Height: 6-3      Weight: 306  
College: Alabama  
Seasons: NFL : 4th. Seahawks 4th  
Born: December 16, 1992  
Hometown: Goldsboro, N.C.  
Pronunciation: JAIR-in

### 2019 SEASON:

10/20 vs. BAL: Returned from suspension to start.

### TRANSACTIONS:

04/29/16: Drafted by Seattle (2nd round, 49th)

### NFL CAREER HIGHLIGHTS:

- Started all 16 games of his career and finished second on the team with a career-high 10.5 sacks. It was the third-most sacks by a defensive tackle in a single-season in franchise history (Hall of Famers Cortez Kennedy, John Randle).
- Set a career-high in tackles in 2017 with 45 (23 solo) and tied his career-high with 1.5 sacks.
- Started six of 15 games played during his rookie season of 2016.

**COLLEGE:** Chose to return for his senior season after an outstanding junior campaign. A junior college transfer who arrived in January of 2014 and bolstered the Alabama defensive front. Made 28 career starts in Tuscaloosa, playing in 29 career games. In his two seasons, recorded 112 tackles (49 solo), 2.0 sacks, 11 tackles for loss, one fumble recovery and seven passes defended. Came to Alabama as one of the top junior college defensive linemen in the country after spending two seasons at East Mississippi Community College.

**PERSONAL:** Spent the 2011 season at Hargrave Military Academy after graduating from Goldsboro High. As a senior at Goldsboro in 2010, recorded 118 tackles with four sacks while causing a fumble, recovering a fumble and blocking a kick. Chose Alabama over Tennessee, Florida, Mississippi State, Arkansas, Ole Miss, Nebraska and Kentucky.

### JARRAN REED'S NFL REGULAR SEASON DEFENSIVE STATISTICS

DATE	TEAM	GP	GS	TACKLES							QBH	INTERCEPTIONS					O. FUMB			ST				
				TK	S	A	TFL	YDS	SK	YDS		NO	YDS	LG	TD	PD	FF	FR	YDS	TK	S	A	FF	FR
2016	Seahawks	15	6	34	13	21	1	1	1.5	3.5	4	0	0	0	0	3	0	0	0	0	0	0	0	
2017	Seahawks	15	15	45	23	22	4	8	1.5	7.5	8	0	0	0	0	1	1	0	0	0	0	0	0	
2018	Seahawks	16	16	50	34	16	12	77	10.5	74.0	24	0	0	0	0	0	2	2	0	0	0	0	0	
2019	Seahawks	3	3	8	5	3	0	0	0.0	0.0	1	0	0	0	0	0	0	0	0	0	0	0	0	
NFL TOTALS		49	40	137	75	62	17	86	13.5	85.0	37	0	0	0	0	4	1	2	2	0	0	0	0	

### JARRAN REED'S NFL POSTSEASON DEFENSIVE STATISTICS

TACKLES											INTERCEPTIONS					O. FUMB			ST					
DATE	TEAM	GP	GS	TK	S	A	TFL	YDS	SK	YDS	QBH	NO	YDS	LG	TD	PD	FF	FR	YDS	TK	S	A	FF	FR
2016	Seahawks	2	2	3	3	0	0	0	0.0	0.0	0	0	0	0	0	0	0	0	0	0	0	0	0	0
2018	Seahawks	1	1	4	2	2	0	0	0.0	0.0	1	0	0	0	0	0	0	0	0	0	0	0	0	0
NFL TOTALS		3	3	7	5	2	0	0	0.0	0.0	1	0	0	0	0	0	0	0	0	0	0	0	0	0

### JARRAN REED'S SINGLE-GAME HIGHS: DEFENSIVE

<b>Total Tackles</b>	7 at New York Giants, Oct 22, 2017	<b>Forced Fumbles</b>	1 at New York Giants, Oct 22, 2017
<b>Sacks</b>	2.0 vs. Arizona Cardinals, Dec 30, 2018 ...2 more at 2.0.	<b>Fumble Recoveries</b>	1 vs. Kansas City Chiefs, Dec 23, 2018 ...1 more at 1.
<b>Passes Defensed</b>	2 vs. Miami Dolphins, Sep 11, 2016	<b>Tackles For Loss</b>	2 vs. Arizona Cardinals, Dec 30, 2018 ...4 more at 2.

### JARRAN REED'S 2019 GXG REGULAR SEASON STATISTICS (SEAHAWKS)

DATE	OPPONENT	TACKLES								INTERCEPTIONS					O. FUMB			ST					MISC		W/L	SCORE						
		TK	S	A	SK	YDS	TFL	YDS	QBH	NO	YDS	LG	TD	PD	FF	FR	YDS	TK	S	A	FF	FR	S	A								
09/08	Bengals									RESERVE/LEAGUE SUSP.																				W	21-20	
09/15	at Steelers									RESERVE/LEAGUE SUSP.																					W	28-26
09/22	Saints									RESERVE/LEAGUE SUSP.																					L	27-33
09/29	at Cardinals									RESERVE/LEAGUE SUSP.																					W	27-10
10/03	Rams									RESERVE/LEAGUE SUSP.																					W	30-29
10/13	at Browns									RESERVE/LEAGUE SUSP.																					W	32-28
10/20	Ravens	S	2	0	2	0.0	0.0	0	0	0	0	0	0	0	0	0	0	0	0	0	0	0	0	L	16-30							
10/27	at Falcons	S	1	0	1	0.0	0.0	0	0	1	0	0	0	0	0	0	0	0	0	0	0	0	0	W	27-20							
11/03	Buccaneers	S	5	5	0	0.0	0.0	0	0	0	0	0	0	0	0	0	0	0	0	0	0	0	0	W	40-34+							
2019 TOTALS		3-3	8	5	3	0.0	0.0	0	0	1	0	0	0	0	0	0	0	0	0	0	0	0	0	7-2								

+ - Overtime



64 | GUARD

JORDAN ROOS

Height: 6-3  
College:  
Seasons:  
Born:  
Hometown:

Weight: 302  
Purdue  
NFL : 3rd, Seahawks 3rd  
July 6, 1993  
Celina, Texas

TRANSACTIONS:

05/12/17: Signed by Seattle as undrafted FA  
09/01/18: Waived by Seattle  
09/02/18: Signed to Seattle PS  
01/07/19: Signed reserve/future contract with Seattle  
08/31/19: Released by Seattle  
09/01/19: Signed to Seattle's PS  
10/12/19: Signed to Seattle's active roster  
10/23/19: Waived by Seattle  
10/25/19: Signed to Seattle's PS  
10/29/19: Signed to Seattle's active roster

• Spent 2018 on the practice squad after playing in seven games 2017, mostly on special teams. Played a snap at fullback vs. Philadelphia (12/3/17).

**COLLEGE:** Was a four-year starter at right guard, starting 42 of 47 games played at Purdue, including the last 38 in a row.

**PERSONAL:** Attended Celina High and was a four-year letter-winner in football and three-star prospect by Rivals.com and Scout.com. Missed the majority of his senior season after injuring his knee but his team went 11-1 his junior season, winning the league title with a 4-0 record. Also earned four varsity letters in track and field. Was the 2009 USATF national champion in the shot put and the three-time 3A shot put state champion. Also won the 2012 3A state title in discus. Father, Peter, played football at East Texas State. Majored in organization leadership & supervision.

NFL CAREER HIGHLIGHTS:

JORDAN ROOS' NFL REGULAR SEASON STATISTICS			
DATE	TEAM	GP	GS
2017	Seahawks	7	0
2018	Seahawks	0	0
2019	Seahawks	1	0
NFL TOTALS		8	0

JORDAN ROOS' NFL POSTSEASON STATISTICS			
DATE	TEAM	GP	GS
2018	Seahawks	0	0
NFL TOTALS		0	0

JORDAN ROOS' 2019 GXG REGULAR SEASON STATISTICS (SEAHAWKS)				
DATE	OPPONENT	P/S		W/L SCORE
09/08	Bengals		PRACTICE SQUAD	W 21-20
09/15	at Steelers		PRACTICE SQUAD	W 28-26
09/22	Saints		PRACTICE SQUAD	L 27-33
09/29	at Cardinals		PRACTICE SQUAD	W 27-10
10/03	Rams		PRACTICE SQUAD	W 30-29
10/13	at Browns		DID NOT PLAY (NON-INJURY)	W 32-28
10/20	Ravens		INACTIVE	L 16-30
10/27	at Falcons		PRACTICE SQUAD	W 27-20
11/03	Buccaneers	P		W 40-34+
2019 TOTALS		1-0		7-2

+ - Overtime



7 | QUARTERBACK  
GENO SMITH

Height: 6-3      Weight: 221  
College:      West Virginia  
Seasons:      NFL : 7th. Seahawks 1st  
Born:      October 10, 1990  
Hometown:      Miramar, Fla.

TRANSACTIONS:

04/26/13: Drafted by N.Y. Jets (2nd round, 39th)  
10/26/17: Placed on IR (knee)  
03/20/17: Signed with N.Y. Giants as UFA  
04/03/18: Signed with L.A. Chargers as UFA  
05/15/19: Signed with Seattle as UFA  
08/31/19: Released by Seattle  
09/01/19: Signed by Seattle as FA

NFL HIGHLIGHTS:

- In six NFL seasons, started 31 of 40 games played, completing 523 of 906 passes for 6,182 yards, 29 touchdowns, 36 interceptions and a passer rating of 72.7.
- Named AFC Offensive Player of the Week in 2013 for his first three-touchdown performance in a Week 5 victory against Atlanta, becoming just the second rookie starting QB to win a road game on Monday Night Football.
- Posted three 300-yard performances and two three-touchdown games in his career.
- In the 2014 season finale at Miami (Dec. 28, 2014), recorded a perfect 158.3 passer rating after throwing for 358 yards and three touchdowns on 20-of-25 passing (80.0 pct.).

**HONORS:** 2013: AFC Offensive Player of the Week (Week 5 at Atlanta).

**COLLEGE:** Played four seasons (2009-12) at West Virginia, appearing in 44 games with 39 starts to post a 26-13 record as a starter. Team captain for three years. Completed 988 passes on 1,465 attempts (67.4 pct.) in his career for 11,662 yards and 98 TDs with 21 INTs. Set school records for completions, passing yards and TD passes in a career. Topped 300 passing yards in 15 career games. Set school single-season records as a senior in 2012 for total yards (4,356), completions (369) and TD passes (42). Spanning from the end of the 2011 season through the beginning of the 2012 campaign, recorded a streak of 327 passes without an INT. As a senior, was a finalist for the Manning Award and the Johnny Unitas Golden Arm Award. Earned second-team All-Big 12 honors from the conference coaches and The Associated Press. Named the 2012 Discover Orange Bowl MVP after completing 32-of-43 passes (74.4 pct.) for 407 yards and six TDs while adding another TD on the ground in West Virginia's 70-33 win over Clemson.

**PERSONAL:** Given name Eugene Cyril Smith III. Born in Miami, Fla. For My Cause, My Cleats in 2017, wore cleats promoting United Way of Miami Dade. Attended the United Way NYC Gridiron Gala with teammates to help raise over \$2 million in support of United Way's efforts in New York City. Earned a degree in English from West Virginia. Earned Parade All-America honors at Miramar (Fla.) High. Was recognized by EA Sports as a second team All-American. Lettered four years in football and basketball.

GENO SMITH'S NFL REGULAR SEASON PASSING/RUSHING STATISTICS																		
DATE TEAM	GP	GS	PASSING											RUSHING				
			ATT.	CMP.	PCT.	YDS	AVG.	TD	INT.	LG	SK	LST	RATE	NO.	YDS.	AVG.	LG	TD
2013 Jets	16	16	443	247	55.8	3,046	6.9	12	21	69t	43	315	66.5	72	366	5.1	32	6
2014 Jets	14	13	367	219	59.7	2,525	6.9	13	13	74t	28	175	77.5	59	238	4.0	18	1
2015 Jets	1	0	42	27	64.3	265	6.3	2	1	28	3	19	87.9	2	34	17.0	29	0
2016 Jets	2	1	14	8	57.1	126	9.0	1	1	69t	3	19	81.3	2	9	4.5	7	0
2017 Giants	2	1	36	21	58.3	212	5.9	1	0	47	3	12	84.5	4	12	3.0	10	0
2018 Chargers	5	0	4	1	25.0	8	2.0	0	0	8	1	16	39.6	8	2	0.3	9	0
2019 Seahawks	0	0	0	0	0.0	0	0.0	0	0	0	0	0	0.0	0	0	0.0	0	0
TOTALS	40	31	906	523	57.7	6,182	6.8	29	36	74t	81	556	72.7	147	661	4.5	32	7

ADDITIONAL STATS	
Receiving:	2013 (One reception for 13 yards). Career: One reception for 13 yards.

GENO SMITH'S SINGLE-GAME HIGHS: QUARTERBACK			
Pass Attempts	43 vs. Denver Broncos, Oct 12, 2014 ...1 more at 43.	Passer Rating	158.3 at Miami Dolphins, Dec 28, 2014
Pass Completions	27 at Oakland Raiders, Nov 01, 2015	Rush Attempts	10 vs. Oakland Raiders, Sep 07, 2014 ...2 more at 10.
Yards Passing	358 at Miami Dolphins, Dec 28, 2014	Rushing Yards	50 vs. Oakland Raiders, Dec 08, 2013
TD Passes	3 at Miami Dolphins, Dec 28, 2014 ...1 more at 3.	Longest Runs	32 vs. Oakland Raiders, Dec 08, 2013
Long Passes	74t at Miami Dolphins, Dec 28, 2014	Rushing TDs	1 at Green Bay Packers, Sep 14, 2014 ...6 more at 1.
Completion Percentage	82.1 vs. Oakland Raiders, Sep 07, 2014		

GENO SMITH'S 300-YARD PASSING GAMES (3): REGULAR SEASON						
DATE	TEAM	NO.	YDS.	AVG.	LG	TD
12/28/14	at Dolphins	20	358	17.9	74t	3
09/22/13	BILLS	16	331	20.7	69t	2
09/22/14	BEARS	26	316	12.2	51	1

GENO SMITH'S 2019 GXG REGULAR SEASON STATISTICS (SEAHAWKS)																			
DATE	OPPONENT	P/S	PASSING										RUSHING						
			ATT	CMP	YDS	PCT	Y/A	Y/C	TD	INT	LG	SK/YD	RATE	ATT	YDS	LG	TD	W/L	SCORE
09/08	Bengals																	W	21-20
09/15	at Steelers																	W	28-26
09/22	Saints																	L	27-33
09/29	at Cardinals																	W	27-10
10/03	Rams																	W	30-29
10/13	at Browns																	W	32-28
10/20	Ravens																	L	16-30
10/27	at Falcons																	W	27-20
11/03	Buccaneers																	W	40-34+
2019 TOTALS		0-0	0	0	0	0.0	0.0	0.0	0	0	0	0/0	0.0	0	0	0	0	7-2	

+ - Overtime

GENO SMITH'S 2018 GXG REGULAR SEASON STATISTICS (CHARGERS)																			
DATE	OPPONENT	P/S	PASSING										RUSHING						
			ATT	CMP	YDS	PCT	Y/A	Y/C	TD	INT	LG	SK/YD	RATE	ATT	YDS	LG	TD	W/L	SCORE
09/09	Chiefs																	L	28-38
09/16	at Bills	P	0	0	0	0.0	0.0	0.0	0	0	0	0/0	0.0	1	-1	-1	0	W	31-20
09/23	at Rams																	L	23-35
09/30	49ers																	W	29-27
10/07	Raiders																	W	26-10
10/14	at Browns	P	1	1	8	100.0	8.0	8.0	0	0	8	0/0	100.0	2	-2	-1	0	W	38-14
10/21	Titans																	W	20-19
11/04	at Seahawks																	W	25-17
11/11	at Raiders																	W	20-6
11/18	Broncos																	L	22-23
11/25	Cardinals	P	3	0	0	0.0	0.0	0.0	0	0	0	0/0	39.6	3	7	9	0	W	45-10
12/02	at Steelers	P	0	0	0	0.0	0.0	0.0	0	0	0	0/0	0.0	0	0	0	0	W	33-30
12/09	Bengals																	W	26-21
12/13	at Chiefs																	W	29-28
12/22	Ravens																	L	10-22
12/30	at Broncos	P	0	0	0	0.0	0.0	0.0	0	0	0	1/16	0.0	2	-2	-1	0	W	23-9
2018 TOTALS		5-0	4	1	8	25.0	2.0	8.0	0	0	8	1/16	39.6	8	2	9	0	12-4	

GENO SMITH'S 2017 GXG REGULAR SEASON STATISTICS (GIANTS)																			
DATE	OPPONENT	P/S	PASSING										RUSHING						
			ATT	CMP	YDS	PCT	Y/A	Y/C	TD	INT	LG	SK/YD	RATE	ATT	YDS	LG	TD	W/L	SCORE
09/10	at Cowboys																	L	3-19
09/18	Lions																	L	10-24
09/24	at Eagles																	L	24-27
10/01	at Buccaneers																	L	23-25
10/08	Chargers																	L	22-27
10/15	at Broncos																	W	23-10
10/22	Seahawks																	L	7-24
11/05	Rams	P	2	0	0	0.0	0.0	0.0	0	0	0	0/0	39.6	1	-1	-1	0	L	17-51
11/12	at 49ers																	L	21-31
11/19	Chiefs																	W	12-9+
11/23	at Redskins																	L	10-20
12/03	at Raiders	S	34	21	212	61.8	6.2	10.1	1	0	47	3/12	89.3	3	13	10	0	L	17-24
12/10	Cowboys																	L	10-30
12/17	Eagles																	L	29-34
12/24	at Cardinals																	L	0-23
12/31	Redskins																	W	18-10
2017 TOTALS		2-1	36	21	212	58.3	5.9	10.1	1	0	47	3/12	84.5	4	12	10	0	3-13	

+ - Overtime


GENO SMITH'S 2016 GXG REGULAR SEASON STATISTICS (JETS)																			
DATE	OPPONENT	P/S	PASSING									RUSHING							SCORE
			ATT	CMP	YDS	PCT	Y/A	Y/C	TD	INT	LG	SK/YD	RATE	ATT	YDS	LG	TD	W/L	
09/11	Bengals																	L	22-23
09/15	at Bills																	W	37-31
09/25	at Chiefs																	L	3-24
10/02	Seahawks																	L	17-27
10/09	at Steelers																	L	13-31
10/17	at Cardinals	P	6	4	31	66.7	5.2	7.8	0	1	17	1/8	39.6	1	2	2	0	L	3-28
10/23	Ravens	S	8	4	95	50.0	11.9	23.8	1	0	69t	2/11	132.8	1	7	7	0	W	24-16
10/30	at Browns																	W	31-28
11/06	at Dolphins																	L	23-27
11/13	Rams																	L	6-9
11/27	Patriots																	L	17-22
12/05	Colts																	L	10-41
12/11	at 49ers																	W	23-17+
12/17	Dolphins																	L	13-34
12/24	at Patriots																	L	3-41
01/01	Bills																	W	30-10
2016 TOTALS		2-1	14	8	126	57.1	9.0	15.8	1	1	69t	3/19	81.3	2	9	7	0	5-11	
+ - Overtime																			

GENO SMITH'S 2015 GXG REGULAR SEASON STATISTICS (JETS)																			
DATE	OPPONENT	P/S	PASSING									RUSHING							SCORE
			ATT	CMP	YDS	PCT	Y/A	Y/C	TD	INT	LG	SK/YD	RATE	ATT	YDS	LG	TD	W/L	
09/13	Browns																	W	31-10
09/21	at Colts																	W	20-7
09/27	Eagles																	L	17-24
10/04	at Dolphins																	W	27-14
10/18	Redskins																	W	34-20
10/25	at Patriots																	L	23-30
11/01	at Raiders	P	42	27	265	64.3	6.3	9.8	2	1	28	3/19	87.9	2	34	29	0	L	20-34
11/08	Jaguars																	W	28-23
11/12	Bills																	L	17-22
11/22	at Texans																	L	17-24
11/29	Dolphins																	W	38-20
12/06	at Giants																	W	23-20+
12/13	Titans																	W	30-8
12/19	at Cowboys																	W	19-16
12/27	Patriots																	W	26-20+
01/03	at Bills																	L	17-22
2015 TOTALS		1-0	42	27	265	64.3	6.3	9.8	2	1	28	3/19	87.9	2	34	29	0	10-6	
+ - Overtime																			

GENO SMITH'S 2014 GXG REGULAR SEASON STATISTICS (JETS)																			
DATE	OPPONENT	P/S	PASSING									RUSHING							SCORE
			ATT	CMP	YDS	PCT	Y/A	Y/C	TD	INT	LG	SK/YD	RATE	ATT	YDS	LG	TD	W/L	
09/07	Raiders	S	28	23	221	82.1	7.9	9.6	1	1	26	2/31	96.6	10	38	17	0	W	19-14
09/14	at Packers	S	32	16	176	50.0	5.5	11.0	1	1	29t	1/7	64.1	7	26	9	1	L	24-31
09/22	Bears	S	43	26	316	60.5	7.3	12.2	1	2	51	3/16	71.5	3	20	11	0	L	19-27
09/28	Lions	S	33	17	209	51.5	6.3	12.3	1	1	32	2/5	68.9	4	4	2	0	L	17-24
10/05	at Chargers	S	12	4	27	33.3	2.3	6.8	0	1	9	0/0	7.6	1	3	3	0	L	0-31
10/12	Broncos	S	43	23	190	53.5	4.4	8.3	2	1	27	4/17	70.9	2	11	11	0	L	17-31
10/16	at Patriots	S	34	20	226	58.8	6.6	11.3	1	0	28	3/21	88.6	7	37	10	0	L	25-27
10/26	Bills	S	8	2	5	25.0	0.6	2.5	0	3	4	0/0	0.0	1	0	0	0	L	23-43
11/02	at Chiefs																	L	10-24
11/09	Steelers																	W	20-13
11/24	at Bills	P	12	10	89	83.3	7.4	8.9	0	0	28	2/9	97.6	2	4	4	0	L	3-38
12/01	Dolphins	S	13	7	65	53.8	5.0	9.3	0	1	20	2/16	35.7	4	19	13	0	L	13-16
12/07	at Vikings	S	29	18	254	62.1	8.8	14.1	1	1	45	3/12	87.4	6	33	18	0	L	24-30+
12/14	at Titans	S	28	16	179	57.1	6.4	11.2	1	0	48	3/16	88.2	4	16	10	0	W	16-11
12/21	Patriots	S	27	17	210	63.0	7.8	12.4	1	1	26	2/19	83.9	3	9	6	0	L	16-17
12/28	at Dolphins	S	25	20	358	80.0	14.3	17.9	3	0	74t	1/6	158.3	5	18	6	0	W	37-24
2014 TOTALS		14-13	367	219	2,525	59.7	6.9	11.5	13	13	74t	28/175	77.5	59	238	18	1	4-12	
+ - Overtime																			

GENO SMITH'S 2013 GXG REGULAR SEASON STATISTICS (JETS)																			
DATE	OPPONENT	P/S	PASSING										RUSHING						
			ATT	CMP	YDS	PCT	Y/A	Y/C	TD	INT	LG	SK/YD	RATE	ATT	YDS	LG	TD	W/L	SCORE
09/08	Buccaneers	S	38	24	256	63.2	6.7	10.7	1	1	26	5/42	80.6	6	47	13	0	W	18-17
09/12	at Patriots	S	35	15	214	42.9	6.1	14.3	0	3	37	4/25	27.6	3	17	16	0	L	10-13
09/22	Bills	S	29	16	331	55.2	11.4	20.7	2	2	69t	0/0	89.9	4	14	8t	1	W	27-20
09/29	at Titans	S	34	23	289	67.6	8.5	12.6	1	2	36	5/50	79.2	3	7	16	0	L	13-38
10/07	at Falcons	S	20	16	199	80.0	10.0	12.4	3	0	47	4/29	147.7	3	21	8	0	W	30-28
10/13	Steelers	S	34	19	201	55.9	5.9	10.6	0	2	29	3/17	48.8	3	8	9	0	L	6-19
10/20	Patriots	S	33	17	233	51.5	7.1	13.7	1	1	27	4/27	71.9	6	32	14	1	W	30-27+
10/27	at Bengals	S	30	20	159	66.7	5.3	8.0	0	2	26	3/28	51.9	2	8	5	0	L	9-49
11/03	Saints	S	19	8	115	42.1	6.1	14.4	0	0	44	2/0	62.4	6	18	6	1	W	26-20
11/17	at Bills	S	23	8	103	34.8	4.5	12.9	0	3	38	4/30	10.1	1	0	0	0	L	14-37
11/24	at Ravens	S	22	9	127	40.9	5.8	14.1	0	2	30	3/22	22.3	3	6	5	0	L	3-19
12/01	Dolphins	S	10	4	29	40.0	2.9	7.3	0	1	12	1/8	8.3	1	2	2	0	L	3-23
12/08	Raiders	S	25	16	219	64.0	8.8	13.7	1	1	32	1/10	88.6	5	50	32	1	W	37-27
12/15	at Panthers	S	28	15	167	53.6	6.0	11.1	1	1	35	4/27	68.6	6	44	14	0	L	20-30
12/22	Browns	S	36	20	214	55.6	5.9	10.7	2	0	22	0/0	91.7	10	48	17t	1	W	24-13
12/29	at Dolphins	S	27	17	190	63.0	7.0	11.2	0	0	34	0/0	83.9	10	44	12	1	W	20-7
2013 TOTALS			16-16	443	247	3,046	55.8	6.9	12.3	12	21	69t	43/315	66.5	72	366	32	6	8-8

+ - Overtime



# 24 | CORNERBACK JAMAR TAYLOR

Height: 5-11      Weight: 192  
College:          Boise State  
Seasons:          NFL : 7th. Seahawks 1st  
Born:              September 29, 1990  
Hometown:        San Diego, Calif.

### TRANSACTIONS:

04/26/13: Drafted by Miami (2nd round, 54th)  
12/23/14: Placed on IR (shoulder)  
04/30/16: Traded to Cleveland  
12/10/16: Signed renegotiated contract with Cleveland  
05/18/18: Signed renegotiated contract with Cleveland  
05/21/18: Traded to Arizona  
11/20/18: Waived by Arizona  
12/04/18: Signed by Denver as FA  
05/09/19: Signed by Seattle as FA  
09/01/19: Released by Seattle  
09/10/19: Signed by Seattle as a FA

### CAREER HIGHLIGHTS:

- In 2017, established career highs in games played (16), starts (15) and tackles (62), while adding a half sack, forced fumble and 10 passes defended.
- Led Cleveland in 2016 with career highs in INTs (three) and passes defended (13).

- Has totaled 219 tackles (179 solo), three INTs, 28 passes defended, one fumble recovery, two forced fumbles 78 games (41 starts) since entering the league as a second-round pick (54th overall) of Miami in the 2013 NFL Draft.

**COLLEGE:** Totaled 137 tackles, 18 passes defended, seven INTs, six forced fumbles and five sacks in 48 games (20 starts). Earned first-team All-Mountain West recognition with 51 tackles, nine passes defended, a team-high four INTs, three forced fumbles and 2.5 sacks as a senior in 2012. Started nine games, missing four with a stress fracture in his leg, as a junior in 2011. Started all 12 games and totaled 35 tackles, three forced fumbles and two sacks as a redshirt sophomore in 2010. Redshirted the 2009 campaign due to a knee injury. Played all 14 games (one start) as a true freshman. Graduated with a degree in communications.

**PERSONAL:** Attended Helix (La Mesa, CA) High School where he totaled 155 tackles, 19 passes defended, nine INTs, four forced fumbles and four fumble recoveries in his prep career. Also played basketball and ran track. Holds an annual turkey drive in San Diego for Thanksgiving and Christmas. Wife, Mackenzie Flanagan, went to Chandler (AZ) High School and was a record-setting sprinter at Boise State. The couple has a daughter, Darnelle.

### JAMAR TAYLOR'S NFL REGULAR SEASON DEFENSIVE STATISTICS

DATE	TEAM	GP	GS	TK	S	A	TACKLES				QBH	INTERCEPTIONS				O. FUMB			ST					
							TFL	YDS	SK	YDS		NO	YDS	LG	TD	PD	FF	FR	YDS	TK	S	A	FF	FR
2013	Dolphins	9	0	1	1	0	0	0	0.0	0.0	0	0	0	0	0	0	0	0	2	2	0	0	0	
2014	Dolphins	12	3	29	28	1	3	8	0.0	0.0	0	0	0	0	0	0	0	0	2	2	0	0	0	
2015	Dolphins	12	6	48	35	13	0	0	0.0	0.0	0	0	0	0	4	0	1	31	0	0	0	0	0	
2016	Browns	15	14	57	46	11	0	0	0.0	0.0	1	3	43	29	0	13	0	0	0	0	0	0	0	
2017	Browns	16	15	62	48	14	3	7	0.5	3.5	1	0	0	0	0	10	1	0	0	0	0	0	0	
2018	Browns	0	0	0	0	0	0	0	0.0	0.0	0	0	0	0	0	0	0	0	0	0	0	0	0	
Went from Browns to Cardinals.																								
2018	Cardinals	10	3	17	15	2	0	0	0.0	0.0	0	0	0	0	0	1	0	0	0	0	0	0	0	
Went from Cardinals to Broncos.																								
2018	Broncos	4	0	1	1	0	0	0	0.0	0.0	0	0	0	0	0	0	1	0	0	0	0	0	0	
2018	TOTAL	14	3	18	16	2	0	0	0.0	0.0	0	0	0	0	0	1	1	0	0	0	0	0	0	
2019	Seahawks	8	0	16	13	3	0	0	0.0	0.0	0	0	0	0	0	2	0	0	0	1	0	1	0	0
NFL TOTALS		86	41	231	187	44	6	15	0.5	3.5	2	3	43	29	0	30	2	1	31	5	4	1	0	0

### JAMAR TAYLOR'S SINGLE-GAME HIGHS: DEFENSIVE

<b>Total Tackles</b>	9 at Baltimore Ravens, Sep 17, 2017 ...1 more at 9.	<b>Tackles For Loss</b>	2 at Baltimore Ravens, Sep 17, 2017
<b>Sacks</b>	0.5 at Chicago Bears, Dec 24, 2017	<b>Interceptions</b>	1 vs. San Diego Chargers, Dec 24, 2016 ...2 more at 1.
<b>Passes Defended</b>	4 vs. New York Jets, Oct 30, 2016	<b>Interception Return Yards</b>	29 at Washington Redskins, Oct 02, 2016
<b>Forced Fumbles</b>	1 at San Francisco 49ers, Dec 09, 2018 ...1 more at 1.	<b>Special Teams Tackles</b>	2 at Oakland Raiders, Sep 28, 2014
<b>Fumble Recoveries</b>	1 at Tennessee Titans, Oct 18, 2015		



JAMAR TAYLOR'S 2019 GXG REGULAR SEASON STATISTICS (SEAHAWKS)																									
		TACKLES								INTERCEPTIONS					O. FUMB			ST					MISC		W/L SCORE
DATE	OPPONENT	TK	S	A	SK	YDS	TFL	YDS	QBH	NO	YDS	LG	TD	PD	FF	FR	YDS	TK	S	A	FF	FR	S	A	
09/15 at Steelers	P	1	1	0	0.0	0.0	0	0	0	0	0	0	0	0	0	0	0	0	0	0	0	0	0	0	W 28-26
09/22 Saints	P	2	1	1	0.0	0.0	0	0	0	0	0	0	0	0	0	0	0	1	0	1	0	0	0	0	L 27-33
09/29 at Cardinals	P	2	2	0	0.0	0.0	0	0	0	0	0	0	0	0	0	0	0	0	0	0	0	0	0	0	W 27-10
10/03 Rams	P	1	1	0	0.0	0.0	0	0	0	0	0	0	0	2	0	0	0	0	0	0	0	0	0	0	W 30-29
10/13 at Browns	P	2	1	1	0.0	0.0	0	0	0	0	0	0	0	0	0	0	0	0	0	0	0	0	0	0	W 32-28
10/20 Ravens	P	0	0	0	0.0	0.0	0	0	0	0	0	0	0	0	0	0	0	0	0	0	0	0	0	0	L 16-30
10/27 at Falcons	P	7	6	1	0.0	0.0	0	0	0	0	0	0	0	0	0	0	0	0	0	0	0	0	0	0	W 27-20
11/03 Buccaneers	P	1	1	0	0.0	0.0	0	0	0	0	0	0	0	0	0	0	0	0	0	0	0	0	0	0	W 40-34+
2019 TOTALS	8-0	16	13	3	0.0	0.0	0	0	0	0	0	0	0	2	0	0	0	1	0	1	0	0	0	0	6-2
+ - Overtime																									



# 23 | CORNERBACK NEIKO THORPE

Height: 6-2      Weight: 210  
College: Auburn  
Seasons: NFL : 7th. Seahawks 4th  
Born: February 11, 1990  
Hometown: Tucker, Ga.

**2019 SEASON:**

09/15 at PIT: Inactive (hamstring).  
09/22 vs. NO: Inactive (hamstring).  
09/29 at AZ: Inactive (hamstring).

**TRANSACTIONS:**

03/30/12: Signed with Kansas City as undrafted FA  
08/31/12: Waived by Kansas City  
09/01/12: Signed to Kansas City PS  
10/06/12: Signed to Kansas City 53-man roster  
10/09/12: Waived by Kansas City  
10/11/12: Signed to Kansas City PS  
11/12/12: Signed to Kansas City 53-man roster  
08/25/13: Waived by Kansas City  
01/13/14: Signed reserve/future contract with Oakland  
04/08/15: Re-signed with Oakland as exclusive rights FA  
04/18/16: Re-signed with Oakland as restricted FA  
09/03/16: Waived by Oakland  
09/04/16: Claimed off waivers by Indianapolis  
09/06/16: Waived by Indianapolis  
09/13/16: Signed by Seattle as FA  
03/15/17: Signed by Seattle as UFA

**NFL CAREER HIGHLIGHTS:**

• Was selected 2018 special teams captain by his teammates. Has recorded 34 special teams tackles in addition to two fumble recoveries on special teams in his career.

• Played in 14 games in 2015, including first two career starts. Totaled a career-best 36 tackles (33 solo) and first-career interception to go along with six passes defended.

• Made first-career start at cornerback at Cleveland (9/27/15) and notched five solo tackles.

• Spent 2013 with the Toronto Argonauts of the CFL after spending the offseason and training camp with the Kansas City Chiefs. Totaled six tackles and one fumble recovery with Toronto.

**COLLEGE:** Played in 51 games with 40 starts at Auburn, compiling 279 tackles (172 solo), seven interceptions, 35 passes defended, one fumble recovery and one blocked field goal returned for a TD. Started all 13 contests as a senior in 2011, registering 102 tackles (51), six passes defended and a fumble recovery. Appeared in 14 games (13 starts) as a junior in 2010, earning second-team Preseason All-SEC honors and helping the Tigers capture the 2010 BCS National Championship. Ranked third on the team with 64 tackles and finished with a team-best nine passes defended that same year. Started all 13 games as a sophomore in 2009, tying for 20th in the SEC with an average of 6.5 tackles per game and finishing third on team with 84 tackles. Played in 11 games (one start) as a true freshman in 2008, earning a spot on the Coaches' All-SEC Freshman Team. Majored in philosophy.

**PERSONAL:** Attended Tucker (Ga.) High School. Named an Under Armour All-American as a senior. Had 64 tackles including six tackles for loss, 11 passes defended, three interceptions and forced a fumble as a senior. Rated as 11th best cornerback in nation by Scouts.com and ranked 53rd best player in Georgia by SuperPrep. Also ran track.

NEIKO THORPE'S NFL REGULAR SEASON DEFENSIVE STATISTICS																								
DATE	TEAM	GP	GS	TK	S	A	TACKLES				QBH	INTERCEPTIONS				O. FUMB				ST				
							TFL	YDS	SK	YDS		NO	YDS	LG	TD	PD	FF	FR	YDS	TK	S	A	FF	FR
2012	Chiefs	9	0	4	4	0	0	0	0.0	0.0	0	0	0	0	0	0	0	0	0	1	1	0	0	0
2014	Raiders	14	0	2	1	1	0	0	0.0	0.0	0	0	0	0	0	1	0	0	0	6	6	0	0	0
2015	Raiders	14	2	36	33	3	1	3	0.0	0.0	0	1	-12	0	0	6	0	0	0	4	4	0	0	0
2016	Seahawks	15	0	10	7	3	0	0	0.0	0.0	0	0	0	0	0	0	0	1	0	9	6	3	0	0
2017	Seahawks	14	0	2	2	0	0	0	0.0	0.0	0	0	0	0	0	2	0	0	0	10	8	2	0	1
2018	Seahawks	12	0	2	2	0	0	0	0.0	0.0	0	0	0	0	0	0	0	0	0	5	3	2	0	1
2019	Seahawks	6	0	2	2	0	0	0	0.0	0.0	0	0	0	0	0	0	0	0	0	3	1	2	0	0
NFL TOTALS		84	2	58	51	7	1	3	0.0	0.0	0	1	-12	0	0	9	0	1	0	38	29	9	0	2

NEIKO THORPE'S NFL POSTSEASON DEFENSIVE STATISTICS																								
DATE	TEAM	GP	GS	TK	S	A	TACKLES				QBH	INTERCEPTIONS				PD	O. FUMB			ST				
							TFL	YDS	SK	YDS		YDS	LG	TD	FF		FR	YDS	TK	S	A	FF	FR	
2016	Seahawks	2	0	2	2	0	0	0	0.0	0.0	0	0	0	0	0	0	0	0	0	1	1	0	0	0
2018	Seahawks	1	0	0	0	0	0	0	0.0	0.0	0	0	0	0	0	0	0	0	0	0	0	0	0	0
NFL TOTALS		3	0	2	2	0	0	0	0.0	0.0	0	0	0	0	0	0	0	0	0	1	1	0	0	0

NEIKO THORPE'S SINGLE-GAME HIGHS: DEFENSIVE					
Total Tackles	7 vs. New York Jets, Nov 01, 2015		Interceptions	1 vs. Baltimore Ravens, Sep 20, 2015	
Passes Defended	3 vs. Baltimore Ravens, Sep 20, 2015		Special Teams Tackles	2 vs. Los Angeles Rams, Oct 07, 2018	
Tackles For Loss	1 at Chicago Bears, Oct 04, 2015			...5 more at 2.	
			Special Teams Fumble Recoveries	1 vs. San Francisco 49ers, Dec 02, 2018	
				...1 more at 1.	

NEIKO THORPE'S 2019 GXG REGULAR SEASON STATISTICS (SEAHAWKS)																										
		TACKLES								INTERCEPTIONS					O. FUMB			ST					MISC		W/L	SCORE
DATE	OPPONENT	TK	S	A	SK	YDS	TFL	YDS	QBH	NO	YDS	LG	TD	PD	FF	FR	YDS	TK	S	A	FF	FR	S	A		
09/08	Bengals	P	0	0	0	0.0	0.0	0	0	0	0	0	0	0	0	0	0	0	0	0	0	0	0	0	W	21-20
09/15	at Steelers									INACTIVE															W	28-26
09/22	Saints									INACTIVE															L	27-33
09/29	at Cardinals									INACTIVE															W	27-10
10/03	Rams	P	0	0	0	0.0	0.0	0	0	0	0	0	0	0	0	0	0	0	0	0	0	0	0	0	W	30-29
10/13	at Browns	P	0	0	0	0.0	0.0	0	0	0	0	0	0	0	0	0	0	0	0	0	0	0	0	0	W	32-28
10/20	Ravens	P	0	0	0	0.0	0.0	0	0	0	0	0	0	0	0	0	0	1	1	0	0	0	0	0	L	16-30
10/27	at Falcons	P	2	2	0	0.0	0.0	0	0	0	0	0	0	0	0	0	0	1	0	1	0	0	0	0	W	27-20
11/03	Buccaneers	P	0	0	0	0.0	0.0	0	0	0	0	0	0	0	0	0	0	1	0	1	0	0	0	0	W	40-34+
2019 TOTALS		6-0	2	2	0	0.0	0.0	0	0	0	0	0	0	0	0	0	0	3	1	2	0	0	0	0	7-2	

+ - Overtime



# 17 | WIDE RECEIVER MALIK TURNER

Height: 6-2      Weight: 202  
College: Illinois  
Seasons: NFL : 2nd. Seahawks 2nd  
Born: January 30, 1996  
Hometown: Springfield, Ill.  
Pronunciation: muh-LEEK

## 2019 SEASON:

09/15 at PIT: Set career highs with three receptions and 54 yards and a long reception of 30 yards.

## TRANSACTIONS:

07/29/18: Signed by Seattle as FA  
09/01/18: Waived by Seattle  
09/11/18: Signed to Seattle PS  
10/31/18: Signed to Seattle 53-man roster  
12/22/18: Waived by Seattle

12/25/18: Signed to Seattle PS  
01/01/19: Signed to Seattle 53-man roster

## NFL CAREER HIGHLIGHTS:

• Played in six games in 2018, making two receptions for 20 yards with a long of 19 yards.

**COLLEGE:** Played four seasons for Illinois, and finished career with the ninth-most receiving yards (1,804) and ninth-most receptions (143) in school history. Also had 10 receiving touchdowns.

**PERSONAL:** Attended Sacred Heart-Griffin High School in Springfield, Ill.

## MALIK TURNER'S NFL REGULAR SEASON RUSHING/RECEIVING STATISTICS

DATE TEAM	GP GS	RECEIVING					RUSHING				
		NO.	YDS	AVG	LG	TD	NO.	YDS.	AVG.	LG	TD
2018 Seahawks	6 0	2	20	10.0	19	0	0	0	0.0	0	0
2019 Seahawks	9 1	7	118	16.9	30	0	0	0	0.0	0	0
NFL TOTALS	15 1	9	138	15.3	30	0	0	0	0.0	0	0

## MALIK TURNER'S NFL POSTSEASON RUSHING/RECEIVING STATISTICS

DATE TEAM	GP GS	RECEIVING					RUSHING				
		NO.	YDS	AVG	LG	TD	NO.	YDS.	AVG.	LG	TD
2018 Seahawks	0 0	0	0	0.0	0	0	0	0	0.0	0	0
NFL TOTALS	0 0	0	0	0.0	0	0	0	0	0.0	0	0

## MALIK TURNER'S SINGLE-GAME HIGHS: RUSHING/RECEIVING

<b>Receptions</b>	3 at Pittsburgh Steelers, Sep 15, 2019	<b>Longest Receptions</b>	30 at Pittsburgh Steelers, Sep 15, 2019
<b>Receiving Yards</b>	54 at Pittsburgh Steelers, Sep 15, 2019	<b>All-purpose yards</b>	54 at Pittsburgh Steelers, Sep 15, 2019


## MALIK TURNER'S 2019 GXG REGULAR SEASON STATISTICS (SEAHAWKS)

DATE OPPONENT	P/S	RECEIVING					RUSHING					TD	W/L	SCORE
		NO	YDS	AVG	LG	TD	NO	YDS	AVG	LG	TD			
09/08 Bengals	P	0	0	0.0	0	0	0	0	0.0	0	0	0	W	21-20
09/15 at Steelers	P	3	54	18.0	30	0	0	0	0.0	0	0	0	W	28-26
09/22 Saints	P	2	19	9.5	11	0	0	0	0.0	0	0	0	L	27-33
09/29 at Cardinals	P	0	0	0.0	0	0	0	0	0.0	0	0	0	W	27-10
10/03 Rams	P	0	0	0.0	0	0	0	0	0.0	0	0	0	W	30-29
10/13 at Browns	P	0	0	0.0	0	0	0	0	0.0	0	0	0	W	32-28
10/20 Ravens	P	1	24	24.0	24	0	0	0	0.0	0	0	0	L	16-30
10/27 at Falcons	S	1	21	21.0	21	0	0	0	0.0	0	0	0	W	27-20
11/03 Buccaneers	P	0	0	0.0	0	0	0	0	0.0	0	0	0	W	40-34+
2019 TOTALS	9-1	7	118	16.9	30	0	0	0	0.0	0	0	0	7-2	

+ - Overtime

MALIK TURNER'S 2018 GXG REGULAR SEASON STATISTICS (SEAHAWKS)												
DATE	OPPONENT	P/S	RECEIVING					RUSHING				
			NO	YDS	AVG	LG	TD	NO	YDS	AVG	LG	TD
09/09 at Broncos							DID NOT PLAY					
09/17 at Bears							DID NOT PLAY					
09/23 Cowboys							DID NOT PLAY					
09/30 at Cardinals							DID NOT PLAY					
10/07 Rams							DID NOT PLAY					
10/14 at Raiders							DID NOT PLAY					
10/28 at Lions							PRACTICE SQUAD					
11/04 Chargers	P		0	0	0.0	0	0	0	0	0.0	0	0
11/11 at Rams							DID NOT PLAY (NON-INJURY)					
11/15 Packers	P		0	0	0.0	0	0	0	0	0.0	0	0
11/25 at Panthers	P		1	19	19.0	19	0	0	0	0.0	0	0
12/02 49ers	P		1	1	1.0	1	0	0	0	0.0	0	0
12/10 Vikings	P		0	0	0.0	0	0	0	0	0.0	0	0
12/16 at 49ers	P		0	0	0.0	0	0	0	0	0.0	0	0
12/23 Chiefs							DID NOT PLAY					
12/30 Cardinals							DID NOT PLAY					
2018 TOTALS	6-0		2	20	10.0	19	0	0	0	0.0	0	0
+ - Overtime												

MALIK TURNER'S 2018 GXG POSTSEASON STATISTICS (SEAHAWKS)												
DATE	OPPONENT	P/S	RECEIVING					RUSHING				
			NO	YDS	AVG	LG	TD	NO	YDS	AVG	LG	TD
01/05 at Cowboys							INACTIVE					
2018 TOTALS	0-0		0	0	0.0	0	0	0	0	0.0	0	0



15 | WIDE RECEIVER  
JOHN URSUA

Height: 5-9      Weight: 182  
College:      Hawaii  
Season:      Rookie  
Born:      January 17, 1994  
Hometown:      Kailua-Kona, Hawaii  
Pronunciation:      err-SOO-uh

TRANSACTIONS:

04/27/19:      Drafted by Seattle (7th Round, 236th)

**HOW ACQUIRED:** Drafted with the 22nd pick in the seventh round of the 2019 NFL Draft after the team traded into the round to select him. Third player selected out of Hawai'i in club history (Last: Wayne Hunter, 2003).

**COLLEGE:** Played in 33 games in his career and recorded 189 receptions for 2,662 yards (14.1 avg.), 24 receiving TDs, and two rushing TDs.

**RS Junior:** Named to the All-Mountain West First Team. Led the nation in receiving touchdowns with 16. Also had one rushing score at Army (Sept. 15). Ranked fifth nationally in receiving yards (1,343) and eighth in receiving yards per game (103.3). Mountain West leader in receiving TDs, receiving yards, receiving yards per game, and total touchdowns.

**RS Sophomore:** Played in six games before suffering a season-ending injury vs. San José State. Entered that game leading the nation in receiving yards per game (130.6) and second in receptions per game (9.2). Finished the year with 47 receptions, 667 yards, and 5 TDs while averaging 14.2 yards per catch. Had 12 catches for 272 yards and one touchdown at UMass (Aug. 26)

which was the single-game best nationally in 2017.

**RS Freshman:** Appeared in all 14 games, making 13 starts at 'H' receiver on the inside. Finished second on the team with 53 catches for 652 yards. Hauled in three touchdown catches and had two 100-yard games.

**Freshman:** Redshirted. Earned the team's offensive Scout Team Award.

**PERSONAL:** Prior To UH, served a two-year church mission in Paris, France. A 2012 graduate of Cedar High School in Saratoga, Utah. Earned a total of 12 varsity letters in football, baseball and track and field. Named Region 9 Offensive Most Valuable Player in his senior season, throwing for 1,005 yards and 10 touchdowns, and rushing for 1,539 and 16 touchdowns as quarterback at Cedar High School. Named all-Valley Offensive Most Valuable Player and received class 4A all-state honorable mention as a junior at Westlake High School, where he threw for 1,478 yards and 21 touchdowns, rushing for 723 yards with 14 touchdowns. Born in Kailua-Kona, Hawai'i. Nickname is "J-Dub". Majored in human development and family studies. Speaks both French and Hawaiian. Has two older brothers and two older sisters. Parents are Larry and Laurie Ursua of Kailua-Kona, Hawai'i.

JOHN URSUA'S NFL REGULAR SEASON RUSHING/RECEIVING STATISTICS

		RECEIVING						RUSHING					
DATE	TEAM	GP	GS	NO.	YDS	AVG	LG	TD	NO.	YDS.	AVG.	LG	TD
2019	Seahawks	1	0	0	0	0.0	0	0	0	0	0.0	0	0
NFL TOTALS		1	0	0	0	0.0	0	0	0	0	0.0	0	0

JOHN URSUA'S NFL REGULAR SEASON RETURN STATISTICS

		KICKOFF RETURNS					PUNT RETURNS					
DATE	TEAM	RET.	YDS.	AVG.	LG	TD	NO.	FC	YDS	AVG	LG	TD
2019	Seahawks	0	0	0.0	0	0	0	0	0	0.0	0	0
NFL TOTALS		0	0	0.0	0	0	0	0	0	0.0	0	0

JOHN URSUA'S 2019 GXG REGULAR SEASON STATISTICS (SEAHAWKS)

		RECEIVING						RUSHING					
DATE	OPPONENT	P/S	NO	YDS	AVG	LG	TD	NO	YDS	AVG	LG	TD	W/L SCORE
09/08	Bengals						INACTIVE						W 21-20
09/15	at Steelers	P	0	0	0.0	0	0	0	0	0.0	0	0	W 28-26
09/22	Saints						INACTIVE						L 27-33
09/29	at Cardinals						INACTIVE						W 27-10
10/03	Rams						INACTIVE						W 30-29
10/13	at Browns						INACTIVE						W 32-28
10/20	Ravens						INACTIVE						L 16-30
10/27	at Falcons						INACTIVE						W 27-20
11/03	Buccaneers						INACTIVE						W 40-34+
2019 TOTALS		1-0	0	0	0.0	0	0	0	0	0.0	0	0	7-2

+ - Overtime



<b>Height:</b> 6-0	<b>Weight:</b> 242
<b>College:</b>	Utah State
<b>Seasons:</b>	NFL : 8th. Seahawks 8th
<b>Born:</b>	June 27, 1990
<b>Hometown:</b>	Ontario, Calif.



- A three-time team captain, has started 108 of 109 games played over seven-plus seasons and has recorded 971 tackles (590 solo), 16.5 sacks, 9 INTs, 42 passes defended, 4 forced fumbles, 7 fumble recoveries, and 4 touchdowns.
- Selected to five Pro Bowls and a five-time All-Pro (four-time First-Team All-Pro).
- Set franchise record for longest interception return, returning a pick 98 yards for a TD against San Francisco (12/2/18).
- In 2016, started all 16 games leading the NFL and setting a franchise record with a career-high 167 tackles (85 solo).
- Was voted to his first Pro Bowl in 2014, in addition to being selected Associated Press First-Team All-Pro, despite missing five games due to a foot injury, tallied 104 tackles (67 solo), 2.0 sacks and three passes defended.
- Started all three postseason games in 2013 and tied Kam Chancellor for

**PERSONAL:** Dubbed the “Hardest Hitter” in college by The Sporting News, becoming the first player to ever lead the conference in tackles three consecutive seasons and is one of four to accomplish that feat at Utah State. One of 30 NCAA Football Bowl Subdivision (FBS) student-athletes selected as a candidate for the 2011 Lowe’s Award for excellence both on and off the field. Attended Colony High School where he lettered as a tight end and linebacker, guiding the team in each of his final two seasons to consecutive 12-2 finishes, capturing the CIF division title. Named to the All-CIF Central Division squad as a senior and picked up All-State California Division II second-team honors, as he recorded 125 tackles (92 solo) and four sacks, while hauling in 37 receptions for 595 yards and 11 touchdowns. A business entrepreneurship major at Utah State. Active in the community. Son of Bobby and the late Phenia Wagner. Born on June 27, 1990 in Los Angeles.

BOBBY WAGNER'S NFL REGULAR SEASON DEFENSIVE STATISTICS																									
DATE	TEAM	GP	GS	TK	S	A	TACKLES				QBH	INTERCEPTIONS				O. FUMB				ST					
							TFL	YDS	SK	YDS		NO	YDS	LG	TD	FF	FR	YDS	TK	S	A	FF	FR		
2012	Seahawks	16	15	139	86	53	9	4	2.0	11.0	5	3	55	45	0	4	0	0	0	1	1	0	0	0	
2013	Seahawks	14	14	119	71	48	4	30	5.0	36.5	6	2	9	9	0	7	0	1	0	1	1	0	0	0	
2014	Seahawks	11	11	104	67	37	10	32	2.0	13.0	6	0	0	0	0	3	0	0	0	0	0	0	0	0	
2015	Seahawks	15	15	114	67	47	2	7	0.5	4.5	4	0	0	0	0	7	2	3	45	0	0	0	0	0	
2016	Seahawks	16	16	167	85	82	7	36	4.5	27.0	18	1	9	9	0	3	0	1	0	0	0	0	0	0	
2017	Seahawks	16	16	133	97	36	13	40	1.5	13.0	13	2	7	7	0	6	0	1	21	0	0	0	0	0	
2018	Seahawks	15	15	138	84	54	6	29	1.0	9.0	8	1	98	98t	1	11	2	1	11	0	0	0	0	0	
2019	Seahawks	9	9	86	45	41	5	18	2.0	15.0	3	0	0	0	0	2	1	1	5	0	0	0	0	0	
NFL TOTALS		112	111	1000	602	398	56	196	18.5	129.0	63	9	178	98t	1	43	5	8	82	2	2	0	0	0	

BOBBY WAGNER'S NFL POSTSEASON DEFENSIVE STATISTICS																								
DATE	TEAM	GP	GS	TK	S	A	TACKLES				QBH	INTERCEPTIONS					O. FUMB			ST				
							TFL	YDS	SK	YDS		NO	YDS	LG	TD	PD	FF	FR	YDS	TK	S	A	FF	FR
2012	Seahawks	2	2	17	12	5	1	0	0.0	0.0	0	1	4	4	0	1	0	0	0	0	0	0	0	0
2013	Seahawks	3	3	34	17	17	1	3	0.0	0.0	0	0	0	0	0	1	0	0	0	0	0	0	0	0
2014	Seahawks	3	3	31	16	15	0	0	0.0	0.0	0	1	0	0	0	1	0	0	0	0	0	0	0	0
2015	Seahawks	2	2	20	12	8	1	2	0.0	0.0	0	0	0	0	0	0	0	0	0	0	0	0	0	0
2016	Seahawks	2	2	18	11	7	1	3	0.0	0.0	2	0	0	0	0	0	0	0	0	0	0	0	0	0
2018	Seahawks	1	1	5	3	2	0	0	0.0	0.0	0	0	0	0	0	0	0	0	0	0	0	0	0	0
NFL TOTALS		13	13	125	71	54	4	8	0.0	0.0	2	2	4	4	0	3	0	0	0	0	0	0	0	0

ADDITIONAL STATS

Fumble Returns for Touchdowns: 2015 (Two for 45 yards); 2017 (One for 21 yards). **Career:** 3

Special Teams Stats: 2016 (blocked field goal), 2018 (blocked field goal); **Career:** Two blocked field goals.

Safeties: 2017 (1); **Career:** 1.

BOBBY WAGNER'S SINGLE-GAME HIGHS: DEFENSIVE	
Total Tackles	19 vs. New Orleans Saints, Sep 22, 2019
Sacks	2.0 at San Francisco 49ers, Jan 01, 2017
Passes Defensed	3 vs. Los Angeles Chargers, Nov 04, 2018
Forced Fumbles	1 vs. Baltimore Ravens, Oct 20, 2019
Fumble Recoveries	1 at Atlanta Falcons, Oct 27, 2019
Tackles For Loss	3 vs. Washington Redskins, Nov 05, 2017
Interceptions	2 vs. Arizona Cardinals, Dec 09, 2012
Interception Return Yards	98 vs. San Francisco 49ers, Dec 02, 2018
Safeties	1 vs. Washington Redskins, Nov 05, 2017
Special Teams Tackles	1 vs. Arizona Cardinals, Dec 22, 2013
	...2 more at 3.
	...4 more at 1.
	...1 more at 1.

BOBBY WAGNER'S 2019 GXG REGULAR SEASON STATISTICS (SEAHAWKS)																										
DATE OPPONENT		TACKLES								INTERCEPTIONS					O. FUMB			ST					MISC			
		TK	S	A	SK	YDS	TFL	YDS	QBH	NO	YDS	LG	TD	PD	FF	FR	YDS	TK	S	A	FF	FR	S	A	W/L	SCORE
09/08	Bengals	S	8	7	1	0.0	0.0	2	3	0	0	0	0	0	0	0	0	0	0	0	0	0	0	0	W	21-20
09/15	at Steelers	S	7	4	3	0.0	0.0	0	0	0	0	0	0	1	0	0	0	0	0	0	0	0	0	0	W	28-26
09/22	Saints	S	19	6	13	0.0	0.0	1	0	0	0	0	0	0	0	0	0	0	0	0	0	0	0	0	L	27-33
09/29	at Cardinals	S	11	6	5	0.0	0.0	0	0	0	0	0	0	0	0	0	0	0	0	0	0	0	0	0	W	27-10
10/03	Rams	S	5	3	2	0.0	0.0	0	0	1	0	0	0	0	0	0	0	0	0	0	0	0	0	0	W	30-29
10/13	at Browns	S	6	5	1	0.0	0.0	0	0	0	0	0	0	0	0	0	0	0	0	0	0	0	0	0	W	32-28
10/20	Ravens	S	13	7	6	0.0	0.0	0	0	0	0	0	0	1	1	0	16-30	0	0	0	0	0	0	0	L	16-30
10/27	at Falcons	S	6	1	5	1.0	8.0	1	8	1	0	0	0	0	0	1	5	0	0	0	0	0	0	0	W	27-20
11/03	Buccaneers	S	11	6	5	1.0	7.0	1	7	1	0	0	0	0	0	0	0	0	0	0	0	0	0	0	W	40-34
2019 TOTALS	9-9		86	45	41	2.0	15.0	5	18	3	0	0	0	0	2	1	1	5	0	0	0	0	0	0	0	7-2
+ - Overtime																										





82 | TIGHT END  
LUKE WILLSON

Height: 6-5      Weight: 254  
College:      Rice  
Seasons:      NFL : 7th. Seahawks 6th  
Born:      January 15, 1990  
Hometown:      LaSalle, Ontario

TRANSACTIONS:

04/27/13:      Drafted by Seattle (5th round, 158th overall)  
03/20/17:      Re-signed with Seattle  
03/21/18:      Signed with Detroit as a UFA  
04/01/19:      Signed with Oakland as a FA  
08/30/19:      Released by Oakland  
09/25/19:      Signed with Seattle as a FA

NFL CAREER HIGHLIGHTS:

- He appeared in 14 games for the Lions in 2018, starting eight with 13 catches for 87 yards. Willson spent training camp and the preseason with Oakland this year before being released.
- Willson appeared in 72 games over five seasons with the Seahawks, catching 89 passes for 1,129 yards and 11 touchdowns. He was also on the receiving end of the most significant 2-point conversion in franchise history, a catch late in the 2014 NFC Championship game that proved crucial in an overtime win over the Packers.
- Played in all 16 games with seven starts in 2013. Caught 20 passes for 272 yards and one touchdown. Also played in all three postseason games, catching two passes in Super Bowl XLVIII vs. Denver (2/2/14) for 17 yards.

**COLLEGE:** Played in 45 career games at Rice. Named a team captain his senior season, completed his career with 78 catches for 986 yards and nine touchdowns. Drafted by the Toronto Argonauts in the 4th round of the CFL Draft. After redshirt junior season was named second-team All C-USA by

Phil Steele and Honorable mention All C-USA selection by conference coaches. Named to Dave Campbell's Texas Football All Texas College postseason first team. Second on the team with 313 receiving yards and three touchdown catches. Third with 29 catches. Redshirt sophomore season led the team with 425 yards receiving and second with 33 receptions in 11 games and added 3 TDs. Caught a 52-yard scoring pass from Nick Fannuzzi for his first career reception in his debut at UAB his redshirt freshman season. Redshirted his first year after reporting late to camp because of his commitment to the Canadian Junior National Baseball team.

**PERSONAL:** Attended St. Thomas of Villanova High School in LaSalle, Ontario, Canada. Was a three-year all-conference selection. Caught 29 passes for 638 yards and eight touchdowns as a senior on offense, while racking up 60 tackles, including five sacks, on defense. Named his school's Athlete of the Year as both a junior and a senior. Also played on a summer team, the Essex Ravens, and caught 18 passes for 473 yards and 10 touchdowns. played hockey, baseball and soccer in addition to competing in track in high school. Played with the Canadian Junior National baseball team after his senior year of high school. Team toured major league spring training sites to play against various Extended Spring Training teams as well as the Dominican Republic to play several MLB teams' Dominican Summer League entries before competing with the Canadian Juniors at the World Championships in Calgary. Carried a 4.0 GPA in high school. Parents are Mike and Wilma Willson. Majored in philosophy and political science with a business minor.

LUKE WILLSON'S NFL REGULAR SEASON RUSHING/RECEIVING STATISTICS

		RECEIVING					RUSHING						
DATE	TEAM	GP	GS	NO.	YDS	AVG	LG	TD	NO.	YDS.	AVG.	LG	TD
2013	Seahawks	16	7	20	272	13.6	39t	1	0	0	0.0	0	0
2014	Seahawks	15	10	22	362	16.5	80t	3	0	0	0.0	0	0
2015	Seahawks	14	7	17	213	12.5	24	1	0	0	0.0	0	0
2016	Seahawks	11	6	15	129	8.6	19	2	0	0	0.0	0	0
2017	Seahawks	16	7	15	153	10.2	27t	4	0	0	0.0	0	0
2018	Lions	14	8	13	87	6.7	13	0	0	0	0.0	0	0
2019	Seahawks	6	5	8	79	9.9	17	0	0	0	0.0	0	0
NFL TOTALS		92	50	110	1,295	11.8	80t	11	0	0	0.0	0	0

LUKE WILLSON'S SINGLE-GAME HIGHS: RUSHING/RECEIVING

<b>Receptions</b>	5 vs. Jacksonville Jaguars, Sep 22, 2013	<b>Kickoff Return Yards</b>	26 vs. Arizona Cardinals, Dec 31, 2017
<b>Receiving Yards</b>	139 at Arizona Cardinals, Dec 21, 2014	<b>Longest Kickoff Return</b>	20 vs. Carolina Panthers, Nov 18, 2018
<b>Longest Receptions</b>	80t at Arizona Cardinals, Dec 21, 2014		...1 more at 20.
<b>Receiving TDs</b>	2 at Arizona Cardinals, Dec 21, 2014	<b>Special Teams Tackles</b>	2 vs. Carolina Panthers, Oct 18, 2015
<b>All-purpose yards</b>	139 at Arizona Cardinals, Dec 21, 2014	<b>Miscellaneous Tackles</b>	1 vs. New England Patriots, Sep 23, 2018
<b>Kickoff Returns</b>	2 vs. Arizona Cardinals, Dec 31, 2017		...5 more at 1.
	...1 more at 2.	<b>Most TDs</b>	2 at Arizona Cardinals, Dec 21, 2014

LUKE WILLSON'S 100-YARD RECEIVING GAMES (1): REGULAR SEASON

DATE	TEAM	NO.	YDS.	AVG.	LG	TD
12/21/14	at Cardinals	3	139	46.3	80t	2

LUKE WILLSON'S 2019 GXG REGULAR SEASON STATISTICS (SEAHAWKS)													
		RECEIVING					RUSHING						
DATE	OPPONENT	P/S	NO	YDS	AVG	LG	TD	NO	YDS	AVG	LG	TD	W/L SCORE
09/29	at Cardinals	P	2	26	13.0	17	0	0	0	0.0	0	0	W 27-10
10/03	Rams	S	1	10	10.0	10	0	0	0	0.0	0	0	W 30-29
10/13	at Browns	S	2	16	8.0	11	0	0	0	0.0	0	0	W 32-28
10/20	Ravens	S	0	0	0.0	0	0	0	0	0.0	0	0	L 16-30
10/27	at Falcons	S	1	7	7.0	7	0	0	0	0.0	0	0	W 27-20
11/03	Buccaneers	S	2	20	10.0	16	0	0	0	0.0	0	0	W 40-34+
2019 TOTALS		6-5	8	79	9.9	17	0	0	0	0.0	0	0	5-1
+ - Overtime													

+ - Overtime

LUKE WILLSON'S 2018 GXG REGULAR SEASON STATISTICS (LIONS)													
		RECEIVING					RUSHING						
DATE	OPPONENT	P/S	NO	YDS	AVG	LG	TD	NO	YDS	AVG	LG	TD	W/L SCORE
09/10	Jets	P	0	0	0.0	0	0	0	0	0.0	0	0	L 17-48
09/16	at 49ers	S	1	13	13.0	13	0	0	0	0.0	0	0	L 27-30
09/23	Patriots	S	2	10	5.0	12	0	0	0	0.0	0	0	W 26-10
09/30	at Cowboys	S	1	6	6.0	6	0	0	0	0.0	0	0	L 24-26
10/07	Packers	S	0	0	0.0	0	0	0	0	0.0	0	0	W 31-23
10/21	at Dolphins	S	2	8	4.0	5	0	0	0	0.0	0	0	W 32-21
10/28	Seahawks	P	3	21	7.0	9	0	0	0	0.0	0	0	L 14-28
11/04	at Vikings	P	2	17	8.5	12	0	0	0	0.0	0	0	L 9-24
11/11	at Bears						INACTIVE						L 22-34
11/18	Panthers	P	0	0	0.0	0	0	0	0	0.0	0	0	W 20-19
11/22	Bears	S	1	4	4.0	4	0	0	0	0.0	0	0	L 16-23
12/02	Rams	S	1	8	8.0	8	0	0	0	0.0	0	0	L 16-30
12/09	at Cardinals	S	0	0	0.0	0	0	0	0	0.0	0	0	W 17-3
12/16	at Bills	P	0	0	0.0	0	0	0	0	0.0	0	0	L 13-14
12/23	Vikings	P	0	0	0.0	0	0	0	0	0.0	0	0	L 9-27
12/30	at Packers						INACTIVE						W 31-0
2018 TOTALS	14-8		13	87	6.7	13	0	0	0	0.0	0	0	6-10

LUKE WILLSON'S 2017 GXG REGULAR SEASON STATISTICS (SEAHAWKS)													
		RECEIVING					RUSHING						
DATE	OPPONENT	P/S	NO	YDS	AVG	LG	TD	NO	YDS	AVG	LG	TD	W/L SCORE
09/10	at Packers	P	0	0	0.0	0	0	0	0	0.0	0	0	L 9-17
09/17	49ers	P	3	25	8.3	19	0	0	0	0.0	0	0	W 12-9
09/24	at Titans	P	3	53	17.7	27t	1	0	0	0.0	0	0	L 27-33
10/01	Colts	P	1	6	6.0	6t	1	0	0	0.0	0	0	W 46-18
10/08	at Rams	P	0	0	0.0	0	0	0	0	0.0	0	0	W 16-10
10/22	at Giants	S	1	13	13.0	13	0	0	0	0.0	0	0	W 24-7
10/29	Texans	P	0	0	0.0	0	0	0	0	0.0	0	0	W 41-38
11/05	Redskins	S	1	10	10.0	10t	1	0	0	0.0	0	0	L 14-17
11/09	at Cardinals	S	0	0	0.0	0	0	0	0	0.0	0	0	W 22-16
11/20	Falcons	P	2	-1	-0.5	3	0	0	0	0.0	0	0	L 31-34
11/26	at 49ers	S	0	0	0.0	0	0	0	0	0.0	0	0	W 24-13
12/03	Eagles	P	0	0	0.0	0	0	0	0	0.0	0	0	W 24-10
12/10	at Jaguars	S	1	12	12.0	12	0	0	0	0.0	0	0	L 24-30
12/17	Rams	S	1	26	26.0	26t	1	0	0	0.0	0	0	L 7-42
12/24	at Cowboys	P	2	9	4.5	8	0	0	0	0.0	0	0	W 21-12
12/31	Cardinals	S	0	0	0.0	0	0	0	0	0.0	0	0	L 24-26
2017 TOTALS		16-7	15	153	10.2	27t	4	0	0	0.0	0	0	9-7

LUKE WILLSON'S 2016 GXG REGULAR SEASON STATISTICS (SEAHAWKS)													
DATE	OPPONENT	P/S	RECEIVING					RUSHING					W/L SCORE
			NO	YDS	AVG	LG	TD	NO	YDS	AVG	LG	TD	
09/11	Dolphins	S	2	26	13.0	19	0	0	0	0.0	0	0	W 12-10
09/18	at Rams	S	1	6	6.0	6	0	0	0	0.0	0	0	L 3-9
09/25	49ers	S	2	9	4.5	7	0	0	0	0.0	0	0	W 37-18
10/02	at Jets	S	0	0	0.0	0	0	0	0	0.0	0	0	W 27-17
10/16	Falcons	P	1	9	9.0	9	0	0	0	0.0	0	0	W 26-24
10/23	at Cardinals						INACTIVE					0	L 6-6+
10/30	at Saints						INACTIVE					0	L 20-25
11/07	Bills						INACTIVE					0	W 31-25
11/13	at Patriots						INACTIVE					0	W 31-24
11/20	Eagles	S	1	12	12.0	12	0	0	0	0.0	0	0	W 26-15
11/27	at Buccaneers	P	1	11	11.0	11	0	0	0	0.0	0	0	L 5-14
12/04	Panthers						INACTIVE					0	W 40-7
12/11	at Packers	P	1	11	11.0	11	0	0	0	0.0	0	0	L 10-38
12/15	Rams	P	3	19	6.3	9	1	0	0	0.0	0	0	W 24-3
12/24	Cardinals	P	0	0	0.0	0	0	0	0	0.0	0	0	L 31-24
01/01	at 49ers	S	3	26	8.7	11t	1	0	0	0.0	0	0	W 25-23
2016 TOTALS	11-6		15	129	8.6	19	2	0	0	0.0	0	0	010-6

+ - Overtime

LUKE WILLSON'S 2015 GXG REGULAR SEASON STATISTICS (SEAHAWKS)													
DATE	OPPONENT	P/S	RECEIVING					RUSHING					W/L SCORE
			NO	YDS	AVG	LG	TD	NO	YDS	AVG	LG	TD	
09/13	at Rams	P	0	0	0.0	0	0	0	0	0.0	0	0	L 31-34+
09/20	at Packers	P	2	36	18.0	24	0	0	0	0.0	0	0	L 17-27
09/27	Bears						INACTIVE					0	W 26-0
10/05	Lions	P	2	15	7.5	9	0	0	0	0.0	0	0	W 13-10
10/11	at Bengals	P	2	17	8.5	9	0	0	0	0.0	0	0	L 24-27+
10/18	Panthers	S	1	16	16.0	16	0	0	0	0.0	0	0	L 23-27
10/22	at 49ers	S	0	0	0.0	0	0	0	0	0.0	0	0	W 20-3
11/01	at Cowboys	P	2	41	20.5	22t	1	0	0	0.0	0	0	W 13-12
11/15	Cardinals	P	0	0	0.0	0	0	0	0	0.0	0	0	L 32-39
11/22	49ers	S	2	15	7.5	10	0	0	0	0.0	0	0	W 29-13
11/29	Steelers	P	1	12	12.0	12	0	0	0	0.0	0	0	W 39-30
12/06	at Vikings	S	2	36	18.0	22	0	0	0	0.0	0	0	W 38-7
12/13	at Ravens	S	1	8	8.0	8	0	0	0	0.0	0	0	W 35-6
12/20	Browns	S	2	17	8.5	11	0	0	0	0.0	0	0	W 30-13
12/27	Rams	S	0	0	0.0	0	0	0	0	0.0	0	0	L 17-23
01/03	at Cardinals						INACTIVE					0	W 36-6
2015 TOTALS	14-7		17	213	12.5	24	1	0	0	0.0	0	0	010-6

+ - Overtime

LUKE WILLSON'S 2014 GXG REGULAR SEASON STATISTICS (SEAHAWKS)													
DATE	OPPONENT	P/S	RECEIVING					RUSHING					W/L SCORE
			NO	YDS	AVG	LG	TD	NO	YDS	AVG	LG	TD	
09/04	Packers	S	1	1	1.0	1	0	0	0	0.0	0	0	W 36-16
09/14	at Chargers	P	0	0	0.0	0	0	0	0	0.0	0	0	L 21-30
09/21	Broncos	P	0	0	0.0	0	0	0	0	0.0	0	0	W 26-20+
10/06	at Redskins	S	3	28	9.3	19	0	0	0	0.0	0	0	W 27-17
10/12	Cowboys	S	2	11	5.5	10	0	0	0	0.0	0	0	L 23-30
10/19	at Rams						INACTIVE					0	L 26-28
10/26	at Panthers	S	1	23	23.0	23t	1	0	0	0.0	0	0	W 13-9
11/02	Raiders	P	1	16	16.0	16	0	0	0	0.0	0	0	W 30-24
11/09	Giants	S	0	0	0.0	0	0	0	0	0.0	0	0	W 38-17
11/16	at Chiefs	P	3	51	17.0	27	0	0	0	0.0	0	0	L 20-24
11/23	Cardinals	S	1	21	21.0	21	0	0	0	0.0	0	0	W 19-3
11/27	at 49ers	P	4	39	9.8	15	0	0	0	0.0	0	0	W 19-3
12/07	at Eagles	S	1	1	1.0	1	0	0	0	0.0	0	0	W 24-14
12/14	49ers	S	0	0	0.0	0	0	0	0	0.0	0	0	W 17-7
12/21	at Cardinals	S	3	139	46.3	80t	2	0	0	0.0	0	0	W 35-6
12/28	Rams	S	2	32	16.0	28	0	0	0	0.0	0	0	W 20-6
2014 TOTALS	15-10		22	362	16.5	80t	3	0	0	0.0	0	0	012-4

+ - Overtime

LUKE WILLSON'S 2013 GXG REGULAR SEASON STATISTICS (SEAHAWKS)												
DATE	OPPONENT	P/S	RECEIVING					RUSHING				
			NO	YDS	AVG	LG	TD	NO	YDS	AVG	LG	TD
09/08 at Panthers	S		0	0	0.0	0	0	0	0	0.0	0	0
09/15 49ers	P		0	0	0.0	0	0	0	0	0.0	0	0
09/22 Jaguars	P		5	76	15.2	35	0	0	0	0.0	0	0
09/29 at Texans	P		0	0	0.0	0	0	0	0	0.0	0	0
10/06 at Colts	S		2	28	14.0	17	0	0	0	0.0	0	0
10/13 Titans	S		2	17	8.5	14	0	0	0	0.0	0	0
10/17 at Cardinals	P		1	23	23.0	23	0	0	0	0.0	0	0
10/28 at Rams	S		0	0	0.0	0	0	0	0	0.0	0	0
11/03 Buccaneers	S		0	0	0.0	0	0	0	0	0.0	0	0
11/10 at Falcons	S		1	19	19.0	19	0	0	0	0.0	0	0
11/17 Vikings	P		1	7	7.0	7	0	0	0	0.0	0	0
12/02 Saints	P		1	2	2.0	2	0	0	0	0.0	0	0
12/08 at 49ers	P		3	70	23.3	39t	1	0	0	0.0	0	0
12/15 at Giants	P		2	23	11.5	15	0	0	0	0.0	0	0
12/22 Cardinals	P		1	3	3.0	3	0	0	0	0.0	0	0
12/29 Rams	S		1	4	4.0	4	0	0	0	0.0	0	0
2013 TOTALS	16-7		20	272	13.6	39t	1	0	0	0.0	0	0

+ - Overtime



# 3 | QUARTERBACK RUSSELL WILSON

Height: 5-11      Weight: 215  
College:          Wisconsin  
Seasons:          NFL : 8th. Seahawks 8th  
Born:              November 29, 1988  
Hometown:        Richmond, Va.



'13 '12 '13 '14 '15 '17 '18  
**2019 SEASON:**

Leads the NFL with a 118.2 passer rating and ranks first with 22 TD passes. Has led Seattle to four wins when tied or trailing in the fourth quarter or OT in 2019. Has 31 such games since 2012, most in the NFL.

09/15 at PIT: Earned NFC Offensive Player of the Week after setting a career high in completion percentage connecting on 29-of-35 attempts (82.9%). Passed for 300 yards, his 13th such game. Marked his NFL record 45th game with multiple TDs and no interceptions in a QB's first eight seasons.

09/22 vs. NO: Passed for 406 yards (2nd most of career, 452 vs. HOU 10/29/17) on a career-high 50 attempts with a career-high 32 completions to go along with two passing TDs and two rushing TDs. Became the first player since at least 1950 to pass for 400-plus yards and 2 TDs, and rush for 50-plus yards and 2 TDs in the same game.

10/03 vs. LAR: Posted a 151.8 passer rating, the second-highest rating of career. Became the first player in the Super Bowl era with 1,400+ yards, 12+ TDs, and no INTs through a team's first five games.

10/13 at CLE: Recorded his 30th career 4th quarter/OT comeback after leading a TD drive with 3:30 remaining in the game to take a 32-28 lead. Totaled his sixth-straight 100+ passer rating game to start the season becoming only the fourth QB in NFL history to have as many to start the season (Aaron Rodgers - 12 in 2011, Tom Brady - 8 in 2007, Carson Palmer - 6 in 2005).

10/27 at ATL: Became one of two NFL QBs (Drew Brees - 2018) since the 1970 merger to throw 17+ TDs and 1 or fewer INTs over their first eight games of a season. With a 131.7 rating, became the first QB in NFL history to post a rating of 110.0 or higher in nine-straight road starts.

11/3 vs. TB: Tied G Chris Gray for most consecutive starts in franchise history with 121. Tied franchise record with five TD passes for the third time of career, tying Dave Krieg for the most 5 TD games.

## TRANSACTIONS:

04/27/12: Drafted by Seattle (3rd round, 75th)  
07/31/15: Signed multi-year contract extension with Seattle  
04/17/19: Signed multi-year contract extension with Seattle

## NFL CAREER HIGHLIGHTS:

- His 75 regular season wins through 2018 is the most by a starting quarterback in his first seven seasons in the Super Bowl era (since 1966). His 44 home regular season wins are the second-most in a QB's first seven seasons in NFL history.
- Has started every game played since entering the league in 2012 with 131 starts (118 regular season, 13 postseason).
- Holds franchise records for career (101.7), single-season (110.9 in 2018) and single-game (158.3) passer rating.
- Holds franchise records for single-season (4,219 in 2016) and single-game (452) passing yards.
- Holds franchise records for most career (210), single-season (35 in 2018) and single-game (5) touchdown passes.
- Holds franchise records for single-season completions (367 in 2016), career-passing percentage (64.24), single-season passing percentage (68.12 in 2015) and most consecutive passes without an interception (207 - 2018-current).
- His eight NFL Player of the Week awards are the most in club history.
- In 2018, broke his own franchise record with a career-high 35 touchdown

passes, bringing his career total to 196, which is the most in club history, and third most in the NFL in a QB's first seven seasons.

- In 2017, led the NFL and tied his then-franchise-record with 34 touchdown passes.
  - Set career-highs in 2016 in attempts (514), completions (334) and yards (4,219).
  - In 2015, became first Seahawks QB to lead the NFL in passer rating (110.1). Set club single-season records for passing yards (4,024), TDs (34) and completion percentage (.681). Became first player in NFL history to pass for more than 4,000 yards, rush for more than 500 yards and have 30 or more TDs. Was selected to his fourth consecutive Pro Bowl in as many years in the league.
  - Started all 16 games in 2014, completing 285 of 452 passes (63.1%) for a career-high 3,475 yards, a passer rating of 95.0, 20 touchdowns and a career-low seven interceptions. Also set career-high in rushes (118), rushing yards (849) and rushing touchdowns (six).
  - Became the third youngest quarterback in NFL history to win the Super Bowl, leading the team to a 43-8 win over the Denver Broncos in Super Bowl XLVIII, completing 18 of 25 (72.0%) passes for 206 yards, two TDs and a 123.1 passer rating.
  - Started all 16 games in his second season, completing 257 of 407 passes (63.1%) with career highs in yards (3,357) and passer rating (101.2), tying a career high with 26 touchdowns, and a career-low nine interceptions. Added one rushing touchdown while setting career-highs with 96 rushes for 539 yards.
  - Tied Peyton Manning's 1998 record for most TD passes by a rookie (26). Became the first rookie in NFL history to lead his team to an undefeated home record. Set a club record with a 100.0 passer rating - second-best ever by a rookie and 64.1 completion percentage was third all time.
  - Set an all-time NFL record for a rookie at Miami with 16 consecutive completions. That game also marked his third-consecutive game with a 125.0 or better passer rating, also a record for a rookie. Became the first player in NFL history to record three rushing TDs and pass for a TD in the first half of a game (at Buffalo 12/16). Set franchise record for most rushing yards in a season by a QB (489), most rushing yards in a game (92) and most rushing TDs in a game (3) by a QB at Buffalo.
  - Started all 16 games as a rookie, completing 252 of 393 passes (64.1%) for 3,118 yards and 26 TDs and a 100.0 passer rating. Also ran 94 times for 489 yards with 4 TDs.
- HONORS:** 2018: Pro Bowl. 2017: Pro Bowl, NFC Offensive Player of the Week vs. Philadelphia (12/03/18), NFC Offensive Player of the Week vs. Houston (10/29/17). 2015: Pro Bowl, NFC Offensive Player of the Week vs. Steelers (11/29/15). 2014: Pro Bowl, NFC Offensive Player of the Week at Redskins (10/6/14), NFC Offensive Player of the Week at Cardinals (12/21/14). 2013: NFC Pro Bowl, NFC Offensive Player of the Week vs. Saints (12/2/13). 2012: NFC Pro Bowl, Pepsi Max NFL Rookie of the Year, Sports Illustrated Offensive Rookie of the Year.
- COLLEGE:** Wilson started 50 consecutive games, throwing 379 consecutive passes without an interception to establish an NCAA Football Bowl Sub-division record. Completed 907 of 1,489 passes (60.9%) for 11,720 yards, 109 touchdowns and 29 interceptions. Rushed 441 times for 1,421 yards (3.2 avg.) and 23 touchdowns, becoming the fifth player in the NCAA FBS ranks to rush for over 1,000 yards and throw for over 5,000 yards in a career. During his 36-game career at North Carolina State, Wilson connected on 682 of 1,180 passes (57.8%) for 8,545 yards, 76 touchdowns and 25 interceptions, as he piled up 9,628 yards in total offense and was responsible for 93 touchdowns, in addition to rushing 362 times for 1,083 yards (2.9 avg.) and 17 scores. Finished his Wolfpack career ranking second

in school annals for pass attempts and touchdown passes, and third for pass completions, pass completion percentage and yards in total offense. His eight 300-yard passing games in 2010 rank second on the NC State season-record chart, while his total of 12 300-yard efforts for the Wolfpack rank second on the career list. Set NC State season-records with 308 pass completions in 2009, ranking second with 527 pass attempts, 3,563 yards passing and 3,998 yards in total offense in 2010, along with 31 touchdown tosses in 2009. His 28 touchdown throws in 2010 rank third and his 3,287 yards in total offense in 2009 rank fourth on the State annual record chart. His five touchdown passes vs. Florida State in 2009 tied the Wolfpack single-game record. In just one season at Wisconsin, Wilson connected on 225 of 309 passes (72.8%) for 3,175 yards, 33 touchdowns and only four interceptions, adding 79 carries for 338 yards (4.2 avg.) and six scores, compiling an NCAA record 191.7 pass efficiency rating and gaining 3,513 yards in total offense, along with being responsible for 39 touchdowns.

**PERSONAL:** Attended Collegiate High in Richmond, playing football and baseball. Earned all-state, all-region and all-district honors, in addition to

being named the 2005 Richmond Times-Dispatch Player of the Year as a junior. That season, Wilson threw for 3,287 yards and 40 touchdowns while rushing for another 634 yards and 15 scores. The Cougars won the state title, as the team compiled a perfect 11-0 record. In 2006, was featured in Sports Illustrated's "Faces in the Crowd" for his state title game performance after completing 21-37 passes for 291 yards and two touchdowns while rushing 30 times for 223 yards and three more scores in a 38-17 win. Passed for 3,009 yards, 34 touchdowns and just seven interceptions as a senior. Also rushed for 1,132 yards, adding 18 mores scores while again earning all-state, all-conference and conference player of the year accolades. On the baseball diamond, the shortstop batted .467 as a senior, enticing the Colorado Rockies to begin following him to North Carolina State and drafting him in the fourth round of the 2010 major league baseball draft. Communications major. His father, the late Harrison Wilson, III, played football and baseball at Dartmouth and was on the San Diego Chargers preseason squad. His older brother, Harrison, IV, played football and baseball at Richmond.

RUSSELL WILSON'S NFL REGULAR SEASON PASSING/RUSHING STATISTICS																			
		PASSING												RUSHING					
DATE TEAM	GP	GS	ATT.	CMP.	PCT.	YDS	AVG.	TD	INT.	LG	SK	LST	RATE	NO.	YDS.	AVG.	LG	TD	
2012 Seahawks	16	16	393	252	64.1	3,118	7.9	26	10	67	33	203	100.0	94	489	5.2	25t	4	
2013 Seahawks	16	16	407	257	63.1	3,357	8.2	26	9	80t	44	272	101.2	96	539	5.6	27	1	
2014 Seahawks	16	16	452	285	63.1	3,475	7.7	20	7	80t	42	242	95.0	118	849	7.2	55	6	
2015 Seahawks	16	16	483	329	68.1	4,024	8.3	34	8	80t	45	265	110.1	103	553	5.4	24	1	
2016 Seahawks	16	16	546	353	64.7	4,219	7.7	21	11	59	41	293	92.6	72	259	3.6	18	1	
2017 Seahawks	16	16	553	339	61.3	3,983	7.2	34	11	74t	43	322	95.4	95	586	6.2	31	3	
2018 Seahawks	16	16	427	280	65.6	3,448	8.1	35	7	66	51	355	110.9	67	376	5.6	40	0	
2019 Seahawks	9	9	293	200	68.3	2,505	8.5	22	1	54	22	135	118.2	44	203	4.6	21	3	
TOTALS	121	121	3,554	2,295	64.6	28,129	7.9	218	64	80t	321	2,087	101.8	689	3,854	5.6	55	19	

RUSSELL WILSON'S NFL POSTSEASON PASSING/RUSHING STATISTICS																			
		PASSING												RUSHING					
DATE TEAM	GP	GS	ATT.	CMP.	PCT.	YDS	AVG.	TD	INT.	LG	SK	LST	RATE	NO.	YDS.	AVG.	LG	TD	
2012 Seahawks	2	2	62	39	62.9	572	9.2	3	1	34	7	48	102.4	15	127	8.5	28	1	
2013 Seahawks	3	3	68	43	63.2	524	7.7	3	0	51	7	22	101.6	11	42	3.8	16	0	
2014 Seahawks	3	3	72	41	56.9	724	10.1	6	5	63t	10	58	90.3	17	86	5.1	17	1	
2015 Seahawks	2	2	74	44	59.5	508	6.9	4	3	35	7	54	81.4	8	53	6.6	14	0	
2016 Seahawks	2	2	60	40	66.7	449	7.5	4	2	42	6	31	97.2	9	46	5.1	14	0	
2018 Seahawks	1	1	27	18	66.7	233	8.6	1	0	53	1	7	105.9	3	14	4.7	7	1	
TOTALS	13	13	363	225	62.0	3,010	8.3	21	11	63t	38	220	94.9	63	368	5.8	28	3	

ADDITIONAL STATS																			
Receiving: 2014 (1 for 17 yards); 2016 (2 for 14 yards, 7.0 avg., 15 long (TD), 1 TD); Career: (3 for 31 yards, 10.3 avg., 17 long, 1 TD)																			

RUSSELL WILSON'S SINGLE-GAME HIGHS: QUARTERBACK					
Pass Attempts	50 vs. New Orleans Saints, Sep 22, 2019		Passer Rating	158.3 at Detroit Lions, Oct 28, 2018	
Pass Completions	32 vs. New Orleans Saints, Sep 22, 2019		Rush Attempts	14 vs. New York Giants, Nov 09, 2014	
	...1 more at 32.		Rushing Yards	122 at Washington Redskins, Oct 06, 2014	
Yards Passing	452 vs. Houston Texans, Oct 29, 2017		Longest Runs	55 at Arizona Cardinals, Dec 21, 2014	
TD Passes	5 vs. Tampa Bay Buccaneers, Nov 03, 2019		Rushing TDs	3 at Buffalo Bills, Dec 16, 2012	
	...2 more at 5.				
Long Passes	80t vs. Pittsburgh Steelers, Nov 29, 2015				
	...2 more at 80.				
Completion Percentage	82.9 at Pittsburgh Steelers, Sep 15, 2019				

RUSSELL WILSON'S 300-YARD PASSING GAMES (15): REGULAR SEASON						
DATE	TEAM	NO.	YDS.	AVG.	LG	TD
10/29/17	TEXANS	26	452	17.4	66	4
09/22/19	SAINTS	32	406	12.7	54	2
11/03/19	BUCCANEERS	29	378	13.0	53t	5
09/24/17	at Titans	29	373	12.9	46	4
12/24/16	CARDINALS	29	350	12.1	42t	4
11/13/16	at Patriots	25	348	13.9	39	3
11/29/15	STEELERS	21	345	16.4	80t	5
11/25/18	at Panthers	22	339	15.4	54	2
12/21/14	at Cardinals	20	339	17.0	80t	2
10/22/17	at Giants	27	334	12.4	38t	3
09/08/13	at Panthers	25	320	12.8	43t	1
10/19/14	at Rams	23	313	13.6	49	2
12/02/13	SAINTS	22	310	14.1	60	3
10/02/16	at Jets	23	309	13.4	42t	3
09/15/19	at Steelers	29	300	10.3	30	3

RUSSELL WILSON'S 300-YARD PASSING GAMES (2): POSTSEASON						
DATE	TEAM	NO.	YDS.	AVG.	LG	TD
01/13/13	at Falcons	24	385	16.0	34	2
01/17/16	at Panthers	31	366	11.8	33t	3

RUSSELL WILSON'S 2019 GXG REGULAR SEASON STATISTICS (SEAHAWKS)																			
DATE OPPONENT		P/S	PASSING										RUSHING						
			ATT	CMP	YDS	PCT	Y/A	Y/C	TD	INT	LG	SK/YD	RATE	ATT	YDS	LG	TD	W/L	SCORE
09/08	Bengals	S	20	14	195	70.0	9.8	13.9	2	0	44t	4/35	134.4	4	8	5	0	W	21-20
09/15	at Steelers	S	35	29	300	82.9	8.6	10.3	3	0	30	4/26	131.0	6	22	15	0	W	28-26
09/22	Saints	S	50	32	406	64.0	8.1	12.7	2	0	54	0/0	102.6	7	51	18	2	L	27-33
09/29	at Cardinals	S	28	22	240	78.6	8.6	10.9	1	0	32	4/15	114.3	2	7	5	0	W	27-10
10/03	Rams	S	23	17	268	73.9	11.7	15.8	4	0	40t	1/6	151.8	8	32	12	0	W	30-29
10/13	at Browns	S	33	23	295	69.7	8.9	12.8	2	0	30	3/11	117.6	9	31	16t	1	W	32-28
10/20	Ravens	S	41	20	241	48.8	5.9	12.1	1	1	48	1/0	65.2	3	27	11	0	L	16-30
10/27	at Falcons	S	20	14	182	70.0	9.1	13.0	2	0	23	2/11	131.7	4	4	5	0	W	27-20
11/03	Buccaneers	S	43	29	378	67.4	8.8	13.0	5	0	53t	3/31	133.7	1	21	21	0	W	40-34+
2019 TOTALS		9-9	293	200	2,505	68.3	8.5	12.5	22	1	54	22/135	118.2	44	203	21	3	7-2	

+ - Overtime

RUSSELL WILSON'S 2018 GXG REGULAR SEASON STATISTICS (SEAHAWKS)																			
DATE OPPONENT		P/S	PASSING										RUSHING						
			ATT	CMP	YDS	PCT	Y/A	Y/C	TD	INT	LG	SK/YD	RATE	ATT	YDS	LG	TD	W/L	SCORE
09/09	at Broncos	S	33	19	298	57.6	9.0	15.7	3	2	66	6/56	92.7	2	5	5	0	L	24-27
09/17	at Bears	S	36	22	226	61.1	6.3	10.3	2	1	34	6/24	86.1	3	17	9	0	L	17-24
09/23	Cowboys	S	26	16	192	61.5	7.4	12.0	2	0	52t	2/10	109.8	2	-1	0	0	W	24-13
09/30	at Cardinals	S	26	19	172	73.1	6.6	9.1	0	0	30	2/12	90.5	4	21	10	0	W	20-17
10/07	Rams	S	21	13	198	61.9	9.4	15.2	3	0	44	2/15	132.5	0	0	0	0	L	31-33
10/14	at Raiders	S	23	17	222	73.9	9.7	13.1	3	1	42	1/8	125.4	6	20	9	0	W	27-3
10/28	at Lions	S	17	14	248	82.4	14.6	17.7	3	0	45	2/11	158.3	2	15	11	0	W	28-14
11/04	Chargers	S	39	26	235	66.7	6.0	9.0	2	1	42	4/33	89.2	5	41	16	0	L	17-25
11/11	at Rams	S	26	17	176	65.4	6.8	10.4	3	0	29	4/35	123.2	9	92	21	0	L	31-36
11/15	Packers	S	31	21	225	67.7	7.3	10.7	2	0	34	3/20	110.3	5	17	12	0	W	27-24
11/25	at Panthers	S	31	22	339	71.0	10.9	15.4	2	0	54	2/17	128.3	3	4	7	0	W	30-27
12/02	49ers	S	17	11	185	64.7	10.9	16.8	4	0	52t	3/22	140.9	4	14	7	0	W	43-16
12/10	Vikings	S	20	10	72	50.0	3.6	7.2	0	1	14	2/12	37.9	7	61	40	0	W	21-7
12/16	at 49ers	S	31	23	237	74.2	7.6	10.3	2	0	35t	3/20	117.3	5	15	5	0	L	23-26+
12/23	Chiefs	S	29	18	271	62.1	9.3	15.1	3	0	45	3/17	127.2	8	57	26	0	W	38-31
12/30	Cardinals	S	21	12	152	57.1	7.2	12.7	1	1	37	6/43	75.9	2	-2	1	0	W	27-24
2018 TOTALS		16-16	427	280	3,448	65.6	8.1	12.3	35	7	66	51/355	110.9	67	376	40	0	10-6	

+ - Overtime



RUSSELL WILSON'S 2017 GXG REGULAR SEASON STATISTICS (SEAHAWKS)																		
DATE	OPPONENT	P/S	PASSING										RUSHING					
			ATT	CMP	YDS	PCT	Y/A	Y/C	TD	INT	LG	SK/YD	RATE	ATT	YDS	LG	TD	W/L SCORE
09/10 at Packers	S		27	14	158	51.9	5.9	11.3	0	0	34	3/23	69.7	2	40	29	0	L 9-17
09/17 49ers	S		39	23	198	59.0	5.1	8.6	1	0	22	3/17	80.9	12	34	11	0	W 12-9
09/24 at Titans	S		49	29	373	59.2	7.6	12.9	4	0	46	1/9	110.3	7	26	11	0	L 27-33
10/01 Colts	S		26	21	295	80.8	11.3	14.0	2	2	41	3/12	107.5	4	38	23t	1	W 46-18
10/08 at Rams	S		37	24	198	64.9	5.4	8.3	1	1	21	3/19	76.2	5	16	9	0	W 16-10
10/22 at Giants	S		39	27	334	69.2	8.6	12.4	3	0	38t	1/13	121.1	2	10	7	0	W 24-7
10/29 Texans	S		41	26	452	63.4	11.0	17.4	4	1	66	2/6	123.2	4	30	21	0	W 41-38
11/05 Redskins	S		45	24	297	53.3	6.6	12.4	2	2	30t	2/8	70.3	10	77	13	0	L 14-17
11/09 at Cardinals	S		32	22	238	68.8	7.4	10.8	2	0	54	5/26	111.2	5	19	10	0	W 22-16
11/20 Falcons	S		42	26	258	61.9	6.1	9.9	2	1	29t	3/30	85.2	7	86	17	1	L 31-34
11/26 at 49ers	S		34	20	228	58.8	6.7	11.4	2	1	26	0/0	86.4	7	25	11	1	W 24-13
12/03 Eagles	S		31	20	227	64.5	7.3	11.4	3	0	47	2/18	118.6	6	31	10	0	W 24-10
12/10 at Jaguars	S		31	17	271	54.8	8.7	15.9	3	3	74t	2/11	76.9	5	50	19	0	L 24-30
12/17 Rams	S		30	14	142	46.7	4.7	10.1	1	0	26t	7/71	71.8	5	39	15	0	L 7-42
12/24 at Cowboys	S		21	14	93	66.7	4.4	6.6	2	0	20	3/33	107.8	9	29	14	0	W 21-12
12/31 Cardinals	S		29	18	221	62.1	7.6	12.3	2	0	29t	3/26	108.5	5	36	31	0	L 24-26
2017 TOTALS	16-16		553	339	3,983	61.3	7.2	11.7	34	11	74t	43/322	95.4	95	586	31	3	9-7

RUSSELL WILSON'S 2016 GXG REGULAR SEASON STATISTICS (SEAHAWKS)																		
DATE	OPPONENT	P/S	PASSING										RUSHING					
			ATT	CMP	YDS	PCT	Y/A	Y/C	TD	INT	LG	SK/YD	RATE	ATT	YDS	LG	TD	W/L SCORE
09/11 Dolphins	S		43	27	258	62.8	6.0	9.6	1	1	24	3/18	77.5	4	16	9	0	W 12-10
09/18 at Rams	S		35	22	254	62.9	7.3	11.5	0	0	53	2/15	84.7	5	14	8	0	L 3-9
09/25 49ers	S		23	15	243	65.2	10.6	16.2	1	0	59	2/17	114.9	1	3	3	0	W 37-18
10/02 at Jets	S		32	23	309	71.9	9.7	13.4	3	0	42t	2/21	133.5	5	-5	2	0	W 27-17
10/16 Falcons	S		37	25	270	67.6	7.3	10.8	0	0	25	1/9	88.8	6	7	6	0	W 26-24
10/23 at Cardinals	S		37	24	225	64.9	6.1	9.4	0	0	31	1/20	81.5	1	-2	-2	0	L 6-6+
10/30 at Saints	S		34	22	253	64.7	7.4	11.5	0	1	27	1/11	74.8	3	11	5	0	L 20-25
11/07 Bills	S		26	20	282	76.9	10.8	14.1	2	0	50	4/37	137.0	3	10	8	1	W 31-25
11/13 at Patriots	S		37	25	348	67.6	9.4	13.9	3	0	39	3/24	124.6	3	6	6	0	W 31-24
11/20 Eagles	S		31	18	272	58.1	8.8	15.1	1	0	44	1/0	97.8	8	19	7	0	W 26-15
11/27 at Buccaneers	S		33	17	151	51.5	4.6	8.9	0	2	21	6/33	38.8	8	80	17	0	L 5-14
12/04 Panthers	S		36	26	277	72.2	7.7	10.7	1	1	40	3/21	92.0	3	29	18	0	W 40-7
12/11 at Packers	S		39	22	240	56.4	6.2	10.9	1	5	31	3/22	43.7	4	19	8	0	L 10-38
12/15 Rams	S		26	19	229	73.1	8.8	12.1	3	1	57t	2/2	122.1	6	12	9	0	W 24-3
12/24 Cardinals	S		45	29	350	64.4	7.8	12.1	4	0	42t	6/37	117.8	10	36	15	0	L 31-34
01/01 at 49ers	S		32	19	258	59.4	8.1	13.6	1	0	42	1/6	95.6	2	4	4	0	W 25-23
2016 TOTALS	16-16		546	353	4,219	64.7	7.7	12.0	21	11	59	41/293	92.6	72	259	18	1	10-6

+ - Overtime

RUSSELL WILSON'S 2015 GXG REGULAR SEASON STATISTICS (SEAHAWKS)																		
DATE	OPPONENT	P/S	PASSING										RUSHING					
			ATT	CMP	YDS	PCT	Y/A	Y/C	TD	INT	LG	SK/YD	RATE	ATT	YDS	LG	TD	W/L SCORE
09/13 at Rams	S		41	32	251	78.0	6.1	7.8	1	1	23	6/32	90.1	8	31	10	0	L 31-34+
09/20 at Packers	S		30	19	206	63.3	6.9	10.8	2	1	32	2/1	91.8	10	78	17	0	L 17-27
09/27 Bears	S		30	20	235	66.7	7.8	11.8	1	0	30t	4/23	101.4	6	28	13	0	W 26-0
10/05 Lions	S		26	20	287	76.9	11.0	14.4	1	0	50	6/52	125.0	10	40	15	0	W 13-10
10/11 at Bengals	S		23	15	213	65.2	9.3	14.2	1	1	46	4/16	91.4	3	21	9	0	L 24-27+
10/18 Panthers	S		30	18	241	60.0	8.0	13.4	1	0	45	4/22	96.7	8	53	24	0	L 23-27
10/22 at 49ers	S		24	18	235	75.0	9.8	13.1	1	2	43t	5/23	84.5	7	20	9	0	W 20-3
11/01 at Cowboys	S		30	19	210	63.3	7.0	11.1	1	1	22t	0/0	81.2	6	32	10	0	W 13-12
11/15 Cardinals	S		32	14	240	43.8	7.5	17.1	1	1	40	2/12	67.2	6	52	20	0	L 32-39
11/22 49ers	S		29	24	260	82.8	9.0	10.8	3	0	31t	2/7	138.5	9	30	8	0	W 29-13
11/29 Steelers	S		30	21	345	70.0	11.5	16.4	5	0	80t	2/9	147.9	4	14	10	0	W 39-30
12/06 at Vikings	S		27	21	274	77.8	10.1	13.0	3	0	53t	1/8	146.0	9	51	14	1	W 38-7
12/13 at Ravens	S		32	23	292	71.9	9.1	12.7	5	0	49t	0/0	139.6	1	6	6	0	W 35-6
12/20 Browns	S		30	21	249	70.0	8.3	11.9	3	0	39	2/8	128.3	5	46	16	0	W 30-13
12/27 Rams	S		41	25	289	61.0	7.0	11.6	2	1	28	4/36	88.4	6	38	20	0	L 17-23
01/03 at Cardinals	S		28	19	197	67.9	7.0	10.4	3	0	36	1/16	123.7	5	13	9	0	W 36-6
2015 TOTALS	16-16		483	329	4,024	68.1	8.3	12.2	34	8	80t	45/265	110.1	103	553	24	1	10-6

+ - Overtime



RUSSELL WILSON'S 2014 GXG REGULAR SEASON STATISTICS (SEAHAWKS)																			
DATE	OPPONENT	P/S	PASSING										RUSHING						
			ATT	CMP	YDS	PCT	Y/A	Y/C	TD	INT	LG	SK/YD	RATE	ATT	YDS	LG	TD	W/L	SCORE
09/04	Packers	S	28	19	191	67.9	6.8	10.1	2	0	33t	1/0	110.9	7	29	13	0	W	36-16
09/14	at Chargers	S	25	17	202	68.0	8.1	11.9	2	0	32	2/22	119.1	2	18	13	0	L	21-30
09/21	Broncos	S	34	24	258	70.6	7.6	10.8	2	1	39t	3/20	99.9	9	40	9	0	W	26-20+
10/06	at Redskins	S	24	18	201	75.0	8.4	11.2	2	0	36	3/23	127.3	11	122	29	1	W	27-17
10/12	Cowboys	S	28	14	126	50.0	4.5	9.0	0	1	53	2/0	47.6	2	12	9t	1	L	23-30
10/19	at Rams	S	36	23	313	63.9	8.7	13.6	2	0	49	3/21	110.1	7	106	52	1	L	26-28
10/26	at Panthers	S	32	20	199	62.5	6.2	10.0	1	1	23t	1/8	77.5	6	35	15	0	W	13-9
11/02	Raiders	S	35	17	179	48.6	5.1	10.5	0	0	39	1/2	63.9	8	31	19	0	W	30-24
11/09	Giants	S	17	10	172	58.8	10.1	17.2	0	2	60	2/12	53.7	14	107	26	1	W	38-17
11/16	at Chiefs	S	32	20	178	62.5	5.6	8.9	2	0	27	2/10	98.2	8	71	14	0	L	20-24
11/23	Cardinals	S	22	17	211	77.3	9.6	12.4	1	0	48	7/42	121.6	10	73	40	0	W	19-3
11/27	at 49ers	S	22	15	236	68.2	10.7	15.7	1	0	63	4/14	118.8	7	35	12	0	W	19-3
12/07	at Eagles	S	37	22	263	59.5	7.1	12.0	2	0	25	2/11	99.3	10	48	26t	1	W	24-14
12/14	49ers	S	24	12	168	50.0	7.0	14.0	1	1	47	5/30	69.4	5	27	19	0	W	17-7
12/21	at Cardinals	S	31	20	339	64.5	10.9	17.0	2	0	80t	1/10	122.9	6	88	55	1	W	35-6
12/28	Rams	S	25	17	239	68.0	9.6	14.1	0	1	38	3/17	81.9	6	7	6	0	W	20-6
2014 TOTALS	16-16		452	285	3,475	63.1	7.7	12.2	20	7	80t	42/242	95.0	118	849	55	6	12-4	
+ - Overtime																			

RUSSELL WILSON'S 2013 GXG REGULAR SEASON STATISTICS (SEAHAWKS)																			
DATE	OPPONENT	P/S	PASSING										RUSHING						
			ATT	CMP	YDS	PCT	Y/A	Y/C	TD	INT	LG	SK/YD	RATE	ATT	YDS	LG	TD	W/L	SCORE
09/08	at Panthers	S	33	25	320	75.8	9.7	12.8	1	0	43t	2/20	115.7	5	7	7	0	W	12-7
09/15	49ers	S	19	8	142	42.1	7.5	17.8	1	1	51	4/24	63.9	10	33	11	0	W	29-3
09/22	Jaguars	S	21	14	202	66.7	9.6	14.4	4	1	30	2/8	117.5	2	14	10	0	W	45-17
09/29	at Texans	S	23	12	123	52.2	5.3	10.3	0	1	24	5/32	49.7	10	77	25	0	W	23-20+
10/06	at Colts	S	31	15	210	48.4	6.8	14.0	2	1	28t	2/5	78.7	13	102	22	0	L	28-34
10/13	Titans	S	31	23	257	74.2	8.3	11.2	0	0	55	2/4	98.5	10	61	23	0	W	20-13
10/17	at Cardinals	S	29	18	235	62.1	8.1	13.1	3	0	32	3/26	122.1	8	29	11	0	W	34-22
10/28	at Rams	S	18	10	139	55.6	7.7	13.9	2	0	80t	7/48	117.6	3	16	17	0	W	14-9
11/03	Buccaneers	S	26	19	217	73.1	8.3	11.4	2	2	28	0/0	91.3	6	36	16	1	W	27-24+
11/10	at Falcons	S	26	19	287	73.1	11.0	15.1	2	0	46	1/8	134.6	3	20	10	0	W	33-10
11/17	Vikings	S	18	13	230	72.2	12.8	17.7	2	0	44	1/6	151.4	2	14	12	0	W	41-20
12/02	Saints	S	30	22	310	73.3	10.3	14.1	3	0	60	1/8	139.6	8	47	15	0	W	34-7
12/08	at 49ers	S	25	15	199	60.0	8.0	13.3	1	1	39t	2/21	81.9	1	2	2	0	L	17-19
12/15	at Giants	S	27	18	206	66.7	7.6	11.4	1	1	30	4/29	86.3	8	50	16	0	W	23-0
12/22	Cardinals	S	27	11	108	40.7	4.0	9.8	1	1	28	4/19	49.6	2	32	27	0	L	10-17
12/29	Rams	S	23	15	172	65.2	7.5	11.5	1	0	47t	4/14	102.1	5	-1	8	0	W	27-9
2013 TOTALS	16-16		407	257	3,357	63.1	8.2	13.1	26	9	80t	44/272	101.2	96	539	27	1	13-3	
+ - Overtime																			

RUSSELL WILSON'S 2012 GXG REGULAR SEASON STATISTICS (SEAHAWKS)																			
DATE	OPPONENT	P/S	PASSING										RUSHING						
			ATT	CMP	YDS	PCT	Y/A	Y/C	TD	INT	LG	SK/YD	RATE	ATT	YDS	LG	TD	W/L	SCORE
09/09	at Cardinals	S	34	18	153	52.9	4.5	8.5	1	1	27	3/14	62.5	8	20	5	0	L	16-20
09/16	Cowboys	S	20	15	151	75.0	7.6	10.1	1	0	22t	2/18	112.7	4	28	14	0	W	27-7
09/24	Packers	S	21	10	130	47.6	6.2	13.0	2	0	41t	1/19	99.3	3	18	12	0	W	14-12
09/30	at Rams	S	25	17	160	68.0	6.4	9.4	0	3	17	2/20	45.8	7	14	8	0	L	13-19
10/07	at Panthers	S	25	19	221	76.0	8.8	11.6	1	2	30	2/9	82.3	5	12	9	0	W	16-12
10/14	Patriots	S	27	16	293	59.3	10.9	18.3	3	0	51	2/10	133.7	5	17	9	0	W	24-23
10/18	at 49ers	S	23	9	122	39.1	5.3	13.6	0	1	36	2/7	38.7	3	10	9	0	L	6-13
10/28	at Lions	S	35	25	236	71.4	6.7	9.4	2	1	19	0/0	96.8	1	9	9	0	L	24-28
11/04	Vikings	S	24	16	173	66.7	7.2	10.8	3	0	23	1/8	127.3	9	27	13	0	W	30-20
11/11	Jets	S	19	12	188	63.2	9.9	15.7	2	0	38t	4/22	131.0	7	34	18	0	W	28-7
11/25	at Dolphins	S	27	21	224	77.8	8.3	10.7	2	0	32	2/8	125.9	5	38	20	0	L	21-24
12/02	at Bears	S	37	23	293	62.2	7.9	12.7	2	0	49	2/10	104.9	9	71	13	0	W	23-17+
12/09	Cardinals	S	13	7	148	53.8	11.4	21.1	1	1	67	1/7	88.0	3	12	6	0	W	58-0
12/16	at Bills	S	23	14	205	60.9	8.9	14.6	1	0	44	2/9	104.4	9	92	25t	3	W	50-17
12/23	49ers	S	21	15	171	71.4	8.1	11.4	4	1	43	1/1	115.3	6	29	9	0	W	42-13
12/30	Rams	S	19	15	250	78.9	13.2	16.7	1	0	49	6/41	136.3	10	58	15	1	W	20-13
2012 TOTALS	16-16		393	252	3,118	64.1	7.9	12.4	26	10	67	33/203	100.0	94	489	25t	4	11-5	
+ - Overtime																			

RUSSELL WILSON'S 2018 GXG POSTSEASON STATISTICS (SEAHAWKS)																		
DATE	OPPONENT	p/s	PASSING										RUSHING					
			ATT	CMP	YDS	PCT	Y/A	Y/C	TD	INT	LG	SK/YD	RATE	ATT	YDS	LG	TD	W/L SCORE
01/05 at Cowboys	S		27	18	233	66.7	8.6	12.9	1	0	53	1/7	105.9	3	14	7	1	L 22-24
2018 TOTALS	1-1		27	18	233	66.7	8.6	12.9	1	0	53	1/7	105.9	3	14	7	1	0-1

RUSSELL WILSON'S 2016 GXG POSTSEASON STATISTICS (SEAHAWKS)																		
DATE	OPPONENT	p/s	PASSING										RUSHING					
			ATT	CMP	YDS	PCT	Y/A	Y/C	TD	INT	LG	SK/YD	RATE	ATT	YDS	LG	TD	W/L SCORE
01/07 Lions	S		30	23	224	76.7	7.5	9.7	2	0	42	3/14	119.3	3	-3	-1	0	W 26-6
01/14 at Falcons	S		30	17	225	56.7	7.5	13.2	2	2	40	3/17	75.0	6	49	14	0	L 20-36
2016 TOTALS	2-2		60	40	449	66.7	7.5	11.2	4	2	42	6/31	97.2	9	46	14	0	1-1


RUSSELL WILSON'S 2015 GXG POSTSEASON STATISTICS (SEAHAWKS)																		
DATE	OPPONENT	p/s	PASSING										RUSHING					
			ATT	CMP	YDS	PCT	Y/A	Y/C	TD	INT	LG	SK/YD	RATE	ATT	YDS	LG	TD	W/L SCORE
01/10 at Vikings	S		26	13	142	50.0	5.5	10.9	1	1	35	2/13	63.3	5	21	11	0	W 10-9
01/17 at Panthers	S		48	31	366	64.6	7.6	11.8	3	2	33t	5/41	91.1	3	32	14	0	L 24-31
2015 TOTALS	2-2		74	44	508	59.5	6.9	11.5	4	3	35	7/54	81.4	8	53	14	0	1-1

RUSSELL WILSON'S 2014 GXG POSTSEASON STATISTICS (SEAHAWKS)																		
DATE	OPPONENT	p/s	PASSING										RUSHING					
			ATT	CMP	YDS	PCT	Y/A	Y/C	TD	INT	LG	SK/YD	RATE	ATT	YDS	LG	TD	W/L SCORE
01/10 Panthers	S		22	15	268	68.2	12.2	17.9	3	0	63t	2/20	149.2	7	22	14	0	W 31-17
01/18 Packers	S		29	14	209	48.3	7.2	14.9	1	4	35t	5/25	44.3	7	25	15	1	W 28-22+
02/01 Patriots	S		21	12	247	57.1	11.8	20.6	2	1	45	3/13	110.6	3	39	17	0	L 24-28
2014 TOTALS	3-3		72	41	724	56.9	10.1	17.7	6	5	63t	10/58	90.3	17	86	17	1	2-1

+- Overtime

RUSSELL WILSON'S 2013 GXG POSTSEASON STATISTICS (SEAHAWKS)																		
DATE	OPPONENT	p/s	PASSING										RUSHING					
			ATT	CMP	YDS	PCT	Y/A	Y/C	TD	INT	LG	SK/YD	RATE	ATT	YDS	LG	TD	W/L SCORE
01/11 Saints	S		18	9	103	50.0	5.7	11.4	0	0	25	3/0	67.6	3	16	8	0	W 23-15
01/19 49ers	S		25	16	215	64.0	8.6	13.4	1	0	51	4/22	104.6	5	0	3	0	W 23-17
02/02 at Broncos	S		25	18	206	72.0	8.2	11.4	2	0	37	0/0	123.1	3	26	16	0	W 43-8
2013 TOTALS	3-3		68	43	524	63.2	7.7	12.2	3	0	51	7/22	101.6	11	42	16	0	3-0

RUSSELL WILSON'S 2012 GXG POSTSEASON STATISTICS (SEAHAWKS)																		
DATE	OPPONENT	p/s	PASSING										RUSHING					
			ATT	CMP	YDS	PCT	Y/A	Y/C	TD	INT	LG	SK/YD	RATE	ATT	YDS	LG	TD	W/L SCORE
01/06 at Redskins	S		26	15	187	57.7	7.2	12.5	1	0	33	5/31	92.9	8	67	28	0	W 24-14
01/13 at Falcons	S		36	24	385	66.7	10.7	16.0	2	1	34	2/17	109.1	7	60	17	1	L 28-30
2012 TOTALS	2-2		62	39	572	62.9	9.2	14.7	3	1	34	7/48	102.4	15	127	28	1	1-1



# 72 | DEFENSIVE TACKLE

## AL WOODS

Height: 6-4  
College: LSU  
Seasons: NFL : 10th. Seahawks 1st  
Born: March 25, 1987  
Hometown: Jennings, La.

### TRANSACTIONS:

04/24/10: Drafted by New Orleans (4th round, 123rd)  
09/05/10: Waived by New Orleans  
09/08/10: Signed to Pittsburgh PS  
11/03/10: Signed with Tampa Bay as FA  
09/03/11: Waived by Tampa Bay  
09/04/11: Claimed off waivers by Seattle  
11/08/11: Waived by Seattle  
11/09/11: Claimed off waivers by Pittsburgh  
03/13/14: Signed with Tennessee as UFA  
03/14/16: Signed with Tennessee as UFA  
03/08/17: Released by Tennessee  
03/17/17: Signed with Indianapolis as FA  
12/18/18: Placed on IR (foot)  
03/13/19: Contract expired  
05/13/19: Signed with Seattle as FA

### CAREER HIGHLIGHTS:

- Has played for five teams in his nine seasons, including playing two games with Seattle in 2011
- Started all 16 games at nose tackle for the first time in his career in 2017 for the Colts and posted a career-high 44 tackles (20 solo), 1.0 sack, 5.0

TFLs and two QB hits

- In 2015 for Tennessee, played in 15 games (nine starts) and combined for a career-high 31 tackles (14 solo), 3.0 TFLs and one QB hit

**COLLEGE:** Appeared in 41 career games (16 starts) over the course of his four seasons at LSU (2006-09), compiling 73 tackles (35 solo), 8.0 TFLs, 3.5 sacks, two passes defended, one QB hit and three fumble recoveries. Started all 13 games as a senior in 2009, recording a career-best 33 tackles (15 solo), 5.5 TFLs, 1.0 sack, two passes defended and a blocked field goal that was returned for a TD by teammate Patrick Peterson. Appeared in 10 games with three starts as a junior in 2008, tallying 11 tackles (four solo). Saw action in 12 games, including the BCS National Championship Game, as a sophomore in 2007. Played in six games, including the Sugar Bowl, as a true freshman in 2006.

**PERSONAL:** Attended Elton (La.) High School and earned All-America honors as a senior by Parade Magazine, USA TODAY and Reebok. Represented the state of Louisiana in the U.S. Army All-American Bowl. Finished senior season with 109 tackles and 12.0 TFLs. Also played O-line. Logged 100 tackles and 11.0 TFLs as a junior. Received first-team all-state and all-district honors in each of his last two seasons. Majored in general studies with concentrations in African-American studies, communication studies and sports studies. Born in Jennings, La.

### AL WOODS' NFL REGULAR SEASON DEFENSIVE STATISTICS

DATE	TEAM	GP	GS	TK	S	A	TACKLES				QBH	INTERCEPTIONS					O. FUMB			ST				MISC			
							TFL	YDS	SK	YDS		NO	YDS	LG	TD	PD	FF	FR	YDS	TK	S	A	FF	FR	S	A	
2010	Buccaneers	9	0	17	12	5	0	0	0.5	2.5	1	0	0	0	0	0	0	0	0	0	0	0	0	0	0	0	
2011	Seahawks	2	0	2	1	1	0	0	0.0	0.0	0	0	0	0	0	0	0	0	0	0	0	0	0	0	0	0	
Went from <b>Seahawks</b> to <b>Steelers</b> .																											
2011	Steelers	0	0	0	0	0	0	0	0.0	0.0	0	0	0	0	0	0	0	0	0	0	0	0	0	0	0	0	
2011	TOTAL	2	0	2	1	1	0	0	0.0	0.0	0	0	0	0	0	0	0	0	0	0	0	0	0	0	0	0	
2012	Steelers	12	0	3	1	2	0	0	0.0	0.0	0	0	0	0	0	0	0	0	0	0	0	0	0	0	0	0	
2013	Steelers	16	2	16	8	8	1	6	2.0	6.0	3	0	0	0	0	2	0	0	0	0	0	0	0	0	0	0	
2014	Titans	16	1	26	13	13	3	14	1.0	7.0	1	0	0	0	0	0	0	0	0	0	0	0	0	0	0	0	
2015	Titans	14	9	22	14	8	3	7	0.0	0.0	1	0	0	0	0	0	0	0	0	0	0	0	0	0	0	0	
2016	Titans	12	7	18	14	4	2	2	0.0	0.0	0	0	0	0	0	0	0	0	0	0	0	0	0	0	0	0	
2017	Colts	16	16	44	20	24	5	18	1.0	7.0	2	0	0	0	0	0	0	0	0	0	0	0	0	0	0	0	
2018	Colts	14	8	24	10	14	1	2	0.0	0.0	2	0	0	0	0	1	0	0	0	0	0	0	0	0	0	0	
2019	Seahawks	9	5	20	9	11	1	2	0.0	0.0	0	0	0	0	0	0	0	1	5	0	0	0	0	0	0	0	
NFL TOTALS		120	48	192	102	90	16	51	4.5	22.5	10	0	0	0	0	3	0	1	5	0	0	0	0	0	0	0	

### AL WOODS' NFL POSTSEASON DEFENSIVE STATISTICS

TACKLES												INTERCEPTIONS					O. FUMB			ST					MISC	
DATE	TEAM	GP	GS	TK	S	A	TFL	YDS	SK	YDS	QBH	NO	YDS	LG	TD	PD	FF	FR	YDS	TK	S	A	FF	FR	S	A
2011	Steelers	0	0	0	0	0	0	0	0.0	0.0	0	0	0	0	0	0	0	0	0	0	0	0	0	0	0	0
2018	Colts	0	0	0	0	0	0	0	0.0	0.0	0	0	0	0	0	0	0	0	0	0	0	0	0	0	0	0
NFL TOTALS		0	0	0	0	0	0	0	0.0	0.0	0	0	0	0	0	0	0	0	0	0	0	0	0	0	0	0

AL WOODS' SINGLE-GAME HIGHS: DEFENSIVE			
<b>Total Tackles</b>	5 vs. Houston Texans, Sep 30, 2018	<b>Fumble Recoveries</b>	1 vs. Cincinnati Bengals, Sep 08, 2019
	...5 more at 5.	<b>Tackles For Loss</b>	2 at Cleveland Browns, Sep 20, 2015
<b>Sacks</b>	2.0 at Cleveland Browns, Nov 24, 2013		
<b>Passes Defensed</b>	1 vs. Buffalo Bills, Oct 21, 2018		
	...2 more at 1.		

AL WOODS' 2019 GXG REGULAR SEASON STATISTICS (SEAHAWKS)																						
		TACKLES								INTERCEPTIONS					O. FUMB			ST				
DATE	OPPONENT	TK	S	A	SK	YDS	TFL	YDS	QBH	NO	YDS	LG	TD	PD	FF	FR	YDS	TK	S	A	FF	FR
09/08	Bengals S	2	1	1	0.0	0.0	0	0	0	0	0	0	0	0	0	1	5	0	0	0	0	0
09/15	at Steelers S	4	3	1	0.0	0.0	0	0	0	0	0	0	0	0	0	0	0	0	0	0	0	0
09/22	Saints S	4	0	4	0.0	0.0	0	0	0	0	0	0	0	0	0	0	0	0	0	0	0	0
09/29	at Cardinals P	2	2	0	0.0	0.0	0	0	0	0	0	0	0	0	0	0	0	0	0	0	0	0
10/03	Rams S	2	0	2	0.0	0.0	0	0	0	0	0	0	0	0	0	0	0	0	0	0	0	0
10/13	at Browns S	2	1	1	0.0	0.0	0	0	0	0	0	0	0	0	0	0	0	0	0	0	0	0
10/20	Ravens P	1	1	0	0.0	0.0	1	2	0	0	0	0	0	0	0	0	0	0	0	0	0	0
10/27	at Falcons P	2	1	1	0.0	0.0	0	0	0	0	0	0	0	0	0	0	0	0	0	0	0	0
11/03	Buccaneers P	1	0	1	0.0	0.0	0	0	0	0	0	0	0	0	0	0	0	0	0	0	0	0
2019 TOTALS	9-5	20	9	11	0.0	0.0	1	2	0	0	0	0	0	0	0	1	5	0	0	0	0	0
+ - Overtime																						



# 50 | LINEBACKER

## K.J. WRIGHT

Height: 6-4  
College: Mississippi State  
Seasons: NFL : 9th. Seahawks 9th  
Born: July 23, 1989  
Hometown: Olive Branch, Miss.



'13 '16  
2019 SEASON:

09/29 at AZ: Totaled seven tackles and moved into fifth place on the Seahawks all-time list ahead of Chad Brown (744).

10/03 vs. LAR: Led team with 10 tackles.

### TRANSACTIONS:

04/30/11: Drafted by Seattle (4th round, 99th)

12/18/14: Signed multi-year contract extension with Seattle

03/15/19: Re-signed with Seattle as UFA

### NFL CAREER HIGHLIGHTS:

• Started all 16 games in 2016 and set career-highs in tackles (126, 72 solo) and sacks (4.0) and tied a career high with five passes defended. Was selected to his first Pro Bowl.

• Moved to weakside linebacker and started 13 of 13 games in 2013 played, missing the last three games with a broken foot suffered at San Francisco (12/8). Missed the Divisional Playoff Game vs. New Orleans but returned to play in both the NFC Championship and Super Bowl XLVIII.

• Started Super Bowl XLVIII. Recorded eight tackles (5 solo) in the 2013 postseason with seven tackles (5 solo) coming in SBXLVIII.

• His emergence during rookie season led to team trading Aaron Curry to Oakland on October 13, 2011. Started 12 of 16 games played and recorded 61 tackles (46 solo) and 2.0 sacks in 2011. Posted a career-high eight tackles in back-to-back games (vs. St. Louis, 12/12/11 and at Chicago, 12/18/11).

**HONORS:** 2016: Pro Bowl.

**COLLEGE:** Started 35 of 47 games at Mississippi State (22 at strong-side outside linebacker and 13 at weak-side linebacker). Finished career with 259 tackles (131 solo), including nine sacks for minus 60 yards, 23.5 stops for loss totaling 104 yards and 11 quarterback pressures. Forced and recovered three fumbles and had 14 passes defended.

**PERSONAL:** Attended Olive Branch (Miss.) High School. Regarded as the nation's 45th best strong-side outside linebacker. Selected to play in the Mississippi/Alabama All-Star Classic. Named first-team, all-state on the defensive line by the Clarion-Ledger in all classifications following his senior season. Also earned first-team, all-state mention by the Mississippi Association of Coaches at outside linebacker in Class 5A. Recorded 91 total tackles, 13 sacks and an interception. Helped Olive Branch to a 12-2 overall record as a senior. Also a standout for an undefeated basketball team as a senior. Born Kenneth Bernard Wright Jr. in Memphis, Tenn.

### K.J. WRIGHT'S NFL REGULAR SEASON DEFENSIVE STATISTICS

DATE	TEAM	GP	GS	TACKLES								INTERCEPTIONS					O. FUMB			ST				
				TK	S	A	TFL	YDS	SK	YDS	QBH	NO	YDS	LG	TD	PD	FF	FR	YDS	TK	S	A	FF	FR
2011	Seahawks	16	12	61	46	15	10	0	2.0	9.0	4	0	0	0	3	1	1	30	4	4	0	0	0	
2012	Seahawks	15	15	96	66	30	8	0	1.0	13.0	3	1	24	24	0	5	1	0	0	2	2	0	0	
2013	Seahawks	13	13	80	46	34	4	12	1.5	4.5	2	0	0	0	0	4	0	1	0	0	0	0	0	
2014	Seahawks	16	16	106	73	33	5	11	2.0	8.0	2	0	0	0	0	4	3	1	0	1	0	1	0	
2015	Seahawks	16	16	116	71	45	4	13	1.0	11.0	2	0	0	0	0	3	4	2	4	0	0	0	0	
2016	Seahawks	16	16	126	72	54	12	29	4.0	7.0	8	0	0	0	0	5	1	1	0	0	0	0	0	
2017	Seahawks	15	15	108	71	37	5	14	0.0	0.0	3	1	1	1	0	6	0	1	0	0	0	0	0	
2018	Seahawks	5	5	23	15	8	2	7	0.0	0.0	0	0	0	0	0	3	0	0	0	0	0	0	0	
2019	Seahawks	9	9	78	39	39	2	3	0.0	0.0	0	1	0	0	0	6	0	0	0	0	0	0	0	
NFL TOTALS		121	117	794	499	295	52	89	11.5	52.5	24	3	25	24	0	39	10	7	34	7	6	1	0	0

### K.J. WRIGHT'S NFL POSTSEASON DEFENSIVE STATISTICS

TACKLES										INTERCEPTIONS					O. FUMB			ST						
DATE	TEAM	GP	GS	TK	S	A	TFL	YDS	SK	YDS	QBH	NO	YDS	LG	TD	PD	FF	FR	YDS	TK	S	A	FF	FR
2012	Seahawks	2	2	16	8	8	2	0	0.0	0.0	0	0	0	0	0	2	0	0	0	0	0	0	0	0
2013	Seahawks	2	1	8	5	3	1	1	0.0	0.0	0	0	0	0	0	0	0	0	0	1	1	0	0	0
2014	Seahawks	3	3	23	16	7	0	0	0.0	0.0	1	0	0	0	0	1	0	0	0	0	0	0	0	0
2015	Seahawks	2	2	21	11	10	1	5	0.5	3.0	1	0	0	0	0	0	0	0	0	0	0	0	0	0
2016	Seahawks	2	2	16	8	8	0	0	0.0	0.0	0	0	0	0	0	0	0	0	0	0	0	0	0	0
2018	Seahawks	1	1	8	7	1	1	3	0.0	0.0	0	1	0	0	0	1	0	0	0	0	0	0	0	0
NFL TOTALS		12	11	92	55	37	5	9	0.5	3.0	2	1	0	0	0	4	0	0	0	1	1	0	0	0

K.J. WRIGHT'S SINGLE-GAME HIGHS: DEFENSIVE			
<b>Total Tackles</b>	15 vs. Houston Texans, Oct 29, 2017	<b>Tackles For Loss</b>	3 vs. St. Louis Rams, Dec 12, 2011
<b>Sacks</b>	1.0 at San Francisco 49ers, Jan 01, 2017 ...10 more at 1.0.	<b>Interceptions</b>	1 at Cleveland Browns, Oct 13, 2019 ...2 more at 1.
<b>Passes Defensed</b>	2 vs. Baltimore Ravens, Oct 20, 2019 ...3 more at 2.	<b>Interception Return Yards</b>	24 at Buffalo Bills, Dec 16, 2012
<b>Forced Fumbles</b>	1 vs. Carolina Panthers, Dec 04, 2016 ...9 more at 1.	<b>Special Teams Tackles</b>	2 at Pittsburgh Steelers, Sep 18, 2011
<b>Fumble Recoveries</b>	1 at Dallas Cowboys, Dec 24, 2017 ...6 more at 1.		

K.J. WRIGHT'S 2019 GXG REGULAR SEASON STATISTICS (SEAHAWKS)																											
DATE OPPONENT		TACKLES								INTERCEPTIONS					O. FUMB			ST					MISC		W/L	SCORE	
		TK	S	A	SK	YDS	TFL	YDS	QBH	NO	YDS	LG	TD	PD	FF	FR	YDS	TK	S	A	FF	FR	S	A			
09/08	Bengals	S	5	2	3	0.0	0.0	0	0	0	0	0	0	0	0	0	0	0	0	0	0	0	0	0	W	21-20	
09/15	at Steelers	S	8	6	2	0.0	0.0	0	0	0	0	0	0	0	0	0	0	0	0	0	0	0	0	0	W	28-26	
09/22	Saints	S	12	4	8	0.0	0.0	0	0	0	0	0	0	1	0	0	0	0	0	0	0	0	0	0	L	27-33	
09/29	at Cardinals	S	7	2	5	0.0	0.0	0	0	0	0	0	0	0	0	0	0	0	0	0	0	0	0	0	W	27-10	
10/03	Rams	S	10	7	3	0.0	0.0	0	0	0	0	0	0	1	0	0	0	0	0	0	0	0	0	0	W	30-29	
10/13	at Browns	S	8	5	3	0.0	0.0	2	3	0	1	0	0	1	0	0	0	0	0	0	0	0	0	0	W	32-28	
10/20	Ravens	S	8	4	4	0.0	0.0	0	0	0	0	0	0	2	0	0	0	0	0	0	0	0	0	0	L	16-30	
10/27	at Falcons	S	10	3	7	0.0	0.0	0	0	0	0	0	0	0	0	0	0	0	0	0	0	0	0	0	W	27-20	
11/03	Buccaneers	S	10	6	4	0.0	0.0	0	0	0	0	0	0	1	0	0	0	0	0	0	0	0	0	0	W	40-34+	
2019 TOTALS	9-9	78	39	39	0.0	0.0	2	3	0	1	0	0	0	6	0	0	0	0	0	0	0	0	0	0	7-2		
+ - Overtime																											



# 1 | CORNERBACK JEREMY BOYKINS

Height: 6-2  
College: Central Florida  
Seasons: NFL : 3rd. Seahawks 2nd  
Born: May 29, 1995  
Hometown: Jacksonville, Fla.

## TRANSACTIONS:

05/15/17: Signed with Tennessee as undrafted FA  
08/30/17: Waived injured by Tennessee  
09/02/17: Placed on IR by Tennessee (groin)  
09/05/17: Waived injury settlement by Tennessee  
11/16/17: Signed to Atlanta PS  
12/06/17: Released by Atlanta  
01/01/18: Signed to Tennessee PS  
01/15/18: Signed reserve/future contract with Tennessee  
06/14/18: Waived by Tennessee  
08/02/18: Signed by Seattle as FA  
09/01/18: Waived by Seattle  
10/31/18: Signed to Seattle PS  
01/07/19: Signed reserve/future contract with Seattle  
09/01/19: Placed on IR

## NFL CAREER HIGHLIGHTS:

- Originally signed as an undrafted free agent with Tennessee in 2017.
- Spent time on the Titans and Falcons practice squads in 2017. Spent most of the 2018 season on Seattle's practice squad.

**COLLEGE:** Appeared in 21 games over two seasons at Central Florida and participated in the 2017 FBS All-Americans Tropical Bowl. Posted 35 tackles, four passes defended and one sack from 2015-16. Played at Georgia Military College from 2013-14 where he totaled 23 tackles, four interceptions and 10 passes defended. As a senior (2016), played in all 13 games totaling 14 tackles and three passes defended. Had two tackles and one pass defended at both UConn (10/22) and against Tulsa (11/19). As a junior (2015), started three games at corner and tallied 21 tackles with one sack and one pass defended in eight games. As a sophomore (2014), recorded 20 tackles, one interception and five passes defended at Georgia Military. As a freshman (2013), logged three tackles, three interceptions for 17 yards and five passes defended.

**PERSONAL:** Attended Oakleaf (Fla.) High School. Born on May 29, 1995, in Jacksonville, Fla.

## JEREMY BOYKINS' NFL REGULAR SEASON DEFENSIVE STATISTICS

TACKLES											INTERCEPTIONS					O. FUMB			ST					
DATE	TEAM	GP	GS	TK	S	A	TFL	YDS	SK	YDS	QBH	NO	YDS	LG	TD	PD	FF	FR	YDS	TK	S	A	FF	FR
2017	Titans	0	0	0	0	0	0	0	0.0	0.0	0	0	0	0	0	0	0	0	0	0	0	0	0	0
2018	Seahawks	0	0	0	0	0	0	0	0.0	0.0	0	0	0	0	0	0	0	0	0	0	0	0	0	0
2019	Seahawks	0	0	0	0	0	0	0	0.0	0.0	0	0	0	0	0	0	0	0	0	0	0	0	0	0
NFL TOTALS		0	0	0	0	0	0	0	0.0	0.0	0	0	0	0	0	0	0	0	0	0	0	0	0	0

## JEREMY BOYKINS' NFL POSTSEASON DEFENSIVE STATISTICS

TACKLES											INTERCEPTIONS					O. FUMB			ST					
DATE	TEAM	GP	GS	TK	S	A	TFL	YDS	SK	YDS	QBH	NO	YDS	LG	TD	PD	FF	FR	YDS	TK	S	A	FF	FR
2017	Titans	0	0	0	0	0	0	0	0.0	0.0	0	0	0	0	0	0	0	0	0	0	0	0	0	0
2018	Seahawks	0	0	0	0	0	0	0	0.0	0.0	0	0	0	0	0	0	0	0	0	0	0	0	0	0
NFL TOTALS		0	0	0	0	0	0	0	0.0	0.0	0	0	0	0	0	0	0	0	0	0	0	0	0	0

## JEREMY BOYKINS' 2019 GXG REGULAR SEASON STATISTICS (SEAHAWKS)

		TACKLES								INTERCEPTIONS					O. FUMB			ST					MISC			
DATE	OPPONENT	TK	S	A	SK	YDS	TFL	YDS	QBH	NO	YDS	LG	TD	PD	FF	FR	YDS	TK	S	A	FF	FR	S	AW/L	SCORE	
09/08	Bengals										INJURED RESERVE													W	21-20	
09/15	at Steelers										INJURED RESERVE													W	28-26	
09/22	Saints										INJURED RESERVE													L	27-33	
09/29	at Cardinals										INJURED RESERVE													W	27-10	
10/03	Rams										INJURED RESERVE													W	30-29	
10/13	at Browns										INJURED RESERVE													W	32-28	
10/20	Ravens										INJURED RESERVE													L	16-30	
10/27	at Falcons										INJURED RESERVE													W	27-20	
11/03	Buccaneers										INJURED RESERVE													W	40-34+	
2019 TOTALS		0	0	0	0.0	0.0	0	0	0	0	0	0	0	0	0	0	0	0	0	0	0	0	0	0	7-2	

+ - Overtime



# 68 | CENTER JUSTIN BRITT

Height: 6-6  
College: Missouri  
Seasons: NFL : 6th. Seahawks 6th  
Born: May 29, 1991  
Hometown: Lebanon, Mo.

## 2019 SEASON:

10/27 at ATL: Injured knee on the first series of the game and did not return.

## TRANSACTIONS:

05/09/14: Drafted by Seattle (2nd round, 64th)  
08/17/17: Signed multi-year contract with Seattle  
10/29/19: Placed on IR (knee)

## NFL CAREER HIGHLIGHTS:

- Changed positions to center in 2016 after playing RT in 2014 and LG in 2015.
- Centered a Seahawks offense that led the NFL in rushing in 2018 averaging 160.0 yards per game.
- Started all 16 games in 2015 at LG, with two postseason starts. Started all 16 games at right tackle as a rookie and two postseason games. Missed the 2014 NFC Championship game with a knee injury.
- Helped Seattle set a franchise record in 2014 for most rushing yards in a season (2,762), the third-highest total in the NFL since 1985. Also helped team set club records for most total yards in a season (6,012), total yards in a game (596 at Arizona, 12/21) and rushing yards in a game (350 vs. NY Giants, 11/9).
- Was the fourth tackle chosen in the second round in club history (Last: Todd Weiner, 1998). Highest player drafted out of Missouri and only the second player drafted out of Missouri in club history (Last: Tony Davis, 1985).

**COLLEGE:** Started 36 of the 49 games games played for Missouri, starting 30 of those contests at left tackle and six 2012 games on the right side. As a senior, was an Associated Press All-Southeastern Conference first-team selection and received second-team honors from the league's coaches. Started all 14 games at left tackle playing a major role in the rushing attack establishing a school single-season record with 3,330 yards, topping the old mark of 3,230 yards by the 1942 team. Started nine games as a junior and received the team's Underclassman Leadership Award. Had three starting assignments at left tackle around six more starts at right tackle. As a sophomore, started all 13 games at left tackle for the Tigers and helped an explosive offense generate 6,182 yards, ranking 12th in the nation with an average of 475.54 yards per game. Was an academic All-Big 12 Conference second-team choice as a freshman. Appeared in all 13 games to earn his first varsity letter. Performed as a key reserve at both offensive guard positions.

**PERSONAL:** Attended Lebanon (Mo.) High School. Played on both sides of the line of scrimmage during his prep career, concentrating at left tackle on offense. His senior campaign resulted in a regional championship and won a state playoff game for only the second time in school history. Earned first-team All-State, All-District and All-Conference honors as a senior. Allowed only one sack in 2008 in 434 pass attempts. Also excelled in wrestling and track at Lebanon High. Won the Class IV Missouri state heavyweight championship as a senior in 2009, going a perfect 45-0 on the schedule. Graduated from the University of Missouri's School of Education. Son of Kelly and Chris Britt. Married to Alicia with daughter Navy Noelle and son, Miller Everett.

## JUSTIN BRITT'S NFL REGULAR SEASON STATISTICS

DATE	TEAM	GP	GS
2014	Seahawks	16	16
2015	Seahawks	16	16
2016	Seahawks	15	15
2017	Seahawks	16	16
2018	Seahawks	16	15
2019	Seahawks	8	8
NFL TOTALS		87	86

## JUSTIN BRITT'S NFL POSTSEASON STATISTICS

DATE	TEAM	GP	GS
2014	Seahawks	2	2
2015	Seahawks	2	2
2016	Seahawks	2	2
2018	Seahawks	1	1
NFL TOTALS		7	7



JUSTIN BRITT'S 2019 GXG REGULAR SEASON STATISTICS (SEAHAWKS)											
DATE	OPPONENT	P/S									W/L SCORE
09/08	Bengals	S									W 21-20
09/15	at Steelers	S									W 28-26
09/22	Saints	S									L 27-33
09/29	at Cardinals	S									W 27-10
10/03	Rams	S									W 30-29
10/13	at Browns	S									W 32-28
10/20	Ravens	S									L 16-30
10/27	at Falcons	S									W 27-20
11/03	Buccaneers		INJURED RESERVE								W 40-34+
2019 TOTALS		8-8									7-2

+ - Overtime



41

RUNNING BACK

ADAM CHOICE

Height: 5-9

College:

Season:

Born:

Hometown:

Weight: 209

Clemson

Rookie

November 30, 1995

Thomasville, Ga.

TRANSACTIONS:

- 05/03/19: Signed by Seattle as undrafted FA
- 05/29/19: Waived/injured
- 05/30/19: Placed on injured reserve

Began career as one of Clemson’s top running backs during the first half of 2014 before suffering a season-ending knee injury at Boston College. Redshirted the 2015 season and returned as a reserve running back for the 2016-18 seasons. Was a respected team leader who was voted by his teammates as “Most Inspirational” after completing his career with 1,250 rushing yards and 14 touchdowns on 239 carries along with 22 receptions for 179 yards in 561 snaps over 45 games. Recorded 77 carries for 548 yards and seven touchdowns in 15 games as a senior. Was a top-125 player and No. 10 running back in the nation and No. 7 player in Georgia by

Rivals.com as an option quarterback at Thomas County Central High who started for three years and finished as the school’s all-time leading rusher (5,095). Had a region-high 1,521 yards and 14 touchdowns on 191 carries in 10 games as a senior; had at least 100 yards in every game but one and had two 200-yard games. Choice was an outstanding baseball player who made the national finals of the MLB Pitch, Hit & Throw Competition at Yankee Stadium in 2008 and when just 12 years old at the time, he fielded fly balls during the home run derby at the MLB All-Star Game. His cousin, Tashard Choice, was a running back at Georgia Tech and played in the NFL. His uncle, Joe Burns, was a running back at Georgia Tech and played with the Buffalo Bills. Choice graduated in 2017 with a degree in psychology and added his master’s degree in human resource development in May of 2019.

ADAM CHOICE'S NFL REGULAR SEASON RUSHING/RECEIVING STATISTICS													
		RUSHING						RECEIVING					
DATE	TEAM	GP	GS	NO.	YDS.	AVG.	LG	TD	NO.	YDS	AVG	LG	TD
2019	Seahawks	0	0	0	0	0.0	0	0	0	0	0.0	0	0
NFL TOTALS		0	0	0	0	0.0	0	0	0	0	0.0	0	0

ADAM CHOICE'S NFL REGULAR SEASON RETURN STATISTICS												
		KICKOFF RETURNS					PUNT RETURNS					
DATE	TEAM	RET.	YDS.	AVG.	LG	TD	NO.	FC	YDS	AVG	LG	TD
2019	Seahawks	0	0	0.0	0	0	0	0	0	0.0	0	0
NFL TOTALS		0	0	0.0	0	0	0	0	0	0.0	0	0

ADAM CHOICE'S 2019 GXG REGULAR SEASON STATISTICS (SEAHAWKS)															
DATE	OPPONENT	P/S	RUSHING					RECEIVING					W/L	SCORE	
			NO	YDS	AVG	LG	TD	NO	YDS	AVG	LG	TD			
09/08	Bengals							INJURED RESERVE						W	21-20
09/15	at Steelers							INJURED RESERVE						W	28-26
09/22	Saints							INJURED RESERVE						L	27-33
09/29	at Cardinals							INJURED RESERVE						W	27-10
10/03	Rams							INJURED RESERVE						W	30-29
10/13	at Browns							INJURED RESERVE						W	32-28
10/20	Ravens							INJURED RESERVE						L	16-30
10/27	at Falcons							INJURED RESERVE						W	27-20
11/03	Buccaneers							INJURED RESERVE						W	40-34+
2019 TOTALS		0-0	0	0	0.0	0	0	0	0	0.0	0	0	0	7-2	
+ - Overtime															

+ - Overtime



# 84 | TIGHT END ED DICKSON

Height: 6-4  
College: Oregon  
Seasons: NFL : 10th. Seahawks 2nd  
Born: July 25, 1987  
Hometown: Inglewood, Calif.



'12

## TRANSACTIONS:

04/23/10: Drafted by Baltimore (3rd Round, 70th)  
04/10/14: Signed with Carolina as UFA  
03/12/15: Re-signed with Carolina as UFA  
03/16/18: Signed with Seattle as UFA  
09/02/19: Placed on IR (knee)

## NFL CAREER HIGHLIGHTS:

- Began 2018 season on PUP (quadriceps), but returned to help Seattle rank atop the NFL in rushing with 2,560 yards.
- Played in 100th career regular season game at Los Angeles Rams (11/6/16).
- Played in 16 games in 20015 with 11 starts and played in all three postseason contests with two starts, including a start at tight end in Super Bowl 50. Finished with 17 receptions for 121 yards and three total touchdowns, including a fumble recovery returned for a touchdown at Tampa Bay (10/4/15).
- Helped Carolina set team records with an NFL-leading 500 points and 59 touchdowns and gain a team-record 357 first downs in 2015.
- Played in 13 games with 11 starts for Baltimore in 2012. Collected 21 receptions for 225 yards. Key member of offense that scored 398 points and gained 5,640 total yards, the most points and second-most yards in franchise history.
- Had two catches for 37 yards in Super Bowl XLVII victory vs. San Francisco (2/3/13). Both came on touchdown drive in the second quarter - one for 23 yards and another for 14 yards.

- Started 16 games for Baltimore in 2011. Finished third on the team with 54 catches for 528 yards and five touchdowns - all career highs.
- Contributed to offense that amassed a franchise-record 553 total yards at St. Louis (9/25/11). Generated 51 yards on five catches.
- Established single-game career highs of 10 receptions, 79 yards and two touchdowns at Seattle (11/13/11). Scored on catches of one yard and 11 yards. Set a Ravens team record for the most receptions in a game by a tight end.
- Played in 15 games with three starts for Baltimore as a rookie in 2010. Grabbed 11 receptions for 152 yards and one touchdown.
- Scored first-career touchdown on a 34-yard catch and run vs. New Orleans (12/19/10).

**COLLEGE:** Played in 52 games with 39 starts at Oregon and totaled 124 receptions for 1,557 yards and 12 touchdowns. Ended career first in school history among tight ends in catches and receiving yards. First-team All-Pac-10 Conference selection as a senior in 2009. Started 13 games and ranked second on the Ducks with 42 catches for 551 yards - a school-record for tight ends - and six touchdowns. Set a school record for the most receptions in a game by a tight end with 11 against California. Second-team All-Pac-10 Conference choice in 2008. Started 13 games and finished second on the team with 508 receiving yards on 35 receptions, including three touchdowns. Started 13 games in 2007 and set a school record for the most catches in a season by a tight end with 43 for 453 yards and three touchdowns. In 2006, played in 13 games. Switched to the defensive line because of injuries. Posted 10 tackles in the first nine games before moving back to the offensive side of the ball for the last four games. Lined up at tight end for three games and wide receiver for one game. Caught four passes for 45 yards. Redshirted as a true freshman in 2005.

**PERSONAL:** Attended Bellflower (Calif.) High School. Majored in family and human services at Oregon.

## ED DICKSON'S NFL REGULAR SEASON RUSHING/RECEIVING STATISTICS

DATE	TEAM	GP	GS	RECEIVING				RUSHING			
				NO.	YDS	AVG	LG	NO.	YDS	AVG	LG
2010	Ravens	15	3	11	152	13.8	58	1	0	0.0	0
2011	Ravens	16	16	54	528	9.8	25	5	0	0.0	0
2012	Ravens	13	11	21	225	10.7	40	0	0	0.0	0
2013	Ravens	16	14	25	273	10.9	43	1	0	0.0	0
2014	Panthers	16	10	10	115	11.5	34	1	0	0.0	0
2015	Panthers	16	11	17	121	7.1	17	2	0	0.0	0
2016	Panthers	16	8	10	134	13.4	28	1	0	0.0	0
2017	Panthers	16	12	30	437	14.6	64	1	0	0.0	0
2018	Seahawks	10	1	12	143	11.9	42	3	1	9.0	9
2019	Seahawks	0	0	0	0	0.0	0	0	0	0.0	0
NFL TOTALS		134	86	190	2,128	11.2	64	15	1	9.0	9

ED DICKSON'S NFL POSTSEASON RUSHING/RECEIVING STATISTICS													
DATE TEAM		GP	GS	RECEIVING					RUSHING				
				NO.	YDS	AVG	LG	TD	NO.	YDS.	AVG.	LG	TD
2010	Ravens	2	1	1	2	2.0	2	0	0	0	0.0	0	0
2011	Ravens	2	1	3	37	12.3	16	0	0	0	0.0	0	0
2012	Ravens	4	3	6	90	15.0	24	0	0	0	0.0	0	0
2014	Panthers	2	2	3	67	22.3	34	0	0	0	0.0	0	0
2015	Panthers	3	2	2	22	11.0	16	0	0	0	0.0	0	0
2017	Panthers	1	1	1	3	3.0	3	0	0	0	0.0	0	0
2018	Seahawks	1	0	4	42	10.5	26	0	0	0	0.0	0	0
NFL TOTALS		15	10	20	263	13.2	34	0	0	0	0.0	0	0

ADDITIONAL STATS											
<b>Kickoff Returns:</b> 2013 (One kickoff return for 0 yards); 2015 (Two kickoff returns for 1 yard). <b>Career:</b> Three kickoff returns for 1 yard.											
<b>Special Teams Tackles:</b> 2012 (4), 2013 (3), 2014 (1), 2015 (5), 2016 (2), 2018 (1); <b>Career:</b> 16.											
<b>Postseason:</b> 2018 (1); <b>Career:</b> 1.											

ED DICKSON'S SINGLE-GAME HIGHS: RUSHING/RECEIVING											
<b>Rush Attempts</b>	1 vs. Arizona Cardinals, Dec 30, 2018						<b>All-purpose yards</b>	175 at Detroit Lions, Oct 08, 2017			
<b>Rushing Yards</b>	9 vs. Arizona Cardinals, Dec 30, 2018						<b>Kickoff Returns</b>	1 at New York Giants, Dec 20, 2015			
<b>Longest Runs</b>	9 vs. Arizona Cardinals, Dec 30, 2018							...2 more at 1.			
<b>Receptions</b>	10 at Seattle Seahawks, Nov 13, 2011						<b>Kickoff Return Yards</b>	1 at New York Giants, Dec 20, 2015			
<b>Receiving Yards</b>	175 at Detroit Lions, Oct 08, 2017						<b>Longest Kickoff Return</b>	1 at New York Giants, Dec 20, 2015			
<b>Longest Receptions</b>	64 at Detroit Lions, Oct 08, 2017						<b>Special Teams Tackles</b>	2 vs. Houston Texans, Sep 20, 2015			
<b>Receiving TDs</b>	2 at Seattle Seahawks, Nov 13, 2011							...1 more at 2.			
							<b>Miscellaneous Tackles</b>	1 vs. Atlanta Falcons, Nov 05, 2017			
								...6 more at 1.			
							<b>Most TDs</b>	2 at Seattle Seahawks, Nov 13, 2011			

ED DICKSON'S 100-YARD RECEIVING GAMES (1): REGULAR SEASON						
DATE	TEAM	NO.	YDS.	AVG.	LG	TD
10/08/17	at Lions	5	175	35.0	64	0

ED DICKSON'S 2019 GXG REGULAR SEASON STATISTICS (SEAHAWKS)													
RECEIVING							RUSHING						
DATE	OPPONENT	p/s	NO	YDS	AVG	LG	TD	NO	YDS	AVG	LG	TD	W/L SCORE
09/08	Bengals						INJURED RESERVE						W 21-20
09/15	at Steelers						INJURED RESERVE						W 28-26
09/22	Saints						INJURED RESERVE						L 27-33
09/29	at Cardinals						INJURED RESERVE						W 27-10
10/03	Rams						INJURED RESERVE						W 30-29
10/13	at Browns						INJURED RESERVE						W 32-28
10/20	Ravens						INJURED RESERVE						L 16-30
10/27	at Falcons						INJURED RESERVE						W 27-20
11/03	Buccaneers						INJURED RESERVE						W 40-34+
2019 TOTALS		0-0	0	0	0.0	0	0	0	0	0.0	0	0	7-2
+ - Overtime													

ED DICKSON'S 2018 GXG REGULAR SEASON STATISTICS (SEAHAWKS)													
DATE	OPPONENT	P/S	RECEIVING					RUSHING					W/L SCORE
			NO	YDS	AVG	LG	TD	NO	YDS	AVG	LG	TD	
09/09 at Broncos							DID NOT PLAY						L 24-27
09/17 at Bears							DID NOT PLAY						L 17-24
09/23 Cowboys							DID NOT PLAY						W 24-13
09/30 at Cardinals							DID NOT PLAY						W 20-17
10/07 Rams							DID NOT PLAY						L 31-33
10/14 at Raiders							DID NOT PLAY						W 27-3
10/28 at Lions	P		2	54	27.0	42	1	0	0	0.0	0	0	W 28-14
11/04 Chargers	P		0	0	0.0	0	0	0	0	0.0	0	0	L 17-25
11/11 at Rams	P		1	24	24.0	24	0	0	0	0.0	0	0	L 31-36
11/15 Packers	P		1	15	15.0	15t	1	0	0	0.0	0	0	W 27-24
11/25 at Panthers	P		2	13	6.5	9	0	0	0	0.0	0	0	W 30-27
12/02 49ers	P		0	0	0.0	0	0	0	0	0.0	0	0	W 43-16
12/10 Vikings	P		1	4	4.0	4	0	0	0	0.0	0	0	W 21-7
12/16 at 49ers	P		2	14	7.0	8	0	0	0	0.0	0	0	L 23-26+
12/23 Chiefs	S		3	19	6.3	18	1	0	0	0.0	0	0	W 38-31
12/30 Cardinals	P		0	0	0.0	0	0	1	9	9.0	9	0	W 27-24
2018 TOTALS	10-1		12	143	11.9	42	3	1	9	9.0	9	0	10-6

+ - Overtime

ED DICKSON'S 2017 GXG REGULAR SEASON STATISTICS (PANTHERS)													
DATE	OPPONENT	P/S	RECEIVING					RUSHING					W/L SCORE
			NO	YDS	AVG	LG	TD	NO	YDS	AVG	LG	TD	
09/10 at 49ers	P		0	0	0.0	0	0	0	0	0.0	0	0	W 23-3
09/17 Bills	S		2	26	13.0	20	0	0	0	0.0	0	0	W 9-3
09/24 Saints	S		1	8	8.0	8	0	0	0	0.0	0	0	L 13-34
10/01 at Patriots	S		3	62	20.7	25	0	0	0	0.0	0	0	W 33-30
10/08 at Lions	S		5	175	35.0	64	0	0	0	0.0	0	0	W 27-24
10/12 Eagles	S		4	36	9.0	13	0	0	0	0.0	0	0	L 23-28
10/22 at Bears	S		3	18	6.0	11	0	0	0	0.0	0	0	L 3-17
10/29 at Buccaneers	S		4	24	6.0	14	0	0	0	0.0	0	0	W 17-3
11/05 Falcons	S		0	0	0.0	0	0	0	0	0.0	0	0	W 20-17
11/13 Dolphins	S		3	33	11.0	20	1	0	0	0.0	0	0	W 45-21
11/26 at Jets	S		1	15	15.0	15	0	0	0	0.0	0	0	W 35-27
12/03 at Saints	S		2	18	9.0	12	0	0	0	0.0	0	0	L 21-31
12/10 Vikings	P		0	0	0.0	0	0	0	0	0.0	0	0	W 31-24
12/17 Packers	P		0	0	0.0	0	0	0	0	0.0	0	0	W 31-24
12/24 Buccaneers	P		0	0	0.0	0	0	0	0	0.0	0	0	W 22-19
12/31 at Falcons	S		2	22	11.0	11	0	0	0	0.0	0	0	L 10-22
2017 TOTALS	16-12		30	437	14.6	64	1	0	0	0.0	0	0	11-5

ED DICKSON'S 2016 GXG REGULAR SEASON STATISTICS (PANTHERS)													
DATE	OPPONENT	P/S	RECEIVING					RUSHING					W/L SCORE
			NO	YDS	AVG	LG	TD	NO	YDS	AVG	LG	TD	
09/08 at Broncos	S		0	0	0.0	0	0	0	0	0.0	0	0	L 20-21
09/18 49ers	S		0	0	0.0	0	0	0	0	0.0	0	0	W 46-27
09/25 Vikings	P		1	23	23.0	23	0	0	0	0.0	0	0	L 10-22
10/02 at Falcons	P		2	17	8.5	9	0	0	0	0.0	0	0	L 33-48
10/10 Buccaneers	S		0	0	0.0	0	0	0	0	0.0	0	0	L 14-17
10/16 at Saints	P		3	23	7.7	15	1	0	0	0.0	0	0	L 38-41
10/30 Cardinals	P		0	0	0.0	0	0	0	0	0.0	0	0	W 30-20
11/06 at Rams	S		2	17	8.5	11	0	0	0	0.0	0	0	W 13-10
11/13 Chiefs	S		1	26	26.0	26	0	0	0	0.0	0	0	L 17-20
11/17 Saints	S		0	0	0.0	0	0	0	0	0.0	0	0	W 23-20
11/27 at Raiders	S		0	0	0.0	0	0	0	0	0.0	0	0	L 32-35
12/04 at Seahawks	S		0	0	0.0	0	0	0	0	0.0	0	0	L 7-40
12/11 Chargers	P		0	0	0.0	0	0	0	0	0.0	0	0	W 28-16
12/19 at Redskins	P		1	28	28.0	28	0	0	0	0.0	0	0	W 26-15
12/24 Falcons	P		0	0	0.0	0	0	0	0	0.0	0	0	L 16-33
01/01 at Buccaneers	P		0	0	0.0	0	0	0	0	0.0	0	0	L 16-17
2016 TOTALS	16-8		10	134	13.4	28	1	0	0	0.0	0	0	6-10

ED DICKSON'S 2015 GXG REGULAR SEASON STATISTICS (PANTHERS)													
DATE	OPPONENT	P/S	RECEIVING					RUSHING					W/L SCORE
			NO	YDS	AVG	LG	TD	NO	YDS	AVG	LG	TD	
09/13 at Jaguars	S		1	9	9.0	9	0	0	0	0.0	0	0	W 20-9
09/20 Texans	S		0	0	0.0	0	0	0	0	0.0	0	0	W 24-17
09/27 Saints	P		2	19	9.5	10	0	0	0	0.0	0	0	W 27-22
10/04 at Buccaneers	P		1	11	11.0	11	0	0	0	0.0	0	0	W 37-23
10/18 at Seahawks	P		3	24	8.0	14	0	0	0	0.0	0	0	W 27-23
10/25 Eagles	S		0	0	0.0	0	0	0	0	0.0	0	0	W 27-16
11/02 Colts	S		0	0	0.0	0	0	0	0	0.0	0	0	W 29-26+
11/08 Packers	S		1	6	6.0	6	0	0	0	0.0	0	0	W 37-29
11/15 at Titans	S		3	21	7.0	17	1	0	0	0.0	0	0	W 27-10
11/22 Redskins	S		0	0	0.0	0	0	0	0	0.0	0	0	W 44-16
11/26 at Cowboys	S		0	0	0.0	0	0	0	0	0.0	0	0	W 33-14
12/06 at Saints	S		3	27	9.0	16	0	0	0	0.0	0	0	W 41-38
12/13 Falcons	S		1	4	4.0	4t	1	0	0	0.0	0	0	W 38-0
12/20 at Giants	S		0	0	0.0	0	0	0	0	0.0	0	0	W 38-35
12/27 at Falcons	P		0	0	0.0	0	0	0	0	0.0	0	0	L 13-20
01/03 Buccaneers	P		2	0	0.0	1	0	0	0	0.0	0	0	W 38-10
2015 TOTALS	16-11		17	121	7.1	17	2	0	0	0.0	0	0	015-1

+ - Overtime

ED DICKSON'S 2014 GXG REGULAR SEASON STATISTICS (PANTHERS)													
DATE	OPPONENT	P/S	RECEIVING					RUSHING					W/L SCORE
			NO	YDS	AVG	LG	TD	NO	YDS	AVG	LG	TD	
09/07 at Buccaneers	P		0	0	0.0	0	0	0	0	0.0	0	0	W 20-14
09/14 Lions	P		0	0	0.0	0	0	0	0	0.0	0	0	W 24-7
09/21 Steelers	P		0	0	0.0	0	0	0	0	0.0	0	0	L 19-37
09/28 at Ravens	S		0	0	0.0	0	0	0	0	0.0	0	0	L 10-38
10/05 Bears	S		2	16	8.0	8	0	0	0	0.0	0	0	W 31-24
10/12 at Bengals	S		0	0	0.0	0	0	0	0	0.0	0	0	L 37-37+
10/19 at Packers	S		0	0	0.0	0	0	0	0	0.0	0	0	L 17-38
10/26 Seahawks	S		1	13	13.0	13	0	0	0	0.0	0	0	L 9-13
10/30 Saints	S		0	0	0.0	0	0	0	0	0.0	0	0	L 10-28
11/10 at Eagles	S		1	7	7.0	7	0	0	0	0.0	0	0	L 21-45
11/16 Falcons	S		2	20	10.0	17	0	0	0	0.0	0	0	L 17-19
11/30 at Vikings	P		0	0	0.0	0	0	0	0	0.0	0	0	L 13-31
12/07 at Saints	P		1	10	10.0	10	0	0	0	0.0	0	0	W 41-10
12/14 Buccaneers	S		0	0	0.0	0	0	0	0	0.0	0	0	W 19-17
12/21 Browns	P		2	44	22.0	34	0	0	0	0.0	0	0	W 17-13
12/28 at Falcons	S		1	5	5.0	5t	1	0	0	0.0	0	0	W 34-3
2014 TOTALS	16-10		10	115	11.5	34	1	0	0	0.0	0	0	07-9

+ - Overtime

ED DICKSON'S 2013 GXG REGULAR SEASON STATISTICS (RAVENS)													
DATE	OPPONENT	P/S	RECEIVING					RUSHING					W/L SCORE
			NO	YDS	AVG	LG	TD	NO	YDS	AVG	LG	TD	
09/05 at Broncos	S		1	13	13.0	13	0	0	0	0.0	0	0	L 27-49
09/15 Browns	S		0	0	0.0	0	0	0	0	0.0	0	0	W 14-6
09/22 Texans	S		0	0	0.0	0	0	0	0	0.0	0	0	W 30-9
09/29 at Bills	S		2	12	6.0	8	0	0	0	0.0	0	0	L 20-23
10/06 at Dolphins	S		2	51	25.5	43	0	0	0	0.0	0	0	W 26-23
10/13 Packers	P		0	0	0.0	0	0	0	0	0.0	0	0	L 17-19
10/20 at Steelers	S		2	17	8.5	11	0	0	0	0.0	0	0	L 16-19
11/03 at Browns	S		1	3	3.0	3	0	0	0	0.0	0	0	L 18-24
11/10 Bengals	S		3	28	9.3	14	0	0	0	0.0	0	0	W 20-17+
11/17 at Bears	S		1	16	16.0	16	0	0	0	0.0	0	0	L 20-23+
11/24 Jets	S		3	55	18.3	27	0	0	0	0.0	0	0	W 19-3
11/28 Steelers	S		1	16	16.0	16	0	0	0	0.0	0	0	W 22-20
12/08 Vikings	S		2	8	4.0	7	1	0	0	0.0	0	0	W 29-26
12/16 at Lions	S		3	10	3.3	5	0	0	0	0.0	0	0	W 18-16
12/22 Patriots	S		4	44	11.0	17	0	0	0	0.0	0	0	L 7-41
12/29 at Bengals	P		0	0	0.0	0	0	0	0	0.0	0	0	L 17-34
2013 TOTALS	16-14		25	273	10.9	43	1	0	0	0.0	0	0	08-8

+ - Overtime

ED DICKSON'S 2012 GXG REGULAR SEASON STATISTICS (RAVENS)													
DATE	OPPONENT	P/S	RECEIVING					RUSHING					W/L SCORE
			NO	YDS	AVG	LG	TD	NO	YDS	AVG	LG	TD	
09/10	Bengals	P	2	22	11.0	19	0	0	0	0.0	0	0	W 44-13
09/16	at Eagles	P	1	23	23.0	23	0	0	0	0.0	0	0	L 23-24
09/23	Patriots	S	2	5	2.5	3	0	0	0	0.0	0	0	W 31-30
09/27	Browns	S	0	0	0.0	0	0	0	0	0.0	0	0	W 23-16
10/07	at Chiefs	S	1	11	11.0	11	0	0	0	0.0	0	0	W 9-6
10/14	Cowboys	S	1	8	8.0	8	0	0	0	0.0	0	0	W 31-29
10/21	at Texans	S	1	5	5.0	5	0	0	0	0.0	0	0	L 13-43
11/04	at Browns	S	2	11	5.5	8	0	0	0	0.0	0	0	W 25-15
11/11	Raiders	S	2	59	29.5	40	0	0	0	0.0	0	0	W 55-20
11/18	at Steelers	S	2	8	4.0	6	0	0	0	0.0	0	0	W 13-10
11/25	at Chargers	S	0	0	0.0	0	0	0	0	0.0	0	0	W 16-13+
12/02	Steelers						INACTIVE						L 20-23
12/09	at Redskins						INACTIVE						L 28-31+
12/16	Broncos						INACTIVE						L 17-34
12/23	Giants	S	1	9	9.0	9	0	0	0	0.0	0	0	W 33-14
12/30	at Bengals	S	6	64	10.7	15	0	0	0	0.0	0	0	L 17-23
2012 TOTALS	13-11		21	225	10.7	40	0	0	0	0.0	0	0	010-6

+ - Overtime

ED DICKSON'S 2011 GXG REGULAR SEASON STATISTICS (RAVENS)													
DATE	OPPONENT	P/S	RECEIVING					RUSHING					W/L SCORE
			NO	YDS	AVG	LG	TD	NO	YDS	AVG	LG	TD	
09/11	Steelers	S	5	59	11.8	18t	1	0	0	0.0	0	0	W 35-7
09/18	at Titans	S	2	25	12.5	16	0	0	0	0.0	0	0	L 13-26
09/25	at Rams	S	5	51	10.2	19	0	0	0	0.0	0	0	W 37-7
10/02	Jets	S	4	45	11.3	14	0	0	0	0.0	0	0	W 34-17
10/16	Texans	S	2	20	10.0	13	0	0	0	0.0	0	0	W 29-14
10/24	at Jaguars	S	4	23	5.8	8	0	0	0	0.0	0	0	L 7-12
10/30	Cardinals	S	6	46	7.7	14	0	0	0	0.0	0	0	W 30-27
11/06	at Steelers	S	2	8	4.0	6	0	0	0	0.0	0	0	W 23-20
11/13	at Seahawks	S	10	79	7.9	19	2	0	0	0.0	0	0	L 17-22
11/20	Bengals	S	2	21	10.5	14	0	0	0	0.0	0	0	W 31-24
11/24	49ers	S	1	15	15.0	15	0	0	0	0.0	0	0	W 16-6
12/04	at Browns	S	3	47	15.7	25	0	0	0	0.0	0	0	W 24-10
12/11	Colts	S	2	19	9.5	14	0	0	0	0.0	0	0	W 24-10
12/18	at Chargers	S	3	36	12.0	15t	1	0	0	0.0	0	0	L 14-34
12/24	Browns	S	2	14	7.0	9	1	0	0	0.0	0	0	W 20-14
01/01	at Bengals	S	1	20	20.0	20	0	0	0	0.0	0	0	W 24-16
2011 TOTALS	16-16		54	528	9.8	25	5	0	0	0.0	0	0	012-4

ED DICKSON'S 2010 GXG REGULAR SEASON STATISTICS (RAVENS)													
DATE	OPPONENT	P/S	RECEIVING					RUSHING					W/L SCORE
			NO	YDS	AVG	LG	TD	NO	YDS	AVG	LG	TD	
09/13	at Jets	P	0	0	0.0	0	0	0	0	0.0	0	0	W 10-9
09/19	at Bengals	P	1	17	17.0	17	0	0	0	0.0	0	0	L 10-15
09/26	Browns	P	0	0	0.0	0	0	0	0	0.0	0	0	W 24-17
10/03	at Steelers	P	0	0	0.0	0	0	0	0	0.0	0	0	W 17-14
10/10	Broncos	P	1	58	58.0	58	0	0	0	0.0	0	0	W 31-17
10/17	at Patriots	P	1	7	7.0	7	0	0	0	0.0	0	0	L 20-23+
10/24	Bills	S	1	5	5.0	5	0	0	0	0.0	0	0	W 37-34+
11/07	Dolphins	P	0	0	0.0	0	0	0	0	0.0	0	0	W 26-10
11/11	at Falcons	P	1	4	4.0	4	0	0	0	0.0	0	0	L 21-26
11/21	at Panthers	P	0	0	0.0	0	0	0	0	0.0	0	0	W 37-13
11/28	Buccaneers						INACTIVE						W 17-10
12/05	Steelers	P	3	21	7.0	11	0	0	0	0.0	0	0	L 10-13
12/13	at Texans	P	1	7	7.0	7	0	0	0	0.0	0	0	W 34-28+
12/19	Saints	S	2	33	16.5	34t	1	0	0	0.0	0	0	W 30-24
12/26	at Browns	S	0	0	0.0	0	0	0	0	0.0	0	0	W 20-10
01/02	Bengals	P	0	0	0.0	0	0	0	0	0.0	0	0	W 13-7
2010 TOTALS	15-3		11	152	13.8	58	1	0	0	0.0	0	0	012-4

+ - Overtime

ED DICKSON'S 2018 GXG POSTSEASON STATISTICS (SEAHAWKS)												
		RECEIVING					RUSHING					
DATE	OPPONENT	P/S	NO	YDS	AVG	LG	TD	NO	YDS	AVG	LG	TD
01/05 at Cowboys	P		4	42	10.5	26	0	0	0	0.0	0	0
2018 TOTALS	1-0		4	42	10.5	26	0	0	0	0.0	0	0-1

ED DICKSON'S 2017 GXG POSTSEASON STATISTICS (PANTHERS)												
		RECEIVING					RUSHING					
DATE	OPPONENT	P/S	NO	YDS	AVG	LG	TD	NO	YDS	AVG	LG	TD
01/07 at Saints	S		1	3	3.0	3	0	0	0	0.0	0	0
2017 TOTALS	1-1		1	3	3.0	3	0	0	0	0.0	0	0-1

ED DICKSON'S 2015 GXG POSTSEASON STATISTICS (PANTHERS)												
		RECEIVING					RUSHING					
DATE	OPPONENT	P/S	NO	YDS	AVG	LG	TD	NO	YDS	AVG	LG	TD
01/17 Seahawks	S		2	22	11.0	16	0	0	0	0.0	0	0
01/24 Cardinals	P		0	0	0.0	0	0	0	0	0.0	0	0
02/07 at Broncos	S		0	0	0.0	0	0	0	0	0.0	0	0
2015 TOTALS	3-2		2	22	11.0	16	0	0	0	0.0	0	0-1

ED DICKSON'S 2014 GXG POSTSEASON STATISTICS (PANTHERS)												
		RECEIVING					RUSHING					
DATE	OPPONENT	P/S	NO	YDS	AVG	LG	TD	NO	YDS	AVG	LG	TD
01/03 Cardinals	S		1	34	34.0	34	0	0	0	0.0	0	0
01/10 at Seahawks	S		2	33	16.5	19	0	0	0	0.0	0	0
2014 TOTALS	2-2		3	67	22.3	34	0	0	0	0.0	0	0-1

ED DICKSON'S 2012 GXG POSTSEASON STATISTICS (RAVENS)												
		RECEIVING					RUSHING					
DATE	OPPONENT	P/S	NO	YDS	AVG	LG	TD	NO	YDS	AVG	LG	TD
01/06 Colts	S		1	24	24.0	24	0	0	0	0.0	0	0
01/12 at Broncos	S		3	29	9.7	14	0	0	0	0.0	0	0
01/20 at Patriots	S		0	0	0.0	0	0	0	0	0.0	0	0
02/03 at 49ers	P		2	37	18.5	23	0	0	0	0.0	0	0
2012 TOTALS	4-3		6	90	15.0	24	0	0	0	0.0	0	0-0

+ - Overtime

ED DICKSON'S 2011 GXG POSTSEASON STATISTICS (RAVENS)												
		RECEIVING					RUSHING					
DATE	OPPONENT	P/S	NO	YDS	AVG	LG	TD	NO	YDS	AVG	LG	TD
01/15 Texans	S		1	14	14.0	14	0	0	0	0.0	0	0
01/22 at Patriots	P		2	23	11.5	16	0	0	0	0.0	0	0
2011 TOTALS	2-1		3	37	12.3	16	0	0	0	0.0	0	0-1

ED DICKSON'S 2010 GXG POSTSEASON STATISTICS (RAVENS)												
		RECEIVING					RUSHING					
DATE	OPPONENT	P/S	NO	YDS	AVG	LG	TD	NO	YDS	AVG	LG	TD
01/09 at Chiefs	P		1	2	2.0	2	0	0	0	0.0	0	0
01/15 at Steelers	S		0	0	0.0	0	0	0	0	0.0	0	0
2010 TOTALS	2-1		1	2	2.0	2	0	0	0	0.0	0	0-1



# 88 | TIGHT END WILL DISSLY

Height: 6-4      Weight: 265  
College:      Washington  
Seasons:      NFL : 2nd. Seahawks 2nd  
Born:      July 8, 1996  
Hometown:      Bozeman, Mont.

**2019 SEASON:**

09/15 at PIT: Had a career-high two TD receptions.  
09/22 vs. NO: Had a TD reception on the final play of the game, his third in three games this season and his fifth in seven-career games.  
09/29 at AZ: Led team with a career-high seven receptions for a team-high 57 yards. Scored sixth-career TD on a 9-yard pass from Wilson, marking the most TD receptions by a TE through his first eight games since Pittsburgh's Heath Miller scored six in 2005.  
10/03 vs. LAR: Led team with 81 yards and tied for team lead with four receptions.  
10/13 at CLE: Injured Achilles late in the first half and did not return.

**TRANSACTIONS:**

04/28/18:    Drafted by Seattle (4th round, 120th)  
10/02/18:    Placed on IR (knee)  
10/19/19:    Placed on IR (Achilles)

**NFL CAREER HIGHLIGHTS:**

- Started the first four games of promising 2018 rookie campaign, but season was cut short after injuring knee at Arizona (9/30). Was placed on IR October 2.
- First-career start came in 2018 season opener at Denver and had three receptions for 105 yards and a TD. Had a 66-yard reception and was the

longest by a Seahawks rookie TE in team history.

**COLLEGE:** Played in 46 games with 17 starts at the UW. Earned Academic All-Pac-12 honorable mention his senior season. Started career at defensive end but made the switch to tight end before his junior season, where he would start 16 of 27 games played and record 25 receptions for 336 yards and three touchdowns. Had a career night against Montana in 2017, catching five passes for 79 yards and two touchdowns – all career highs. Co-winner of the Husky Excellence Award at the UW postseason awards banquet following his senior season. During his first two seasons, played in 19 games on defense and recorded 10 tackles (7 solo), three tackles for loss, one sack and one forced fumble.

**PERSONAL:** Played football for coach Troy Purcell at Bozeman High School (Montana). Named the Gatorade Player of the Year for the state of Montana. Earned Parade All-America honorable mention, the second Montana player ever named to the Parade team, honorable mention or otherwise, and the first since 1990. Also the Defensive Co-MVP of the Montana AA level as well as the first-team AA all-state at defensive end and tight end as a junior and senior. Racked up 57 tackles, 12 for a loss and 9.5 sacks while catching 55 passes for 917 yards and 11 touchdowns. As a senior, helped lead the Hawks to a 14-0 record and the AA state championship while out-scoring opponents, 689 to 209, for the season. Earned second-team all-state at tight end as a sophomore, when he scored 13 touchdowns. Threw shot and discus in high school, finishing second in discus and fourth in shot at the state meet as a junior in 2013.

WILL DISSLY'S NFL REGULAR SEASON RUSHING/RECEIVING STATISTICS											
RECEIVING							RUSHING				
DATE TEAM	GP GS	NO.	YDS	AVG	LG	TD	NO.	YDS.	AVG.	LG	TD
2018 Seahawks	4 4	8	156	19.5	66	2	0	0	0.0	0	0
2019 Seahawks	6 6	23	262	11.4	38	4	1	7	7.0	7	0
NFL TOTALS	10 10	31	418	13.5	66	6	1	7	7.0	7	0

WILL DISSLY'S NFL POSTSEASON RUSHING/RECEIVING STATISTICS											
RECEIVING							RUSHING				
DATE TEAM	GP GS	NO.	YDS	AVG	LG	TD	NO.	YDS.	AVG.	LG	TD
2018 Seahawks	0 0	0	0	0.0	0	0	0	0	0.0	0	0
NFL TOTALS	0 0	0	0	0.0	0	0	0	0	0.0	0	0

ADDITIONAL STATS											
Special Teams Tackles: 2019 (2); Career: 2.											

WILL DISSLY'S SINGLE-GAME HIGHS: RUSHING/RECEIVING											
Rush Attempts	1 vs. Los Angeles Rams, Oct 03, 2019					Longest Receptions	66 at Denver Broncos, Sep 09, 2018				
Rushing Yards	7 vs. Los Angeles Rams, Oct 03, 2019					Receiving TDs	2 at Pittsburgh Steelers, Sep 15, 2019				
Longest Runs	7 vs. Los Angeles Rams, Oct 03, 2019					All-purpose yards	105 at Denver Broncos, Sep 09, 2018				
Receptions	7 at Arizona Cardinals, Sep 29, 2019					Special Teams Tackles	2 vs. Cincinnati Bengals, Sep 08, 2019				
Receiving Yards	105 at Denver Broncos, Sep 09, 2018					Most TDs	2 at Pittsburgh Steelers, Sep 15, 2019				

WILL DISSLY'S 100-YARD RECEIVING GAMES (1): REGULAR SEASON											
DATE	TEAM	NO.	YDS.	AVG.	LG	TD					
09/09/18	at Broncos	3	105	35.0	66	1					



WILL DISSLY'S 2019 GXG REGULAR SEASON STATISTICS (SEAHAWKS)													
		RECEIVING					RUSHING						
DATE	OPPONENT	P/S	NO	YDS	AVG	LG	TD	NO	YDS	AVG	LG	TD	W/L SCORE
09/08	Bengals	S	1	12	12.0	12	0	0	0	0.0	0	0	W 21-20
09/15	at Steelers	S	5	50	10.0	14	2	0	0	0.0	0	0	W 28-26
09/22	Saints	S	6	62	10.3	25	1	0	0	0.0	0	0	L 27-33
09/29	at Cardinals	S	7	57	8.1	17	1	0	0	0.0	0	0	W 27-10
10/03	Rams	S	4	81	20.3	38	0	1	7	7.0	7	0	W 30-29
10/13	at Browns	S	0	0	0.0	0	0	0	0	0.0	0	0	W 32-28
10/20	Ravens												L 16-30
10/27	at Falcons												W 27-20
11/03	Buccaneers												W 40-34+
2019 TOTALS	6-6		23	262	11.4	38	4	1	7	7.0	7	0	7-2

+ - Overtime

WILL DISSLY'S 2018 GXG REGULAR SEASON STATISTICS (SEAHAWKS)													
		RECEIVING					RUSHING						
DATE	OPPONENT	P/S	NO	YDS	AVG	LG	TD	NO	YDS	AVG	LG	TD	W/L SCORE
09/09	at Broncos	S	3	105	35.0	66	1	0	0	0.0	0	0	L 24-27
09/17	at Bears	S	3	42	14.0	34	1	0	0	0.0	0	0	L 17-24
09/23	Cowboys	S	1	4	4.0	4	0	0	0	0.0	0	0	W 24-13
09/30	at Cardinals	S	1	5	5.0	5	0	0	0	0.0	0	0	W 20-17
10/07	Rams												L 31-33
10/14	at Raiders												W 27-3
10/28	at Lions												W 28-14
11/04	Chargers												L 17-25
11/11	at Rams												L 31-36
11/15	Packers												W 27-24
11/25	at Panthers												W 30-27
12/02	49ers												W 43-16
12/10	Vikings												W 21-7
12/16	at 49ers												L 23-26+
12/23	Chiefs												W 38-31
12/30	Cardinals												W 27-24
2018 TOTALS	4-4		8	156	19.5	66	2	0	0	0.0	0	0	10-6

+ - Overtime

WILL DISSLY'S 2018 GXG POSTSEASON STATISTICS (SEAHAWKS)													
		RECEIVING					RUSHING						
DATE	OPPONENT	P/S	NO	YDS	AVG	LG	TD	NO	YDS	AVG	LG	TD	W/L SCORE
01/05	at Cowboys												L 22-24
2018 TOTALS	0-0		0	0	0.0	0	0	0	0	0.0	0	0	0-1



52 | LINEBACKER  
EMMANUEL ELLERBEE

Height: 6-0      Weight: 230  
College:      Rice  
Seasons:      NFL : 2nd. Seahawks 2nd  
Born:      October 20, 1996  
Hometown:      Houston, Texas

TRANSACTIONS:

05/03/18: Signed with Atlanta as undrafted FA  
09/01/18: Waived by Atlanta  
09/02/18: Claimed off waivers by L.A. Chargers  
10/20/18: Waived by L.A. Chargers  
10/22/18: Claimed off waivers by Seattle  
11/06/18: Waived by Seattle  
11/08/18: Signed to Seattle PS  
12/01/18: Signed to Seattle's 53-man roster  
12/03/18: Waived by Seattle  
12/04/18: Signed to Seattle's PS  
12/12/18: Signed to Seattle's 53-man roster  
07/27/19: Placed on IR (knee)

NFL CAREER HIGHLIGHTS:

- Originally signed with Atlanta as an undrafted FA following the 2018 NFL Draft.
- Spent the first six games of 2018 with the L.A. Chargers, seeing action on special teams in three and was inactive for three. After being claimed off waivers by Seattle, saw action between the active roster and practice squad.


**COLLEGE:** Accumulated 273 tackles, 16.5 tackles for loss, five sacks, and five fumble recoveries over the course of four-year career. Was named first team All-Conference USA following junior and senior seasons.

**PERSONAL:** Attended high school at Strake Jesuit College Preparatory in Houston. Was a second-team All-District and an honorable mention All-State selection at linebacker for Strake.

EMMANUEL ELLERBEE'S NFL REGULAR SEASON DEFENSIVE STATISTICS																									
DATE	TEAM	GP	GS	TACKLES							INTERCEPTIONS							O. FUMB			ST				
				TK	S	A	TFL	YDS	SK	YDS	QBH	NO	YDS	LG	TD	PD	FF	FR	YDS	TK	S	A	FF	FR	
2018	Chargers	3	0	0	0	0	0	0	0.0	0.0	0	0	0	0	0	0	0	0	0	0	0	0	0		
Went from Chargers to Seahawks.																									
2018	Seahawks	4	0	0	0	0	0	0	0.0	0.0	0	0	0	0	0	0	0	0	0	0	0	0	0		
2018	TOTAL	7	0	0	0	0	0	0	0.0	0.0	0	0	0	0	0	0	0	0	0	0	0	0	0		
2019	Seahawks	0	0	0	0	0	0	0	0.0	0.0	0	0	0	0	0	0	0	0	0	0	0	0	0		
NFL TOTALS		7	0	0	0	0	0	0	0.0	0.0	0	0	0	0	0	0	0	0	0	0	0	0	0		

EMMANUEL ELLERBEE'S NFL POSTSEASON DEFENSIVE STATISTICS																									
DATE	TEAM	GP	GS	TACKLES							QBH	INTERCEPTIONS					O. FUMB			ST			FF	FR	
				TK	S	A	TFL	YDS	SK	YDS		NO	YDS	LG	TD	PD	FF	FR	YDS	TK	S	A			
2018	Seahawks	1	0	0	0	0	0	0	0.0	0.0	0	0	0	0	0	0	0	0	0	0	0	0	0	0	0
NFL TOTALS		1	0	0	0	0	0	0	0.0	0.0	0	0	0	0	0	0	0	0	0	0	0	0	0	0	0

EMMANUEL ELLERBEE'S 2019 GXG REGULAR SEASON STATISTICS (SEAHAWKS)																											
DATE	OPPONENT	TACKLES							INTERCEPTIONS					O. FUMB			ST					MISC		AW	L	SCORE	
		TK	S	A	SK	YDS	TFL	YDS	QBH	NO	YDS	LG	TD	PD	FF	FR	YDS	TK	S	A	FF	FR	S				Y
09/08	Bengals																								W	21-20	
09/15	at Steelers																								W	28-26	
09/22	Saints																								L	27-33	
09/29	at Cardinals																								W	27-10	
10/03	Rams																								W	30-29	
10/13	at Browns																								W	32-28	
10/20	Ravens																								L	16-30	
10/27	at Falcons																								W	27-20	
11/03	Buccaneers																								W	40-34+	
2019 TOTALS		0	0	0	0.0		0		0	0	0	0	0	0	0	0	0	0	0	0	0	0	0	0	7-2		
+ - Overtime																											



# 86 | TIGHT END JUSTIN JOHNSON

Height: 6-3      Weight: 235  
College:      Mississippi State  
Season:      Rookie  
Born:      November 8, 1996  
Hometown:      Birmingham, Ala.

**TRANSACTIONS:**

05/03/19: Signed with Seattle as undrafted FA  
08/04/19: Placed on IR (Achilles)

Saw action in 50 career games with 15 starts, posting 35 catches for 357 yards and three touchdowns at Mississippi State. Started all 13 games as a senior and averaged 14.0 yards per catch and finished with 17 catches for 238 yards and a touchdown. Was the fourth-leading receiver on the team and first among tight ends. He recorded more receiving yards in 2018 than the previous three seasons of his career combined. Attended Hoover High


and was a three-star wide out by ESPN, Scout, Rivals and 247Sports. Rated the 50th-best receiver according to Rivals.com. Ranked the No. 1 receiver in the state of Alabama by Rivals.com, Scout.com and 247Sports. An AlabamaVarsity.com preseason first-team all-state selection. Was a member of the 2014 Hoover squad that won the 7A state championship. Caught 22 passes for 297 yards and two touchdowns as a senior despite battling through knee tendonitis. Caught three passes for 49 yards, including the game-winning touchdown in the Alabama-Mississippi All-Star Classic at the end of his senior season. Has six siblings – Eric, Raelan, Daednan, Kennedy, Jordan and Evann. Majored in criminology.

JUSTIN JOHNSON'S NFL REGULAR SEASON RUSHING/RECEIVING STATISTICS													
DATE TEAM		GP	GS	RECEIVING					RUSHING				
				NO.	YDS	AVG	LG	TD	NO.	YDS.	AVG.	LG	TD
2019	Seahawks	0	0	0	0	0.0	0	0	0	0	0.0	0	0
NFL TOTALS		0	0	0	0	0.0	0	0	0	0	0.0	0	0

JUSTIN JOHNSON'S NFL REGULAR SEASON RETURN STATISTICS												
DATE TEAM		KICKOFF RETURNS					PUNT RETURNS					
		RET.	YDS.	AVG.	LG	TD	NO.	FC	YDS	AVG	LG	TD
2019	Seahawks	0	0	0.0	0	0	0	0	0	0.0	0	0
NFL TOTALS		0	0	0.0	0	0	0	0	0	0.0	0	0

JUSTIN JOHNSON'S 2019 GXG REGULAR SEASON STATISTICS (SEAHAWKS)													
DATE OPPONENT		P/S	RECEIVING					RUSHING					W/L SCORE
			NO	YDS	AVG	LG	TD	NO	YDS	AVG	LG	TD	
09/08	Bengals												W 21-20
09/15	at Steelers												W 28-26
09/22	Saints												L 27-33
09/29	at Cardinals												W 27-10
10/03	Rams												W 30-29
10/13	at Browns												W 32-28
10/20	Ravens												L 16-30
10/27	at Falcons												W 27-20
11/03	Buccaneers												W 40-34+
2019 TOTALS		0-0	0	0	0.0	0	0	0	0	0.0	0	0	7-2

+ - Overtime



# 92 | DEFENSIVE TACKLE

## NAZAIR JONES

Height: 6-5      Weight: 292  
College:          North Carolina  
Seasons:          NFL : 3rd, Seahawks 3rd  
Born:              December 13, 1994  
Hometown:       Roanoke Rapids, N.C.  
Pronunciation:   nah-ZAIR

TRANSACTIONS:

04/28/17:    Drafted by Seattle (3rd round, 102nd)  
08/27/19:    Placed on IR (knee)

NFL CAREER HIGHLIGHTS:

• Started two of 11 games played his rookie year before missing the last five games and landing on injured reserve on December 30 (ankle).

**COLLEGE:** Named third-team All-ACC by ACSMA in 2015 and 2016. Started 22 of 35 career games played. Totaled 83 tackles (44 solo), 13.5 TFLs, 3.5 sacks, two interceptions, 10 PBUs, three forced fumbles and three fumble

recoveries.

**PERSONAL:** Prepped at Roanoke Rapids High School. Prepstar All-Atlantic Region. Competed in the Offense-Defense All-American Bowl in Houston. Considered the No. 10 player in North Carolina and the nation's No. 26 strong-side defensive end by Rivals.com. Also played at defensive tackle and on the offensive line. While at UNC, started his own foundation called MADE Men Mentoring, a non-profit that aims to provide a support system for underprivileged young men in North Carolina by pairing them with college student-athletes who mentor and support them in the areas of academics, competitive athletics, and manhood. Majored in communication studies.

NAZAIR JONES' NFL REGULAR SEASON DEFENSIVE STATISTICS																						
DATE	TEAM	GP	GS	TACKLES					QBH	INTERCEPTIONS					O. FUMB			ST				
				TK	S	A	TFL	YDS		NO	YDS	LG	TD	PD	FF	FR	YDS	TK	S	A	FF	FR
2017	Seahawks	11	2	19	10	9	3	19	2.0	14.0	4	1	24	24	0	3	0	1	0	0	0	0
2018	Seahawks	9	0	7	2	5	1	3	0.0	0.0	2	0	0	0	0	0	0	0	0	0	0	0
2019	Seahawks	0	0	0	0	0	0	0	0.0	0.0	0	0	0	0	0	0	0	0	0	0	0	0
NFL TOTALS		20	2	26	12	14	4	22	2.0	14.0	6	1	24	24	0	3	0	1	0	0	0	0

NAZAIR JONES' NFL POSTSEASON DEFENSIVE STATISTICS																						
DATE	TEAM	GP	GS	TACKLES					QBH	INTERCEPTIONS					O. FUMB			ST				
				TK	S	A	TFL	YDS		NO	YDS	LG	TD	PD	FF	FR	YDS	TK	S	A	FF	FR
2018	Seahawks	1	0	0	0	0	0	0	0.0	0.0	0	0	0	0	0	0	0	0	0	0	0	0
NFL TOTALS		1	0	0	0	0	0	0	0.0	0.0	0	0	0	0	0	0	0	0	0	0	0	0

NAZAIR JONES' SINGLE-GAME HIGHS: DEFENSIVE				
Total Tackles	4 vs. Atlanta Falcons, Nov 20, 2017		Tackles For Loss	1 at Carolina Panthers, Nov 25, 2018
Sacks	1.0 at Arizona Cardinals, Nov 09, 2017			...3 more at 1.
Passes Defensed	1 at New York Giants, Oct 22, 2017		Interceptions	1 at Green Bay Packers, Sep 10, 2017
	...2 more at 1.		Interception Return Yards	24 at Green Bay Packers, Sep 10, 2017
Fumble Recoveries	1 vs. Washington Redskins, Nov 05, 2017			

NAZAIR JONES' 2019 GXG REGULAR SEASON STATISTICS (SEAHAWKS)																									
DATE	OPPONENT	TACKLES							INTERCEPTIONS					O. FUMB			ST					MISC		W/L	SCORE
		TK	S	A	SK	YDS	TFL	YDS	QBH	NO	YDS	LG	TD	PD	FF	FR	YDS	TK	S	A	FF	FR	S		
09/08	Bengals																							W	21-20
09/15	at Steelers																							W	28-26
09/22	Saints																							L	27-33
09/29	at Cardinals																							W	27-10
10/03	Rams																							W	30-29
10/13	at Browns																							W	32-28
10/20	Ravens																							L	16-30
10/27	at Falcons																							W	27-20
11/03	Buccaneers																							W	40-34+
2019 TOTALS		0	0	0	0.0	0.0	0	0	0	0	0	0	0	0	0	0	0	0	0	0	0	0	0	7-2	

+ - Overtime



63 | GUARD

DEMETRIUS KNOX

Height: 6-4  
College:  
Season:  
Born:  
Hometown:

Weight: 314  
Ohio State  
Rookie  
October 23, 1995  
Fort Worth, Texas

TRANSACTIONS:

05/03/19: Signed with Seattle as undrafted FA  
08/20/19: Placed on IR (quad)

Saw action in 41 games and started the final 20 games played for the Buckeyes until a lower leg injury in the regular season finale sidelined him for his final two games as a Buckeye. He earned third-team All-Big Ten Conference honors for his efforts and the line ranked third in the Big Ten in fewest sacks allowed in 2018, a season in which the offense had a school-record 561 passing attempts. Was a part of Ohio State teams that won a national championship over No. 2 Oregon in 2014, Big Ten Championships

in 2014, 2017 and 2018, and bowl game wins over No. 1 Alabama (in the 2015 Sugar Bowl), No. 8 Notre Dame (2016 Fiesta Bowl), No. 8 USC (2018 Cotton Bowl) and No. 9 Washington (2019 Rose Bowl). Was a consensus four-star tackle for undefeated All Saints Episcopal team but had high national rankings as an offensive guard. Rivals rated Knox as its No. 2 guard prospect and Scout (No. 7), 247Sports (No. 10) and ESPN (No. 11) also had him highly ranked. Helped All Saints Episcopal to consecutive 11-0 seasons and Southwest Preparatory School championships. He graduated in December 2017 from Ohio State with his bachelor's degree in sport and industry.

DEMETRIUS KNOX'S NFL REGULAR SEASON STATISTICS

DATE	TEAM	GP	GS
2019	Seahawks	0	0
NFL TOTALS		0	0

DEMETRIUS KNOX'S 2019 GYG REGULAR SEASON STATISTICS (SEAHAWKS)

DATE	OPPONENT	P/S		W/L	SCORE
09/08	Bengals		INJURED RESERVE	W	21-20
09/15	at Steelers		INJURED RESERVE	W	28-26
09/22	Saints		INJURED RESERVE	L	27-33
09/29	at Cardinals		INJURED RESERVE	W	27-10
10/03	Rams		INJURED RESERVE	W	30-29
10/13	at Browns		INJURED RESERVE	W	32-28
10/20	Ravens		INJURED RESERVE	L	16-30
10/27	at Falcons		INJURED RESERVE	W	27-20
11/03	Buccaneers		INJURED RESERVE	W	40-34+
2019 TOTALS		0-0		7-2	

+ - Overtime



# 77 | CENTER/GUARD

## ETHAN POCIC

Height: 6-6      Weight: 320  
College: Louisiana State  
Seasons: NFL : 3rd, Seahawks 3rd  
Born: August 5, 1995  
Hometown: Lemont, Ill.  
Pronunciation: PO-sick

**2019 SEASON:**

09/22 vs. NO: Inactive (mid back).  
09/29 at AZ: Inactive (mid back).

**TRANSACTIONS:**

04/28/17: Drafted by Seattle (2nd round, 58th)  
10/12/19: Placed on IR

**NFL CAREER HIGHLIGHTS:**

• Started 11 of 16 games played during his rookie season; five at left guard and six at right guard.

**COLLEGE:** One of the top offensive linemen in LSU history. Three-year starter with 37 career starts (27 at center, nine at right guard, one at left tackle). LSU was 25-12 with Pocic in the starting lineup, which included a 20-7 record with him at center. LSU produced a 1,000-yard rusher in each of

his years as a starter. First-team All-America by Football Writers Association of America (FWAA) in 2016. Second-team All-America as a senior in 2016 from both Walter Camp, Sporting News and American Football Coaches Association. Named SEC Offensive Lineman of the Week five times during his career, including an SEC-best three times in 2016. Senior Bowl invitee.

**PERSONAL:** Played his high school ball at Lemont High where he was coached by Eric Michaelson. Ranked as one of the top prep linemen in the nation in 2013. First-team Parade All-American as a senior. Graduated from high school in December and enrolled at LSU in January. Took part in spring practice and earned Newcomer Most Improved Award after the spring game. Led Lemont to a state semifinal appearance as a senior. His brother, Graham, played at the University of Illinois where he started 36 games on the offensive line in his four years with the Illini. Graduated in December of 2016 with a degree in sports administration.

ETHAN POCIC'S NFL REGULAR SEASON STATISTICS

DATE TEAM	GP	GS
2017 Seahawks	16	11
2018 Seahawks	10	4
2019 Seahawks	2	1
NFL TOTALS	28	16

ETHAN POCIC'S NFL POSTSEASON STATISTICS

DATE TEAM	GP	GS
2018 Seahawks	1	0
NFL TOTALS	1	0

ADDITIONAL STATS

**Kickoff Returns:** 2017 (One kickoff return for 13 yards). **Career:** One kickoff return for 13 yards.


ETHAN POCIC'S SINGLE-GAME HIGHS: RUSHING/RECEIVING

<b>All-purpose yards</b>	13 at Los Angeles Rams, Oct 08, 2017	<b>Kickoff Return Yards</b>	13 at Los Angeles Rams, Oct 08, 2017
<b>Kickoff Returns</b>	1 at Los Angeles Rams, Oct 08, 2017	<b>Longest Kickoff Return</b>	13 at Los Angeles Rams, Oct 08, 2017

ETHAN POCIC'S 2019 GXG REGULAR SEASON STATISTICS (SEAHAWKS)

DATE	OPPONENT	P/S	W/L	SCORE
09/08	Bengals	S	W	21-20
09/15	at Steelers	P	W	28-26
09/22	Saints		L	27-33
09/29	at Cardinals		W	27-10
10/03	Rams		W	30-29
10/13	at Browns		W	32-28
10/20	Ravens		L	16-30
10/27	at Falcons		W	27-20
11/03	Buccaneers		W	40-34+
2019 TOTALS		2-1	7-2	

+ - Overtime



39 | CORNERBACK  
KALAN REED

Height: 5-11      Weight: 199  
College: Southern Mississippi  
Seasons: NFL : 4th. Seahawks 2nd  
Born: December 29, 1993  
Hometown: Birmingham, Ala.  
Pronunciation: KAY-lin

TRANSACTIONS:

04/30/16: Drafted by Tennessee (7th round, 253rd)  
09/03/16: Waived by Tennessee  
09/04/16: Signed to Tennessee PS  
11/28/16: Signed to Tennessee 53-man roster  
08/27/18: Waived injured by Tennessee  
10/03/18: Signed to Seattle PS  
11/06/18: Signed to Seattle 53-man roster  
03/13/19: Contract expired  
04/15/19: Signed with Seattle  
08/27/19: Placed on IR

NFL CAREER HIGHLIGHTS:

• Has played in seven games and has logged one solo tackle and one pass defended, all coming during his time in Tennessee. Also played in two postseason contests while with Tennessee in 2017

**COLLEGE:** In four seasons at Southern Mississippi (2012-15), finished his

collegiate career having played in 48 games with 39 starts. Registered 152 career tackles, eight interceptions (three returned for touchdowns), 35 passes defended and 8.5 tackles for loss. As a senior (2015), named first-team All-Conference USA after starting all 14 games and registering 56 tackles, which was fourth-best on the team. Added a single-season school record 19 pass breakups and four interceptions, four tackles for loss for 14 yards, two fumble recoveries and two forced fumbles. Selected to play in the NFLPA Collegiate Bowl. As a junior (2014), started all 12 games and recorded 34 tackles, a tackle for loss, two interceptions and a team-high nine pass breakups. Majored in sports management at Southern Mississippi.

**PERSONAL:** Attended Briarwood Christian (Birmingham, Ala.) High School and helped the Lions reach the State Playoffs final three years of high school, including the State Championship as a junior. Also played basketball and was a member of the track & field team. Won State Championship in track in the 110-meter hurdles 300-meter hurdles and long jump as a senior, while taking second in the 110m hurdles and long jump as a junior.

KALAN REED'S NFL REGULAR SEASON DEFENSIVE STATISTICS

DATE	TEAM	GP	GS	TACKLES								INTERCEPTIONS						O. FUMB			ST				
				TK	S	A	TFL	YDS	SK	YDS	QBH	NO	YDS	LG	TD	PD	FF	FR	YDS	TK	S	A	FF	FR	
2016	Titans	4	0	1	1	0	0	0	0.0	0.0	0	0	0	0	0	0	0	2	1	1	0	0			
2017	Titans	3	0	0	0	0	0	0	0.0	0.0	0	0	0	0	1	0	0	0	0	0	0	0			
2018	Titans	0	0	0	0	0	0	0	0.0	0.0	0	0	0	0	0	0	0	0	0	0	0	0			
Went from Titans to Seahawks.																									
2018	Seahawks	0	0	0	0	0	0	0	0.0	0.0	0	0	0	0	0	0	0	0	0	0	0	0			
2018	TOTAL	0	0	0	0	0	0	0	0.0	0.0	0	0	0	0	0	0	0	0	0	0	0	0			
2019	Seahawks	0	0	0	0	0	0	0	0.0	0.0	0	0	0	0	0	0	0	0	0	0	0	0			
NFL TOTALS		7	0	1	1	0	0	0	0.0	0.0	0	0	0	0	1	0	0	0	2	1	1	0	0		

KALAN REED'S NFL POSTSEASON DEFENSIVE STATISTICS

TACKLES											INTERCEPTIONS					O. FUMB			ST					
DATE	TEAM	GP	GS	TK	S	A	TFL	YDS	SK	YDS	QBH	NO	YDS	LG	TD	PD	FF	FR	YDS	TK	S	A	FF	FR
2017	Titans	2	0	0	0	0	0	0	0.0	0.0	0	0	0	0	0	0	0	0	0	0	0	0	0	0
2018	Seahawks	0	0	0	0	0	0	0	0.0	0.0	0	0	0	0	0	0	0	0	0	0	0	0	0	0
NFL TOTALS		2	0	0	0	0	0	0	0.0	0.0	0	0	0	0	0	0	0	0	0	0	0	0	0	0

KALAN REED'S SINGLE-GAME HIGHS: DEFENSIVE

**Total Tackles** 1 at Jacksonville Jaguars, Dec 24, 2016      **Special Teams Tackles** 1 vs. Houston Texans, Jan 01, 2017  
**Passes Defended** 1 vs. Jacksonville Jaguars, Dec 31, 2017      ...1 more at 1.



KALAN REED'S 2019 GXG REGULAR SEASON STATISTICS (SEAHAWKS)																										
DATE	OPPONENT	TACKLES							INTERCEPTIONS					O. FUMB			ST					MISC		W/L	SCORE	
		TK	S	A	SK	YDS	TFL	YDS	QBH	NO	YDS	LG	TD	PD	FF	FR	YDS	TK	S	A	FF	FR	S			A
09/08	Bengals										INJURED RESERVE													W	21-20	
09/15	at Steelers										INJURED RESERVE													W	28-26	
09/22	Saints										INJURED RESERVE													L	27-33	
09/29	at Cardinals										INJURED RESERVE													W	27-10	
10/03	Rams										INJURED RESERVE													W	30-29	
10/13	at Browns										INJURED RESERVE													W	32-28	
10/20	Ravens										INJURED RESERVE													L	16-30	
10/27	at Falcons										INJURED RESERVE													W	27-20	
11/03	Buccaneers										INJURED RESERVE													W	40-34+	
2019 TOTALS		0	0	0	0.0	0.0	0	0	0	0	0	0	0	0	0	0	0	0	0	0	0	0	0	7-2		

+ - Overtime



66 | GUARD

JORDAN SIMMONS

Height: 6-4

College:

Seasons:

Born:

Hometown:

Weight: 339

USC

NFL : 3rd. Seahawks 2nd

July 15, 1994

Inglewood, Calif.

TRANSACTIONS:

05/05/17: Signed with Oakland as undrafted FA

09/02/17: Waived by Oakland

09/03/17: Signed to Oakland PS

01/02/18: Signed to reserve/future contract with Oakland

09/01/18: Waived by Oakland

09/02/18: Claimed off waivers by Seattle

08/31/19: Placed on IR (knee)

due to injury. As a sophomore, saw brief action in one game and missed majority of the season due to injury. As a redshirt freshman, played in seven games as a reserve offensive lineman. Redshirted as a true freshman and was named USC's Offensive Service Team Player of the Year. Majored in African-American Studies.

PERSONAL:

Attended Crespi High School in Encino, Calif. As a senior, earned several All-American accolades, including SuperPrep, PrepStar, Rivals.com, USA Today and ESPNHS.com. Also named SuperPrep Elite-50, Sporting News Top-125, PrepStar Top-150 Dream Team, ESPNU 150, SuperPrep All-Far West, Orange County Register Fab-15 First Team, Tacoma News Tribune Western-100, Cal-Hi Sports All-State First Team, Max Preps Division I First Team, All-CIF Pac-5 Division, Los Angeles Times all-area and Los Angeles Daily News all-area first team. As a junior, named All-Serra League First Team, Cal-Hi Sports All-State Underclass First Team and Los Angeles Daily News all-area. As a sophomore, attended Dorsey High School in Los Angeles, Calif. Named All-Los Angeles City Division I First Team as a defensive lineman.

JORDAN SIMMONS' NFL REGULAR SEASON STATISTICS		
DATE	TEAM	GP GS
2017	Raiders	0 0
2018	Seahawks	6 3
Went from <b>Seahawks</b> to <b>Raiders</b> .		
2018	Raiders	0 0
2018	TOTAL	6 3
2019	Seahawks	0 0
NFL TOTALS	6	3

JORDAN SIMMONS' NFL POSTSEASON STATISTICS		
DATE	TEAM	GP GS
2018	Seahawks	0 0
NFL TOTALS	0	0



JORDAN SIMMONS' 2019 GXG REGULAR SEASON STATISTICS (SEAHAWKS)

DATE	OPPONENT	P/S		W/L	SCORE
09/08	Bengals		INJURED RESERVE	W	21-20
09/15	at Steelers		INJURED RESERVE	W	28-26
09/22	Saints		INJURED RESERVE	L	27-33
09/29	at Cardinals		INJURED RESERVE	W	27-10
10/03	Rams		INJURED RESERVE	W	30-29
10/13	at Browns		INJURED RESERVE	W	32-28
10/20	Ravens		INJURED RESERVE	L	16-30
10/27	at Falcons		INJURED RESERVE	W	27-20
11/03	Buccaneers		INJURED RESERVE	W	40-34+
<b>2019 TOTALS</b>		<b>0-0</b>		<b>7-2</b>	

+ - Overtime



# 33 | FREE SAFETY TEDRIC THOMPSON

Height: 6-0      Weight: 204  
College:      Colorado  
Seasons:      NFL : 3rd. Seahawks 3rd  
Born:      January 20, 1995  
Hometown:      Valencia, Calif.  
Pronunciation:      TEH-drick

## 2019 SEASON:

09/15 at PIT: Inactive (hamstring).  
09/22 vs. NO: Inactive (hamstring).  
09/29 at AZ: Returned from hamstring injury to start at FS.  
10/13 at CLE: Recorded an interception for the second-straight week.

## TRANSACTIONS:

05/12/17:      Drafted by Seattle (4th round, 111th)  
10/30/19:      Placed on IR

## NFL CAREER HIGHLIGHTS:

- Started 10 games in 2018.
- Made first NFL start vs. L.A. Rams (10/7/18) and notched a career-high eight tackles and his first interception.
- Made NFL debut vs. Washington (11/5/17).

**COLLEGE:** Played in 43 games with 37 starts at Colorado. Finished his career with 13 interceptions, tied for fifth on CU's all-time list as well as tied for the most over the last 23 seasons. He also concluded his career tied for

sixth in pass deflections (34) and 38th in tackles with 246 (172 solo). As a senior, led the PAC-12 with 7 interceptions and finished third on the team in tackles with 75 (47 solo, three for losses); credited with 15 third down stops and three quarterback pressures. He twice collected Pac-12 Defensive Player of the Week honors (Stanford, Utah games). As a junior, started all 13 games at strong safety, tying for third on the team in tackles with 80 (58 solo) and interceptions with three. Started the first eight games of his sophomore season at strong safety until he was sidelined for the remainder of the year (concussion). Led the team in tackles at that point, finishing season fourth with 59 stops (45 solo, three for losses and another two for zero gains). He led the team with three interceptions (CU's only three of the season).

**PERSONAL:** A three-time, first-team All-Foothill League performer at Valencia High, he was second-team All-State (MaxPreps) and All-CIF Southern Section (North Division) as a senior. A three-and-a-half year starter at safety, he recorded 170 career tackles, six interceptions and approximately 40 passes broken up. Majored in sociology at Colorado. Born January 20, 1995 in Inglewood, Calif. An older brother, Cedric, played safety at the University of Minnesota and was a fifth-round pick by Miami in the 2015 NFL Draft.

## TEDRIC THOMPSON'S NFL REGULAR SEASON DEFENSIVE STATISTICS

DATE	TEAM	GP	GS	TACKLES							INTERCEPTIONS					O. FUMB			ST					
				TK	S	A	TFL	YDS	SK	YDS	QBH	NO	YDS	LG	TD	PD	FF	FR	YDS	TK	S	A	FF	FR
2017	Seahawks	9	0	0	0	0	0	0.0	0.0	0	0	0	0	0	0	0	0	4	2	2	0	2		
2018	Seahawks	14	10	52	38	14	0	0	0.0	0.0	0	1	0	0	3	0	0	5	3	2	1	0		
2019	Seahawks	6	6	19	9	10	0	0	0.0	0.0	0	2	18	18	0	2	0	0	0	0	0	0		
NFL TOTALS		29	16	71	47	24	0	0	0.0	0.0	0	3	18	18	0	5	0	0	0	9	5	4	1	2

## TEDRIC THOMPSON'S NFL POSTSEASON DEFENSIVE STATISTICS

DATE	TEAM	GP	GS	TACKLES							INTERCEPTIONS					O. FUMB			ST			
				TK	S	A	TFL	YDS	SK	YDS	QBH	NO	YDS	LG	TD	PD	FF	FR	YDS	TK	S	A
2018	Seahawks	1	1	5	4	1	0	0	0.0	0.0	0	0	0	0	0	0	0	0	0	0	0	0
NFL TOTALS		1	1	5	4	1	0	0	0.0	0.0	0	0	0	0	0	0	0	0	0	0	0	0

## TEDRIC THOMPSON'S SINGLE-GAME HIGHS: DEFENSIVE

<b>Total Tackles</b>	8 vs. Los Angeles Rams, Oct 07, 2018	<b>Special Teams Tackles</b>	2 at Detroit Lions, Oct 28, 2018
<b>Passes Defensed</b>	1 at Cleveland Browns, Oct 13, 2019 ...4 more at 1.	<b>Special Teams Forced Fumbles</b>	1 at Detroit Lions, Oct 28, 2018
<b>Interceptions</b>	1 at Cleveland Browns, Oct 13, 2019 ...2 more at 1.	<b>Special Teams Fumble Recoveries</b>	1 at Jacksonville Jaguars, Dec 10, 2017 ...1 more at 1.
<b>Interception Return Yards</b>	18 at Cleveland Browns, Oct 13, 2019		

TEDRIC THOMPSON'S 2019 GXG REGULAR SEASON STATISTICS (SEAHAWKS)																															
		TACKLES								INTERCEPTIONS					O. FUMB			ST					MISC		W/L	SCORE					
DATE	OPPONENT	TK	S	A	SK	YDS	TFL	YDS	QBH	NO	YDS	LG	TD	PD	FF	FR	YDS	TK	S	A	FF	FR	S	A							
09/08	Bengals	S	3	1	2	0.0	0.0	0	0	0	0	0	0	0	0	0	0	0	0	0	0	0	0	0	W	21-20					
09/15	at Steelers									INACTIVE																				W	28-26
09/22	Saints									INACTIVE																				L	27-33
09/29	at Cardinals	S	3	1	2	0.0	0.0	0	0	0	0	0	0	0	0	0	0	0	0	0	0	0	0	0	W	27-10					
10/03	Rams	S	3	2	1	0.0	0.0	0	0	0	1	0	0	0	1	0	0	0	0	0	0	0	0	0	W	30-29					
10/13	at Browns	S	7	3	4	0.0	0.0	0	0	0	1	18	18	0	1	0	0	0	0	0	0	0	0	0	W	32-28					
10/20	Ravens	S	2	2	0	0.0	0.0	0	0	0	0	0	0	0	0	0	0	0	0	0	0	0	0	0	L	16-30					
10/27	at Falcons	S	1	0	1	0.0	0.0	0	0	0	0	0	0	0	0	0	0	0	0	0	0	0	0	0	W	27-20					
11/03	Buccaneers									INJURED RESERVE																				W	40-34+
2019 TOTALS	6-6	19	9	10	0.0	0.0	0	0	0	2	18	18	0	2	0	0	0	0	0	0	0	0	0	0	7-2						
+ - Overtime																															



40 | CORNERBACK  
BRIAN ALLEN

Height: 6-3  
College: Utah  
Seasons: NFL : 3rd. Seahawks 1st  
Born: October 21, 1993  
Hometown: La Marque, Texas

TRANSACTIONS:

04/29/17: Drafted by Pittsburgh (5th Round, 173rd overall)  
09/01/18: Waived by Pittsburgh  
09/02/18: Signed to Pittsburgh's PS  
10/02/18: Signed to Pittsburgh's 53-man roster  
08/27/19: Waived/Injured by Pittsburgh  
08/28/19: Placed on Pittsburgh's Reserve/Injured list  
09/01/19: Waived by Pittsburgh  
10/15/19: Signed to Seattle's PS

NFL CAREER HIGHLIGHTS:

• Played in 16 games over two seasons with the Steelers (2017-18), recording two special teams tackles in 2017 and one special teams tackle in

2018.

**COLLEGE:** Played in 42 games with 12 starts at Utah (2012-16). Totaled 62 tackles, 14 pass breakups and five interceptions. His four interceptions in 2016 tied for fifth in the Pac-12. Earned honorable mention All-Pac-12 academic honors in 2014. Saw action on special teams early in his career (2013-14). Graduated with two degrees, one in human development and family studies and one in economics.

**PERSONAL:** Attended La Marque HS (La Marque, Texas). Was a three-time first-team all-district 24-4A. Also named first-team all-county in 2011. Was a captain in both football and basketball. Lettered three years in both sports. Won school's Gene Sutton Fighting Spirit award. Honor roll student. Son of Ronald Allen and Niki Jolly. Is married to Paula. The couple has one daughter, A'mya. Full name: Brian Keith Allen.

BRIAN ALLEN'S NFL REGULAR SEASON DEFENSIVE STATISTICS

DATE	TEAM	GP	GS	TACKLES								INTERCEPTIONS					O. FUMB			ST				MISC			
				TK	S	A	TFL	YDS	SK	YDS	QBH	NO	YDS	LG	TD	PD	FF	FR	YDS	TK	S	A	FF	FR	S	A	
2017	Steelers	10	0	0	0	0	0	0	0.0	0.0	0	0	0	0	0	0	0	2	0	2	0	0	0	0			
2018	Steelers	6	0	0	0	0	0	0	0.0	0.0	0	0	0	0	0	0	0	1	1	0	0	0	0	0			
2019	Steelers	0	0	0	0	0	0	0	0.0	0.0	0	0	0	0	0	0	0	0	0	0	0	0	0	0			
Went from <b>Steelers</b> to <b>Seahawks</b> .																											
2019	Seahawks	0	0	0	0	0	0	0	0.0	0.0	0	0	0	0	0	0	0	0	0	0	0	0	0	0			
2019	TOTAL	0	0	0	0	0	0	0	0.0	0.0	0	0	0	0	0	0	0	0	0	0	0	0	0	0			
NFL TOTALS		16	0	0	0	0	0	0	0.0	0.0	0	0	0	0	0	0	0	3	1	2	0	0	0	0			

BRIAN ALLEN'S NFL POSTSEASON DEFENSIVE STATISTICS

DATE	TEAM	GP	GS	TACKLES								INTERCEPTIONS					O. FUMB			ST					MISC	
				TK	S	A	TFL	YDS	SK	YDS	QBH	NO	YDS	LG	TD	PD	FF	FR	YDS	TK	S	A	FF	FR	S	A
2017	Steelers	1	0	0	0	0	0	0	0.0	0.0	0	0	0	0	0	0	0	0	0	0	0	0	0	0	0	0
NFL TOTALS		1	0	0	0	0	0	0	0.0	0.0	0	0	0	0	0	0	0	0	0	0	0	0	0	0	0	0

BRIAN ALLEN'S SINGLE-GAME HIGHS: DEFENSIVE

Special Teams Tackles 1 vs. Atlanta Falcons, Oct 07, 2018  
...2 more at 1.

BRIAN ALLEN'S 2019 GXG REGULAR SEASON STATISTICS (STEELERS/SEAHAWKS)

	TACKLES								INTERCEPTIONS					O. FUMB			ST					MISC					
DATE	OPPONENT	TK	S	A	SK	YDS	TFL	YDS	QBH	NO	YDS	LG	TD	PD	FF	FR	YDS	TK	S	A	FF	FR	S	A	W/L	SCORE	
09/08	at Patriots																								L	3-33	
09/15	Seahawks																								L	26-28	
09/22	at 49ers																								L	20-24	
09/30	Bengals																								W	27-3	
10/06	Ravens																								L	23-26	
10/13	at Chargers																								W	24-17	
Went from <b>Steelers</b> to <b>Seahawks</b> .																											
10/20	Ravens																								L	16-30	
10/27	at Falcons																								W	27-20	
11/03	Buccaneers																								W	40-34	
2019 TOTALS		0	0	0	0.0	0.0	0	0	0	0	0	0	0	0	0	0	0	0	0	0	0	0	0	0	4-5		
+ - Overtime																											

+ - Overtime

BRIAN ALLEN'S 2018 GXG REGULAR SEASON STATISTICS (STEELERS)																										
DATE OPPONENT		TACKLES								INTERCEPTIONS					O. FUMB			ST					MISC		W/L	SCORE
		TK	S	A	SK	YDS	TFL	YDS	QBH	NO	YDS	LG	TD	PD	FF	FR	YDS	TK	S	A	FF	FR	S	A		
09/09 at Browns											DID NOT PLAY														L	21-21
09/16 Chiefs											PRACTICE SQUAD														L	37-42
09/24 at Buccaneers											PRACTICE SQUAD														W	30-27
09/30 Ravens											PRACTICE SQUAD														L	14-26
10/07 Falcons	P	0	0	0	0.0	0.0	0	0	0	0	0	0	0	0	0	0	0	1	1	0	0	0	0	0	W	41-17
10/14 at Bengals	P	0	0	0	0.0	0.0	0	0	0	0	0	0	0	0	0	0	0	0	0	0	0	0	0	0	W	28-21
10/28 Browns											INACTIVE														W	33-18
11/04 at Ravens											INACTIVE														W	23-16
11/08 Panthers											INACTIVE														W	52-21
11/18 at Jaguars											INACTIVE														W	20-16
11/25 at Broncos	P	0	0	0	0.0	0.0	0	0	0	0	0	0	0	0	0	0	0	0	0	0	0	0	0	0	L	17-24
12/02 Chargers	P	0	0	0	0.0	0.0	0	0	0	0	0	0	0	0	0	0	0	0	0	0	0	0	0	0	L	30-33
12/09 at Raiders	P	0	0	0	0.0	0.0	0	0	0	0	0	0	0	0	0	0	0	0	0	0	0	0	0	0	L	21-24
12/16 Patriots											INACTIVE														W	17-10
12/23 at Saints											INACTIVE														L	28-31
12/30 Bengals											PRACTICE SQUAD														W	16-13
2018 TOTALS	5-0	0	0	0	0.0	0.0	0	0	0	0	0	0	0	0	0	0	0	1	1	0	0	0	0	0	0	9-7

BRIAN ALLEN'S 2017 GXG REGULAR SEASON STATISTICS (STEELERS)																										
DATE OPPONENT		TACKLES								INTERCEPTIONS					O. FUMB			ST					MISC		W/L	SCORE
		TK	S	A	SK	YDS	TFL	YDS	QBH	NO	YDS	LG	TD	PD	FF	FR	YDS	TK	S	A	FF	FR	S	A		
09/10 at Browns										INACTIVE															W	21-18
09/17 Vikings	P	0	0	0	0.0	0.0	0	0	0	0	0	0	0	0	0	0	0	0	0	0	0	0	0	0	W	26-9
09/24 at Bears										INACTIVE															L	17-23+
10/01 at Ravens	P	0	0	0	0.0	0.0	0	0	0	0	0	0	0	0	0	0	0	0	0	0	0	0	0	0	W	26-9
10/08 Jaguars										INACTIVE															L	9-30
10/15 at Chiefs	P	0	0	0	0.0	0.0	0	0	0	0	0	0	0	0	0	0	0	0	0	0	0	0	0	0	W	19-13
10/22 Bengals										ON INACTIVE LIST															W	29-14
10/29 at Lions										INACTIVE															W	20-15
11/12 at Colts										INACTIVE															W	20-17
11/16 Titans	P	0	0	0	0.0	0.0	0	0	0	0	0	0	0	0	0	0	0	0	0	0	0	0	0	0	W	40-17
11/26 Packers	P	0	0	0	0.0	0.0	0	0	0	0	0	0	0	0	0	0	0	0	0	0	0	0	0	0	W	31-28
12/04 at Bengals	P	0	0	0	0.0	0.0	0	0	0	0	0	0	0	0	0	0	0	1	0	1	0	0	0	0	W	23-20
12/10 Ravens	P	0	0	0	0.0	0.0	0	0	0	0	0	0	0	0	0	0	0	0	0	0	0	0	0	0	W	39-38
12/17 Patriots	P	0	0	0	0.0	0.0	0	0	0	0	0	0	0	0	0	0	0	0	0	0	0	0	0	0	L	24-27
12/25 at Texans	P	0	0	0	0.0	0.0	0	0	0	0	0	0	0	0	0	0	0	1	0	1	0	0	0	0	W	34-6
12/31 Browns	P	0	0	0	0.0	0.0	0	0	0	0	0	0	0	0	0	0	0	0	0	0	0	0	0	0	W	28-24
2017 TOTALS	10-0	0	0	0	0.0	0.0	0	0	0	0	0	0	0	0	0	0	0	2	0	2	0	0	0	0	13-3	
+ - Overtime																										

+ - Overtime

BRIAN ALLEN'S 2017 GXG POSTSEASON STATISTICS (STEELERS)																										
DATE OPPONENT		TACKLES								INTERCEPTIONS					O. FUMB			ST					MISC		W/L	SCORE
		TK	S	A	SK	YDS	TFL	YDS	QBH	NO	YDS	LG	TD	PD	FF	FR	YDS	TK	S	A	FF	FR	S	A		
01/14 Jaguars	P	0	0	0	0.0	0.0	0	0	0	0	0	0	0	0	0	0	0	0	0	0	0	0	0	0	L	42-45
2017 TOTALS	1-0	0	0	0	0.0	0.0	0	0	0	0	0	0	0	0	0	0	0	0	0	0	0	0	0	0	0	0-1



38 | FREE SAFETY  
ADRIAN COLBERT

Height: 6-2      Weight: 210  
College:          Miami  
Seasons:        NFL : 3rd. Seahawks 1st  
Born:            October 6, 1993  
Hometown:      Wichita Falls, Texas

TRANSACTIONS:

04/29/17: Drafted by San Francisco (7th Round, 229th overall)  
10/23/18: Placed on IR (ankle)  
08/31/19: Waived/injured  
09/01/19: Placed on IR  
09/06/19: Waived/injury settlement  
09/17/19: Signed to Seattle's PS  
09/26/19: Signed to Seattle's 53-man roster from PS  
10/11/19: Waived by Seattle  
10/15/19: Signed to Seattle's PS

NFL CAREER HIGHLIGHTS:

• Started 12 of 21 games played for San Francisco, totaling 52 tackles (44 solo) and six passes defended in two seasons.

**COLLEGE:** In his collegiate career, played in 46 games (six starts) and registered 48 tackles, two interceptions and four passes defended. Began his collegiate career at Texas (2012-15) and was a graduate transfer to Miami in 2016. As a senior, played in eight games (two starts) for the Hurricanes, registering 22 tackles, one interceptions and three passes defended.

**PERSONAL:** Attended Mineral Wells High and tallied 90 tackles, four

interceptions and nine passes defended on defense while adding 580 rushing yards and 10 touchdowns along with 28 receptions for 580 yards and six touchdowns as a senior. Named first-team all-district 7-3A at tight end and returner as a senior. A four-year letterman in track & field, was the Texas 3A state champion in the 400m as a junior.

Colbert overcame adversity at age 10 when he was living in Wichita Falls, Texas. While racing a friend on his bike, Colbert ran a stop sign and was hit by a car, went through the windshield and suffered life-threatening injuries, falling into a coma for more than a week. His father, Adrian Sr., became motivated to make a change and moved them 90 miles south to Mineral Wells to escape from the gang environment that Adrian Sr., was a part of in Wichita Falls. After moving to Mineral Wells, Colbert didn't quite feel at home, but found additional support from the Clarke family, who treated him like a son of their own. Colbert was introduced to the family when he was approached by one of the three daughters in the family, Katy, asking if he needed a ride while walking the three miles home from school. He became part of their family, referring to them as parents and sisters, and even put his number in Mrs. Clarke's phone as 'Adrian - my adopted son.' "It made it easier for me to call [Mineral Wells] home," Colbert said. "Not only having my family, but a family that was already established here that loved me just like my family loved me."

ADRIAN COLBERT'S NFL REGULAR SEASON DEFENSIVE STATISTICS

DATE	TEAM	GP	GS	TACKLES							INTERCEPTIONS					O. FUMB			ST			MISC			
				TK	S	A	TFL	YDS	SK	YDS	QBH	NO	YDS	LG	TD	PD	FF	FR	YDS	TK	S	A	FF	FR	S
2017	49ers	14	6	32	30	2	0	0.0	0.0	0	0	0	0	5	2	1	0	5	4	1	0	0	0	0	
2018	49ers	7	6	20	14	6	0	0.0	0.0	0	0	0	0	1	0	0	0	1	1	0	0	0	0	0	
2019	49ers	0	0	0	0	0	0	0.0	0.0	0	0	0	0	0	0	0	0	0	0	0	0	0	0	0	
Went from 49ers to Seahawks.																									
2019	Seahawks	0	0	0	0	0	0	0.0	0.0	0	0	0	0	0	0	0	0	0	0	0	0	0	0	0	
2019	TOTAL	0	0	0	0	0	0	0.0	0.0	0	0	0	0	0	0	0	0	0	0	0	0	0	0	0	
NFL TOTALS		21	12	52	44	8	0	0.0	0.0	0	0	0	0	6	2	1	0	6	5	1	0	0	0	0	

ADRIAN COLBERT'S SINGLE-GAME HIGHS: DEFENSIVE

Total Tackles	6 at Green Bay Packers, Oct 15, 2018 ...1 more at 6.	Fumble Recoveries	1 vs. Tennessee Titans, Dec 17, 2017
Passes Defensed	2 vs. New York Giants, Nov 12, 2017	Special Teams Tackles	2 vs. Arizona Cardinals, Nov 05, 2017 ...1 more at 2.
Forced Fumbles	1 at Los Angeles Rams, Dec 31, 2017 ...1 more at 1.		

ADRIAN COLBERT'S 2019 GXG REGULAR SEASON STATISTICS (49ERS/SEAHAWKS)																										
DATE	OPPONENT	TACKLES							INTERCEPTIONS						O. FUMB			ST					MISC		W/L	SCORE
		TK	S	A	SK	YDS	TFL	YDS	QBH	NO	YDS	LG	TD	PD	FF	FR	YDS	TK	S	A	FF	FR	S	A		
09/08	at Buccaneers																								W	31-17
09/15	at Bengals																								W	41-17
										Went from 49ers to Seahawks.																
09/22	Saints																								L	27-33
09/29	at Cardinals																								W	27-10
10/03	Rams																								W	30-29
10/13	at Browns																								W	32-28
10/20	Ravens																								L	16-30
10/27	at Falcons																								W	27-20
11/03	Buccaneers																								W	40-34+
2019 TOTALS		0	0	0	0.0	0.0	0	0	0	0	0	0	0	0	0	0	0	0	0	0	0	0	0	0	7-2	
+ - Overtime																										



61 | CENTER/GUARD  
KYLE FULLER

Height: 6-5      Weight: 320  
College: Baylor  
Seasons: NFL : 3rd. Seahawks 1st  
Born: March 4, 1994  
Hometown: Wylie, Texas

TRANSACTIONS:

04/29/17: Drafted by Houston (7th Round, 243rd overall)  
09/01/18: Waived by Houston  
09/02/18: Signed to Houston PS  
12/11/18: Signed to Washington's 53-man roster  
04/30/19: Waived by Washington  
05/16/19: Signed with Miami as FA  
08/31/19: Waived by Miami  
09/02/19: Signed to Seattle's PS

NFL CAREER HIGHLIGHTS:

• Has played in 11 games, starting two games with Houston in 2017.

**COLLEGE:** Four-year letterman (2013-16) and 3-year starter at Baylor Played

in 52 games with 39 starts at center. Started 39 consecutive games to finish his career. Started all 13 games at center as a senior in 2016. First-team All-Big 12. Blocked for an offense that led the Big 12 in rushing offense (241.8 yards per game). Started all 13 games at center in 2015. Second-team All-Big 12. Blocked for an offense that led the Big 12 and ranked 2nd in the nation in rushing offense (326.7 yards per game). Part of an offensive line unit that led the Big 12 with 1.15 sacks allowed per game. Started all 13 games at center as a sophomore in 2014. Honorable mention All-Big 12. Blocked for an offense that ranked 2nd in the Big 12 in rushing offense (215.5 yards per game).

**PERSONAL:** Played his prep football at Wylie High School (Wylie, Texas). Was selected 1st-team all-district as senior and 2nd-team all-area. Majored in Communication studies.

KYLE FULLER'S NFL REGULAR SEASON STATISTICS

DATE	TEAM	GP	GS
2017	Texans	9	2
2018	Texans	0	0
2018	Redskins	2	0
2018	TOTAL	2	0
2019	Seahawks	0	0
NFL TOTALS		11	2


Went from **Texans** to **Redskins**.

KYLE FULLER'S 2019 GXG REGULAR SEASON STATISTICS (SEAHAWKS)

DATE	OPPONENT	P/S		W/L	SCORE
09/08	Bengals		PRACTICE SQUAD	W	21-20
09/15	at Steelers		PRACTICE SQUAD	W	28-26
09/22	Saints		PRACTICE SQUAD	L	27-33
09/29	at Cardinals		PRACTICE SQUAD	W	27-10
10/03	Rams		PRACTICE SQUAD	W	30-29
10/13	at Browns		PRACTICE SQUAD	W	32-28
10/20	Ravens		PRACTICE SQUAD	L	16-30
10/27	at Falcons		PRACTICE SQUAD	W	27-20
11/03	Buccaneers		PRACTICE SQUAD	W	40-34+
2019 TOTALS		0-0		7-2	

+ - Overtime





19 | WIDE RECEIVER  
PENNY HART

Height: 5-8      Weight: 182  
College: Georgia State  
Season: Rookie  
Born: July 5, 1996  
Hometown: Roswell, GA

TRANSACTIONS:

05/03/19: Signed by Indianapolis as a UDFA  
08/31/19: Waived/injured by Indianapolis  
09/01/19: Placed on IR  
09/07/19: Waived/injury settlement  
10/22/19: Signed to Seattle's PS

Played in 39 games at Georgia State and left school ranking second in GSU history in receptions (202), third in yards (2,950) and second in touchdowns (19). Also ranked second in all-purpose yards (3,497) and became the first Panther to record two 1,000-yard seasons. Attended King's Ridge Christian School and was a two-time first-team all-region selection. Began his senior season as a receiver and running back before starting the final three games at quarterback. Majored in religious studies.

PENNY HART'S NFL REGULAR SEASON RUSHING/RECEIVING STATISTICS

DATE TEAM	GP GS	RECEIVING					RUSHING				
		NO.	YDS	AVG	LG	TD	NO.	YDS.	AVG.	LG	TD
2019 Colts	0 0	0	0	0.0	0	0	0	0	0.0	0	0
Went from Colts to Seahawks.											
2019 Seahawks	0 0	0	0	0.0	0	0	0	0	0.0	0	0
2019 TOTAL	0 0	0	0	0.0	0	0	0	0	0.0	0	0
NFL TOTALS	0 0	0	0	0.0	0	0	0	0	0.0	0	0

PENNY HART'S NFL REGULAR SEASON RETURN STATISTICS

DATE TEAM	RET.	KICKOFF RETURNS					PUNT RETURNS				
		YDS.	AVG.	LG	TD	NO.	FC	YDS	AVG	LG	TD
2019 Colts	0	0	0.0	0	0	0	0	0	0.0	0	0
Went from Colts to Seahawks.											
2019 Seahawks	0	0	0.0	0	0	0	0	0	0.0	0	0
2019 TOTAL	0	0	0.0	0	0	0	0	0	0.0	0	0
NFL TOTALS	0	0	0.0	0	0	0	0	0	0.0	0	0

PENNY HART'S 2019 GXG REGULAR SEASON STATISTICS (COLTS/SEAHAWKS)

DATE OPPONENT	p/s	RECEIVING					RUSHING					TD	W/L	SCORE
		NO	YDS	AVG	LG	TD	NO	YDS	AVG	LG	TD			
09/08 at Chargers													L	24-30+
INJURED RESERVE														
Went from Colts to Seahawks.														
10/27 at Falcons													W	27-20
11/03 Buccaneers													W	40-34+
2019 TOTALS	0-0	0	0	0.0	0	0	0	0	0.0	0	0	0	2-1	

+ - Overtime



62 | GUARD

KAHLIL MCKENZIE

Height: 6-3

College:

Seasons:

Born:

Hometown:

Weight: 314

Tennessee

NFL : 2nd. Seahawks 1st

January 3, 1997

Walnut Creek, Calif.

TRANSACTIONS:

04/28/18: Drafted by Kansas City (6th round, 198th)  
08/31/19: Released by Kansas City  
09/03/19: Signed to Seattle's practice squad

Selected by the Kansas City Chiefs in the sixth round of the 2018 NFL Draft, Dolphins who spent 2012-18 as general manager of the Oakland Raiders.

with the Chiefs trading up that year to select the Tennessee product with pick No. 198 overall. Played defensive line for the Volunteers, but made the switch to the offensive side of the football upon entering the NFL. He is the son of Reggie McKenzie, a senior personnel executive with the Miami

KAHLIL MCKENZIE'S NFL REGULAR SEASON STATISTICS

DATE	TEAM	GP	GS
2018	Chiefs	0	0
2019	Seahawks	0	0
NFL TOTALS		0	0

KAHLIL MCKENZIE'S NFL POSTSEASON STATISTICS

DATE	TEAM	GP	GS
2018	Chiefs	0	0
NFL TOTALS		0	0

KAHLIL MCKENZIE'S 2019 GXG REGULAR SEASON STATISTICS (SEAHAWKS)

DATE	OPPONENT	P/S	W/L	SCORE
09/08	Bengals	PRACTICE SQUAD	W	21-20
09/15	at Steelers	PRACTICE SQUAD	W	28-26
09/22	Saints	PRACTICE SQUAD	L	27-33
09/29	at Cardinals	PRACTICE SQUAD	W	27-10
10/03	Rams	PRACTICE SQUAD	W	30-29
10/13	at Browns	PRACTICE SQUAD	W	32-28
10/20	Ravens	PRACTICE SQUAD	L	16-30
10/27	at Falcons	PRACTICE SQUAD	W	27-20
11/03	Buccaneers	PRACTICE SQUAD	W	40-34+
2019 TOTALS		0-0	7-2	

+ - Overtime



35 | CORNERBACK  
RYAN NEAL

Height: 6-3      Weight: 200  
College:          Southern Illinois  
Seasons:          NFL : 2nd. Seahawks 1st  
Born:              December 24, 1995  
Hometown:       Merrillville, IN

TRANSACTIONS:

- 05/11/18: Signed by Philadelphia as a UDFA
- 08/05/18: Released by Philadelphia
- 08/11/18: Signed by Atlanta as a FA
- 09/01/18: Released by Atlanta
- 09/02/18: Signed to Atlanta's PS
- 11/28/18: Signed to Atlanta's active roster
- 08/31/19: Released by Atlanta
- 09/03/19: Signed to Seattle's PS

Neal appeared in one game last season for the Atlanta Falcons, making his rookie debut in Week 13 against the Green Bay Packers. He originally

entered the league as an undrafted free agent with the Philadelphia Eagles, played in 45 games in college, recording 226 tackles, 24 passes defended, and five interceptions. Attended Merrillville High and named to AP 6A all-state team and Indiana Football Coaches Association all-state top 25 as a senior. Was a two-time IFCA All-State top 50 selection and a two-time all-conference and all-area selection. Was also named the top defensive back in the state in 2013 by the Indianapolis Star. His brother, Mike, played six seasons for the Green Bay Packers and won Super Bowl XLV. Attended the same high school as San Antonio Spurs head coach Gregg Popovich. Majored in sports administration.

RYAN NEAL'S NFL REGULAR SEASON DEFENSIVE STATISTICS																						
DATE	TEAM	GP	GS	TACKLES					INTERCEPTIONS					O. FUMB			ST			MISC		
				TK	S	A	TFL	YDS	SK	YDS	QBH	NO	YDS	LG	TD	PD	FF	FR	YDS	TK	S	A
2018	Falcons	1	0	0	0	0	0	0	0.0	0.0	0	0	0	0	0	0	0	0	0	0	0	0
2019	Seahawks	0	0	0	0	0	0	0	0.0	0.0	0	0	0	0	0	0	0	0	0	0	0	0
NFL TOTALS		1	0	0	0	0	0	0	0.0	0.0	0	0	0	0	0	0	0	0	0	0	0	0

RYAN NEAL'S 2019 GXG REGULAR SEASON STATISTICS (SEAHAWKS)																						
DATE	OPPONENT	TACKLES					INTERCEPTIONS					O. FUMB			ST			MISC			W/L	SCORE
		TK	S	A	SK	YDS	TFL	YDS	QBH	NO	YDS	LG	TD	PD	FF	FR	YDS	TK	S	A		
09/08	Bengals																				W	21-20
09/15	at Steelers																				W	28-26
09/22	Saints																				L	27-33
09/29	at Cardinals																				W	27-10
10/03	Rams																				W	30-29
10/13	at Browns																				W	32-28
10/20	Ravens																				L	16-30
10/27	at Falcons																				W	27-20
11/03	Buccaneers																				W	40-34+
2019 TOTALS		0	0	0	0.0	0.0	0	0	0	0	0	0	0	0	0	0	0	0	0	0	0	7-2

+ - Overtime



34 | CORNERBACK  
LINDEN STEPHENS

Height: 6-0      Weight: 193  
College: Cincinnati  
Seasons: NFL : 2nd. Seahawks 1st  
Born: March 21, 1995

TRANSACTIONS:

05/03/18: Signed with New Orleans as undrafted FA  
08/31/18: Released by New Orleans  
10/03/18: Signed to L.A. Rams PS  
10/16/18: Released by L.A. Rams  
11/21/18: Signed to Denver's PS  
08/31/19: Released by Denver

09/26/19: Signed to Seattle's PS  
Appeared in 44 games at Cincinnati, totaling 140 tackles (92 solo), six interceptions and 20 passes defended. Played in 12 games as a senior in 2017 and recorded a career-high eight passes defended. Attended Fork Union Military Academy in 2013 prior to enrolling at Cincinnati. Earned honorable mention Associated Press Ohio Northeastern Lakes All-District honors as a senior at Euclid High School. His father, Mac Stephens, played in the NFL for the Minnesota Vikings and N.Y. Jets from 1990-91.

LINDEN STEPHENS' NFL REGULAR SEASON DEFENSIVE STATISTICS																										
DATE	TEAM	GP	GS	TACKLES					SK	YDS	QBH	INTERCEPTIONS					O. FUMB			ST					MISC	
				TK	S	A	TFL	YDS				NO	YDS	LG	TD	PD	FF	FR	YDS	TK	S	A	FF	FR	S	A
2019	Broncos	0	0	0	0	0	0	0	0.0	0.0	0	0	0	0	0	0	0	0	0	0	0	0	0	0	0	0
Went from Broncos to Seahawks.																										
2019	Seahawks	0	0	0	0	0	0	0	0.0	0.0	0	0	0	0	0	0	0	0	0	0	0	0	0	0	0	0
2019	TOTAL	0	0	0	0	0	0	0	0.0	0.0	0	0	0	0	0	0	0	0	0	0	0	0	0	0	0	0
NFL TOTALS		0	0	0	0	0	0	0	0.0	0.0	0	0	0	0	0	0	0	0	0	0	0	0	0	0	0	0

LINDEN STEPHENS' 2019 GXG REGULAR SEASON STATISTICS (BRONCOS/SEAHAWKS)																										
DATE	OPPONENT	TACKLES					TFL	YDS	QBH	INTERCEPTIONS					O. FUMB			ST					MISC		W/L	SCORE
		TK	S	A	SK	YDS				NO	YDS	LG	TD	PD	FF	FR	YDS	TK	S	A	FF	FR	S	A		
09/09	at Raiders																								L	16-24
09/15	Bears																								L	14-16
09/22	at Packers																								L	16-27
Went from Broncos to Seahawks.																										
09/29	at Cardinals																								W	27-10
10/03	Rams																								W	30-29
10/13	at Browns																								W	32-28
10/20	Ravens																								L	16-30
10/27	at Falcons																								W	27-20
11/03	Buccaneers																								W	40-34+
2019 TOTALS		0	0	0	0.0	0.0	0	0	0	0	0	0	0	0	0	0	0	0	0	0	0	0	0	0	0	5-4
+ - Overtime																										



# 46 | TIGHT END TYRONE SWOOPES

Height: 6-4  
College: Texas  
Seasons: NFL : 3rd, Seahawks 3rd  
Born: November 14, 1994  
Hometown: Whitewright, Texas

### TRANSACTIONS:

05/12/17: Signed with Seattle as undrafted FA  
09/02/17: Waived by Seattle  
09/03/17: Signed to Seattle PS  
12/30/17: Signed to Seattle 53-man roster  
09/01/18: Waived by Seattle  
10/09/18: Signed to Seattle PS  
10/13/18: Signed to Seattle 53-man roster  
10/27/18: Waived by Seattle  
10/30/18: Signed to Seattle PS  
11/06/18: Terminated from Seattle PS  
11/28/18: Signed to Seattle PS  
01/07/19: Signed to reserve/future contract with Seattle  
08/03/19: Waived/Injured by Seattle  
10/15/19: Signed to Seattle PS

• Has played in two games with one start in 2018 (10/14 at Oakland) and has recorded one catch for 23 yards. Spent the majority of his career on and off of Seattle's practice squad.

**COLLEGE:** Swoopes made the switch to tight end after playing four years at quarterback for the Longhorns. Played in 41 career games with 14 starts (6-8) and finished his career ranked 13th on the UT career passing yards list (3,038), sixth in school history among quarterbacks with 967 rushing yards and third in rushing touchdowns among quarterbacks (24). For his career, he was 281 for 499 for 3,038 yards with 17 touchdowns and 13 interceptions and rushed 256 times for 966 yards and 24 touchdowns.

**PERSONAL:** Prepped at Whitewright High where he was a four-year starter, including three at quarterback. Rushed for 5,341 yards and 73 touchdowns while passing for 3,850 yards and 41 touchdowns during his career. Named honorable mention 2A All-State by the Associated Press as a senior. Also played guard in basketball, outfield in baseball and participated in track and field in high school; competing in the long jump, triple jump, 4x400m, 4x200m, 4x100m and shot put. Born on November 14, 1994.

### NFL CAREER HIGHLIGHTS:

#### TYRONE SWOOPES' NFL REGULAR SEASON RUSHING/RECEIVING STATISTICS

DATE	TEAM	GP	GS	RECEIVING					RUSHING				
				NO.	YDS	AVG	LG	TD	NO.	YDS.	AVG.	LG	TD
2017	Seahawks	1	0	0	0	0.0	0	0	0	0	0.0	0	0
2018	Seahawks	1	1	1	23	23.0	23	0	0	0	0.0	0	0
2019	Seahawks	0	0	0	0	0.0	0	0	0	0	0.0	0	0
NFL TOTALS		2	1	1	23	23.0	23	0	0	0	0.0	0	0

#### TYRONE SWOOPES' NFL POSTSEASON RUSHING/RECEIVING STATISTICS

DATE	TEAM	GP	GS	RECEIVING					RUSHING				
				NO.	YDS	AVG	LG	TD	NO.	YDS.	AVG.	LG	TD
2018	Seahawks	0	0	0	0	0.0	0	0	0	0	0.0	0	0
NFL TOTALS		0	0	0	0	0.0	0	0	0	0	0.0	0	0

#### TYRONE SWOOPES' SINGLE-GAME HIGHS: RUSHING/RECEIVING

<b>Receptions</b>	1 at Oakland Raiders, Oct 14, 2018	<b>Longest Receptions</b>	23 at Oakland Raiders, Oct 14, 2018
<b>Receiving Yards</b>	23 at Oakland Raiders, Oct 14, 2018	<b>All-purpose yards</b>	23 at Oakland Raiders, Oct 14, 2018

#### TYRONE SWOOPES' 2019 GXG REGULAR SEASON STATISTICS (SEAHAWKS)

DATE	OPPONENT	p/s	RECEIVING					RUSHING					TD	W/L	SCORE
			NO	YDS	AVG	LG	TD	NO	YDS	AVG	LG	TD			
10/20	Ravens													L	16-30
10/27	at Falcons													W	27-20
11/03	Buccaneers													W	40-34+
2019 TOTALS		0-0	0	0	0.0	0	0	0	0	0.0	0	0	0	2-1	

+ - Overtime

TYRONE SWOOPES' 2018 GXG REGULAR SEASON STATISTICS (SEAHAWKS)													
DATE	OPPONENT	P/S	RECEIVING				RUSHING				TD	W/L	SCORE
			NO	YDS	AVG	LG	NO	YDS	AVG	LG			
09/09 at Broncos												L	24-27
09/17 at Bears												L	17-24
09/23 Cowboys												W	24-13
09/30 at Cardinals												W	20-17
10/07 Rams												L	31-33
10/14 at Raiders	S		1	23	23.0	23	0	0	0.0	0	0	W	27-3
10/28 at Lions												W	28-14
11/04 Chargers												L	17-25
11/11 at Rams												L	31-36
11/15 Packers												W	27-24
11/25 at Panthers												W	30-27
12/02 49ers												W	43-16
12/10 Vikings												W	21-7
12/16 at 49ers												L	23-26+
12/23 Chiefs												W	38-31
12/30 Cardinals												W	27-24
2018 TOTALS	1-1		1	23	23.0	23	0	0	0.0	0	0	0	10-6
+ - Overtime													

+ - Overtime

TYRONE SWOOPES' 2017 GXG REGULAR SEASON STATISTICS (SEAHAWKS)													
DATE	OPPONENT	P/S	RECEIVING				RUSHING				TD	W/L	SCORE
			NO	YDS	AVG	LG	NO	YDS	AVG	LG			
09/10	at Packers											L	9-17
09/24	at Titans											L	27-33
10/01	Colts											W	46-18
10/22	at Giants											W	24-7
10/29	Texans											W	41-38
11/05	Redskins											L	14-17
11/09	at Cardinals											W	22-16
11/20	Falcons											L	31-34
11/26	at 49ers											W	24-13
12/03	Eagles											W	24-10
12/10	at Jaguars											L	24-30
12/17	Rams											L	7-42
12/24	at Cowboys											W	21-12
12/31	Cardinals	P	0	0	0.0	0	0	0	0.0	0	0	L	24-26
2017 TOTALS		1-0	0	0	0.0	0	0	0	0.0	0	0	0	7-7

TYRONE SWOOPES' 2018 GXG POSTSEASON STATISTICS (SEAHAWKS)													
DATE	OPPONENT	P/S	RECEIVING				RUSHING				TD	W/L	SCORE
			NO	YDS	AVG	LG	NO	YDS	AVG	LG			
01/05 at Cowboys													
PRACTICE SQUAD													
2018 TOTALS	0-0		0	0	0.0	0	0	0	0.0	0	0	0-1	



75 | TACKLE

CHAD WHEELER

Height: 6-7

College:

Seasons:

Born:

Hometown:

Weight: 318

USC

NFL : 3rd. Seahawks 1st

January 19, 1994

Santa Monica, CA

TRANSACTIONS:

- 05/11/17: Signed with N.Y. Giants as undrafted FA
- 08/31/19: Waived/injured
- 09/01/19: Placed on IR
- 09/09/19: Waived/injury settlement by the N.Y. Giants
- 10/15/19: Signed to Seattle PS

NFL CAREER HIGHLIGHTS:

- Played in 27 games with 19 starts for the Giants from 2017-19. Started 17 games at RT, one at LT, and one as an extra lineman.
- Played in all 16 games and started the final 14 games of 2018 at RT.
- Made NFL debut as a substitute RT at Tampa Bay (10/1/17), and first-

career start at RT vs. Kansas City (11/19/17).

**COLLEGE:** Played in 47 games with 45 starts at left tackle for USC. As a senior in 2016, played in all 13 games with 11 starts. Did not start two games because of a foot injury. Named All-Pac 12, first-team and USC's 2016 Offensive Lineman of the Year. As a junior in 2015, returned from a knee injury to start all 12 games in which he appeared at left tackle. Named 2nd-team all-conference. As a sophomore in 2014, started the first eight games of the season at left tackle before suffering a right knee injury that ended his season. As a redshirt freshman in 2013, started all 14 games at left tackle.

**PERSONAL:** Played high school football at Santa Monica (Calif.) High School, where he was a Super Prep All-West selection. Majored in governmental organizations.

CHAD WHEELER'S NFL REGULAR SEASON STATISTICS			
DATE	TEAM	GP	GS
2017	Giants	11	5
2018	Giants	16	14
2019	Giants	0	0
Went from <b>Giants</b> to <b>Seahawks</b> .			
2019	Seahawks	0	0
2019	TOTAL	0	0
NFL TOTALS		27	19

CHAD WHEELER'S 2019 GXG REGULAR SEASON STATISTICS (GIANTS/SEAHAWKS)				
DATE	OPPONENT	P/S	W/L	SCORE
09/08	at Cowboys	INJURED RESERVE	L	17-35
09/15	Bills	NOT ON ROSTER	L	14-28
09/22	at Buccaneers	NOT ON ROSTER	W	32-31
09/29	Redskins	NOT ON ROSTER	W	24-3
10/06	Vikings	NOT ON ROSTER	L	10-28
10/10	at Patriots	NOT ON ROSTER	L	14-35
Went from <b>Giants</b> to <b>Seahawks</b> .				
10/20	Ravens	PRACTICE SQUAD	L	16-30
10/27	at Falcons	PRACTICE SQUAD	W	27-20
11/03	Buccaneers	PRACTICE SQUAD	W	40-34+
2019 TOTALS		0-0	4-5	
+ - Overtime				



# 43 | CORNERBACK PARRY NICKERSON

Height: 5-10      Weight: 182  
College: Tulane  
Seasons: NFL : 2nd. Seahawks 1st  
Born: October 11, 1994  
Hometown: New Orleans, La.

**TRANSACTIONS:**

04/28/18: Drafted by N.Y. Jets (6th round, 179th)  
08/31/19: Traded to Seattle  
09/10/19: Released by Seattle

**NFL CAREER HIGHLIGHTS:**

• As a rookie, posted 19 tackles (16 solo) and a pass defended, adding two special teams tackles after seeing action in all 16 games, including two starts in Weeks Six and Seven.

**COLLEGE:** Four-year letterman at Tulane. Played in 48 games with 46 starts at cornerback. Totaled 188 tackles (152 solo, 36 assists) with 8.0 tackles for

loss of 11 yards. Earned three forced fumbles, four fumble recoveries, one blocked kick, 16 interceptions and 31 PBUs. Finished career ranking second all-time at Tulane in interceptions and third in PBUs.

**PERSONAL:** Three-year letterman at West Jefferson High for coach Marcus Scott. Rated a three-star recruit by 247Sports.com while garnering two-star status from Rivals.com and Scout.com. Named first-team all-district his final two prep seasons. Helped lead the Buccaneers to a combined 20-13 overall record with three trips to the state playoffs and a District 9-5A title as a sophomore and senior. Named first-team all-district in his final two prep seasons. As a senior, named first-team all-state and all-metro after posting 59 tackles, 16 pass break-ups and five interceptions. Also lettered in track and field. Majored in Public Relations.

PARRY NICKERSON'S NFL REGULAR SEASON DEFENSIVE STATISTICS																										
DATE	TEAM	GP	GS	TACKLES							INTERCEPTIONS					O. FUMB			ST					MISC		
				TK	S	A	TFL	YDS	SK	YDS	QBH	NO	YDS	LG	TD	PD	FF	FR	YDS	TK	S	A	FF	FR	S	A
2018	Jets	16	2	19	16	3	1	7	0.0	0.0	0	0	0	0	1	0	0	0	2	2	0	0	0	0	0	
2019	Seahawks	0	0	0	0	0	0	0	0.0	0.0	0	0	0	0	0	0	0	0	0	0	0	0	0	0	0	
NFL TOTALS		16	2	19	16	3	1	7	0.0	0.0	0	0	0	0	1	0	0	0	2	2	0	0	0	0	0	

PARRY NICKERSON'S SINGLE-GAME HIGHS: DEFENSIVE																										
<b>Total Tackles</b>		6 vs. Minnesota Vikings, Oct 21, 2018 ...1 more at 6.										<b>Tackles For Loss</b>		1 vs. Minnesota Vikings, Oct 21, 2018												
<b>Passes Defensed</b>		1 vs. Indianapolis Colts, Oct 14, 2018										<b>Special Teams Tackles</b>		1 vs. Minnesota Vikings, Oct 21, 2018 ...1 more at 1.												

PARRY NICKERSON'S 2019 GXG REGULAR SEASON STATISTICS (SEAHAWKS)																										
DATE	OPPONENT	TACKLES							INTERCEPTIONS					O. FUMB			ST					MISC		W/L	SCORE	
		TK	S	A	SK	YDS	TFL	YDS	QBH	NO	YDS	LG	TD	PD	FF	FR	YDS	TK	S	A	FF	FR	S			A
		INACTIVE																								
09/08	Bengals																									
2019 TOTALS		0	0	0	0.0	0.0	0	0	0	0	0	0	0	0	0	0	0	0	0	0	0	0	0	0	1-0	





81

TIGHT END

NICK VANNETT

Height: 6-6

Weight: 261

College: Ohio State

Seasons: NFL : 4th. Seahawks 4th

Born: March 6, 1993

Hometown: Westerville, Ohio

Pronunciation: van-NET

TRANSACTIONS:

04/29/16: Drafted by Seattle (3rd round, 94th)  
09/25/19: Traded to Pittsburgh

NFL CAREER HIGHLIGHTS:

- Had career-bests in receptions (29), yards (269) and TDs (3) in 2018.

**COLLEGE:** Played in 53 games for the Buckeyes and started 15 times, including 12 starts as a senior in 2015. He totaled 55 receptions for 585 yards (10.6 yards per catch) and six touchdowns over the course of his career. He finished his career ranking ninth all-time among Ohio State tight ends in receptions and tied for 10th in touchdown receptions. Was invited to the Reese's Senior Bowl following his senior season after recording 19

catches for 162 yards on the season. Played in all 15 games his junior season and had 19 receptions for 220 yards and five touchdowns. Scored a touchdown against Oregon in the National Championship game. As a sophomore, played in 13 games and had eight catches for 80 yards. Caught his first collegiate touchdown pass against Purdue. After redshirting the 2011 season as a true freshman, played in all 12 games, starting two (vs. Alabama-Birmingham and Nebraska), ranking fifth on the team with nine receptions and 123 receiving yards.

**PERSONAL:** Played his high school football at Central High School in Westerville, Ohio. He graduated from Ohio State in August 2015 with his degree in sport industry.

REGULAR SEASON COMPARISON: RECEIVING - LOS ANGELES RAMS										
DATE	OPP	W/L GP/GS		REC	YDS	AVG	TD	LG	TGTS	YAC
10/8/17	SEA @ LA	W	P	2	3	1.5	0	3	2	9
10/7/18	SEA vs. LA	L	S	3	43	14.3	0	32	4	35
11/11/18	SEA @ LA	L	S	1	8	8.0	1	8t	2	0
TOTALS		1/2	3/2	6	54	9.0	1	8T	8	44

NICK VANNETT'S NFL REGULAR SEASON RUSHING/RECEIVING STATISTICS													
				RECEIVING					RUSHING				
DATE	TEAM	GP	GS	NO.	YDS	AVG	LG	TD	NO.	YDS.	AVG.	LG	TD
2016	Seahawks	9	2	3	32	10.7	21	0	0	0	0.0	0	0
2017	Seahawks	15	4	12	124	10.3	21	1	0	0	0.0	0	0
2018	Seahawks	15	9	29	269	9.3	32	3	0	0	0.0	0	0
2019	Seahawks	3	1	4	38	9.5	13	0	0	0	0.0	0	0
NFL TOTALS		42	16	48	463	9.6	32	4	0	0	0.0	0	0

NICK VANNETT'S NFL POSTSEASON RUSHING/RECEIVING STATISTICS													
		RECEIVING							RUSHING				
DATE	TEAM	GP	GS	NO.	YDS	AVG	LG	TD	NO.	YDS.	AVG.	LG	TD
2016	Seahawks	0	0	0	0	0.0	0	0	0	0	0.0	0	0
2018	Seahawks	1	0	1	5	5.0	5	0	0	0	0.0	0	0
NFL TOTALS		1	0	1	5	5.0	5	0	0	0	0.0	0	0

ADDITIONAL STATS	
Kickoff Returns: 2017 (One kickoff return for 0 yards). Career: One kickoff return for 0 yards.	

NICK VANNETT'S SINGLE-GAME HIGHS: RUSHING/RECEIVING			
Receptions	6 vs. Los Angeles Chargers, Nov 04, 2018	All-purpose yards	52 vs. Los Angeles Chargers, Nov 04, 2018
Receiving Yards	52 vs. Los Angeles Chargers, Nov 04, 2018	Kickoff Returns	1 at San Francisco 49ers, Nov 26, 2017
Longest Receptions	32 vs. Los Angeles Rams, Oct 07, 2018	Special Teams Tackles	1 at Dallas Cowboys, Dec 24, 2017
Receiving TDs	1 vs. Kansas City Chiefs, Dec 23, 2018		...1 more at 1.
	...3 more at 1.	Most TDs	1 vs. Kansas City Chiefs, Dec 23, 2018
			...3 more at 1.

NICK VANNETT'S 2019 GXG REGULAR SEASON STATISTICS (SEAHAWKS)												
DATE	OPPONENT	P/S	RECEIVING				RUSHING				W/L	SCORE
			NO	YDS	AVG	LG	TD	NO	YDS	AVG	LG	
09/08	Bengals	P	2	16	8.0	11	0	0	0	0.0	0	W 21-20
09/15	at Steelers	P	1	13	13.0	13	0	0	0	0.0	0	W 28-26
09/22	Saints	S	1	9	9.0	9	0	0	0	0.0	0	L 27-33
09/29	at Cardinals		DID NOT PLAY								W	27-10
2019 TOTALS	3-1		4	38	9.5	13	0	0	0	0.0	0	3-1

NICK VANNETT'S 2018 GXG REGULAR SEASON STATISTICS (SEAHAWKS)												
DATE	OPPONENT	P/S	RECEIVING				RUSHING				W/L	SCORE
			NO	YDS	AVG	LG	TD	NO	YDS	AVG	LG	
09/09	at Broncos	S	1	11	11.0	11	0	0	0	0.0	0	L 24-27
09/17	at Bears	S	3	23	7.7	11	0	0	0	0.0	0	L 17-24
09/23	Cowboys	P	4	27	6.8	12	0	0	0	0.0	0	W 24-13
09/30	at Cardinals	P	1	6	6.0	6	0	0	0	0.0	0	W 20-17
10/07	Rams	S	3	43	14.3	32	0	0	0	0.0	0	L 31-33
10/14	at Raiders		INACTIVE								W	27-3
10/28	at Lions	P	1	16	16.0	16	0	0	0	0.0	0	W 28-14
11/04	Chargers	S	6	52	8.7	11	1	0	0	0.0	0	L 17-25
11/11	at Rams	S	1	8	8.0	8t	1	0	0	0.0	0	L 31-36
11/15	Packers	S	1	17	17.0	17	0	0	0	0.0	0	W 27-24
11/25	at Panthers	S	2	22	11.0	13	0	0	0	0.0	0	W 30-27
12/02	49ers	P	1	4	4.0	4	0	0	0	0.0	0	W 43-16
12/10	Vikings	S	1	12	12.0	12	0	0	0	0.0	0	W 21-7
12/16	at 49ers	P	0	0	0.0	0	0	0	0	0.0	0	L 23-26+
12/23	Chiefs	P	2	11	5.5	10	1	0	0	0.0	0	W 38-31
12/30	Cardinals	S	2	17	8.5	11	0	0	0	0.0	0	W 27-24
2018 TOTALS	15-9		29	269	9.3	32	3	0	0	0.0	0	10-6

+- Overtime

NICK VANNETT'S 2017 GXG REGULAR SEASON STATISTICS (SEAHAWKS)												
DATE	OPPONENT	P/S	RECEIVING				RUSHING				W/L	SCORE
			NO	YDS	AVG	LG	TD	NO	YDS	AVG	LG	
09/10	at Packers	P	1	10	10.0	10	0	0	0	0.0	0	L 9-17
09/17	49ers	P	0	0	0.0	0	0	0	0	0.0	0	W 12-9
09/24	at Titans	P	0	0	0.0	0	0	0	0	0.0	0	L 27-33
10/01	Colts	P	0	0	0.0	0	0	0	0	0.0	0	W 46-18
10/08	at Rams	P	2	3	1.5	3	0	0	0	0.0	0	W 16-10
10/22	at Giants	P	1	12	12.0	12	0	0	0	0.0	0	W 24-7
10/29	Texans	P	1	8	8.0	8	0	0	0	0.0	0	W 41-38
11/05	Redskins	S	0	0	0.0	0	0	0	0	0.0	0	L 14-17
11/09	at Cardinals	P	2	22	11.0	16	0	0	0	0.0	0	W 22-16
11/20	Falcons	P	0	0	0.0	0	0	0	0	0.0	0	L 31-34
11/26	at 49ers	P	2	29	14.5	17t	1	0	0	0.0	0	W 24-13
12/03	Eagles	S	3	40	13.3	21	0	0	0	0.0	0	W 24-10
12/10	at Jaguars	S	0	0	0.0	0	0	0	0	0.0	0	L 24-30
12/17	Rams	S	0	0	0.0	0	0	0	0	0.0	0	L 7-42
12/24	at Cowboys	P	0	0	0.0	0	0	0	0	0.0	0	W 21-12
12/31	Cardinals		INACTIVE								L	24-26
2017 TOTALS	15-4		12	124	10.3	21	1	0	0	0.0	0	9-7

NICK VANNETT'S 2016 GXG REGULAR SEASON STATISTICS (SEAHAWKS)														
DATE	OPPONENT	P/S	RECEIVING					RUSHING					W/L	SCORE
			NO	YDS	AVG	LG	TD	NO	YDS	AVG	LG	TD		
09/11	Dolphins						INACTIVE						W	12-10
09/18	at Rams						INACTIVE						L	3-9
09/25	49ers						INACTIVE						W	37-18
10/02	at Jets						INACTIVE						W	27-17
10/16	Falcons	P	0	0	0.0	0	0	0	0	0.0	0	0	W	26-24
10/23	at Cardinals	P	0	0	0.0	0	0	0	0	0.0	0	0	L	6-6+
10/30	at Saints	P	1	7	7.0	7	0	0	0	0.0	0	0	L	20-25
11/07	Bills	P	0	0	0.0	0	0	0	0	0.0	0	0	W	31-25
11/13	at Patriots	S	0	0	0.0	0	0	0	0	0.0	0	0	W	31-24
11/20	Eagles						INACTIVE						W	26-15
11/27	at Buccaneers	P	0	0	0.0	0	0	0	0	0.0	0	0	L	5-14
12/04	Panthers	S	2	25	12.5	21	0	0	0	0.0	0	0	W	40-7
12/11	at Packers	P	0	0	0.0	0	0	0	0	0.0	0	0	L	10-38
12/15	Rams	P	0	0	0.0	0	0	0	0	0.0	0	0	W	24-3
12/24	Cardinals						INACTIVE						L	31-34
01/01	at 49ers						INACTIVE						W	25-23
2016 TOTALS		9-2	3	32	10.7	21	0	0	0	0.0	0	0	10-6	
+ - Overtime														

+ - Overtime

NICK VANNETT'S 2018 GXG POSTSEASON STATISTICS (SEAHAWKS)														
DATE	OPPONENT	P/S	RECEIVING					RUSHING					W/L	SCORE
			NO	YDS	AVG	LG	TD	NO	YDS	AVG	LG	TD		
01/05	at Cowboys	P	1	5	5.0	5	0	0	0	0.0	0	0	L	22-24
2018 TOTALS	1-0		1	5	5.0	5	0	0	0	0.0	0	0	0-1	

NICK VANNETT'S 2016 GXG POSTSEASON STATISTICS (SEAHAWKS)														
DATE	OPPONENT	P/S	RECEIVING					RUSHING					W/L	SCORE
			NO	YDS	AVG	LG	TD	NO	YDS	AVG	LG	TD		
01/07	Lions												W	26-6
01/14	at Falcons												L	20-36
2016 TOTALS	0-0		0	0	0.0	0	0	0	0	0.0	0	0	1-1	

# National Football League Game Summary

NFL Copyright © 2019 by The National Football League. All rights reserved. This summary and play-by-play is for the express purpose of assisting media in their coverage of the game; any other use of this material is prohibited without the written permission of the National Football League. Updated: 11/4/2019

Date: Sunday, 11/3/2019

Tampa Bay Buccaneers at Seattle Seahawks

Start Time: 1:06 PM PST

at CenturyLink Field, Seattle

Game Day Weather

Game Weather: Sunny

Temp: 54° F (12.2° C) Humidity: 66%, Wind: NNW 6 mph

Played Outdoor on Turf: FieldTurf

Outdoor Weather: Sunny,

Officials		
Referee: Hussey, John (35)	Umpire: Eck, Alan (76)	Down Judge: Holt, Patrick (106)
Line Judge: Johnson, Carl (101)	Field Judge: Baynes, Allen (56)	Side Judge: Walker, Jabir (26)
Back Judge: Freeman, Brad (88)	Replay Official: Valenti, Terri (0)	

Lineups			
Tampa Bay Buccaneers			
Offense		Defense	
WR 13 M.Evans	DL 93 N.Suh	WR 14 DK.Metcalf	DE 93 B.Jackson
TE 88 T.Hudson	NT 50 V.Vea	LT 76 D.Brown	DT 91 J.Reed
LT 76 D.Smith	DL 92 W.Gholston	LG 70 M.Iupati	NT 97 P.Ford
LG 74 A.Marpet	OLB 94 C.Nassib	C 53 J.Hunt	DE 98 R.Green
C 66 R.Jensen	ILB 45 D.White	RG 78 D.Fluker	SLB 56 M.Kendricks
RG 65 A.Cappa	ILB 54 L.David	RT 65 G.Ifedi	MLB 54 B.Wagner
RT 69 D.Dotson	OLB 58 S.Barrett	TE 82 L.Wilson	WLB 50 K.Wright
TE 82 A.Auclair	CB 26 S.Bunting	WR 16 T.Lockett	LCB 26 Sq.Griffin
WR 12 C.Godwin	CB 28 V.Hargreaves	TE 48 J.Hollister	RCB 21 T.Flowers
QB 3 J.Winston	S 39 A.Adams	QB 3 R.Wilson	SS 30 B.McDougald
RB 27 R.Jones	S 31 J.Whitehead	RB 32 C.Carson	FS 27 M.Blair

Substitutions		Substitutions	
P 8 B.Pinion, K 9 M.Gay, WR 10 S.Miller, WR 17 J.Watson, WR 19 B.Perriman, RB 22 T.Logan, S 24 D.Stewart, RB 25 P.Barber, DB 29 R.Smith, S 34 M.Edwards, CB 35 J.Dean, RB 44 D.Ogunbowale, ILB 51 K.Minter, ILB 52 N.Dawkins, DT 56 R.Nunez-Roches, OL 71 E.Watford, T 72 J.Wells, TE 84 C.Brate, DE 90 J.Pierre-Paul, DL 91 B.Allen, LS 97 Z.Triner, OLB 98 A.Nelson		P 4 M.Dickson, K 5 J.Myers, WR 17 M.Turner, WR 18 J.Brown, RB 20 R.Penny, CB 23 N.Thorpe, CB 24 J.Taylor, RB 25 T.Homer, FS 28 U.Amadi, CB 36 A.King, FB 44 N.Bellore, LB 49 Sm.Griffin, LB 55 B.Burr-Kirven, LB 57 C.Barton, G 64 J.Roos, LS 69 T.Ott, DT 72 A.Woods, T 73 J.Jones, T 74 G.Fant, WR 83 D.Moore, DE 90 J.Clowney, DE 94 E.Ansah, DE 95 L.Collier	

Did Not Play		Did Not Play	
QB 4 R.Griffin, CB 33 C.Davis		QB 7 G.Smith	
Not Active		Not Active	
DB 36 M.Stewart, C 60 N.Trewyn, T 70 J.Hawkins, DL 79 P.O'Connor, TE 80 O.Howard, WR 83 A.Darboh, TE 87 J.Leggett		WR 10 J.Gordon, WR 11 G.Jennings, WR 15 J.Ursua, RB 22 C.Prosise, SS 37 Q.Diggs, SS 42 D.Hill, DE 99 Q.Jefferson	

Field Goals (made ( ) & missed)						
M.Gay	50WL (41) (45)	J.Myers	47WL (37) (22) 40WR			
		1	2	3	4	OT
VISITOR:	Tampa Bay Buccaneers	14	7	3	10	0
HOME:	Seattle Seahawks	7	6	8	13	6
						Total
						34
						40

Scoring Plays						
Team	Qtr	Time	Play Description (Extra Point) (Drive Info)	Visitor	Home	
Buccaneers	1	11:30	R.Jones 8 yd. run (M.Gay kick) (7-75, 3:30)	7	0	
Seahawks	1	8:23	T.Lockett 19 yd. pass from R.Wilson (J.Myers kick) (6-75, 3:07)	7	7	
Buccaneers	1	0:48	B.Perriman 15 yd. pass from J.Winston (M.Gay kick) (9-69, 4:39)	14	7	
Buccaneers	2	4:32	M.Evans 5 yd. pass from J.Winston (M.Gay kick) (12-63, 6:31)	21	7	
Seahawks	2	0:29	J.Hollister 1 yd. pass from R.Wilson (kick failed, hru) (4-60, 1:14)	21	13	
Seahawks	3	8:03	T.Lockett 2 yd. pass from R.Wilson (R.Wilson-DK.Metcalf pass) (5-85, 2:46)	21	21	
Buccaneers	3	3:18	M.Gay 41 yd. Field Goal (10-52, 4:45)	24	21	
Seahawks	4	14:26	J.Myers 37 yd. Field Goal (9-56, 3:52)	24	24	
Seahawks	4	8:19	J.Myers 22 yd. Field Goal (6-11, 2:19)	24	27	
Buccaneers	4	5:22	M.Gay 45 yd. Field Goal (6-44, 2:57)	27	27	

# National Football League Game Summary

NFL Copyright © 2019 by The National Football League. All rights reserved. This summary and play-by-play is for the express purpose of assisting media in their coverage of the game; any other use of this material is prohibited without the written permission of the National Football League.

Updated: 11/4/2019

Seahawks	4	4:25	DK.Metcalf 53 yd. pass from R.Wilson (J.Myers kick) (3-75, 0:57)	27	34
Buccaneers	4	0:46	D.Ogunbowale 1 yd. run (M.Gay kick) (10-75, 3:39)	34	34
Seahawks	5	6:22	J.Hollister 10 yd. pass from R.Wilson (10-75, 3:38) (10-75, 3:38)	34	40
Paid Attendance: 68,948				Time: 3:29	

Final Individual Statistics

Tampa Bay Buccaneers										Seattle Seahawks									
RUSHING				ATT	YDS	AVG	LG	TD		RUSHING				ATT	YDS	AVG	LG	TD	
R.Jones				18	67	3.7	15	1		C.Carson				16	105	6.6	59	0	
P.Barber				4	15	3.8	6	0		R.Wilson				1	21	21.0	21	0	
J.Winston				2	8	4.0	5	0		R.Penny				4	12	3.0	6	0	
C.Godwin				1	8	8.0	8	0		DK.Metcalf				1	7	7.0	7	0	
D.Ogunbowale				1	1	1.0	1	1											
Total				26	99	3.8	15	2		Total				22	145	6.6	59	0	
PASSING		ATT	CMP	YDS	SK/YD	TD	LG	IN	RT	PASSING		ATT	CMP	YDS	SK/YD	TD	LG	IN	RT
J.Winston		44	29	335	2/16	2	25	0	103.9	R.Wilson		43	29	378	3/31	5	53	0	133.7
Total		44	29	335	2/16	2	25	0	103.9	Total		43	29	378	3/31	5	53	0	133.7
PASS RECEIVING		TAR	REC	YDS	AVG	LG	TD			PASS RECEIVING		TAR	REC	YDS	AVG	LG	TD		
M.Evans		16	12	180	15.0	25	1			T.Lockett		18	13	152	11.7	30	2		
C.Godwin		9	7	61	8.7	18	0			DK.Metcalf		9	6	123	20.5	53	1		
B.Perriman		8	4	42	10.5	18	1			J.Hollister		6	4	37	9.3	22	2		
R.Jones		2	2	15	7.5	12	0			C.Carson		2	2	28	14.0	15	0		
T.Hudson		2	1	12	12.0	12	0			L.Wilson		2	2	20	10.0	16	0		
D.Ogunbowale		1	1	12	12.0	12	0			D.Moore		4	2	18	9.0	12	0		
A.Auclair		2	1	11	11.0	11	0			R.Penny		1	0	0	0.0	0	0		
T.Logan		1	1	2	2.0	2	0												
S.Miller		2	0	0	0.0	0	0												
Total		43	29	335	11.6	25	2			Total		42	29	378	13.0	53	5		
INTERCEPTIONS				NO	YDS	AVG	LG	TD		INTERCEPTIONS				NO	YDS	AVG	LG	TD	
Total				0	0	0	0	0		Total				0	0	0	0	0	
PUNTING		NO	YDS	AVG	NET	TB	IN20	LG		PUNTING		NO	YDS	AVG	NET	TB	IN20	LG	
B.Pinion		4	161	40.3	36.5	0	1	45		M.Dickson		3	166	55.3	44.7	0	0	63	
Total		4	161	40.3	36.5	0	1	45		Total		3	166	55.3	44.7	0	0	63	
PUNT RETURNS		NO	YDS	AVG	FC	LG	TD			PUNT RETURNS		NO	YDS	AVG	FC	LG	TD		
T.Logan		3	32	10.7	0	19	0			T.Lockett		2	15	7.5	2	8	0		
Total		3	32	10.7	0	19	0			Total		2	15	7.5	2	8	0		
KICKOFF RETURNS		NO	YDS	AVG	FC	LG	TD			KICKOFF RETURNS		NO	YDS	AVG	FC	LG	TD		
T.Logan		3	78	26.0	0	39	0			[TOUCHBACK]		8	0	0.0	0	0	0		
[TOUCHBACK]		4	0	0.0	0	0	0												
Total		3	78	26.0	0	39	0			Total		0	0	0.0	0	0	0		

Tampa Bay Buccaneers

FUMBLES	FUM	LOST	OWN-REC	YDS	TD	FORCED	OPP-REC	YDS	TD	OUT-BDS
J.Winston	1	1	0	0	0	0	0	0	0	0
D.White	0	0	0	0	0	2	0	0	0	0
J.Whitehead	0	0	0	0	0	0	1	0	0	0
Total	1	1	0	0	0	2	1	0	0	0

Seattle Seahawks

FUMBLES	FUM	LOST	OWN-REC	YDS	TD	FORCED	OPP-REC	YDS	TD	OUT-BDS
C.Carson	2	1	0	0	0	0	0	0	0	1
M.Kendricks	0	0	0	0	0	1	0	0	0	0
R.Green	0	0	0	0	0	0	1	36	0	0
Total	2	1	0	0	0	1	1	36	0	1

## Final Team Statistics

	Visitor Buccaneers	Home Seahawks
<b>TOTAL FIRST DOWNS</b>	29	31
By Rushing	7	4
By Passing	19	23
By Penalty	3	4
<b>THIRD DOWN EFFICIENCY</b>	6-14-43%	2-8-25%
<b>FOURTH DOWN EFFICIENCY</b>	1-1-100%	0-0-0%
<b>TOTAL NET YARDS</b>	418	492
Total Offensive Plays (inc. times thrown passing)	72	68
Average gain per offensive play	5.8	7.2
<b>NET YARDS RUSHING</b>	99	145
Total Rushing Plays	26	22
Average gain per rushing play	3.8	6.6
Tackles for a loss-number and yards	4-7	3-7
<b>NET YARDS PASSING</b>	319	347
Times thrown - yards lost attempting to pass	2-16	3-31
Gross yards passing	335	378
<b>PASS ATTEMPTS-COMPLETIONS-HAD INTERCEPTED</b>	44-29-0	43-29-0
Avg gain per pass play (inc.# thrown passing)	6.9	7.5
<b>KICKOFFS Number-In End Zone-Touchbacks</b>	8-8-8	7-4-4
<b>PUNTS Number and Average</b>	4-40.3	3-55.3
Had Blocked	0	0
<b>FGs - PATs Had Blocked</b>	0-0	0-0
<b>Net Punting Average</b>	36.5	44.7
<b>TOTAL RETURN YARDAGE (Not Including Kickoffs)</b>	32	15
No. and Yards Punt Returns	3-32	2-15
No. and Yards Kickoff Returns	3-78	0-0
No. and Yards Interception Returns	0-0	0-0
<b>PENALTIES Number and Yards</b>	11-82	4-45
<b>FUMBLES Number and Lost</b>	1-1	2-1
<b>TOUCHDOWNS</b>	4	5
Rushing	2	0
Passing	2	5
<b>EXTRA POINTS Made-Attempts</b>	4-4	3-4
Kicking Made-Attempts	4-4	2-3
Passing Made-Attempts	0-0	1-1
<b>FIELD GOALS Made-Attempts</b>	2-3	2-4
<b>RED ZONE EFFICIENCY</b>	4-4-100%	4-6-67%
<b>GOAL TO GO EFFICIENCY</b>	3-3-100%	3-4-75%
<b>SAFETIES</b>	0	0
<b>FINAL SCORE</b>	34	40
<b>TIME OF POSSESSION</b>	35:25	28:13

## Ball Possession And Drive Chart

### Tampa Bay Buccaneers

#	Time Recd	Time Lost	Time Poss	How Ball Obtained	Drive Began	# Play	Yds Gain	Yds Pen	Net Yds	1st Down	Last Scrm	How Given Up
1	15:00	11:30	3:30	Kickoff	TB 25	7	66	9	75	5	* SEA 8	Touchdown
2	8:23	6:18	2:05	Kickoff	TB 25	3	4	0	4	0	TB 29	Punt
3	5:27	0:48	4:39	Punt	TB 31	9	53	16	69	5	* SEA 15	Touchdown
4	11:03	4:32	6:31	Missed FG	TB 37	12	62	1	63	5	* SEA 5	Touchdown
5	2:34	1:43	0:51	Punt	TB 27	3	-2	0	-2	0	TB 25	Punt
6	0:29	0:00	0:29	Kickoff	TB 40	4	28	0	28	2	SEA 32	Missed FG
7	13:29	10:49	2:40	Punt	TB 33	5	22	-5	17	1	50	Punt
8	8:03	3:18	4:45	Kickoff	TB 25	10	62	-10	52	3	SEA 23	Field Goal
9	14:26	12:05	2:21	Kickoff	TB 24	3	8	0	8	0	TB 32	Punt
10	11:36	10:38	0:58	Fumble	SEA 45	3	-4	0	-4	0	SEA 40	Fumble
11	8:19	5:22	2:57	Kickoff	TB 29	6	44	0	44	2	SEA 27	Field Goal
12	4:25	0:46	3:39	Kickoff	TB 25	10	75	0	75	6	* SEA 1	Touchdown

(376) Average TB 31

### Seattle Seahawks

#	Time Recd	Time Lost	Time Poss	How Ball Obtained	Drive Began	# Play	Yds Gain	Yds Pen	Net Yds	1st Down	Last Scrm	How Given Up
1	11:30	8:23	3:07	Kickoff	SEA 25	6	75	0	75	5	* TB 19	Touchdown
2	6:18	5:27	0:51	Punt	SEA 32	3	4	0	4	0	SEA 36	Punt
3	0:48	11:03	4:45	Kickoff	SEA 25	10	46	0	46	3	TB 29	Missed FG
4	4:32	2:34	1:58	Kickoff	SEA 25	4	-2	0	-2	1	SEA 23	Punt
5	1:43	0:29	1:14	Punt	SEA 40	4	22	38	60	4	* TB 1	Touchdown
6	15:00	13:29	1:31	Kickoff	SEA 25	3	-9	0	-9	0	SEA 16	Punt
7	10:49	8:03	2:46	Punt	SEA 15	5	85	0	85	3	* TB 2	Touchdown
8	3:18	14:26	3:52	Kickoff	SEA 25	9	61	-5	56	4	* TB 19	Field Goal
9	12:05	11:36	0:29	Punt	SEA 31	3	6	5	11	1	SEA 40	Fumble
10	10:38	8:19	2:19	Fumble	TB 15	6	11	0	11	1	* TB 4	Field Goal
11	5:22	4:25	0:57	Kickoff	SEA 25	3	75	0	75	2	SEA 47	Touchdown
12	0:46	0:00	0:46	Kickoff	SEA 25	6	48	5	53	2	TB 22	Missed FG

(403) Average SEA 31

### \* inside opponent's 20

Time of Possession by Quarter		1st	2nd	3rd	4th	OT	Total
Visitor	Tampa Bay Buccaneers	10:14	7:51	7:25	9:55	0:00	35:25
Home	Seattle Seahawks	4:46	7:09	7:35	5:05	3:38	28:13

Kickoff Drive No.-Start Average      Buccaneers: 7 - TB 28      Seahawks: 8 - SEA 25



**11/3/2019 at CenturyLink Field**

Seattle Seahawks	Regular Defensive Plays												Special Teams					Misc			
	TKL	AST	COMB	SK	/ YDS	TFL	QH	IN	PD	FF	FR	TKL	AST	FF	FR	BL	TKL	AST	FF	FR	
B.Wagner	6	5	11	1	7	1	1	0	0	0	0	0	0	0	0	0	0	0	0	0	
K.Wright	6	4	10	0	0	0	0	0	1	0	0	0	0	0	0	0	0	0	0	0	
Sq.Griffin	7	2	9	0	0	0	0	0	1	0	0	0	0	0	0	0	0	0	0	0	
B.McDougald	5	1	6	0	0	0	0	0	0	0	0	0	0	0	0	0	0	0	0	0	
T.Flowers	4	2	6	0	0	0	0	0	0	0	0	0	0	0	0	0	0	0	0	0	
J.Reed	5	0	5	0	0	0	0	0	0	0	0	0	0	0	0	0	0	0	0	0	
M.Blair	4	1	5	0	0	0	0	0	0	0	0	0	0	0	0	0	0	0	0	0	
M.Kendricks	3	1	4	1	9	1	0	0	1	1	0	0	0	0	0	0	0	0	0	0	
P.Ford	3	0	3	0	0	0	1	0	0	0	0	0	0	0	0	0	0	0	0	0	
J.Clowney	1	1	2	0	0	1	0	0	0	0	0	0	0	0	0	0	0	0	0	0	
J.Taylor	1	0	1	0	0	0	0	0	0	0	0	0	0	0	0	0	0	0	0	0	
A.Woods	0	1	1	0	0	0	0	0	0	0	0	0	0	0	0	0	0	0	0	0	
E.Ansah	0	1	1	0	0	0	0	0	0	0	0	0	0	0	0	0	0	0	0	0	
B.Jackson	0	1	1	0	0	0	0	0	0	0	0	0	0	0	0	0	0	0	0	0	
R.Green	0	0	0	0	0	0	1	0	0	0	0	1	0	0	0	0	0	0	0	0	
B.Burr-Kirven	0	0	0	0	0	0	0	0	0	0	0	0	1	1	0	0	0	0	0	0	
J.Hollister	0	0	0	0	0	0	0	0	0	0	0	0	1	0	0	0	0	0	0	0	
U.Amadi	0	0	0	0	0	0	0	0	0	0	0	0	1	0	0	0	0	0	0	0	
J.Myers	0	0	0	0	0	0	0	0	0	0	0	0	1	0	0	0	0	0	0	0	
C.Barton	0	0	0	0	0	0	0	0	0	0	0	0	1	0	0	0	0	0	0	0	
N.Thorpe	0	0	0	0	0	0	0	0	0	0	0	0	0	1	0	0	0	0	0	0	
Total	45	20	65	2	16	3	3	0	3	1	1	5	2	0	0	0	0	0	0	0	

Tampa Bay Buccaneers vs Seattle Seahawks  
11/3/2019 at CenturyLink Field

First Half Summary

PERIOD SCORES				TIME OF POSSESSION			
Buccaneers	14	7	= 21	Buccaneers	18:05		
Seahawks	7	6	= 13	Seahawks	11:55		
Scoring Plays							
Team	Qtr	Time	Play Description (Extra Point) (Drive Info)				Visitor Home
Buccaneers	1	11:30	R.Jones 8 yd. run (M.Gay kick) (7-75, 3:30)				7 0
Seahawks	1	8:23	T.Lockett 19 yd. pass from R.Wilson (J.Myers kick) (6-75, 3:07)				7 7
Buccaneers	1	0:48	B.Perriman 15 yd. pass from J.Winston (M.Gay kick) (9-69, 4:39)				14 7
Buccaneers	2	4:32	M.Evans 5 yd. pass from J.Winston (M.Gay kick) (12-63, 6:31)				21 7
Seahawks	2	0:29	J.Hollister 1 yd. pass from R.Wilson (kick failed, hru) (4-60, 1:14)				21 13
TOTAL FIRST DOWNS				Tampa Bay Buccaneers		Seattle Seahawks	
First Downs Rushing-Passing-by Penalty				17		13	
THIRD DOWN EFFICIENCY				4 - 10 - 3		1 - 11 - 1	
TOTAL NET YARDS				5-7-71%		1-4-25%	
Total Offensive Plays				211		145	
NET YARDS RUSHING				37		26	
NET YARDS PASSING				60		42	
Gross Yards Passing				151		103	
Times thrown-yards lost attempting to pass				151		120	
Pass Attempts-Completions-Had Intercepted				0-0		2-17	
Punts-Number and Average				22 - 14 - 0		16 - 12 - 0	
Penalties-Number and Yards				2 - 40.5		2 - 51.5	
Fumbles-Number and Lost				4 - 47		3 - 35	
Red Zone Efficiency				0 - 0		0 - 0	
Average Drive Start				3-3-100%		2-2-100%	
				TB 31		SEA 29	

Tampa Bay Buccaneers										Seattle Seahawks													
RUSHING		ATT	YDS	AVG	LG	TD					RUSHING		ATT	YDS	AVG	LG	TD						
R.Jones		10	42	4.2	12	1					C.Carson		6	30	5.0	10	0						
P.Barber		4	15	3.8	6	0					DK.Metcalf		1	7	7.0	7	0						
J.Winston		1	3	3.0	3	0					R.Penny		1	5	5.0	5	0						
Total		15	60	4.0	12	1					Total		8	42	5.3	10	0						
PASSING		ATT	CMP	YDS	SK/YD	TD	LG	IN	RT					PASSING		ATT	CMP	YDS	SK/YD	TD	LG	IN	RT
J.Winston		22	14	151	0/0	2	21	0	114.0					R.Wilson		16	12	120	2/17	2	19	0	135.4
Total		22	14	151	0/0	2	21	0	114.0					Total		16	12	120	2/17	2	19	0	135.4
PASS RECEIVING		TAR	REC	YDS	AVG	LG	TD					PASS RECEIVING		TAR	REC	YDS	AVG	LG	TD				
M.Evans		9	7	88	12.6	21	1					T.Lockett		7	6	81	13.5	19	1				
C.Godwin		4	3	33	11.0	18	0					J.Hollister		3	2	5	2.5	4	1				
B.Perriman		4	2	17	8.5	15	1					C.Carson		1	1	13	13.0	13	0				
A.Auclair		2	1	11	11.0	11	0					DK.Metcalf		3	1	11	11.0	11	0				
T.Logan		1	1	2	2.0	2	0					D.Moore		1	1	6	6.0	6	0				
S.Miller		1	0	0	0.0	0	0					L.Willson		1	1	4	4.0	4	0				
Total		21	14	151	10.8	21	2					Total		16	12	120	10.0	19	2				

Tampa Bay Buccaneers				Regular Defensive Plays										Special Teams					Misc			
		TKL	AST	COMB	SK	/ YDS	TFL	Q	IN	PD	FF	FR		TKL	AST	FF	FR	BL	TKL	AST	FF	FR
D.White		3	3	6	0.5	5	0	1	0	0	0	0	0	0	0	0	0	0	0	0	0	0
A.Adams		3	0	3	0	0	0	0	0	0	0	0	0	0	0	0	0	0	0	0	0	0
J.Whitehead		3	0	3	0	0	0	0	0	1	0	0	0	0	0	0	0	0	0	0	0	0
L.David		1	2	3	0	0	0	0	0	0	0	0	0	1	0	0	0	0	0	0	0	0
Total		10	5	15	0.5	5	0	1	0	1	0	0	0	1	0	0	0	0	0	0	0	0

First Half Summary

Seattle Seahawks	Regular Defensive Plays												Special Teams					Misc			
	TKL	AST	COMB	SK	/ YDS	TFL	QH	IN	PD	FF	FR	TKL	AST	FF	FR	BL	TKL	AST	FF	FR	
K.Wright	2	3	5	0	0	0	0	0	1	0	0	0	0	0	0	0	0	0	0	0	0
Sq.Griffin	4	0	4	0	0	0	0	0	0	0	0	0	0	0	0	0	0	0	0	0	0
T.Flowers	2	2	4	0	0	0	0	0	0	0	0	0	0	0	0	0	0	0	0	0	0
B.Wagner	2	2	4	0	0	0	0	0	0	0	0	0	0	0	0	0	0	0	0	0	0
Total	10	7	17	0	0	0	0	0	1	0	0	0	0	0	0	0	0	0	0	0	0

Play By Play

First Quarter

11/3/2019

TB wins toss, elects to Receive, and SEA elects to defend the North goal.

J.Myers kicks 65 yards from SEA 35 to end zone, Touchback.

Tampa Bay Buccaneers at 15:00

1-10-TB 25	(15:00) J.Winston pass short middle to M.Evans to TB 42 for 17 yards (K.Wright; T.Flowers).	P1
<u>1-10-TB 42</u>	(14:23) R.Jones left tackle to TB 45 for 3 yards (P.Ford).	
2-7-TB 45	(13:50) R.Jones right tackle to SEA 45 for 10 yards (Sq.Griffin).	R2
<u>1-10-SEA 45</u>	(13:09) (Shotgun) J.Winston pass deep middle to M.Evans to SEA 24 for 21 yards (Sq.Griffin).	P3
<u>1-10-SEA 24</u>	(12:31) (Shotgun) J.Winston pass incomplete deep right to S.Miller.	
2-10-SEA 24	(12:26) R.Jones right guard to SEA 17 for 7 yards (K.Wright, M.Blair).	
3-3-SEA 17	(11:44) (Shotgun) J.Winston pass incomplete short right [B.Wagner].	
	<i>PENALTY on SEA-B.Wagner, Roughing the Passer, 9 yards, enforced at SEA 17 - No Play.</i>	X4
<u>1-8-SEA 8</u>	<b>(11:37) R.Jones left guard for 8 yards, TOUCHDOWN.</b>	R5
	M.Gay extra point is GOOD, Center-Z.Triner, Holder-B.Pinion.	

TB 7 SEA 0, 7 plays, 75 yards, 1 penalty, 3:30 drive, 3:30 elapsed

B.Pinion kicks 65 yards from TB 35 to end zone, Touchback.

Seattle Seahawks at 11:30

1-10-SEA 25	(11:30) (Shotgun) R.Wilson pass short left to DK.Metcalf to SEA 36 for 11 yards (V.Hargreaves).	P1
<u>1-10-SEA 36</u>	(10:50) R.Wilson pass short right to T.Lockett pushed ob at SEA 48 for 12 yards (A.Adams).	P2
<u>1-10-SEA 48</u>	(10:16) (Shotgun) C.Carson left tackle to 50 for 2 yards (D.White; L.David).	
2-8-50	(9:40) (Shotgun) R.Wilson pass deep left to T.Lockett to TB 32 for 18 yards (J.Whitehead).	P3
<u>1-10-TB 32</u>	(9:11) R.Wilson pass short left to C.Carson pushed ob at TB 19 for 13 yards (D.White).	P4
<u>1-10-TB 19</u>	<b>(8:29) (Shotgun) R.Wilson pass deep right to T.Lockett for 19 yards, TOUCHDOWN.</b>	P5
	J.Myers extra point is GOOD, Center-T.Ott, Holder-M.Dickson.	

TB 7 SEA 7, 6 plays, 75 yards, 3:07 drive, 6:37 elapsed

J.Myers kicks 65 yards from SEA 35 to end zone, Touchback.

Tampa Bay Buccaneers at 8:23

1-10-TB 25	(8:23) (Shotgun) J.Winston pass short left to B.Perriman to TB 27 for 2 yards (M.Kendricks).	
2-8-TB 27	(7:45) R.Jones right tackle to TB 27 for no gain (J.Reed).	
3-8-TB 27	(7:01) (Shotgun) J.Winston pass short middle to T.Logan to TB 29 for 2 yards (M.Blair).	
4-6-TB 29	(6:25) B.Pinion punts 39 yards to SEA 32, Center-Z.Triner, fair catch by T.Lockett.	

Seattle Seahawks at 6:18

1-10-SEA 32	(6:18) (Shotgun) R.Wilson pass incomplete short left to DK.Metcalf (J.Dean).	
2-10-SEA 32	(6:15) (Shotgun) R.Wilson pass incomplete short right to J.Hollister (J.Whitehead).	
3-10-SEA 32	(6:10) (Shotgun) R.Wilson pass short right to J.Hollister to SEA 36 for 4 yards (J.Whitehead).	
4-6-SEA 36	(5:38) M.Dickson punts 52 yards to TB 12, Center-T.Ott. T.Logan to TB 31 for 19 yards (J.Hollister).	

Tampa Bay Buccaneers at 5:27

1-10-TB 31	(5:27) R.Jones right guard to TB 33 for 2 yards (P.Ford).	
2-8-TB 33	(4:51) (Shotgun) J.Winston pass short right to C.Godwin ran ob at TB 38 for 5 yards.	
3-3-TB 38	(4:16) (Shotgun) J.Winston pass short right to M.Evans to TB 44 for 6 yards (Sq.Griffin).	P6
<u>1-10-TB 44</u>	(3:41) R.Jones left end to TB 47 for 3 yards (P.Ford, K.Wright).	
2-7-TB 47	(2:59) (Shotgun) J.Winston pass short middle to M.Evans to SEA 41 for 12 yards (B.McDougald).	P7
<u>1-10-SEA 41</u>	(2:22) J.Winston pass incomplete deep left to M.Evans.	
	<i>PENALTY on SEA-T.Flowers, Defensive Pass Interference, 16 yards, enforced at SEA 41 - No Play.</i>	X8
<u>1-10-SEA 25</u>	(2:17) J.Winston pass short middle to A.Auclair to SEA 14 for 11 yards (B.Wagner).	P9
<u>1-10-SEA 14</u>	(1:39) R.Jones right tackle to SEA 15 for -1 yards (A.Woods; B.Wagner).	
2-11-SEA 15	(1:00) J.Winston pass incomplete short middle to A.Auclair (K.Wright).	
3-11-SEA 15	<b>(:56) (Shotgun) J.Winston pass short left to B.Perriman for 15 yards, TOUCHDOWN. Ball tipped by TB #13.</b>	P10
	M.Gay extra point is GOOD, Center-Z.Triner, Holder-B.Pinion.	

TB 14 SEA 7, 9 plays, 69 yards, 1 penalty, 4:39 drive, 14:12 elapsed

B.Pinion kicks 65 yards from TB 35 to end zone, Touchback.

Tampa Bay Buccaneers vs Seattle Seahawks at CenturyLink Field

Seattle Seahawks at 0:48

- 1-10-SEA 25 (:48) (Shotgun) C.Carson up the middle to SEA 30 for 5 yards (D.White, W.Gholston).
- 2-5-SEA 30 (:13) (Shotgun) G.Fant reported in as eligible. C.Carson left tackle to SEA 34 for 4 yards (V.Vea; L.David).

END OF QUARTER

	Score	Time Poss	First Downs				Efficiencies	
			R	P	X	T	3 Down	4 Down
Tampa Bay Buccaneers	14	10:14	2	6	2	10	2/3	0/0
Seattle Seahawks	7	4:46	0	5	0	5	0/1	0/0

Play By Play

Second Quarter

11/3/2019

Seattle Seahawks continued.

3-1-SEA 34	(15:00) G.Fant reported in as eligible. R.Wilson pass short right to L.Willson to SEA 38 for 4 yards (D.White).	P6
<u>1-10-SEA 38</u>	(14:16) (Shotgun) G.Fant reported in as eligible. R.Wilson pass short left to T.Lockett to SEA 49 for 11 yards (A.Adams).	P7
<u>1-10-SEA 49</u>	(13:30) G.Fant reported in as eligible. DK.Metcalf left end to TB 44 for 7 yards (V.Vea).	
2-3-TB 44	(12:43) (Shotgun) G.Fant reported in as eligible. C.Carson left tackle to TB 34 for 10 yards (A.Adams).	R8
<u>1-10-TB 34</u>	(12:01) (Shotgun) R.Wilson pass incomplete deep left to T.Lockett.	
2-10-TB 34	(11:55) (Shotgun) R.Penny right tackle to TB 29 for 5 yards (N.Suh; D.White).	
3-5-TB 29	(11:13) (Shotgun) R.Wilson pass incomplete short left to DK.Metcalf (J.Dean).	
4-5-TB 29	(11:08) J.Myers 47 yard field goal is No Good, Wide Left, Center-T.Ott, Holder-M.Dickson.	

Tampa Bay Buccaneers at 11:03

1-10-TB 37	(11:03) P.Barber left tackle to TB 38 for 1 yard (J.Reed, K.Wright).	
2-9-TB 38	(10:28) J.Winston pass incomplete short left to M.Evans. <i>PENALTY on SEA-T.Flowers, Defensive Pass Interference, 10 yards, enforced at TB 38 - No Play.</i>	X11
<u>1-10-TB 48</u>	(10:25) P.Barber up the middle to SEA 48 for 4 yards (B.Wagner).	
2-6-SEA 48	(9:42) <i>PENALTY on TB-A.Cappa, False Start, 5 yards, enforced at SEA 48 - No Play.</i>	
2-11-TB 47	(9:17) (Shotgun) J.Winston pass short left to C.Godwin to SEA 43 for 10 yards (T.Flowers; B.Wagner).	
3-1-SEA 43	(8:32) J.Winston up the middle to SEA 40 for 3 yards (K.Wright).	R12
<u>1-10-SEA 40</u>	(7:49) J.Winston pass incomplete short left.	
2-10-SEA 40	(7:45) (Shotgun) J.Winston pass incomplete short right to B.Perriman (M.Kendricks).	
3-10-SEA 40	(7:42) (Shotgun) J.Winston pass short right to M.Evans to SEA 29 for 11 yards (J.Taylor).	P13
<u>1-10-SEA 29</u>	(7:04) P.Barber up the middle to SEA 25 for 4 yards (B.McDougald).	
2-6-SEA 25	(6:23) (Shotgun) J.Winston pass incomplete short right to B.Perriman.	
3-6-SEA 25	(6:19) (Shotgun) J.Winston pass short middle to C.Godwin to SEA 7 for 18 yards (Sq.Griffin).	P14
<u>1-7-SEA 7</u>	(5:37) P.Barber left guard to SEA 1 for 6 yards (M.Blair, M.Kendricks).	
2-1-SEA 1	(5:00) <i>PENALTY on TB-A.Auclair, False Start, 4 yards, enforced at SEA 1 - No Play.</i>	
2-5-SEA 5	<b>(4:37) (Shotgun) J.Winston pass short left to M.Evans for 5 yards, TOUCHDOWN.</b>	P15
	M.Gay extra point is GOOD, Center-Z.Triner, Holder-B.Pinion.	

<b>TB 21 SEA 7, 12 plays, 63 yards, 1 penalty, 6:31 drive, 10:28 elapsed</b>	
--	--

B.Pinion kicks 65 yards from TB 35 to end zone, Touchback.

Seattle Seahawks at 4:32

1-10-SEA 25	(4:32) (Shotgun) R.Wilson pass short middle to T.Lockett to SEA 36 for 11 yards (V.Hargreaves).	P9
<u>1-10-SEA 36</u>	(4:01) (Shotgun) G.Fant reported in as eligible. C.Carson right tackle to SEA 40 for 4 yards (L.David).	
2-6-SEA 40	(3:37) G.Fant reported in as eligible. R.Wilson sacked at SEA 33 for -7 yards (sack split by B.Allen and S.Barrett).	
3-13-SEA 33	(2:53) (Shotgun) R.Wilson sacked at SEA 23 for -10 yards (sack split by J.Pierre-Paul and D.White).	
	Timeout #1 by TB at 02:43.	
4-23-SEA 23	(2:43) M.Dickson punts 51 yards to TB 26, Center-T.Ott. T.Logan to TB 27 for 1 yard (U.Amadi).	

Tampa Bay Buccaneers at 2:34

1-10-TB 27	(2:34) R.Jones left tackle to TB 25 for -2 yards (J.Clowney; E.Ansah).
------------	--

Two-Minute Warning

2-12-TB 25	(2:00) (Shotgun) J.Winston pass incomplete deep middle to M.Evans.
3-12-TB 25	(1:56) (Shotgun) J.Winston pass incomplete short middle to C.Godwin.
4-12-TB 25	(1:53) B.Pinion punts 42 yards to SEA 33, Center-Z.Triner. T.Lockett pushed ob at SEA 40 for 7 yards (L.David).

Seattle Seahawks at 1:43

1-10-SEA 40	(1:43) (Shotgun) R.Wilson pass short right to T.Lockett to 50 for 10 yards (J.Dean).	P10
<u>1-10-50</u>	(1:16) (No Huddle, Shotgun) C.Carson right tackle to TB 45 for 5 yards (J.Whitehead).	
	Timeout #1 by SEA at 01:11.	
2-5-TB 45	(1:11) (Shotgun) R.Wilson pass short middle to D.Moore to TB 39 for 6 yards (J.Dean) [J.Pierre-Paul].	P11
<u>1-10-TB 39</u>	(:48) (No Huddle, Shotgun) R.Wilson pass incomplete deep middle to J.Hollister. <i>PENALTY on TB-D.White, Defensive Pass Interference, 38 yards, enforced at TB 39 - No Play.</i>	X12
<u>1-1-TB 1</u>	(:40) (Shotgun) G.Fant reported in as eligible. C.Carson up the middle to TB 2 for -1 yards (S.Barrett).	

Tampa Bay Buccaneers vs Seattle Seahawks at CenturyLink Field

PENALTY on TB-S.Barrett, Defensive Offside, 0 yards, enforced at TB 1 - No Play.

1-1-TB 1	(:34) R.Wilson pass short right to J.Hollister for 1 yard, TOUCHDOWN.	P13
J.Myers extra point is No Good, Hit Right Upright, Center-T.Ott, Holder-M.Dickson.		

TB 21 SEA 13, 4 plays, 60 yards, 2 penalties, 1:14 drive, 14:31 elapsed

J.Myers kicks 64 yards from SEA 35 to TB 1. T.Logan to TB 40 for 39 yards (J.Myers).

Tampa Bay Buccaneers at 0:29, (1st play from scrimmage 0:20)

1-10-TB 40	(:20) (Shotgun) R.Jones left tackle pushed ob at SEA 48 for 12 yards (T.Flowers).	R16
<u>1-10-SEA 48</u>	(:14) (Shotgun) J.Winston pass deep middle to M.Evans to SEA 32 for 16 yards (T.Flowers).	P17
Timeout #2 by TB at 00:08.		
<u>1-10-SEA 32</u>	(:07) (Shotgun) J.Winston pass incomplete deep left to M.Evans.	
2-10-SEA 32	(:02) M.Gay 50 yard field goal is No Good, Wide Left, Center-Z.Triner, Holder-B.Pinion.	

END OF QUARTER

	Score	Time Poss	First Downs				Efficiencies	
			R	P	X	T	3 Down	4 Down
Tampa Bay Buccaneers	21	7:51	2	4	1	7	3/4	0/0
Seattle Seahawks	13	7:09	1	6	1	8	1/3	0/0

SEA elects to Receive, and TB elects to defend the South goal.

B.Pinion kicks 65 yards from TB 35 to end zone, Touchback.

Seattle Seahawks at 15:00

- 1-10-SEA 25
- (15:00) (Shotgun) R.Wilson pass short right to T.Lockett to SEA 30 for 5 yards (V.Hargreaves).
- 2-5-SEA 30
- (14:23) (Shotgun) R.Wilson pass incomplete deep right to T.Lockett [N.Suh].
- 3-5-SEA 30
- (14:15) (Shotgun) R.Wilson sacked at SEA 16 for -14 yards (L.David).
- 4-19-SEA 16
- (13:40) M.Dickson punts 63 yards to TB 21, Center-T.Ott. T.Logan to TB 33 for 12 yards (B.Burr-Kirven; N.Thorpe).

Tampa Bay Buccaneers at 13:29

- 1-10-TB 33
- (13:29) J.Wells reported in as eligible. R.Jones up the middle to TB 37 for 4 yards (B.Wagner, K.Wright). TB-M.Evans was injured during the play.  
Timeout #1 by TB at 12:48.
- 2-6-TB 37
- (12:48) J.Winston pass short left to B.Perriman pushed ob at TB 44 for 7 yards (T.Flowers). P18
- 1-10-TB 44
- (12:14) J.Wells reported in as eligible. R.Jones up the middle to TB 47 for 3 yards (J.Reed, B.Wagner).
- 2-7-TB 47
- (11:37) (Shotgun) J.Winston pass incomplete deep right to C.Godwin.
- 3-7-TB 47
- (11:34) (Shotgun) *PENALTY on TB-D.Smith, False Start, 5 yards, enforced at TB 47 - No Play.*
- 3-12-TB 42
- (11:34) (Shotgun) J.Winston pass short right to C.Godwin to 50 for 8 yards (J.Reed).
- 4-4-50
- (10:56) B.Pinion punts 35 yards to SEA 15, Center-Z.Triner, fair catch by T.Lockett.

Seattle Seahawks at 10:49

- 1-10-SEA 15
- (10:49) G.Fant reported in as eligible. C.Carson right tackle to TB 26 for 59 yards (D.White). FUMBLES (D.White), ball out of bounds at TB 24. R14
- 1-10-TB 26
- (10:13) R.Penny right end pushed ob at TB 23 for 3 yards (S.Bunting).
- 2-7-TB 23
- (9:30) (Shotgun) G.Fant reported in as eligible. R.Wilson pass deep middle to J.Hollister to TB 1 for 22 yards (M.Edwards). P15
- 1-1-TB 1
- (8:49) C.Carson up the middle to TB 2 for -1 yards (J.Pierre-Paul; W.Gholston).
- 2-2-TB 2
- (8:07) (Shotgun) **R.Wilson pass short left to T.Lockett for 2 yards, TOUCHDOWN.** P16  
TWO-POINT CONVERSION ATTEMPT. R.Wilson pass to DK.Metcalf is complete. ATTEMPT SUCCEEDS.

TB 21 SEA 21, 5 plays, 85 yards, 2:46 drive, 6:57 elapsed

J.Myers kicks 65 yards from SEA 35 to end zone, Touchback.

Tampa Bay Buccaneers at 8:03

- 1-10-TB 25
- (8:03) J.Winston pass short left to M.Evans ran ob at TB 38 for 13 yards (T.Flowers). P19
- 1-10-TB 38
- (7:32) (Shotgun) J.Winston pass short right to C.Godwin to TB 46 for 8 yards (Sq.Griffin).
- 2-2-TB 46
- (6:53) J.Wells reported in as eligible. R.Jones right tackle to TB 45 for -1 yards (M.Kendricks).
- 3-3-TB 45
- (6:12) (Shotgun) J.Winston pass short right to M.Evans pushed ob at SEA 41 for 14 yards (Sq.Griffin). P20
- 1-10-SEA 41
- (5:39) J.Wells reported in as eligible. R.Jones right tackle to SEA 38 for 3 yards (Sq.Griffin).
- 2-7-SEA 38
- (5:00) (Shotgun) J.Winston pass deep left to B.Perriman ran ob at SEA 20 for 18 yards [P.Ford]. P21
- 1-10-SEA 20
- (4:24) J.Wells reported in as eligible. J.Winston pass incomplete deep left to T.Hudson.
- 2-10-SEA 20
- (4:18) (Shotgun) J.Winston pass incomplete deep left to S.Miller.  
*PENALTY on TB-S.Miller, Illegal Touch Pass, 0 yards, enforced at SEA 20.*
- 3-10-SEA 20
- (4:11) (Shotgun) J.Winston scrambles right end for 20 yards, TOUCHDOWN NULLIFIED by Penalty.  
*PENALTY on TB-D.Dotson, Offensive Holding, 10 yards, enforced at SEA 20 - No Play.*
- 3-20-SEA 30
- (4:02) (Shotgun) J.Winston pass short middle to C.Godwin to SEA 23 for 7 yards (B.McDougald).
- 4-13-SEA 23
- (3:22) **M.Gay 41 yard field goal is GOOD, Center-Z.Triner, Holder-B.Pinion.**

TB 24 SEA 21, 10 plays, 52 yards, 4:45 drive, 11:42 elapsed

B.Pinion kicks 65 yards from TB 35 to end zone, Touchback.

Seattle Seahawks at 3:18

- 1-10-SEA 25
- (3:18) (Shotgun) R.Wilson pass short left to DK.Metcalf to SEA 31 for 6 yards (S.Bunting, D.White).
- 2-4-SEA 31
- (2:43) G.Fant reported in as eligible. R.Penny right tackle to SEA 37 for 6 yards (D.White; S.Bunting). R17
- 1-10-SEA 37
- (2:01) (Shotgun) R.Wilson pass incomplete deep left to DK.Metcalf [D.White].  
*PENALTY on TB-S.Bunting, Defensive Holding, 5 yards, enforced at SEA 37 - No Play.* X18
- 1-10-SEA 42
- (1:53) R.Penny left end to SEA 40 for -2 yards (J.Whitehead).
- 2-12-SEA 40
- (1:16) (Shotgun) R.Wilson pass deep right to M.Turner ran ob at TB 38 for 22 yards.  
*PENALTY on SEA-D.Fluker, Offensive Holding, 10 yards, enforced at SEA 40 - No Play.*
- 2-22-SEA 30
- (:48) (Shotgun) R.Wilson pass deep right to T.Lockett ran ob at TB 40 for 30 yards (A.Adams). P19



END OF QUARTER

	Score	Time Poss	First Downs				Efficiencies	
			R	P	X	T	3 Down	4 Down
Tampa Bay Buccaneers	24	7:25	0	4	0	4	1/3	0/0
Seattle Seahawks	21	7:35	2	4	1	7	0/1	0/0

Play By Play

Fourth Quarter

11/3/2019

Seattle Seahawks continued.

<u>1-10-TB 24</u>	(15:00) (Shotgun) C.Carson up the middle to TB 19 for 5 yards (W.Gholston).	
2-5-TB 19	(14:38) (Shotgun) R.Wilson pass incomplete deep left to D.Moore.	
3-5-TB 19	(14:34) (Shotgun) R.Wilson pass incomplete short left to T.Lockett [V.Vea].	
4-5-TB 19	<b>(14:30) J.Myers 37 yard field goal is GOOD, Center-T.Ott, Holder-M.Dickson.</b>	
<b>TB 24 SEA 24, 9 plays, 56 yards, 1 penalty, 3:52 drive, 0:34 elapsed</b>		

J.Myers kicks 60 yards from SEA 35 to TB 5. T.Logan to TB 24 for 19 yards (C.Barton).

Tampa Bay Buccaneers at 14:26, (1st play from scrimmage 14:22)

1-10-TB 24	(14:22) J.Winston pass short left to R.Jones to TB 27 for 3 yards (K.Wright).	
2-7-TB 27	(13:41) (Shotgun) J.Winston sacked at TB 20 for -7 yards (B.Wagner).	
3-14-TB 20	(12:59) (Shotgun) J.Winston pass short left to T.Hudson to TB 32 for 12 yards (B.McDougald).	
4-2-TB 32	(12:16) B.Pinion punts 45 yards to SEA 23, Center-Z.Triner. T.Lockett pushed ob at SEA 31 for 8 yards (K.Minter).	

Seattle Seahawks at 12:05

1-10-SEA 31	(12:05) (Shotgun) R.Wilson pass incomplete short right (J.Pierre-Paul) [J.Pierre-Paul].	
2-10-SEA 31	(12:01) (Shotgun) C.Carson right tackle to SEA 35 for 4 yards (D.White; N.Suh).	
	<i>PENALTY on TB-N.Suh, Defensive Holding, 5 yards, enforced at SEA 35.</i>	X21
<u>1-10-SEA 40</u>	(11:42) C.Carson left end to SEA 43 for 3 yards (D.White). Tampa Bay challenged the runner was down by contact ruling, and the play was REVERSED. C.Carson left end to SEA 42 for 2 yards (D.White). FUMBLES (D.White), RECOVERED by TB-J.Whitehead at SEA 45.	

Tampa Bay Buccaneers at 11:36

1-10-SEA 45	(11:36) J.Winston pass incomplete deep middle to M.Evans.	
2-10-SEA 45	(11:28) (Shotgun) J.Winston pass short middle to C.Godwin to SEA 40 for 5 yards (B.Wagner).	
3-5-SEA 40	(10:48) (Shotgun) J.Winston sacked at SEA 48 for -8 yards (M.Kendricks). FUMBLES (M.Kendricks) [R.Green], RECOVERED by SEA-R.Green at SEA 49. R.Green to TB 15 for 36 yards (M.Evans).	

Seattle Seahawks at 10:38

1-10-TB 15	(10:38) (Shotgun) R.Wilson pass short right to T.Lockett to TB 8 for 7 yards (A.Adams).	
2-3-TB 8	(10:00) R.Wilson pass short right to T.Lockett pushed ob at TB 4 for 4 yards (V.Hargreaves).	P22
<u>1-4-TB 4</u>	(9:14) (Shotgun) G.Fant reported in as eligible. C.Carson right guard to TB 4 for no gain (W.Gholston).	
2-4-TB 4	(8:30) (Shotgun) R.Wilson pass incomplete short left to DK.Metcalf.	
3-4-TB 4	(8:27) (Shotgun) R.Wilson pass incomplete short right to D.Moore (J.Dean).	
4-4-TB 4	<b>(8:22) J.Myers 22 yard field goal is GOOD, Center-T.Ott, Holder-M.Dickson.</b>	

<b>TB 24 SEA 27, 6 plays, 11 yards, 2:19 drive, 6:41 elapsed</b>		
--	--	--

J.Myers kicks 56 yards from SEA 35 to TB 9. T.Logan to TB 29 for 20 yards (B.Burr-Kirven).

Tampa Bay Buccaneers at 8:19, (1st play from scrimmage 8:15)

1-10-TB 29	(8:15) (Shotgun) J.Winston pass deep middle to M.Evans to SEA 46 for 25 yards (B.McDougald).	P22
<u>1-10-SEA 46</u>	(7:39) R.Jones right guard to SEA 31 for 15 yards (B.Wagner).	R23
<u>1-10-SEA 31</u>	(6:58) J.Wells reported in as eligible. R.Jones up the middle to SEA 27 for 4 yards (B.Wagner; B.Jackson).	
2-6-SEA 27	(6:10) R.Jones left guard to SEA 27 for no gain (J.Reed).	
3-6-SEA 27	(5:30) (Shotgun) J.Winston pass incomplete deep middle to M.Evans.	
4-6-SEA 27	<b>(5:27) M.Gay 45 yard field goal is GOOD, Center-Z.Triner, Holder-B.Pinion.</b>	

<b>TB 27 SEA 27, 6 plays, 44 yards, 2:57 drive, 9:38 elapsed</b>		
--	--	--

B.Pinion kicks 65 yards from TB 35 to end zone, Touchback.

Seattle Seahawks at 5:22

1-10-SEA 25	(5:22) G.Fant reported in as eligible. C.Carson up the middle to SEA 28 for 3 yards (J.Whitehead).	
2-7-SEA 28	(4:41) (Shotgun) R.Wilson pass short left to T.Lockett ran ob at SEA 47 for 19 yards (J.Dean).	P23
<u>1-10-SEA 47</u>	<b>(4:34) G.Fant reported in as eligible. R.Wilson pass deep right to DK.Metcalf for 53 yards, TOUCHDOWN.</b>	P24
	J.Myers extra point is GOOD, Center-T.Ott, Holder-M.Dickson.	

<b>TB 27 SEA 34, 3 plays, 75 yards, 0:57 drive, 10:35 elapsed</b>		
---	--	--

J.Myers kicks 65 yards from SEA 35 to end zone, Touchback.

Tampa Bay Buccaneers at 4:25

1-10-TB 25	(4:25) (Shotgun) J.Winston pass short left to D.Ogunbowale to TB 37 for 12 yards (K.Wright).	P24
<u>1-10-TB 37</u>	(3:46) (Shotgun) J.Winston pass incomplete short right to B.Perriman.	

Tampa Bay Buccaneers vs Seattle Seahawks at CenturyLink Field

2-10-TB 37	(3:41) (Shotgun) J.Winston pass short right to M.Evans pushed ob at SEA 40 for 23 yards (M.Blair). Seattle challenged the play for possible offensive pass interference, and the play was Upheld. The ruling on the field stands. (Timeout #1.)	P25
<u>1-10-SEA 40</u>	(3:33) J.Wells reported in as eligible. C.Godwin left tackle to SEA 32 for 8 yards (K.Wright).	
2-2-SEA 32	(2:49) R.Jones up the middle to SEA 35 for -3 yards (J.Clowney, B.McDougald).	
3-5-SEA 35	(2:05) (Shotgun) J.Winston pass incomplete short right to B.Perriman (Sq.Griffin).	
Two-Minute Warning		
4-5-SEA 35	(2:00) (Shotgun) J.Winston scrambles left end to SEA 30 for 5 yards (K.Wright).	R26
<u>1-10-SEA 30</u>	(1:18) (Shotgun) J.Winston pass short middle to R.Jones to SEA 18 for 12 yards (B.Wagner; Sq.Griffin).	P27
	Timeout #2 by TB at 01:08.	
	Timeout #2 by SEA at 01:08.	
<u>1-10-SEA 18</u>	(1:08) (Shotgun) J.Winston pass short middle to M.Evans to SEA 1 for 17 yards (M.Blair, Sq.Griffin).	P28
<u>1-1-SEA 1</u>	(:48) (No Huddle) D.Ogunbowale left guard for 1 yard, TOUCHDOWN. M.Gay extra point is GOOD, Center-Z.Triner, Holder-B.Pinion.	R29

TB 34 SEA 34, 10 plays, 75 yards, 3:39 drive, 14:14 elapsed

B.Pinion kicks 65 yards from TB 35 to end zone, Touchback.

Seattle Seahawks at 0:46

1-10-SEA 25	(:46) (Shotgun) R.Wilson pass incomplete short left to J.Hollister.	
2-10-SEA 25	(:42) (Shotgun) R.Wilson pass short left to DK.Metcalf ran ob at SEA 43 for 18 yards (J.Whitehead).	P25
<u>1-10-SEA 43</u>	(:35) (Shotgun) PENALTY on TB-S.Barrett, Defensive Offside, 5 yards, enforced at SEA 43 - No Play. Unabated to the QB.	
1-5-SEA 48	(:35) (Shotgun) R.Wilson left tackle pushed ob at TB 31 for 21 yards (L.David).	R26
<u>1-10-TB 31</u>	(:27) (Shotgun) R.Wilson pass short left to DK.Metcalf pushed ob at TB 25 for 6 yards (L.David).	
2-4-TB 25	(:22) (Shotgun) C.Carson left end to TB 22 for 3 yards (L.David).	
	Timeout #3 by SEA at 00:03.	
	Timeout #3 by TB at 00:03.	
3-1-TB 22	(:03) J.Myers 40 yard field goal is No Good, Wide Right, Center-T.Ott, Holder-M.Dickson.	

END OF QUARTER

	Score	Time Poss	First Downs				Efficiencies	
			R	P	X	T	3 Down	4 Down
Tampa Bay Buccaneers	34	9:55	3	5	0	8	0/4	1/1
Seattle Seahawks	34	5:05	1	4	1	6	0/2	0/0

Play By Play

Overtime

11/3/2019

SEA wins toss, elects to Receive, and TB elects to defend the North goal.  
B.Pinion kicks 65 yards from TB 35 to end zone, Touchback.

Seattle Seahawks at 10:00

1-10-SEA 25	(10:00) (Shotgun) R.Wilson pass incomplete short right to T.Lockett (J.Dean).	
2-10-SEA 25	(9:56) (Shotgun) R.Wilson pass short left to D.Moore to SEA 37 for 12 yards (J.Dean).	P27
<u>1-10-SEA 37</u>	(9:14) (Shotgun) C.Carson up the middle to SEA 41 for 4 yards (V.Vea; N.Suh).	
2-6-SEA 41	(8:36) (Shotgun) R.Wilson pass short right to C.Carson to TB 44 for 15 yards (J.Whitehead).	P28
<u>1-10-TB 44</u>	(7:50) (Shotgun) R.Wilson pass incomplete deep left to T.Lockett.	
2-10-TB 44	(7:45) (Shotgun) R.Wilson pass incomplete deep right to DK.Metcalf.	
	<i>PENALTY on TB-J.Dean, Illegal Contact, 5 yards, enforced at TB 44 - No Play.</i>	X29
<u>1-10-TB 39</u>	(7:39) (Shotgun) R.Wilson pass short left to T.Lockett to TB 35 for 4 yards (D.White).	
2-6-TB 35	(6:59) (Shotgun) R.Wilson pass incomplete short left to R.Penny [D.White].	
3-6-TB 35	(6:55) (Shotgun) R.Wilson pass deep left to DK.Metcalf to TB 6 for 29 yards (J.Dean).	P30
<u>1-6-TB 6</u>	(6:49) G.Fant reported in as eligible. C.Carson right end pushed ob at TB 10 for -4 yards (L.David).	
2-10-TB 10	<b>(6:27) (Shotgun) R.Wilson pass short right to J.Hollister for 10 yards, TOUCHDOWN.</b> <b>The Replay Official reviewed the runner broke the plane ruling, and the play was Upheld. The ruling on the field stands.</b>	P31

TB 34 SEA 40, 10 plays, 75 yards, 1 penalty, 3:38 drive, 8:38 elapsed

END OF QUARTER

	Score	Time Poss	First Downs				Efficiencies	
			R	P	X	T	3 Down	4 Down
Tampa Bay Buccaneers	34	0:00	0	0	0	0	0/0	0/0
Seattle Seahawks	40	3:38	0	4	1	5	1/1	0/0

Miscellaneous Statistics Report

Tampa Bay Buccaneers vs Seattle Seahawks  
11/3/2019 at CenturyLink Field

Ten Longest Plays for Tampa Bay Buccaneers

Yards	Qtr	Play Start	Play Description
25	4	1-10-TB 29	(8:15) (Shotgun) J.Winston pass deep middle to M.Evans to SEA 46 for 25 yards (B.McDougald).
23	4	2-10-TB 37	(3:41) (Shotgun) J.Winston pass short right to M.Evans pushed ob at SEA 40 for 23 yards (M.Blair). Seattle challenged the play for possible offensive pass interference, and the play was Upheld. The ruling on the field stands. (Timeout #1.)
21	1	1-10-SEA 45	(13:09) (Shotgun) J.Winston pass deep middle to M.Evans to SEA 24 for 21 yards (Sq.Griffin).
18	2	3-6-SEA 25	(6:19) (Shotgun) J.Winston pass short middle to C.Godwin to SEA 7 for 18 yards (Sq.Griffin).
18	3	2-7-SEA 38	(5:00) (Shotgun) J.Winston pass deep left to B.Perriman ran ob at SEA 20 for 18 yards [P.Ford].
17	1	1-10-TB 25	(15:00) J.Winston pass short middle to M.Evans to TB 42 for 17 yards (K.Wright; T.Flowers).
17	4	1-10-SEA 18	(1:08) (Shotgun) J.Winston pass short middle to M.Evans to SEA 1 for 17 yards (M.Blair, Sq.Griffin).
16	2	1-10-SEA 48	(:14) (Shotgun) J.Winston pass deep middle to M.Evans to SEA 32 for 16 yards (T.Flowers).
15	1	3-11-SEA 15	(:56) (Shotgun) J.Winston pass short left to B.Perriman for 15 yards, TOUCHDOWN. Ball tipped by TB #13.
15	4	1-10-SEA 46	(7:39) R.Jones right guard to SEA 31 for 15 yards (B.Wagner).

Ten Longest Plays for Seattle Seahawks

Yards	Qtr	Play Start	Play Description
59	3	1-10-SEA 15	(10:49) G.Fant reported in as eligible. C.Carson right tackle to TB 26 for 59 yards (D.White). FUMBLES (D.White), ball out of
53	4	1-10-SEA 47	(4:34) G.Fant reported in as eligible. R.Wilson pass deep right to DK.Metcalf for 53 yards, TOUCHDOWN.
30	3	2-22-SEA 30	(:48) (Shotgun) R.Wilson pass deep right to T.Lockett ran ob at TB 40 for 30 yards (A.Adams).
29	5	3-6-TB 35	(6:55) (Shotgun) R.Wilson pass deep left to DK.Metcalf to TB 6 for 29 yards (J.Dean).
22	3	2-7-TB 23	(9:30) (Shotgun) G.Fant reported in as eligible. R.Wilson pass deep middle to J.Hollister to TB 1 for 22 yards (M.Edwards).
21	4	1-5-SEA 48	(:35) (Shotgun) R.Wilson left tackle pushed ob at TB 31 for 21 yards (L.David).
19	1	1-10-TB 19	(8:29) (Shotgun) R.Wilson pass deep right to T.Lockett for 19 yards, TOUCHDOWN.
19	4	2-7-SEA 28	(4:41) (Shotgun) R.Wilson pass short left to T.Lockett ran ob at SEA 47 for 19 yards (J.Dean).
18	1	2-8-50	(9:40) (Shotgun) R.Wilson pass deep left to T.Lockett to TB 32 for 18 yards (J.Whitehead).
18	4	2-10-SEA 25	(:42) (Shotgun) R.Wilson pass short left to DK.Metcalf ran ob at SEA 43 for 18 yards (J.Whitehead).

Touchdown Scoring Information

		Offense	Defense	Special Teams
VISITOR	Tampa Bay Buccaneers	4	0	0
HOME	Seattle Seahawks	5	0	0

Player Scoring Information

Club	Player	TD	Rush TD	Rec TD	KO TD	Punt TD	Int TD	Fum TD	Misc TD	FG	XP	2Pt Rush	2Pt Rec	Sfty	Points
TB	M.Gay	0	0	0	0	0	0	0	0	2	4	0	0	0	10
TB	D.Ogunbowale	0	1	0	0	0	0	0	0	0	0	0	0	0	6
TB	R.Jones	0	1	0	0	0	0	0	0	0	0	0	0	0	6
TB	B.Perriman	0	0	1	0	0	0	0	0	0	0	0	0	0	6
TB	M.Evans	0	0	1	0	0	0	0	0	0	0	0	0	0	6
SEA	J.Hollister	0	0	2	0	0	0	0	0	0	0	0	0	0	12
SEA	T.Lockett	0	0	2	0	0	0	0	0	0	0	0	0	0	12
SEA	DK.Metcalf	0	0	1	0	0	0	0	0	0	0	0	1	0	8
SEA	J.Myers	0	0	0	0	0	0	0	0	2	2	0	0	0	8

Possession Detail

	First Half		Second Half		Game	
	Visitor	Home	Visitor	Home	Visitor	Home
Largest Lead	14	0	3	7	14	7
Drives Leading	3	0	1	0	4	0
Time of Possession Leading	7:51	0:00	2:40	0:00	10:31	0:00
Largest Deficit	0	-14	-7	-3	-7	-14
Drives Trailing	0	4	2	3	2	7
Time of Possession Trailing	0:00	11:04	6:36	8:09	6:36	19:13
Times Score Tied Up		1		4		5
Lead Changes		2		4		6

# Playtime Percentage

Percent of playtime per player on offense, defense and special teams

## Tampa Bay Buccaneers

## Seattle Seahawks

		Offense			Defense			Special Teams					Offense			Defense			Special Teams		
D Smith	T	79	100%					7	19%	G Ifedi	T	75	100%						7	19%	
A Marpet	G	79	100%					7	19%	M Iupati	G	75	100%						7	19%	
J Winston	QB	79	100%							D Fluker	G	75	100%						7	19%	
D Dotson	T	79	100%							R Wilson	QB	75	100%								
A Cappa	G	79	100%							D Brown	T	75	100%								
R Jensen	C	79	100%							J Hunt	C	75	100%								
C Godwin	WR	76	96%							D Metcalf	WR	71	95%								
M Evans	WR	68	86%							T Lockett	WR	69	92%					12	33%		
T Hudson	TE	49	62%					8	22%	C Carson	RB	64	85%								
B Perriman	WR	48	61%							J Hollister	TE	60	80%					21	58%		
A Auclair	TE	45	57%					18	50%	D Moore	WR	41	55%					11	31%		
R Jones	RB	42	53%							L Willson	TE	17	23%					14	39%		
D Ogunbowale	RB	21	27%					22	61%	G Fant	T	17	23%					7	19%		
S Miller	WR	13	16%							J Brown	WR	17	23%					3	8%		
C Brate	TE	11	14%					4	11%	R Penny	RB	11	15%								
P Barber	RB	11	14%							M Turner	WR	7	9%					11	31%		
J Wells	T	9	11%					7	19%	N Bellore	FB	1	1%					22	61%		
T Logan	RB	2	3%					22	61%	M Blair	FS				79	100%		15	42%		
S Murphy-Bunting	CB				75	100%		11	31%	B Wagner	LB				79	100%		8	22%		
L David	LB				75	100%		3	8%	T Flowers	CB				79	100%		8	22%		
D White	LB				74	99%		12	33%	S Griffin	CB				79	100%		8	22%		
S Barrett	LB				74	99%		8	22%	B McDougald	SS				79	100%		7	19%		
V Hargreaves	CB				73	97%		8	22%	K Wright	LB				75	95%		8	22%		
J Pierre-Paul	DE				72	96%				J Reed	DT				65	82%		8	22%		
J Whitehead	SS				67	89%		11	31%	J Clowney	DE				65	82%		1	3%		
N Suh	DE				61	81%				M Kendricks	LB				54	68%		7	19%		
V Vea	NT				60	80%		7	19%	E Ansah	DE				41	52%		1	3%		
J Dean	CB				58	77%		10	28%	A Woods	DT				39	49%					
A Adams	FS				56	75%		9	25%	J Taylor	CB				34	43%		1	3%		
W Gholston	DE				27	36%		14	39%	P Ford	NT				33	42%		7	19%		
M Edwards	FS				19	25%		16	44%	B Jackson	DE				32	41%		9	25%		
R Nunez-Roches	DT				14	19%		14	39%	R Green	DE				29	37%		8	22%		
B Allen	NT				7	9%		14	39%	L Collier	DE				6	8%					
C Nassib	DE				7	9%		1	3%	N Thorpe	CB				1	1%		21	58%		
A Nelson	LB				6	8%		9	25%	C Barton	LB							21	58%		
R Smith	CB							29	81%	U Amadi	FS							21	58%		
K Minter	LB							27	75%	B Burr-Kirven	LB							21	58%		
N Dawkins	LB							22	61%	A King	CB							18	50%		
J Watson	WR							22	61%	S Griffin	LB							15	42%		
B Pinion	P							19	53%	J Myers	K							14	39%		
Z Triner	LS							11	31%	T Homer	RB							13	36%		
D Stewart	FS							10	28%	M Dickson	P							10	28%		
M Gay	K							7	19%	T Ott	LS							10	28%		
E Watford	G							7	19%	J Jones	T							7	19%		

