



DETROIT LIONS COMMUNICATIONS

NFLOMG.COM // DETROITLIONS.COM // @LIONSPR @FORDFIELD

222 REPUBLIC DRIVE, ALLEN PARK, MI 48101 313.216.4000 // 2000 BRUSH STREET, DETROIT, MI 48226 313.262.2000

FOOTBALL COMMUNICATIONS

EAMONN REYNOLDS DIRECTOR OF FOOTBALL COMMUNICATIONS
SOLOMON WILLIAMS MANAGER OF FOOTBALL COMMUNICATIONS
GREG MAIOLA COORDINATOR OF FOOTBALL COMMUNICATIONS
MEGAN BOYLE FOOTBALL COMMUNICATIONS ASSISTANT

CORPORATE COMMUNICATIONS

BEN MANGES SR. DIRECTOR OF CORPORATE COMMUNICATIONS
ELLEN TRUDELL CORPORATE COMMUNICATIONS MANAGER
LILLI KHATIBI CORPORATE COMMUNICATIONS COORDINATOR

2019 DETROIT LIONS SCHEDULE

PRESEASON

DATE	OPPONENT	TV	TIME/RESULT
8/8	NEW ENGLAND PATRIOTS	WJBK-TV FOX 2	7:30 p.m.
8/17	at Houston Texans	WJBK-TV FOX 2	8:00 p.m.
8/23	BUFFALO BILLS	CBS#	8:00 p.m.
8/29	at Cleveland Browns	WJBK-TV FOX 2	7:30 p.m.

REGULAR SEASON

9/8	at Arizona Cardinals	FOX	4:25 p.m.
9/15	LOS ANGELES CHARGERS	CBS	1:00 p.m.
9/22	at Philadelphia Eagles	FOX	1:00 p.m.
9/29	KANSAS CITY CHIEFS	FOX	1:00 p.m.
10/6	***BYE WEEK***		
10/14	at Green Bay Packers	ESPN#	8:15 p.m.
10/20	MINNESOTA VIKINGS	FOX	1:00 p.m.
10/27	NEW YORK GIANTS	FOX	1:00 p.m.
11/3	at Oakland Raiders	FOX	4:05 p.m.
11/10	at Chicago Bears	CBS	1:00 p.m.
11/17	DALLAS COWBOYS	FOX	1:00 p.m.
11/24	at Washington Redskins	FOX	1:00 p.m.
11/28	CHICAGO BEARS	FOX#	12:30 p.m.
12/8	at Minnesota Vikings	FOX	1:00 p.m.
12/15	TAMPA BAY BUCCANEERS	FOX	1:00 p.m.
12/21 or 12/22	at Denver Broncos	TBD	TBD
12/29	GREEN BAY PACKERS	FOX	1:00 p.m.

Nationally Televised

LIONS ONLINE MEDIA GUIDE

Launched in 2016, the Detroit Lions Media Guide is now also available through a new interactive platform on **NFLOMG.com**. Designed to be a one-stop shop for all users, the new online media guide features standard media guide information, weekly game releases, in-game player tracking features, as well as statistical reports generated directly from NFL GSIS. **USERNAME:** Your Email; **PASSWORD:** LionsMedia

FOOTBALL COMMUNICATIONS CONTACTS

Eamonn Reynolds..... Director of Football Communications
➢ Eamonn.Reynolds@lions.nfl.net
Solomon Williams..... Manager of Football Communications
➢ Solomon.Williams@lions.nfl.net
Greg Maiola..... Coordinator of Football Communications
➢ Greg.Maiola@lions.nfl.net
Megan Boyle..... Football Communications Assistant
➢ Megan.Boyle@lions.nfl.net
Will Glenn..... Football Communications Intern
➢ William.Glenn@lions.nfl.net
Liz Laux..... Football Communications Intern
➢ Elizabeth.Laux@lions.nfl.net

PRESEASON GAME 1: VS. NEW ENGLAND PATRIOTS

Date:.....Thursday, August 8
Kickoff:.....7:30 p.m. ET
Stadium:.....Ford Field
Capacity:.....64,500
Playing Surface:.....FieldTurf
2018 Records:.....Lions 6-10; Patriots 11-5

TELEVISION

Network:.....WJBK-TV FOX 2
Play-By-Play:.....Fred McCleod
Color:.....Chris Spielman
Sideline:.....Tori Petry

LIONS RADIO NETWORK

Flagship:.....WJR-760 AM
Play-By-Play:.....Dan Miller
Color:.....Lomas Brown

SERIES INFORMATION

The Lions and Patriots open the 2019 NFL Preseason with a 7:30 p.m. kickoff, following a week of joint practices between the two clubs. The last time the two teams met in the preseason was in 2017 in Detroit. The most recent regular season matchup was marked by a 26-10 victory by the Lions in Week 3 of the 2018 season at Ford Field on Sunday Night Football.

SERIES BY THE NUMBERS

Preseason Record vs. NE:.....6-3-0
Regular Season Record vs. NE:.....5-7-0
Home Record vs NE:.....3-3-0
Record at Ford Field.....1-2-0
Road Record vs. NE.....2-4-0
Record at Gillette Stadium:.....0-2-0
Last Game (Regular Season):.....Det 26 vs. NE 10 (9/23/18)

2018 STATISTICAL COMPARISON

	DET	Rk	NE	Rk
OFFENSE				
Points/Game	20.3	25	27.3	4
Total Offense	327.3	24	393.4	5
Rushing Offense	103.8	23	127.3	5
Passing Offense	223.5	20	266.1	8
3rd Down Offense %	36.0	25	40.8	13
Red Zone Efficiency	53.0	24	59.6	15
Giveaways	19	11t	18	7t
DEFENSE				
Points/Game	22.5	16t	20.3	7
Total Defense	335.0	10	359.1	21
Rushing Defense	110.1	10	112.7	11
Passing Defense	224.9	8	246.4	22
3rd Down Defense %	37.1	11	38.5	16
Red Zone Efficiency	57.4	13	58.7	16
Takeaways	14	31	28	5t



PRESEASON NOTES

STARTING OFF ON THE RIGHT FOOT

The Lions are 12-4 in their last 16 preseason openers. This mark is tied with the Baltimore Ravens and Seattle Seahawks for the best record in the League over that span.

LIONS PRESEASON OPENERS, LAST 16 SEASONS

Season	Opponent	Location	W/L	Score
2018	Oakland Raiders	Oakland	L	16-10
2017	Indianapolis Colts	Indianapolis	W	24-10
2016	Pittsburgh Steelers	Pittsburgh	W	30-17
2015	New York Jets	Detroit	W	23-3
2014	Cleveland Browns	Detroit	W	13-12
2013	New York Jets	Detroit	W	26-17
2012	Cleveland Browns	Detroit	L	19-17
2011	Cincinnati Bengals	Detroit	W	34-3
2010	Pittsburgh Steelers	Pittsburgh	L	23-7
2009	Atlanta Falcons	Detroit	W	27-26
2008	New York Giants	Detroit	W	13-10
2007	Cincinnati Bengals	Detroit	W	27-26
2006	Denver Broncos	Detroit	W	20-13
2005	New York Jets	New York	L	10-3
2004	Pittsburgh Steelers	Detroit	W	27-21
2003	Pittsburgh Steelers	Detroit	W	26-13

IT TAKES TWO TO TANGO

The Lions will participate in multiple joint-practice sessions for the second consecutive season. The team's joint practices against the New England Patriots will mark only the second time the team's Allen Park Headquarters will host another team at training camp.

LIONS JOINT PRACTICE HISTORY

Season	Opponent	Location	Facility
2018	New York Giants	DET	Lions HQ
2018	Oakland Raiders	OAK	Napa Valley Training Complex
2017	Indianapolis Colts	IND	Colts HQ
2016	Pittsburgh Steelers	PIT	Latrobe Memorial Stadium
2000	Carolina Panthers	CAR	Wofford College
1998	Carolina Panthers	DET	Saginaw Valley State
1986	Philadelphia Eagles	DET	Oakland University



PRIMED FOR THE PATRIOTS

The Lions will open up the preseason against the defending Super Bowl champions for the first time since 2008, when they defeated the New York Giants, 13-10, in New York's first game since capturing Super Bowl XLII.

In nine preseason games against the Patriots, the Lions are 6-3.

LIONS PRESEASON HISTORY AGAINST THE PATRIOTS

Season	Location	Stadium	W/L	Score
2017	Detroit	Ford Field	L	30-28
2013	Detroit	Ford Field	W	40-9
2011	Detroit	Ford Field	W	34-10
2000	Detroit	Pontiac Silverdome	L	13-10
1995	New England	Foxboro Stadium	W	30-17
1992	Detroit	Pontiac Silverdome	W	42-9
1973	Detroit	Pontiac Silverdome	W	34-21
1972	New England	Foxboro Stadium	L	34-30
1969	Montreal	Jarry Park Stadium	W	22-9



SUMMERTIME AND THE LIVING'S EASY

A few members of the Lions have had some memorable performances in the past few preseasons.

In 2018, WR **Brandon Powell** tied for the NFL-lead with 16 receptions, led the NFL with 110 punt return yards, led the NFL with a 15.71 yards-per-punt return average, had an NFL-long 80-yard punt return and was one-of-four players to return a punt for a touchdown.

In 2017, QB **Tom Savage** led all NFL quarterbacks (among those who attempted at least 30 passes) with a completion percentage of 75.0 after completing 27-of-36 throws for 246 yards and one touchdown. In 2016, he tied the NFL preseason-high with four touchdown passes.

In 2017, QB **David Fales** set a preseason record by completing a 99-yard touchdown pass as a member of the Miami Dolphins.

In 2015, RB **Zach Zenner** led the NFL with 183 rushing yards and was tied for third with 249 yards from scrimmage. His 10 rushing first downs also tied for the preseason high.



PRESEASON NOTES

SO YOU'RE SAYING THERE'S A CHANCE

The Lions have given all players an equal chance to make the team in recent history. For nine consecutive seasons (2010-18), the team has had at least one undrafted rookie free agent make the Week 1, 53-man roster. In that span, 14 total undrafted rookies have earned roster spots on the Week 1 roster.

UNDRAFTED ROOKIES TO MAKE THE LIONS' WEEK 1 ACTIVE ROSTER, 2010-18

Season	Position	Player	College
2018	WR	Brandon Powell	Florida
2017	DE	Alex Barrett	San Diego State
2017	DE	Jeremiah Valoaga	UNLV
2016	CB	Adairius Barnes	Louisiana Tech
2016	TE	Cole Wick	Incarnate Word
2015	RB	Zach Zenner	South Dakota State
2014	S	Jerome Couplin	William & Mary
2014	T	Cornelius Lucas	Kansas State
2013	TE	Joseph Fauria	UCLA
2013	T	LaAdrian Waddle	Texas Tech
2012	QB	Kellen Moore	Boise State
2011	P	Ryan Donahue	Iowa
2010	CB	Aaron Berry	Pittsburgh
2010	S	Randy Phillips	Miami



LIONS TRAINING CAMP HISTORY

The Lions are hosting their 18th training camp at the team's headquarters in Allen Park in 2019. Since moving to Detroit in 1934, the team has held training camp at 10 different locations, including one international camp in 1945.

LIONS TRAINING CAMP HISTORY

From	To	Location	City	State
2002	2019	Lions Headquarters	Allen Park	Mich.
1997	2001	Saginaw Valley State	Saginaw	Mich.
1990	1996	Pontiac Silverdome	Pontiac	Mich.
1975	1989	Oakland University	Rochester	Mich.
1957	1974	Cranbrook Educational	Bloomfield Hills	Mich.
1949	1956	Eastern Michigan Univ.	Ypsilanti	Mich.
1946	1948	Alma College	Alma	Mich.
1945	1945	Assumption College	Windsor	Ontario
1943	1944	West Shore Golf Club	Grosse Ile	Mich.
1942	1942	Charlevoix H.S.	Charlevoix	Mich.
1934	1941	Cranbrook Educational	Bloomfield Hills	Mich.



NEW AND OLD

WELCOME TO THE PRIDE

The Lions bring 41 new players to the 90-man roster in 2019, amounting for 46 percent of the team. That total includes 18 veterans and 23 rookies.

FREE AGENT ADDITIONS (18)

No.	Pos.	Name	Exp.	Previous Team	Type
76	OL	Oday Aboushi	7	ARI	UFA
24	S	Andrew Adams	4	TB	FA
80	WR	Danny Amendola	11	MIA	FA
26	RB	C.J. Anderson	7	LAR	UFA
72	OL	Luke Bowanko	6	WAS	FA
27	CB	Justin Coleman	5	SEA	UFA
96	DT	Mike Daniels	8	GB	FA
8	QB	David Fales	5	MIA	FA
90	DE	Trey Flowers	5	NE	UFA
83	TE	Jesse James	5	PIT	UFA
18	WR	Jermaine Kearse	8	NYJ	FA
97	DT	Darius Kilgo	3	TEN	FA
14	WR	Tommylee Lewis	4	NO	FA
29	CB	Rashaan Melvin	7	OAK	UFA
3	QB	Tom Savage	6	CIN	FA
82	TE	Logan Thomas	4	BUF	FA
87	TE	Austin Traylor	2	---	FA
49	RB	Mark Thompson	1	NYJ	FA

2019 DRAFT CLASS (9)

No.	Pos.	Name	Rd.	Pick	School
88	TE	T.J. Hockenson	1	8	Iowa
51	LB	Jahlani Tavai	2	43	Hawaii
43	S	Will Harris	3	81	Boston College
94	DE	Austin Bryant	4	117	Clemson
46	CB	Amani Oruwariye	5	146	Penn State
84	WR	Travis Fulgham	6a	184	Old Dominion
38	RB	Ty Johnson	6b	186	Maryland
89	TE	Isaac Nauta	7a	224	Georgia
92	DT	P.J. Johnson	7b	229	Arizona

UNDRAFTED ROOKIE FREE AGENTS (14)

No.	Pos.	Name	School
63	G	Beau Benzschawel	Wisconsin
53	LB	Malik Carney	North Carolina
1	WR	Jonathan Duhart	Old Dominion
64	DT	Fredrick Jones	Florida State
85	WR	Tom Kennedy	Bryant
59	LB	Tre Lamar	Clemson
41	CB	Tarvarus McFadden	Florida State
49	DB	C.J. Moore	Mississippi
67	T	Matt Nelson	Iowa
57	LB	Anthony Pittman	Wayne State
74	T	Ryan Pope	San Diego State
61	DT	Ray Smith	Boston College
73	G	Micah St. Andrew	Fresno State
62	DT	Kevin Strong	Texas-San Antonio

CHASING HISTORY



Since joining the Lions in 2004, **Don Muhlbach** has been one of the most consistent players in franchise history.

He ranks second for the most career games played and by appearing in Week 1, will become the second player to appear in at least 16 seasons for the club.

MOST GAMES PLAYED, LIONS HISTORY

Rank	Player	Pos.	Games	Years
1	Jason Hanson	K	327	1992-2002
2	Don Muhlbach	LS	228	2004-18
3	Dominic Raiola	C	219	2001-14

MOST SEASONS PLAYED, LIONS HISTORY

Rank	Player	Pos.	Seasons	Games	Years
1	Jason Hanson	K	21	327	1992-2012
2	Wayne Walker	LB	15	200	1958-72
2t	Don Muhlbach	LS	15	228	2004-18
4t	Dominic Raiola	C	14	219	2001-14
4t	Dick LeBeau	CB	14	185	1959-72

Muhlbach ranks seventh among active players in games played, and can become the first Lion to ever play all 160 games in a given decade since the NFL schedule expanded to 16 games in 1978.

MOST CAREER GAMES PLAYED, ACTIVE PLAYERS

Rk.	Pos.	Player	Games	Years
1	K	Adam Vinatieri	353	1996-2018
2	QB	Tom Brady	269	2000-18
3	QB	Drew Brees	264	2001-18
4	WR	Larry Fitzgerald	234	2004-18
5	QB	Eli Manning	232	2004-18
6	LB	Terrell Suggs	229	2003-18
7	LS	Don Muhlbach	228	2004-18

Muhlbach is currently tied for the 108th-most games played in NFL history (228). He can catapult into the top-60 most games played this season if he appears in all 16, and needs six games played to cross into double-digit rankings.



DETROIT LIONS BY THE NUMBERS

0.75

In their last 16 preseason openers, the Lions are 12-4, good for a 75 percent win percentage. This is tied with Baltimore and Seattle for the League's best record over that span.

3rd

K Matt Prater (Week 17) and CB Darius Slay (Week 14) each earned their third-career NFC Player of the Week accolades in 2018.

4th

For the fourth-consecutive year, Detroit will be participating in joint practices. The Lions will host New England (Week 1) and travel to Houston (Week 2).

5

The number of Lions opponents that reached a playoff berth in 2018. Detroit will play three of the five (Los Angeles Chargers, Philadelphia and Kansas City) consecutively before their Week 5 Bye.

7

In 2018, Detroit went a franchise-best seven games without committing a turnover. The team's efficiency ranked second in the League, trailing only Seattle (8).

16

Lions WR Brandon Powell tied for the League-lead with 16 receptions in the 2018 preseason.

17.0

Lions linebackers combined to produce 17.0 sacks in the 2018 season, the most by Lions linebackers since they combined for 21.0 sacks in 1993.

99t

Lions QB David Fales owns the longest passing touchdown in preseason history. As a Dolphin, Fales connected with WR Damar'e'a Stringfellow for a 99-yard touchdown.

1,063

WR **Kenny Golladay** recorded his first-career 1,000-yard season in 2018. In his second year, he accumulated 1,063 yards on 70 receptions (15.1 avg.).

2008

Detroit's matchup against New England marks the first time since 2008 the Lions are opening the preseason against the defending Super Bowl Champions. The Lions defeated the Giants, 13-10, on Aug. 7, 2008.



3,500

QB **Matthew Stafford** surpassed 3,500 passing yards for the eighth consecutive season with 3,777 yards in 2018. He joined Peyton Manning, Drew Brees, Philip Rivers, Tom Brady, Brett Favre, Matt Ryan and Eli Manning as the only quarterbacks in NFL history to post 3,500-or-more passing yards in eight-straight seasons

TEAM SUPERLATIVES

Oldest: LS Don Muhlbach - 37 years old (8/17/1981)

Youngest: LB Tre Lamar - 21 years (10/8/1997)

Most NFL seasons: LS Don Muhlbach: 15 years (2004-2018)

Tallest: T Matt Nelson, T Taylor Decker, TE Jesse James, T Ryan Pope (6-7)

Shortest: WR Tommylee Lewis (5-7)

Heaviest: DT Damon Harrison Sr. (350 lbs)

Lightest: WR Tommylee Lewis (168 lbs)

State that produced the most Lions: California - 14

CB Jamal Agnew
RB C.J. Anderson
FB Nick Bawden
CB Andre Chachere
QB David Fales
DT P.J. Johnson
WR Marvin Jones Jr.
C Leo Koloamantangi
OT Ryan Pope
DT Ray Smith
G Micah St. Andrew
LB Jahlani Tavai
S Charles Washington
G Kenny Wiggins



Lions with NCAA Championship titles:

LB Christian Jones (Florida State - 2013)

T Taylor Decker (Ohio State - 2014)

DT A'Shawn Robinson (Alabama - 2015)

DL Da'Shawn Hand (Alabama - 2015 & 2017)

DE Austin Bryant (Clemson - 2016 & 2018)

LB Tre Lamar (Clemson - 2016 & 2018)



Lions with a Super Bowl Ring:

RB C.J. Anderson (50)

WR Danny Amendola (XLIX, LI)

S Tavon Wilson (XLIX)

DE Trey Flowers (LIII, LI)

WR Jermaine Kearse (XLVIII)

DT Darius Kilgo (50, LI)

CB Justin Coleman (LI)



Lions with relatives who also play professional sports:

C/G Graham Glasgow: Brother, DT Ryan Glasgow - Cincinnati Bengals

RB Kerryon Johnson: Brother, Kerron Johnson - Hapoel Be'er Sheva, Israeli Premier League (Basketball)

DB C.J. Moore: Brother, S A.J. Moore - Houston Texans

LB Jahlani Tavai: Brother, DL J.R. Tavai - Ottawa Redblacks (CFL)

Former 1st-round picks:

QB Matthew Stafford (2009)

T Taylor Decker (2016)

LB Jarrad Davis (2017)

OL Frank Ragnow (2018)

TE T.J. Hockenson (2019)

Pro Bowlers:

LS Don Muhlbach (2012, 2018)

QB Matthew Stafford (2014)

RB C.J. Anderson (2014)

K Matt Prater (2013, 2016)

CB Darius Slay (2017, 2018)

DT Mike Daniels (2017)



Lions who played non D1-Football:

TE Jerome Cunningham (DII)

LB Anthony Pittman (DII)

CB Dee Virgin (DII)

WELCOME TO DETROIT

2019 DRAFT CLASS

ROUND 1 - TE T.J. HOCKENSON



Rd.	Pick	Pos.	Ht.	Wt.	College
1	8	TE	6-5	247	Iowa

2018 NCAA Stats: 49 rec., 760 yds., 6 TDs

ROUND 2 - LB JAHLANI TAVAI



Rd.	Pick	Pos.	Ht.	Wt.	College
2	43	LB	6-2	250	Hawaii

2018 NCAA Stats: 82 tackles, 2.0 sacks, 5.5 TFLs

ROUND 3 - S WILL HARRIS



Rd.	Pick	Pos.	Ht.	Wt.	College
3	81	DB	6-1	207	Boston College

2018 NCAA Stats: 75 tackles, 1 INT, 2 FRs

ROUND 4 - DE AUSTIN BRYANT



Rd.	Pick	Pos.	Ht.	Wt.	College
4	117	DE	6-6	261	Clemson

2018 NCAA Stats: 44 tackles, 9.0 sacks, 15.0 TFLs

ROUND 5 - CB AMANI ORUWARIYE



Rd.	Pick	Pos.	Ht.	Wt.	College
5	146	DB	6-2	205	Penn State

2018 NCAA Stats: 51 tackles, 3 INTs, 15 PDs

ROUND 6 - WR TRAVIS FULGHAM



Rd.	Pick	Pos.	Ht.	Wt.	College
6	184	WR	6-2	215	Old Dominion

2018 NCAA Stats: 63 rec., 1,083 yds., 9 TDs


ROUND 6 - RB TY JOHNSON



Rd.	Pick	Pos.	Ht.	Wt.	College
6	186	RB	5-11	210	Maryland

2018 NCAA Stats: 66 att., 506 yds., 7.7 avg., 3 TDs

ROUND 7 - TE ISAAC NAUTA



Rd.	Pick	Pos.	Ht.	Wt.	College
7	224	TE	6-3	246	Georgia

2018 NCAA Stats: 30 rec., 430 yds., 3 TDs

ROUND 7 - DT P.J. JOHNSON



Rd.	Pick	Pos.	Ht.	Wt.	College
7	229	DT	6-3	320	Arizona

2018 NCAA Stats: 31 tackles, 3.0 sacks, 8.5 TFLs

2019 KEY VETERAN ADDITIONS



DE TREY FLOWERS

A two-time Super Bowl champion who led the Patriots in sacks in each of the last three seasons (2016-18), Flowers joined the Lions as an unrestricted free agent on March 14, 2019.



WR DANNY AMENDOLA

A two-time Super Bowl champion who once led the NFL in kickoff return yards (2009) and all-purpose yards (2010), Amendola joined the Lions as a free agent on March 11, 2019.



CB JUSTIN COLEMAN

The only CB to produce two interceptions for touchdowns and one fumble return for a touchdown over the last two seasons, Coleman joined Detroit on March 14, 2019.



WHAT THE NEW GUYS BRING



DE TREY FLOWERS

A two-time Super Bowl champion, Lions DE **Trey Flowers** led the Patriots in sacks from 2016-18, becoming the seventh player in franchise history to lead the team in sacks for three-straight seasons. Since 2016, he leads the NFL with 5.5 postseason sacks, and is 1-of-4 players in the NFL to total at least 150 tackles, 55 quarterback hits, 25 tackles for loss, 20.0 sacks and five forced fumbles in that span.



WR DANNY AMENDOLA

Since 2013, Lions WRs **Jermaine Kearse** and **Danny Amendola** are tied for the most postseason receiving touchdowns among active players (six). Amendola has won two Super Bowls and has led the NFL in kickoff return yards and all-purpose yards in different seasons. He ranks seventh in Super Bowl history in receptions (21) and receiving yards (278).



CB JUSTIN COLEMAN

Since the 2017 season, Lions CB **Justin Coleman** is the only CB in the NFL to produce two interception returns for touchdowns and one fumble return for a touchdown. The one-time Super Bowl champion tied for the NFL-lead with two interceptions returned for touchdowns in 2017, and has collected 2.0 sacks over the last two seasons.



TE JESSE JAMES

Lions TE **Jesse James** was one of five tight ends in the NFL to average at least 14.0 yards per catch on 30-plus receptions in 2018. He left Pittsburgh ranked sixth in receptions (120), seventh in touchdowns (nine) and eighth in receiving yards (1,189) among all-time Steelers tight ends.



DT MIKE DANIELS

Since becoming a full-time starter in 2014, Lions DT **Mike Daniels** is one-of-two DTs in the NFL (Sheldon Richardson) to produce at least 150 tackles, 25 TFLs, 20.0 sacks & 1 INT over the last 5 seasons. He tied for the most sacks by a DT in Packers history (29.0) and became the first DT in Packers history to have at least 4.0 sacks in five-straight seasons.




LIONS VS. PATRIOTS

2018 TEAM LEADERS

Patriots

PASSING YARDS			
Tom Brady	4,355	Matthew Stafford	3,777
RUSHING YARDS			
Sony Michel	931	Kerryon Johnson	641
James White	425	LeGarrette Blount	418
RECEIVING YARDS			
Julian Edelman	850	Kenny Golladay	1,063
James White	751	Marvin Jones Jr.	508
POINTS SCORED			
Stephen Gostkowski	130	Matt Prater	114
James White	72	Three tied	30
DEFENSIVE TACKLES			
Kyle Van Noy	92	Jarrad Davis	100
Patrick Chung	84	Quandre Diggs	78
SACKS			
Trey Flowers	7.5	Romeo Okwara	7.5
Deatrich Wise	4.5	Devon Kennard	7.0
INTERCEPTIONS			
Duron Harmon	4	Darius Slay	3
Two Tied	3	Quandre Diggs	3

*BOLD = Player is on 2019 roster



2018
11-5
1st, AFC EAST

2018
6-10
4th, NFC NORTH

LAST TIME THEY MET



PATRIOTS 10, LIONS 26

September 23, 2018; Ford Field

Attendance: 61,769

	1Q	2Q	3Q	4Q	OT	Final
NE	0	3	7	0	0	10
DET	3	10	7	6	0	26

FIRST QUARTER

LIONS.....M. Prater 38 yd. Field Goal

SECOND QUARTER

LIONS.....K. Golladay 4 yd. pass from M. Stafford (M. Prater kick)

LIONS.....M. Prater 25 yd. Field Goal

PATRIOTS..S. Gostkowski 36 yd. Field Goal

THIRD QUARTER

PATRIOTS..J. White 10 yd. pass from T. Brady (S. Gostkowski kick)

LIONS.....M. Jones 33 yd. pass from M. Stafford (M. Prater kick)

FOURTH QUARTER

LIONS.....M. Prater 32 yd. Field Goal

LIONS.....M. Prater 30 yd. Field Goal

	PATRIOTS	LIONS
First Downs	12	25
Total Net Yards	209	414
Net Yards Rushing	89	159
Net Yards Passing	120	255
(Att/Comp/Int)	26-14-1	36-27-1
Punts-Average	5-43.4	2-45.0
Fumbles-Lost	0-0	1-0
Sacks-Yards	2-13	1-7
Penalties-Yards	5-38	6-70
Time of Possession	20:45	39:15

RUSHING

PATRIOTS: Michel 14-50; J. White 4-37; Brady 1-2

LIONS: K. Johnson 16-101; Blount 16-48; Stafford 1-10

PASSING

PATRIOTS: Brady 14-26, 133, 1 TD, 1 INT

LIONS: Stafford 27-36, 262, 2 TD, 1 INT

RECEIVING

PATRIOTS: Gronkowski 4-51; Hogan 3-31; Burkhead 2-26, J. White 3-31, 1 TD; Patterson 1-12; Michel 1--1

LIONS: Tate 6-69; M. Jones 4-69, 1 TD; Golladay 6-53, 1 TD; Riddick 3-36; Blount 2-17; L. Wilson 2-10; K. Johnson 2-9; T. Jones 1-4; Bellore 1--5



NEW ENGLAND PATRIOTS SERIES HISTORY

PATRIOTS 2018 SCHEDULE

Sept. 9	vs. Houston Texans
Sept. 16	at Jacksonville Jaguars
Sept. 23	at Detroit Lions
Sept. 30	vs. Miami Dolphins
Oct. 4 (Thu)	vs. Indianapolis Colts
Oct. 14	vs. Kansas City Chiefs
Oct. 21	at Chicago Bears
Oct. 29 (Mon)	at Buffalo Bills
Nov. 4	vs. Green Bay Packers
Nov. 11	at Tennessee Titans
Nov. 25	at New York Jets
Dec. 2	vs. Minnesota Vikings
Dec. 9	at Miami Dolphins
Dec. 16	at Pittsburgh Steelers
Dec. 23	vs. Buffalo Bills
Dec. 30	vs. New York Jets

2018 Results: 13-3

LIONS SERIES RECORDS

Rushing Attempts

1t	Horace King	32	10/10/76
1t	Barry Sanders	32	9/12/93

Rushing Yards

1	Barry Sanders	148	9/12/93
2	Barry Sanders	131	9/25/94

Rushing Touchdowns

1t	Barry Sanders	2	9/25/94
1t	Maurice Morris	2	11/25/10

Pass Attempts

1	Matthew Stafford	46	11/23/14
2	Joey Harrington	44	11/28/02
3	Jon Kitna	38	12/3/06

Pass Completions

1t	Shaun Hill	27	11/25/10
1t	Matthew Stafford	27	9/23/18
2t	Joey Harrington	22	11/28/02
2t	Jon Kitna	22	12/3/06

Passing Yards

1	Jon Kitna	314	12/3/06
2	Shaun Hill	285	11/25/10
3	Matthew Stafford	264	11/23/14

Touchdown Passes

1	Greg Landry	3	10/10/76
---	-------------	---	----------

Passes Intercepted

1t	Rodney Peete	3	9/12/93
1t	Joey Harrington	3	11/28/02
1t	Jon Kitna	3	12/3/06

Receptions

1	Mike Furrey	9	12/3/06
2t	Horace King	6	10/10/76
2t	G. Tate	6	9/23/18
2t	K. Golladay	6	9/23/18

Receiving Yards

1	Mike Furrey	123	12/3/06
2	Leonard Thompson	98	10/7/79

Receiving Touchdowns

1	David Hill	2	10/10/76
---	------------	---	----------

Interceptions

1	Levi Johnson	2	10/10/76
---	--------------	---	----------

Points

1t	Jason Hanson	13	9/12/93
1t	Jason Hanson	13	12/3/06
2t	MR. Maurice Morris	12	11/25/10

Touchdowns

1t	Steve Owens	2	9/26/71
1t	David Hill	2	10/10/76
1t	Barry Sanders	2	9/25/94
1t	Maurice Morris	2	11/25/10

Field Goals

1t	Jason Hanson	4	9/12/93
1t	Jason Hanson	4	11/28/02
1t	Jason Hanson	4	12/3/06
1t	Matt Prater	4	9/23/18

Punts

1	Larry Swider	8	10/7/79
---	--------------	---	---------

Punt Returns

1	Jamal Agnew	3	9/23/18
2t	Leonard Thompson	2	10/7/79
2t	Pete Mandley	2	12/8/85
2t	Mel Gray	2	9/25/94
2t	Desmond Howard	2	11/23/00

Punt Return Yards

1	Jamal Agnew	28	9/23/18
2	Leonard Thompson	25	10/7/79

Kickoff Returns

1	Stefan Logan	7	11/25/10
2	Eddie Drummond	6	12/3/06

Kickoff Return Yards

1	Stefan Logan	194	11/25/10
2	Desmond Howard	136	11/23/00
3	Eddie Drummond	106	12/3/06

Longest Plays

Rush:	Dexter Bussey	46	10/10/76
Pass:	Scott Hunter-to-Leonard Thompson	82	10/7/79
KR:	Desmond Howard	45	11/23/00
Punt:	Herman Weaver	61	9/26/71
PR:	Leonard Thompson	19	10/7/79
Int:	Bryant Westbrook	101t	11/23/00
FG:	Jason Hanson	49	12/3/06

RECORDS & RESULTS

Overall	5-7-0
Home	3-3-0
Road	2-4-0
Ford Field	1-2-0
Gillette Stadium	0-2-0

Date	Site	Result
9-26-71	NE	W, 34-7
10-10-76	DET	W, 30-10
10-7-79	NE	L, 17-24
12-8-85	NE	L, 6-23
9-12-93	NE	W, 19-16ot

9-25-94	DET	L, 17-23
11-23-00	DET	W, 34-9
11-28-02	DET	L, 12-20
12-03-06	NE	L, 21-28
11-25-10	DET	L, 24-45
11-23-14	NE	L, 9-34
9-23-18	DET	W, 26-10

SERIES NOTES

➤ Detroit opened their series vs. the Patriots with a 34-7 victory on September 26, 1971 in Schaefer Stadium (renamed Foxboro Stadium). RB Steve Owens scored two touchdowns for the Lions, including a 74-yard touchdown catch from QB Greg Landry. The Lions also scored a defensive touchdown as LB Mike Lucci returned an interception 25 yards for a score.

➤ The fastest touchdown in Lions' history was scored against the Patriots. S Willie Clay (who later joined the Patriots as a free agent) recovered a New England fumble on the opening kickoff and returned it 15 yards for a touchdown only 11 seconds into the game on September 12, 1993.

➤ In the 1993 matchup, Detroit edged New England 19-16 in overtime. The win gave the Lions their first 2-0 start since 1985, and was clinched on Jason Hanson's fourth field goal of the game, a 38-yarder.



LIONS VS. PATRIOTS MATCHUP INFORMATION

BIG GAMES VS. NEW ENGLAND



Lions RB **C.J. Anderson** earned AFC Offensive Player of the Week honors when he rushed 15 times for 113 yards and two touchdowns vs. New England on Nov. 29, 2015.



Lions RB **Kerryon Johnson** recorded 16 carries for 101 yards (6.3 avg.) vs. New England on Sept. 23, 2018.



In his second career start, Lions LB **Christian Jones** tied for a team-high 10 tackles at New England on Oct. 26, 2014.

CAREER NUMBERS VS. NEW ENGLAND

PASSING

Player	G	A-C-I	Pct.	Yds.	TD	Rtg.
M. Stafford	2	82-45-2	54.9	526	2	72.5

RUSHING

Player	G	Att.	Yds.	Avg.	Lg.	TD
C. Anderson	4	31	201	6.5	48	2
K. Johnson	1	16	101	6.3	15	0
M. Stafford	2	4	28	7.0	10	0
M. Jones	1	1	8	8.0	8	0

RECEIVING

Player	G	Rec.	Yds.	Avg.	Lg.	TD
J. Kearse	4	17	230	13.5	44	1
M. Jones	2	6	108	18.0	33	1
C. Anderson	4	8	74	9.3	24	0
J. James	3	5	34	6.8	10	0
J. Cunningham	1	1	16	16.0	16	0
L. Thomas	3	2	10	5.0	7	0
K. Johnson	1	2	9	4.5	5	0

KICKING

Player	G	FGM	FGA	Pct.	Lg.	XPM	XPA	Pct.	Pts.
M. Prater	7	11	13	84.6	49	14	14	100	47

PUNTING

Player	No.	Yds.	Avg.	Lg.	TB	I20	Net
S. Martin	7	321	45.9	55	0	3	43.7

DEFENSE

Player	G	ST	AT	TT	Sk.	Yds.	INT	PD	FF	FR
C. Jones	2	5	8	13	0.0	0.0	0	1	0	0
D. Harrison Sr.	6	6	3	9	1.0	7.0	0	0	0	0
D. Kennard	2	5	2	7	0.0	0.0	0	0	0	0
J. Davis	1	4	1	5	0.0	0.0	0	1	0	0
M. Daniels	2	1	3	4	1.5	14.5	0	0	0	0
A. Robinson	1	3	0	3	0.0	0.0	0	0	0	0
Q. Diggs	1	2	1	3	0.0	0.0	0	0	0	0
T. Wilson	1	1	2	3	0.0	0.0	0	0	0	0
D. Hand	1	0	2	2	0.0	0.0	0	0	0	0
R. Okwara	1	2	0	2	0.0	0.0	0	0	0	0
J. Reeves-Maybin	1	2	0	2	0.0	0.0	0	0	0	0
D. Slay	2	0	1	1	0.0	0.0	1	1	0	0
J. Agnew	1	1	0	1	0.0	0.0	0	0	0	0
M. Cooper	1	1	0	1	0.0	0.0	0	1	0	0
D. Kilgo	1	1	0	1	0.0	0.0	0	0	0	0
T. Walker	1	1	0	1	0.0	0.0	0	0	0	0
T. Tabor	1	0	0	0	0.0	0.0	0	0	0	0
M. Killebrew	1	0	0	0	0.0	0.0	0	0	0	0



LIONS-PATRIOTS CONNECTIONS

FORMER PATRIOTS ON THE LIONS

- Lions Head Coach **Matt Patricia** spent 14 seasons with the Patriots (2004-17) before becoming Detroit's head coach on Feb. 5, 2018. Initially joining New England as a coaching assistant in 2004, Patricia served as an assistant offensive line coach in 2005, linebackers coach from 2006-10, safeties coach in 2011 and defensive coordinator from 2012-17. Patricia helped the Patriots capture three Super Bowl championships, six AFC Conference championships and 13 AFC East Division championships.




In Lions Head Coach **Matt Patricia's** six seasons as the Patriots' defensive coordinator (2012-17), New England's defense ranked second in points allowed per game (19.2) and the team won at least 12 games each year.

- Lions Executive Vice President and General Manager **Bob Quinn** spent 16 seasons with the Patriots (2000-15) before becoming Detroit's general manager on Jan. 11, 2016. Quinn served various roles during his time including the director of pro scouting (2012-15). Quinn helped assemble teams that went on to win four Super Bowls, six AFC Conference championships and 13 AFC East Division championships.
- Lions Chief of Staff – Head Coach Administration **Kevin Anderson** spent 10 years with New England in multiple roles before coming to Detroit in 2016.
- Lions Offensive Line Coach **Jeff Davidson** served as the Patriots' tight ends coach in 1997, assistant offensive line coach from 1998-01 and offensive line/tight ends coach from 2002-04.
- Lions CB **Justin Coleman** played two seasons with New England in 2015 and 2016. Coleman won Super Bowl LI with the Patriots and totaled 29 tackles, eight pass defenses, and one fumble recovery in his two seasons.
- Lions WR **Danny Amendola** played for the Patriots from 2013-17 and won two Super Bowls during his time there. Amendola set a Patriots Super Bowl-record with 152 receiving yards against Philadelphia in Super Bowl LII.
- Lions CB **Rashaan Melvin** played eight games for the Patriots in 2015.

FORMER PATRIOTS ON THE LIONS CONT.

- Lions DE **Trey Flowers** was a two-time Super Bowl champion with the Patriots. He led the Patriots in sacks for three consecutive seasons (2016-18) and logged 2.5 sacks in Super Bowl LI, the most in Patriots franchise history.
- Lions Defensive Assistant **Steve Gregory** played safety for the Patriots from 2012-13, recording 116 tackles, three interceptions and two forced fumbles.
- Lions Head Strength and Conditioning Coach **Harold Nash Jr.** served as the Patriots' assistant strength and conditioning coach from 2005-10 and as the head strength and conditioning coach from 2011-15.
- Lions William Clay Ford Minority Coaching Assistantship/Defense Coach **Billy Yates** played for the Patriots from 2004-08 and helped the club capture Super Bowl XXXIX.
- Lions S **Tavon Wilson** was selected by the Patriots in the second round (48th overall) of the 2012 NFL Draft and was there through the 2015 season and won Super Bowl XLIX.
- Lions DT **Darius Kilgo** played one season with the Patriots in 2016 and won Super Bowl LI. Lions TE **Austin Traylor** was a member of the Patriots practice squad that season.
- Lions WR **Chris Lacy**, OL **Luke Bowanko**, and DT **John Atkins** all spent time during the 2018 offseason with the Patriots.
- Lions LB **Eric Lee** played for the Patriots in 2017 and appeared in Super Bowl LII.
- Lions William Clay Ford Minority Coaching Assistantship/Offense & Special Teams Coach **Leon Wahsington** played for New England during the 2013 season.



FORMER LIONS ON THE PATRIOTS

- Patriots Head Coach **Bill Belichick's** second NFL position was as an assistant special teams coach with the Lions in 1976. He served as the team's wide receivers coach in 1977.
- Patriots LB **Kyle Van Noy** was originally drafted by the Detroit Lions in the second round (40th overall) in the 2014 NFL Draft and totaled 62 total tackles during his time in Detroit.
- Patriots OL **Dan Skipper** spent time with the Lions over the 2017-18 seasons.



LIONS-PATRIOTS CONNECTIONS

HOMETOWN CONNECTIONS

- Patriots TE **Andrew Beck**, DL **Byron Cowart**, OL **Tyree St. Louis**, and Lions CB **Amani Oruwariye** all played high school football in Tampa, Florida. In 2013, Oruwariye and Gaither High School played against Beck and Plant High School, in which Plant won 41-8.
- Lions S **Tavon Wilson** and Patriots DB **Malik Gant** both played at Woodson High School outside Washington D.C. Although they never played together, both were safeties for the Warriors.

COLLEGE CONNECTIONS

- Patriots RB **Sony Michel** and OL **Isaiah Wynn** were teammates at Georgia with Lions DT **John Atkins** and TE **Isaac Nauta** from 2016-17. The 2017 Georgia team made it to the National Championship game against Alabama, but fell 26-23.



Lions DT **John Atkins**, left, lined up as a fullback to block Patriots RB **Sony Michel**, right, in the second quarter of Georgia's 28-14 win over South Carolina on Oct. 9, 2016.

- Lions S **Andrew Adams** and Patriots DB **Obi Melifonwu** led UConn's defense from 2012-15. From 2012-13, their head coach was current Lions Defensive Coordinator **Paul Pasqualoni**.
- Lions CB **Dee Virgin** and Patriots DL **Keionta Davis** were teammates at Tennessee-Chattanooga from 2013-15. In 2014, the duo led the Mocs to their only 10-win season in the program's 105-year history.
- Patriots Safeties Coach **Steve Belichick** was teammates with Lions CB **Marcus Cooper Sr.** at Rutgers in 2011. Cooper played defensive back, while Belichick was the team's long-snapper.
- Patriots QB **Tom Brady** played at Michigan from 1995-1999. Brady was a starter his last two seasons as a Wolverine and won the 1999 Citrus Bowl and 2000 Orange Bowl.
- Patriots DL **Chase Winovich** attended Michigan from 2014-18 before being drafted by the Patriots in the 3rd round of the 2019 NFL Draft.

COLLEGE CONNECTIONS CONT.

Patriots Running Backs Coach **Ivan Fears** was the wide receivers coach at Syracuse University from 1987-90 when Lions Defensive Coordinator **Paul Pasqualoni** served as the linebackers coach. Lions Tight Ends Coach **Chris White** was also on staff in 1990 as a graduate assistant and Lions Offensive Assistant **Brian Picucci** was the team's fullback in 1989-90. Lions Defensive Line Coach **Bo Davis** and Patriots Special Teams Coach **Joe Judge** were on the Alabama coaching staff in 2009-10. Davis was a defensive line coach while Judge was a special teams assistant. The Crimson Tide played an undefeated season and won the BCS Championship in 2009. Lions defensive quality control coach **Stephen Thomas** and Patriots assistant special teams coach **Cameron Achord** were both graduate assistants at Southern Mississippi in 2011.

PROFESSIONAL CONNECTIONS

- Lions WR **Marvin Jones Jr.** and Patriots RB **Rex Burkhead** were teammates on the Bengals from 2013-15.
- Lions T **Rick Wagner** and CB **Rashaan Melvin** played with Patriots S **Terrence Brooks** in Baltimore from 2014-15.
- Patriots TE **Ben Watson** was part of the 2018 Saints team that made the NFC Championship game, alongside Lions DE **Mitchell Loewen** and WR **Tommylee Lewis**.
- Patriots WR **Demariyus Thomas** was teammates in Denver with Lions DT **Darius Kilgo** and RB **C.J. Anderson** when they won Super Bowl 50 in the 2015-16 season.
- Patriots Offensive Coordinator **Josh McDaniels** was Lions K **Matt Prater**'s Head Coach in Denver from 2009 to 2010.
- Lions G **Kenny Wiggins** and Patriots WR **Dontrelle Inman** were teammates on the Chargers from 2014-17.



Lions RB **C.J. Anderson**, left, and Patriots WR **Demariyus Thomas**, right, won their first-career Super Bowl titles in Super Bowl 50. Anderson ran 23 times for 90 yards (3.9 avg.) and one touchdown.

PATH TO THE PROS

Dual-Threat

Lions rookies LB **Jahlani Tavai** and WR **Tom Kennedy** might be football players now, but this isn't the only sport they excelled in.



Tavai saw success on the rugby pitch, leading his high school team to its first state championship and undefeated campaign. The 2019 second-round draft pick was also named to the U.S. National U-18 team where he competed internationally representing the States. Tavai received one

football scholarship to University of Hawaii and decided to pursue his NFL dreams.

Kennedy used his first two years of college eligibility to play lacrosse at Bryant. In the 2018 Major League Lacrosse draft, Kennedy was selected 26th overall by the Boston Cannons. He saw immediate action, appearing in six games as part of the squad.



Photo Courtesy: MLL

The New York native used his final two years of collegiate eligibility to play football at Bryant. He landed on Detroit's roster as an undrafted free agent in May 2019.

From Small Town to Motown

There's a trio of Lions on the roster that have something in common, and it's more than just the Honolulu Blue and Silver they don on gamedays. CB **Justin Coleman**, CB **Darius Slay** and DB **Tracy Walker** are all Brunswick, Ga. natives and attended Brunswick HS.



The defensemen were all coached under the tutelage of Victor Floyd, who witnessed their progression from high school to thriving college careers to the pros. Coleman was passed over by several Power-5 schools, but landed in the SEC with Tennessee. Slay spent two seasons at Itawamba Junior

College before transferring to Mississippi State. Walker played collegiately at Louisiana-Lafayette and was Detroit's 2018 third-round draft pick.

Slay and Coleman appeared in the same secondary together for the Pirates, as Slay was just two grades above Coleman in school.

Their coastal, small town of Brunswick – whom Coleman claims only has one road dividing the town – is much different than the Motor City, but all three beam with pride over their hometown.

As of the 2018 season, Brunswick was one of just 48 high schools in the nation that featured three or more alumni on an active roster in the NFL.

About Aboushi

Lions OL **Oday Aboushi** was born and raised in Brooklyn, N.Y. to immigrant parents. The Palestinian-American is the ninth of 10 successful children – their jobs ranging from lawyers to accountants, and teachers to a football player. A devout Muslim, Aboushi takes great pride in his Palestinian heritage and uses his platform to show other young Arab-Americans that they can pursue their goals and overcome adversity. In 2011, the offensive lineman was honored by former Secretary of State Hillary Clinton, with several other Muslim athletes, commemorating Eid al-Fitr or "Festival of Breaking the Fast."



Photo Courtesy: AP Photo/Steve Helber




ONE-LIONERS

You know them by face and jersey number – but the 2019 Lions aren't just making plays on the field. Here's everything they're doing off the field.

LB Steve Longa Fulfills Dream of Becoming a U.S. Citizen

Like many athletes, Longa has a list of goals which he meticulously checks off, one-by-one, upon completion. One goal, an aspiration that has been a long time coming, was finally checked off in April 2019: become a U.S. Citizen. The linebacker was originally born in Cameroon and came to the United States as a political refugee with his family at just 12 years old. Longa's late father, Etienne, who passed away in 2017, was his idol growing up, and due to this bond, becoming a Citizen was so important to the third-year veteran. Longa stated that getting sworn in as an American citizen was one of the most emotional days of his life.

Photo: Ryan Garza/Detroit Free Press



LB Devon Kennard Provides Scholarship Fund

Education is important to Kennard – he owns a bachelor's and master's degree from USC to confirm it. In his spare time, Kennard chooses to share his passion for literacy and education with his community. This offseason, the linebacker took his involvement further than he ever has before. Partnering with the Midnight Gold Program, an afterschool initiative that pairs mentors with underserved youth in Metro Detroit who wish to attend college, he established a \$10,000 scholarship fund. Requesting to be fully involved in the selection process, Kennard not only selected the winners, but meticulously read through each essay submission and skimmed student transcripts to enhance his decision.

RB C.J. Anderson's Encouraging Kids to Step Off the Field and into the Classroom

Anderson launched his Dreams Never Die Foundation in his hometown of Vallejo, Calif. in 2017 to provide low-income youth with resources to maximize their potential in academics and/or athletics. Anderson has grown his project from a football camp to a multi-week, educational summer program. This offseason, the summer program, which focuses on STEAM – science, technology, engineering, the arts and math – academics, included trips to LinkedIn and Google, a robotics class and painting. The running back's goal for his foundation is to expose kids to a variety of interests and encourage them to pursue interests in the classroom too.



P Sam Martin's Involvement with Special Olympics

Martin joined Pittsburgh Steelers cornerback, and Special Olympics Global ambassador, Joe Haden in Abu Dhabi, UAE this offseason. Haden, and other players around the League, hosted a flag football clinic in conjunction with the 2019 Special Olympics World Games. The clinic's goal was to introduce the game to the Special Olympics community. The punter also served as an ambassador during the games, where he walked with the United States during the Opening Ceremonies and even awarded medals to the Special Olympics athletes. Entering his seventh season, Martin has been an active volunteer with the Special Olympics organization since high school.

2018 OFFENSIVE TEAM RECAP

CAN'T GIVE IT AWAY

The Lions protected the football with historic efficiency in 2018, logging seven games without committing a turnover.

Their seven games without committing a turnover tied for the second-best mark in the NFL last season and ranks as the best mark in franchise history.

MOST GAMES WITHOUT COMMITTING A TURNOVER, 2018 SEASON

Rank	Team	Count
1	Seattle Seahawks	8
2t	Detroit Lions	7
2t	Cincinnati Bengals	7
2t	Dallas Cowboys	7
2t	Houston Texans	7



MOST GAMES WITHOUT COMMITTING A TURNOVER, LIONS HISTORY

Rank	Season	Count
1	2018	7
2t	2016	6
2t	1972	6
4t	2015	5
4t	2011	5
4t	2010	5
4t	1998	5
4t	1994	5

The Lions were the only team to not commit a turnover in Weeks 15-17 and enter the 2019 season as the only team on an active three-game streak without committing a turnover.

Only the Houston Texans (Weeks 12-15) and New England Patriots (Weeks* 8-12) had longer streaks without committing a turnover last season.

* = New England's Bye Week was in Week 11

MAKING THE SCORING DRIVES COUNT

The Lions had 61 scoring drives in 2018 and were one of the most successful teams at sustaining long scoring drives.

MOST PLAYS PER SCORING DRIVE, 2018 NFL LEADERS

Rank	Team	Scoring Drives	Avg. Plays/Drive
1	Jacksonville	45	9.0
2	Baltimore	72	8.6
3	Detroit	61	8.2
4	Philadelphia	67	8.1
5	Pittsburgh	67	8.0

While averaging 8.2 plays per scoring drive, the Lions also ate up 4:13 time of possession per scoring drive, the second-most in the NFL.

MOST T.O.P. PER SCORING DRIVE, 2018 NFL LEADERS

Rank	Team	Scoring Drives	Avg. T.O.P.
1	Jacksonville	45	4:30
2	Detroit	61	4:13
3	Philadelphia	67	4:11
4	Baltimore	72	4:07
5	Oakland	55	4:03

PROTECTING THE ROCK

The Lions only fumbled 14 times last season, the fewest in the NFC and third-fewest in the NFL. They only fumbled on 0.9 percent of their offensive touches, tied for the third-best mark in the League.

TEAM FUMBLE % LEADERS, 2018 SEASON

Rk	Team	Off. Touches	Fum.	Fum. Lost	Fum. %
1	New England	1,615	11	7	0.7
2	Cincinnati	1,442	11	4	0.8
3t	Detroit	1,560	14	7	0.9
3t	Minnesota	1,597	15	10	0.9
5t	N.Y. Giants	1,563	16	7	1.0
5t	Indianapolis	1,643	17	9	1.0
5t	L.A. Rams	1,603	17	7	1.0

EXTENDING DRIVES

On 174 offensive drives in 2018, the Lions only had 29 three-and-outs, the fifth-fewest in the League. Their three-and-out percentage of 16.7 also ranked as the fifth-best in the NFL.

FEWEST 3-&-OUTS, 2018 NFL LEADERS

Rank	Team	Drives	3-&-Outs	3-&-Out %
1	LA. Rams	184	19	10.3
2	New Orleans	169	22	13.0
3	Tampa Bay	185	25	13.5
4	Kansas City	172	26	15.1
5	Detroit	174	29	16.7

2018 OFFENSIVE PLAYER RECAP – MATTHEW STAFFORD

YEAR AFTER YEAR

Lions QB **Matthew Stafford** finished the 2018 season with 3,777 passing yards, a 66.1 completion percentage, 21 touchdowns and an 89.9 quarterback rating.

Stafford posted a passer rating of 85.0-or-higher for the fifth consecutive season, a career high. He is one of 10 active quarterbacks to post a passer rating of at least 85.0 in five-straight seasons.

Stafford has thrown for at least 3,750 yards and 20 touchdowns in each of the last eight seasons, becoming one of four quarterbacks in NFL history to do so.

QBs WITH 3,750+ YDs. & 20+ TDs IN 8-STRAIGHT SEASONS

Rank	Player	Team	From	To	Count
1	Drew Brees	NO	2006	2018	13*
2t	Matthew Stafford	DET	2011	2018	8*
2t	Matt Ryan	ATL	2010	2018	8*
2t	Brett Favre	GB	1994	2001	8

Stafford completed at least 350 passes for the eighth consecutive season, joining Drew Brees as the only players in NFL history to do so.

MOST CONSECUTIVE SEASONS WITH 350+ COMPLETIONS

Rank	Player	Team	From	To	Count
1	Drew Brees	NO	2006	2018	13*
2	Matthew Stafford	DET	2011	2018	8*
3t	Tom Brady	NE	2011	2015	5
3t	Eli Manning	NYG	2014	2018	5*
3t	Matt Ryan	ATL	2012	2016	5

Stafford has started 128 consecutive games, the third-longest active streak among NFL QBs and the sixth-longest streak in NFL history.

MOST CONSECUTIVE STARTS, ACTIVE NFL QBs

Rank	Player	Team(s)	Count
1	Philip Rivers	LAC	208
2	Matt Ryan	ATL	147
3	Matthew Stafford	DET	128
4	Russell Wilson	SEA	112
5	Kirk Cousins	WAS/MIN	64

MOST CONSECUTIVE STARTS BY QBs, NFL HISTORY

Rk	Player	Team(s)	Start	End	Count
1	Brett Favre	GB/NYJ/MIN	9/27/1992	12/5/2010	297
2	Eli Manning	NYG	11/21/2004	11/23/2017	210
3t	Peyton Manning	IND	9/6/1998	1/2/2011	208
3t	Philip Rivers	LAC	9/11/2006	Active	208*
5	Matt Ryan	ATL	12/20/2009	Active	147*
6	Matthew Stafford	DET	9/11/2011	Active	128*

* = Streak is active

LEAVING HIS MARK



Stafford's 66.1 completion percentage in 2018 ranks as the second-highest in Lions history.

SINGLE-SEASON COMPLETION % LEADERS, LIONS HISTORY

Rk	Player	Season	Att.	Cmp.	Cmp. %	Yds.	TDs
1	M. Stafford	2015	592	398	67.23	4,262	32
2	M. Stafford	2018	555	367	66.13	3,777	21
3	M. Stafford	2017	565	371	65.66	4,446	29

Stafford set a franchise record by posting a passer rating of 100.0-or-higher in five consecutive games, doing so in Weeks 2-7 (Detroit had a bye in Week 6).

MATTHEW STAFFORD'S STATS, WEEKS 2-7

WK	Opp.	Cmp.	Att.	Cmp. %	Yds.	TDs	INTs	Rating
2	@SF	34	53	64.15	347	3	0	101.7
3	NE	27	36	75.00	262	2	1	101.9
4	@DAL	24	30	80.00	307	2	0	131.5
5	GB	14	26	53.85	183	2	0	101.9
6	BYE WEEK							
7	@MIA	18	22	81.82	217	2	0	138.1
TOTALS		117	167	70.06	1,316	11	1	112.8

Stafford was one of seven quarterbacks to post a passer rating of 100.0-or-higher in five consecutive games last season.

QBs WITH A PASSER RATING OF 100.0+ IN 5-STRAIGHT GAMES

Rank	Player	Team	From	To	Count
1	Patrick Mahomes	KC	Week 6	Week 13	7
2	Cam Newton	CAR	Week 7	Week 12	6
3t	Matthew Stafford	DET	Week 2	Week 7	5#
3t	Andrew Luck	IND	Week 7	Week 12	5#
3t	Jared Goff	LAR	Week 7	Week 11	5
3t	Philip Rivers	LAC	Week 5	Week 10	5#
3t	Carson Wentz	PHI	Week 5	Week 10	5#

= Player had a Bye Week within the listed weeks



2018 OFFENSIVE PLAYER RECAP – MATTHEW STAFFORD

NO. 9 FINISHED UP 10

Lions QB **Matthew Stafford** completed his 10th NFL season in 2018 and finished his first decade in elite company.

PASSING YARDS THROUGH 10 SEASONS, NFL HISTORY

Rank	Player	Team	Passing Yards
1	Matt Ryan	ATL	41,796
2	Peyton Manning	IND	41,626
3	Dan Marino	MIA	39,502
4	Matthew Stafford	DET	38,526
5	Joe Flacco	BAL	35,780



STAFFORD'S BIG GAMES

Lions QB **Matthew Stafford** hit passing milestones at a historic rate through his first 10 seasons and threw a touchdown pass against 30 opponents in his first decade (Jacksonville is the only team he hasn't thrown a score against).

MULTI-TD GAMES THROUGH 10 SEASONS, NFL HISTORY

Rank	Player	Team	Games
1	Peyton Manning	IND	92
2	Dan Marino	MIA	88
3	Matt Ryan	ATL	80
4	Brett Favre	GB	79
5	Matthew Stafford	DET	74
6t	Drew Brees	SD/NO	73
6t	Philip Rivers	SD	73

300-YARD GAMES THROUGH 10 SEASONS, NFL HISTORY

Rank	Player	Team	Total
1	Matt Ryan	ATL	45
2t	Drew Brees	SD/NO	44
2t	Dan Marino	MIA	44
2t	Tony Romo	DAL	44
5	Peyton Manning	IND	43
6	Matthew Stafford	DET	42
7	Kurt Warner	STL/NYG/ARI	41
8	Aaron Rodgers	GB	40

PASSING TDs THROUGH 10 SEASONS, NFL HISTORY

Rank	Player	Team	Passing TDs
1	Peyton Manning	IND	306
2	Dan Marino	MIA	290
3	Matt Ryan	ATL	260
4	Brett Favre	ATL/GB	255
5	Matthew Stafford	DET	237
6	Drew Brees	SD/NO	235
7	Eli Manning	NYG	229
8	Aaron Rodgers	GB	226
9	Tom Brady	NE	225
10	Jim Kelly	BUF	223

COMPLETIONS THROUGH 10 SEASONS, NFL HISTORY

Rank	Player	Team	Completions
1	Matt Ryan	ATL	3,630
2	Peyton Manning	IND	3,468
3	Matthew Stafford	DET	3,372
4	Joe Flacco	BAL	3,267
5	Drew Brees	SD/NO	3,145
6	Dan Marino	MIA	3,128
7	Brett Favre	ATL/GB	2,997

400-YARD GAMES THROUGH 10 SEASONS, NFL HISTORY

Rank	Player	Team	Total
1	Dan Marino	MIA	10
2	Matthew Stafford	DET	8
3t	Peyton Manning	IND	7
3t	Carson Palmer	CIN/OAK/ARI	7
5t	Drew Bledsoe	NE/BUF	6
5t	Philip Rivers	SD	6



2018 OFFENSIVE PLAYER RECAP – KENNY GOLLADAY

IT'S THE GOLLADAY SEASON

Lions WR **Kenny Golladay** led the team with 70 receptions for 1,063 yards (15.2 avg.) and five touchdowns in 2018.

He was one of five players in the NFL last season to record 70-or-more receptions, average at least 15.1 yards per reception and record five touchdowns.

PLAYERS WITH 70+ REC., 15.1 YDS./REC. AVERAGE & 5 TDs, 2018 SEASON

Player	Team	Receptions	Yards	Yds./Rec	TDs
Kenny Golladay	DET	70	1,063	15.19	5
Mike Evans	TB	86	1,524	17.72	8
Tyreek Hill	KC	87	1,479	17.00	12
T.Y. Hilton	IND	76	1,270	16.71	6
George Kittle	SF	88	1,377	15.65	5



Through his first 26 career games, Golladay has 98 receptions for 1,540 yards (15.7 avg.) and eight touchdowns. His 1,540 yards through 26 career games played are the fifth-most in franchise history.

GOLLADAY'S GROOVING

Of the 33 players with at least 70 receptions in 2018, Lions WR **Kenny Golladay** ranked second in the NFL with a first down percentage of 80.0. On his 70 receptions, Golladay produced 56 first downs.

Golladay's single-season first down percentage of 80.0 ranks as the fifth-highest total in franchise history among players with at least 70 receptions.

FIRST DOWN % LEADERS (70 REC. MINIMUM), 2018 SEASON

Rk	Player	Pos.	Tm	Rec.	1st Downs	1st Down %
1	Mike Evans	WR	TB	86	69	80.2
2	Kenny Golladay	WR	DET	70	56	80.0
3	Robert Woods	WR	LAR	86	66	76.7
4	T.Y. Hilton	WR	IND	76	55	72.4
5	Tyler Boyd	WR	CIN	76	54	71.1

FIRST DOWN % LEADERS (70 REC. MINIMUM), LIONS HISTORY

Rk	Player	Season	Rec.	1st Downs	1st Down %
1	Calvin Johnson	2014	71	59	83.1
2	Calvin Johnson	2013	84	69	82.1
3	Roy Williams	2006	82	66	80.5
4	Calvin Johnson	2011	96	77	80.2
5	Kenny Golladay	2018	70	56	80.0

Among players who entered the NFL in 2017, Golladay ranks third with career totals of 1,540 receiving yards in that span.

While no rookies have ever posted a 1,000-yard season for the Lions, Golladay became the sixth second-year player to post a 1,000-yard season.



MOST REC. YARDS THROUGH 26 CAREER GAMES, LIONS HISTORY

Rank	Player	Seasons	Rec.	Yds.	TDs
1	Cloyce Box	1950-53	101	2,177	27
2	Calvin Johnson	2007-08	96	1,661	12
3	Gail Cogdill	1960-61	88	1,598	7
4	Germane Crowell	1998-99	90	1,546	10
5	Kenny Golladay	2017-18	98	1,540	8
6	Roy Williams	2004-05	96	1,473	15

2ND-YEAR PLAYERS TO POST A 1,000-YARD SEASON, LIONS HISTORY

Player	Season	Gms	Rec.	Yds.	Avg.	TDs
Kenny Golladay	2018	15	70	1,063	15.2	5
Calvin Johnson	2008	16	78	1,331	17.0	12
Germane Crowell	1999	16	81	1,338	16.5	7
Richard Johnson	1989	16	70	1,091	15.6	8
Cloyce Box	1950	12	50	1,009	20.2	11
Bob Mann	1949	11	66	1,014	15.4	4

2018 OFFENSIVE PLAYER RECAP – KERRYON JOHNSON

KEEP CALM AND KERRYON

Lions rookie RB **Kerryon Johnson** finished his rookie season among the NFL leaders in several categories.

Johnson finished fifth among all rookies with an average of 64.1 rushing yards per game.

RUSHING YARDS/GAME LEADERS, 2018 NFL ROOKIES

Rk	Player	Tm	Gms	Att.	Yds.	Avg.	Yds./Gm
1	S. Barkley	NYG	16	261	1,307	5.0	81.7
2	S. Michel	NE	13	209	931	4.5	71.6
3	P. Lindsay	DEN	15	192	1,037	5.4	69.1
4	G. Edwards	BAL	11	137	718	5.2	65.3
5	K. Johnson	DET	10	118	641	5.4	64.1



Johnson finished sixth among rookies with 854 yards from scrimmage.

YARDS FROM SCRIMMAGE LEADERS, 2018 NFL ROOKIES

Rk	Player	Pos.	Tm	Gms	Rush Yds.	Rec. Yds.	Scrim. Yds.
1	S. Barkley	RB	NYG	16	1,307	721	2,028
2	P. Lindsay	RB	DEN	15	1,037	241	1,278
3	N. Chubb	RB	CLE	16	996	149	1,145
4	S. Michel	RB	NE	13	931	50	981
5	D. Moore	WR	CAR	16	172	788	960
6	K. Johnson	RB	DET	10	641	213	854

Among running backs with at least 100 carries, Johnson ranked second in the NFL with a 5.43 yards per carry average.

NFL YARDS PER RUSH LEADERS (MIN. 100 CARRIES), 2018 SEASON

Rank	Player	Team	Carries	Yards	Rush Avg.
1	Aaron Jones	GB	133	728	5.47
2	Kerryon Johnson	DET	118	641	5.43
3	Phillip Lindsay	DEN	192	1,037	5.40
4	Matt Breida	SF	153	814	5.32
5	Gus Edwards	BAL	137	718	5.24
6	Austin Ekeler	LAC	106	554	5.23
7	Nick Chubb	CLE	192	996	5.19
8	Melvin Gordon	LAC	175	885	5.06
9t	Saquon Barkley	NYG	261	1,307	5.01
9t	Christian McCaffrey	CAR	219	1,098	5.01

RUNNING THE NUMBERS

1/5: Lions rookie RB **Kerryon Johnson** was one of only five Lions rookies to produce multiple 100-yard rushing performances in a season.

70: In Week 3 vs. New England, Johnson became the first Lions running back in 70 games to top 100 rushing yards.

71: Johnson's 71-yard rush in Week 7 was the longest run by a Lion since Jahvid Best had an 88-yard carry vs. Chicago on Oct. 10, 2011. The rush ranked as the fourth-longest rush by a rookie last season, third-longest by an NFC player and eighth-longest in the NFL.

85: Johnson produced six games with 85-or-more yards from scrimmage in 2018, tied for the third-most among rookies. He was the first Lions rookie with six 85-yard games since Kevin Smith in 2008.

100: At Miami, Johnson became the first Lions running back to record 100 rushing yards in the first half since Reggie Bush did so on Sept. 29, 2013. Johnson was one of two rookies and one of three NFC players to reach 100 rushing yards before half-time in 2018.

105: In the Week 3 victory over New England, Johnson became the first Lions player in 105 games to rush for over 100 yards despite not starting the game. Kevin Smith most recently did so vs. Carolina on Nov. 20, 2011.

150: In the Week 7 victory over the Dolphins, Johnson totaled 19 carries for 158 yards (8.3 avg.). He became the first Lions player to record 150-plus rushing yards since Jahvid Best did so on Oct. 10, 2011. The last Lions rookie to rush for at least 150 yards in a game was Kevin Jones on Dec. 12, 2004.

179: Johnson produced 179 yards from scrimmage in Week 7, the most by a Lions rookie since Jahvid Best produced 232 yards vs. Philadelphia on Sept. 19, 2010. Johnson also became only the fourth Lions player to rush for at least 155 yards on less than 20 carries and the first since Best did so on Oct. 10, 2011.

600+200: Through his first 10 career games, Johnson has produced 641 rushing yards and 213 receiving yards. The only other player in Lions history to register 600 rushing yards and 200 receiving yards through their first 10 career games was Billy Sims in 1980.

MOST SCRIMMAGE YDS. BY A LIONS ROOKIE THROUGH 10 GAMES

Rk	Player	Season	Rush Yds.	Rec. Yds.	Total Yds.
1	Billy Sims	1980	917	412	1,329
2	Barry Sanders	1989	871	179	1,050
3	Mel Farr	1967	702	187	889
4	Doak Walker	1950	378	495	873
5	Kerryon Johnson	2018	641	213	854

****Johnson did not play in Weeks 12-17***



2018 OFFENSIVE PLAYER RECAP – KERRYON JOHNSON

HISTORIC HALF

In Week 7 at Miami, Lions RB **Kerryon Johnson** recorded 100 rushing yards before half-time. At 21 years and 113 days old, Johnson became the youngest Lion to rush for 100 yards in the first half of a game since Barry Sanders did so on Oct. 28, 1989 (21 years, 105 days old). Johnson became the youngest player in the NFL to rush for 100 yards before half-time of a game since Ravens RB Jamal Lewis did so on Nov. 26, 2000 (21 years, 92 days old).



CATCH & RUN

In Week 10 at Chicago, Lions rookie RB **Kerryon Johnson** recorded a touchdown rush and touchdown reception. He became the first Lions player to accomplish the feat since Theo Riddick did so at Indianapolis on Sept. 11, 2016, and became the first Lions rookie to do so since Jahvid Best on Sept. 19, 2010 vs. Philadelphia.

Through 10 games played, Johnson has 640-plus rushing yards with three touchdowns and 210-plus receiving yards and one touchdown. He joins Billy Sims (1980) as the only Lions rookies to reach these numbers through their first 10 career games and joins Kareem Hunt (2017) and Ezekiel Elliott (2016) as the only rookies to produce the stat-line since the 2013 season.



**Johnson did not play in Weeks 12-17*

A DEBUT FOR THE RECORD BOOKS

Lions rookie RB **Kerryon Johnson** finished his debut season with a 5.43 yards per carry average, the second-highest among the 49 rushers with at least 100 carries in 2018.

His 5.43 rushing average also ranks as the highest by a rookie rusher with at least 100 attempts in Lions history.

YARDS PER RUSH LEADERS - LIONS ROOKIES (MIN. 100 ATT.)

Rk	Player	Season	G	GS	Att.	Yds.	Avg.	TDs
1	K. Johnson	2018	10	7	118	641	5.43	3
2	B. Sanders	1989	15	13	280	1,470	5.25	14
3	K. Jones	2004	15	14	241	1,133	4.70	5
4	G. James	1986	16	15	159	688	4.33	3
5	L. Gaines	1976	14	7	155	659	4.25	4



FOUNTAIN OF YOUTH

Lions rookie RB **Kerryon Johnson**, who was only 21 years old during his rookie season, became one of four players in NFL history to average at least 5.4 yards per carry on 100 carries at that age.

21 YEAR OLDS TO AVERAGE 5.4+ YDS./CARRY ON 100+ CARRIES, NFL HISTORY

Player	Tm	Season	Gms	Att.	Yds.	Avg.	TDs
Kerryon Johnson	DET	2018	10	118	641	5.43	3
Maurice Jones-Drew	JAX	2006	16	166	941	5.67	13
Clinton Portis	DEN	2002	16	273	1,508	5.52	15
Buddy Young	NYJ	1947	14	116	712	6.14	3



2018 OFFENSIVE PLAYER RECAP – MARVIN JONES JR.

MR. RELIABLE

Lions WR **Marvin Jones Jr.** finished his 2018 season with 35 receptions for 508 yards and five touchdowns in nine games played.

Jones has produced at least 500 receiving yards and four touchdowns in each of his last four seasons played, tied for the ninth-longest streak in the NFL (he missed the 2014 season with an injury).

Since joining the Lions in 2016, Jones has four games with at least 100 receiving yards and two touchdowns, the third-most in the NFL in that span.

MOST GAMES OF 100+ YARDS & 2TDs, NFL LEADERS SINCE 2016

Rank	Player	Team	Games
1t	Antonio Brown	PIT	5
1t	Tyreek Hill	KC	5
3	Marvin Jones Jr.	DET	4
4t	Davante Adams	GB	3
4t	Brandin Cooks	NO/NE/LAR	3
4t	Amari Cooper	OAK/DAL	3
4t	Zach Ertz	PHI	3
4t	Mike Evans	TB	3



MARVIN'S ROOM

Since entering the NFL in 2012, Lions WR **Marvin Jones Jr.** has totaled 285 receptions for 4,268 yards (15.0 avg.) and 33 touchdowns.

He is one of only seven players to average at least 15.0 yards per reception on 275-plus receptions in that span.

PLAYERS TO AVERAGE 15.0 YDS./REC. ON 275+ REC., SINCE 2012

Player	Team	Rec.	Yds.	Avg.	TDs
Marvin Jones Jr.	CIN/DET	285	4,268	15.0	33
Mike Evans	TB	395	6,103	15.5	40
Rob Gronkowski	NE	389	5,988	15.4	52
T.Y. Hilton	IND	507	8,097	16.0	40
DeSean Jackson	PHI/WAS/TB	360	6,176	17.2	32
Calvin Johnson	DET	365	5,747	15.8	34
Julio Jones	ATL	644	9,772	15.2	43



Jones produced 50-or-more receiving yards in 11 consecutive games over portions of the 2017-18 NFL seasons, a streak that ranks as the fourth-longest in franchise history.

MOST CONS. GAMES WITH 50+ REC. YDS., LIONS HISTORY

Rank	Player	From	To	Count
1	Herman Moore	Oct. 22, 1995	Oct. 13, 1996	17
2	Herman Moore	Nov. 17, 1996	Nov. 2, 1997	15
3	Calvin Johnson	Oct. 12, 2008	Sept. 20, 2009	14
4	Marvin Jones Jr.	Nov. 19, 2017	Sept. 30, 2018	11
5t	Calvin Johnson	Sept. 20, 2015	Nov. 26, 2015	10
5t	Herman Moore	Nov. 24, 1994	Oct. 8, 1995	10
5t	Gail Cogdill	Oct. 15, 1961	Dec. 17, 1961	10

2018 OFFENSIVE PLAYER RECAP – ZACH ZENNER/BRANDON POWELL/TAYLOR DECKER

OPERATING ON THE DEFENSE

Lions RB **Zach Zenner** returned from injury to join the Lions in Week 10 and put together a strong season down the stretch.

From Weeks 14-17, Zenner was one of five running backs in the NFL to rush for at least three touchdowns and average at least 4.5 yards per carry (50 carry minimum).

RBs WITH 3 TDs & 4.5 AVG (MIN. 50 ATT.), NFL WEEKS 14-17

Player	Team	Att	Yds.	Avg.	TDs
Zach Zenner	DET	51	237	4.65	3
Saquon Barkley	NYG	66	353	5.35	3
Chris Carson	SEA	90	447	4.97	5
Derrick Henry	TEN	87	585	6.72	7
Joe Mixon	CIN	83	413	4.98	3



In Week 17 at Green Bay, Zenner logged a career-high 93 rushing yards. This marked the most rushing yards a Lions player has had against the Packers since Joique Bell rushed for 94 yards on Nov. 28, 2013. Zenner's 93 rushing yards also marked the most rushing yards a Lions player has had at Green Bay since Kevin Jones rushed for 156 yards at Green Bay on Dec. 12, 2004.

90-YARD RUSHING DAYS AT GREEN BAY BY A LION, SINCE 2000

Player	Season	Week	Att.	Yds.	Avg.	TDs
Zach Zenner	2018	17	21	93	4.43	1
Kevin Smith	2008	17	28	92	3.29	1
Kevin Jones	2004	14	33	156	4.73	1
James Stewart	2002	10	15	122	8.13	0

Zenner finished his 2018 season with a career-high 4.8 rushing average and was on pace to finish with career-highs in attempts, yards and touchdowns if he played the entire slate.

ENDING ON A HIGH NOTE

Lions undrafted rookie WR **Brandon Powell** completed his 2018 season with a strong effort at Green Bay in Week 17.

Powell caught six passes for 103 yards (17.2 avg.) with a long of 41 yards, all marking career highs. His 84 receiving yards in the first half were the most an undrafted player has produced in the first half of a game for the team.

He joined Larry Foster as the only undrafted rookies to produce a 100-yard game for the Lions since the common draft era (1966). Foster produced 106 yards on Nov. 30, 2000.

Powell joined Bills WR Robert Foster as the only undrafted rookies to produce a 100-yard game in 2018.

ROOKIES WITH A 100-YARD GAME SINCE 1990, LIONS HISTORY

Player	Season	Opp.	Rec.	Yds.	Avg.	TDs
Brandon Powell	2018	@GB	6	103	17.2	0
Ryan Broyles	2012	HOU	6	126	21.0	0
Jahvid Best	2010	PHI	9	154	17.1	1
Calvin Johnson	2007	@SD	5	102	20.4	0
Roy Williams	2004	MIN	7	104	14.9	2
Roy Williams	2004	PHI	9	135	15.0	2
Larry Foster	2000	@MIN	8	106	13.3	1

BIG MAN TOUCHDOWN

In Week 13 vs. the Los Angeles Rams, Lions T **Taylor Decker** caught an 11-yard touchdown in the third quarter. This marked the first touchdown of Decker's football career, which dates back to 1st grade.

He became the second-ever Lions offensive lineman, and first since Scott Conover in 1994, to record a touchdown reception. His 11 receiving yards topped Matt Murphy's eight in 2002 for the most single-game receiving yards by an offensive lineman in Lions history. The reception was also the longest in the NFL by an offensive lineman since the 2016 season.



2018 DEFENSIVE TEAM RECAP

SACK ATTACK

The Lions finished the 2018 season with 43.0 sacks, their most since producing 44.0 sacks in the 2010 season. Of their 43.0 sacks last season, 28.0 came from players new to the roster in 2018, good for 65.1 percent of the production.

Fourteen Lions players recorded at least one full sack last season, matching the most since 16 different Lions players had full sacks in the 1990 season. Fourteen different Lions also had full sacks in the 2015, 1999 and 1993 seasons.

LIONS SACK LEADERS

Player	Tackles	Sacks
Romeo Okwara	39	7.5
Devon Kennard	46	7.0
Jarrad Davis	100	6.0
Ezekiel Ansah	11	4.0
Eli Harold	9	4.0
Damon Harrison Sr.	50	3.5
Da'Shawn Hand	27	3.0
Ricky Jean Francois	30	2.0
Glover Quin	74	1.0
Christian Jones	69	1.0
Nevin Lawson	53	1.0
A'Shawn Robinson	49	1.0
Tavon Wilson	32	1.0
Kerry Hyder Jr.	6	1.0
Totals	595	43.0



Lions linebackers combined for 17.0 sacks. This marks the most sacks Lions linebackers have combined for since they produced 21.0 sacks in the 1993 season.

SACKS BY LIONS LBs

Player	Tackles	Sacks
Devon Kennard	46	7.0
Jarrad Davis	100	5.0
Eli Harold	9	4.0
Christian Jones	69	1.0
Totals	224	17.0

LINEBACKING WRECKING MACHINE

Lions LBs **Devon Kennard** (7.0) and **Jarrad Davis** (6.0) each produced career highs in sacks last season. This marks the first time in franchise history that the Lions had multiple linebackers produce at least 6.0 sacks in the same season.

SACK IT UP

Lions LB **Devon Kennard** and DE **Romeo Okwara** became the first LB/DL duo to each produce 7.0-plus sacks for the Lions since the 1995 season, when LB Antonio London, DT Henry Thomas and DE Tracy Scroggins each did so.

The Lions had five different players produce at least 4.0 sacks last season, joining Arizona and New Orleans as the only teams to have that production. The last time the Lions had at least five players produce at least 4.0 sacks in a single season was in 2010.

The Lions received sacks from three different defensive backs in 2018 (CB **Nevin Lawson**, S **Glover Quin**, S **Tavon Wilson**) for the first time since 2016. Prior to 2016, the last time three different DBs produced sacks for the Lions was in the 2003 season.

The Lions produced 43.0 sacks on 539 drop-backs, good for a 7.9 sacks per pass play percentage. That ranked as the fourth-best percentage in the NFL in 2018.



2018 DEFENSIVE TEAM RECAP

NOWHERE TO RUN

The Lions finished 10th in the NFL in run defense last season, allowing only 1,761 rushing yards on the year. This marks their best ranking in run defense since the Lions led the NFL with only 1,109 rushing yards allowed in 2014.

Since acquiring DT **Damon Harrison Sr.** in Week 8, the Lions held opponents under 65 rushing yards in five games, tied for the NFL-high. The team only allowed 3.76 yards per rush, the second-lowest in the NFC in that span and only allowed 925 rushing yards, the fourth-fewest in the NFC in that span.

In Weeks 8-17, the Lions only surrendered 20 rushes of 10-plus yards on 246 attempts. They only allowed 10-yard rushes on 8.1 percent of attempts faced, tied for the best in the NFL in that span.

For the full duration of the 2018 season, the Lions finished with the fourth-lowest percentage of runs allowed exceeding 10 yards.

10+ YARD RUSH % ALLOWED, 2018 NFL SEASON				
Rank	Team	Attempts	10+	10+%
1	Houston	385	31	8.1
2	Chicago	339	28	8.3
3	New Orleans	356	30	8.4
4	Detroit	403	38	9.4
5	Dallas	400	39	9.8



The Lions defense faced 942 offensive plays, with 403 of those plays being runs, good for 42.8 percent of the total.

On those 403 runs faced, the Lions only allowed 164 rushes of four-or-more yards, the fifth-best percentage in the NFL.

OPPONENT 4+ YARD RUSHING PLAY %, 2018 NFL LEADERS				
Rank	Team	Att.	4+ Yd. Rushes	4+ Yd. Rush %
1	Baltimore	354	142	40.1
2t	Dallas	400	161	40.3
2t	Houston	385	155	40.3
4	Jacksonville	434	176	40.6
5	Detroit	403	164	40.7

FINISHING STRONG

In Week 17 at Green Bay, the Lions shut out the Packers 31-0. This marked the team's first shutout since doing so at Tampa Bay on Sept. 29, 1996. The last time the Lions had shut out the Packers in Green Bay was on Sept. 20, 1970 and the only other time they've shut out the Packers in Green Bay was during their 1934 debut season. The final game of the 2018 season became the fifth time the Lions have ever shut out the Packers and first time since doing so on Oct. 28, 1973. The game tied for the third-worst home shutout in Packers history and worst since the Patriots beat them 35-0 in Green Bay on Nov. 19, 2006.



FLIPPING THE FIELD

On the first play from scrimmage against the Jets in Week 1, Lions S **Quandre Diggs** intercepted a pass and returned it 37 yards for a touchdown.

In Week 14 at Arizona, Lions CB **Darius Slay** raced back an interception 67 yards for a touchdown.

The Lions finished fourth in the NFL with an average of 21.1 return yards per interception.

AVERAGE YARDS PER INT RETURN, 2018 NFL LEADERS				
Rank	Team	INTs	INT Yds.	Yds./INT Return
1	San Francisco	2	55	27.5
3	New York Jets	13	318	24.5
3	New Orleans	12	259	21.6
4	Detroit	7	148	21.1
5	LA Chargers	13	247	19.0

2018 DEFENSIVE PLAYER RECAP – DARIUS SLAY

BIG PLAY SLAY

Lions CB **Darius Slay** has produced 91 pass defenses since entering the NFL in 2013, the most pass defenses by a player over the last six seasons.

MOST PDs SINCE 2013

Rank	Player	Team(s)	PDs
1	Darius Slay	DET	91
2	Robert Alford	ATL	85
3	Brent Grimes	MIA/TB	84
4	Johnathan Joseph	HOU	80
5	Janoris Jenkins	LAR/NYG	76
6	Stephon Gilmore	BUF/NE	75

Since entering the NFL in 2013, Slay is the only player with 275-or-more tackles, 1.0-or-more sacks, 15-or-more interceptions and 90-or-more pass defenses.

Slay has totaled 11 interceptions the past two seasons, tied for the most by a cornerback in that span. He ranks sixth in franchise history for interceptions by a cornerback with 17, and his 91 pass defenses are a franchise record.

INTERCEPTION LEADERS AMONG LIONS CBs, ALL-TIME

Rank	Player	Seasons	Games	INTs
1	Lem Barney	1967-77	140	56
2	Jack Christiansen	1951-58	89	46
3t	Bruce McNorton	1982-90	116	20
3t	Bobby Watkins	1982-88	83	20
5	Dre' Bly	2003-06	55	19
6	Darius Slay	2013-present	89	17
7	Ray Crockett	1989-93	79	16

MOST PDs, LIONS HISTORY

Rank	Player	Seasons	Games	PDs
1	Darius Slay	2013-present	89	91
2	Bryant Westbrook	1997-2001	64	69
3	Dre' Bly	2003-06	55	65
4	Robert Porcher	1992-2003	187	48
5	Chris Houston	2010-13	55	45

Since becoming a full-time starter in the 2014 season, Slay has recorded 17 interceptions, tied for the second-most by a cornerback during that span.

He is the only player in the NFL to have at least 13 pass defenses in each of the last five seasons.

Slay has 91 pass defenses in 89 games played. Of all active players to have appeared in 85 career games, Slay is one of two players (Joe Haden) to average at least one pass defense per game.

TOP OF HIS GAME



Lions CB **Darius Slay** is the first Lions cornerback to record at least two interceptions in five-straight seasons since Bruce McNorton did so over the 1983-87 seasons.

Slay tied for third in the NFL with 17 pass defenses in the 2018 season.

2018 NFL LEADERS, PASS DEFENSES

Rank	Player	Team	Pos.	PDs	INTs
1	Kyle Fuller	CHI	CB	21	7
2	Stephon Gilmore	NE	CB	20	2
3t	Darius Slay	DET	CB	17	3
3t	Kareem Jackson	HOU	S	17	0

Since entering the NFL in 2013, Slay has 12 games with three-or-more pass defenses, the most in the NFL in that span.

MOST GAMES WITH 3+ PDs SINCE 2013

Rank	Player	Team	Position	Count
1	Darius Slay	DET	CB	12
2	Ronald Darby	BUF/PHI	CB	9
3t	Brent Grimes	MIA/TB	CB	8
3t	Leodis McKelvin	BUF/PHI	CB	8

Slay had 107 interception return yards on three picks in 2018, tying for the NFL-lead by a CB.

MOST INT RETURN YARDS BY NFL CBs, 2018 SEASON

Rk	Player	Tm	INTs	Yds.	Lg.	TDs
1t	Darius Slay	DET	3	107	67t	1
1t	Marcus Peters	LAR	3	107	50	1
3	Malcolm Butler	TEN	3	90	56	1
4	Trevor Williams	LAC	1	86	86	0
5	Josh Norman	WAS	3	79	79	0



2018 DEFENSIVE PLAYER RECAP – JARRAD DAVIS

EARNING A J.D. IN FOOTBALL

Lions LB **Jarrad Davis** improved in nearly every category from his rookie season, totaling 100 tackles (73 solo), 6.0 sacks, 10 tackles for loss, 10 quarterback hits and five pass defenses in 2018.

Davis was one of two players to produce 100-plus tackles and 6.0-plus sacks in the NFL in 2018 and is the only player in Lions history to do so.

PLAYERS WITH 100+ TACKLES & 6.0+ SACKS, 2018 SEASON

Player	Position	Team
Jarrad Davis	LB	DET
Darius Leonard	LB	IND

Davis had five games last season with at least six tackles and 1.0 sack, the most by any NFC player. This mark also ranks as the single-season high in franchise history.

MOST GAMES WITH 6+ TACKLES & 1.0 SACK, 2018 SEASON

Rank	Player	Pos.	Team	Count
1	Darius Leonard	LB	IND	6
2t	Jarrad Davis	LB	DET	5
2t	T.J. Watt	LB	PIT	5
4t	Calais Campbell	DL	JAX	4
4t	Wesley Woodyard	LB	TEN	4

MOST GAMES WITH 6+ TACKLES & 1.0 SACK, LIONS HISTORY

Rank	Player	Pos.	Season	Count
1	Jarrad Davis	LB	2018	5
2t	Chris Claiborne	LB	2002	4
2t	James Hall	DE	2005	4
4t	Ezekiel Ansah	DE	2017	3
4t	Boss Bailey	LB	2007	3
4t	Dewayne White	DE	2008	3

LEADER OF THE DEFENSE



Through his first two seasons, Lions LB **Jarrad Davis** has totaled a combined 196 total tackles, the fifth-most tackles a Lions player has totaled in his first two seasons.

MOST TACKLES IN FIRST 2 SEASONS, LIONS HISTORY

Rk	Player	From	To	Games	Tackles
1	Chris Spielman	1988	1989	32	278
2	Ernie Sims	2006	2007	32	257
3	Bennie Blades	1988	1989	31	202
4	Dennis Gibson	1987	1988	28	198
5	Jarrad Davis	2017	2018	30	196

Davis is the only player in Lions history to accumulate 195-or-more tackles and 8.0-or-more sacks in his first two seasons in the League.

Among linebackers in their first two seasons, Davis is the sixth in NFL history to produce 195-or-more tackles and 8.0-or-more sacks in their first two seasons in the NFL.

LBs WITH 195+ TACKLES & 8.0+ SACKS IN 1ST 2 SEASONS, NFL HISTORY

Player	Tm	From	To	Solo	Asst.	Comb.	Sacks
Jarrad Davis	DET	2017	2018	138	58	196	8.0
Lavonte David	TB	2012	2013	218	66	284	9.0
Brian Urlacher*	CHI	2000	2001	190	51	241	14.0
Andre Collins	WAS	1990	1991	145	99	244	9.0
Junior Seau*	SD	1990	1991	172	42	214	8.0
Duane Bickett	CLE	1985	1986	191	94	285	11.0

* = Pro Football Hall of Famer



2018 DEFENSIVE PLAYER RECAP – DAMON HARRISON SR.

A DREADED PERFORMER

Lions DT **Damon Harrison Sr.** led all NFL DTs with 52 solo tackles and 81 total tackles in the 2018 season.

MOST TACKLES BY NFL DTs, 2018 SEASON

Rank	Player	Team	Solo	Asst.	Total
1	Damon Harrison Sr.	NYG-DET	52	29	81
2	DeForest Buckner	SF	44	23	67
3	Jurrell Casey	TEN	36	26	62
4	Jonathan Allen	WAS	35	26	61

Harrison Sr. was one of four players, and the only defensive tackle, to accumulate at least 80 tackles, eight tackles for loss, 3.0 sacks and two forced fumbles last season. His nine tackles for loss, 3.5 sacks and two forced fumbles were career-highs.

PLAYERS WITH 80+ TACKLES, 9+ TFLs, 3.0+ SACKS, 2+ FF, 2018 SEASON

Player	Position	Team
Damon Harrison Sr.	DT	NYG-DET
Jamal Adams	S	NYJ
Demario Davis	LB	NO
Darius Leonard	LB	IND



Harrison Sr. was also an elite run-stuffer in 2018, producing 8.5 stuffs to rank third in the NFL among defensive tackles.

MOST RUN STUFFS BY DTs, 2018 SEASON

Rank	Player	Team	Stuffs
1 st	Aaron Donald	LAR	9.0
1 st	Kawann Short	CAR	9.0
3	Damon Harrison Sr.	NYG-DET	8.5

In his Lions debut in Week 8 vs. Seattle, Harrison Sr. became the first DT in franchise history to finish a game with seven solo tackles, 1.0 sack and two tackles for loss.

NUMBERS NEVER LIE

Lions DT **Damon Harrison Sr.** became the first defensive lineman since 1930 to appear in 17 games in a season and only the eighth player to do so since 1931.

Since tackles for loss began being tracked in 1994, Harrison Sr. became the first defensive tackle to ever post a season with at least 80 tackles, nine tackles for loss, 3.0 sacks and two forced fumbles.

In 2018, Harrison led all defensive linemen by producing four games with at least seven tackles and six games with at least six tackles.

Since the 2012 season, Harrison Sr. is the only DT to have three seasons with 75-or-more tackles.



MOST TACKLES BY A DT, NFL SINCE 2012

Rk	Player	Team	Gms	Solo	Asst.	Comb.
1	Damon Harrison Sr.	NYJ/NYG/DET	102	263	173	436
2	Linval Joseph	NYG/MIN	106	250	174	424
3	Jurrell Casey	TEN	109	260	137	397
4	Ndamukong Suh	DET/MIA/LAR	112	249	127	376
5	Sheldon Richardson	NYJ/SEA/MIN	89	195	140	335

MOST STUFFS BY A DT, NFL SINCE 2012

Rk	Player	Team	Stuffs
1	Aaron Donald	LAR	49.5
2	Ndamukong Suh	DET/MIA/LAR	47.0
3	Kawann Short	CAR	37.0
4	Damon Harrison Sr.	NYJ/NYG/DET	36.0
5	Jurrell Casey	TEN	34.5

2018 DEFENSIVE PLAYER RECAP – ROMEO OKWARA/QUANDRE DIGGS

WELCOME TO THE SQUAD



Lions DE **Romeo Okwara** was acquired via waivers from the New York Giants on Sept. 4, 2018. After being inactive in Week 1, Okwara went on to appear in 15 games with 14 starts and posted a team-leading and career-high 7.5 sacks.

His 7.5 sacks tie for the fourth-most a player has ever had in his first season in Detroit and the most by a player the Lions have acquired via waivers.

MOST SACKS BY A PLAYER IN HIS FIRST SEASON WITH THE LIONS

Rank	Player	Pos.	Acq.	Season	Sacks
1	Henry Thomas	DT	FA	1995	10.5
2	Ndamukong Suh	DT	Draft	2010	10.0
3	Ezekiel Ansah	DE	Draft	2013	8.0
4t	Romeo Okwara	DE	Waivers	2018	7.5
4t	Tracy Scroggins	LB	Draft	1992	7.5

Okwara's 7.5 sacks were the sixth-most by any player in the NFL who was new to their team in 2018.

MOST SACKS BY A PLAYER NEW TO THEIR TEAM IN 2018

Rk	Player	Pos.	Old	Acq.	New	Sks
1t	Jason Pierre-Paul	DE	NYG	Trade	TB	12.5
1t	Khalil Mack	LB	OAK	Trade	CHI	12.5
3	Bradley Chubb	OLB	N.C. State	Draft	DEN	12.0
4t	Michael Bennett	DE	SEA	Trade	PHI	9.0
4t	Denico Autry	DE	OAK	UFA	IND	9.0
6	Romeo Okwara	DE	NYG	Waivers	DET	7.5

QUANDRE CAN DO IT ALL

Lions DB **Quandre Diggs** put together the most complete season of his career in 2018. Diggs recorded interceptions on the very first and very last defensive plays of the season for Detroit. He raced back his first interception of the season 37 yards for a touchdown and his last interception of the year clinched the team's first defensive shutout since the 1996 season.

Diggs was the only DB in the NFL to finish the 2018 season with at least 75 tackles, three interceptions, three tackles for loss and one pick-six.

Since the 2017 season, he is one of two defensive backs in the NFL to total at least 130 tackles, eight tackles for loss, six interceptions and one pick-six.

His 12 career tackles for loss are tied for the second-most by a DB in franchise history (TFLs became an official statistic in 1994).

MOST TFLs BY A DB, LIONS HISTORY

Rank	Player	Pos.	Games	TFLs
1	Louis Delmas	S	65	20
2t	Quandre Diggs	DB	60	12
2t	Tavon Wilson	S	40	12
3	Glover Quin	S	96	11
5	James Ihedigbo	S	28	9

Diggs is one of five players in Lions history to produce career totals of at least 200 tackles, 20 pass defenses, six interceptions, three forced fumbles, 1.0 sack and one pick-six.



2018 DEFENSIVE PLAYER RECAP – DEVON KENNARD

MAKING HIS PRESENCE KNOWN

Lions LB **Devon Kennard** signed to the team as an unrestricted free agent prior to the 2018 season, and he made his impact known right out of the gate.

Kennard produced a career-high 7.0 sacks in 2018, which was the most by a Lions linebacker since Michael Cofer had 10.0 in 1990.

MOST SACKS BY A LINEBACKER, LIONS HISTORY

Rank	Player	Season	Sacks
1	Michael Cofer	1988	12.0
2	Michael Cofer	1990	10.0
3	Michael Cofer	1989	9.0
4	Michael Cofer	1987	8.5
5t	Michael Cofer	1986	7.5
5t	Jimmy Williams	1985	7.5
7t	Devon Kennard	2018	7.0
7t	Michael Cofer	1984	7.0
7t	Antonio London	1995	7.0
7t	Broderick Thomas	1994	7.0



Kennard's 67.0 sack yards led the team, was the most a Lions linebacker has ever produced in a single season and was eighth in the NFL in 2018.

MOST SACK YARDS BY A LINEBACKER, 2018 NFL LEADERS

Rk	Player	Tm	Sacks	Sack Yards	Yds./Sack
1	Ryan Kerrigan	WAS	13.0	96.5	7.42
2	Von Miller	DEN	14.5	88.0	6.1
3	T.J. Watt	PIT	13.0	87.0	6.7
4	Bradley Chubb	DEN	12.0	83.0	6.9
5	Khalil Mack	CHI	12.5	78.0	6.24
6	Dee Ford	KC	13.0	71.5	5.5
7	Kyler Fackrell	GB	10.5	69.5	6.6
8	Devon Kennard	DET	7.0	67.0	9.6
9	Jordan Jenkins	NYJ	7.0	64.5	9.2
10	Za'Darius Smith	BAL	8.5	61.0	7.2

JOINING ELITE COMPANY



Lions LB **Devon Kennard** was one of eight linebackers last season to produce at least 45 tackles, 7.0 sacks and nine tackles for loss. Kennard is also the first linebacker in franchise history to produce such a season.

LBs WITH 45+ TACKLES, 7.0+ SACKS & 9+ TFLs, 2018 SEASON

Player	Team	Tackles	Sacks	TFLs
Devon Kennard	DET	46	7.0	9
Bradley Chubb	DEN	60	12.0	14
Dee Ford	KC	55	13.0	13
Darius Leonard	IND	163	7.0	12
Khalil Mack	CHI	47	12.5	10
Von Miller	DEN	48	14.5	14
Za'Darius Smith	BAL	45	8.5	10
T.J. Watt	PIT	68	13.0	12

Kennard recorded sacks in four of his first five games and produced 5.0 sacks through Week 5. This marked the most sacks a Lions linebacker has ever registered through the first five games of a season and the second-highest total ever by a Lions defender through five games.

Kennard's 7.0 sacks were the third-most by a linebacker who was new to their team in 2018 and the most by a linebacker acquired via free agency.

MOST SACKS BY A LB NEW TO THEIR TEAM IN 2018

Rk	Player	Pos.	Old	Acq.	New	Sks
1	Khalil Mack	LB	OAK	Trade	CHI	12.5
2	Bradley Chubb	OLB	N.C. State	Draft	DEN	12.0
3t	Devon Kennard	LB	NYG	UFA	DET	7.0
3t	Darius Leonard	LB	S.C. State	Draft	IND	7.0

2018 SPECIAL TEAMS RECAP

PINNING THEM DEEP

The Lions were the best team on kickoffs in 2018. On 79 kickoffs, Detroit forced the opponent's average drive to start at the 23.8 yard-line, the best mark in the NFL. Thirty-seven of those kickoffs resulted in touchbacks, and the Lions forced opponents to start their drive inside of the 20-yard-line on 15 occasions, the best mark in the league.

LOWEST AVERAGE DRIVE START ON KICKOFFS, 2018 NFL LEADERS

Rank	Team	Kickoffs	TB	I20	Avg. Start
1	Detroit	79	37	15	23.8
2	Houston	92	58	10	23.9
3t	Denver	73	42	11	24.3
3t	Arizona	56	28	5	24.3
5	Jacksonville	64	41	6	24.4

MOST INSIDE-20 DRIVE STARTS ON KICKOFFS, 2018 NFL LEADERS

Rank	Team	Kickoffs	TB	I20	Avg. Start
1	Detroit	79	37	15	23.8
2	Kansas City	111	72	14	24.6
3	Los Angeles Chargers	88	27	12	24.8
4t	Denver	73	42	11	24.3
4t	New Orleans	103	64	11	24.5
4t	Oakland	71	29	11	25.3
4t	Seattle	83	42	11	26.4



IT'S GOOD TO BE NO GOOD

The Lions had the lowest opponent field goal percentage allowed in 2018, with the opposition only converting 19-of-28 field goals for a 67.9 field goal percentage last season. Opponents were also 35-of-39 on extra point attempts for an 89.7 percent rate, tied for the fourth-lowest in the NFL.

OPPONENT FIELD GOAL PERCENTAGE, 2018 NFL LEADERS

Rank	Team	FGM	FGA	FG %
1	Detroit	19	28	67.9
2	New Orleans	17	23	73.9
3	Green Bay	23	31	74.2
4	Miami	24	32	75.0
5	Los Angeles Chargers	23	30	76.7



OPPONENT EXTRA POINT PERCENTAGE, 2018 NFL LEADERS

Rank	Team	XPM	XPA	XP %
1	New Orleans	32	37	86.5
2	Philadelphia	28	32	87.5
3	Washington	34	38	89.5
4t	Detroit	35	39	89.7
4t	Denver	35	39	89.7

2018 SPECIAL TEAMS PLAYER RECAP – MATT PRATER

THE OTHER MATTY P



Lions K **Matt Prater** connected on 28-of-32 field goals and 30-of-30 extra points to produce 114 points in the 2018 season. Of kickers who attempted at least 30 extra points last season, he was the only NFC kicker to not miss a single point after attempt.

From Weeks 5-15, Prater had connected on 28-consecutive kicks, making 15-straight field goals and 13-straight extra points in that span.

Prater ranks fourth in the NFL in points scored since 2008.

NFL POINTS LEADERS, SINCE THE 2008 SEASON

Rank	Player	GP	FGM	XPM	Total Points
1	Stephen Gostkowski	168	326	525	1,503
2	Mason Crosby	176	276	500	1,328
3	Matt Bryant	157	282	407	1,253
4	Matt Prater	167	273	417	1,236
5	Adam Vinatieri	164	271	398	1,211

MOST 100 POINT SEASONS, NFL SINCE 2008

Rank	Player	Team	Count
1t	Mason Crosby	GB	10
1t	Stephen Gostkowski	NE	10
3	Adam Vinatieri	IND	9
4t	Matt Prater	DEN/DET	8
4t	Matt Bryant	TB/ATL	8
4t	Robbie Gould	CHI/SF	8

Prater ranks fifth in Lions history with 554 points scored.

POINTS SCORED, LIONS HISTORY

Rank	Player	Pos.	Games	Points
1	Jason Hanson	K	327	2,150
2	Eddie Murray	K	174	1,113
3	Barry Sanders	RB	153	654
4	Errol Mann	K	98	636
5	Matt Prater	K	74	554

THROWING DIMES

Lions K **Matt Prater** became the first Lions kicker in the modern era (since 1966) to throw a touchdown pass when he tossed an eight-yard score to TE Levine Toilolo in Week 17.

Prater also became just the ninth kicker since 1966 to throw a touchdown pass.

KICKERS TO THROW A TD PASS, NFL MODERN ERA (SINCE 1966)

Player	Tm	Season	Opp.	Length	QB Rating
Matt Prater	DET	2018	@GB	8 yds.	139.6
Chris Boswell	PIT	2018	@DEN	2 yds.	118.8
David Akers	SF	2012	@STL	14 yds.	158.3
Josh Brown	STL	2009	@DET	36 yds.	158.3
Ryan Longwell	MIN	2006	CAR	16 yds.	158.3
Adam Vinatieri	NE	2004	@STL	4 yds.	122.9
Roger Ruzek	PHI	1989	ARI	22 yds.	158.3
Russell Erxleben	NO	1983	ATL	39 yds.	158.3
Mike Wood	BAL	1982	@MIA	5 yds.	127.1



Prater finished 8-of-8 on field goals within 20-29 yards, 12-12 on field goals within 30-39 yards, 5-of-7 on field goals within 40-49 yards and 3-of-5 on field goals from 50-or-more yards in 2018.

Prater ranks second in NFL history with a conversion percentage of 75.4 on kicks of 50-or-more yards and ranks third with 46 field goals converted from at least 50 yards out.

50+ YARD FIELD GOAL %, NFL HISTORY

Rank	Player	Made	Att.	Percent
1	Robbie Gould	29	37	78.4
2	Matt Prater	46	61	75.4
3	Jeff Wilkins	26	36	72.2
4	Stephen Gostkowski	25	35	71.4
5	Rob Bironas	24	34	70.6



2018 SPECIAL TEAMS PLAYER RECAP – SAM MARTIN/DON MUHLBACH

PUTTING SOME AIR UNDER IT

Lions P **Sam Martin** punted 74 times for 3,310 yards (44.7 avg.) and totaled 2,898 net yards (39.2 net avg.) in 2018. He also pinned 32 punts inside of the 20-yard line, which was a personal best and among the league leaders.

MOST PUNTS INSIDE THE 20-YARD LINE, 2018 NFL LEADERS

Rank	Player	Team	Punts	In20	In20 % Avg.
1	Tress Way	WAS	79	41	.52
2	Brett Kern	TEN	74	39	.53
3	Logan Cooke	JAX	86	37	.43
4	Trevor Daniel	HOU	74	36	.49
5	Matt Haack	MIA	87	35	.40
6t	Sam Martin	DET	74	32	.43
6t	Britton Colquitt	CLE	83	32	.39
6t	Andy Lee	ARI	94	32	.34

SINGLE-SEASON PUNTS INSIDE THE 20-YARD LINE, LIONS HISTORY

Rank	Player	Season	Punts	In20	In20 %
1	Nick Harris	2005	84	34	.40
2	John Jett	2000	93	33	.35
3t	Sam Martin	2018	74	32	.43
3t	Nick Harris	2004	92	32	.35

Martin is the franchise leader in gross punting average and net average while ranking third with 144 punts inside of the 20-yard line.

BEST GROSS PUNTING AVERAGE, LIONS HISTORY

Rank	Player	Games	Punts	Gross Yards	Gross Avg.
1	Sam Martin	90	397	18,315	46.1
2	Nick Harris	136	694	29,857	43.0
3	Jim Arnold	114	536	22,893	42.7

BEST NET PUNTING AVERAGE, LIONS HISTORY

Rank	Player	Games	Punts	Net Yards	Net Avg.
1	Sam Martin	90	397	16,213	40.7
2	Nick Harris	136	694	25,278	36.3
3	Jim Arnold	114	536	19,300	35.8



AN ARM & A FOOT

Lions P **Sam Martin** and K **Matt Prater** are the only P/K combo in the League to each complete an NFL pass.

Martin is 2-of-2 passing for 27 yards and a 118.7 rating in his career. Prater is 1-of-2 passing for 8 yards, one touchdown, and a 100.0 career rating.



LONG TIME FOR THE LONG SNAPPER

Lions LS **Don Muhlbach** completed his 15th season with the Lions in 2018 and enters his 16th season with the club in 2019. He joined the Lions in 2004, and joins Cardinals WR Larry Fitzgerald and Giants QB Eli Manning as the longest tenured NFC players.



2019 DETROIT LIONS ALPHA ROSTER

Updated August 4, 2019

No.	Name	Pos	Ht	Wt	Age	DOB	Exp	College	Hometown	How Acq
76	Aboushi, Dday	OL	6-5	315	27	6/5/91	4	Virginia	Brooklyn, N.Y.	FA-Art '19
74	Adams, Andrew	SL	6-1	200	28	10/28/92	4	Connecticut	College Park, Ga.	FA '19
39	Agnew, Jamal	CB	5-10	190	24	4/3/95	3	San Diego	San Diego, Calif.	D-5 '17
80	Amendola, Danny	WR	6-1	185	25	11/2/85	11	Texas Tech	The Woodlands, Texas	FA '19
26	Anderson, C.J.	RB	5-8	225	28	2/10/91	7	California	Richmond, Calif.	FA-LAR '19
98	Atkins, John	DT	6-3	325	26	12/21/92	2	Georgia	Thomson, Ga.	FA '18
46	Bawden, Nick	FB	6-3	333	23	6/22/96	2	San Diego State	Los Gatos, Calif.	D-7 '18
63	Benzschawel, Beau	G	6-3	300	20	9/10/95	2	Wisconsin	Grafton, Wis.	UDFA '19
75	Bowanko, Luke	OL	6-6	300	28	6/13/91	4	Virginia	Clifton, Va.	FA '19
94	Bryant, Austin	DE	6-1	261	23	11/12/96	2	Clemson	Pavo, Ga.	D-4 '19
33	Carney, Malik	LB	6-0	233	23	9/21/95	2	North Carolina	Alexandria, Va.	UDFA '19
36	Chachere, Andre	CB	5-10	186	21	2/10/96	2	San Jose State	Fresno, Calif.	FA '18
21	Coleman, Justin	CB	5-10	186	21	3/27/93	7	Tennessee	Brunswick, Ga.	UDFA-SEA '19
68	Cooper Sr., Marcus	CB	5-10	186	21	2/1/90	7	Rutgers	Hartford, Conn.	W-Chi '18
88	Crosby, Tyrell	TE	6-5	255	25	9/5/95	2	Oregon	Henderson, Nev.	D-5 '18
61	Cunningham, Jerome	TE	6-5	255	25	5/25/91	2	Southern Connecticut State	Waterbury, Conn.	FA '18
49	Dahl, Joe	G	6-3	310	20	4/9/93	2	Washington State	Spokane, Wash.	D-5 '16
46	Daniels, Mike	DT	6-1	315	23	5/5/89	2	Iowa	Stratford, N.J.	FA '19
64	Davis, Jarrod	LB	6-1	241	24	11/16/94	2	Florida	Kingsland, Ga.	D-1 '17
28	Decker, Taylor	LB	6-1	241	24	8/23/93	2	Ohio State	Vandalia, Ohio	D-1 '17
28	Diggs, Quandre	DB	5-8	197	26	1/23/93	2	Texas	Angleton, Texas	D-6 '15
58	Donnal, Andrew	LB	6-1	241	24	3/3/95	2	Iowa	Monclova, Ohio	W-Bal '18
58	Dooley, Garret	LB	6-1	241	24	12/1/94	2	Wisconsin	Rochester, Ill.	FA '18
58	Duhart, Jonathan	WR	6-1	241	24	6/26/96	2	Old Dominion	Midlothian, Va.	UDFA '19
58	Fales, David	CB	5-8	197	26	10/4/90	2	San Jose State	Salinas, Calif.	FA '19
58	Ford, Mike	WR	6-1	241	24	8/4/95	2	Southeast Missouri	Alton, Ill.	UDFA '18
58	Fulgham, Travis	WR	6-1	241	24	8/4/95	2	Old Dominion	Ashburn, Va.	D-Bal '19
58	Glasgow, Graham	C/G	6-1	241	24	8/4/95	2	Michigan	Aurora, Ill.	D-3 '16
58	Golladay, Kenny	WR	6-1	241	24	11/3/95	2	Northern Illinois	Chicago, Ill.	D-3 '17
58	Hand, DaShawn	OL	6-1	241	24	12/14/95	2	Alabama	Woodbridge, Va.	D-3 '18
58	Harris, Will	SL	6-1	241	24	12/18/95	2	Boston College	Swansea, Ga.	D-3 '18
58	Hockenson, T.J.	TE	6-1	241	24	7/2/97	2	Iowa	Chariton, Iowa	D-1 '19
58	James, Jesse	RB	6-1	241	24	6/2/97	2	Penn State	Glassport, Pa.	D-FA-Pit '19
58	Johnson, Kerryon	RB	6-1	241	24	3/30/97	2	Auburn	Huntsville, Ala.	D-2 '18
58	Johnson, P.J.	DT	6-1	241	24	1/1/96	2	Arizona	Sacramento, Calif.	D-7 '18
58	Johnson, Iv	RB	6-1	241	24	1/1/96	2	Maryland	Cumberland, Md.	D-6b '19
58	Jones, Andy	WR	6-1	241	24	1/1/96	2	Jacksonville	Clermont, Fla.	FA '18
58	Jones, Christian	CB	6-1	241	24	1/1/96	2	Florida State	Winter Park, Fla.	FA '18
58	Jones, Fred	WR	6-1	241	24	1/1/96	2	Florida State	Miami, Fla.	FA '18
58	Jones Jr., Marvin	WR	6-1	241	24	1/1/96	2	California	Fontana, Calif.	UDFA-Pit '16
58	Kearse, Jermaine	WR	6-1	241	24	3/16/90	2	Washington	Lakewood, Wash.	FA '19
58	Kennard, Devon	LB	6-1	241	24	6/24/91	2	Southern California	Phoenix, Ariz.	UDFA-NYG '18
58	Kennedy, Tom	WR	6-1	241	24	7/23/96	2	Bryant	Farmingdale, N.Y.	UDFA '19
58	Kilo, Darius	WR	6-1	241	24	12/14/91	2	Maryland	Matthews, N.C.	D-4 '16
58	Killebrew, Miles	WR	6-1	241	24	5/10/93	2	Southern Utah	Henderson, Nev.	D-4 '19
58	Koloamatangi, Leo	WR	6-1	241	24	5/9/94	2	Hawaii	East Palo Alto, Calif.	UDFA '17
58	Lacy, Chris	LB	6-1	241	24	10/8/87	2	Oklahoma State	DeSoto, Texas	W-NE '18
58	Lamar, Tre	LB	6-1	241	24	8/9/94	2	Clemson	Roswell, Ga.	UDFA '19
58	Lee, Eric	LB	6-1	241	24	8/9/94	2	South Florida	Daphne, Ala.	FA '18
58	Loewen, Mitchell	DE	6-1	241	24	2/14/93	2	Arkansas	Lahaina, Hawaii	W-NO '18
58	Martin, Sam	RB	6-1	241	24	2/27/90	2	Appalachian State	Fayetteville, Ga.	D-5b '13
58	McFadden, Tarvarus	CB	6-1	241	24	1/28/97	2	Florida State	For Lauderdale, Fla.	FA '19
58	Melvin, Rashaan	CB	6-1	241	24	10/2/89	7	Northern Illinois	Waukegan, Ill.	UDFA-Dak '19
58	Moore, C.J.	SL	6-1	241	24	12/15/95	2	Mississippi	Bassfield, Miss.	UDFA '19
58	Muhlbach, Don	TE	6-1	241	24	8/17/81	16	Texas A&M	Lufkin, Texas	FA '04
58	Nauta, Isaac	TE	6-1	241	24	5/21/87	16	Georgia	Burford, Ga.	D-7a '19
58	Nelson, Matt	TE	6-1	241	24	12/19/95	2	Iowa	Cedar Rapids, Iowa	UDFA '19
58	Okwara, Romeo	DE	6-1	241	24	6/17/95	2	Notre Dame	Charlotte, N.C.	W-NYG '18
58	Oruwarire, Amani	CB	6-1	241	24	2/9/95	2	Penn State	Jampa, Fla.	D-5 '19
58	Pittman, Anthony	LB	6-1	241	24	11/24/96	2	Wayne State	Birmingham, Mich.	UDFA '19
58	Pope, Ryan	LB	6-1	241	24	10/17/96	2	San Diego State	Long Beach, Calif.	UDFA '19
58	Powell, Brandon	WR	6-1	241	24	9/12/95	2	Florida	Deerfield Beach, Fla.	UDFA '18
58	Prater, Matt	K	6-1	241	24	8/10/84	13	Central Florida	Estero, Fla.	FA '14
58	Ragnow, Frank	OL	6-1	311	23	5/17/96	2	Arkansas	Victoria, Mign.	D-1 '18
58	Reeves-Maybin, Jalen	LB	6-1	241	24	1/31/95	2	Tennessee	Clarksville, Tenn.	D-4a '17
58	Robinson, Ashawn	PT	6-1	241	24	3/21/95	2	Alabama	Fort Worth, Texas	D-2 '16
58	Santos, Ryan	CB	6-1	241	24	8/26/95	2	Minnesota	Pace, Fla.	FA '19
58	Savage, Tom	CB	6-1	241	24	4/26/90	2	Pittsburgh	Clifton Heights, Pa.	FA '19
58	Slay, Darius	CB	6-1	241	24	1/1/81	2	Mississippi State	Brunswick, Ga.	D-2 '13
58	Smith, Ray	TE	6-1	241	24	1/18/97	2	Boston College	Carlsbad, Calif.	UDFA '19
58	St. Andrew, Micah	TE	6-1	241	24	1/10/96	2	Fresno State	Rialto, Calif.	UDFA '19
58	Stafford, Matthew	CB	6-1	241	24	2/7/88	11	Georgia	Highland Park, Texas	D-1a '09
58	Strong, Kevin	CB	6-1	241	24	8/5/96	2	Texas San Antonio	Cleveland, Texas	UDFA '19
58	Tabor, Teez	CB	6-1	241	24	12/31/95	2	Florida	Washington, D.C.	D-2 '17
58	Tavai, Jahiani	LB	6-1	241	24	9/28/96	2	Hawaii	Inglewood, Calif.	D-2 '19
58	Thomas, Logan	RB	6-1	241	24	7/1/91	2	Virginia Tech	Lynchburg, Va.	FA '19
58	Thompson, Mark	RB	6-1	241	24	12/9/94	2	Florida	La Mott, Pa.	FA '19
58	Traylor, Austin	TE	6-1	241	24	9/3/93	2	Wisconsin	Whitehall, Ohio	FA '19
58	Virgin, Dee	CB	6-1	241	24	10/29/93	2	West Alabama	Donaldsonville, Ga.	FA '18
58	Wagner, Rick	CB	6-1	241	24	10/27/89	2	Wisconsin	West Allis, Wis.	UDFA-Bal '17
58	Walker, Tracy	CB	6-1	241	24	2/1/95	2	Louisiana-Lafayette	Brunswick, Ga.	D-3 '18
58	Washington, Charles	CB	6-1	241	24	3/10/93	2	Fresno State	Inglewood, Calif.	UDFA '16
58	Wiggins, Kenny	CB	6-1	241	24	8/8/88	2	Fresno State	Elk Grove, Calif.	UDFA-LAC '18
58	Wilson, Tavon	DE	6-1	241	24	3/19/90	2	Illinois	Washington, D.C.	UDFA-NE '16
58	Wynn, Jonathan	DE	6-1	241	24	9/21/94	2	Vanderbilt	Stone Mountain, Ga.	FA '18
58	Zenner, Zach	DE	6-1	241	24	9/13/91	5	South Dakota State	Eagan, Minn.	FA '18
ACTIVE/PHYSICALLY UNABLE TO PERFORM										
90	Flowers, Trey	DE	6-3	265	25	8/16/93	5	Arkansas	Huntsville, Ala.	UDFA-NE '19
14	Lewis, Jommylee	LB	6-0	168	24	10/27/92	3	Northern Illinois	West Palm Beach, Fla.	FA '19
54	Longa, Steve	LB	6-0	240	24	9/29/94	3	Rutgers	Saddle Brook, N.J.	FA '16
ACTIVE/NON-FOOTBALL INJURY										
98	Harrison Sr. Damon	DT	6-3	350	30	11/29/88	8	William Penn	Westlake, La	T-NYG '18



2019 DETROIT LIONS NUMERICAL ROSTER

Updated August 4, 2019

No.	Name	Pos	Ht	Wt	Age	DOB	Exp	College	Hometown	How Acq
1	Jonathan Duhart	WR	6-2	215	26	6/26/96	1	Old Dominion	Midlothian, Va.	UFA '19
2	Ryan Santos	WR	6-2	258	26	8/28/95	1	Minnesota	Pace, Fla.	FA '19
3	Tom Savage	QB	6-3	230	26	4/26/90	1	Pittsburgh	Clifton Heights, Pa.	FA '19
4	Matt Prater	P	5-10	201	26	8/10/94	13	Central Florida	Estero, Fla.	FA '19
5	Sam Martin	WR	6-2	227	26	2/27/90	1	Appalachian State	Fayetteville, Ga.	D-5b '13
6	David Fales	QB	6-2	210	28	10/4/90	7	San Jose State	Salinas, Calif.	FA '19
7	Matthew Stafford	QB	6-2	220	28	2/7/88	11	Georgia	Highland Park, Texas	D-1a '09
8	Brandon Powell	WR	6-2	198	23	9/12/95	1	Florida	Deerfield Beach, Fla.	UFA '18
9	Marvin Jones Jr.	WR	6-2	198	23	3/12/90	1	California	Fontana, Calif.	UFA-Cin '16
10	Chris Lacy	WR	6-2	206	26	1/29/96	1	Oklahoma State	DeSoto, Texas	W-NE '18
11	Andy Jones	WR	6-2	217	27	6/28/94	1	Jacksonville	Clermont, Fla.	FA '19
12	Jermaine Kearse	WR	6-2	210	26	2/6/90	1	Washington	Lakewood, Wash.	FA '19
13	Kenny Golladay	WR	6-2	194	27	11/3/93	1	Northern Illinois	Chicago, Ill.	D-3 '17
14	Marcus Cooper Sr.	CB	6-2	193	26	2/7/90	1	Rutgers	Hartford, Conn.	W-Chi '18
15	Darius Slay	CB	6-2	193	26	10/28/92	7	Mississippi State	Brunswick, Ga.	D-2 '13
16	Andrew Adams	S	6-0	190	26	10/28/92	7	Connecticut	College Park, Ga.	FA '19
17	C.J. Anderson	S	6-2	225	26	2/10/91	7	California	Richmond, Calif.	UFA-LAR '19
18	Justin Coleman	S	6-2	195	26	3/27/93	1	Tennessee	Brunswick, Ga.	UFA-Sea '19
19	Quandre Diggs	S	6-2	194	26	1/23/93	1	Texas	Angleton, Texas	D-5 '15
20	Rashaan Melvin	S	6-2	194	26	10/2/89	1	Northern Illinois	Waukegan, Ill.	UFA-Oak '19
21	Dee Virgin	S	6-2	191	26	10/29/93	1	West Alabama	Donaldsonville, Ga.	FA '18
22	Leez Tabor	S	6-2	209	26	12/31/95	1	Florida	Washington, D.C.	D-2 '17
23	Tavon Wilson	S	6-2	209	26	3/19/90	1	Illinois	Washington, D.C.	UFA-NE '16
24	Kerryon Johnson	RB	6-2	211	26	6/30/97	1	Auburn	Huntsville, Ala.	D-2 '18
25	Zach Zenner	RB	6-2	221	26	9/13/91	1	South Dakota State	Eagan, Minn.	FA '18
26	Miles Killebrew	RB	6-2	210	26	3/10/93	1	Southern Utah	Henderson, Nev.	D-4 '16
27	Andre Chachere	RB	6-2	196	26	10/1/96	1	San Jose State	Fresno, Calif.	FA '18
28	Mike Ford	RB	6-2	204	26	4/4/95	1	Southeast Missouri	Alton, Ill.	UFA '18
29	Iy Johnson	RB	6-2	210	26	9/17/97	1	Maryland	Cumberland, Md.	D-5b '19
30	Jamal Agnew	CB	6-2	190	26	4/3/94	1	San Diego	San Diego, Calif.	D-3 '17
31	Jarrad Davis	CB	6-2	204	26	11/26/94	1	Florida	Kingsland, Ga.	D-1 '17
32	Tarvarus McFadden	CB	6-2	204	26	1/29/97	1	Florida State	For Lauderdale, Fla.	FA '19
33	Devon Kennard	CB	6-2	204	26	6/24/91	1	Southern California	Phoenix, Ariz.	UFA-RVG '18
34	Will Harris	CB	6-2	203	26	1/31/95	1	Boston College	Suwanee, Ga.	D-2 '19
35	Jalen Reeves-Maybin	CB	6-2	203	26	3/10/95	1	Tennessee	Clarksville, Tenn.	D-4a '17
36	Charles Washington	CB	6-2	203	26	9/23/96	1	Fresno State	Inglewood, Calif.	UFA '16
37	Nick Bowden	CB	6-2	203	26	9/23/96	1	San Diego State	Los Gatos, Calif.	D-5 '18
38	Amani Uruwariye	CB	6-2	203	26	9/23/96	1	Penn State	Tampa, Fla.	D-3 '18
39	Tracy Walker	CB	6-2	203	26	9/23/96	1	Louisiana-Lafayette	Brunswick, Ga.	FA '18
40	Don Muhlbach	CB	6-2	203	26	8/1/95	16	Texas A&M	Lufkin, Texas	FA '04
41	C.J. Moore	CB	6-2	203	26	8/21/95	1	Mississippi	Bassfield, Miss.	UFA '19
42	Mark Thompson	CB	6-2	203	26	9/23/96	1	Florida	La Mott, Pa.	FA '19
43	Jahmani Tavai	CB	6-2	203	26	9/23/96	1	Hawaii	Inglewood, Calif.	D-2 '19
44	Christian Jones	CB	6-2	203	26	3/18/97	1	Florida State	Winter Park, Fla.	UFA-Chi '18
45	Malik Carmey	CB	6-2	203	26	2/1/95	1	North Carolina	Alexandria, Va.	UFA '19
46	Eric Lee	DE	6-2	203	26	8/9/94	1	South Florida	Daphne, Ala.	FA '18
47	Anthony Pittman	DE	6-2	203	26	11/24/96	1	Wayne State	Birmingham, Mich.	UFA '19
48	Garret Dooley	DE	6-2	203	26	12/1/94	1	Wisconsin	Rochester, Ill.	FA '18
49	Ire Lamar	DE	6-2	203	26	10/8/97	1	Clemson	Roswell, Ga.	UFA '19
50	Graham Glasgow	DE	6-2	203	26	8/19/92	1	Michigan	Aurora, Ill.	D-3 '16
51	Ray Smith	DE	6-2	203	26	1/18/97	1	Boston College	Carlsbad, Calif.	UFA '19
52	Kevin Strong	DE	6-2	203	26	8/5/96	1	Texas-San Antonio	Cleveland, Texas	UFA '18
53	Beau Benzschawel	DE	6-2	203	26	9/10/95	1	Wisconsin	Grafton, Wis.	UFA '19
54	Fred Jones	DT	6-2	304	26	8/25/96	1	Florida State	Miami, Fla.	FA '19
55	Tyrell Crosby	OL	6-2	304	26	9/5/95	1	Oregon	Henderson, Nev.	D-5 '18
56	Joe Dahl	OL	6-2	304	26	4/9/93	1	Washington State	Sokane, Wash.	D-5 '16
57	Matt Nelson	T	6-2	299	26	12/19/95	1	Iowa	Cedar Rapids, Iowa	UFA '19
58	Taylor Decker	T	6-2	299	26	8/23/93	4	Ohio State	Vandalia, Ohio	D-1 '16
59	Jonathan Wynn	DE	6-2	260	26	9/21/94	1	Vanderbilt	Stone Mountain, Ga.	FA '18
60	Mitchell Loewen	DE	6-2	260	26	2/4/93	1	Arkansas	Lahaina, Hawaii	W-NO '18
61	Rick Wagner	DE	6-2	260	26	10/21/89	1	Wisconsin	West Allis, Wis.	UFA-Bal '17
62	Luke Bowanko	OL	6-2	300	26	6/13/91	1	Virginia	Clifton, Va.	FA '19
63	Micah St. Andrew	G	6-2	268	26	1/10/96	1	Fresno State	Rialto, Calif.	UFA '19
64	Ryan Pope	G	6-2	313	26	10/17/96	1	San Diego State	Long Beach, Calif.	UFA '19
65	Leo Kolammatangi	C	6-2	310	26	5/9/94	1	Hawaii	East Palo Alto, Calif.	UFA '17
66	Qday Apoushi	OL	6-2	315	26	6/5/91	1	Virginia	Brooklyn, N.Y.	UFA-Ari '19
67	Frank Ragnow	OL	6-2	311	26	5/17/96	1	Arkansas	Victoria, Minn.	D-1 '18
68	Andrew Donnal	OL	6-2	305	26	3/3/92	1	Iowa	Monclova, Ohio	W-Bal '18
69	Kenny Wiggins	G	6-2	315	26	8/8/88	1	Fresno State	Elk Grove, Calif.	UFA-LAC '18
70	Danny Amendola	WR	6-2	185	26	11/2/85	1	Texas Tech	The Woodlands, Texas	FA '19
71	Logan Thomas	WR	6-2	185	26	7/1/91	1	Virginia Tech	Lynchburg, Va.	FA '19
72	Jesse James	TE	6-2	250	26	6/4/94	1	Penn State	Glassport, Pa.	UFA-Pit '19
73	Travis Fulgham	TE	6-2	250	26	9/13/95	1	Old Dominion	Ashburn, Va.	D-6a '19
74	Tom Kennedy	WR	6-2	194	26	7/29/96	1	Bryant	Farmingdale, N.Y.	UFA '19
75	Jerome Cunningham	WR	6-2	194	26	5/25/91	1	Southern Connecticut State	Waterbury, Conn.	FA '18
76	Austin Traylor	TE	6-2	250	26	9/23/93	1	Wisconsin	Whitehall, Ohio	FA '19
77	T.J. Hockenson	TE	6-2	247	26	7/3/97	1	Iowa	Chariton, Iowa	D-1 '19
78	Isaac Nauta	OL	6-2	330	26	5/21/97	1	Georgia	Buford, Ga.	D-7a '19
79	A'Shawn Robinson	OL	6-2	330	26	3/21/95	1	Alabama	Fort Worth, Texas	D-2 '16
80	P.J. Johnson	OL	6-2	330	26	6/14/96	1	Arizona	Sacramento, Calif.	D-7b '19
81	Da'Shawn Hand	OL	6-2	330	26	11/14/95	1	Alabama	Woodbridge, Va.	D-4 '18
82	Austin Bryant	DE	6-2	263	26	11/12/96	1	Clemson	Pavo, Ga.	D-4 '19
83	Romeo Okwara	DE	6-2	263	26	6/17/95	1	Notre Dame	Charlotte, N.C.	W-NYG '18
84	Mike Daniels	DT	6-2	310	26	5/5/89	1	Iowa	Stratford, N.J.	FA '19
85	Darius Kilgo	DT	6-2	320	26	12/14/91	1	Maryland	Matthews, N.C.	FA '19
86	John Atkins	DT	6-2	320	26	12/21/92	1	Georgia	Thomson, Ga.	FA '18
ACTIVE/PHYSICALLY UNABLE TO PERFORM										
14	TommyLee Lewis	WR	6-2	168	26	10/24/92	1	Northern Illinois	West Palm Beach, Fla.	FA '19
54	Steve Longa	LB	6-0	240	26	9/29/94	1	Rutgers	Saddle Brook, N.J.	FA '16
90	Trev Flowers	DE	6-0	265	25	8/16/93	1	Arkansas	Huntsville, Ala.	UFA-NE '19
ACTIVE/NON-FOOTBALL INJURY										
98	Damon Harrison Sr.	DT	6-3	350	30	11/29/88	8	William Penn	Westlake, La	T-NYG '18



2019 DETROIT LIONS POSITION ROSTER

Updated August 4, 2019

OFFENSE

Quarterbacks

No.	Name	Pos	Ht	Wt	Age	Exp	College
3	Tom Savage	QB	6-4	230	29	6	Pittsburgh
8	David Fales	QB	6-2	210	28	5	San Jose State
9	Matthew Stafford	QB	6-3	220	31	11	Georgia

Running Backs

No.	Name	Pos	Ht	Wt	Age	Exp	College
26	C.J. Anderson	RB	5-8	225	28	7	California
33	Kerryon Johnson	RB	5-11	211	22	2	Auburn
34	Zach Zenner	RB	5-11	224	27	5	South Dakota State
38	Ty Johnson	RB	5-10	210	21	R	Maryland
46	Nick Bawden	FB	6-2	245	23	2	San Diego State
49	Mark Thompson	RB	6-1	240	24	1	Florida

Wide Receivers

No.	Name	Pos	Ht	Wt	Age	Exp	College
1	Jonathan Duhart	WR	6-3	215	22	R	Old Dominion
10	Brandon Powell	WR	5-8	188	23	2	Florida
11	Marvin Jones Jr.	WR	6-2	199	29	8	California
15	Chris Lacy	WR	6-3	206	23	1	Oklahoma State
17	Andy Jones	WR	6-1	217	25	2	Jacksonville
18	Jermaine Kearse	WR	6-1	210	29	8	Washington
19	Kenny Golladay	WR	6-4	214	25	3	Northern Illinois
80	Danny Amendola	WR	5-11	185	33	11	Texas Tech
84	Travis Fulgham	WR	6-2	215	23	R	Old Dominion
85	Tom Kennedy	WR	5-10	194	23	R	Bryant

Tight Ends

No.	Name	Pos	Ht	Wt	Age	Exp	College
82	Logan Thomas	TE	6-6	250	28	5	Virginia Tech
83	Jesse James	TE	6-7	250	25	5	Penn State
86	Jerome Cunningham	TE	6-4	254	28	2	So. Connecticut State
87	Austin Traylor	TE	6-3	250	25	2	Wisconsin
88	T.J. Hockenson	TE	6-5	247	22	R	Iowa
89	Isaac Nauta	TE	6-3	246	22	R	Georgia

Offensive Line

No.	Name	Pos	Ht	Wt	Age	Exp	College
60	Graham Glasgow	C/G	6-6	310	26	4	Michigan
63	Beau Benzschawel	G	6-6	300	23	R	Wisconsin
65	Tyrell Crosby	OL	6-4	310	23	2	Oregon
66	Joe Dahl	G	6-4	310	26	4	Washington State
67	Matt Nelson	T	6-7	299	23	R	Iowa
68	Taylor Decker	T	6-7	318	25	4	Ohio State
71	Rick Wagner	T	6-6	313	29	7	Wisconsin
72	Luke Bowanko	OL	6-6	300	28	6	Virginia
73	Micah St. Andrew	G	6-3	328	23	R	Fresno State
74	Ryan Pope	T	6-7	313	22	R	San Diego State
75	Leo Koloamatangi	C	6-4	310	25	1	Hawaii
76	Oday Aboushi	OL	6-5	315	28	7	Virginia
77	Frank Ragnow	OL	6-5	311	23	2	Arkansas
78	Andrew Donnal	OL	6-6	305	27	5	Iowa
79	Kenny Wiggins	G	6-6	315	30	6	Fresno State

ACTIVE/PHYSICALLY UNABLE TO PERFORM

No.	Name	Pos	Ht	Wt	Age	Exp	College
14	Tommylee Lewis	WR	5-7	168	26	4	Northern Illinois
54	Steve Longa	LB	6-0	240	24	3	Rutgers
90	Trey Flowers	DE	6-2	265	25	5	Arkansas

ACTIVE/NON-FOOTBALL INJURY

No.	Name	Pos	Ht	Wt	Age	Exp	College
98	Damon Harrison Sr.	DT	6-3	350	30	8	William Penn

DEFENSE

Defensive Line

No.	Name	Pos	Ht	Wt	Age	Exp	College
55	Eric Lee	DE	6-3	259	24	3	South Florida
61	Ray Smith	DT	6-1	310	22	R	Boston College
62	Kevin Strong	DT	6-4	285	22	R	Texas-San Antonio
64	Fred Jones	DT	6-2	304	22	R	Florida State
69	Jonathan Wynn	DE	6-4	260	24	1	Vanderbilt
70	Mitchell Loewen	DE	6-5	285	26	3	Arkansas
91	A'Shawn Robinson	DT	6-4	330	24	4	Alabama
92	P.J. Johnson	DT	6-3	320	23	R	Arizona
93	Da'Shawn Hand	DL	6-3	297	23	2	Alabama
94	Austin Bryant	DE	6-6	261	22	R	Clemson
95	Romeo Okwara	DE	6-4	263	24	4	Notre Dame
96	Mike Daniels	DT	6-0	310	30	8	Iowa
97	Darius Kilgo	DT	6-3	312	27	4	Maryland
99	John Atkins	DT	6-3	320	26	1	Georgia

Linebackers

No.	Name	Pos	Ht	Wt	Age	Exp	College
40	Jarrad Davis	LB	6-1	245	24	3	Florida
42	Devon Kennard	LB	6-3	256	28	6	Southern California
44	Jalen Reeves-Maybin	LB	6-0	233	24	3	Tennessee
51	Jahlani Tavai	LB	6-2	250	22	R	Hawaii
52	Christian Jones	LB	6-3	250	28	6	Florida State
53	Malik Carney	LB	6-2	251	23	R	North Carolina
57	Anthony Pittman	LB	6-3	240	22	R	Wayne State
58	Garret Dooley	LB	6-2	240	24	1	Wisconsin
59	Tre Lamar	LB	6-3	253	21	R	Clemson

Defensive Backs

No.	Name	Pos	Ht	Wt	Age	Exp	College
21	Marcus Cooper Sr.	CB	6-2	193	29	7	Rutgers
23	Darius Slay	CB	6-0	190	28	7	Mississippi State
24	Andrew Adams	S	5-11	200	26	4	Connecticut
27	Justin Coleman	CB	5-11	190	26	5	Tennessee
28	Quandre Diggs	DB	5-9	197	26	5	Texas
29	Rashaan Melvin	CB	6-2	194	29	7	Northern Illinois
30	Dee Virgin	CB	5-9	195	25	2	West Alabama
31	Teez Tabor	CB	6-0	191	23	3	Florida
32	Tavon Wilson	S	6-0	208	29	8	Illinois
35	Miles Killebrew	S	6-2	222	26	4	Southern Utah
36	Andre Chachere	CB	6-0	195	23	1	San Jose State
38	Mike Ford	CB	6-0	198	23	2	Southeast Missouri
39	Jamal Agnew	CB	5-10	190	24	3	San Diego
41	Tarvarus McFadden	CB	6-2	204	22	1	Florida State
43	Will Harris	S	6-1	207	23	R	Boston College
45	Charles Washington	S	5-10	192	26	3	Fresno State
46	Amani Oruwariye	CB	6-2	205	23	R	Penn State
47	Tracy Walker	DB	6-1	210	24	2	Louisiana-Lafayette
49	C.J. Moore	S	5-11	195	23	R	Mississippi

SPECIAL TEAMS

Specialists

No.	Name	Pos	Ht	Wt	Age	Exp	College
5	Matt Prater	K	5-10	201	34	13	Central Florida
6	Sam Martin	P	6-1	211	29	7	Appalachian State
2	Ryan Santos	P	6-5	258	23	1	Minnesota
48	Don Muhlbach	LS	6-4	258	37	16	Texas A&M

2019 DETROIT LIONS ACTIVE ROSTER

OFFENSE	NO.	DEFENSE	NO.
Quarterbacks	3	Defensive Line	14
Running Backs	6	Linebackers	9
Wide Receivers	10	Defensive Backs	19
Tight Ends	6	TOTAL	42
Offensive Linemen	15		
TOTAL	40	SPECIAL TEAMS	NO.
		Kickers	1
		Punters	2
		Long Snappers	1
		TOTAL	4

ROSTER TOTAL: 86
PUP/NFI: 4
TOTAL PLAYERS: 90



2019 DETROIT LIONS DEPTH CHART

*** UNOFFICIAL DEPTH CHART COMPILED BY LIONS FOOTBALL COMMUNICATIONS ***

Updated August 4, 2019

OFFENSE

WR 19	Kenny Golladay	18	Jermaine Kearse	15	Chris Lacy	1	Jonathan Duhart
WR 80	Danny Amendola	10	Brandon Powell	85	Tom Kennedy		
LT 68	Taylor Decker	65	Tyrell Crosby	74	Ryan Pope		
LG 79	Kenny Wiggins	66	Joe Dahl	72	Luke Bowanko	73	Micah St. Andrew
C 77	Frank Ragnow	75	Leo Koloamatangi				
RG 60	Graham Glasgow	76	Oday Aboushi	63	Beau Benzschawel		
RT 71	Rick Wagner	78	Andrew Donnal	67	Matt Nelson		
TE 83	Jesse James	88	T.J. Hockenson	82	Logan Thomas	86	Jerome Cunningham
						89	Isaac Nauta
						87	Austin Traylor
						84	Travis Fulgham
WR 11	Marvin Jones Jr.	17	Andy Jones	14	Tommylee Lewis		
QB 9	Matthew Stafford	3	Tom Savage	8	David Fales		
RB 33	Kerryon Johnson	26	C.J. Anderson	34	Zach Zenner	49	Mark Thompson
						38	Ty Johnson
						46	Nick Bawden (FB)

DEFENSE

DE 90	Trey Flowers	93	Da'Shawn Hand	70	Mitchell Loewen		
DT 98	Damon Harrison Sr.	99	John Atkins	97	Darius Kilgo	61	Ray Smith
DT 91	A'Shawn Robinson	96	Mike Daniels	92	P.J. Johnson	62	Kevin Strong
						64	Fred Jones
DE 95	Romeo Okwara	55	Eric Lee	94	Austin Bryant	69	Jonathan Wynn
OLB 42	Devon Kennard	44	Jalen Reeves-Maybin	53	Malik Carney		
MLB 40	Jarrad Davis	51	Jahlani Tavai	57	Anthony Pittman		
OLB 52	Christian Jones	54	Steve Longa	58	Garret Dooley	59	Tre Lamar
CB 23	Darius Slay	29	Rashaan Melvin	39	Jamal Agnew	38	Mike Ford
						46	Amani Oruwariye
CB 27	Justin Coleman	31	Teez Tabor	21	Marcus Cooper Sr.	30	Dee Virgin
						36	Andre Chachere
						41	Tarvarus McFadden
SS 28	Quandre Diggs	32	Tavon Wilson	35	Miles Killebrew	43	Will Harris
FS 47	Tracy Walker	24	Andrew Adams	45	Charles Washington	49	C.J. Moore

SPECIAL TEAMS

PK 5	Matt Prater	2	Ryan Santoso		
H 6	Sam Martin				
KO 6	Sam Martin				
P 6	Sam Martin	2	Ryan Santoso		
LS 48	Don Muhlbach				
PR 39	Jamal Agnew				
KR 39	Jamal Agnew				

PRONUNCIATION GUIDE

Oday Aboushi	OH-day ah-BOO-she	Andrew Donnal	don-NELL	Isaac Nauta	NAW-tuh
Danny Amendola	am-men-DOLE-uh	Travis Fulgham	full-gum	Romeo Okwara	OAK-wara
Beau Benzschawel	BEN-shawl	Devon Kennard	de-VAUGHN kenn-ARD	Amani Oruwariye	oh-rue-WARR-ee-A
Luke Bowanko	boh-WAIN-koh	Miles Killebrew	KILLA-brew	A'Shawn Robinson	AY-shawn
Andre Chachere	SASH-er-ay	Leo Koloamatangi	kola-MAH-tungy	Teez Tabor	TEASE TAY-ber
Jarrad Davis	JARED	Mitchell Loewen	LAY-vin	Jahlani Tavai	tah-VYE
Quandre Diggs	KWAN-dray	Don Muhlbach	MULE-bach	Tavon Wilson	TAY-von



2019 DETROIT LIONS ROSTER MOVES

Since January 1, 2019

Date	Pos	Player	Transaction				
1/1/19	QB	Cook, Connor	Signed to a Reserve/Future contract	7/19/19	LB	Bryan, Austin	Placed on Active/Non-Football Injury
1/2/19	RB	Thompson, Mark	Signed to a Reserve/Future contract	7/19/19	DT	Johnson, P.J.	Placed on Active/Non-Football Injury
1/3/19	P	Santoso, Ryan	Signed to a Reserve/Future contract	7/19/19	T	Pope, Ryan	Placed on Active/Non-Football Injury
1/3/19	RB	Williams, Kerwynn	Signed to a Reserve/Future contract	7/19/19	WR	Lacy, Chris	Placed on Active/Physically Unable to Perform
1/22/19	WR	Reilly, Brandon	Signed to a Reserve/Future contract	7/22/19	TE	Traylor, Austin	Signed as a free agent
2/6/19	LB	Williams, Tre	Signed as a free agent	7/22/19	DT	Atkins, John	Activated from Active/Non-Football Injury
2/11/19	LB	Longa, Steve	Re-signed as a free agent	7/22/19	DE	Bryant, Austin	Activated from Active/Non-Football Injury
2/11/19	DE	Loewen, Mitchell	Re-signed as a free agent	7/22/19	DT	Johnson, P.J.	Activated from Active/Non-Football Injury
2/13/19	LS	Muhlbach, Don	Re-signed as a free agent	7/22/19	T	Pope, Ryan	Activated from Active/Non-Football Injury
2/15/19	S	Quin, Glover	Released	7/22/19	WR	Lacy, Chris	Activated from Active/Physically Unable to Perform
2/15/19	WR	Ellington, Bruce	Released	7/22/19	DE	Flowers, Trey	Placed on Active/Physically Unable to Perform
2/15/19	LB	Grigsby, Nicholas	Waived	7/22/19	LB	Longa, Steve	Placed on Active/Physically Unable to Perform
3/5/19	DE	Okwara, Romeo	Re-signed as a free agent	7/23/19	WR	Lewis, Tommylee	Placed on Active/Physically Unable to Perform
3/6/19	S	Washington, Charles	ERFA tender offered	7/25/19	DT	Kilgo, Darius	Placed on Active/Non-Football Injury
3/8/19	G	Lang, T.J.	Released	7/25/19	CB	Slay, Darius	Placed on Active/Non-Football Injury
3/11/19	LB	Bates, Trevor	Released	7/25/19	DT	Harrison Sr., Damon	Placed on Active/Non-Football Injury
3/11/19	CB	Lawson, Nevin	Released	7/27/19	DT	Daniels, Mike	Signed as a free agent
3/11/19	WR	Amendola, Danny	Signed as a free agent	7/27/19	RB	Riddick, Theo	Released
3/12/19	RB	Zenner, Zach	Re-signed as a free agent	7/30/19	DT	Jones, Frederick	Signed as a free agent
3/15/19	DE	Flowers, Trey	Signed as an unrestricted free agent	7/30/19	WR	Reilly, Brandon	Released
3/15/19	CB	Coleman, Justin	Signed as an unrestricted free agent	8/2/19	CB	Slay, Darius	Activated from Active/Non-Football Injury
3/15/19	TE	James, Jesse	Signed as an unrestricted free agent	8/4/19	DT	Kilgo, Darius	Activated from Active/Non-Football Injury
3/15/19	OL	Aboushi, Oday	Signed as an unrestricted free agent	8/4/19	DB	McFadden, Tavarus	Signed as a free agent
3/15/19	S	Adams, Andrew	Signed as a free agent	8/4/19	WR	Alexander, Deontez	Released
3/18/19	CB	Cooper Sr., Marcus	Re-signed as a free agent				
3/19/19	WR	Lewis, Tommylee	Signed as a free agent				
3/21/19	TE	Thomas, Logan	Signed as a free agent				
3/22/19	OL	Donnal, Andrew	Signed as a free agent				
3/23/19	CB	Melvin, Rashaan	Signed as an unrestricted free agent				
4/5/19	RB	Anderson, C.J.	Signed as an unrestricted free agent				
4/9/19	QB	Savage, Tom	Signed as a free agent				
4/13/19	S	Washington, Charles	Signed ERFA tender				
4/29/19	T	Decker, Taylor	Exercised fifth-year option				
5/2/19	RB	Williams, Kerwynn	Released				
5/2/19	T	Jones, Jarron	Waived				
5/2/19	DT	Kilgo, Darius	Signed as a free agent				
5/10/19	TE	Hockenson, T.J.	Signed as a 2019 first-round draft selection				
5/10/19	LB	Tavai, Jahlan	Signed as a 2019 second-round draft selection				
5/10/19	CB	Oruwariye, Amani	Signed as a 2019 fourth-round draft selection				
5/10/19	WR	Reilly, Brandon	Released				
5/10/19	TE	Becker, Nate	Signed as an undrafted rookie free agent				
5/10/19	G	Benzschawel, Beau	Signed as an undrafted rookie free agent				
5/10/19	LB	Carney, Malik	Signed as an undrafted rookie free agent				
5/10/19	WR	Duhart, Jonathan	Signed as an undrafted rookie free agent				
5/10/19	LB	Lamar, Tre	Signed as an undrafted rookie free agent				
5/10/19	S	Moore, C.J.	Signed as an undrafted rookie free agent				
5/10/19	T	Nelson, Matt	Signed as an undrafted rookie free agent				
5/10/19	TE	Parham, Donald	Signed as an undrafted rookie free agent				
5/10/19	LB	Pittman, Anthony	Signed as an undrafted rookie free agent				
5/10/19	T	Pope, Ryan	Signed as an undrafted rookie free agent				
5/10/19	DT	Smith, Ray	Signed as an undrafted rookie free agent				
5/10/19	G	St. Andrew, Micah	Signed as an undrafted rookie free agent				
5/10/19	DT	Strong Kevin	Signed as an undrafted rookie free agent				
5/12/19	WR	Smallwood, Jordan	Signed as a free agent				
5/12/19	WR	Kennedy, Tom	Signed as a free agent				
5/12/19	TE	Becker, Nate	Waived				
5/12/19	TE	Parham, Donald	Waived				
5/13/19	DE	Bryant, Austin	Signed as a 2019 fourth-round draft selection				
5/13/19	RB	Johnson, Iy	Signed as a 2019 sixth-round draft selection				
5/13/19	TE	Nauta, Isaac	Signed as a 2019 seventh-round draft selection				
5/13/19	DT	Johnson, P.J.	Signed as a 2019 seventh-round draft selection				
5/13/19	LB	Williams, Tre	Released				
5/13/19	LB	Young, Juwon	Signed as an undrafted rookie free agent				
5/14/19	WR	Fulgham, Travis	Signed as a 2019 sixth-round draft selection				
6/3/19	LB	Young, Juwon	Waived				
6/3/19	WR	Reilly, Brandon	Signed as a free agent				
6/3/19	S	Harris, Wil	Signed as a 2019 third-round draft selection				
6/6/19	WR	Smallwood, Jordan	Waived				
6/6/19	WR	Kearse, Jermaine	Signed as a free agent				
6/10/19	QB	Cook, Connor	Waived				
6/10/19	S	Jones, David	Waived				
6/10/19	OL	Bowanko, Luke	Signed as a free agent				
6/10/19	QB	Fales, David	Signed as a free agent				
6/13/19	TE	Roberts, Michael	Traded to New England Patriots for a future, undisclosed draft pick				





LIONS 2018 STATS

DETROIT LIONS / REGULAR SEASON WEEK 17 / THROUGH SUNDAY, DECEMBER 30, 2018

WON 6, LOST 10

MATT PATRICIA (16 GAMES)			
09/10	L	17-48	N.Y. Jets
09/16	L	27-30	at San Francisco
09/23	W	26-10	New England
09/30	L	24-26	at Dallas
10/07	W	31-23	Green Bay
10/21	W	32-21	at Miami
10/28	L	14-28	Seattle
11/04	L	9-24	at Minnesota
11/11	L	22-34	at Chicago
11/18	W	20-19	Carolina
11/22	L	16-23	Chicago
12/02	L	16-30	L.A. Rams
12/09	W	17-3	at Arizona
12/16	L	13-14	at Buffalo
12/23	L	9-27	Minnesota
12/30	W	31-0	at Green Bay

2018 TEAM STATISTICS

	DEF	OPP.
FIRST DOWNS	365	315
Rushing	91	89
Passing	201	191
Penalty	33	36
Third Down-Made/Att	75/208	69/186
Third Down Efficiency	36.1%	37.1%
Fourth Down-Made/Att	11/18	9/17
TOTAL NET YARDS	5,296	5,380
Avg. Per Game	327.3	335.0
Total Plays	1,019	942
Avg. Per Play	5.1	5.7
NET YARDS RUSHING	1,660	1,761
Avg. Per Game	103.8	110.1
Total Rushes	404	403
Avg. Per Rush	4.1	4.4
NET YARDS PASSING	3,576	3,599
Avg. Per Game	223.5	224.9
Sacked/Yards Lost	41/268	43/298
Gross Yards	3,844	3,897
Attempts/Completions	574/375	496/323
Pct. of Completion	65.3%	65.1%
Had Intercepted	12	7
PUNTS/AVERAGE	74/44.7	68/45.3
Net Punting Average	39.2	41.0
PUNT RETURN/AVG.	27/8.3	29/11.4
KICKOFF RETURN/AVG.	20/24.1	37/22.6
INTERCEPTION RETURN/AVG.	21.1	12.8
PENALTIES/YARDS	94/852	94/896
FUMBLES/BALL LOST	14/7	13/7
TOUCHDOWNS	35	44
Rushing	11	11
Passing	22	29
Returns	2	4
EXTRA POINTS/ATTEMPTS	30/35	37/44
TWO POINT CONVERSION/ATTEMPTS	0/5	2/5
FIELD GOALS/ATTEMPTS	28/32	18/28
AVG. TIME OF POSSESSION	31:24	28:37

* SCORE BY PERIODS	Q1	Q2	Q3	Q4	OT	PTS
TEAM	69	101	58	96	0	324
OPPONENTS	43	124	94	99	0	360

SCORING	TD	RU	PA	RT	K-PAT	FG	2PT	S	PTS
M. Prater	0	0	0	0	30/30	28/32	0	0	114
L. Blount	5	5	0	0	0/0	0/0	0	0	30
K. Golladay	5	0	5	0	0/0	0/0	0	0	30
M. Jones Jr.	5	0	5	0	0/0	0/0	0	0	30
K. Johnson	4	3	1	0	0/0	0/0	0	0	24
M. Roberts	3	0	3	0	0/0	0/0	0	0	18
G. Tate	3	0	3	0	0/0	0/0	0	0	18
Z. Zenner	3	3	0	0	0/0	0/0	0	0	18
T. Jones	2	0	2	0	0/0	0/0	0	0	12
T. Decker	1	0	1	0	0/0	0/0	0	0	6
Q. Diggs	1	0	0	1	0/0	0/0	0	0	6
A. Jones	1	0	1	0	0/0	0/0	0	0	6
D. Slay	1	0	0	1	0/0	0/0	0	0	6
L. Toilolo	1	0	1	0	0/0	0/0	0	0	6
TEAM	35	11	22	2	30/30	28/32	0	0	324
OPPONENTS	44	11	29	4	35/39	19/28	2	0	360

SACKS: B. Okorafor 7.5, D. Kennard 7.0, J. Davis 6.0, E. Ansaah 4.0, E. Harold 4.0, D. Harrison Sr. 3.5, D. Hand 3.0, R. Jean Francois 2.0, G. Quin 1.0, C. Jones 1.0, N. Lawson 1.0, T. Wilson 1.0, K. Hyder Jr. 1.0, A. Robinson 1.0, **TM** 43.0, **OPP** 40.0 FUM/LOST: M. Stafford 6/4, L. Blount 2/1, K. Johnson 1/1, B. Abdullah 1/1, B. Ellington 1/0, K. Golladay 1/0, G. Tate 1/0, J. Agnew 1/0

* PASSING	ATT	CMP	YDS	CMP%	YDS/ATT	TD	TD%	INT	INT%	LONG	SACK/	LOST	RATING
M. Stafford	555	367	3,777	66.1	6.8	21	3.8	11	2.0	67	40/	255	89.9
M. Cassel	17	7	59	41.2	3.5	0	0.0	1	5.9	11	1/	13	26.3
M. Prater	1	1	8	100.0	8.0	1	100.0	0	0.0	8t	0/	0	139.6
B. Ellington	1	0	0	0.0	0.0	0	0.0	0	0.0	0	0/	0	39.6
S. Martin	1	0	0	0.0	0.0	0	0.0	0	0.0	0	0/	0	39.6
TEAM	575	375	3,844	65.2	6.7	22	3.8	12	2.1	67	41/	268	88.3
OPPONENTS	496	323	3,897	65.1	7.9	29	5.8	7	1.4	82	48/	298	102.7

* RUSHING	NO.	YDS	AVG	LONG	TD
K. Johnson	118	641	5.4	71	3
L. Blount	154	418	2.7	27	5
Z. Zenner	55	265	4.8	29	3
T. Riddick	40	171	4.3	19	0
M. Stafford	25	71	2.8	10	0
G. Tate	3	42	14.0	30	0
J. Agnew	1	17	17.0	17	0
M. Cassel	2	13	6.5	14	0
K. Golladay	1	8	8.0	8	0
T. Wilson	1	7	7.0	7	0
B. Powell	1	4	4.0	4	0
B. Ellington	1	2	2.0	2	0
A. Abdullah	1	1	1.0	1	0
N. Bellore	1	0	0.0	0	0
TEAM	404	1,660	4.1	71	11
OPPONENTS	403	1,761	4.4	70	11

* RECEIVING	TAR	NO.	YDS	AVG	LONG	TD
K. Golladay	119	70	1,063	15.2	60	5
G. Tate	69	44	517	11.8	67	3
M. Jones Jr.	62	35	508	14.5	39t	5
T. Riddick	74	61	384	6.3	20	0
L. Toilolo	24	21	263	12.5	39	1
K. Johnson	39	32	213	6.7	24	1
T. Jones	27	19	190	10.0	26	2
B. Ellington	30	23	132	5.7	21	0
B. Powell	17	11	129	11.7	41	0
M. Roberts	20	9	100	11.1	29	3
L. Willson	19	13	87	6.7	13	0
A. Jones	24	11	80	7.3	15	1
L. Blount	15	10	67	6.7	23	0
Z. Zenner	10	7	56	8.0	30	0
A. Abdullah	2	2	18	9.0	12	0
N. Bellore	4	4	15	3.8	8	0
H. Valles	3	2	11	5.5	6	0
T. Decker	1	1	11	11.0	11t	1
TEAM	559	375	3,844	10.3	67	22
OPPONENTS	466	323	3,897	12.1	82	29

* INTERCEPTIONS	NO.	YDS	AVG	LONG	TD
D. Slay	3	107	35.7	67t	1
Q. Diggs	3	41	13.7	37t	1
T. Walker	1	0	0.0	0	0
TEAM	7	148	21.1	67t	2
OPPONENTS	12	155	12.9	41t	2

* PUNTING	NO.	YDS	AVG	NET	TB	IN	LG	B
S. Martin	74	3,310	44.7	39.2	4	32	61	0
TEAM	74	3,310	44.7	39.2	4	32	61	0
OPPONENTS	68	3,078	45.3	41.0	6	27	60	0

* PUNT RETURNS	RET	FC	YDS	AVG	LONG	TD
T. Jones	8	8	87	10.9	25	0
J. Agnew	12	3	57	4.8	16	0
G. Tate	2	0	15	7.5	9	0
B. Powell	2	3	8	4.0	5	0
Q. Diggs	2	1	4	2.0	4	0
B. Ellington	1	5	0	0.0	0	0
TEAM	27	20	171	6.3	25	0
OPPONENTS	29	25	332	11.4	79t	1

* KICKOFF RETURNS	NO.	YDS	AVG	LONG	TD
J. Agnew	8	216	27.0	45	0
A. Abdullah	4	107	26.8	32	0
T. Jones	4	61	20.3	22	0
B. Powell	2	43	21.5	27	0
L. Willson	2	35	17.5	20	0
TEAM	20	482	24.1	45	0
OPPONENTS	37	837	22.6	90	0

* FIELD GOALS	1-19	20-29	30-39	40-49	50+
M. Prater	0/0	6/8	12/12	5/7	3/5
TEAM	0/0	6/8	12/12	5/7	3/5
OPPONENTS	0/0	5/5	7/10	7/11	0/2

M. Prater (55SH, 216, 44WR) (276, 436) (386, 256, 326, 306) (336) (386, 55WR) (296, 286, 356, 506) (1, 356, 356, 376) (526) (546, 326) (266) (296, 356) (476) (49WR) (476, 356, 486) (396) **OPP**: (396) (246, 296) (541) (236) (246, 456, 486) (41RU, 34RU) (406) (341U) (46WL) (41WL, 42RU, 38WR, 58WR, 416) (326, 436, 226, 386) (366) (456, 426, 366) (356, 326)

2-Pt Conv: L. Blount 0 TM 0-5 OPP 2-5





LIONS 2018 DEFENSIVE STATS

2018 REGULAR SEASON DETROIT LIONS DEFENSIVE STATS (THROUGH WEEK 17)

POS.	PLAYER	SOLO	ASST.	TOTAL	TFL	SACKS/YDS.	QBH	FR	FF	INT./YDS.	PD
LB	Davis, Jarrad	73	27	100	10	6.0/45	10	1	1	0/0	5
DB	Diggs, Quandre	64	14	78	3	0.0/0	1	0	0	3/41	8
S	Quin, Glover	58	16	74	1	1.0/6	2	0	0	0/0	3
LB	Jones, Christian	48	21	69	3	1.0/9	4	0	1	0/0	3
CB	Lawson, Nevin	43	10	53	3	1.0/6	1	0	0	0/0	5
DT	Harrison Sr., Damon	37	13	50	5	3.5/15	7	1	1	0/0	1
DT	Robinson, A'Shawn	34	15	49	3	1.0/8	4	1	1	0/0	0
LB	Kennard, Devon	30	16	46	9	7.0/67	14	1	0	0/0	0
CB	Slay, Darius	40	3	43	1	0.0/0	0	0	0	3/88	17
DE	Okwara, Romeo	28	11	39	8	7.5/38	14	0	1	0/0	1
S	Wilson, Tavon	27	5	32	2	1.0/4	1	0	0	0/0	0
DT	Jean Francois, Ricky	19	11	30	3	2.0/14	2	0	0	0/0	0
DL	Hand, Da'Shawn	22	5	27	4	3.0/14	2	1	2	0/0	0
CB	Ford, Mike	23	1	24	1	0.0/0	0	0	0	0/0	1
CB	Tabor, Teez	19	4	23	0	0.0/0	0	0	0	0/0	0
DB	Walker, Tracy	12	2	14	0	0.0/0	0	0	0	1/0	2
DE	Ansah, Ezekiel	7	4	11	3	4.0/26	7	0	0	0/0	0
CB	Shead, DeShawn	8	2	10	0	0.0/0	0	0	1	0/0	0
LB	Harold, Eli	7	2	9	4	4.0/33	5	0	0	0/0	1
CB	Agnew, Jamal	7	0	7	1	0.0/0	0	0	0	0/0	1
LB	Reeves-Maybin, Jalen	3	4	7	0	0.0/0	0	0	0	0/0	0
DE	Hyder Jr., Kerry	5	1	6	1	1.0/13	2	0	0	0/0	0
OLB	Lee, Eric	4	2	6	2	0.0/0	0	0	0	0/0	0
DT	Williams, Sylvester	4	2	6	0	0.0/0	0	0	0	0/0	0
DT	Atkins, John	1	1	2	1	0.0/0	1	0	0	0/0	0
CB	LeBlanc, Cre'von	2	0	2	0	0.0/0	0	0	0	0/0	0
LB	Bates, Trevor	0	1	1	0	0.0/0	0	0	0	0/0	0
DB	Cooper Sr., Marcus	1	0	1	0	0.0/0	0	0	1	0/0	0
LB	Flowers, Marquis	0	1	1	0	0.0/0	0	0	0	0/0	0
LB	Sheppard, Kelvin	1	0	1	0	0.0/0	0	0	0	0/0	0
TOTALS		627	194	821	68	43.0/298	77	5	9	7/129	48

2018 REGULAR SEASON LIONS SPECIAL TEAMS STATS

POS.	PLAYER	TKIS.	ASST.	TOTAL
FB	Bellore, Nick	7	2	9
CB	Shead, DeShawn	5	3	8
S	Killebrew, Miles	5	2	7
DB	Walker, Tracy	6	1	7
LB	Reeves-Maybin, Jalen	5	1	6
S	Washington, Charles	5	1	6
CB	Tabor, Teez	5	0	5
WR	Jones, Andy	4	0	4
LB	Sheppard, Kelvin	4	0	4
S	Wilson, Tavon	3	1	4
RB	Zenner, Zach	3	1	4
LB	Bates, Trevor	1	1	2
WR	Ellington, Bruce	1	0	1
LB	Flowers, Marquis	1	0	1
CB	Ford, Mike	1	0	1
LB	Harold, Eli	1	0	1
WR	Lacy, Chris	0	1	1
CB	LeBlanc, Cre'von	0	1	1
P	Martin, Sam	1	0	1
CB	Virgin, Dee	1	0	1
TOTALS		59	15	74

DEFENSIVE SCORES

INT (2) (3:16) [Shotgun] J.Rosen pass short right intended for T.Sherfield INTERCEPTED by D.Slay [R.Okwara] at DET 33. D.Slay for 67 yards. **@ ARI (12/09/18)**
(14:53) S.Darnold pass short left intended for B.Powell INTERCEPTED by Q.Diggs at NYJ 37. Q.Diggs for 37 yards. **vs. NYJ (09/10/18)**

FR (0)

Safety (0)

SPECIAL TEAMS BIG PLAYS

FR (1) (10:47) S.Martin punts 39 yards to GB 13, Center-D.Muhlbach. K.King MUFFS catch, RECOVERED by DET-J.Agnew at GB 1. The Replay Official reviewed the kick touched ruling, and the play was Upheld. The ruling on the field stands. **vs. GB (10/07/18)**

TD (2) (10:41) [Field Goal formation] M.Prater pass short left to L.Toilolo for 8 yards. **@ GB (12/30/18)**
(10:41) [Field Goal formation] M.Prater pass short left to L.Toilolo for 8 yards. **@ GB (12/30/18)**

Regular Season defensive and special teams statistics are based on press box statistics.





ROSTER/GAME-BY-GAME STARTERS

OFFENSE												
DATE	OPPONENT	WR	LT	LG	C	RG	RT	TE	QB	RB	FB	OL
9/10	N.Y. Jets	K.Golladay/ M.Jones Jr.	T.Decker	F.Ragnow	G.Glasgow	T.Lang	R.Wagner	M.Roberts	M.Stafford	L.Blount	N.Bellore	--
9/16	at San Francisco	K.Golladay/ M.Jones Jr.	T.Decker	F.Ragnow	G.Glasgow	K.Wiggins	R.Wagner	L.Toilolo/ L.Willson	M.Stafford	L.Blount	--	--
9/23	New England	K.Golladay/ M.Jones Jr.	T.Decker	F.Ragnow	G.Glasgow	T.Lang	R.Wagner	L.Toilolo/ L.Willson	M.Stafford	L.Blount	--	--
9/30	at Dallas	K.Golladay/ M.Jones Jr./ G.Tate	T.Decker	F.Ragnow	G.Glasgow	T.Lang	R.Wagner	L.Willson	M.Stafford	K.Johnson	--	--
10/7	Green Bay	K.Golladay/ M.Jones Jr./ G.Tate	T.Decker	F.Ragnow	G.Glasgow	K.Wiggins	R.Wagner	L.Willson	M.Stafford	K.Johnson	--	--
10/21	at Miami	M.Jones Jr./ G.Tate	T.Decker	F.Ragnow	G.Glasgow	T.Lang	R.Wagner	L.Willson	M.Stafford	K.Johnson	N.Bellore	--
10/28	Seattle	M.Jones Jr./ G.Tate	T.Decker	F.Ragnow	G.Glasgow	T.Lang	R.Wagner	L.Toilolo	M.Stafford	K.Johnson	N.Bellore	--
11/4	at Minnesota	K.Golladay/ M.Jones Jr./ T.Riddick	T.Decker	F.Ragnow	G.Glasgow	T.Lang	R.Wagner	M.Roberts	M.Stafford	K.Johnson	--	--
11/11	at Chicago	K.Golladay/ M.Jones Jr./ K.Johnson/ T.Riddick	T.Decker	F.Ragnow	G.Glasgow	K.Wiggins	R.Wagner	L.Toilolo	M.Stafford	--	--	--
11/18	Carolina	K.Golladay/ T.Jones/ B.Ellington	T.Decker	F.Ragnow	G.Glasgow	K.Wiggins	R.Wagner	L.Toilolo	M.Stafford	K.Johnson	--	--
11/22	Chicago	B.Ellington/ K.Golladay/ T.Jones	T.Decker	F.Ragnow	G.Glasgow	K.Wiggins	R.Wagner	L.Toilolo/ L.Willson	M.Stafford	L.Blount	--	--
12/2	L.A. Rams	K.Golladay/ B.Ellington	T.Decker	F.Ragnow	G.Glasgow	K.Wiggins	R.Wagner	L.Toilolo/ L.Willson	M.Stafford	L.Blount	--	--
12/9	at Arizona	B.Ellington/ K.Golladay	T.Decker	F.Ragnow	G.Glasgow	K.Wiggins	R.Wagner	L.Willson	M.Stafford	L.Blount	N.Bellore	T.Crosby
12/16	at Buffalo	K.Golladay/ A.Jones/ T.Riddick	T.Decker	F.Ragnow	G.Glasgow	K.Wiggins	T.Crosby	L.Toilolo	M.Stafford	Z.Zenner	--	--
12/23	Minnesota	K.Golladay/ A.Jones	T.Decker	F.Ragnow	G.Glasgow	K.Wiggins	R.Wagner	L.Toilolo	M.Stafford	L.Blount	J.Dahl	--
12/30	at Green Bay	A.Jones/ T.Jones/ B.Powell	T.Decker	F.Ragnow	G.Glasgow	K.Wiggins	R.Wagner	L.Toilolo	M.Stafford	L.Blount	--	--

DEFENSE										
DATE	OPPONENT	DE	DT	OLB	MLB	CB	SS	FS	S	
9/10	N.Y. Jets	E.Ansah	R.Jean Francois/ S.Williams	D.Kennard/ C.Jones	J.Davis	N.Lawson/ D.Slay/ Q.Diggs	--	G.Quin	--	
9/16	at San Francisco	R.Okware/ D.Hand	R.Jean Francois/ S.Williams	D.Kennard/ C.Jones	J.Davis	D.Slay/ T.Tabor	Q.Diggs	G.Quin	--	
9/23	New England	R.Okware/ D.Hand	A.Robinson/ S.Williams	D.Kennard/ C.Jones	J.Davis	N.Lawson/ D.Slay	Q.Diggs	G.Quin	--	
9/30	at Dallas	R.Okware/ D.Hand	A.Robinson/ S.Williams	D.Kennard/ C.Jones	J.Davis	N.Lawson/ D.Slay	Q.Diggs	G.Quin	--	
10/7	Green Bay	R.Okware/ D.Hand	R.Jean Francois	D.Kennard/ C.Jones	J.Davis	N.Lawson/ D.Slay/ T.Tabor	Q.Diggs	G.Quin	--	
10/21	at Miami	R.Okware/ D.Hand	R.Jean Francois	D.Kennard	J.Davis	N.Lawson/ D.Slay/ T.Tabor	Q.Diggs	G.Quin	--	
10/28	Seattle	R.Okware/ D.Hand	R.Jean Francois	D.Kennard/ C.Jones	J.Davis	N.Lawson/ D.Slay/ T.Tabor	Q.Diggs	G.Quin	--	
11/4	at Minnesota	R.Okware/ D.Hand	D.Harrison Sr./ R.Jean Francois	D.Kennard/ C.Jones	J.Davis	N.Lawson/ D.Slay	Q.Diggs	G.Quin	--	
11/11	at Chicago	R.Okware	A.Robinson/ D.Harrison Sr.	D.Kennard/ C.Jones	J.Davis	N.Lawson/ D.Shead/ M.Ford	Q.Diggs	G.Quin	T.Wilson	
11/18	Carolina	R.Okware	D.Harrison Sr./ R.Jean Francois	D.Kennard/ C.Jones	J.Davis	N.Lawson/ D.Slay/ M.Ford	Q.Diggs	G.Quin	--	
11/22	Chicago	R.Okware	D.Harrison Sr./ R.Jean Francois	D.Kennard/ C.Jones	J.Davis	M.Ford/ N.Lawson/ D.Slay	Q.Diggs	G.Quin	--	
12/2	L.A. Rams	E.Ansah	D.Harrison Sr./ A.Robinson	D.Kennard/ C.Jones	J.Davis	M.Ford/ N.Lawson/ D.Slay	Q.Diggs	G.Quin	--	
12/9	at Arizona	R.Okware/ D.Hand	D.Harrison Sr./ A.Robinson	K.Sheppard/ C.Jones	J.Davis	N.Lawson/ D.Slay	Q.Diggs	G.Quin	--	
12/16	at Buffalo	R.Okware/ R.Jean Francois	D.Harrison Sr./ A.Robinson	D.Kennard/ C.Jones	J.Davis	N.Lawson/ D.Slay	Q.Diggs	G.Quin	--	
12/23	Minnesota	R.Okware/ R.Jean Francois	D.Harrison Sr./ A.Robinson	D.Kennard/ C.Jones	J.Davis	N.Lawson/ D.Slay	Q.Diggs	G.Quin	--	
12/30	at Green Bay	R.Okware/ R.Jean Francois	D.Harrison Sr.	D.Kennard/ C.Jones	J.Davis	M.Ford/ D.Slay	Q.Diggs	G.Quin	T.Wilson	





2018 GAME-BY-GAME OFFENSE

2018 REGULAR SEASON LIONS GAME-BY-GAME OFFENSE

	09/10	09/16	09/23	09/30	10/07	10/21	10/28	11/04	11/11	11/18	11/22	12/02	12/09	12/16	12/23	12/30
	NYJ	@ SF	NE	@ DAL	GB	@ MIA	SEA	@ MIN	@ CHI	CAR	CHI	LAR	@ ARI	@ BUF	MIN	@ GB
FIRST DOWNS																
Total	20	25	25	18	18	24	21	18	24	20	17	23	16	14	17	25
Rushing	2	5	8	4	6	12	1	4	7	9	4	5	7	7	3	7
Passing	15	17	16	14	9	10	17	13	14	11	12	14	6	7	10	16
Penalty	3	3	1	0	3	2	3	1	3	0	1	4	3	0	4	2
THIRD DOWNS																
Attempts	13	16	14	11	13	8	10	15	15	12	14	12	12	13	16	14
Converted	3	7	7	6	5	2	6	4	4	4	5	2	4	5	4	7
Percentage	23.1%	43.8%	50.0%	54.5%	38.5%	25.0%	60.0%	26.7%	26.7%	33.3%	35.7%	16.7%	33.3%	38.5%	25.0%	50.0%
TOT. OFFENSE																
Net Yards	339	427	414	382	264	457	331	209	305	309	333	310	218	313	223	402
Plays	67	73	70	53	57	58	56	70	72	64	64	64	55	55	69	72
Avg./Play	5.1	5.8	5.9	7.2	4.6	7.9	5.9	3.0	4.2	4.8	5.2	4.8	4.0	5.7	3.2	5.6
RUSHING																
Net Yards	39	98	159	96	94	248	34	66	76	94	111	102	122	105	86	130
Rush. Att.	15	18	33	20	28	35	13	24	24	26	24	26	31	26	23	38
Avg./Att.	2.6	5.4	4.8	4.8	3.4	7.1	2.6	2.8	3.2	3.6	4.6	3.9	3.9	4.0	3.7	3.4
PASSING																
Net Yards	300	329	255	286	170	209	297	143	229	215	222	208	96	208	137	272
Attempts	52	53	36	30	26	22	40	36	42	37	38	34	23	29	43	33
Completions	29	34	27	24	14	18	27	25	25	23	28	20	15	22	23	21
Intercepted	5	0	1	0	0	0	1	0	2	0	2	1	0	0	0	0
Gross Yards	300	347	262	307	183	217	310	199	274	220	236	245	101	208	161	274
Sacked	0.0	2.0	1.0	3.0	3.0	1.0	3.0	10.0	6.0	1.0	2.0	4.0	1.0	0.0	3.0	1.0
Yards Lost	0	18	7	21	13	8	13	56	45	5	14	37	5	0	24	2
ADVANCES																
Rushes	15	18	33	20	28	35	13	24	24	26	24	26	31	26	23	38
Completions	29	34	27	24	14	18	27	25	25	23	28	20	15	22	23	21
Totals	44	52	60	44	42	53	40	49	49	49	52	46	46	48	46	59
PENALTIES																
Number	3	10	6	8	8	6	4	8	6	1	5	8	7	4	7	3
Yards	15	105	70	58	71	43	32	66	41	5	54	54	68	81	55	34
FUMBLES																
Number	0	1	1	0	0	2	2	1	3	0	0	1	2	0	1	0
Lost	0	1	0	0	0	0	2	1	1	0	0	1	1	0	0	0
SCORING																
Points	17	27	26	24	31	32	14	9	22	20	16	16	17	13	9	31
TD Rushing	0	0	0	1	2	1	0	0	1	1	2	0	1	1	0	1
TD Passing	1	3	2	2	2	2	2	0	2	1	0	1	0	1	0	3
TD KO Returns	0	0	0	0	0	0	0	0	0	0	0	0	0	0	0	0
TD Punt Returns	0	0	0	0	0	0	0	0	0	0	0	0	0	0	0	0
TD Sp. Teams	0	0	0	0	0	0	0	0	0	0	0	0	0	0	0	0
TD Def. Returns	1	0	0	0	0	0	0	0	0	0	0	0	1	0	0	0
FG Attempts	3	2	4	1	2	4	0	3	1	2	1	3	1	1	3	1
FG Made	1	2	4	1	1	4	0	3	1	2	1	3	1	0	3	1
Safety	0	0	0	0	0	0	0	0	0	0	0	0	0	0	0	0





2018 GAME-BY-GAME DEFENSE

2018 REGULAR SEASON LIONS GAME-BY-GAME DEFENSE

	09/10	09/16	09/23	09/30	10/07	10/21	10/28	11/04	11/11	11/18	11/22	12/02	12/09	12/16	12/23	12/30
	NYJ	@ SF	NE	@ DAL	GB	@ MIA	SEA	@ MIN	@ CHI	CAR	CHI	LAR	@ ARI	@ BUF	MIN	@ GB
FIRST DOWNS																
Total	18	23	12	26	30	19	20	17	20	20	19	24	22	20	16	9
Rushing	7	6	7	10	6	4	8	3	3	4	3	9	2	9	4	3
Passing	10	13	4	12	23	12	11	10	13	16	13	12	17	9	11	5
Penalty	1	4	1	4	1	3	1	4	4	0	3	3	3	2	1	1
THIRD DOWNS																
Attempts	14	11	9	12	10	11	12	8	10	11	10	11	16	12	13	16
Converted	6	3	2	5	3	6	6	3	4	5	3	5	6	3	4	5
Percentage	42.9%	27.3%	22.2%	41.7%	30.0%	54.5%	50.0%	37.5%	40.0%	45.5%	30.0%	45.5%	37.5%	25.0%	30.8%	31.3%
TOT. OFFENSE																
Net Yards	349	346	209	414	521	322	413	283	402	387	264	344	279	312	340	175
Plays	59	60	47	65	76	54	61	46	53	57	57	64	65	64	58	56
Avg./Play	5.9	5.8	4.4	6.4	6.9	6.0	6.8	6.2	7.6	6.8	4.6	5.4	4.3	4.9	5.9	3.1
RUSHING																
Net Yards	169	190	89	183	98	107	176	128	54	56	38	149	61	117	100	46
Rush. Att.	36	28	19	35	20	19	42	23	22	16	15	29	21	37	28	13
Avg./Att.	4.7	6.8	4.7	5.2	4.9	5.6	4.2	5.6	2.5	3.5	2.5	5.1	2.9	3.2	3.6	3.5
PASSING																
Net Yards	180	156	120	231	423	215	237	155	348	331	226	195	218	195	240	129
Attempts	21	26	26	27	52	31	17	22	30	38	38	33	41	26	28	40
Completions	16	18	14	17	32	22	14	18	23	25	28	17	26	13	21	19
Intercepted	1	0	1	0	0	0	0	1	0	1	0	1	1	0	0	1
Gross Yards	198	206	133	255	442	239	248	164	355	357	238	207	240	204	253	158
Sacked	2.0	6.0	2.0	3.0	4.0	4.0	2.0	1.0	1.0	3.0	4.0	2.0	3.0	1.0	2.0	3.0
Yards Lost	18	50	13	24	19	24	11	9	7	26	12	12	22	9	13	29
ADVANCES																
Rushes	36	28	19	35	20	19	42	23	22	16	15	29	21	37	28	13
Completions	16	18	14	17	32	22	14	18	23	25	28	17	26	13	21	19
Totals	52	46	33	52	52	41	56	41	45	41	43	46	47	50	49	32
PENALTIES																
Number	7	9	5	2	12	4	7	3	6	2	3	7	8	3	11	5
Yards	49	86	38	20	112	50	111	15	46	15	20	105	83	20	78	38
FUMBLES																
Number	1	1	0	2	3	0	0	1	0	0	1	1	2	1	0	0
Lost	1	0	0	0	3	0	0	1	0	0	1	1	0	0	0	0
SCORING																
Points	48	30	10	26	23	21	28	24	34	19	23	30	3	14	27	0
TD Rushing	2	1	0	0	0	1	1	1	2	0	0	2	0	1	0	0
TD Passing	2	2	1	2	3	2	3	1	3	3	2	1	0	1	3	0
TD KO Returns	0	0	0	0	0	0	0	0	0	0	0	0	0	0	0	0
TD Punt Returns	1	0	0	0	0	0	0	0	0	0	0	0	0	0	0	0
TD Sp. Teams	0	0	0	0	0	0	0	0	0	0	0	0	0	0	0	0
TD Def. Returns	1	0	0	0	0	0	0	1	0	0	1	0	0	0	0	0
FG Attempts	2	3	1	4	5	1	0	1	2	1	1	3	2	0	2	0
FG Made	2	3	1	4	1	0	0	1	0	0	1	3	1	0	2	0
Safety	0	0	0	0	0	0	0	0	0	0	0	0	0	0	0	0





LIONS 2018 INDIVIDUAL SINGLE-GAME HIGHS

2018 REGULAR SEASON LIONS INDIVIDUAL SINGLE-GAME HIGHS

Passes Attempted	53	Matthew Stafford	at 49ers	9/16
Passes Completed	34	Matthew Stafford	at 49ers	9/16
Passing Yards	347	Matthew Stafford	at 49ers	9/16
Touchdown Passes	3	Matthew Stafford	at 49ers	9/16
Pass Receptions	9	Theo Riddick	at 49ers	9/16
Receiving Yards	146	Kenny Golladay	at Bills	12/16
Touchdown Receptions	2	Golden Tate	at Cowboys	9/30
		Michael Roberts	at Dolphins	10/21
		Marvin Jones Jr.	vs. Seahawks	10/28
		TJ Jones	at Packers	12/30
Rushing Yards	158	Kerryon Johnson	at Dolphins	10/21
Rushing Attempts	21	Zach Zenner	at Packers	12/30
Rushing Touchdowns	2	LeGarrette Blount	vs. Packers	10/7
		LeGarrette Blount	vs. Bears	11/22
Yards From Scrimmage	179	Kerryon Johnson	at Dolphins	10/21
Combined Net Yards	179	Kerryon Johnson	at Dolphins	10/21
Interceptions Made	1	Quandre Diggs	vs. Jets	9/10
		Darius Slay	vs. Patriots	9/23
		Darius Slay	at Vikings	11/4
		Tracy Walker	vs. Panthers	11/18
		Quandre Diggs	vs. Rams	12/2
		Darius Slay	at Cardinals	12/9
		Quandre Diggs	at Packers	12/30
		Darius Slay	at Cardinals	12/9
INT Return Yards	67	Darius Slay	at Cardinals	12/9
Sacks	2.0	Jarrad Davis	at 49ers	9/16
		Devon Kennard	at 49ers	9/16
		Eli Harold	vs. Patriots	9/23
		Romeo Okwara	vs. Packers	10/7
		Ricky Jean Francois	at Dolphins	10/21
Punts	7	Sam Martin	at Cardinals	12/9
		Sam Martin	at Bills	12/16
Punting Average	61.0	Sam Martin	at Dolphins	10/21
Punt Returns	5	Jamal Agnew	vs. Vikings	12/23
Punt Return Yards	28	Jamal Agnew	vs. Patriots	9/23
Kickoff Returns	5	Jamal Agnew	at 49ers	9/16
Kickoff Return Yards	144	Jamal Agnew	at 49ers	9/16
Field Goals Attempted	4	Matt Prater	vs. Patriots	9/23
		Matt Prater	at Dolphins	10/21
Field Goals Made	4	Matt Prater	vs. Patriots	9/23
		Matt Prater	at Dolphins	10/21
2018 REGULAR SEASON DETROIT LIONS LONGEST PLAYS				
Run From Scrimmage	71	Kerryon Johnson	at Dolphins	10/21
Touchdown Run	13	Zach Zenner	at Packers	12/30
Pass Reception	67	Golden Tate	at 49ers	9/16
Touchdown Reception	45	Golden Tate	at Cowboys	9/30
Interception Return	67	Darius Slay	at Cardinals	12/9
Punt Return	25	TJ Jones	at Packers	12/30
Kickoff Return	45	Jamal Agnew	at 49ers	9/16
Punt	61	Sam Martin	at Dolphins	10/21
Field Goal	54	Matt Prater	vs. Panthers	11/18





2018 OPPONENTS INDIVIDUAL SINGLE-GAME HIGHS

2018 REGULAR SEASON OPPONENTS INDIVIDUAL SINGLE-GAME HIGHS				
Passes Attempted	52	Aaron Rodgers	vs. Packers	10/7
Passes Completed	32	Aaron Rodgers	vs. Packers	10/7
Passing Yards	442	Aaron Rodgers	vs. Packers	10/7
Touchdown Passes	3	Aaron Rodgers	vs. Packers	10/7
		Russell Wilson	vs. Seahawks	10/28
		Mitchell Trubisky	at Bears	11/11
		Cam Newton	vs. Panthers	11/18
		Kirk Cousins	vs. Vikings	12/23
Pass Receptions	9	Davante Adams	vs. Packers	10/7
		Kyle Rudolph	vs. Vikings	12/23
Receiving Yards	157	D.J. Moore	vs. Panthers	11/18
Touchdown Receptions	2	Allen Robinson II	at Bears	11/11
		Kyle Rudolph	vs. Vikings	12/23
Rushing Yards	152	Ezekiel Elliott	at Cowboys	9/30
Rushing Attempts	25	Ezekiel Elliott	at Cowboys	9/30
		Chris Carson	vs. Seahawks	10/28
Rushing Touchdowns	2	Isaiah Crowell	vs. Jets	9/10
		Todd Gurley II	vs. Rams	12/2
Yards From Scrimmage	240	Ezekiel Elliott	at Cowboys	9/30
Combined Net Yards	240	Ezekiel Elliott	at Cowboys	9/30
Interceptions Made	2	Darron Lee	vs. Jets	9/10
INT Return Yards	57	Darron Lee	vs. Jets	9/10
Sacks	3.5	Danielle Hunter	at Vikings	11/4
Punts	7	JK Scott	at Packers	12/30
Punt Returns	5	Patrick Peterson	at Cardinals	12/9
Punt Return Yards	137	Andre Roberts	vs. Jets	9/10
Kickoff Returns	5	Bashaud Breeland	at Packers	12/30
Kickoff Return Yards	159	D.J. Reed Jr.	at 49ers	9/16
Field Goals Attempted	5	Mason Crosby	vs. Packers	10/7
Field Goals Made	4	Brett Maher	at Cowboys	9/30
2018 REGULAR SEASON OPPONENTS LONGEST PLAYS				
Run From Scrimmage	70	Dalvin Cook	at Vikings	11/4
Touchdown Run	66	Matt Breida	at 49ers	9/16
Pass Reception	82	D.J. Moore	vs. Panthers	11/18
Touchdown Reception	45	Anthony Miller	at Bears	11/11
Interception Return	41	Eddie Jackson	vs. Bears	11/22
Punt Return	78	Andre Roberts	vs. Jets	9/10
Kickoff Return	90	D.J. Reed Jr.	at 49ers	9/16
Punt	60	Michael Dickson	vs. Seahawks	10/28
Field Goal	48	Greg Zuerlein	vs. Rams	12/2





GAME 1

Jets 48, Lions 17

September 10, 2018 • Ford Field • 61,352



New York Jets 7 10 31 0 - 48
 Detroit Lions 7 3 7 0 - 17

DET – Q.Diggs 37 yd. interception return (M.Prater kick)
NYJ – I.Crowell 6 yd. run (J.Myers kick) (5-32, 2:34)
NYJ – J.Myers 35 yd. Field Goal (8-32, 4:08)
NYJ – R.Anderson 41 yd. pass from S.Darnold (J.Myers kick) (3-49, 1:22)
DET – M.Prater 21 yd. Field Goal (10-72, 1:40)
DET – G.Tate 24 yd. pass from M.Stafford (M.Prater kick) (4-75, 1:50)
NYJ – Q.Enunwa 21 yd. pass from S.Darnold (J.Myers kick) (6-75, 3:34)
NYJ – D.Lee 36 yd. interception return (J.Myers kick)
NYJ – A.Roberts 78 yd. punt return (J.Myers kick)
NYJ – J.Myers 32 yd. Field Goal (4-4, 1:32)
NYJ – I.Crowell 62 yd. run (J.Myers kick) (2-66, 0:52)

TEAM STATISTICS	JETS	LIONS
First Downs	18	20
Total Net Yards	349	339
Rushes/Net Yards	36/169	15/39
Net Passing	180	300
Pass Attempts/Completions	21/16	52/29
Had Intercepted	1	5
Sacked/Yards Lost	2/18	0/0
Punts/Average	3/37.3	3/50.7
Penalties/Yards	7/49	3/15
Fumbles/Lost	1/1	0/0
Possession Time	33:07	26:53

RUSHING

DET – T. Riddick 4-20; K. Johnson 5-17; M. Stafford 1-6; M. Cassel 1-(-1); L. Blount 4-(-3)
NYJ – I. Crowell 10-102, 2 TDs; B. Powell 12-60; T. Cannon 6-15; A. Roberts 1-2; S. Darnold 6-(-1); R. Anderson 1-(-9)

RECEIVING

DET – K. Golladay 7-114; G. Tate 7-79, TD; M. Jones Jr. 4-54; K. Johnson 3-20; T. Riddick 5-15; L. Toilolo 1-7; T. Jones 1-6; H. Valles 1-5
NYJ – Q. Enunwa 6-63, TD; T. Pryor 3-49; R. Anderson 1-41, TD; N. Sterling 3-27; E. Tomlinson 1-7; T. Cannon 1-6; B. Powell 1-5

PASSING

DET – M. Stafford 46-27-286, TD, 4 INT; M. Cassel 6-2-14, 0 TDs, 1 INT
NYJ – S. Darnold 21-16-198, 2 TDs, 1 INT

INTERCEPTIONS

DET – Q. Diggs 1
NYJ – D. Lee 2; J. Adams 1; M. Claiborne 1; T. Johnson 1

SACKS

DET – E. Ansah 1.0; D. Kennard 1.0
NYJ – None

FIELD GOALS

DET – M. Prater 55SH 44WR (21)
NYJ – J. Myers (35) (32)





GAME 2 49ers 30, Lions 27

September 16, 2018 • Levi's Stadium • 70,164



Detroit Lions 7 3 3 14 - 27
San Francisco 49ers 3 10 14 3 - 30

SF - R.Gould 45 yd. Field Goal (8-63, 4:34)
DET - K.Golladay 30 yd. pass from M.Stafford (M.Prater kick) (7-69, 3:33)
SF - K.Bourne 4 yd. pass from J.Garoppolo (R.Gould kick) (13-88, 5:38)
SF - R.Gould 42 yd. Field Goal (4-8, 1:35)
DET - M.Prater 27 yd. Field Goal (9-57, 0:46)
SF - G.Celek 11 yd. pass from J.Garoppolo (R.Gould kick) (4-26, 1:43)
DET - M.Prater 43 yd. Field Goal (8-27, 4:31)
SF - M.Breida 66 yd. run (R.Gould kick) (3-97, 1:13)
SF - R.Gould 36 yd. Field Goal (7-35, 3:22)
DET - M.Jones 5 yd. pass from M.Stafford (M.Prater kick) (5-80, 2:45)
DET - M.Roberts 15 yd. pass from M.Stafford (M.Prater kick) (12-79, 2:41)

TEAM STATISTICS	LIONS	49ERS
First Downs	25	23
Total Net Yards	427	346
Rushes/Net Yards	18/98	28/190
Net Passing	329	156
Pass Attempts/Completions	53/34	26/18
Had Intercepted	0	0
Sacked/Yards Lost	2/18	6/50
Punts/Average	5/42.2	5/45.4
Penalties/Yards	10/105	9/86
Fumbles/Lost	1/1	1/0
Possession Time	30:26	29:34

RUSHING

DET - K. Johnson 8-43; L. Blount 8-38; G. Tate 1-9; M. Stafford 1-8
SF - M. Breida 11-138, TD; A. Morris 14-48; J. Garoppolo 3-4

RECEIVING

DET - G. Tate 7-109; K. Golladay 6-89, TD; M. Jones Jr. 4-54, TD; T. Riddick 9-47; K. Johnson 5-23; M. Roberts 1-15, TD; L. Willson 1-13; L. Blount 1-(-3)
SF - P. Garçon 4-57; D. Pettis 1-35; A. Morris 2-32; G. Celek 2-22, TD; G. Kittle 2-22; M. Breida 3-21; K. Juszczyk 3-13; K. Bourne 1-4, TD

PASSING

DET - M. Stafford 53-34-347, 3 TDs, 0 INT
SF - J. Garoppolo 26-18-206, 2 TDs, 0 INT

INTERCEPTIONS

DET - None
SF - None

SACKS

DET - J. Davis 2.0; D. Kennard 2.0; E. Harold 1.0; C. Jones 1.0
SF - D. Buckner 1.0; E. Lee 1.0

FIELD GOALS

DET - M. Prater(27) (43)
SF - R. Gould(45) (42) (36)





GAME 3
Lions 26, Patriots 10
September 23, 2018 • Ford Field • 61,769



New England Patriots 0 3 7 0 - 10
Detroit Lions 3 10 7 6 - 26

DET - M.Prater 38 yd. Field Goal (12-65, 7:37)
DET - K.Golladay 4 yd. pass from M.Stafford (M.Prater kick) (9-60, 5:41)
DET - M.Prater 25 yd. Field Goal (14-71, 7:28)
NE - S.Gostkowski 36 yd. Field Goal (11-57, 4:18)
NE - J.White 10 yd. pass from T.Brady (S.Gostkowski kick) (7-52, 3:31)
DET - M.Jones 33 yd. pass from M.Stafford (M.Prater kick) (10-75, 6:18)
DET - M.Prater 32 yd. Field Goal (8-61, 4:14)
DET - M.Prater 30 yd. Field Goal (4-1, 1:20)

TEAM STATISTICS	PATRIOTS	LIONS
First Downs	12	25
Total Net Yards	209	414
Rushes/Net Yards	19/89	33/159
Net Passing	120	255
Pass Attempts/Completions	26/14	36/27
Had Intercepted	1	1
Sacked/Yards Lost	2/13	1/7
Punts/Average	5/43.4	2/45.0
Penalties/Yards	5/38	6/70
Fumbles/Lost	0/0	1/0
Possession Time	20:45	39:15

RUSHING

DET - K. Johnson 16-101; L. Blount 16-48; M. Stafford 1-10
NE - S. Michel 14-50; J. White 4-37; T. Brady 1-2

RECEIVING

DET - G. Tate 6-69; M. Jones Jr. 4-69, TD; K. Golladay 6-53, TD; T. Riddick 3-36; L. Blount 2-17; L. Willson 2-10; K. Johnson 2-9; T. Jones 1-4; N. Bellore 1-(-5)
NE - R. Gronkowski 4-51; C. Hogan 3-31; R. Burkhead 2-26; J. White 3-14, TD; C. Patterson 1-12; S. Michel 1-(-1)

PASSING

DET - M. Stafford 36-27-262, 2 TDs, 1 INT
NE - T. Brady 26-14-133, TD, 1 INT

INTERCEPTIONS

DET - D. Slay 1
NE - J. Bentley 1

SACKS

DET - E. Harold 2.0
NE - D. Wise Jr. 1.0

FIELD GOALS

DET - M. Prater(38) (25) (32) (30)
NE - S. Gostkowski(36)





GAME 4

Cowboys 26, Lions 24

September 30, 2018 • AT&T Stadium • 90,155



Detroit Lions 7 3 0 14 - 24
 Dallas Cowboys 3 10 7 6 - 26

DAL – B.Maher 32 yd. Field Goal (7-76, 2:09)
DET – G.Tate 45 yd. pass from M.Stafford (M.Prater kick) (9-77, 4:11)
DAL – B.Maher 43 yd. Field Goal (12-50, 4:18)
DET – M.Prater 33 yd. Field Goal (13-60, 8:11)
DAL – E.Elliott 38 yd. pass from D.Prescott (B.Maher kick) (4-75, 1:11)
DAL – G.Swaim 1 yd. pass from D.Prescott (B.Maher kick) (8-64, 4:03)
DET – K.Johnson 8 yd. run (M.Prater kick) (7-75, 3:39)
DAL – B.Maher 22 yd. Field Goal (16-85, 8:31)
DET – G.Tate 38 yd. pass from M.Stafford (M.Prater kick) (6-75, 3:32)
DAL – B.Maher 38 yd. Field Goal (9-55, 2:17)

TEAM STATISTICS	LIONS	COWBOYS
First Downs	18	26
Total Net Yards	382	414
Rushes/Net Yards	20/96	35/183
Net Passing	286	231
Pass Attempts/Completions	30/24	27/17
Had Intercepted	0	0
Sacked/Yards Lost	3/21	3/24
Punts/Average	4/42.8	2/39.0
Penalties/Yards	8/58	2/20
Fumbles/Lost	0/0	2/0
Possession Time	29:55	30:05

RUSHING

DET – K. Johnson 9-55, TD; J. Agnew 1-17; L. Blount 7-12; T. Riddick 1-7; M. Stafford 2-5
DAL – E. Elliott 25-152; R. Smith 6-22; T. Austin 1-7; D. Prescott 3-2

RECEIVING

DET – G. Tate 8-132, 2 TDs; K. Golladay 4-74; M. Jones Jr. 3-56; T. Riddick 4-20; L. Toilolo 2-12; H. Valles 1-6; L. Willson 1-6; K. Johnson 1-1
DAL – E. Elliott 4-88, TD; C. Beasley 4-53; M. Gallup 2-45; G. Swaim 3-39, TD; A. Hurns 3-30; R. Smith 1-0

PASSING

DET – M. Stafford 30-24-307, 2 TDs, 0 INT
DAL – D. Prescott 27-17-255, 2 TDs, 0 INT

INTERCEPTIONS

DET – None
DAL – None

SACKS

DET – D. Hand 1.0; D. Kennard 1.0; R. Okwara 1.0
DAL – D. Lawrence 3.0

FIELD GOALS

DET – M. Prater(33)
DAL – B. Maher(32) (43) (22) (38)





GAME 5
Lions 31, Packers 23
October 7, 2018 • Ford Field • 63,405



Green Bay Packers 0 0 14 9 - 23
Detroit Lions 14 10 0 7 - 31

DET - L.Blount 1 yd. run (M.Prater kick) (1-1, 0:04)
DET - L.Blount 1 yd. run (M.Prater kick) (4-69, 2:16)
DET - M.Prater 39 yd. Field Goal (4-1, 0:21)
DET - M.Jones 8 yd. pass from M.Stafford (M.Prater kick) (4-29, 0:38)
GB - M.Valdes-Scantling 3 yd. pass from A.Rodgers (A.Rodgers-J.Williams pass) (11-75, 5:20)
GB - L.Kendricks 1 yd. pass from A.Rodgers (pass failed) (11-55, 4:41)
DET - K.Golladay 5 yd. pass from M.Stafford (M.Prater kick) (8-75, 3:19)
GB - D.Adams 12 yd. pass from A.Rodgers (kick failed, hlu) (8-75, 3:54)
GB - M.Crosby 41 yd. Field Goal (6-74, 1:02)

TEAM STATISTICS	PACKERS	LIONS
First Downs	30	18
Total Net Yards	521	264
Rushes/Net Yards	20/98	28/94
Net Passing	423	170
Pass Attempts/Completions	52/32	26/14
Had Intercepted	0	0
Sacked/Yards Lost	4/19	3/13
Punts/Average	0/0.0	5/45.6
Penalties/Yards	12/112	8/71
Fumbles/Lost	3/3	0/0
Possession Time	33:20	26:40

RUSHING

DET - K. Johnson 12-70; L. Blount 12-22, 2 TDs; T. Riddick 3-3; M. Stafford 1-(-1)
GB - A. Jones 7-40; J. Williams 6-33; T. Montgomery 4-15; A. Rodgers 3-10

RECEIVING

DET - K. Golladay 4-98, TD; G. Tate 5-42; T. Riddick 2-20; K. Johnson 2-15; M. Jones Jr. 1-8, TD
GB - D. Adams 9-140, TD; E. St. Brown 3-89; J. Graham 6-76; M. Valdes-Scantling 7-68, TD; T. Montgomery 1-23; A. Jones 2-19; J. Williams 2-19; L. Kendricks 2-8, TD

PASSING

DET - M. Stafford 26-14-183, 2 TDs, 0 INT
GB - A. Rodgers 52-32-442, 3 TDs, 0 INT

INTERCEPTIONS

DET - None
GB - None

SACKS

DET - R. Okwara 2.0; D. Hand 1.0; D. Kennard 1.0
GB - B. Martinez 2.0; H. Clinton-Dix 1.0

FIELD GOALS

DET - M. Prater(39) 55WR
GB - M. Crosby41WL 42RU 38WR 56WR (41)





GAME 7 Lions 32, Dolphins 21

October 21, 2018 • Hard Rock Stadium • 65,265



Detroit Lions	7	10	9	6	-	32
Miami Dolphins	0	7	7	7	-	21

DET - M.Roberts 15 yd. pass from M.Stafford (M.Prater kick) (6-64, 3:36)

DET - M.Prater 29 yd. Field Goal (6-85, 2:38)

MIA - K.Stills 5 yd. pass from B.Osweiler (J.Sanders kick) (11-77, 5:01)

DET - L.Blount 2 yd. run (M.Prater kick) (12-75, 6:31)

DET - M.Prater 28 yd. Field Goal (12-65, 6:28)

MIA - K.Drake 54 yd. run (J.Sanders kick) (5-75, 1:26)

DET - M.Roberts 4 yd. pass from M.Stafford (run failed) (6-75, 3:50)

DET - M.Prater 35 yd. Field Goal (7-63, 3:59)

MIA - D.Amendola 24 yd. pass from B.Osweiler (J.Sanders kick) (10-75, 4:04)

DET - M.Prater 50 yd. Field Goal (8-44, 4:05)

TEAM STATISTICS	LIONS	DOLPHINS
First Downs	24	19
Total Net Yards	457	322
Rushes/Net Yards	35/248	19/107
Net Passing	209	215
Pass Attempts/Completions	22/18	31/22
Had Intercepted	0	0
Sacked/Yards Lost	1/8	4/24
Punts/Average	1/61.0	4/45.5
Penalties/Yards	6/43	4/50
Fumbles/Lost	2/0	0/0
Possession Time	33:39	26:21

RUSHING

DET - K. Johnson 19-158; L. Blount 10-50, TD; G. Tate 1-30; M. Stafford 4-9; A. Abdullah 1-1

MIA - K. Drake 6-72, TD; F. Gore 10-29; A. Wilson 2-4; B. Osweiler 1-2

RECEIVING

DET - M. Roberts 3-48, 2 TDs; K. Golladay 2-37; G. Tate 4-36; M. Jones Jr. 3-29; T. Jones 1-26; K. Johnson 2-21; A. Abdullah 1-12; L. Willson 2-8

MIA - D. Amendola 6-84, TD; M. Gesicki 3-44; A. Wilson 3-32; J. Grant 2-32; N. O'Leary 2-23; K. Drake 4-15; K. Stills 1-5, TD; F. Gore 1-4

PASSING

DET - M. Stafford 22-18-217, 2 TDs, 0 INT

MIA - B. Osweiler 31-22-239, 2 TDs, 0 INT

INTERCEPTIONS

DET - None

MIA - None

SACKS

DET - R. Jean Francois 2.0; J. Davis 1.0; R. Okwara 1.0

MIA - A. Branch 1.0

FIELD GOALS

DET - M. Prater(28) (29) (35) (50)

MIA - J. Sanders46WL





GAME 8
Seahawks 28, Lions 14
October 28, 2018 • Ford Field • 65,237



Seattle Seahawks 0 21 0 7 - 28
Detroit Lions 7 0 0 7 - 14

DET - M.Jones 39 yd. pass from M.Stafford (M.Prater kick) (13-91, 6:53)
SEA - T.Lockett 24 yd. pass from R.Wilson (S.Janikowski kick) (7-75, 3:00)
SEA - D.Moore 15 yd. pass from R.Wilson (S.Janikowski kick) (3-34, 1:22)
SEA - E.Dickson 12 yd. pass from R.Wilson (S.Janikowski kick) (12-80, 7:16)
SEA - C.Carson 7 yd. run (S.Janikowski kick) (7-75, 3:53)
DET - M.Jones 19 yd. pass from M.Stafford (M.Prater kick) (10-85, 3:43)

TEAM STATISTICS	SEAHAWKS	LIONS
First Downs	20	21
Total Net Yards	413	331
Rushes/Net Yards	42/176	13/34
Net Passing	237	297
Pass Attempts/Completions	17/14	40/27
Had Intercepted	0	1
Sacked/Yards Lost	2/11	3/13
Punts/Average	4/49.5	4/45.3
Penalties/Yards	7/111	4/32
Fumbles/Lost	0/0	2/2
Possession Time	34:55	25:05

RUSHING

DET - K. Johnson 8-22; M. Stafford 1-6; L. Blount 3-3; G. Tate 1-3
SEA - C. Carson 25-105, TD; M. Davis 10-33; R. Wilson 2-15; T. Lockett 2-13; M. Dickson 1-9; T. Madden 2-1

RECEIVING

DET - M. Jones Jr. 7-117, 2 TDs; K. Johnson 6-69; G. Tate 7-50; L. Blount 1-23; L. Willson 3-21; K. Golladay 1-12; L. Toilolo 1-12; A. Abdullah 1-6
SEA - D. Moore 4-97, TD; E. Dickson 2-54, TD; T. Lockett 2-34, TD; D. Baldwin 2-26; C. Carson 2-19; N. Vannett 1-16; M. Davis 1-2

PASSING

DET - M. Stafford 40-27-310, 2 TDs, 1 INT
SEA - R. Wilson 17-14-248, 3 TDs, 0 INT

INTERCEPTIONS

DET - None
SEA - J. Coleman 1

SACKS

DET - D. Harrison Sr. 1.0; R. Okwara 1.0
SEA - F. Clark 1.0; S. Stephen 1.0

FIELD GOALS

DET - None
SEA - None





GAME 9 Vikings 24, Lions 9

November 4, 2018 • U.S. Bank Stadium • 66,825



Detroit Lions 0 6 0 3 - 9
Minnesota Vikings 7 10 0 7 - 24

MIN - L.Murray 1 yd. run (D.Bailey kick) (9-65, 5:07)
DET - M.Prater 35 yd. Field Goal (14-48, 8:16)
DET - M.Prater 35 yd. Field Goal (10-28, 5:44)
MIN - A.Thielen 2 yd. pass from K.Cousins (D.Bailey kick) (3-75, 1:25)
MIN - D.Bailey 39 yd. Field Goal (5-31, 0:35)
MIN - D.Hunter 32 yd. fumble return (D.Bailey kick)
DET - M.Prater 37 yd. Field Goal (17-69, 5:46)

TEAM STATISTICS	LIONS	VIKINGS
First Downs	18	17
Total Net Yards	209	283
Rushes/Net Yards	24/66	23/128
Net Passing	143	155
Pass Attempts/Completions	36/25	22/18
Had Intercepted	0	1
Sacked/Yards Lost	10/56	1/9
Punts/Average	5/44.4	4/40.8
Penalties/Yards	8/66	3/15
Fumbles/Lost	1/1	1/1
Possession Time	36:45	23:15

RUSHING

DET - K. Johnson 12-37; L. Blount 5-8; K. Golladay 1-8; T. Willson 1-7; M. Stafford 5-6
MIN - D. Cook 10-89; L. Murray 10-31, TD; A. Thielen 1-5; K. Cousins 2-3

RECEIVING

DET - M. Jones Jr. 6-66; K. Golladay 3-46; T. Riddick 7-36; L. Willson 2-17; T. Jones 2-13; M. Roberts 1-12; K. Johnson 3-7; L. Blount 1-2
MIN - L. Treadwell 2-37; K. Rudolph 2-28; A. Thielen 4-22, TD; C. Beebe 3-21; D. Cook 4-20; A. Robinson 2-20; L. Murray 1-16

PASSING

DET - M. Stafford 36-25-199, 0 TDs, 0 INT
MIN - K. Cousins 22-18-164, TD, 1 INT

INTERCEPTIONS

DET - D. Slay 1
MIN - None

SACKS

DET - E. Ansah 1.0
MIN - D. Hunter 3.5; T. Johnson 2.5; E. Griffen 1.5; M. Alexander 1.0; S. Weatherly 1.0; S. Richardson 0.5

FIELD GOALS

DET - M. Prater(35) (35) (37)
MIN - D. Bailey(39)





GAME 10

Bears 34, Lions 22

November 11, 2018 • Soldier Field • 61,393



Detroit Lions	0	7	3	12	-	22
Chicago Bears	13	13	8	0	-	34

- CHI** – T.Cohen 3 yd. run (kick failed, hru) (8-75, 3:38)
CHI – A.Robinson II 36 yd. pass from M.Trubisky (C.Parkey kick) (8-91, 4:36)
CHI – A.Miller 45 yd. pass from M.Trubisky (kick failed, hlu) (4-71, 1:56)
CHI – M.Trubisky 4 yd. run (C.Parkey kick) (4-18, 1:38)
DET – K.Johnson 1 yd. run (M.Prater kick) (14-75, 7:09)
DET – M.Prater 52 yd. Field Goal (5-36, 1:37)
CHI – A.Robinson II 26 yd. pass from M.Trubisky (M.Trubisky-T.Burton pass) (2-50, 0:54)
DET – K.Golladay 5 yd. pass from M.Stafford (pass failed) (5-50, 2:00)
DET – K.Johnson 13 yd. pass from M.Stafford (pass failed) (5-38, 1:09)

TEAM STATISTICS	LIONS	BEARS
First Downs	24	20
Total Net Yards	305	402
Rushes/Net Yards	24/76	22/54
Net Passing	229	348
Pass Attempts/Completions	42/25	30/23
Had Intercepted	2	0
Sacked/Yards Lost	6/45	1/7
Punts/Average	4/39.0	3/48.0
Penalties/Yards	6/41	6/46
Fumbles/Lost	3/1	0/0
Possession Time	32:00	28:00

RUSHING

- DET** – K. Johnson 14-51, TD; Z. Zenner 1-12; M. Stafford 2-9; L. Blount 6-4; N. Bellore 1-(0)
CHI – J. Howard 11-21; M. Trubisky 3-18, TD; T. Cohen 7-15, TD; T. Mizzell Sr. 1-(0)

RECEIVING

- DET** – K. Golladay 6-78, TD; T. Riddick 6-60; M. Jones Jr. 3-55; K. Johnson 6-38, TD; L. Toilolo 1-16; T. Jones 1-12; M. Roberts 1-9; B. Powell 1-6
CHI – A. Robinson II 6-133, 2 TDs; A. Miller 5-122, TD; T. Burton 4-40; T. Cohen 6-29; B. Braunecker 1-20; J. Howard 1-11

PASSING

- DET** – M. Stafford 42-25-274, 2 TDs, 2 INT
CHI – M. Trubisky 30-23-355, 3 TDs, 0 INT

INTERCEPTIONS

- DET** – None
CHI – P. Amukamara 1; B. Callahan 1

SACKS

- DET** – D. Hand 1.0
CHI – K. Mack 2.0; B. Callahan 1.0; L. Floyd 1.0; B. Nichols 1.0; R. Smith 1.0

FIELD GOALS

- DET** – M. Prater(52)
CHI – C. Parkey41RU 34RU





GAME 11
Lions 20, Panthers 19
November 18, 2018 • Ford Field • 61,999



Carolina Panthers	7	0	0	12	-	19
Detroit Lions	7	3	3	7	-	20

- CAR** – G.Olsen 1 yd. pass from C.Newton (G.Gano kick) (10-90, 5:33)
DET – K.Johnson 8 yd. run (M.Prater kick) (12-72, 6:51)
DET – M.Prater 54 yd. Field Goal (10-48, 3:36)
DET – M.Prater 32 yd. Field Goal (11-62, 5:24)
CAR – C.Samuel 12 yd. pass from C.Newton (kick failed, wl) (10-92, 4:33)
DET – K.Golladay 19 yd. pass from M.Stafford (M.Prater kick) (9-75, 4:10)
CAR – D.Moore 8 yd. pass from C.Newton (pass failed) (6-75, 1:37)

TEAM STATISTICS	PANTHERS	LIONS
First Downs	20	20
Total Net Yards	387	309
Rushes/Net Yards	16/56	26/94
Net Passing	331	215
Pass Attempts/Completions	38/25	37/23
Had Intercepted	1	0
Sacked/Yards Lost	3/26	1/5
Punts/Average	5/44.4	6/46.8
Penalties/Yards	2/15	1/5
Fumbles/Lost	0/0	0/0
Possession Time	28:20	31:40

RUSHING

- DET** – K. Johnson 15-87, TD; M. Stafford 3-6; L. Blount 7-1; T. Riddick 1-(0)
CAR – C. McCaffrey 13-53; C. Newton 2-2; C. Artis-Payne 1-1

RECEIVING

- DET** – K. Golladay 8-113, TD; B. Ellington 6-52; T. Riddick 5-30; L. Toilolo 1-13; K. Johnson 2-10; T. Jones 1-2
CAR – D. Moore 7-157, TD; C. McCaffrey 6-57; C. Samuel 5-55, TD; J. Wright 3-40; D. Funchess 2-39; G. Olsen 2-9, TD

PASSING

- DET** – M. Stafford 37-23-220, TD, 0 INT
CAR – C. Newton 37-25-357, 3 TDs, 1 INT; T. Heinicke 1-0-(0), 0 TDs, 0 INT

INTERCEPTIONS

- DET** – T. Walker 1
CAR – None

SACKS

- DET** – E. Ansah 1.0; J. Davis 1.0; D. Kennard 1.0
CAR – J. Peppers 1.0

FIELD GOALS

- DET** – M. Prater(54) (32)
CAR – G. Gano34LU





GAME 12 Bears 23, Lions 16

November 22, 2018 • Ford Field • 65,684



Chicago Bears	0	9	0	14	-	23
Detroit Lions	0	7	6	3	-	16

- DET** – L.Blount 4 yd. run (M.Prater kick) (9-40, 5:40)
CHI – C.Parkey 40 yd. Field Goal (11-53, 5:05)
CHI – T.Mizzell 10 yd. pass from C.Daniel (pass failed) (5-65, 1:30)
DET – L.Blount 4 yd. run (pass failed) (6-80, 3:00)
CHI – T.Cohen 14 yd. pass from C.Daniel (C.Parkey kick) (8-82, 2:55)
DET – M.Prater 20 yd. Field Goal (11-73, 5:56)
CHI – E.Jackson 41 yd. interception return (C.Parkey kick)

TEAM STATISTICS	BEARS	LIONS
First Downs	19	17
Total Net Yards	264	333
Rushes/Net Yards	15/38	24/111
Net Passing	226	222
Pass Attempts/Completions	38/28	38/28
Had Intercepted	0	2
Sacked/Yards Lost	4/12	2/14
Punts/Average	5/47.0	5/45.4
Penalties/Yards	3/20	5/54
Fumbles/Lost	1/1	0/0
Possession Time	27:14	32:46

RUSHING

- DET** – L. Blount 19-88, 2 TDs; T. Riddick 2-12; Z. Zenner 2-9; B. Ellington 1-2
CHI – T. Cohen 3-14; J. Howard 7-13; T. Mizzell Sr. 1-7; C. Daniel 4-4

RECEIVING

- DET** – K. Golladay 5-90; T. Riddick 7-48; B. Ellington 6-28; M. Roberts 3-16; L. Blount 1-15; T. Jones 1-15; N. Bellore 2-12; A. Jones 1-4; L. Willson 1-4; Z. Zenner 1-4
CHI – T. Gabriel 7-49; T. Cohen 7-45, TD; A. Miller 3-41; A. Robinson II 2-37; T. Burton 4-28; T. Mizzell Sr. 2-21, TD; C. Daniel 1-8; J. Bellamy 1-7; J. Howard 1-2

PASSING

- DET** – M. Stafford 38-28-236, 0 TDs, 2 INT
CHI – C. Daniel 37-27-230, 2 TDs, 0 INT; A. Miller 1-1-8, 0 TDs, 0 INT

INTERCEPTIONS

- DET** – None
CHI – K. Fuller 1; E. Jackson 1

SACKS

- DET** – D. Harrison Sr. 1.5; E. Ansah 1.0; G. Quin 1.0; R. Okwara 0.5
CHI – D. Bush 1.0; R. Smith 1.0

FIELD GOALS

- DET** – M. Prater(20)
CHI – C. Parkey(40)





GAME 13
Rams 30, Lions 16
December 2, 2018 • Ford Field • 60,974



Los Angeles Rams 3 10 3 14 - 30
Detroit Lions 0 3 10 3 - 16

LAR - G.Zuerlein 24 yd. Field Goal (10-74, 4:40)
DET - M.Prater 28 yd. Field Goal (10-65, 5:53)
LAR - R.Woods 8 yd. pass from J.Goff (G.Zuerlein kick) (12-71, 6:09)
LAR - G.Zuerlein 47 yd. Field Goal (6-39, 0:50)
DET - M.Prater 29 yd. Field Goal (9-36, 5:25)
LAR - G.Zuerlein 48 yd. Field Goal (4-8, 2:10)
DET - T.Decker 11 yd. pass from M.Stafford (M.Prater kick) (6-75, 2:44)
LAR - T.Gurley 13 yd. run (G.Zuerlein kick) (3-24, 1:20)
DET - M.Prater 35 yd. Field Goal (8-58, 3:59)
LAR - T.Gurley 2 yd. run (G.Zuerlein kick) (5-45, 1:00)

TEAM STATISTICS	RAMS	LIONS
First Downs	24	23
Total Net Yards	344	310
Rushes/Net Yards	29/149	26/102
Net Passing	195	208
Pass Attempts/Completions	33/17	34/20
Had Intercepted	1	1
Sacked/Yards Lost	2/12	4/37
Punts/Average	3/50.3	6/47.7
Penalties/Yards	7/105	8/54
Fumbles/Lost	1/1	1/1
Possession Time	28:16	31:44

RUSHING

DET - L. Blount 16-61; T. Riddick 8-32; Z. Zenner 1-7; M. Stafford 1-2
LAR - T. Gurley II 23-132, 2 TDs; R. Woods 2-11; M. Brown 2-8; J. Goff 2-(-2)

RECEIVING

DET - L. Toilolo 4-90; K. Golladay 3-50; B. Ellington 7-35; T. Riddick 3-26; T. Jones 1-25; T. Decker 1-11, TD; L. Willson 1-8
LAR - R. Woods 5-67, TD; B. Cooks 4-62; T. Gurley II 3-33; T. Higbee 2-19; J. Reynolds 2-19; G. Everett 1-7

PASSING

DET - M. Stafford 33-20-245, TD, 1 INT; B. Ellington 1-0-(0), 0 TDs, 0 INT
LAR - J. Goff 33-17-207, TD, 1 INT

INTERCEPTIONS

DET - Q. Diggs 1
LAR - T. Hill 1

SACKS

DET - E. Harold 1.0; D. Harrison Sr. 1.0
LAR - A. Donald 2.0; D. Fowler Jr. 1.0; C. Littleton 1.0

FIELD GOALS

DET - M. Prater(28) (29) (35)
LAR - G. Zuerlein(24) (47) (48)





GAME 14 Lions 17, Cardinals 3

December 9, 2018 • State Farm Stadium • 62,014



Detroit Lions	0	3	7	7	-	17
Arizona Cardinals	0	0	0	3	-	3

DET – M.Prater 47 yd. Field Goal (13-55, 7:56)

DET – D.Slay 67 yd. interception return (M.Prater kick)

ARI – Z.Gonzalez 22 yd. Field Goal (9-62, 5:17)

DET – Z.Zenner 1 yd. run (M.Prater kick) (7-75, 4:09)

TEAM STATISTICS	LIONS	CARDINALS
First Downs	16	22
Total Net Yards	218	279
Rushes/Net Yards	31/122	21/61
Net Passing	96	218
Pass Attempts/Completions	23/15	41/26
Had Intercepted	0	1
Sacked/Yards Lost	1/5	3/22
Punts/Average	7/45.3	6/49.8
Penalties/Yards	7/68	8/83
Fumbles/Lost	2/1	2/0
Possession Time	28:16	31:44

RUSHING

DET – Z. Zenner 12-54, TD; L. Blount 12-33; T. Riddick 6-28; M. Stafford 1-7

ARI – D. Johnson 15-49; C. Edmonds 3-14; J. Rosen 2-3; J. Nelson 1-(-5)

RECEIVING

DET – T. Riddick 4-30; L. Toilolo 2-26; L. Blount 2-18; B. Ellington 4-17; K. Golladay 2-5; A. Jones 1-5

ARI – T. Sherfield 5-77; L. Fitzgerald 5-55; J. Nelson 3-43; R. Seals-Jones 3-31; J. Tolliver 2-22; D. Johnson 8-12

PASSING

DET – M. Stafford 23-15-101, 0 TDs, 0 INT

ARI – J. Rosen 41-26-240, 0 TDs, 1 INT

INTERCEPTIONS

DET – D. Slay 1

ARI – None

SACKS

DET – J. Davis 1.0; R. Okwara 1.0; A. Robinson 1.0

ARI – C. Malveaux 1.0

FIELD GOALS

DET – M. Prater(47)

ARI – Z. Gonzalez54LU (22)





GAME 15 Bills 14, Lions 13

December 16, 2018 • New Era Field • 59,110



Detroit Lions 0 13 0 0 - 13
Buffalo Bills 0 7 0 7 - 14

DET - A.Jones 4 yd. pass from M.Stafford (pass failed) (9-75, 4:26)
BUF - J.Allen 3 yd. run (S.Hauschka kick) (5-87, 2:50)
DET - Z.Zenner 1 yd. run (M.Prater kick) (9-77, 4:09)
BUF - R.Foster 42 yd. pass from J.Allen (S.Hauschka kick) (2-61, 1:17)

TEAM STATISTICS	LIONS	BILLS
First Downs	14	20
Total Net Yards	313	312
Rushes/Net Yards	26/105	37/117
Net Passing	208	195
Pass Attempts/Completions	29/22	26/13
Had Intercepted	0	0
Sacked/Yards Lost	0/0	1/9
Punts/Average	7/45.3	6/40.8
Penalties/Yards	4/81	3/20
Fumbles/Lost	0/0	1/0
Possession Time	28:54	31:06

RUSHING

DET - T. Riddick 8-47; Z. Zenner 10-45, TD; L. Blount 7-9; B. Powell 1-4
BUF - K. Ford 14-46; M. Murphy 11-35; J. Allen 9-16, TD; P. DiMarco 1-9; R. McCloud III 1-7; I. McKenzie 1-4

RECEIVING

DET - K. Golladay 7-146; L. Toilolo 4-28; B. Powell 3-11; A. Jones 2-9, TD; T. Riddick 2-9; T. Jones 1-5; Z. Zenner 3-[0]
BUF - R. Foster 4-108, TD; I. McKenzie 6-53; J. Croom 1-25; Z. Jones 1-11; K. Ford 1-7

PASSING

DET - M. Stafford 29-22-208, TD, 0 INT
BUF - J. Allen 26-13-204, TD, 0 INT

INTERCEPTIONS

DET - None
BUF - None

SACKS

DET - D. Kennard 1.0
BUF - None

FIELD GOALS

DET - M. Prater 48WR
BUF - None





GAME 16
Vikings 27, Lions 9
December 23, 2018 • Ford Field • 61,641



Minnesota Vikings 0 14 3 10 - 27
Detroit Lions 3 6 0 0 - 9

DET - M.Prater 47 yd. Field Goal (5-28, 2:40)
DET - M.Prater 35 yd. Field Goal (9-21, 4:11)
DET - M.Prater 48 yd. Field Goal (8-36, 4:17)
MIN - S.Diggs 8 yd. pass from K.Cousins (D.Bailey kick)
(8-69, 2:33)
MIN - K.Rudolph 44 yd. pass from K.Cousins (D.Bailey kick)
(5-70, 0:36)
MIN - D.Bailey 24 yd. Field Goal (11-69, 6:06)
MIN - K.Rudolph 4 yd. pass from K.Cousins (D.Bailey kick)
(9-53, 5:38)
MIN - D.Bailey 29 yd. Field Goal (4-1, 2:15)

TEAM STATISTICS	VIKINGS	LIONS
First Downs	16	17
Total Net Yards	340	223
Rushes/Net Yards	28/100	23/86
Net Passing	240	137
Pass Attempts/Completions	28/21	43/23
Had Intercepted	0	0
Sacked/Yards Lost	2/13	3/24
Punts/Average	6/48.0	6/41.5
Penalties/Yards	11/78	7/55
Fumbles/Lost	0/0	1/0
Possession Time	28:32	31:28

RUSHING

DET - Z. Zenner 8-45; L. Blount 11-29; M. Cassel 1-14; T. Riddick 3-(-2)
MIN - D. Cook 16-73; L. Murray 9-22; A. Thielen 1-3; K. Cousins 1-1; C. Ham 1-1

RECEIVING

DET - K. Golladay 6-58; T. Jones 6-42; Z. Zenner 2-22; L. Toilolo 1-16; A. Jones 1-12; B. Powell 1-9; T. Riddick 4-7; L. Blount 2-(-5)
MIN - K. Rudolph 9-122, 2 TDs; A. Thielen 5-80; D. Cook 3-35; S. Diggs 2-10, TD; L. Murray 2-6

PASSING

DET - M. Stafford 32-18-116, 0 TDs, 0 INT; M. Cassel 11-5-45, 0 TDs, 0 INT
MIN - K. Cousins 28-21-253, 3 TDs, 0 INT

INTERCEPTIONS

DET - None
MIN - None

SACKS

DET - N. Lawson 1.0; R. Okwara 1.0
MIN - K. Brothers 1.0; E. Griffen 1.0; E. Wilson 1.0

FIELD GOALS

DET - M. Prater(47) (35) (48)
MIN - D. Bailey(24) (29)





GAME 17 Lions 31, Packers 0

December 30, 2018 • Lambeau Field • 77,341



Detroit Lions 7 14 3 7 - 31
Green Bay Packers 0 0 0 0 - 0

- DET** - T.Jones 5 yd. pass from M.Stafford (M.Prater kick) (12-56, 5:08)
DET - L.Toilolo 8 yd. pass from M.Prater (M.Prater kick) (11-78, 5:57)
DET - Z.Zenner 13 yd. run (M.Prater kick) (13-86, 5:31)
DET - M.Prater 43 yd. Field Goal (8-43, 3:53)
DET - T.Jones 23 yd. pass from M.Stafford (M.Prater kick) (5-70, 2:46)

TEAM STATISTICS	LIONS	PACKERS
First Downs	25	9
Total Net Yards	402	175
Rushes/Net Yards	38/130	13/46
Net Passing	272	129
Pass Attempts/Completions	33/21	40/19
Had Intercepted	0	1
Sacked/Yards Lost	1/2	3/29
Punts/Average	4/40.3	7/45.3
Penalties/Yards	3/34	5/38
Fumbles/Lost	0/0	0/0
Possession Time	36:54	23:06

RUSHING

- DET** - Z. Zenner 21-93, TD; T. Riddick 4-24; L. Blount 11-15; M. Stafford 2-(-2)
GB - D. Kizer 4-40; J. Williams 8-4; K. Bibbs 1-2

RECEIVING

- DET** - B. Powell 6-103; A. Jones 6-50; L. Toilolo 4-43, TD; T. Jones 3-40, 2 TDs; Z. Zenner 1-30; N. Bellore 1-8
GB - M. Valdes-Scantling 3-43; R. Cobb 1-27; J. Graham 3-21; J. Kumerow 3-19; J. Williams 3-16; K. Bibbs 3-13; A. Lazard 1-7; R. Tonyan 1-7; J. Moore 1-5

PASSING

- DET** - M. Stafford 32-20-266, 2 TDs, 0 INT; M. Prater 1-1-8, TD, 0 INT
GB - D. Kizer 35-16-132, 0 TDs, 1 INT; A. Rodgers 5-3-26, 0 TDs, 0 INT

INTERCEPTIONS

- DET** - Q. Diggs 1
GB - None

SACKS

- DET** - J. Davis 1.0; K. Hyder Jr. 1.0; T. Wilson 1.0
GB - K. Fackrell 1.0

FIELD GOALS

- DET** - M. Prater(43)
GB - None





DRIVE CHARTS

2018 REGULAR SEASON

WEEK 1: LIONS 17, JETS 48

SEPTEMBER 10, 2018

LIONS													JETS												
#	RECD	LOST	POSS	OBTAINED	BEGAN	PLAYS	YDS	PEN	NET	1ST	ENDED	GIVEN UP	#	RECD	LOST	POSS	OBTAINED	BEGAN	PLAYS	YDS	PEN	NET	1ST	ENDED	GIVEN UP
1	08:36	06:54	1:42	Punt	DET 10	3	-2	12	10	1	DET 20	Punt	1	15:00	14:40	0:20	Kickoff	NYJ 25	1	0	0	0	0	NYJ 25	Interception
2	04:20	04:05	0:15	Kickoff	DET 25	3	0	0	0	0	DET 25	Interception	2	14:40	08:36	6:04	Kickoff	NYJ 13	10	37	0	37	3	DET 42	Punt
3	14:57	11:58	2:59	Kickoff	DET 25	6	47	0	47	2	NYJ 28	Interception	3	06:54	04:20	2:34	Punt	DET 32	5	32	0	32	3	DET 6	Touchdown
4	11:58	09:24	2:34	Fumble	NYJ 33	4	1	-5	-4	0	NYJ 37	Missed FG	4	04:05	14:57	4:08	Interception	DET 49	8	32	0	32	2	DET 17	Field Goal
5	06:20	03:13	2:07	Punt	DET 6	5	14	0	14	1	DET 20	Punt	5	09:24	05:20	4:04	Missed FG	NYJ 45	6	15	0	15	1	DET 40	Punt
6	01:51	00:11	1:40	Kickoff	DET 25	10	60	12	72	5	NYJ 9	Field Goal	6	03:13	01:51	1:22	Punt	DET 49	3	54	-5	49	1	DET 41	Touchdown
7	15:00	13:10	1:50	Kickoff	DET 25	4	80	-5	75	3	NYJ 24	Touchdown	7	00:11	00:00	0:11	Kickoff	NYJ 25	1	-1	0	-1	0	NYJ 25	End Half
8	09:36	08:07	1:29	Kickoff	DET 25	3	9	0	9	0	DET 34	Interception	8	13:10	09:36	3:34	Kickoff	NYJ 25	6	70	5	75	5	DET 21	Touchdown
9	08:07	07:00	1:07	Kickoff	DET 25	3	1	0	1	0	DET 26	Punt	9	06:47	05:15	1:32	Interception	DET 18	4	4	0	4	0	DET 14	Field Goal
10	07:00	06:47	0:13	Kickoff	DET 25	2	0	0	0	0	DET 25	Interception	10	04:47	00:54	0:52	Missed FG	NYJ 34	2	66	0	66	1	NYJ 38	Touchdown
11	05:15	01:46	3:29	Kickoff	DET 25	7	44	5	49	3	NYJ 26	Missed FG	11	10:47	09:15	2:32	Downs	NYJ 9	3	9	0	9	0	NYJ 17	Punt
12	00:54	10:47	5:07	Kickoff	DET 25	13	66	0	66	4	NYJ 9	Downs	12	06:31	00:37	5:54	Interception	DET 40	12	32	-5	27	2	DET 12	Downs
13	06:15	06:31	1:44	Punt	DET 45	6	20	0	20	1	NYJ 35	Interception													
14	00:37	00:00	0:37	Downs	DET 13	1	-1	0	-1	0	DET 13	End Game													

WEEK 2: LIONS 27, 49ERS 30

SEPTEMBER 16, 2018

LIONS													49ERS												
#	RECD	LOST	POSS	OBTAINED	BEGAN	PLAYS	YDS	PEN	NET	1ST	ENDED	GIVEN UP	#	RECD	LOST	POSS	OBTAINED	BEGAN	PLAYS	YDS	PEN	NET	1ST	ENDED	GIVEN UP
1	15:00	10:52	4:08	Kickoff	DET 24	6	23	5	28	2	SF 48	Punt	1	10:52	06:18	4:34	Punt	SF 10	8	53	10	63	4	DET 27	Field Goal
2	06:18	02:45	3:33	Kickoff	DET 31	7	69	0	69	4	SF 30	Touchdown	2	02:45	12:07	5:38	Kickoff	SF 12	13	83	5	88	7	DET 4	Touchdown
3	12:07	10:28	1:39	Kickoff	DET 25	3	7	0	7	0	DET 32	Punt	3	10:28	08:06	2:22	Punt	SF 15	4	22	0	22	1	SF 37	Punt
4	08:06	06:30	1:36	Punt	DET 19	3	-3	0	-3	0	DET 26	Fumble	4	06:30	04:55	1:35	Fumble	DET 16	4	-8	0	-8	0	DET 24	Field Goal
5	04:55	01:53	3:02	Kickoff	DET 25	5	20	0	20	1	DET 45	Punt	5	01:53	00:49	1:04	Punt	SF 13	3	-9	0	-9	0	SF 4	Punt
6	00:49	00:03	0:46	Punt	DET 34	9	42	15	57	3	SF 9	Field Goal	6	00:03	00:00	0:03	Kickoff		0	0	0	0	0		End Half
7	13:17	08:46	4:31	Kickoff	DET 48	8	47	-20	27	2	SF 25	Field Goal	7	15:00	13:17	1:43	Kickoff	DET 26	4	26	0	26	2	DET 11	Touchdown
8	05:47	02:05	3:42	Punt	DET 14	7	39	0	39	2	SF 47	Punt	8	08:46	05:47	2:59	Kickoff	SF 22	7	33	0	33	2	DET 45	Punt
9	00:52	14:43	1:09	Kickoff	DET 21	3	2	0	2	0	DET 23	Punt	9	02:05	00:52	1:13	Punt	SF 3	3	97	0	97	3	SF 34	Touchdown
10	11:21	08:36	2:45	Kickoff	DET 20	5	90	-10	80	4	SF 5	Touchdown	10	14:43	11:21	3:22	Punt	SF 47	7	35	0	35	2	DET 18	Field Goal
11	06:08	03:27	2:41	Punt	DET 21	12	68	-11	79	6	SF 15	Touchdown	11	08:36	06:08	2:28	Kickoff	SF 25	3	-1	0	-1	0	SF 24	Punt
12	01:08	00:14	0:54	Punt	DET 16	7	23	0	23	1	DET 39	Downs	12	03:27	01:08	2:19	Kickoff	SF 22	6	13	5	18	2	SF 40	Punt

WEEK 3: LIONS 26, PATRIOTS 10

SEPTEMBER 23, 2018

LIONS													PATRIOTS												
#	RECD	LOST	POSS	OBTAINED	BEGAN	PLAYS	YDS	PEN	NET	1ST	ENDED	GIVEN UP	#	RECD	LOST	POSS	OBTAINED	BEGAN	PLAYS	YDS	PEN	NET	1ST	ENDED	GIVEN UP
1	13:32	05:55	7:37	Punt	DET 14	12	65	0	65	4	NE 21	Field Goal	1	15:00	13:32	1:28	Kickoff	NE 42	3	6	0	6	0	NE 48	Punt
2	04:53	14:32	5:41	Punt	DET 40	9	70	-10	60	5	NE 4	Touchdown	2	05:55	04:53	1:02	Kickoff	NE 25	3	-1	0	-1	0	NE 24	Punt
3	12:26	04:58	7:28	Punt	DET 22	14	61	10	71	5	NE 7	Field Goal	3	14:32	12:26	1:46	Kickoff	NE 25	3	8	0	8	0	NE 33	Punt
4	00:40	00:00	0:40	Kickoff	DET 25	5	35	0	35	3	DET 49	End Half	4	04:58	00:40	4:18	Kickoff	NE 25	11	57	0	57	3	DET 18	Field Goal
5	15:00	13:34	1:26	Kickoff	DET 25	3	6	0	6	0	DET 31	Interception	5	13:34	10:03	3:31	Interception	NE 48	7	47	5	52	4	DET 10	Touchdown
6	10:03	03:45	6:18	Kickoff	DET 25	10	75	0	75	4	NE 33	Touchdown	6	03:45	01:58	1:47	Kickoff	NE 29	5	16	0	16	1	NE 45	Punt
7	01:58	12:44	4:14	Punt	DET 25	8	61	0	61	3	NE 14	Field Goal	7	12:44	11:02	1:42	Kickoff	NE 21	3	9	-10	-1	0	NE 20	Punt
8	11:02	09:18	1:44	Punt	DET 20	3	4	0	4	0	DET 24	Punt	8	09:18	07:23	1:55	Punt	NE 26	4	17	0	17	1	NE 43	Interception
9	07:23	04:36	2:47	Interception	DET 19	6	36	-10	26	1	DET 45	Punt	9	04:36	03:16	1:20	Punt	NE 15	4	-2	0	-2	0	NE 13	Downs
10	03:16	01:56	1:20	Downs	NE 13	4	1	0	1	0	NE 12	Field Goal	10	01:56	00:00	1:56	Kickoff	NE 8	5	52	0	52	3	DET 44	End Game





DRIVE CHARTS

WEEK 4: LIONS 24, COWBOYS 26

SEPTEMBER 30, 2018

LIONS													★ COWBOYS												
#	RECD	LOST	POSS	OBTAINED	BEGAN	PLAYS	YDS	PEN	NET	1ST	ENDED	GIVEN UP	#	RECD	LOST	POSS	OBTAINED	BEGAN	PLAYS	YDS	PEN	NET	1ST	ENDED	GIVEN UP
1	15:00	12:44	2:16	Kickoff	DET 25	4	35	-5	30	1	DAL 45	Punt	1	12:44	10:57	1:47	Punt	DAL 20	3	8	0	8	0	DAL 28	Punt
2	10:57	06:39	4:18	Punt	DET 30	7	29	0	29	2	DAL 41	Punt	2	06:39	04:30	2:09	Punt	DAL 10	7	76	0	76	2	DET 14	Field Goal
3	04:30	00:19	4:11	Kickoff	DET 23	9	77	0	77	3	DAL 45	Touchdown	3	00:19	11:01	4:18	Kickoff	DAL 25	12	50	0	50	3	DET 25	Field Goal
4	11:01	02:50	1:11	Kickoff	DET 25	13	78	-18	60	4	DAL 15	Field Goal	4	02:50	01:39	1:11	Kickoff	DAL 25	4	60	15	75	4	DET 38	Touchdown
5	01:39	00:04	1:35	Kickoff	DET 25	5	13	0	13	1	DET 38	Punt	5	00:04	00:00	0:04	Punt	DAL 19	1	-1	0	-1	0	DAL 19	End Half
6	09:15	07:02	2:13	Punt	DET 12	3	0	0	0	0	DET 12	Punt	6	15:00	09:15	5:45	Kickoff	DAL 25	9	22	5	27	5	DET 48	Punt
7	02:59	14:20	3:39	Kickoff	DET 25	7	75	0	75	4	DAL 8	Touchdown	7	07:02	02:59	4:03	Punt	DAL 36	8	64	0	64	4	DET 1	Touchdown
8	05:49	02:17	3:32	Kickoff	DET 25	6	75	0	75	3	DAL 38	Touchdown	8	14:20	05:49	8:31	Kickoff	DAL 11	16	80	5	85	6	DET 4	Field Goal

WEEK 5: LIONS 31, PACKERS 23

OCTOBER 7, 2018

LIONS													🐾 PACKERS												
#	RECD	LOST	POSS	OBTAINED	BEGAN	PLAYS	YDS	PEN	NET	1ST	ENDED	GIVEN UP	#	RECD	LOST	POSS	OBTAINED	BEGAN	PLAYS	YDS	PEN	NET	1ST	ENDED	GIVEN UP
1	15:00	10:34	4:26	Kickoff	DET 29	8	29	-10	19	2	DET 48	Punt	1	10:30	03:22	7:08	Kickoff	GB 12	13	49	16	65	4	DET 23	Missed FG
2	10:34	10:30	0:04	Muffed Punt	GB 1	1	1	0	1	1	GB 1	Touchdown	2	01:06	00:09	0:57	Kickoff	GB 14	3	3	0	3	0	GB 17	Fumble
3	03:22	01:06	2:16	Missed FG	DET 31	4	69	0	69	2	GB 1	Touchdown	3	14:48	11:19	3:29	Kickoff	GB 25	9	51	0	51	3	DET 24	Missed FG
4	00:09	14:48	0:21	Fumble	GB 22	4	1	0	1	0	GB 21	Field Goal	4	07:19	03:35	3:44	Punt	GB 12	9	84	-16	68	3	DET 20	Missed FG
5	11:19	07:19	4:00	Missed FG	DET 32	5	19	0	19	1	GB 49	Punt	5	01:30	00:53	0:37	Punt	GB 15	3	14	0	14	1	GB 35	Fumble
6	03:35	01:30	2:05	Missed FG	DET 28	6	19	-5	14	1	DET 42	Punt	6	00:15	00:00	0:15	Kickoff	GB 25	1	-1	0	-1	0	GB 25	End Half
7	00:53	00:15	0:38	Fumble	GB 29	4	22	7	29	3	GB 8	Touchdown	7	15:00	09:40	5:20	Kickoff	GB 25	11	75	0	75	5	DET 3	Touchdown
8	09:40	05:55	3:45	Kickoff	DET 30	9	28	5	33	2	GB 37	Missed FG	8	05:55	01:14	4:41	Missed FG	GB 45	11	55	0	55	5	DET 1	Touchdown
9	01:14	12:55	3:19	Kickoff	DET 25	8	56	19	75	5	GB 5	Touchdown	9	12:55	09:01	3:54	Kickoff	GB 25	8	75	0	75	5	DET 12	Touchdown
10	09:01	05:47	3:14	Kickoff	DET 25	3	4	-15	-11	0	DET 14	Punt	10	05:47	03:34	2:13	Punt	GB 25	7	42	-5	37	2	DET 38	Missed FG
11	03:34	01:04	2:30	Missed FG	DET 46	6	17	-10	7	1	GB 47	Punt	11	01:04	00:02	1:02	Punt	GB 3	6	74	0	74	2	DET 23	Field Goal
12	00:02	00:00	0:02	Kickoff	GB 41	1	-1	0	-1	0	GB 41	End Game													


WEEK 7: LIONS 32, DOLPHINS 21

OCTOBER 21, 2018

LIONS													🐬 DOLPHINS												
#	RECD	LOST	POSS	OBTAINED	BEGAN	PLAYS	YDS	PEN	NET	1ST	ENDED	GIVEN UP	#	RECD	LOST	POSS	OBTAINED	BEGAN	PLAYS	YDS	PEN	NET	1ST	ENDED	GIVEN UP
1	12:48	09:12	3:36	Punt	DET 36	6	79	-15	64	4	MIA 15	Touchdown	1	15:00	12:48	2:12	Kickoff	MIA 25	3	-1	0	-1	0	MIA 24	Punt
2	05:18	03:34	1:44	Punt	DET 11	3	8	0	8	0	DET 19	Punt	2	09:12	05:18	3:54	Kickoff	MIA 25	6	19	0	19	1	MIA 44	Punt
3	00:12	12:34	2:38	Punt	DET 4	6	85	0	85	1	MIA 11	Field Goal	3	03:34	00:12	3:22	Punt	MIA 39	4	25	-5	20	1	DET 41	Punt
4	07:33	01:02	6:31	Kickoff	DET 25	12	75	0	75	6	MIA 2	Touchdown	4	12:34	07:33	5:01	Kickoff	MIA 23	11	72	5	77	4	DET 5	Touchdown
5	15:00	08:32	6:28	Kickoff	DET 25	12	75	-10	65	4	MIA 10	Field Goal	5	01:02	00:00	1:02	Kickoff	MIA 23	2	0	0	0	0	MIA 31	End Half
6	07:06	03:16	3:50	Kickoff	DET 25	6	45	30	75	4	MIA 4	Touchdown	6	08:32	07:06	1:26	Kickoff	MIA 25	5	75	0	75	2	MIA 46	Touchdown
7	14:03	10:04	3:59	Punt	DET 20	7	63	0	63	3	MIA 17	Field Goal	7	03:16	14:03	4:13	Kickoff	MIA 17	7	18	0	18	2	MIA 35	Punt
8	06:00	01:55	4:05	Kickoff	DET 25	8	29	15	44	2	MIA 31	Field Goal	8	10:04	06:00	4:04	Kickoff	MIA 25	10	72	3	75	5	DET 24	Touchdown
9	00:48	00:00	0:48	Missed FG	DET 36	2	-2	0	-2	0	DET 35	End Game	9	01:55	00:48	1:07	Kickoff	MIA 25	7	42	5	47	4	DET 28	Missed FG

WEEK 8: LIONS 14, SEAHAWKS 28

OCTOBER 28, 2018

LIONS													 SEAHAWKS												
#	RECD	LOST	POSS	OBTAINED	BEGAN	PLAYS	YDS	PEN	NET	1ST	ENDED	GIVEN UP	#	RECD	LOST	POSS	OBTAINED	BEGAN	PLAYS	YDS	PEN	NET	1ST	ENDED	GIVEN UP
1	09:08	02:15	6:53	Punt	DET 9	13	91	0	91	5	SEA 39	Touchdown	1	15:00	09:08	5:52	Kickoff	SEA 17	8	31	-5	26	2	SEA 43	Punt
2	14:15	14:04	0:11	Kickoff		0	0	0	0	0	Fumble	2	02:15	14:15	3:00	Kickoff	SEA 25	7	75	0	75	4	DET 24	Touchdown	
3	12:42	09:44	2:58	Kickoff	DET 8	5	28	15	43	2	SEA 49	Punt	3	14:04	12:42	1:22	Fumble	DET 34	3	34	0	34	2	DET 15	Touchdown
4	02:28	01:14	1:14	Kickoff	DET 25	5	14	0	14	1	DET 39	Punt	4	09:44	02:28	7:16	Punt	SEA 20	12	100	-20	80	5	DET 12	Touchdown
5	15:00	12:23	2:37	Kickoff	DET 25	4	9	0	9	1	DET 34	Punt	5	01:14	00:00	1:14	Punt	SEA 7	2	5	0	5	0	SEA 13	End Half
6	07:36	03:16	4:20	Downs	DET 1	8	46	0	46	2	DET 47	Punt	6	12:23	07:36	4:47	Punt	SEA 26	9	73	0	73	2	DET 1	Downs
7	14:23	10:40	3:43	Kickoff	DET 15	10	70	15	85	5	SEA 19	Touchdown	7	03:16	14:23	3:53	Punt	SEA 25	7	70	5	75	4	DET 7	Touchdown
8	08:27	07:00	1:27	Punt	DET 21	4	33	0	33	2	SEA 46	Fumble	8	10:40	08:27	2:13	Kickoff	SEA 25	3	9	0	9	0	SEA 34	Punt
9	04:44	03:08	1:36	Punt	DET 9	6	31	56	87	3	SEA 4	Interception	9	07:00	04:44	2:16	Fumble	SEA 46	3	-4	0	-4	0	SEA 42	Punt
10	00:06	00:00	0:06	Punt	DET 22	1	9	0	9	0	DET 22	End Game	10	03:08	00:06	3:02	Interception	SEA 1	7	20	0	20	1	SEA 21	Punt





DRIVE CHARTS

WEEK 9: LIONS 9, VIKINGS 24

NOVEMBER 4, 2018

LIONS

#	RECD	LOST	POSS	OBTAINED	BEGAN	PLAYS	YDS	PEN	NET	1ST	ENDED	GIVEN UP
1	09:53	07:54	1:59	Kickoff	DET 25	5	16	0	16	1	DET 41	Punt
2	06:32	13:16	8:16	Punt	DET 35	14	48	0	48	5	MIN 17	Field Goal
3	10:29	04:45	5:44	Interception	MIN 44	10	28	0	28	2	MIN 16	Field Goal
4	03:20	00:39	2:41	Kickoff	DET 18	6	19	0	19	1	DET 37	Punt
5	00:04	00:00	0:04	Kickoff		0	0	0	0	0		End Half
6	15:00	12:58	2:02	Kickoff	DET 25	3	-2	0	-2	0	DET 23	Punt
7	07:42	05:03	2:39	Punt	DET 3	5	14	0	14	1	DET 17	Punt
8	03:32	00:00	3:32	Punt	DET 14	5	13	0	13	1	DET 27	Punt
9	10:13	06:57	3:16	Fumble	DET 28	6	4	0	4	1	DET 37	Fumble
10	06:57	01:11	5:46	Kickoff	DET 12	17	69	0	69	6	MIN 19	Field Goal
11	00:46	00:00	0:46	Punt	DET 1	2	0	0	0	0	DET 2	End Game

VIKINGS

#	RECD	LOST	POSS	OBTAINED	BEGAN	PLAYS	YDS	PEN	NET	1ST	ENDED	GIVEN UP
1	15:00	09:53	5:07	Kickoff	MIN 35	9	64	1	65	5	DET 1	Touchdown
2	07:54	06:32	1:22	Punt	MIN 18	3	7	0	7	0	MIN 25	Punt
3	13:16	10:29	2:47	Kickoff	MIN 25	5	24	0	24	2	MIN 49	Interception
4	04:45	03:20	1:25	Kickoff	MIN 25	3	75	0	75	2	DET 2	Touchdown
5	00:39	00:04	0:35	Punt	MIN 48	5	21	10	31	3	DET 21	Field Goal
6	12:58	07:42	5:16	Punt	MIN 29	8	33	-5	28	2	DET 43	Punt
7	05:03	03:32	1:31	Punt	MIN 41	3	7	0	7	0	MIN 48	Punt
8	15:00	10:13	4:47	Punt	MIN 21	9	41	10	51	3	DET 20	Fumble
9	01:11	00:46	0:25	Kickoff	DET 49	3	3	0	3	0	DET 46	Punt

WEEK 10: LIONS 22, BEARS 34

NOVEMBER 11, 2018

LIONS

#	RECD	LOST	POSS	OBTAINED	BEGAN	PLAYS	YDS	PEN	NET	1ST	ENDED	GIVEN UP
1	11:22	05:14	6:08	Kickoff	DET 25	10	33	5	38	3	CHI 37	Punt
2	00:38	13:20	2:18	Kickoff	DET 25	3	9	0	9	0	DET 34	Punt
3	11:24	09:52	1:32	Kickoff	DET 19	3	3	0	3	0	DET 22	Interception
4	08:14	01:05	7:09	Kickoff	DET 25	14	65	10	75	7	CHI 1	Touchdown
5	15:00	13:29	1:37	Kickoff	DET 30	5	36	0	36	1	CHI 34	Field Goal
6	11:09	10:58	0:11	Missed FG	DET 31	1	5	0	5	0	DET 31	Fumble
7	08:45	06:33	2:12	Missed FG	DET 24	5	11	-10	1	1	DET 25	Punt
8	04:47	03:44	1:03	Punt	DET 8	3	5	0	5	0	DET 13	Punt
9	02:50	12:13	5:37	Kickoff	DET 27	12	21	5	26	3	CHI 47	Interception
10	10:30	08:30	2:00	Punt		5	44	6	50	4	CHI 5	Touchdown
11	08:30	07:21	1:09	Onside Kick	CHI 39	5	39	0	39	2	CHI 13	Touchdown
12	01:04	00:00	1:04	Punt	DET 20	7	35	0	35	3	DET 43	End Game

BEARS

#	RECD	LOST	POSS	OBTAINED	BEGAN	PLAYS	YDS	PEN	NET	1ST	ENDED	GIVEN UP
1	15:00	11:22	3:38	Kickoff	CHI 25	8	75	0	75	4	DET 3	Touchdown
2	05:14	00:38	4:36	Punt	CHI 9	8	86	5	91	4	DET 36	Touchdown
3	13:20	11:24	1:56	Punt	CHI 29	4	71	0	71	2	DET 45	Touchdown
4	09:52	08:14	1:38	Interception	DET 18	4	12	6	18	3	DET 4	Touchdown
5	01:05	00:00	1:05	Kickoff	CHI 10	3	0	0	0	0	CHI 12	End Half
6	13:23	11:09	2:14	Kickoff	CHI 19	5	58	0	58	1	DET 23	Missed FG
7	10:58	08:45	2:13	Fumble	DET 21	4	5	0	5	0	DET 16	Missed FG
8	06:33	04:47	1:46	Punt	CHI 39	5	13	5	18	2	DET 43	Punt
9	03:44	02:50	0:54	Punt		2	50	0	50	2	DET 26	Touchdown
10	12:13	10:30	1:43	Interception	CHI 3	3	-2	0	-2	0	CHI 1	Punt
11	07:21	01:04	6:17	Kickoff	CHI 22	9	34	-15	19	2	CHI 41	Punt

WEEK 11: LIONS 20, PANTHERS 19

NOVEMBER 18, 2018

LIONS

#	RECD	LOST	POSS	OBTAINED	BEGAN	PLAYS	YDS	PEN	NET	1ST	ENDED	GIVEN UP
1	09:27	02:36	6:51	Kickoff	DET 28	12	72	0	72	6	CAR 8	Touchdown
2	00:25	12:46	2:39	Punt	DET 30	5	13	0	13	1	DET 43	Punt
3	09:44	07:45	1:59	Punt	DET 31	3	-4	0	-4	0	DET 27	Punt
4	04:13	00:37	3:36	Punt	DET 16	10	48	0	48	4	CAR 36	Field Goal
5	00:29	00:00	0:29	Interception	DET 47	3	0	0	0	0	DET 47	Punt
6	15:00	12:55	2:05	Kickoff	DET 25	4	32	0	32	1	CAR 43	Punt
7	09:11	03:47	5:24	Missed FG	DET 24	11	62	0	62	4	CAR 14	Field Goal
8	00:32	13:56	1:36	Punt	DET 48	4	12	-5	7	1	CAR 45	Punt
9	09:23	05:13	4:10	Kickoff	DET 25	9	75	0	75	3	CAR 19	Touchdown
10	04:28	02:44	1:44	Punt	DET 21	3	2	0	2	0	DET 23	Punt
11	01:07	00:00	1:07	Kickoff	CAR 44	2	-3	0	-3	0	CAR 46	End Game

PANTHERS

#	RECD	LOST	POSS	OBTAINED	BEGAN	PLAYS	YDS	PEN	NET	1ST	ENDED	GIVEN UP
1	15:00	09:27	5:33	Kickoff	CAR 10	10	90	0	90	5	DET 1	Touchdown
2	02:36	00:25	2:11	Kickoff	CAR 25	3	0	0	0	0	CAR 25	Punt
3	12:46	09:44	3:02	Punt	CAR 2	5	20	0	20	1	CAR 22	Punt
4	07:45	04:13	3:32	Punt	CAR 25	7	17	0	17	2	CAR 42	Punt
5	00:37	00:29	0:08	Kickoff	CAR 25	1	0	-5	-5	0	CAR 20	Interception
6	12:55	09:11	3:44	Punt	CAR 6	7	78	0	78	1	DET 16	Missed FG
7	03:47	00:32	3:15	Kickoff	CAR 13	6	13	0	13	1	CAR 26	Punt
8	13:56	09:23	4:33	Punt	CAR 8	10	92	0	92	6	DET 12	Touchdown
9	05:13	04:28	0:45	Kickoff	CAR 25	3	2	0	2	0	CAR 27	Punt
10	02:44	01:07	1:37	Punt	CAR 25	6	75	0	75	4	DET 8	Touchdown

WEEK 12: LIONS 16, BEARS 23

NOVEMBER 22, 2018

LIONS

#	RECD	LOST	POSS	OBTAINED	BEGAN	PLAYS	YDS	PEN	NET	1ST	ENDED	GIVEN UP
1	15:00	13:09	1:51	Kickoff	DET 25	3	8	0	8	0	DET 33	Punt
2	12:10	07:41	4:29	Punt	DET 18	8	35	0	35	2	CHI 47	Punt
3	03:21	02:00	1:21	Punt	DET 16	3	9	0	9	0	DET 25	Punt
4	14:43	09:03	5:40	Fumble	CHI 40	9	50	-10	40	3	CHI 4	Touchdown
5	03:58	02:10	1:48	Kickoff	DET 25	3	-5	0	-5	0	DET 20	Punt
6	00:40	00:00	0:40	Kickoff	DET 25	5	13	0	13	1	DET 45	Downs
7	09:35	06:36	2:59	Punt	DET 18	6	11	0	11	1	DET 29	Punt
8	04:35	01:35	3:00	Punt	DET 20	6	80	0	80	3	CHI 4	Touchdown
9	13:40	07:44	5:56	Kickoff	DET 25	11	73	0	73	3	CHI 2	Field Goal
10	06:09	06:00	0:09	Punt	DET 41	1	0	0	0	0	DET 41	Interception
11	06:00	01:07	4:53	Kickoff	DET 25	10	59	5	64	4	CHI 11	Interception

BEARS

#	RECD	LOST	POSS	OBTAINED	BEGAN	PLAYS	YDS	PEN	NET	1ST	ENDED	GIVEN UP
1	13:09	12:10	0:59	Punt	CHI 28	3	6	0	6	0	CHI 34	Punt
2	07:41	03:21	4:20	Punt	CHI 13	6	29	-5	24	2	CHI 37	Punt
3	02:00	14:43	2:17	Punt	CHI 37	5	8	15	23	1	DET 42	Fumble
4	09:03	03:58	5:05	Kickoff	CHI 25	11	53	0	53	3	DET 22	Field Goal
5	02:10	00:40	1:30	Punt	CHI 35	5	65	0	65	4	DET 10	Touchdown
6	15:00	09:35	5:25	Kickoff	CHI 25	9	35	0	35	3	DET 40	Punt
7	06:36	04:35	2:01	Punt	CHI 46	4	9	-10	-1	0	CHI 45	Punt
8	01:35	13:40	2:55	Kickoff	CHI 18	8	53	29	82	5	DET 14	Touchdown
9	07:44	06:09	1:35	Kickoff	CHI 25	3	-4	0	-4	0	CHI 21	Punt
10	01:07	00:00	1:07	Interception	CHI 20	4	10	0	10	1	CHI 31	End Game





DRIVE CHARTS

WEEK 13: LIONS 16, RAMS 30

DECEMBER 2, 2018

LIONS

#	RECD	LOST	POSS	OBTAINED	BEGAN	PLAYS	YDS	PEN	NET	1ST	ENDED	GIVEN UP
1	11:56	07:57	3:59	Punt	DET 4	7	29	0	29	2	DET 33	Punt
2	03:17	12:24	5:53	Kickoff	DET 25	10	65	0	65	4	LAR 10	Field Goal
3	10:07	08:37	1:30	Interception	DET 25	3	2	0	2	0	DET 27	Punt
4	02:28	01:33	0:55	Kickoff	DET 25	3	-7	0	-7	0	DET 18	Punt
5	00:43	00:10	0:33	Kickoff	DET 25	4	19	-5	14	1	DET 39	Punt
6	15:00	14:03	0:57	Kickoff	DET 25	3	3	0	3	0	DET 28	Punt
7	13:21	07:56	5:25	Fumble	LAR 47	9	51	-15	36	4	LAR 11	Field Goal
8	05:46	03:02	2:44	Kickoff	DET 25	6	75	0	75	4	LAR 11	Touchdown
9	12:44	10:12	2:32	Punt	DET 20	4	26	0	26	1	DET 46	Punt
10	09:48	08:13	1:35	Punt	DET 31	3	-7	0	-7	1	DET 42	Fumble
11	06:53	02:54	3:59	Kickoff	DET 25	8	10	48	58	2	LAR 17	Field Goal
12	01:54	00:12	1:42	Kickoff	DET 25	7	44	17	61	4	LAR 14	Interception

RAMS

#	RECD	LOST	POSS	OBTAINED	BEGAN	PLAYS	YDS	PEN	NET	1ST	ENDED	GIVEN UP
1	15:00	11:56	3:04	Kickoff	LAR 25	6	24	4	28	2	DET 47	Punt
2	07:57	03:17	4:40	Punt	LAR 20	10	74	0	74	4	DET 6	Field Goal
3	12:24	10:07	2:17	Kickoff	LAR 26	4	11	0	11	1	LAR 37	Interception
4	08:37	02:28	6:09	Punt	LAR 29	12	71	0	71	7	DET 8	Touchdown
5	01:33	00:43	0:50	Punt	LAR 32	6	39	0	39	2	DET 29	Field Goal
6	00:10	00:00	0:10	Punt	LAR 8	1	-1	0	-1	0	LAR 8	End Half
7	14:03	13:21	0:42	Punt	LAR 26	2	21	0	21	1	LAR 49	Fumble
8	07:56	05:46	2:10	Kickoff	DET 38	4	8	0	8	0	DET 30	Field Goal
9	03:02	12:44	5:18	Kickoff	LAR 21	10	29	-5	24	3	LAR 45	Punt
10	09:48	08:13	0:24	Punt	LAR 16	3	0	0	0	0	LAR 16	Punt
11	08:13	06:53	1:20	Fumble	DET 24	3	24	0	24	2	DET 13	Touchdown
12	02:54	01:54	1:00	Kickoff	DET 45	5	45	0	45	2	DET 2	Touchdown

WEEK 14: LIONS 17, CARDINALS 3

DECEMBER 9, 2018

LIONS

#	RECD	LOST	POSS	OBTAINED	BEGAN	PLAYS	YDS	PEN	NET	1ST	ENDED	GIVEN UP
1	15:00	12:03	2:57	Kickoff	DET 25	7	43	0	43	3	ARI 34	Fumble
2	10:32	08:29	2:03	Punt	DET 35	3	7	0	7	0	DET 42	Punt
3	06:24	04:21	2:03	Punt	DET 22	3	3	-10	-7	0	DET 15	Punt
4	02:31	08:35	7:56	Punt	DET 16	13	65	-10	55	4	ARI 29	Field Goal
5	05:17	04:00	1:17	Missed FG	DET 44	3	-5	0	-5	0	DET 39	Punt
6	01:48	00:30	1:18	Punt	DET 17	5	31	0	31	2	DET 48	Punt
7	11:32	07:45	3:47	Punt	DET 10	6	26	0	26	1	DET 36	Punt
8	00:52	13:31	2:21	Punt	DET 11	5	-4	5	1	1	DET 12	Punt
9	08:14	04:05	4:09	Kickoff	DET 25	7	42	33	75	5	ARI 1	Touchdown
10	01:53	01:28	0:25	Downs	DET 49	4	10	-10	0	0	DET 49	Punt

CARDINALS

#	RECD	LOST	POSS	OBTAINED	BEGAN	PLAYS	YDS	PEN	NET	1ST	ENDED	GIVEN UP
1	12:03	10:32	1:31	Fumble	ARI 30	3	-6	0	-6	0	ARI 24	Punt
2	08:29	06:24	2:05	Punt	ARI 15	4	12	0	12	1	ARI 27	Punt
3	04:21	02:31	1:50	Punt	ARI 27	5	23	0	23	1	ARI 46	Punt
4	02:31	08:35	7:56	Punt	DET 16	13	65	-10	55	4	ARI 29	Field Goal
5	05:17	04:00	1:17	Missed FG	DET 44	3	-5	0	-5	0	DET 39	Punt
6	01:48	00:30	1:18	Punt	DET 17	5	31	0	31	2	DET 48	Punt
7	11:32	07:45	3:47	Punt	DET 10	6	26	0	26	1	DET 36	Punt
8	07:45	03:03	4:42	Punt	ARI 14	8	42	0	42	3	DET 44	Interception
9	03:03	00:52	2:11	Kickoff	ARI 25	3	19	-10	9	0	ARI 34	Punt
10	13:31	08:14	5:17	Punt	ARI 34	9	64	-2	62	4	DET 4	Field Goal

WEEK 15: LIONS 13, BILLS 14

DECEMBER 16, 2018

LIONS

#	RECD	LOST	POSS	OBTAINED	BEGAN	PLAYS	YDS	PEN	NET	1ST	ENDED	GIVEN UP
1	07:19	03:55	3:24	Punt	DET 20	5	30	0	30	1	DET 45	Punt
2	00:11	10:45	4:26	Punt	DET 25	9	70	5	75	4	BUF 4	Touchdown
3	07:55	03:46	4:09	Kickoff	DET 23	9	77	0	77	3	BUF 1	Touchdown
4	02:21	00:57	1:24	Punt	DET 18	4	19	0	19	1	DET 37	Punt
5	15:00	13:05	1:55	Kickoff	DET 25	5	26	0	26	1	BUF 49	Punt
6	08:07	06:57	1:10	Punt	DET 10	3	9	0	9	0	DET 19	Punt
7	03:19	14:02	4:17	Downs	DET 13	7	32	0	32	2	DET 45	Punt
8	13:25	11:43	1:42	Punt	DET 18	3	2	0	2	0	DET 20	Punt
9	10:26	05:50	4:36	Kickoff	DET 25	8	46	0	46	2	BUF 30	Missed FG
10	04:41	02:50	1:51	Punt	DET 30	3	3	0	3	0	DET 33	Punt

BILLS

#	RECD	LOST	POSS	OBTAINED	BEGAN	PLAYS	YDS	PEN	NET	1ST	ENDED	GIVEN UP
1	15:00	07:19	7:41	Kickoff	BUF 19	12	45	0	45	4	DET 36	Punt
2	03:55	00:11	3:44	Punt	BUF 14	6	22	0	22	1	BUF 36	Punt
3	10:45	07:55	2:50	Kickoff	BUF 13	5	44	43	87	4	DET 3	Touchdown
4	03:46	02:21	1:25	Kickoff	BUF 25	4	19	0	19	1	BUF 44	Punt
5	00:57	00:00	0:57	Punt	BUF 13	4	17	0	17	1	BUF 25	End Half
6	13:05	08:07	4:58	Punt	BUF 13	9	39	0	39	3	DET 48	Punt
7	06:57	03:19	3:38	Punt	BUF 36	8	51	0	51	2	DET 13	Downs
8	14:02	13:25	0:37	Punt	BUF 20	3	0	0	0	0	BUF 20	Punt
9	11:43	10:26	1:17	Punt	BUF 39	2	43	18	61	2	DET 42	Touchdown
10	05:50	04:41	1:09	Missed FG	BUF 38	3	2	0	2	0	BUF 40	Punt

WEEK 16: LIONS 9, VIKINGS 27

DECEMBER 23, 2018

LIONS

#	RECD	LOST	POSS	OBTAINED	BEGAN	PLAYS	YDS	PEN	NET	1ST	ENDED	GIVEN UP
1	15:00	11:36	3:24	Kickoff	DET 25	6	31	0	31	1	MIN 44	Punt
2	10:10	07:30	2:40	Punt	DET 43	5	28	0	28	1	MIN 29	Field Goal
3	06:00	01:43	4:17	Punt	DET 32	9	31	0	31	3	MIN 37	Punt
4	14:50	10:39	4:11	Punt	MIN 38	9	21	0	21	2	MIN 17	Field Goal
5	08:22	04:05	4:17	Punt	DET 34	8	29	7	36	3	MIN 30	Field Goal
6	01:32	00:36	0:56	Kickoff	DET 25	4	9	5	14	1	DET 39	Punt
7	08:54	07:21	1:33	Kickoff	DET 25	3	3	0	3	0	DET 28	Punt
8	05:56	04:03	1:53	Punt	DET 13	3	2	-6	-4	0	DET 9	Punt
9	13:25	09:05	4:20	Kickoff	DET 25	8	24	0	24	2	DET 49	Punt
10	07:13	06:30	0:43	Punt	DET 11	4	-1	0	-1	0	DET 18	Downs
11	04:15	03:04	1:11	Kickoff	DET 20	4	19	-15	4	0	DET 24	Downs
12	02:03	00:00	2:03	Downs	DET 21	9	27	5	32	4	MIN 34	End Game

VIKINGS

#	RECD	LOST	POSS	OBTAINED	BEGAN	PLAYS	YDS	PEN	NET	1ST	ENDED	GIVEN UP
1	11:36	10:10	1:26	Punt	MIN 2	3	2	-1	1	0	MIN 3	Punt
2	07:30	06:00	1:30	Kickoff	MIN 25	3	6	0	6	0	MIN 31	Punt
3	01:43	14:50	1:53	Punt	MIN 13	3	-4	0	-4	0	MIN 9	Punt
4	10:39	08:22	2:17	Kickoff	MIN 22	3	1	0	1	0	MIN 23	Punt
5	04:05	01:32	2:33	Kickoff	MIN 31	8	89	-20	69	4	DET 8	Touchdown
6	00:36	00:00	0:36	Punt	MIN 30	5	80	-10	70	2	DET 44	Touchdown
7	15:00	08:54	6:06	Kickoff	MIN 25	11	69	0	69	4	DET 6	Field Goal
8	07:21	05:56	1:25	Punt	MIN 25	3	9	0	9	0	MIN 34	Punt
9	04:03	13:25	5:38	Punt	MIN 47	9	74	-21	53	5	DET 4	Touchdown
10	09:05	07:13	1:52	Punt	MIN 13	4	12	0	12	1	MIN 25	Punt
11	06:30	04:15	2:15	Downs	DET 10	4	-1	0	-1	0	DET 11	Field Goal
12	03:04	02:03	1:01	Downs	DET 24	4	3	0	3	0	DET 15	Downs





DRIVE CHARTS

WEEK 17: LIONS 31, PACKERS 0

DECEMBER 30, 2018

LIONS

PACKERS

#	RECD	LOST	POSS	OBTAINED	BEGAN	PLAYS	YDS	PEN	NET	1ST	ENDED	GIVEN UP	#	RECD	LOST	POSS	OBTAINED	BEGAN	PLAYS	YDS	PEN	NET	1ST	ENDED	GIVEN UP
1	15:00	14:01	0:59	Kickoff	DET 25	3	1	0	1	0	DET 26	Punt	1	14:01	11:59	2:02	Punt	GB 21	3	4	0	4	0	GB 25	Punt
2	11:59	09:40	2:19	Punt	DET 44	5	21	0	21	1	GB 35	Punt	2	09:40	08:06	1:34	Punt	GB 6	3	9	-3	6	0	GB 12	Punt
3	08:06	02:58	5:08	Punt	DET 44	12	65	-9	56	5	GB 5	Touchdown	3	02:58	01:33	1:25	Kickoff	GB 25	3	0	0	0	0	GB 25	Punt
4	01:33	10:36	5:57	Punt	DET 22	11	78	0	78	4	GB 8	Touchdown	4	10:36	06:37	3:59	Kickoff	GB 25	9	26	0	26	2	DET 49	Punt
5	06:37	01:06	5:31	Punt	DET 14	13	96	-10	86	6	GB 13	Touchdown	5	01:06	00:00	1:06	Kickoff	GB 22	6	28	-5	23	1	GB 45	Punt
6	11:37	08:26	3:11	Punt	DET 46	5	13	0	13	1	GB 41	Punt	6	15:00	11:37	3:23	Kickoff	GB 22	6	8	0	8	1	GB 30	Punt
7	07:01	03:08	3:53	Punt	DET 32	8	38	5	43	2	GB 25	Field Goal	7	08:26	07:01	1:25	Punt	GB 9	3	9	0	9	0	GB 18	Punt
8	15:00	13:23	1:37	Downs	DET 21	3	4	0	4	0	DET 25	Punt	8	03:08	00:00	3:08	Kickoff	GB 31	9	48	0	48	2	DET 21	Downs
9	09:39	06:53	2:46	Downs	DET 30	5	55	15	70	4	GB 23	Touchdown	9	13:23	09:39	3:44	Punt	GB 18	11	37	15	52	3	DET 30	Downs
10	05:33	00:00	5:33	Interception	DET 47	8	31	0	31	2	GB 21	End Game	10	06:53	05:33	1:20	Kickoff	GB 40	3	6	0	6	0	GB 46	Interception





SCORING DRIVES

LIONS 2018 REGULAR SEASON SCORING DRIVES

DATE	OPPONENT	ACQUIRED	DRIVE START	PLAYS	YARDS	Q/TIME	FIRST DOWNS	SCORING PLAY
09/10	N.Y. Jets	Kickoff Kickoff	DET 25 DET 25	10 4	72 75	Q21:40 Q311:50	5 3	M. Prater: 21-yard FG G. Tate: 24-yard pass from M. Stafford
09/16	at San Francisco	Kickoff Punt Kickoff Kickoff Punt	DET 31 DET 34 DET 48 DET 20 DET 21	7 9 8 5 12	69 57 27 80 79	Q113:33 Q210:46 Q314:31 Q412:45 Q412:41	5 4 3 2 6	K. Golladay: 30-yard pass from M. Stafford M. Prater: 27-yard FG M. Prater: 43-yard FG M. Jones Jr.: 5-yard pass from M. Stafford M. Roberts: 15-yard pass from M. Stafford
09/23	New England	Punt Punt Punt Kickoff Punt Downs	DET 14 DET 40 DET 22 DET 25 DET 25 NE 13	12 9 14 10 8 4	65 60 71 75 61 1	Q117:37 Q115:41 Q217:28 Q316:18 Q314:14 Q411:20	5 4 5 4 3 3	M. Prater: 38-yard FG Q2: K. Golladay: 4-yard pass from M. Stafford M. Prater: 25-yard FG M. Jones Jr.: 33-yard pass from M. Stafford Q4: M. Prater: 32-yard FG M. Prater: 30-yard FG
09/30	at Dallas	Kickoff Kickoff Kickoff Kickoff	DET 23 DET 25 DET 25 DET 25	9 13 7 6	77 60 75 75	Q114:11 Q218:11 Q313:39 Q413:32	3 4 4 3	G. Tate: 45-yard pass from M. Stafford M. Prater: 33-yard FG Q4: K. Johnson: 8-yard run G. Tate: 38-yard pass from M. Stafford
10/07	Green Bay	Muffed Punt Missed FG Fumble Fumble Kickoff	GB 1 DET 31 GB 22 GB 29 DET 25	1 4 4 4 8	1 69 1 29 75	Q110:04 Q112:16 Q110:21 Q210:38 Q313:19	1 2 0 3 5	L. Blount: 1-yard run L. Blount: 1-yard run Q2: M. Prater: 39-yard FG M. Jones Jr.: 8-yard pass from M. Stafford Q4: K. Golladay: 5-yard pass from M. Stafford
10/21	at Miami	Punt Punt Kickoff Kickoff Kickoff Punt Kickoff	DET 36 DET 4 DET 25 DET 25 DET 25 DET 20 DET 25	6 6 12 12 6 7 8	64 85 75 65 75 63 44	Q113:36 Q112:38 Q216:31 Q316:28 Q313:50 Q413:59 Q414:05	4 1 6 4 4 3 2	M. Roberts: 15-yard pass from M. Stafford Q2: M. Prater: 29-yard FG L. Blount: 2-yard run M. Prater: 28-yard FG M. Roberts: 4-yard pass from M. Stafford M. Prater: 35-yard FG M. Prater: 50-yard FG
10/28	Seattle	Punt Kickoff	DET 9 DET 15	13 10	91 85	Q116:53 Q413:43	5 5	M. Jones Jr.: 39-yard pass from M. Stafford M. Jones Jr.: 19-yard pass from M. Stafford
11/04	at Minnesota	Punt Interception Kickoff	DET 35 MIN 44 DET 12	14 10 17	48 28 69	Q118:16 Q215:44 Q415:46	5 2 6	Q2: M. Prater: 35-yard FG M. Prater: 35-yard FG M. Prater: 37-yard FG
11/11	at Chicago	Kickoff Kickoff Punt Onside Kick	DET 25 DET 30 50 yard line CHI 38	14 5 5 5	75 36 50 38	Q217:09 Q311:37 Q412:00 Q411:09	7 1 4 2	K. Johnson: 1-yard run M. Prater: 52-yard FG K. Golladay: 5-yard pass from M. Stafford K. Johnson: 13-yard pass from M. Stafford
11/18	Carolina	Kickoff Punt Missed FG Kickoff	DET 28 DET 16 DET 24 DET 25	12 10 11 9	72 48 62 75	Q116:51 Q213:36 Q315:24 Q414:10	6 4 4 3	K. Johnson: 8-yard run M. Prater: 54-yard FG M. Prater: 32-yard FG K. Golladay: 19-yard pass from M. Stafford
11/22	Chicago	Fumble Punt Kickoff	CHI 40 DET 20 DET 25	9 6 11	40 80 73	Q215:40 Q313:00 Q415:56	3 3 3	L. Blount: 4-yard run L. Blount: 4-yard run M. Prater: 20-yard FG
12/02	L.A. Rams	Kickoff Fumble Kickoff Kickoff	DET 25 LAR 47 DET 25 DET 25	10 9 6 8	65 36 75 58	Q115:53 Q315:25 Q312:44 Q413:59	4 4 4 2	Q2: M. Prater: 28-yard FG M. Prater: 29-yard FG T. Decker: 11-yard pass from M. Stafford M. Prater: 35-yard FG
12/09	at Arizona	Punt Kickoff	DET 16 DET 25	13 7	55 75	Q117:56 Q414:09	4 5	Q2: M. Prater: 47-yard FG Z. Zenner: 1-yard run
12/16	at Buffalo	Punt Kickoff	DET 25 DET 23	9 9	75 77	Q114:26 Q214:09	4 3	Q2: A. Jones: 4-yard pass from M. Stafford Z. Zenner: 1-yard run
12/23	Minnesota	Punt Punt Punt	DET 43 MIN 38 DET 34	5 9 8	28 21 36	Q112:40 Q214:11 Q214:17	1 2 2	M. Prater: 47-yard FG M. Prater: 35-yard FG M. Prater: 48-yard FG
12/30	at Green Bay	Punt Punt Punt Punt Downs	DET 44 DET 22 DET 14 DET 32 DET 30	12 11 13 8 5	56 78 86 43 70	Q115:08 Q115:57 Q215:31 Q313:53 Q412:46	5 4 6 2 3	T. Jones: 5-yard pass from M. Stafford Q2: L. Toilolo: 8-yard pass from M. Prater Z. Zenner: 13-yard run M. Prater: 43-yard FG T. Jones: 23-yard pass from M. Stafford
AVG				8.66	59.5	4:13.44	3.56	
TOTALS				528	3,629	257:40	217	





TAKEAWAY/GIVEAWAY CHART

DATE	OPPONENT	DET +/- RATIO	DET TAKES	POINTS OFF TAKES	DET GIVES	POINTS OFF GIVES	POINTS OFF TO RATIO
09/10	N.Y. Jets	-3	2 (1 FUM, 1 INT)	7	5 (0 FUM, 5 INT)	13	-6
09/16	at San Francisco	-1	0 (0 FUM, 0 INT)	0	1 (1 FUM, 0 INT)	3	-3
09/23	New England	0	1 (0 FUM, 1 INT)	0	1 (0 FUM, 1 INT)	7	-7
09/30	at Dallas	0	0 (0 FUM, 0 INT)	0	0 (0 FUM, 0 INT)	0	0
10/07	Green Bay	+3	3 (3 FUM, 0 INT)	17	0 (0 FUM, 0 INT)	0	+17
10/21	at Miami	0	0 (0 FUM, 0 INT)	0	0 (0 FUM, 0 INT)	0	0
10/28	Seattle	-3	0 (0 FUM, 0 INT)	0	3 (2 FUM, 1 INT)	7	-7
11/04	at Minnesota	+1	2 (1 FUM, 1 INT)	3	1 (1 FUM, 0 INT)	7	-4
11/11	at Chicago	-3	0 (0 FUM, 0 INT)	0	3 (1 FUM, 2 INT)	7	-7
11/18	Carolina	+1	1 (0 FUM, 1 INT)	0	0 (0 FUM, 0 INT)	0	0
11/22	Chicago	-1	1 (1 FUM, 0 INT)	7	2 (0 FUM, 2 INT)	7	0
12/02	L.A. Rams	0	2 (1 FUM, 1 INT)	3	2 (1 FUM, 1 INT)	7	-4
12/09	at Arizona	0	1 (0 FUM, 1 INT)	7	1 (1 FUM, 0 INT)	0	+7
12/16	at Buffalo	0	0 (0 FUM, 0 INT)	0	0 (0 FUM, 0 INT)	0	0
12/23	Minnesota	0	0 (0 FUM, 0 INT)	0	0 (0 FUM, 0 INT)	0	0
12/30	at Green Bay	+1	1 (0 FUM, 1 INT)	0	0 (0 FUM, 0 INT)	0	0
	TOTALS	-5	14 (7 FUM, 7 INT)	44	19 (7 FUM, 12 INT)	58	-14





100.0+ PASSER RATING

2018 REGULAR SEASON 100.0+ PASSER RATING

PASSING GAMES

DATE	OPPONENT	PLAYER	ATT.	CMP.	YDS.	CMP.%	YDS/ATT.	YDS/CMP.	TD	TD%	INT	INT%	LONG	SACK/LOST	RATING
9/16	at 49ers	Matthew Stafford	53	34	347	64.2%	6.55	10.21	3	5.7%	0	0.0%	67	2/18	101.7
9/23	vs. Patriots	Matthew Stafford	36	27	262	75.0%	7.28	9.70	2	5.6%	1	2.8%	33t	1/7	101.9
9/30	at Cowboys	Matthew Stafford	30	24	307	80.0%	10.23	12.79	2	6.7%	0	0.0%	45t	3/21	131.5
10/7	vs. Packers	Matthew Stafford	26	14	183	53.8%	7.04	13.07	2	7.7%	0	0.0%	60	3/13	101.9
10/21	at Dolphins	Matthew Stafford	22	18	217	81.8%	9.86	12.06	2	9.1%	0	0.0%	29	1/8	138.1
12/16	at Bills	Matthew Stafford	29	22	208	75.9%	7.17	9.45	1	3.4%	0	0.0%	40	0/0	106.7
12/30	at Packers	Matthew Stafford	32	20	266	62.5%	8.31	13.30	2	6.3%	0	0.0%	41	1/2	109.6

2018 OPPONENTS 100.0+ PASSER RATING

PASSING GAMES

DATE	OPPONENT	PLAYER	ATT.	CMP.	YDS.	CMP.%	YDS/ATT.	YDS/CMP.	TD	TD%	INT	INT%	LONG	SACK/LOST	RATING
9/10	vs. Jets	Sam Darnold	21	16	198	76.2%	9.43	12.38	2	9.5%	1	4.8%	41t	2/18	116.8
9/16	at 49ers	Jimmy Garoppolo	26	18	206	69.2%	7.92	11.44	2	7.7%	0	0.0%	35	6/50	118.4
9/30	at Cowboys	Dak Prescott	27	17	255	63.0%	9.44	15.00	2	7.4%	0	0.0%	38t	3/24	118.6
10/7	vs. Packers	Aaron Rodgers	52	32	442	61.5%	8.50	13.81	3	5.8%	0	0.0%	54	4/19	108.0
10/21	at Dolphins	Brock Osweiler	31	22	239	71.0%	7.71	10.86	2	6.5%	0	0.0%	27	4/24	114.9
11/11	at Bears	Mitchell Trubisky	30	23	355	76.7%	11.83	15.43	3	10.0%	0	0.0%	55	1/7	148.6
11/18	vs. Panthers	Cam Newton	37	25	357	67.6%	9.65	14.28	3	8.1%	1	2.7%	82	3/26	114.4
11/22	vs. Bears	Chase Daniel	37	27	230	73.0%	6.22	8.52	2	5.4%	0	0.0%	29	4/12	106.8
12/23	vs. Vikings	Kirk Cousins	28	21	253	75.0%	9.04	12.05	3	10.7%	0	0.0%	44t	2/13	137.9

*NEED MINIMUM OF 20 ATTEMPTS TO QUALIFY





BIG PASS PLAYS (20+ YARDS)

2018 REGULAR SEASON - BIG PASS PLAYS (20+ YARDS)

DATE	OPPONENT	LIONS PLAYER	YDS.	OPP. PLAYER	YDS.
09/10	N.Y. Jets	Matthew Stafford -> Kenny Golladay Matthew Stafford -> Golden Tate Matthew Stafford -> Kenny Golladay Matthew Stafford -> Golden Tate Matthew Stafford -> Marvin Jones Jr.	25 26 26 24T 28	Sam Darnold -> Robby Anderson Sam Darnold -> Terrelle Pryor Sam Darnold -> Quincy Enunwa	41T 20 21T
09/16	at San Francisco	Matthew Stafford -> Kenny Golladay Matthew Stafford -> Golden Tate Matthew Stafford -> Kenny Golladay	30T 67 21	Jimmy Garoppolo -> Dante Pettis Jimmy Garoppolo -> Pierre Garçon	35 20
09/23	New England	Matthew Stafford -> Marvin Jones Jr. Matthew Stafford -> Golden Tate Matthew Stafford -> Theo Riddick	33T 25 20	NONE	
09/30	at Dallas	Matthew Stafford -> Golden Tate Matthew Stafford -> Marvin Jones Jr. Matthew Stafford -> Kenny Golladay Matthew Stafford -> Kenny Golladay Matthew Stafford -> Golden Tate Matthew Stafford -> Golden Tate	45T 34 22 22 35 38T	Dak Prescott -> Geoff Swaim Dak Prescott -> Michael Gallup Dak Prescott -> Ezekiel Elliott Dak Prescott -> Ezekiel Elliott	31 37 38T 34
10/07	Green Bay	Matthew Stafford -> Kenny Golladay	60	Aaron Rodgers -> Jimmy Graham Aaron Rodgers -> Davante Adams Aaron Rodgers -> Davante Adams Aaron Rodgers -> Davante Adams Aaron Rodgers -> Ty Montgomery Aaron Rodgers -> Equanimeous St. Brown	24 22 30 23 23 54
10/21	at Miami	Matthew Stafford -> TJ Jones Matthew Stafford -> Michael Roberts Matthew Stafford -> Kenny Golladay Matthew Stafford -> Golden Tate	26 29 22 22	Brock Osweiler -> Albert Wilson Brock Osweiler -> Mike Gesicki Brock Osweiler -> Danny Amendola	25 27 24T
10/28	Seattle	Matthew Stafford -> Marvin Jones Jr. Matthew Stafford -> LeGarrette Blount Matthew Stafford -> Kerryon Johnson	38T 23 24	Russell Wilson -> Tyler Lockett Russell Wilson -> David Moore Russell Wilson -> Doug Baldwin Russell Wilson -> Ed Dickson Russell Wilson -> David Moore	24T 27 20 42 45
11/04	at Minnesota	NONE		Kirk Cousins -> Laquon Treadwell Kirk Cousins -> Kyle Rudolph	22 24
11/11	at Chicago	Matthew Stafford -> Marvin Jones Jr. Matthew Stafford -> Kenny Golladay	32 25	Mitchell Trubisky -> Allen Robinson II Mitchell Trubisky -> Allen Robinson II Mitchell Trubisky -> Ben Braunecker Mitchell Trubisky -> Allen Robinson II Mitchell Trubisky -> Anthony Miller Mitchell Trubisky -> Anthony Miller Mitchell Trubisky -> Trey Burton Mitchell Trubisky -> Allen Robinson II	35 27 20 36T 45T 55 24 26T
11/18	Carolina	Matthew Stafford -> Bruce Ellington Matthew Stafford -> Kenny Golladay	21 36	Cam Newton -> Devin Funchess Cam Newton -> D.J. Moore Cam Newton -> D.J. Moore Cam Newton -> Christian McCaffrey Cam Newton -> Jarius Wright	23 29 82 34 21
11/22	Chicago	Matthew Stafford -> Kenny Golladay Matthew Stafford -> Kenny Golladay	43 23	Chase Daniel -> Allen Robinson II Chase Daniel -> Anthony Miller	29 26
12/02	L.A. Rams	Matthew Stafford -> Kenny Golladay Matthew Stafford -> Levine Toilolo Matthew Stafford -> Levine Toilolo Matthew Stafford -> TJ Jones	24 22 39 25	Jared Goff -> Brandin Cooks Jared Goff -> Robert Woods	26 23
12/09	at Arizona	NONE		NONE	
12/16	at Buffalo	Matthew Stafford -> Kenny Golladay Matthew Stafford -> Kenny Golladay Matthew Stafford -> Kenny Golladay Matthew Stafford -> Kenny Golladay Matthew Stafford -> Kenny Golladay	20 31 24 40 20	Josh Allen -> Robert Foster Josh Allen -> Robert Foster Josh Allen -> Robert Foster Josh Allen -> Jason Croom	28 31 42T 25
12/23	Minnesota	Matthew Stafford -> Kenny Golladay	21	Kirk Cousins -> Dalvin Cook Kirk Cousins -> Adam Thielen Kirk Cousins -> Kyle Rudolph	20 40 44T
12/30	at Green Bay	Matthew Stafford -> Brandon Powell Matthew Stafford -> Zach Zenner Matthew Stafford -> TJ Jones	41 30 23T	DeShone Kizer -> Randall Cobb	27
TOTALS		44 - 1,308 (29.7), 7 TDS		50 - 1,551 (31.0), 10 TDS	





BIG RUN PLAYS (10+ YARDS)

2018 REGULAR SEASON - BIG RUN PLAYS (10+ YARDS)

DATE	OPPONENT	LIONS PLAYER	YDS.	OPP. PLAYER	YDS.
09/10	N.Y. Jets	NONE		Bilal Powell Bilal Powell Isaiah Crowell Bilal Powell Isaiah Crowell	13 14 14 10 62T
09/16	at San Francisco	LeGarrette Blount LeGarrette Blount Kerryon Johnson	12 13 21	Matt Breida Matt Breida Matt Breida	28 20 68T
09/23	New England	Kerryon Johnson Kerryon Johnson Kerryon Johnson LeGarrette Blount Matthew Stafford Kerryon Johnson	12 14 15 13 10 10	Sony Michel James White James White	12 15 13
09/30	at Dallas	Kerryon Johnson Jamal Agnew	32 17	Ezekiel Elliott Ezekiel Elliott Ezekiel Elliott	19 41 14
10/07	Green Bay	Kerryon Johnson Kerryon Johnson	16 24	Aaron Jones Jamaal Williams Ty Montgomery	18 11 10
10/21	at Miami	Kerryon Johnson Kerryon Johnson LeGarrette Blount Kerryon Johnson LeGarrette Blount Kerryon Johnson Golden Tate	24 71 12 18 13 12 30	Kenyan Drake	54T
10/28	Seattle	NONE		Russell Wilson Chris Carson Chris Carson Tyler Lockett	11 12 10 10
11/04	at Minnesota	NONE		Dalvin Cook	70
11/11	at Chicago	Kerryon Johnson Zach Zenner	10 12	NONE	
11/18	Carolina	Kerryon Johnson Kerryon Johnson Kerryon Johnson Kerryon Johnson	11 12 14 24	Christian McCaffrey	10
11/22	Chicago	LeGarrette Blount	27	Tarik Cohen	10
12/02	L.A. Rams	Theo Riddick LeGarrette Blount	11 24	Todd Gurley II Todd Gurley II Todd Gurley II Todd Gurley II	15 21 13T 36
12/09	at Arizona	LeGarrette Blount LeGarrette Blount Zach Zenner	12 14 14	David Johnson David Johnson	10 10
12/16	at Buffalo	Theo Riddick Theo Riddick Zach Zenner Zach Zenner	19 11 17 11	Josh Allen	10
12/23	Minnesota	Zach Zenner LeGarrette Blount Matt Cassel	29 10 14	Dalvin Cook Dalvin Cook Latavius Murray	15 18 11
12/30	at Green Bay	Zach Zenner	13T	DeShone Kizer DeShone Kizer DeShone Kizer	11 12 12
TOTALS		40 - 698 (17.5), 1 TDS		38 - 761 (20.0), 4 TDS	





BIG YARDAGE GAMES

2018 REGULAR SEASON BIG YARDAGE GAMES

100-YARD PASS RECEIVERS

DATE	OPPONENT	PLAYER	REC.	YDS.	AVG.	LG	TD
9/10	vs. Jets	Kenny Golladay	7	114	16.3	26	0
9/16	at 49ers	Golden Tate	7	109	15.6	67	0
9/30	at Cowboys	Golden Tate	8	132	16.5	45T	2
10/28	vs. Seahawks	Marvin Jones Jr.	7	117	16.7	39T	2
11/18	vs. Panthers	Kenny Golladay	8	113	14.1	36	1
12/16	at Bills	Kenny Golladay	7	146	20.9	40	0
12/30	at Packers	Brandon Powell	6	103	17.2	41	0

100-YARD RUSHERS

DATE	OPPONENT	PLAYER	ATT.	YDS.	AVG.	LG	TD
9/23	vs. Patriots	Kerryon Johnson	16	101	6.3	15	0
10/21	at Dolphins	Kerryon Johnson	19	158	8.3	71	0

300-YARD PASSERS

DATE	OPPONENT	PLAYER	REC.	YDS.	COMP.	LG	TD
9/16	at 49ers	Matthew Stafford	53	347	34	67	3
9/30	at Cowboys	Matthew Stafford	30	307	24	45T	2
10/28	vs. Seahawks	Matthew Stafford	40	310	27	39T	2

2018 OPPONENTS BIG YARDAGE GAMES

100-YARD PASS RECEIVERS

DATE	OPPONENT	PLAYER	REC.	YDS.	AVG.	LG	TD
10/7	vs. Packers	Davante Adams	9	140	15.6	30	1
11/11	at Bears	Anthony Miller	5	122	24.4	55	1
11/11	at Bears	Allen Robinson II	6	133	22.2	36T	2
11/18	vs. Panthers	D.J. Moore	7	157	22.4	82	1
12/16	at Bills	Robert Foster	4	108	27.0	42T	1
12/23	vs. Vikings	Kyle Rudolph	9	122	13.6	44T	2

100-YARD RUSHERS

DATE	OPPONENT	PLAYER	ATT.	YDS.	AVG.	LG	TD
9/10	vs. Jets	Isaiah Crowell	10	102	10.2	62T	2
9/16	at 49ers	Matt Breida	11	138	12.5	66T	1
9/30	at Cowboys	Ezekiel Elliott	25	152	6.1	41	0
10/28	vs. Seahawks	Chris Carson	25	105	4.2	12	1
12/2	vs. Rams	Todd Gurley II	23	132	5.7	36	2

300-YARD PASSERS

DATE	OPPONENT	PLAYER	REC.	YDS.	COMP.	LG	TD
10/7	vs. Packers	Aaron Rodgers	52	442	32	54	3
11/11	at Bears	Mitchell Trubisky	30	355	23	55	3
11/18	vs. Panthers	Cam Newton	37	357	25	82	3





TURNOVER CHART

2018 REGULAR SEASON - DEFENSIVE TAKEAWAYS

DATE	OPPONENT	TAKEAWAY	QTR.	YD-LINE	RESULT
9/10	N.Y. Jets	Q. Diggs INT (S. Darnold) K. Golladay FR (K. Golladay FF)	1 2	NYJ-37 NYJ-33	TD Missed FG
9/16	at San Francisco	None			
9/23	New England	D. Slay INT (T. Brady)	4	DET-15	Punt
9/30	at Dallas	None			
10/7	Green Bay	D. Kennard FR (R. Okwara FF) D. Hand FR (D. Hand FF)	1 2	GB-22 GB-29	FG TD
10/21	at Miami	None			
10/28	Seattle	None			
11/4	at Minnesota	D. Slay INT (K. Cousins) A. Robinson FR (K. Cousins fumble)	2 4	DET-35 DET-28	FG Fumble
11/11	at Chicago	None			
11/18	Carolina	T. Walker INT (C. Newton)	2	DET-47	Punt
11/22	Chicago	J. Davis FR (D. Shead FF)	2	DET-40	TD
12/2	L.A. Rams	Q. Diggs INT (J. Goff) D. Harrison Sr. FR (D. Harrison Sr. FF)	2 3	DET-21 LA-47	Punt FG
12/9	at Arizona	D. Slay INT (J. Rosen)	3	DET-33	TD
12/16	at Buffalo	None			
12/23	Minnesota	None			
12/30	at Green Bay	Q. Diggs INT (D. Kizer)	4	DET-47	EOG

2018 REGULAR SEASON - OFFENSIVE GIVEAWAYS

DATE	OPPONENT	GIVEAWAY	QTR.	YD-LINE	RESULT
9/10	N.Y. Jets	M. Stafford INT (M. Claiborne) M. Stafford INT (T. Johnson) M. Stafford INT (D. Lee) M. Stafford INT (D. Lee) M. Cassel INT (J. Adams)	1 2 3 3 4	DET-49 NYJ-33 DET-36 DET-39 NYJ-22	FG Missed FG TD FG Downs
9/16	at San Francisco	M. Stafford fumble (E. Lee FF; C. Marsh FR)	2	DET-16	FG
9/23	New England	M. Stafford INT (J. Bentley)	3	NE-48	TD
9/30	at Dallas	None			
10/7	Green Bay	None			
10/21	at Miami	None			
10/28	Seattle	M. Stafford fumble (F. Clark FR) M. Stafford INT (J. Coleman)	4 4	SEA-46 SEA-1	Punt Punt
11/4	at Minnesota	M. Stafford fumble (D. Hunter FR)	4	DET-32	TD
11/11	at Chicago	M. Stafford INT (B. Callahan) K. Johnson fumble (P. Amukamara FF; A. Amos Jr. FR) M. Stafford INT (P. Amukamara)	2 3 4	DET-30 DET-36 CHI-3	TD Missed FG Punt
11/18	Carolina	None			
11/22	Chicago	M. Stafford INT (E. Jackson) M. Stafford INT (K. Fuller: touchback)	4 4	DET-41 CHI-(-7)	TD EOG
12/2	L.A. Rams	M. Stafford fumble (A. Donald FF; S. Ebukam FR) M. Stafford INT (T. Hill: touchback)	4 4	DET-24 LA-(-8)	TD EOG
12/9	at Arizona	L. Blount fumble (B. Baker FF; B. Baker FR)	1	ARZ-32	Punt
12/16	at Buffalo	None			
12/23	Minnesota	None			
12/30	at Green Bay	None			





TURNOVER CHART

2018 REGULAR SEASON - SPECIAL TEAMS/MISC TAKEAWAYS

DATE	OPPONENT	TAKEAWAY	QTR.	YD-LINE	RESULT
10/7	Green Bay	J. Agnew FR (K. King fumble)	1	GB-1	TD

2018 REGULAR SEASON - SPECIAL TEAMS/MISC GIVEAWAYS

DATE	OPPONENT	GIVEAWAY	QTR.	YD-LINE	RESULT
10/28	Seattle	A. Abdullah fumble (T. Thompson FF; B. Mingo FR)	2	DET-34	TD

2018 REGULAR SEASON - TURNOVERS

Offense:	18 Giveaways 51 Points (6 TD, 3 FG)	Ratio -5 (14 takes, 19 gives)
Defense:	13 Takeaways 37 Points (4 TD, 3 FG)	
Special Teams:	1 Giveaways 7 Points (1 TD, 0 FG)	Points Off Turnovers Ratio -14 (44 scored, 58 allowed)
	1 Takeaways 7 Points (1 TD, 0 FG)	





GOAL TO GO/INSIDE THE 20

		2018 REGULAR SEASON			
		INSIDE THE 20		GOAL TO GO SITUATIONS	
DATE	OPPONENT	OFFENSE	DEFENSE	OFFENSE	DEFENSE
09/10	N.Y. Jets	FG - 21 yards Downs	TD - Run FG - 35 yards FG - 32 yards Downs	Field Goal - 21 yards	TD - Run Lost on Downs
09/16	at San Francisco	FG - 27 yards FG - 43 yards TD - Pass TD - Pass	FG - 45 yards TD - Pass FG - 42 yards TD - Pass FG - 36 yards	TD - Pass TD - Pass	Field Goal - 45 yards TD - Pass
09/23	New England	TD - Pass FG - 25 yards FG - 32 yards FG - 30 yards	FG - 36 yards TD - Pass	TD - Pass Field Goal - 25 yards	NONE
09/30	at Dallas	FG - 33 yards TD - Run	FG - 32 yards TD - Pass FG - 22 yards	TD - Run	TD - Pass Field Goal - 22 yards
10/07	Green Bay	TD - Run TD - Run TD - Pass TD - Pass	Missed FG TD - Run TD - Pass TD - Pass	TD - Run TD - Run TD - Pass TD - Pass	TD - Pass TD - Pass
10/21	at Miami	TD - Pass FG - 29 yards TD - Run FG - 28 yards TD - Pass FG - 35 yards	TD - Pass	TD - Run Field Goal - 28 yards TD - Pass	TD - Pass
10/28	Seattle	TD - Pass Interception	TD - Pass TD - Pass Downs TD - Run	Interception	Lost on Downs TD - Run
11/04	at Minnesota	FG - 35 yards FG - 35 yards FG - 37 yards	TD - Run TD - Pass FG - 39 yards	Field Goal - 35 yards	TD - Run TD - Pass
11/11	at Chicago	TD - Run TD - Pass TD - Pass	TD - Run TD - Run Missed FG	TD - Run TD - Pass	TD - Run TD - Run
11/18	Carolina	TD - Run FG - 32 yards TD - Pass	TD - Pass Missed FG TD - Pass TD - Pass	TD - Run	TD - Pass TD - Pass
11/22	Chicago	TD - Run TD - Run FG - 20 yards Interception	TD - Pass TD - Pass	TD - Run	TD - Pass
12/02	L.A. Rams	FG - 28 yards FG - 29 yards TD - Pass FG - 35 yards Interception	FG - 24 yards TD - Pass TD - Run TD - Run	Field Goal - 29 yards	TD - Run
12/09	at Arizona	TD - Run	FG - 22 yards	TD - Run	Field Goal - 22 yards
12/16	at Buffalo	TD - Pass TD - Run	TD - Run Downs	TD - Pass TD - Run	TD - Run
12/23	Minnesota	FG - 35 yards	TD - Pass FG - 24 yards TD - Pass FG - 29 yards Downs	NONE	TD - Pass TD - Pass Field Goal - 29 yards
12/30	at Green Bay	TD - Pass TD - Pass TD - Run	NONE	TD - Pass TD - Run	NONE

	OFFENSE	DEFENSE		OFFENSE	DEFENSE
Inside the 20	49	47	Goal-To-Go Situations	25	24
Scores	45	40	Scores	24	22
Touchdowns	26	27	Touchdowns	19	18
Field Goals	19	13	Field Goals	5	4
Total Points in 20	234	223	Total Points	144	135
Fumbles	0	0	Fumbles	0	0
Interceptions	3	0	Interceptions	1	0
Missed Field Goals	0	3	Missed Field Goals	0	0
Lost on Downs	1	4	Lost on Downs	0	2
End of Half/Game	0	0	End of Half/Game	0	0
TDs Outside	7	13			





SACKS

Sacks

(As of Aug 4, 2019, 4:25 am PDT)

2018 : Regular Season

LIONS SACKS		
PLAYERS	TIMES	WHERE/WHEN
Romeo Okwara	7.5	1.0 at Miami - (10/21); 1.0 at Arizona - (12/9); 0.5 Chicago - (11/22); 1.0 at Dallas - (9/30); 2.0 Green Bay - (10/7); 1.0 Seattle - (10/28); 1.0 Minnesota - (12/23)
Devon Kennard	7.0	1.0 at Buffalo - (12/16); 1.0 Carolina - (11/18); 1.0 at Dallas - (9/30); 1.0 N.Y. Jets - (9/10); 2.0 at San Francisco - (9/16); 1.0 Green Bay - (10/7)
Jarrad Davis	6.0	1.0 at Miami - (10/21); 1.0 at Arizona - (12/9); 1.0 Carolina - (11/18); 2.0 at San Francisco - (9/16); 1.0 at Green Bay - (12/30)
Ezekiel Ansah	4.0	1.0 Carolina - (11/18); 1.0 Chicago - (11/22); 1.0 N.Y. Jets - (9/10); 1.0 at Minnesota - (11/4)
Eli Harold	4.0	1.0 at San Francisco - (9/16); 2.0 New England - (9/23); 1.0 L.A. Rams - (12/2)
Damon Harrison Sr.	3.5	1.5 Chicago - (11/22); 1.0 Seattle - (10/28); 1.0 L.A. Rams - (12/2)
Da'Shawn Hand	3.0	1.0 at Chicago - (11/11); 1.0 at Dallas - (9/30); 1.0 Green Bay - (10/7)
Ricky Jean Francois	2.0	2.0 at Miami - (10/21)
Kerry Hyder Jr.	1.0	1.0 at Green Bay - (12/30)
Christian Jones	1.0	1.0 at San Francisco - (9/16)
Nevin Lawson	1.0	1.0 Minnesota - (12/23)
Glover Quin	1.0	1.0 Chicago - (11/22)
A'Shawn Robinson	1.0	1.0 at Arizona - (12/9)
Tavon Wilson	1.0	1.0 at Green Bay - (12/30)
2018 TOTALS:	43.0	

Sacks

(As of Aug 4, 2019, 4:25 am PDT)

2019 : Regular Season

LIONS SACKS		
PLAYERS	TIMES	WHERE/WHEN
2019 TOTALS:	0.0	



THE LAST TIME

RUSHING

100-149 Yds

Lions K. Johnson, 101 vs. NE 9/23/18
Opp..... T. Gurley, 132 vs. LAR 12/2/18

150-199 Yds

Lions K. Johnson, 158 at Mia 10/21/18
Opp..... E. Elliott, 152 at Dal 9/30/18

200+ Yds

Lions B. Sanders, 216 vs. Ind 11/23/97
Opp..... L. McCoy, 217 at Phi 12/8/13

Two 100+-yd rushers

Lions B. Sims, 153 and D. Bussey, 111 at LaRm 9/7/80
Opp..... R. Grant, 106 and D. Wynn, 106 at GB 12/28/08

Run of 50-74 Yds

Lions K. Johnson, 71 at Mia 10/21/18
Opp..... D. Cook, 70 at Min 11/4/18

Run of 75+ Yds

Lions J. Best, 88t vs. Chi 10/10/11
Opp..... A. Peterson, 75 vs. Min 10/25/15

Three Rushing TDs

Lions M. Leshoure, at Jax 11/4/12
Opp..... B. Wells, at Ari 12/16/12

Four Rushing TDs

Lions B. Sanders, at Min 11/24/91
Opp..... Has Never Happened

30-39 Attempts

Lions K. Jones, 33 at GB 12/12/04
Opp..... C. Benson, 36 at Cin 12/6/09

40+ Attempts

Lions B. Sanders, 40 at Dal 9/19/94 (OT)
Opp..... Has Never Happened

200-299 Yds Team Rushing

Lions 248, at Mia 10/21/18
Opp..... 222, at Chi 11/19/17

300+ Yds Team Rushing

Lions 330, at LaRm 9/7/80
Opp..... 308, at Bal 12/13/09

40+ Team Rushing Attempts

Lions 43, vs. GB 11/28/13
Opp..... 42, vs. Sea 10/28/18

100+ Yds in One Quarter

Lions J. Best, 100 at Chi 10/10/11
Opp..... L. McCoy, 148 at Phi 12/8/13

100+ Yds in One Half

Lions K. Johnson, 106 at Mia 10/21/18
Opp..... T. Gurley, 127 at Stl 12/13/15

Back-to-Back 100+-yd games

Lions B. Sanders, 140 at Phi 11/8/98 and 114 vs. Chi 11/15/98
Opp..... E. Lacy 103 at GB 9/25/16 and J. Howard 111 at Chi 10/2/16

Back-to-Back 150+-yd games

Lions K. Jones, 196 vs. Ari 12/5/04 and 156 at GB 12/12/04
Opp..... F. Taylor, 183 at Jax 12/6/98 and G. Hearst, 198 at SF 12/14/98

Three-straight 100+-yd games

Lions B. Sanders, 107 at Ari 11/1/98, 140 at Phi 11/8/98 and 114 vs. Chi 11/15/98
Opp..... M. Forte, 116 vs. Chi 10/10/11, F. Gore, 121 vs. SF 10/16/11 and M. Turner, 122 vs. Atl 10/23/11

Four-straight 100+-yd games

Lions B. Sanders, 127 vs. Min 10/25/98, 107 at Ari 11/1/98, 140 at Phi 11/8/98 and 114 vs. Chi 11/15/98
Opp..... F. Taylor, 183 at Jax 12/6/98, G. Hearst, 198 at SF 12/14/98, J. Anderson, 147 vs. Atl 12/12/98 and P. Holmes, 132 at Bal 12/27/98

RECEIVING

100-149 Yds

Lions B. Powell, 103 at GB 12/30/18
Opp..... K. Rudolph, 122 vs. Min 12/23/18

150-199 Yds

Lions G. Tate, 165 vs. LAR 10/16/16
Opp..... D. Moore, 157 vs. Car 11/18/18

200-299 Yds

Lions M. Jones Jr., 205 at GB 9/25/16
Opp..... S. Rice, 201 at Min 11/15/09

300+ Yds

Lions C. Johnson, 329 vs. Dal 10/27/13
Opp..... J. Benton, 303 vs. Cle 11/22/45

Two 100+-yd receivers

Lions G. Tate, 113 and M. Jones Jr., 107 at GB 11/6/17
Opp..... A. Robinson II, 133 and A. Miller, 122 at Chi 11/11/18

Three 100+-yd receivers

Lions B. Perriman, 153; H. Moore, 127 and J. Morton, 102 vs. Min 11/23/95
Opp..... A. Monk, 168; R. Sanders, 132 and G. Clark, 132 vs. Was 11/4/1990 (OT)

100+ Yds in One Quarter

Lions G. Tate, 100 vs NO 10/19/14
Opp..... A. Brown, 105 at Pit 11/17/13

100+ Yds in One Half

Lions K. Golladay, 115 at Buf 12/16/18
Opp..... D. Moore, 100 vs Car 11/18/18

Back-to-Back 100+-yd games

Lions M. Jones Jr., 128 vs. Pit 10/29/17 and 107 at GB 11/6/17
Opp..... R. Foster, 108 at Buf 12/16/18 and K. Rudolph, 122 vs. Min 12/23/18

Back-to-Back 150+-yd games

Lions G. Tate, 154 vs. NO 10/19/14 and 151 at Atl 10/26/14
Opp..... S. Largent, 261 vs. Sea 10/18/87 and W. Stanley, 150 vs. GB 10/25/87

Three-straight 100+-yd games

Lions..... G. Tate, 154 vs NO 10/19/14, 151 at Atl 10/26/14 and 109 vs. Mia 11/9/14
Opp..... A. Jeffery, 114 at Chi 11/10/13; A. Brown, 147 at Pit 11/17/13 and T. Underwood, 108 vs. TB 11/24/13



Four-Straight 100+yd games

Lions C. Johnson, 171 vs. Ind 12/2/12, 118 at GB 12/9/12, 121 at Ari 12/16/12 and 225 vs. Atl 12/22/12
Opp A. Jeffery, 107 vs. Chi 9/29/13; J. Jones, 127 at GB 10/6/13; J. Gordon, 126 at Cle 10/13/13 and A. Green, 155 vs. Cin 10/20/13

50-74 yd Reception

Lions K. Golladay, 60 vs. GB 10/7/18
Opp A. Miller, 55 at Chi 11/11/18

75+ yd Reception

Lions C. Johnson, 79t at Pit 11/17/13
Opp D. Moore, 82 vs. Car 11/18/18

10+ Receptions

Lions E. Ebron, 10 at TB 12/10/17
Opp D. Baldwin, 11 at Sea 1/7/17

Three TD Receptions

Lions C. Johnson, vs. Phi 11/26/15
Opp J. Nelson, at GB 1/1/12

Four TD Receptions

Lions C. Box, at BalC 12/3/50
Opp P. Warfield, at Mia 12/15/73

PASSING

40-49 Attempts

Lions M. Stafford, 42 at Chi 11/11/18
Opp J. Rosen, 41 at Ari 12/9/18

50-59 Attempts

Lions M. Stafford, 53 at SF 9/16/18
Opp A. Rodgers, 52 vs. GB 10/7/18

60+ Attempts

Lions M. Stafford, 61 vs. Hou 11/22/12
Opp A. Rodgers, 61 at GB 11/15/15

30-39 Completions

Lions M. Stafford, 34 at SF 9/16/18
Opp A. Rodgers, 32 vs. GB 10/7/18

40+ Completions

Lions Has Never Happened
Opp Has Never Happened

300-399 Yds

Lions M. Stafford, 310 vs. Sea 10/28/18
Opp C. Newton, 357 vs. Car 11/18/18

Back-to-back 300+yd games

Lions M. Stafford, 423 vs. Pit 10/29/17 and 361 at GB 11/6/17
Opp M. Trubisky, 355 at Chi 11/18/18 and C. Newton, 357 vs. Car 11/18/18

400-499 Yds

Lions M. Stafford, 423 vs. Pit 10/29/17
Opp A. Rodgers, 442 vs. GB 10/7/18

500+ Yds

Lions M. Stafford, 520 at GB 1/1/12
Opp Has Never Happened

Three TD Passes

Lions M. Stafford, vs. GB 12/31/17
Opp K. Cousins, 3 vs. Min 12/23/18

Four TD Passes

Lions M. Stafford, vs. Ari 9/10/17
Opp A. Rodgers, vs. GB 1/1/17

Five+ TD Passes

Lions M. Stafford, 5 vs. Phi 11/26/15
Opp M. Flynn, 6 at GB 1/1/12

Five Interceptions

Lions M. Stafford, at Sea 11/8/09
Opp T. Kramer, vs. Min 9/28/80

Six Interceptions

Lions B. Layne, at Cle 12/26/54 (NFL Championship)
Opp J. Zorn, at Sea 10/24/76

Seven+ Interceptions

Lions T. Detmer, 7 at Cle 9/23/01
Opp Never Happened

TD off a Halfback Pass

Lions J. Jones to G. Danielson, 22t vs. Phi 11/4/84
Opp D. Bryant to J. Witten, 10t at Dal 12/26/16

TD off Flea Flicker

Lions D. Krieg to H. Moore (handoff to B. Sanders), 51t vs. Buf 11/24/94
Opp Has Never Happened

COMBINED YARDS AND TOUCHDOWNS

100+yd Rusher, 100+yd Receiver

Lions R. Bush 117 (rush), C. Johnson 101 (rec) vs. GB 11/28/13
Opp T. Rawls 161 (rush), D. Baldwin 104 (rec) at Sea 1/7/17

Single 100+yd Rusher, 100+yd Receiver

Lions B. Sims, 119 (rush) and 103 (rec) at LAR 9/19/82
Opp B. Westbrook, 110 (rush) and 111 (rec) at Phi 9/23/07

Led Team in Both Rushing and Receiving Yards

Lions T. Riddick, 13 (rush) and 70 (rec) vs. Jax 11/20/16
Opp E. Elliott, 152 (rush) and 88 (rec) at Dal 9/30/18

300+yard Passer, 100+yd Rusher, 100+yd Receiver

Lions M. Stafford 330 (pass), R. Bush 117 (rush), C. Johnson 101 (rec) vs. GB 11/28/13
Opp B. Hoyer 302 (pass), J. Howard 111 (rush), E. Royal 111 (rec) at Chi 10/2/16

3+ Total Touchdowns

Lions C. Johnson (3 rec), vs. Phi 11/26/15
Opp K. Cousins (3 pass), vs. Min 12/23/18

DEFENSE

Shutout

Lions at GB 12/30/18
Opp at GB 10/18/09

Safety

Lions D. Taylor tackle in the end zone, vs. Ten 11/22/15
Opp M. Stafford intentional grounding in the end zone, at GB 12/28/14

Fumble Recovered In End Zone for TD

Lions S. Tulloch, vs. Min 12/11/11 (Vikings QB C. Ponder fumble)
Opp K. Vaccaro, at Min 10/15/17 (Lions QB M. Stafford fumble)



Fumble Return TD

Lions D. Hayden, 27 at Chi 11/19/17
Opp..... D. Hunter, 32 at Min 11/4/18

Interception Return TD

Lions D. Slay, 67 at Ari 12/9/18
Opp..... E. Jackson, 41 vs. Chi 11/26/18

70+ yd Interception Return

Lions J. Thedigbo, 70 vs Mia 11/9/14
Opp..... J. Bethel, 82 vs. Ari 9/10/17

Two Interceptions

Lions D. Slay, vs. Chi 12/16/17
Opp..... R. Johnson, vs. Ari 10/11/15

Three Interceptions

Lions K. Shultz, at Chi 9/24/00
Opp..... B. Williams, at Min 11/23/03

Four Interceptions

Lions D. Doll, vs. ChiC 10/23/49
Opp..... B. Dillon, vs. GB 11/26/53

Three Sacks

Lions E. Ansah, 3.0 vs. GB 12/31/17
Opp..... D. Hunter, 3.5 at Min 11/4/18

Four Sacks

Lions K. Ferguson, 4.0 at Phi 11/16/86
Opp..... K. Williams, 4.0 at Min 10/12/08

Five+ Sacks

Lions W. Gay, 5.5 at TB 9/4/83
Opp..... Has Never Happened

Five+ Sacks by Team

Lions 6, at SF 9/16/18
Opp..... 6, at Chi 11/11/18

Less than 25 rushing yards

Lions 14, vs. Jax 11/20/16
Opp..... 13, at Chi 11/27/14

Less than 50 rushing yards

Lions 34, vs Sea 10/28/18
Opp..... 46, at GB 12/30/18

Less than 50 net passing yards

Lions 35, at GB 12/12/04
Opp..... 43, at Min 12/14/97

Less than 100 net passing yards

Lions 96, at Ari 12/9/18
Opp..... 97, at Ari 12/16/12

Less than 150 yards net offense

Lions 149, at GB 10/18/09
Opp..... 126, vs. GB 11/28/13

Forced four turnovers

Lions vs. GB 12/31/17
Opp..... vs. Dal 10/27/13

Forced five+ turnovers

Lions 6, vs. Min 12/11/11
Opp..... 5, vs. NYJ 9/10/18

SPECIAL TEAMS**Four Field Goals**

Lions M. Prater, at Mia 10/21/18
Opp..... B. Maher, at Dal 9/30/18

Five Field Goals

Lions M. Prater, vs. Pit 10/29/17
Opp..... M. Walsh, vs. Min 10/25/15

Six Field Goals

Lions J. Hanson, vs. Min 10/17/99
Opp..... J. Tucker, vs. Bal 12/16/13

50-59 yd Field Goal

Lions M. Prater, 54 vs. Car 11/18/18
Opp..... R. Bullock, 51 at Cin 12/24/17

60+ Yd Field Goal

Lions Has Never Happened
Opp..... J. Tucker, 61 vs. Bal 12/16/13

Kicked Game-Winning FG (4th quarter/OT)

Lions M. Prater, 46 Yds at TB 12/10/17
Opp..... B. Maher, 38 Yds at Dal 9/30/18

Blocked Field Goal

Lions J. Ledbetter (K. Forbath kick), vs. Min 11/23/17
Opp..... J. Ratliff (M. Prater kick), at Chi 12/21/14

Blocked FG Return TD

Lions S. Rogers block (P. Edinger kick), B. Walker 92t at Chi 9/12/04
Opp..... H. Ford block (J. Hanson kick), D. Mitchell 69t vs. Ten 10/21/01

TD off Fake FG

Lions M. Prater to L. Toilolo, 8t at GB 12/30/18
Opp..... J. Brown to D. Fells, 36t vs. StL 11/1/09

Missed PAT (not blocked)

Lions M. Prater, at Bal 12/3/17
Opp..... G. Gano, vs. Car 11/18/18

Blocked PAT

Lions A. Robinson (K. Forbath kick), vs. Min 11/23/17
Opp..... S. Marks (M. Prater kick), vs. Jax 11/20/16

Punted 10+ times

Lions N. Harris, 10 vs. Was 11/7/04
Opp..... F. Filipovic, 10 vs. Dal 11/3/02

15+ Punts Combined

Lions S. Martin, 7-297 (42.4) at GB 11/15/15
Opp..... T. Masthay, 9-372 (41.3) at GB 11/15/15

60-69 yd Punt

Lions S. Martin, 61 at Mia 10/21/18
Opp..... M. Dickson, 60 vs. Sea 10/28/17

70+ yd Punt

Lions S. Martin, 71 vs. TB 12/7/14
Opp..... J. Ryan, 70 at Sea 10/5/15

Zero Punts

Lions at GB 11/6/17
Opp..... vs. GB 10/7/18



Blocked Punt

Lions B. Copeland (B. Wing punt), at NYG 12/18/16
Opp D. Gorrer (S. Martin punt), vs. TB 11/24/13

Blocked Punt Return TD

Lions B. Blades (P. McJulien punt), 7t vs. GB 11/1/92
Opp T. Jacobs block (N. Harris punt), W. Harris 13t vs. Was 11/7/04

Successful Fake Punt

Lions Direct snap to T. Wilson for 7 yards at Min 11/4/18
Opp M. Dickson rush for 9 yards vs. Sea 10/28/18

Failed Fake Punt

Lions S. Martin pass to I. Abdul-Quddus vs. Mia 11/9/14
Opp M. Dodge fumbles at NYG 10/17/10

Punt Return TD

Lions J. Agnew, 74t at NO 10/15/17
Opp A. Roberts, 78 vs NYJ 9/10/18

Punt Return 50-69 Yds

Lions J. Ross, 50 vs. NYG 12/22/13
Opp M. Hyde, 55 at GB 12/28/14

Punt Return 70-89 Yds

Lions J. Agnew, 74t at NO 10/15/17
Opp A. Roberts, 78t vs NYJ 9/10/18

Punt Return 90+ Yds

Lions D. Howard, 95t at NO 9/3/00
Opp B. McCann, 97t at Dal 11/21/10

Kickoff Return TD

Lions J. Ross, 98t at Phi 12/8/13
Opp P. Harvin, 105t vs. Min 9/30/12

Kickoff Return 50-69 Yds

Lions S. Logan, 60 vs. Chi 12/5/10
Opp K. Davis, 50 at KC 11/1/15

Kickoff Return 70-89 Yds

Lions A. Brown, 87 at NO 9/13/09
Opp D. Amendola, 81 at NE 11/23/14

Kickoff Return 90+ Yds

Lions A. Abdullah, 104 at GB 11/15/15
Opp D. Reed, 90 at SF 9/16/18

Kickoff Return TD to Start a Game

Lions E. Drummond, 92t at Min 11/21/04
Opp P. Harvin, 105t vs. Min 9/30/12

Two Total Return TDs

Lions J. Ross (1 PR, 1 KR), at Phi 12/8/13
Opp Has Never Happened

Successful Inside Kick

Lions S. Martin kick recovered by N. Bellore, at Chi 11/11/18
Opp M. Crosby kick recovered by J. Whitehead, vs. GB 12/31/17

Failed Inside Kick Attempt

Lions S. Martin kick recovered by B. Countess vs. LAR 12/2/18
Opp G. Gano kick recovered by Z. Zenner vs. Car 11/18/18

TEAM**Won Game by 20+ Points**

Lions 31-0, at GB 12/30/18
Opp 48-17, vs. NYJ 9/10/18

Won Game after trailing by 14+ points in 4th quarter

Lions 30-27 (17-0 in 4Q), at Min 10/31/93
Opp 26-17 (23-0 in 4Q), at Min 10/8/06

Scored 20+ Points in One Quarter

Lions 21, at Chi 11/19/17
Opp 21, vs Sea 10/28/18

Scored 30+ Points in One Half

Lions 30, vs. Chi 9/29/13
Opp 31, vs. NYJ 9/10/18

Scored 40-49 Points

Lions 45, vs. Phi 11/26/15
Opp 48, vs. NYJ 9/10/18

Scored 50-59 Points

Lions 55, vs. Chi 11/27/97
Opp 52, at NO 10/15/17

Scored 60+ Points

Lions Has Never Happened
Opp 65, at LaRm 10/29/50

Overtime Win

22-16, Lions at Min 11/6/16
20-23, Opp vs. NYG 12/22/13

Tie Game

24-24 (OT) vs. Phi 11/4/84

Zero Points Scored in First Half

Lions at Bal 12/3/17
Opp at GB 12/30/18

Scoreless First Half

vs. GB 12/12/10

Scoreless Game

vs. NYG 11/7/43

Zero Touchdowns Scored

Lions vs. Min 12/23/18
Opp at GB 12/30/18

Zero Turnovers

Lions at GB 12/30/18
Opp vs. Min 12/23/18

Zero Penalties

Lions at Chi 10/1/72
Opp vs. Chi 11/28/91

Zero Sacks Allowed

Lions at Buf 12/16/18
Opp at Bal 12/3/17

TD on First Offensive Play

Lions A. Hakim 64-yd pass from J. Harrington, at GB 11/10/02
Opp A. Peterson 78-yd run, vs. Min 9/8/13

TD on Opening Drive

Lions K. Johnson 8-yard run, vs. Car 11/18/18
Opp G. Olsen 1-yard pass from C. Newton, vs. Car 11/18/18

TD on Opening Drive of Second Half

Lions G. Tate 24-yd pass from M. Stafford, vs. NYJ 9/10/18
Opp A. Miller 45-yard pass from M. Trubisky, at Chi 11/11/18



TD on Offense, Defense and Special Teams in Same Game

Lions at NO 10/15/17 (3 Pass, INT Ret, Punt Ret)
Opp..... at Ten 9/23/12 (2 Pass, INT Ret, Fum Ret, Kick Ret)

Successful Two-Point Conversion

Lions M. Stafford pass from G. Tate, vs. GB 12/31/17
Opp..... T. Burton pass from M. Trubisky, at Chi 11/11/18

Failed Two-Point Conversion Attempt

Lions S. Martin pass failed, at Buf 12/16/18
Opp..... C. Daniel pass failed, vs. Chi 11/22/18

400-499 Yds Net Offense

Lions 402, at GB 12/30/18
Opp..... 402, at Chi 11/11/18

500-599 Yds Net Offense

Lions 546, vs. Chi 10/18/15
Opp..... 521, vs. GB 10/7/18

600+ Yds Total Net Offense

Lions 623, vs. Dal 10/27/13
Opp..... 676, vs. Was 11/4/90

20-24 First Downs

Lions 20, vs. Car 11/18/18
Opp..... 20, at Buf 12/16/18

25+ First Downs

Lions 25, at GB 12/30/18
Opp..... 30, vs. GB 10/7/18

Four Consecutive Wins

22-16 at Min 11/6/16; 26-19 vs. Jax 11/20/16; 16-13 vs. Min 11/24/16;
28-13 at NO 12/4/16

Five Consecutive Wins

22-16 at Min 11/6/16; 26-19 vs. Jax 11/20/16; 16-13 vs. Min 11/24/16;
28-13 at NO 12/4/16; 20-17 vs. Chi 12/11/16

Six Consecutive Wins

24-17 at Chi 11/19/95; 44-38 vs. Min 11/23/95; 27-7 vs. Chi 12/4/95;
24-17 at Hou 12/10/95; 44-0 vs. Jax 12/17/95; 37-10 at TB 12/23/95

Seven Consecutive Wins

27-24 vs. TB 11/12/95; 24-17 at Chi 11/19/95; 44-38 vs. Min
11/23/95; 27-7 vs. Chi 12/4/95; 24-17 at Hou 12/10/95; 44-0 vs. Jax
12/17/95; 37-10 at TB 12/23/95

Eight Consecutive Wins

9-0 vs. NY 9/23/34; 6-0 at ChiC 9/30/34; 3-0 at GB 10/7/34; 10-0 at
Phi 10/14/34; 24-0 vs. Bos 10/17/34; 28-0 vs. BKN 10/22/34; 38-0 at
Cin-StL 10/28/34; 40-7 vs. Pit 11/4/34

Nine Consecutive Wins

9-0 vs. NY 9/23/34; 6-0 at ChiC 9/30/34; 3-0 at GB 10/7/34; 10-0 at
Phi 10/14/34; 24-0 vs. Bos 10/17/34; 28-0 vs. BKN 10/22/34; 38-0 at
Cin-StL 10/28/34; 40-7 vs. Pit 11/4/34; 17-13 vs. ChiC 11/11/34

10 Consecutive Wins

9-0 vs. NY 9/23/34; 6-0 at ChiC 9/30/34; 3-0 at GB 10/7/34; 10-0 at
Phi 10/14/34; 24-0 vs. Bos 10/17/34; 28-0 vs. BKN 10/22/34; 38-0 at
Cin-StL 10/28/34; 40-7 vs. Pit 11/4/34; 17-13 vs. ChiC 11/11/34; 40-7 vs.
StL 11/18/34

