



**NEW ENGLAND PATRIOTS**

# **GAME RELEASE**



**REGULAR SEASON WEEK 2**  
**NEW ENGLAND PATRIOTS AT MIAMI DOLPHINS**





NEW ENGLAND PATRIOTS

# GAME RELEASE

REGULAR SEASON WEEK 2

NEW ENGLAND PATRIOTS vs. MIAMI DOLPHINS



## TABLE OF CONTENTS

---

### **TEAM INFORMATION**

Game Summary .....	3
Broadcast Information.....	3
Media Schedule .....	3
2018 AFC East Standings.....	3
2019 Regular-Season Statistics .....	4
Rosters & Depth Chart.....	6
Matchup Notes .....	12
What to Look for This Week .....	15
Week 1 Recap.....	17
Projected Contributors .....	19

### **INDIVIDUAL AND TEAM NOTES**

Robert Kraft .....	22
What to Watch for in 2019.....	24
Patriots Team Notes .....	25
Team & Individual Rankings.....	29
Inside the Numbers .....	30
Bill Belichick .....	31
Tom Brady.....	34
Tom Brady Playoff Notes.....	43
Patriots Offensive Notes .....	45
Patriots Defensive Notes.....	51
Patriots Special Teams Notes.....	53
Patriots Reference Notes .....	56
Patriots Playoff Notes.....	58
Patriots Football Network .....	61



# NEW ENGLAND PATRIOTS

# GAME RELEASE

## REGULAR SEASON WEEK 2

## NEW ENGLAND PATRIOTS AT MIAMI DOLPHINS



### MEDIA SCHEDULE

#### WEDNESDAY, SEPTEMBER 11

TBD	Media workroom opens
TBD	Patriots head coach Bill Belichick press availability
TBD	Media availability at practice
TBD	Approximate time for player availability (Patriots locker room)

#### THURSDAY, SEPTEMBER 12

TBD	Media workroom opens
TBD	Media availability at practice
TBD	Approximate time for player availability (Patriots locker room)

#### FRIDAY, SEPTEMBER 13

TBD	Media workroom opens
TBD	Patriots head coach Bill Belichick press availability
TBD	Media availability at practice
TBD	Approximate time for player availability (Patriots locker room)

#### SATURDAY, SEPTEMBER 14

Team travel to Florida - no media availability

#### SUNDAY, SEPTEMBER 15

1:00 p.m. New England Patriots at Miami Dolphins

### 2019 PATRIOTS SCHEDULE

#### REGULAR SEASON (1-0)

Sun., Sept. 8	Pittsburgh	33-3	W
Sun., Sept. 15	at Miami	1:00 p.m.	CBS
Sun., Sept. 22	N.Y. Jets	1:00 p.m.	CBS
Sun., Sept. 29	at Buffalo	1:00 p.m.	CBS
Sun., Oct. 6	at Washington	1:00 p.m.	CBS*
Thu., Oct. 10	N.Y. Giants	8:20 p.m.	FOX
Mon., Oct. 21	at N.Y. Jets	8:15 p.m.	ESPN
Sun., Oct. 27	Cleveland	4:25 p.m.	CBS*
Sun., Nov. 3	at Baltimore	8:20 p.m.	NBC*
Sun., Nov. 10	BYE WEEK		
Sun., Nov. 17	at Philadelphia	4:25 p.m.	CBS*
Sun., Nov. 24	Dallas	4:25 p.m.	FOX*
Sun., Dec. 1	at Houston	8:20 p.m.	NBC*
Sun., Dec. 8	Kansas City	4:25 p.m.	CBS*
Sun., Dec. 15	at Cincinnati	1:00 p.m.	CBS*
Dec. 21 or 22	Buffalo	TBD	CBS*
Sun., Dec. 29	Miami	1:00 p.m.	CBS*

### 2019 AFC EAST STANDINGS

TEAM	W	L	T	PCT.	PF	PA
NEW ENGLAND	1	0	0	1.000	33	3
Buffalo Bills	1	0	0	1.000	17	16
New York Jets	0	1	0	.000	16	17
Miami Dolphins	0	1	0	.000	10	59

### GAME SUMMARY

#### NEW ENGLAND PATRIOTS (1-0) AT MIAMI DOLPHINS (0-1)

Sunday, Sept. 15, 2019 • Hard Rock Stadium (64,767) • 1:00 p.m. ET

The New England Patriots will begin AFC East Divisional play this weekend when they travel to face the Miami Dolphins at Hard Rock Stadium. The Patriots will look to get off to a 2-0 start for the first time since 2016 and for the 10th time under head coach Bill Belichick.

The Patriots own an 86-24 (.782) record in regular-season AFC East games since the beginning of the 2001 season, compiling the best intra-division record of any team in the NFL.

The Patriots are 1-5 in their last six visits to Miami, including a streak of two straight losses.

### BROADCAST INFORMATION

**TELEVISION:** This week's game will be broadcast by **CBS** and can be seen locally on **WBZ-TV channel 4**. **Ian Eagle** will handle play-by-play duties with **Dan Fouts** as the color analyst. **Evan Washburn** will work from the sidelines. The game will be produced by **Mark Wolff** and directed by **Bob Fishman**.

**LOCAL RADIO:** **98.5 The Sports Hub** is the flagship station for the **Patriots Radio Network**. A complete listing of the network's 38 stations can be found in this press release. Play-by-play broadcaster **Bob Socci** will call the action along with former Patriots quarterback **Scott Zolak**, who will provide color analysis. The games are produced by **Marc Cappello**.

### TEAMS OF THE DECADES

The New England Patriots have 114 regular-season wins and 16 postseason wins so far in this decade (2010-present) for 130 total wins, the most ever in a single decade. With a win over Miami on Sunday, New England will tie the 2000-09 Indianapolis Colts for most regular-season wins in a single decade in NFL history.

#### TEAMS OF THE DECADES

Team	Years	Reg. Season	Postseason	Total
New England	2010-present	114-31 (.786)	16-6 (.727)	130-37 (.778)
New England	2000-09	112-48 (.700)	14-4 (.778)	126-52 (.708)
Indianapolis	2000-09	115-45 (.719)	9-8 (.529)	124-53 (.701)
San Francisco	1990-99	113-47 (.706)	9-7 (.563)	122-54 (.693)

### WEEK 2 HIGHLIGHTS

**PAGE 12:** New England Patriots vs. Miami Dolphins matchup notes

**PAGE 15:** What to look for in this week's game

**PAGE 26:** The Patriots have the NFL's best road record over the last 25 seasons.

**PAGE 30:** New England Patriots Inside The Numbers

### MEDIA CONTACTS

**Stacey James**, Vice President of Media Relations, [staceyj@patriots.com](mailto:staceyj@patriots.com), 508-326-6868

**Aaron Salkin**, Director of Media Relations, [aarons@patriots.com](mailto:aarons@patriots.com), 508-326-6870

**Michael Jurovaty**, Asst. Director of Media Relations, [mjurovaty@patriots.com](mailto:mjurovaty@patriots.com), 508-326-6187

**Anne Noland**, Communications Strategist, [annen@patriots.com](mailto:annen@patriots.com), 508-431-7773

**Mark Robbins**, Media Relations Coordinator, [markr@patriots.com](mailto:markr@patriots.com), 508-431-7175



# 2019 REGULAR SEASON OFFENSIVE STATISTICS

**WON 1, LOST 0**

09/08 W 33- 3	Pittsburgh	65,878
09/15	at Miami	
09/22	N.Y. Jets	
09/29	at Buffalo	
10/06	at Washington	
10/10	N.Y. Giants	
10/21	at N.Y. Jets	
10/27	Cleveland	
11/03	at Baltimore	
11/17	at Philadelphia	
11/24	Dallas	
12/01	at Houston	
12/08	Kansas City	
12/15	at Cincinnati	
12/22	Buffalo	
12/29	Miami	

	N.E.	Opp.
TOTAL FIRST DOWNS	24	15
Rushing	8	1
Passing	15	11
Penalty	1	3
3rd Down: Made/Att	7/14	3/12
3rd Down Pct.	50.0	25.0
4th Down: Made/Att	0/0	1/3
4th Down Pct.	0.0	33.3
POSSESSION AVG.	32:33	27:27
TOTAL NET YARDS	465	308
Avg. Per Game	465.0	308.0
Total Plays	67	61
Avg. Per Play	6.9	5.0
NET YARDS RUSHING	99	32
Avg. Per Game	99.0	32.0
Total Rushes	29	13
NET YARDS PASSING	366	276
Avg. Per Game	366.0	276.0
Sacked/Yards Lost	1/7	1/0
Gross Yards	373	276
Att./Completions	37/25	47/27
Completion Pct.	67.6	57.4
Had Intercepted	0	1
PUNTS/AVERAGE	3/41.0	5/45.6
NET PUNTING AVG.	3/41.0	5/38.6
PENALTIES/YARDS	7/55	6/54
FUMBLES/BALL LOST	0/0	2/0
TOUCHDOWNS	3	0
Rushing	0	0
Passing	3	0
Returns	0	0

**\* SCORE BY PERIODS**

	Q1	Q2	Q3	Q4	OT	PTS
TEAM	7	13	10	3	0	33
OPPONENTS	0	0	3	0	0	3

**\* SCORING**

	TD	Ru	Pa	Rt	K-PAT	FG	S	PTS
Gostkowski	0	0	0	0	3/ 3	4/ 4	0	15
Dorsett	2	0	2	0			0	12
Gordon	1	0	1	0			0	6
TEAM	3	0	3	0	3/ 3	4/ 4	0	33
OPPONENTS	0	0	0	0	0/ 0	1/ 1	0	3

2-Pt Conv: TM 0-0, OPP 0-0

SACKS: Wise 1, TM 1, OPP 1

FUM/LOST:

* RUSHING	No.	Yds	Avg	Long	TD
Burkhead	8	44	5.5	11	0
White	4	26	6.5	9	0
Michel	15	14	0.9	5	0
Edelman	1	8	8.0	8	0
Bolden	1	7	7.0	7	0
TEAM	29	99	3.4	11	0
OPPONENTS	13	32	2.5	7	0

* RECEIVING	No.	Yds	Avg	Long	TD
Edelman	6	83	13.8	24	0
White	5	56	11.2	32	0
Burkhead	5	41	8.2	17	0
Dorsett	4	95	23.8	58t	2
Gordon	3	73	24.3	44	1
Meyers	1	22	22.0	22	0
Izzo	1	3	3.0	3	0
TEAM	25	373	14.9	58t	3
OPPONENTS	27	276	10.2	45	0

* INTERCEPTIONS	No.	Yds	Avg	Long	TD
D. McCourty	1	0	0.0	0	0
TEAM	1	0	0.0	0	0
OPPONENTS	0	0	---	---	0

* PUNTING	No.	Yds	Avg	Net	TB	In	Lg	B
Bailey	3	123	41.0	41.0	0	1	53	0
TEAM	3	123	41.0	41.0	0	1	53	0
OPPONENTS	5	228	45.6	38.6	0	2	58	0

* PUNT RETURNS	Ret	FC	Yds	Avg	Long	TD
Olszewski	2	3	35	17.5	20	0
TEAM	2	3	35	17.5	20	0
OPPONENTS	0	2	0	---	---	0

* KICKOFF RETURNS	No.	Yds	Avg	Long	TD
Bolden	2	35	17.5	20	0
TEAM	2	35	17.5	20	0
OPPONENTS	2	43	21.5	26	0

* FIELD GOALS	1-19	20-29	30-39	40-49	50+
Gostkowski	0/ 0	1/ 1	2/ 2	1/ 1	0/ 0
TEAM	0/ 0	1/ 1	2/ 2	1/ 1	0/ 0
OPPONENTS	1/ 1	0/ 0	0/ 0	0/ 0	0/ 0
Gostkowski: (25G,41G,35G,39G)					
OPP: (19G)					

* PASSING	Att	Cmp	Yds	Cmp%	Yds/Att	TD	TD%	Int	Int%	Long	Sack/Lost	Rating
Brady	36	24	341	66.7	9.47	3	8.3	0	0.0	58t	1/ 7	124.9
Edelman	1	1	32	100.0	32.00	0	0.0	0	0.0	32	0/ 0	118.8
TEAM	37	25	373	67.6	10.08	3	8.1	0	0.0	58t	1/ 7	127.4
OPPONENTS	47	27	276	57.4	5.87	0	0.0	1	2.1	45	1/ 0	65.6





# 2019 REGULAR SEASON DEFENSIVE STATISTICS

PLAYER Name	TACKLES			SACKS			INTERCEPTIONS				FUMBLES				SP. TEAMS				
	TT	UT	A	S	Yds	QH	Int	Yds	TD	PD	FF	FR	Yds	TD	TT	UT	A	FF	FR
Jason McCourty	7	6	1	0.0	0.0	0	0	0	0	3	0	0	0	0	0	0	0	0	0
Jamie Collins Sr.	6	6	0	0.0	0.0	1	0	0	0	0	0	0	0	0	0	0	0	0	0
Dont'a Hightower	6	6	0	0.0	0.0	0	0	0	0	0	0	0	0	0	0	0	0	0	0
Devin McCourty	6	5	1	0.0	0.0	0	1	0	0	2	0	0	0	0	0	0	0	0	0
Patrick Chung	6	4	2	0.0	0.0	0	0	0	0	1	0	0	0	0	0	0	0	0	0
Stephon Gilmore	6	4	2	0.0	0.0	0	0	0	0	0	0	0	0	0	0	0	0	0	0
Jonathan Jones	3	2	1	0.0	0.0	0	0	0	0	2	0	0	0	0	0	0	0	0	0
Ja'Whaun Bentley	3	2	1	0.0	0.0	0	0	0	0	0	0	0	0	0	0	0	0	0	0
John Simon	2	0	2	0.0	0.0	0	0	0	0	1	0	0	0	0	0	0	0	0	0
Lawrence Guy	2	0	2	0.0	0.0	0	0	0	0	0	0	0	0	0	0	0	0	0	0
Duron Harmon	2	0	2	0.0	0.0	0	0	0	0	0	0	0	0	0	0	0	0	0	0
Deatrich Wise Jr.	1	1	0	1.0	0.0	1	0	0	0	0	1	0	0	0	0	0	0	0	0
Danny Shelton	1	1	0	0.0	0.0	0	0	0	0	0	0	0	0	0	0	0	0	0	0
J.C. Jackson	1	1	0	0.0	0.0	0	0	0	0	0	0	0	0	0	0	0	0	0	0
Chase Winovich	1	1	0	0.0	0.0	0	0	0	0	0	0	0	0	0	0	0	0	0	0
Shilique Calhoun	1	0	1	0.0	0.0	1	0	0	0	0	0	0	0	0	0	0	0	0	0
Brandon Bolden	0	0	0	0.0	0.0	0	0	0	0	0	0	0	0	0	1	1	0	0	0
Stephen Gostkowski	0	0	0	0.0	0.0	0	0	0	0	0	0	0	0	0	1	1	0	0	0
	54	39	15	1.0	0.0	3	1	0	0	9	1	0	0	0	2	2	0	0	0

FUMBLES - LOST (0-0)				
				Own
No.	Lost	Rec	O.B.	

		KEY	
TT-Total Tackles		Int/Yds-Interceptions/Yards Returned	
UT-Unassisted Tackles		PD-Passes Defensed	
A-Assisted Tackles		FF-Forced Fumbles	

BLOCKED KICKS			
	XP	FG	P
Totals	0	0	0

MISC. OFFENSIVE STATS				
	Tkl	Ast	FF	FR



# 2019 NEW ENGLAND PATRIOTS ROSTER

AS OF SEPTEMBER 9, 2019

## ALPHABETICAL ROSTER

#	NAME	POS	HT	WT	BORN	YR	COLLEGE	H.S. HOMETOWN
7	Bailey, Jake	P	6-2	205	6/18/1997	R	Stanford	Solana Beach, Calif.
77	Bennett, Michael	DL	6-4	275	11/13/1985	11	Texas A&M	Houston, Texas
51	Bentley, Ja'Whaun	LB	6-2	255	8/24/1996	2	Purdue	Glenarden, Md.
38	Bolden, Brandon	RB	5-11	220	1/26/1990	8	Mississippi	Baton Rouge, La
12	Brady, Tom	QB	6-4	225	8/3/1977	20	Michigan	San Mateo, Calif.
25	Brooks, Terrence	DB	5-11	205	3/2/1992	6	Florida State	Dunnellon, Fla.
	Brown, Antonio	WR	5-10	181	7/10/1988	10	Central Michigan	Miami, Fla.
34	Burkhead, Rex	RB	5-10	215	7/2/1990	7	Nebraska	Plano, Texas
70	Butler, Adam	DL	6-5	300	4/12/1994	3	Vanderbilt	Duncanville, Texas
90	Calhoun, Shilique	LB	6-4	260	3/20/1992	4	Michigan State	Middletown, N.J.
61	Cannon, Marcus	OL	6-6	335	5/6/1988	9	Texas Christian	Odessa, Texas
49	Cardona, Joe	LS	6-3	245	4/16/1992	5	Navy	El Cajon, Calif.
23	Chung, Patrick	S	5-11	215	8/19/1987	11	Oregon	Rancho Cucamonga, Calif.
58	Collins Sr., Jamie	LB	6-3	255	10/20/1989	7	Southern Mississippi	McCall Creek, Miss.
99	Cowart, Byron	DL	6-3	300	5/20/1996	R	Maryland	Tampa, Fla.
74	Cunningham, Korey	OL	6-6	311	5/17/1995	2	Cincinnati	Montevallo, Ala.
46	Develin, James	FB	6-3	255	7/23/1988	7	Brown	Gilbertsville, Pa.
13	Dorsett II, Phillip	WR	5-10	192	1/5/1993	5	Miami (Fla.)	Ft. Lauderdale, Fla.
43	Ebner, Nate	DB	6-0	215	12/14/1988	8	Ohio State	Dublin, Ohio
11	Edelman, Julian	WR	5-10	198	5/22/1986	11	Kent State	Redwood City, Calif.
65	Eluemunor, Jermaine	OL	6-4	335	12/13/1994	3	Texas A&M	Rockaway, N.J.
66	Ferentz, James	OL	6-2	300	6/5/1989	4	Iowa	Iowa City, Iowa
24	Gilmore, Stephon	CB	6-1	202	9/19/1990	8	South Carolina	Rock Hill, S.C.
	Gordon, Josh	WR	6-3	225	4/13/1991	4	Baylor	Houston, Texas
3	Gostkowski, Stephen	K	6-1	215	1/28/1984	14	Memphis	Madison, Miss.
93	Guy, Lawrence	DL	6-4	315	3/17/1990	9	Arizona State	Las Vegas, Nev.
21	Harmon, Duron	DB	6-1	205	1/24/1991	7	Rutgers	Magnolia, Del.
37	Harris, Damien	RB	5-11	213	2/11/1997	R	Alabama	Richmond, Ky.
54	Hightower, Dont'a	LB	6-3	260	3/12/1990	8	Alabama	Lewisburg, Tenn.
85	Izzo, Ryan	TE	6-5	255	12/21/1995	2	Florida State	Sparta, N.J.
27	Jackson, J.C.	DB	6-1	198	11/17/1995	2	Maryland	Immokalee, Fla.
31	Jones, Jonathan	DB	5-10	190	9/20/1993	4	Auburn	Carrollton, Ga.
75	Karras, Ted	OL	6-4	305	3/15/1993	4	Illinois	Indianapolis, Ind.
83	LaCrosse, Matt	TE	6-6	255	9/21/1992	4	Illinois	Naperville, Ill.
69	Mason, Shaq	OL	6-1	310	8/28/1993	5	Georgia Tech	Columbia, Tenn.
32	McCourty, Devin	DB	5-10	195	8/13/1987	10	Rutgers	Nyack, N.Y.
30	McCourty, Jason	CB	5-11	195	8/13/1987	11	Rutgers	Nyack, N.Y.
16	Meyers, Jakobi	WR	6-2	200	11/9/1996	R	North Carolina State	Lithonia, Ga.
26	Michel, Sony	RB	5-11	215	2/17/1995	2	Georgia	Plantation, Fla.
80	Olszewski, Gunner	WR	6-0	190	11/26/1996	R	Bemidji State	Alvin, Texas
52	Roberts, Elandon	LB	6-0	238	4/22/1994	4	Houston	Port Arthur, Texas
71	Shelton, Danny	DL	6-2	345	8/20/1993	5	Washington	Auburn, Wash.
55	Simon, John	DE	6-2	260	10/14/1990	7	Ohio State	Youngstown, Ohio
18	Slater, Matthew	WR	6-0	205	9/9/1985	12	UCLA	Anaheim, Calif.
4	Stidham, Jarrett	QB	6-3	215	8/8/1996	R	Auburn	Stephenville, Texas
88	Thomas, Demaryius	WR	6-3	225	12/25/1987	10	Georgia Tech	Montrose, Ga.
62	Thuney, Joe	OL	6-5	308	11/18/1992	4	North Carolina State	Centerville, Ohio
53	Van Noy, Kyle	LB	6-3	250	3/26/1991	6	Brigham Young	Reno, Nev.
84	Watson, Ben	TE	6-3	255	12/18/1980	16	Georgia	Rock Hill, S.C.
28	White, James	RB	5-10	205	2/3/1992	6	Wisconsin	Ft. Lauderdale, Fla.
33	Williams, Joejuan	CB	6-3	212	12/6/1997	R	Vanderbilt	Nashville, Tenn.
50	Winovich, Chase	DL	6-3	250	4/19/1995	R	Michigan	Jefferson Hills, Pa.
91	Wise Jr., Deatrich	DL	6-5	275	7/26/1994	3	Arkansas	Carrollton, Texas
76	Wynn, Isaiah	OL	6-2	310	12/9/1995	2	Georgia	St. Petersburg, Fla.

## NUMERICAL ROSTER

#	NAME	POS
3	Stephen Gostkowski	K
4	Jarrett Stidham	QB
7	Jake Bailey	P
10	Josh Gordon	WR
11	Julian Edelman	WR
12	Tom Brady	QB
13	Phillip Dorsett II	WR
16	Jakobi Meyers	WR
18	Matthew Slater	WR
21	Duron Harmon	DB
23	Patrick Chung	S
24	Stephon Gilmore	CB
25	Terrence Brooks	DB
26	Sony Michel	RB
27	J.C. Jackson	DB
28	James White	RB
30	Jason McCourty	CB
31	Jonathan Jones	DB
32	Devin McCourty	DB
33	Joejuan Williams	CB
34	Rex Burkhead	RB
37	Damien Harris	RB
38	Brandon Bolden	RB
43	Nate Ebner	DB
46	James Develin	FB
49	Joe Cardona	LS
50	Chase Winovich	DL
51	Ja'Whaun Bentley	LB
52	Elandon Roberts	LB
53	Kyle Van Noy	LB
54	Dont'a Hightower	LB
55	John Simon	DE
58	Jamie Collins Sr.	LB
61	Marcus Cannon	OL
62	Joe Thuney	OL
65	Jermaine Eluemunor	OL
66	James Ferentz	OL
69	Shaq Mason	OL
70	Adam Butler	DL
71	Danny Shelton	DL
74	Korey Cunningham	OL
75	Ted Karras	OL
76	Isaiah Wynn	OL
77	Michael Bennett	DL
80	Gunner Olszewski	WR
83	Matt LaCrosse	TE
84	Ben Watson	TE
85	Ryan Izzo	TE
88	Demaryius Thomas	WR
90	Shilique Calhoun	LB
91	Deatrich Wise Jr.	DL
93	Lawrence Guy	DL
99	Byron Cowart	DL
	Antonio Brown	WR

## PRACTICE SQUAD

#	NAME	POS	HT	WT	BORN	YR	COLLEGE	H.S. HOMETOWN
67	Gossett, Colby	OL	6-5	331	6/23/1995	2	Appalachian State	Cumming, Ga.
96	Green Gerri	DE	6-4	252	9/14/1995	R	Mississippi State	Greenville, Miss.
59	Hall, Terez	LB	6-2	235	11/18/1996	R	Missouri	Lithonia, Ga.
47	Johnson, Jakob	FB	6-3	255	12/15/1994	1	Tennessee	Stuttgart, Germany
94	Kamalu, Ufomba	DL	6-6	295	11/2/1992	3	Miami (Fla.)	Fayetteville, Fla.
48	Munson, Calvin	LB	6-0	243	12/27/1994	2	San Diego State	St. Charles, Mo.
72	Skipper, Dan	OL	6-9	325	9/20/1994	1	Arkansas	Avada, Colo.
92	Thurman, Nick	DL	6-4	305	6/12/1995	1	Houston	Dallas, Texas
68	Toran, Najee	OL	6-2	305	11/15/1995	1	UCLA	Houston, Texas

## PRACTICE SQUAD

#	NAME	POS
47	Jakob Johnson	FB
48	Calvin Munson	LB
59	Terez Hall	LB
67	Colby Gossett	OL
68	Najee Toran	OL
72	Dan Skipper	OL
92	Nick Thurman	DL
94	Ufomba Kamalu	DL
96	Gerri Green	DE

## RESERVE/INJURED

#	NAME	POS	HT	WT	BORN	YR	COLLEGE	H.S. HOMETOWN
60	Andrews, David	C	6-3	300	7/10/1992	5	Georgia	Johns Creek, Ga.
58	Davis, Keionta	DL	6-4	280	3/1/1994	3	Tennessee-Chattanooga	Chattanooga, Tenn.
64	Froholdt, Hjalte	OL	6-5	310	8/20/1996	R	Arkansas	Bradenton, Fla.
42	Gant, Malik	DB	6-2	203	5/29/1997	R	Marshall	Washington, D.C.
15	Harry, N'Keal	WR	6-4	225	12/17/1997	R	Arizona State	Chandler, Ariz.
36	King, Brandon	LB	6-2	220	6/8/1993	5	Auburn	Alabaster, Ala.
95	Rivers, Derek	DE	6-5	250	5/9/1994	3	Youngstown State	Kinston, N.C.
41	Ross, D'Angelo	DB	5-9	190	10/29/1996	R	New Mexico	La Puente, Calif.

## RESERVE/INJURED

#	NAME	POS
15	N'Keal Harry	WR
36	Brandon King	LB
41	D'Angelo Ross	DB
42	Malik Gant	DB
58	Keionta Davis	DL
60	David Andrews	C
64	Hjalte Froholdt	OL
95	Derek Rivers	DE

## RESERVE/NON-FOOTBALL INJURY

#	NAME	POS	HT	WT	BORN	YR	COLLEGE	H.S. HOMETOWN
63	Cajuste, Yodny	OL	6-5	310	2/21/1996	R	West Virginia	Miami, Fla.

## RESERVE/NON-FOOTBALL INJURY

#	NAME	POS
63	Yodny Cajuste	OL

## RESERVE/PHYSICALLY UNABLE TO PERFORM

#	NAME	POS	HT	WT	BORN	YR	COLLEGE	H.S. HOMETOWN
19	Meredith, Cameron	WR	6-3	207	9/21/1992	5	Illinois State	Westchester, Ill.

## RESERVE/PUP

#	NAME	POS
19	Cameron Meredith	WR

## HEAD COACH: BILL BELICHICK

**ASSISTANTS:** Cam Achord, Assistant Special Teams; Steve Belichick, Secondary, Safeties; Bret Bielema, Defensive Line; Moses Cabrera, Head Strength and Conditioning; Nick Caley, Tight Ends; DeMarcus Covington, Outside Linebackers; Ivan Fears, Running Backs; Joe Judge, Special Teams Coordinator/Wide Receivers; Mick Lombardi, Assistant Quarterbacks; Deron Mayo, Assistant Strength and Conditioning; Jerod Mayo, Inside Linebackers; Josh McDaniels, Offensive Coordinator/Quarterbacks; Mike Pellegrino, Cornerbacks; Cole Popovich, Assistant Running Backs; Dante Scarnecchia, Offensive Line.





# 2019 NUMERICAL ROSTER

September 9, 2019

#	NAME	POS	HT	WT	AGE	YR	COLLEGE	HOW ACQ.
3	Stephen Gostkowski	K	6-1	215	35	14	Memphis	D4b-06
4	Jarrett Stidham	QB	6-3	215	23	R	Auburn	D4b-19
7	Jake Bailey	P	6-2	205	22	R	Stanford	D5b-19
10	Josh Gordon	WR	6-3	225	28	4	Baylor	TR (CLE)-18
11	Julian Edelman	WR	5-10	198	33	11	Kent State	D7a-09
12	Tom Brady	QB	6-4	225	42	20	Michigan	D6b-00
13	Phillip Dorsett II	WR	5-10	192	26	5	Miami (Fla.)	TR (IND)-17
16	Jakobi Meyers	WR	6-2	200	22	R	North Carolina State	FA-19
18	Matthew Slater	WR	6-0	205	34	12	UCLA	D5-08
21	Duron Harmon	DB	6-1	205	28	7	Rutgers	D3b-13
23	Patrick Chung	S	5-11	215	32	11	Oregon	FA-14
24	Stephon Gilmore	CB	6-1	202	28	8	South Carolina	UFA (BUF)-17
25	Terrence Brooks	DB	5-11	205	27	6	Florida State	UFA (NYJ)-19
26	Sony Michel	RB	5-11	215	24	2	Georgia	D1b-18
27	J.C. Jackson	DB	6-1	198	23	2	Maryland	FA-18
28	James White	RB	5-10	205	27	6	Wisconsin	D4b-14
30	Jason McCourty	CB	5-11	195	32	11	Rutgers	TR (CLE)-18
31	Jonathan Jones	DB	5-10	190	25	4	Auburn	FA-16
32	Devin McCourty	DB	5-10	195	32	10	Rutgers	D1-10
33	Joejuan Williams	CB	6-3	212	21	R	Vanderbilt	D2-19
34	Rex Burkhead	RB	5-10	215	29	7	Nebraska	UFA (CIN)-17
37	Damien Harris	RB	5-11	213	22	R	Alabama	D3b-19
38	Brandon Bolden	RB	5-11	220	29	8	Mississippi	UFA (MIA)-19
43	Nate Ebner	DB	6-0	215	30	8	Ohio State	D6-12
46	James Develin	FB	6-3	255	31	7	Brown	FA-12
49	Joe Cardona	LS	6-3	245	27	5	Navy	D5-15
50	Chase Winovich	DL	6-3	250	24	R	Michigan	D3a-19
51	Ja'Whaun Bentley	LB	6-2	255	23	2	Purdue	D5-18
52	Elandon Roberts	LB	6-0	238	25	4	Houston	D6b-16
53	Kyle Van Noy	LB	6-3	250	28	6	Brigham Young	TR (DET)-16
54	Dont'a Hightower	LB	6-3	260	29	8	Alabama	D1b-12
55	John Simon	DE	6-2	260	28	7	Ohio State	FA-18
58	Jamie Collins Sr.	LB	6-3	255	29	7	Southern Mississippi	FA-19
61	Marcus Cannon	OL	6-6	335	31	9	Texas Christian	D5a-11
62	Joe Thuney	OL	6-5	308	26	4	North Carolina State	D3a-16
65	Jermaine Eluemunor	OL	6-4	335	24	3	Texas A&M	TR (BAL)-19
66	James Ferentz	OL	6-2	300	30	4	Iowa	FA-17
69	Shaq Mason	OL	6-1	310	26	5	Georgia Tech	D4c-15
70	Adam Butler	DL	6-5	300	25	3	Vanderbilt	FA-17
71	Danny Shelton	DL	6-2	345	26	5	Washington	FA-19
74	Korey Cunningham	OL	6-6	311	24	2	Cincinnati	TR (ARI)-19
75	Ted Karras	OL	6-4	305	26	4	Illinois	D6c-16
76	Isaiah Wynn	OL	6-2	310	23	2	Georgia	D1a-18
77	Michael Bennett	DL	6-4	275	33	11	Texas A&M	TR (PHI)-19
80	Gunner Olszewski	WR	6-0	190	22	R	Bemidji State	FA-19
83	Matt LaCrosse	TE	6-6	255	26	4	Illinois	FA-19
84	Ben Watson	TE	6-3	255	38	16	Gorgia	FA-19
85	Ryan Izzo	TE	6-5	255	23	2	Florida State	D7c-18
88	Demaryius Thomas	WR	6-3	225	31	10	Georgia Tech	FA-19
90	Shilique Calhoun	LB	6-4	260	27	4	Michigan State	FA-19
91	Deatrich Wise Jr.	DL	6-5	275	25	3	Arkansas	D4-17
93	Lawrence Guy	DL	6-4	315	29	9	Arizona State	UFA (BAL)-17
99	Byron Cowart	DL	6-3	300	23	R	Maryland	D5a-19
	Antonio Brown	WR	5-10	181	31	10	Central Michigan	FA-19

## PRACTICE SQUAD

#	NAME	POS	HT	WT	AGE	YR	COLLEGE	HOW ACQ.
47	Jakob Johnson	FB	6-3	255	24	1	Tennessee	FA-19
48	Calvin Munson	LB	6-0	243	24	2	San Diego State	FA-18
59	Terez Hall	LB	6-2	235	22	R	Missouri	FA-19
67	Colby Gossett	OL	6-5	331	24	2	Appalachian State	FA-19
68	Najee Toran	OL	6-2	305	23	1	UCLA	FA-19
72	Dan Skipper	OL	6-9	325	24	1	Arkansas	FA-18
92	Nick Thurman	DL	6-4	305	24	1	Houston	FA-19
94	Ufomba Kamalu	DL	6-6	295	26	3	Miami (Fla.)	FA-18
96	Gerri Green	DE	6-4	252	23	R	Mississippi State	FA-19

## RESERVE/INJURED

#	NAME	POS	HT	WT	AGE	YR	COLLEGE	DATE
15	N'Keal Harry	WR	6-4	225	21	R	Arizona State	(9/2/2019)
36	Brandon King	LB	6-2	220	26	5	Auburn	(8/25/2019)
41	D'Angelo Ross	DB	5-9	190	22	R	New Mexico	(8/13/2019)
42	Malik Gant	DB	6-2	203	22	R	Marshall	(8/31/2019)
58	Keionta Davis	DL	6-4	280	25	3	Tennessee-Chattanooga	(8/26/2019)
60	David Andrews	C	6-3	300	27	5	Georgia	(8/31/2019)
64	Hjalte Froholdt	OL	6-5	310	23	R	Arkansas	(8/31/2019)
95	Derek Rivers	DE	6-5	250	25	3	Youngstown State	(8/31/2019)

## RESERVE/NON-FOOTBALL INJURY

#	NAME	POS	HT	WT	AGE	YR	COLLEGE	DATE
63	Yodny Cajuste	OL	6-5	310	23	R	West Virginia	(8/31/2019)

## RESERVE/PHYSICALLY UNABLE TO PERFORM

#	NAME	POS	HT	WT	AGE	YR	COLLEGE	DATE
19	Cameron Meredith	WR	6-3	207	26	5	Illinois State	(8/31/2019)



# 2019 POSITIONAL ROSTER

September 9, 2019

DEFENSE (24)								
#	NAME	POS	HT	WT	BORN	YR	COLLEGE	H.S. HOMETOWN
<b>DEFENSIVE LINE (8)</b>								
77	Bennett, Michael	DL	6-4	275	11/13/1985	11	Texas A&M	Houston, Texas
70	Butler, Adam	DL	6-5	300	4/12/1994	3	Vanderbilt	Duncanville, Texas
99	Cowart, Byron	DL	6-3	300	5/20/1996	R	Maryland	Tampa, Fla.
93	Guy, Lawrence	DL	6-4	315	3/17/1990	9	Arizona State	Las Vegas, Nev.
71	Shelton, Danny	DL	6-2	345	8/20/1993	5	Washington	Auburn, Wash.
55	Simon, John	DE	6-2	260	10/14/1990	7	Ohio State	Youngstown, Ohio
50	Winovich, Chase	DL	6-3	250	4/19/1995	R	Michigan	Jefferson Hills, Pa.
91	Wise Jr., Deatrich	DL	6-5	275	7/26/1994	3	Arkansas	Carrollton, Texas
<b>LINEBACKER (6)</b>								
51	Bentley, Ja'Whaun	LB	6-2	255	8/24/1996	2	Purdue	Glenarden, Md.
90	Calhoun, Shilique	LB	6-4	260	3/20/1992	4	Michigan State	Middletown, N.J.
58	Collins Sr., Jamie	LB	6-3	255	10/20/1989	7	Southern Mississippi	McCall Creek, Miss.
54	Hightower, Dont'a	LB	6-3	260	3/12/1990	8	Alabama	Lewisburg, Tenn.
52	Roberts, Elandon	LB	6-0	238	4/22/1994	4	Houston	Port Arthur, Texas
53	Van Noy, Kyle	LB	6-3	250	3/26/1991	6	Brigham Young	Reno, Nev.
<b>DEFENSIVE BACK (10)</b>								
25	Brooks, Terrence	DB	5-11	205	3/2/1992	6	Florida State	Dunnellon, Fla.
23	Chung, Patrick	S	5-11	215	8/19/1987	11	Oregon	Rancho Cucamonga, Calif.
43	Ebner, Nate	DB	6-0	215	12/14/1988	8	Ohio State	Dublin, Ohio
24	Gilmore, Stephon	CB	6-1	202	9/19/1990	8	South Carolina	Rock Hill, S.C.
21	Harmon, Duron	DB	6-1	205	1/24/1991	7	Rutgers	Magnolia, Del.
27	Jackson, J.C.	DB	6-1	198	11/17/1995	2	Maryland	Immokalee, Fla.
31	Jones, Jonathan	DB	5-10	190	9/20/1993	4	Auburn	Carrollton, Ga.
32	McCourty, Devin	DB	5-10	195	8/13/1987	10	Rutgers	Nyack, N.Y.
30	McCourty, Jason	CB	5-11	195	8/13/1987	11	Rutgers	Nyack, N.Y.
33	Williams, Joejuan	CB	6-3	212	12/6/1997	R	Vanderbilt	Nashville, Tenn.
OFFENSE (27)								
#	NAME	POS	HT	WT	BORN	YR	COLLEGE	H.S. HOMETOWN
<b>OFFENSIVE LINE (8)</b>								
61	Cannon, Marcus	OL	6-6	335	5/6/1988	9	Texas Christian	Odessa, Texas
74	Cunningham, Korey	OL	6-6	311	5/17/1995	2	Cincinnati	Montevallo, Ala.
65	Eluemunor, Jermaine	OL	6-4	335	12/13/1994	3	Texas A&M	Rockaway, N.J.
66	Ferentz, James	OL	6-2	300	6/5/1989	4	Iowa	Iowa City, Iowa
75	Karras, Ted	OL	6-4	305	3/15/1993	4	Illinois	Indianapolis, Ind.
69	Mason, Shaq	OL	6-1	310	8/28/1993	5	Georgia Tech	Columbia, Tenn.
62	Thuney, Joe	OL	6-5	308	11/18/1992	4	North Carolina State	Centerville, Ohio
76	Wynn, Isaiah	OL	6-2	310	12/9/1995	2	Georgia	St. Petersburg, Fla.
<b>QUARTERBACK (2)</b>								
12	Brady, Tom	QB	6-4	225	8/3/1977	20	Michigan	San Mateo, Calif.
4	Stidham, Jarrett	QB	6-3	215	8/8/1996	R	Auburn	Stephenville, Texas
<b>WIDE RECEIVER (8)</b>								
	Brown, Antonio	WR	5-10	181	7/10/1988	10	Central Michigan	Miami, Fla.
13	Dorsett II, Phillip	WR	5-10	192	1/5/1993	5	Miami (Fla.)	Ft. Lauderdale, Fla.
11	Edelman, Julian	WR	5-10	198	5/22/1986	11	Kent State	Redwood City, Calif.
10	Gordon, Josh	WR	6-3	225	4/13/1991	4	Baylor	Houston
16	Meyers, Jakobi	WR	6-2	200	11/9/1996	R	North Carolina State	Lithonia, Ga.
80	Olszewski, Gunner	WR	6-0	190	11/26/1996	R	Bemidji State	Alvin, Texas
18	Slater, Matthew	WR	6-0	205	9/9/1985	12	UCLA	Anaheim, Calif.
88	Thomas, Demaryius	WR	6-3	225	12/25/1987	10	Georgia Tech	Montrose, Ga.
<b>RUNNING BACK (6)</b>								
38	Bolden, Brandon	RB	5-11	220	1/26/1990	8	Mississippi	Baton Rouge, La.
34	Burkhead, Rex	RB	5-10	215	7/2/1990	7	Nebraska	Plano, Texas
46	Develin, James	FB	6-3	255	7/23/1988	7	Brown	Gilbertsville, Pa.
37	Harris, Damien	RB	5-11	213	2/11/1997	R	Alabama	Richmond, Ky.
26	Michel, Sony	RB	5-11	215	2/17/1995	2	Georgia	Plantation, Fla.
28	White, James	RB	5-10	205	2/3/1992	6	Wisconsin	Ft. Lauderdale, Fla.
<b>TIGHT END (3)</b>								
85	Izzo, Ryan	TE	6-5	255	12/21/1995	2	Florida State	Sparta, N.J.
83	LaCrosse, Matt	TE	6-6	255	9/21/1992	4	Illinois	Naperville, Ill.
84	Watson, Ben	TE	6-3	255	12/18/1980	16	Georgia	Rock Hill, S.C.
SPECIALISTS (3)								
#	NAME	POS	HT	WT	BORN	YR	COLLEGE	H.S. HOMETOWN
<b>SPECIALISTS (3)</b>								
7	Bailey, Jake	P	6-2	205	6/18/1997	R	Stanford	Solana Beach, Calif.
49	Cardona, Joe	LS	6-3	245	4/16/1992	5	Navy	El Cajon, Calif.
3	Gostkowski, Stephen	K	6-1	215	1/28/1984	14	Memphis	Madison, Miss.
RESERVE/INJURED (8)								
#	NAME	POS	HT	WT	BORN	YR	COLLEGE	H.S. HOMETOWN
<b>RESERVE/INJURED (8)</b>								
60	Andrews, David	C	6-3	300	7/10/1992	5	Georgia	Johns Creek, Ga.
58	Davis, Keionta	DL	6-4	280	3/1/1994	3	Tennessee-Chattanooga	Chattanooga, Tenn.
64	Froholdt, Hjalte	OL	6-5	310	8/20/1996	R	Arkansas	Bradenton, Fla.
42	Gant, Malik	DB	6-2	203	5/29/1997	R	Marshall	Washington, D.C.
15	Harry, N'Keal	WR	6-4	225	12/17/1997	R	Arizona State	Chandler, Ariz.
36	King, Brandon	LB	6-2	220	6/8/1993	5	Auburn	Alabaster, Ala.
95	Rivers, Derek	DE	6-5	250	5/9/1994	3	Youngstown State	Kinston, N.C.
41	Ross, D'Angelo	DB	5-9	190	10/29/1996	R	New Mexico	LaPuente, Calif.
RESERVE/NON-FOOTBALL INJURY (1)								
#	NAME	POS	HT	WT	BORN	YR	COLLEGE	H.S. HOMETOWN
<b>RESERVE/NFI (1)</b>								
63	Cajuste, Yodny	OL	6-5	310	2/21/1996	R	West Virginia	Miami, Fla.
RESERVE/PUP (1)								
#	NAME	POS	HT	WT	BORN	YR	COLLEGE	H.S. HOMETOWN
<b>RESERVE/PUP (1)</b>								
19	Meredith, Cameron	WR	6-3	207	9/21/1992	5	Illinois State	Westchester, Ill.





# HOW THE PATRIOTS WERE BUILT

UPDATED: September 9, 2019

<u>YEAR</u>	<u>DRAFTTEES (26)</u>	<u>VETERAN FREE AGENTS (14)</u>	<u>WAIVERS (0) / TRADES (8)</u>	<u>ROOKIE AND FIRST-YEAR FREE AGENTS (6)</u>
2000	Tom Brady (6b)			
2006	Stephen Gostkowski (4b)			
2008	Matthew Slater (5)			
2009	Julian Edelman (7a)			
2010	Devin McCourty (1)			
2011	Marcus Cannon (5a)			
2012	Dont'a Hightower (1b) Nate Ebner (6)			James Develin (fa) (CIN)
2013	Duron Harmon (3b)			
2014	James White (4b)	Patrick Chung (2) (NE)		
2015	Shaq Mason (4c) Joe Cardona (5)			
2016	Joe Thuney (3a) Elandon Roberts (6b) Ted Karras (6c)		Kyle Van Noy (2) (tr-DET)	Jonathan Jones (fa)
2017	Deatrich Wise Jr. (4)	Rex Burkhead (6) (CIN) Stephon Gilmore (1) (BUF) Lawrence Guy (7) (GB)	Phillip Dorsett II (1) (tr-IND)	Adam Butler (fa)
2018	Isaiah Wynn (1a) Sony Michel (1b) Ja'Whaun Bentley (5) Ryan Izzo (7c)	James Ferentz (fa) (HOU) John Simon (4) (BAL)	Josh Gordon (Sup-2) (tr-CLE) Jason McCourty (6) (tr-CLE) Danny Shelton (1) (tr-CLE)	J.C. Jackson (fa)
2019	Joejuan Williams (2) Chase Winovich (3a) Damien Harris (3b) Jarrett Stidham (4b) Byron Cowart (5a) Jake Bailey (5b)	Brandon Bolden (fa) (NE) Terrence Brooks (3) (BAL) Antonio Brown (6) (PIT) Shilique Calhoun (3) (OAK) Jamie Collins Sr. (2) (NE) Matt LaCrosse (fa) (NYG) Demaryius Thomas (1) (DEN) Ben Watson (1) (NE)	Michael Bennett (fa) (tr-PHI) Korey Cunningham (7) (tr-ARI) Jermaine Eluemunor (fa) (tr-BAL)	Jakobi Meyers (fa) Gunner Olszewski (fa)

**NOTE:** Team in parenthesis is the player's original team  
(#) – indicates round drafted  
(fa) – indicates non-drafted free agents

## RESERVE/NFI LIST

Yodny Cajuste (3c)

## RESERVE/PUP LIST

Cameron Meredith (fa) (CHI)

## RESERVE/INJURED LIST

David Andrews (fa)  
Keionta Davis (fa)  
Hjalte Froholdt (4a)  
Malik Gant (fa)  
N'Keal Harry (1)  
Brandon King (fa)  
Derek Rivers (3a)  
D'Angelo Ross (fa)

# UNOFFICIAL DEPTH CHART

Unofficial depth chart compiled by Patriots media relations

## OFFENSE

<b>WR:</b> 13 Phillip Dorsett II	88 Demaryius Thomas	Antonio Brown
	18 Matthew Slater	<u>80 Gunner Olszewski</u>
<b>LT:</b> 76 Isaiah Wynn	74 Korey Cunningham	
<b>LG:</b> 62 Joe Thuney	65 Jermaine Eluemunor	
<b>C:</b> 75 Ted Karras	66 James Ferentz	
<b>RG:</b> 69 Shaq Mason	65 Jermaine Eluemunor	66 James Ferentz
<b>RT:</b> 61 Marcus Cannon	74 Korey Cunningham	
<b>TE:</b> 83 Matt LaCosse	85 Ryan Izzo	84 Ben Watson
<b>WR:</b> 11 Julian Edelman	10 Josh Gordon	<u>16 Jakobi Meyers</u>
<b>QB:</b> 12 Tom Brady	<u>4 Jarrett Stidham</u>	
<b>RB:</b> 26 Sony Michel	46 James Develin (FB)	<u>37 Damien Harris</u>
<b>RB:</b> 28 James White	34 Rex Burkhead	38 Brandon Bolden

## DEFENSE

<b>LE:</b> 91 Deatrich Wise Jr.	<u>50 Chase Winovich</u>	
<b>DT:</b> 93 Lawrence Guy	<u>99 Byron Cowart</u>	
<b>DT:</b> 71 Danny Shelton	70 Adam Butler	
<b>RE:</b> 77 Michael Bennett	55 John Simon	
<b>LB:</b> 54 Dont'a Hightower	58 Jamie Collins Sr.	
<b>LB:</b> 52 Elandon Roberts	51 Ja'Whaun Bentley	
<b>LB:</b> 53 Kyle Van Noy	90 Shilique Calhoun	
<b>RCB:</b> 24 Stephon Gilmore	31 Jonathan Jones	<u>33 Joejuan Williams</u>
<b>LCB:</b> 30 Jason McCourty	27 J.C. Jackson	
<b>S:</b> 23 Patrick Chung	21 Duron Harmon	25 Terrence Brooks
<b>S:</b> 32 Devin McCourty	43 Nate Ebner	

## SPECIAL TEAMS

<b>K:</b> 3 Stephen Gostkowski	
<b>P:</b> <u>7 Jake Bailey</u>	
<b>H:</b> <u>7 Jake Bailey</u>	
<b>PR:</b> 11 Julian Edelman	<u>80 Gunner Olszewski</u>
<b>KR:</b> 18 Matthew Slater	
<b>LS:</b> 49 Joe Cardona	

## PRONUNCIATION GUIDE

Ja'Whaun Bentley	ja-WHAN	Matt Lacosse	la-COSS
Shilique Calhoun	sha-LEEK cal-HOON	Sony Michel	SO-nee mih-SHELL
Joe Cardona	car-DOAN-a	Gunner Olszewski	O-sheh-ski
Byron Cowart	COW-ert	Elandon Roberts	EE-lan-don
Phillip Dorsett	door-SET	Jarrett Stidham	STID-um
Jermaine Eluemunor	eh-LOO-muh-nor	Demaryius Thomas	du-MARE-ee-us
James Ferentz	FAIR-ins	Joe Thuney	TOO-nee
Stephon Gilmore	steph-AHN	Joejuan Williams	joe-WAHN
Stephen Gostkowski	gost-COW-ski	Chase Winovich	WIN-o-vich
Damien Harris	day-MEE-en	Deatrich Wise Jr.	DEE-tritch
Dont'a Hightower	don-TAY	Isaiah Wynn	eye-ZAY-ah WIN
Ted Karras	CARE-us		





# 2019 TRANSACTIONS

UPDATED: September 9, 2019

## FEBRUARY 2019

2/5/2019	Croston, Cole	Signed to a future contract
2/5/2019	Eldrenkamp, Jake	Signed to a future contract
2/5/2019	Etling, Danny	Signed to a future contract
2/5/2019	Harris, Trent	Signed to a future contract
2/5/2019	Herron, Frank	Signed to a future contract
2/5/2019	Howard, A.J.	Signed to a future contract
2/5/2019	Mathews, Ryker	Signed to a future contract
2/5/2019	Munson, Calvin	Signed to a future contract
2/5/2019	Parry, David	Signed to a future contract
2/5/2019	Patterson, Damoun	Signed to a future contract
2/5/2019	Skipper, Dan	Signed to a future contract

## MARCH 2019

3/4/2019	Allen, Dwayne	Released
3/4/2019	Andrews, Darren	Released
3/14/2019	Bennett, Michael	Acquired Via Trade (Philadelphia)
3/14/2019	Bolden, Brandon	Signed
3/14/2019	McCourty, Jason	Re-signed
3/15/2019	Brooks, Terrence	Signed
3/15/2019	Ellington, Bruce	Signed
3/15/2019	Harris, Maurice	Signed
3/15/2019	LaCrosse, Matt	Signed
3/15/2019	Pennel Jr., Mike	Signed
3/15/2019	Simon, John	Re-signed
3/15/2019	Clayborn, Adrian	Released
3/19/2019	Dorsett, Phillip	Re-signed
3/22/2019	Allen, Ryan	Re-signed
3/24/2019	Gronkowski, Rob	Announced his retirement

## APRIL 2019

4/1/2019	Lang, Cedrick	Signed
4/8/2019	Johnson, Jakob	Signed
4/10/2019	Gostkowski, Stephen	Re-signed
4/10/2019	Seferian-Jenkins, Austin	Signed
4/16/2019	Jones, Jonathan	Re-signed
4/16/2019	Thomas, Demaryius	Signed
4/25/2019	Harry, N'Keal	Drafted
4/26/2019	Williams, Joejuan	Drafted
4/26/2019	Winovich, Chase	Drafted
4/26/2019	Harris, Damien	Drafted
4/26/2019	Cajuste, Yodny	Drafted
4/27/2019	Froholdt, Hjalte	Drafted
4/27/2019	Stidham, Jarrett	Drafted
4/27/2019	Cowart, Byron	Drafted
4/27/2019	Bailey, Jake	Drafted
4/27/2019	Webster, Ken	Drafted
4/29/2019	Hollister, Jacob	Traded to Seattle

## MAY 2019

5/2/2019	Anderson, Calvin	Signed
5/2/2019	Beck, Andrew	Signed
5/2/2019	Brossette, Nick	Signed
5/2/2019	Calhoun, Shilique	Signed
5/2/2019	Davis, Ryan	Signed
5/2/2019	Gant, Malik	Signed
5/2/2019	Gauthier, Tyler	Signed
5/2/2019	Hall, Terez	Signed
5/2/2019	Meyers, Jakobi	Signed
5/2/2019	Ross, D'Angelo	Signed
5/2/2019	St. Louis, Tyree	Signed
5/2/2019	Thurman, Nick	Signed
5/2/2019	Mathews, Ryker	Released
5/6/2019	Ubosi, Xavier	Signed
5/8/2019	Ellington, Bruce	Released
5/10/2019	Watson, Ben	Signed
5/10/2019	Bailey, Jake	Signed/Draft Choice
5/10/2019	Cajuste, Yodny	Signed/Draft Choice
5/10/2019	Cowart, Byron	Signed/Draft Choice
5/10/2019	Froholdt, Hjalte	Signed/Draft Choice
5/10/2019	Stidham, Jarrett	Signed/Draft Choice
5/10/2019	Webster, Ken	Signed/Draft Choice
5/10/2019	Williams, Joejuan	Signed/Draft Choice
5/13/2019	Inman, Dontrelle	Signed
5/13/2019	Veldheer, Jared	Signed
5/13/2019	Anderson, Calvin	Released
5/13/2019	Ubosi, Xavier	Released
5/15/2019	Harry, N'Keal	Signed/Draft Choice
5/16/2019	Collins Sr., Jamie	Signed
5/16/2019	Herron, Frank	Released
5/20/2019	Shelton, Danny	Signed
5/20/2019	Eldrenkamp, Jake	Released
5/21/2019	Veldheer, Jared	Reserve/Retired
5/23/2019	Olszewski, Gunner	Signed

## JUNE 2019

6/4/2019	Seferian-Jenkins, Austin	Released
6/4/2019	Winovich, Chase	Signed/Draft Choice
6/5/2019	Harris, Damien	Signed/Draft Choice

## JULY 2019

7/24/2019	Kendricks, Lance	Signed
7/24/2019	Schwenke, Brian	Reserve/Retired
7/26/2019	Dielman, J.J.	Signed
7/29/2019	Dielman, J.J.	Reserve/Retired
7/30/2019	Ivey, Martez	Signed
7/30/2019	Croston, Cole	Released

## AUGUST 2019

8/2/2019	Meredith, Cameron	Signed
8/12/2019	Croston, Cole	Signed
8/12/2019	Ross, D'Angelo	Released
8/13/2019	Saubert, Eric	Acquired Via Trade (Atlanta)
8/13/2019	Etling, Danny	Released
8/13/2019	Ross, D'Angelo	Placed on Reserve/Injured
8/18/2019	Inman, Dontrelle	Released
8/20/2019	Allen, Ryan	Released
8/25/2019	Davis, Keionta	Released
8/25/2019	Harris, Maurice	Released
8/25/2019	King, Brandon	Placed on Reserve/Injured
8/25/2019	Martin, Robert	Signed
8/25/2019	Wright, Scooby	Signed
8/26/2019	Pennel Jr., Mike	Released
8/26/2019	Martin, Robert	Released
8/26/2019	Davis, Keionta	Placed on Reserve/Injured
8/29/2019	Cunningham, Korey	Acquired Via Trade (Arizona)
8/29/2019	Eluemunor, Jermaine	Acquired Via Trade (Baltimore)
8/31/2019	Bodine, Russell	Acquired Via Trade (Buffalo)
8/31/2019	Dawson Jr., Duke	Traded to Denver
8/31/2019	Andrews, David	Placed on Reserve/Injured
8/31/2019	Froholdt, Hjalte	Placed on Reserve/Injured
8/31/2019	Gant, Malik	Placed on Reserve/Injured
8/31/2019	Rivers, Derek	Placed on Reserve/Injured
8/31/2019	Cajuste, Yodny	Placed on Non-Football Injury List
8/31/2019	Meredith, Cameron	Placed on Reserve/PUP List
8/31/2019	Anderson, Stephen	Released
8/31/2019	Beck, Andrew	Released
8/31/2019	Berrios, Braxton	Released
8/31/2019	Croston, Cole	Released
8/31/2019	Davis, Ryan	Released
8/31/2019	Ferentz, James	Released
8/31/2019	Gauthier, Tyler	Released
8/31/2019	Hall, Terez	Released
8/31/2019	Harris, Trent	Released
8/31/2019	Howard, A.J.	Released
8/31/2019	Hoyer, Brian	Released
8/31/2019	Ivey, Martez	Released
8/31/2019	Johnson, Jakob	Released
8/31/2019	Kamalu, Ufomba	Released
8/31/2019	Lang, Cedrick	Released
8/31/2019	Munson, Calvin	Released
8/31/2019	Parry, David	Released
8/31/2019	Patterson, Damoun	Released
8/31/2019	Sam, Christian	Released
8/31/2019	Saubert, Eric	Released
8/31/2019	Skipper, Dan	Released
8/31/2019	St. Louis, Tyree	Released
8/31/2019	Thomas, Demaryius	Released
8/31/2019	Thurman, Nick	Released
8/31/2019	Webster, Ken	Released
8/31/2019	Wright, Scooby	Released

## SEPTEMBER 2019

9/1/2019	Crossem Keion	Traded to Houston
9/1/2019	Anderson, Stephen	Signed to the practice squad
9/1/2019	Hall, Terez	Signed to the practice squad
9/1/2019	Johnson, Jakob	Signed to the practice squad
9/1/2019	Kamalu, Ufomba	Signed to the practice squad
9/1/2019	Munson, Calvin	Signed to the practice squad
9/1/2019	St. Louis, Tyree	Signed to the practice squad
9/1/2019	Skipper, Dan	Signed to the practice squad
9/1/2019	Thurman, Nick	Signed to the practice squad
9/2/2019	Thomas, Demaryius	Signed
9/2/2019	Harry, N'Keal	Placed on Reserve/Injured
9/2/2019	Gossett, Colby	Signed to the practice squad
9/2/2019	Green, Gerri	Signed to the practice squad
9/2/2019	Toran, Najee	Signed to the practice squad
9/2/2019	St. Louis, Tyree	Released from the practice squad
9/6/2019	Ferentz, James	Signed
9/6/2019	Bodine, Russell	Released
9/9/2019	Brown, Antonio	Signed
9/9/2019	Melifonwu, Obi	Released
9/9/2019	Kendricks, Lance	Released
9/9/2019	Anderson, Stephen	Released from the practice squad



# PATRIOTS AT MIAMI DOLPHINS

## SERIES HISTORY

The New England Patriots and Miami Dolphins will square off for the first of two meetings in 2019. The Patriots will host Miami in the 2019 regular-season finale on Dec. 29 at Gillette Stadium. The teams have split the annual series in each of the last two seasons with the Patriots winning at home and losing at Miami.

The Patriots are 1-5 in their last six visits to Miami, including a streak of two straight losses.

Last season, the teams split the annual series with the Patriots taking a 38-7 win at Gillette Stadium on Sept. 30, 2018, and the Dolphins winning the rematch at Miami on Dec. 9, 2018, with a 34-33 victory.

The Patriots have had the upper hand at home against Miami, holding a 35-17 record in games played in New England in the regular season, including a 15-2 record at Gillette Stadium. But the Patriots are 16-38 all-time in Miami, including two postseason contests. Miami beat New England at Gillette Stadium for the first time in the final game of the 2005 season, when Patriots starting QB Tom Brady was pulled from action after the first quarter. Miami also beat the Patriots, 38-13, at Gillette Stadium, on Sept. 21, 2008, when Tom Brady was on injured reserve.

The Dolphins and Patriots met for the first time in 1966 and began playing twice a year during the 1967 regular season, except in 1982 during a players' strike.

The two clubs have played three times in the postseason with New England holding a 2-1 advantage.

## SERIES BREAKDOWN

### MIAMI 55, NEW ENGLAND 52

(Including New England 2, Miami 1 in Playoffs)

**Record in New England 36-17 (Incl. 1-0 in playoffs)**

Record in Foxborough 34-15 (1-0)

Record in Boston 2-2

**Record in Miami 16-38 (Incl. 1-1 in playoffs)**

Record at Dolphins / Hard Rock 12-20

Record at Orange Bowl 3-18 (1-1)

**Record in Tampa\* 1-0**

Season Sweeps Patriots 10, Dolphins 13

Season Splits 28 (Most recent 2018)

Bill Belichick vs. Miami 24-17 (24-14 with New England)

\*A Miami home game was played in Tampa in 1969.

## TALE OF THE TAPE

2019 Regular Season	New England	Miami
Record	1-0	0-1
Divisional Standings	1stT	2ndT
Total Yards Gained	465	200
Total Offense (Rank)	465.0 (7)	200.0 (32)
Rush Offense	99.0 (18)	21.0 (32)
Pass Offense	366.0 (6)	179.0 (25)
Points Per Game	33 (5)	10.0 (29T)
Total Yards Allowed	308	643
Total Defense (Rank)	308.0 (9)	643.0 (32)
Rush Defense	32.0 (3)	265.0 (32)
Pass Defense	276.0 (20)	378.0 (29T)
Points Allowed/Game	3.0 (1T)	59.0 (32)
Possession Avg.	32:33	19:53
Sacks Allowed/Yards Lost	1/7	3/11
Sacks Made/Yards	1/0	1/1
Total Touchdowns Scored	3	1
Penalties Against/Yards	7/55	9/64
Punts/Avg.	3/41.0	6/53.7
Turnover Differential	+1 (11T)	-3 (29T)

## QUICK HITS

- Since Bill Belichick became Patriots head coach in 2000, New England is 24-14 (.632) against Miami.
- Since 2000, the Patriots are 88-30 (.746) against AFC East opponents. New England is 24-14 against the Dolphins over that span, 28-10 against the New York Jets and 33-5 against the Buffalo Bills. The Patriots were 3-1 against Indianapolis from 2000 through 2001 when they were in the AFC East.
- The Patriots have not been swept in their season series with a divisional opponent since 2000, when they lost both games to Miami and also to the New York Jets.

## TOM BRADY VS. MIAMI

Tom Brady is scheduled to start at quarterback against Miami for the 34th time in his career and has compiled a 22-11 record against the Dolphins, including a 7-10 record at Miami. Brady is 81-20 in his career as a starter in the regular season against AFC East opponents, with 11 of the 20 losses coming to the Dolphins. One of those losses was in the final game of the 2005 season, when Brady was pulled after the first quarter.

### TOM BRADY VS. MIAMI

DATE	H/A	ATT	CMP	YDS	%	TD	INT	RT	W/L	SCORE
10/07/01	A	24	12	86	50.0	0	0	58.7	L	10-30
12/22/01	H	19	11	108	57.9	1	0	91.6	W	20-13
10/06/02	A	31	17	240	54.8	2	2	74.7	L	13-26
12/29/02	H	44	25	221	56.8	1	1	68.5	W	27-24
10/19/03	A	34	24	283	70.6	2	0	115.2	W	19-13
12/07/03	H	31	16	163	51.6	0	0	67.0	W	12-0
10/10/04	H	19	7	76	36.8	2	1	62.6	W	24-10
12/20/04	A	29	18	171	62.1	3	4	73.3	L	28-29
11/13/05	A	36	21	275	58.3	2	2	77.9	W	23-16
01/01/06*	H	8	3	37	37.5	1	1	52.6	L	26-28
10/08/06	H	29	16	140	55.2	2	0	91.2	W	20-10
12/10/06	A	25	12	78	48.0	0	0	55.1	L	0-21
10/21/07	A	25	21	354	84.0	6	0	158.3	W	49-28
12/23/07	H	33	18	215	54.5	3	2	79.7	W	28-7
11/08/09	H	37	25	332	.676	1	1	93.5	W	27-17
12/06/09	A	29	19	352	65.5	2	2	101.5	L	21-22
10/04/10	A	24	19	153	79.2	1	0	107.1	W	41-14
01/02/11	H	16	10	199	62.5	2	0	145.6	W	38-7
09/12/11	A	48	32	517	66.7	4	1	121.6	W	38-24
12/24/11	H	46	27	304	58.7	1	0	85.8	W	27-24
12/02/12	A	40	24	238	60.0	1	1	74.8	W	23-16
12/30/12	H	36	22	284	61.1	2	0	104.4	W	28-0
10/27/13	H	22	13	116	59.1	1	1	69.5	W	27-17
12/14/13	A	55	34	364	61.8	2	1	85.7	L	20-24
09/07/14	A	56	29	249	51.8	1	0	69.7	L	20-33
12/14/14	H	35	21	287	60.0	2	1	93.4	W	41-13
10/29/15	H	38	26	456	68.4	4	0	133.2	W	36-7
01/03/16	A	21	12	134	57.1	0	0	76.3	L	10-20
01/01/17	A	33	25	276	75.8	3	0	130.4	W	35-14
11/26/17	H	28	18	227	64.3	4	1	114.1	W	35-17
12/11/17	A	43	24	233	55.8	1	2	59.5	L	20-27
09/30/18	H	35	23	274	65.7	3	2	94.2	W	38-7
12/09/18	A	43	27	358	62.8	3	0	112.4	L	33-34
<b>TOTALS</b>		<b>1072</b>	<b>651</b>	<b>7,700</b>	<b>60.7</b>	<b>63</b>	<b>26</b>	<b>92.1</b>		<b>22-11</b>

\*Played the first quarter only.



# PATRIOTS AT MIAMI DOLPHINS

## LAST REGULAR-SEASON MEETING: DOLPHINS 34, PATRIOTS 33

DECEMBER 9, 2018 • HARD ROCK STADIUM

	1	2	3	4	Final
New England Patriots	6	21	0	6	33
Miami Dolphins	7	14	7	6	34

### SCORING SUMMARY

#### First Quarter:

NE: J.Develin 2 yd. run (kick failed, hru) (12-75, 6:47)

MIA: K.Stills 7 yd. pass from R.Tannehill (J.Sanders kick) (5-75, 2:41)

#### Second Quarter:

NE: J.Edelman 2 yd. pass from T.Brady (S.Gostkowski kick) (5-18, 2:04)

MIA: B.Bolden 54 yd. run (J.Sanders kick) (2-75, 0:48)

NE: C.Patterson 37 yd. pass from T.Brady (S.Gostkowski kick) (6-75, 2:54)

MIA: B.Bolden 6 yd. run (J.Sanders kick) (6-75, 3:04)

NE: R.Gronkowski 16 yd. pass from T.Brady (S.Gostkowski kick) (8-75, 3:39)

#### Third Quarter:

MIA: B.Butler 23 yd. pass from R.Tannehill (J.Sanders kick) (4-68, 2:23)

#### Fourth Quarter:

NE: S.Gostkowski 32 yd. Field Goal (8-55, 3:43)

NE: S.Gostkowski 22 yd. Field Goal (10-69, 4:10)

MIA: K.Drake 69 yd. pass play by R.Tannehill (1-69, 0:16) (1-69, 0:16)

TEAM STATISTICS	NE	MIA
First Downs	28	20
Rushes-Yds	30-77	21-189
Passing Yds (Net)	358 (344)	265 (223)
Passes Comp-Att-Int	43-27-0	19-14-0
Total Offense Plays-Yds	75-421	45-412
Punt Returns-Yards	2-7	3-16
Kickoff Returns-Yards	1-30	2-38
Interception Returns-Yards	0-0	0-0
Punts (Number-Avg)	3-47.3	6-28.3
Fumbles-Lost	0-0	2-0
Penalties-Yards	5-30	7-81
Possession Time	35:14	24:46
Third-Down Conversions	9-16	1-7
Fourth-Down Conversions	0-0	0-0
Red-Zone Scores-Chances	3-6	2-2
Sacks By: Number-Yards	5-42	2-14

Attendance: 66,087

**RUSHING:** NE - S.Michel 20-57, J.White 4-13, T.Brady 1-3, R.Burkhead 4-2, J.Develin 1-2. **MIA** - F.Gore 12-92, B.Bolden, 2-60, K.Drake 6-24, R.Tannehill 1-13.

**PASSING:** NE - T.Brady 43-27-358 3TD/0 INT. **MIA** - R.Tannehill 19-14-265 3 TD/0 INT.

**RECEIVING:** NE - J.Edelman 9-86, R.Gronkowski 8-107, J.Gordon 5-96, C.Patterson 2-51, J.White 2-15, R.Burkhead 1-3. **MIA** - K.Stills 8-135, K.Drake 1-55, F.Gore 1-24, B.Butler 1-23, D.Parker 1-18, D.Amendola 1-10.

## CONNECTIONS

### NEW ENGLAND TIES

- Dolphins **head coach Brian Flores** attended Boston College and spent 15 seasons with the Patriots before moving on to Miami.
- Dolphins **general manager Chris Grier** is a native of Holliston, Mass., and attended the University of Massachusetts-Amherst, where he played football for two seasons.
- Dolphins **offensive line coach Dave DeGuglielmo** attended Boston University and was a graduate assistant at Boston College before returning to his alma mater as an offensive line/ assistant head coach from 1993-96.
- Head strength and conditioning coach Dave Puloka** played for Holy Cross from 1997-2000.
- Miami **assistant strength and conditioning coach Jim Arthur** is from Cheshire, Conn. and was a coaching intern at Boston College in 2002. He also attended Springfield College and was a graduate assistant there from 2000-2001.
- Miami **defensive backs coach Tony Oden** worked as a graduate assistant at Boston College in 1997.

### SOUTH FLORIDA TIES

- Patriots **WR Antonio Brown** hails from Miami, Florida.
- Patriots **WR Phillip Dorsett** and Patriots **RB James White** are from Ft. Lauderdale, Fla., and were teammates together at St. Thomas Aquinas High School. Dorsett went on to attend the University of Miami from 2011-14, where he ended his career ranked eighth in school history in receptions (121), receiving yards (2,132) and touchdowns (17).
- In 2014, Patriots **tight ends coach Nick Caley** was the secondary coach at Florida Atlantic University, located in Boca Raton, Fla.
- Patriots **RB Sony Michel** is from Plantation, Fla. and was the *USA Today* Florida Football Player of the Year in 2013 after rushing for 1,833 yards and 24 touchdowns.
- Patriots **DB J.C. Jackson** hails from Immokalee, Fla. and totaled 3,109 yards and 31 touchdowns during his career at Immokalee High School.
- Patriots **DL Byron Cowart** is from Tampa, Fla., and attended Armwood High School where he led the Hawks to the state championship game as a junior and senior.
- Patriots **OL Isaiah Wynn** was raised in St. Petersburg, Fla., and went to Lakewood High School.

### FORMER PATRIOTS

- Dolphins **general manager Chris Grier** began his NFL career as an intern for the Patriots in 1994. The following year, he became a regional scout for the team and served in that capacity until joining the Dolphins in 2000. His father, Bobby Grier, was the vice president of player personnel for the Patriots from 1995-1999.
- Dolphins **head coach Brian Flores** spent 15 years with the Patriots, serving many different roles within the organization. Most recently, Flores was the Patriots defensive play-caller and linebackers coach in 2018.
- Dolphins **defensive coordinator Patrick Graham** began his NFL coaching career in New England, spending 2009-15 with the Patriots as a defensive assistant and position coach.
- Dolphins **offensive coordinator Chad O'Shea** spent 2009-18 in New England as the Patriots wide receivers coach.
- Dolphins **assistant quarterbacks coach Jerry Schupliński** spent the 2013-18 seasons with the Patriots in the same position.





# PATRIOTS AT MIAMI DOLPHINS

## CONNECTIONS (CONT.)

- Dolphins **defensive pass game coordinator/cornerbacks coach Josh Boyer** coached for the Patriots as a defensive assistant and position coach from 2006-18.
- Dolphins **offensive line coach Dave DeGuglielmo** held the same position in New England from 2014-15.
- Dolphins **quality control coach Mike Judge** spent the 2005 and 2006 seasons with the Patriots as a coaching assistant.
- Dolphins **CB Johnson Bademosi** spent the 2017 season with the Patriots, appearing in all 16 regular season games and two post-season contests.
- Dolphins **CB Eric Rowe** spent three of his first four seasons with the Patriots before signing with Miami this past offseason.
- Dolphins **DL Trent Harris** spent 2018 and the 2019 preseason with the Patriots.
- Dolphins **CB Ken Webster** was originally drafted in the seventh round of the 2019 NFL Draft (252nd overall) by New England and spent the 2019 preseason as a Patriot.

### FORMER DOLPHINS

- Patriots **RB Brandon Bolden** played in Miami in 2018 after spending the previous six seasons of his career in New England.

### FORMER NFL TEAMMATES

- Dolphins **run game coordinator/running backs coach Eric Stutesville** coached the running backs at Denver in 2010 when Patriots **offensive coordinator/quarterbacks coach Josh McDaniels** was the head coach.
- Patriots **CB Stephon Gilmore** played with Dolphins **TE Nick O'Leary** at Buffalo.
- Dolphins **QB Ryan Fitzpatrick** has played with two Patriots defensive backs over the course of his NFL career. Fitzpatrick teamed up with **DB Jason McCourty** in Tennessee in 2013, and **CB Stephon Gilmore** in Buffalo during the 2012 season.
- Patriots **running backs coach Ivan Fears** coached the wide receivers at Chicago while Dolphins **run game coordinator/running backs coach Eric Stutesville** was the offensive quality control coach for the Bears from 1997-98.
- Patriots **director of college scouting Monti Ossenfort** worked in the scouting department in Houston while Dolphins **safeties coach Tony Oden** was a defensive assistant and assistant defensive backs coach for the Texans. Oden also coached the defensive backs and cornerbacks in Detroit when Patriots **LB Kyle Van Noy** played for the Lions.

## CONNECTIONS (CONT.)

- Dolphins **QB Josh Rosen** was protected by Patriots **OL Korey Cunningham** during their rookie seasons in Arizona in 2018.
- Dolphins **OT J'Marcus Webb** played in Oakland during the 2015 season, where he teamed up with Patriots **DB Obi Melifonwu** and **LB Shilique Calhoun**. Webb also played in Seattle in 2016, where he was teammates with Patriots **DL Michael Bennett**.
- Patriots **DL Michael Bennett** played alongside Dolphins **DT John Jenkins** for the Seahawks in 2016.

### FORMER COLLEGE TEAMMATES

- Dolphins **assistant quarterbacks coach Jerry Schuplinski** attended John Carroll University in University Heights, Ohio with several Patriots personnel. Patriots **director of player personnel Nick Caserio**, **offensive coordinator/quarterbacks coach Josh McDaniels** and **director of pro personnel Dave Ziegler** all played together for the Blue Streaks in the late 1990's.
- Many Dolphins crossed paths with Patriots **WR Phillip Dorsett II** at Miami (Fla.). Dolphins **WR Allen Hurns** played opposite Dorsett, while G Danny Isidora spent time along the offensive line. Dolphins **LB Trent Harris** and **RB Mark Walton** also attended Miami.
- Patriots **RB Damien Harris** and Dolphins **RB Kenyan Drake** shared the backfield together at Alabama in 2015. Dolphins **S Minkah Fitzpatrick** also played with the two running backs for the Crimson Tide.
- Patriots **QB Jarrett Stidham** and Dolphins **FB Chandler Cox** teamed up at Auburn prior to their 2019 rookie campaigns.
- Patriots **outside linebackers coach DeMarcus Covington** was at Mississippi as a defensive graduate assistant with Dolphins **CB Ken Webster** in 2014.
- Dolphins **TE Nick O'Leary** played with a pair of Patriots at Florida State. O'Leary spent 2011-13 with Patriots **DB Terrence Brooks** and 2014 with **TE Ryan Izzo**.
- Patriots **RB Sony Michel** and **OL Isaiah Wynn** played with Dolphins rookie **DE Jonathan Ledbetter** at Georgia.
- Dolphins **LB James Crawford** spent two years at Illinois with Patriots **TE Matt LaCrosse** and **OL Ted Karras**.
- Patriots **LB Shilique Calhoun** and Dolphins **LS Taybor Pepper** played at Michigan State from 2013-15.



# PATRIOTS WHAT TO LOOK FOR THIS WEEK

## TEAM

### IF THE PATRIOTS WIN...

- The Patriots will improve to a 2-0 record for the 15th time in team history and the 10th time under Bill Belichick. The franchise has previously started 2-0 in 1964, 1974, 1986, 1997, 1999, 2002, 2004, 2006, 2007, 2008, 2011, 2013, 2015 and 2016.
- The Patriots own an NFL-best record of 86-24 (.782) in regular season division games since 2001 and can improve that mark with a win against the Dolphins.

### NFL'S TOP DIVISIONAL RECORDS SINCE 2001

Team	W	L	T	Pct.
New England	86	24	0	.782
Pittsburgh	79	32	1	.710
Indianapolis	76	34	0	.691
Green Bay	73	36	2	.667

### AFC EAST DIVISIONAL RECORDS SINCE 2001

Team	W	L	T	Pct.	Div. Titles	Years
New England	86	24	0	.782	16	2001, 03-07, 09-18
N.Y. Jets	48	63	0	.432	1	2002
Miami	47	63	0	.427	1	2008
Buffalo	41	70	0	.369	0	---

- The Patriots will earn their 102nd win on the road since 2000, improving to 102-51 (.667) during that span. They will also improve to 125-76 (.621) on the road since 1994 when Robert Kraft purchased the team, which is the best regular-season road record in the NFL in that time.

### BEST ROAD RECORDS SINCE 1994

Team	W	L	T	Pct
New England	124	76	0	.620
Pittsburgh	112	88	1	.559
Indianapolis	103	98	0	.512
Philadelphia	101	97	2	.510
Green Bay	101	100	0	.502

- And a player eclipses 100 yards rushing, the team will improve to 52-1 in the regular season since 2000 when a player crosses that threshold.

### WHAT TO LOOK FOR...

- The Patriots have not allowed a touchdown in their last two games (Super Bowl LIII vs. Rams, Week 1 vs. Steelers). If they keep Miami out of the end zone in the first half, it will be the first time the Patriots defense has not allowed a touchdown in 10-straight quarters since 1982 when they shut out Chicago in the second half of a game and blanked Miami and Seattle in following weeks.
- If the Patriots score 30 or more points, it will mark the fourth time since 2000 that the team has opened the season with back-to-back 30-plus point games. They previously did it in 2002, 2007 and 2011.
- If the Patriots tally more than 450 total yards against the Dolphins, it will mark the second time in the Brady-Belichick era that the team has earned 450 or more total yards in the first two games of the season. They last did it in 2011.
- Over the last two seasons, including Week 1 of 2019, the Patriots have limited opponents to eight or fewer fourth-quarter points in 29-of-33 games.
- Since 2001, the Patriots are 93-13 (.877) when they don't turn the ball over and are 86-2 (.977) with a positive turnover margin.

## HEAD COACH BILL BELICHICK

### IF THE PATRIOTS WIN...

- And score 40 or more points, Belichick will improve to 40-0 since 2000 when leading the Patriots to a 40-point outing.
- Belichick will earn his 263rd regular-season win, behind Don Shula (328) and George Halas (318). It will also mark his 294th all-time win, which is third behind Shula (347) and Halas (324).
- Belichick will edge closer to Don Shula's record for most wins against division opponents amongst all head coaches since 1970.

### DIVISION OPPONENTS SINCE 1970

Head Coach	Team(s)	Wins vs. Div. Opponents
Don Shula	Miami	132
Bill Belichick	CLE/NE	103
Tom Landry	Dallas	101

- Belichick will improve his all-time regular-season record against the AFC East as head coach of the Patriots to 89-30 (.748) and raise his mark against the Dolphins to 25-14 (.641).

### WHAT TO LOOK FOR...

- If the Patriots do not allow a touchdown, it will be the first time a Belichick-coached defense goes three-consecutive games (Super Bowl LIII, Week 1, Week 2) without allowing a touchdown since he led the 1992 Browns to that feat.

## QB TOM BRADY

### IF THE PATRIOTS WIN...

- Brady will tie George Blanda for the second-most regular-season wins in NFL history with 209.

### MOST REGULAR-SEASON WINS IN NFL HISTORY

Player	Wins
Adam Vinatieri	215
George Blanda	209
<b>Tom Brady</b>	<b>208</b>
Gary Anderson	201
Jerry Rice	194

- Brady will earn his 82nd victory against the AFC East, improving his mark as a starter in division play to 82-20 (.804). By contrast, of the 31 other quarterbacks that started in Week 1, 26 of them have yet to win 82 regular-season games in their careers.
- Brady will earn his 23rd regular-season victory against the Dolphins, improving his record as a starter to 23-11 (.676). He is the only quarterback in NFL history to have more than 20 wins against three different teams.

### MOST WINS BY A STARTING QUARTERBACK AGAINST AN OPPONENT

Player	Wins	Opponent
<b>Tom Brady</b>	<b>30</b>	<b>Buffalo</b>
<b>Tom Brady</b>	<b>27</b>	<b>N.Y. Jets</b>
Brett Favre	26	Detroit
Brett Favre	23	Chicago
Ben Roethlisberger	23	Cleveland
Ben Roethlisberger	23	Cincinnati
<b>Tom Brady</b>	<b>22</b>	<b>Miami</b>
Dan Marino	22	Indianapolis

- Brady will earn his 93rd road victory in the regular season, extending his own NFL record. Peyton Manning is second with 85 road wins.



# PATRIOTS WHAT TO LOOK FOR THIS WEEK

## QB TOM BRADY (CONT.)

### IF THE PATRIOTS WIN (CONT.)...

- Brady will earn his 239th career victory, extending his NFL record.

### MOST CAREER WINS BY A STARTING NFL QUARTERBACK (INCLUDING PLAYOFFS)

Quarterback	Team(s)	Wins
Tom Brady	New England	238 (208 reg. season/30 postseason)
Peyton Manning	IND/DEN	200 (186 reg. season/14 postseason)
Brett Favre	ATL/GB/NYJ/MIN	199 (186 reg. season/13 postseason)
Drew Brees	SD/NO	164 (156 reg. season/8 postseason)

### WHAT TO LOOK FOR...

- With a 300-yard game, Brady will start the season with back-to-back 300-yard games for the second time in his career. He began the 2011 season with three straight 300-yard games. Brady had 341 yards passing in Week 1.
- Entering Week 2, Brady (520) is third in NFL history for most regular-season touchdown passes. Drew Brees sits ahead of him with 522 touchdowns, and Peyton Manning is first with 539.
- Brady will look to improve his NFL record of 58 career games with three touchdown passes and no interceptions.

## RB REX BURKHEAD

### WHAT TO LOOK FOR...

- In Week 1, Rex Burkhead tallied 44 rushing yards and 41 receiving yards. It marked the second time in his career he gained 40 or more yards in both categories, the last coming in Week 16 of the 2016 season. He will look to continue his versatile attack against the Dolphins.

## WR PHILLIP DORSETT

### WHAT TO LOOK FOR...

- Since the start of the 2018 season, Dorsett has garnered a 78.3 reception percentage when targeted (regular season only), including a streak dating back to Week 5 of 2018 in which he has caught 20 straight passes when targeted.

## WR JULIAN EDELMAN

### WHAT TO LOOK FOR...

- With 5 all-purpose yards, Edelman (8,460 yards) will pass Irving Fryar (8,464 yards) and break into the top-five all-purpose yardage leaders in Patriots history.
- With one touchdown reception, Edelman (30) will tie Troy Brown (31) for ninth place in club annals for receiving touchdowns.
- Edelman (1,986) needs 14 punt return yards to become the third Patriots player with 2,000 career punt return yards.

## DB DURON HARMON

### WHAT TO LOOK FOR...

- With one interception against the Dolphins, Harmon will set a new mark for the most interceptions against a single opponent in the NFL since he came into the league in 2013. He already ties for the lead with five interceptions against both Miami and Pittsburgh.

### MOST INTERCEPTIONS AGAINST A SINGLE OPPONENT (SINCE 2013)

Player	Interceptions	Opponent
Duron Harmon	5	Miami
Duron Harmon	5	Pittsburgh
Reggie Nelson	5	Pittsburgh
15 players	4	---

## DB DEVIN MCCOURTY

### WHAT TO LOOK FOR...

- With one interception, Devin McCourty (22) will break a tie with Asante Samuel and claim sole possession for 10th all-time in career interceptions in franchise history.

## RB JAMES WHITE

### WHAT TO LOOK FOR...

- With one touchdown reception, James White (19) will become the second Patriots running back to reach 20 career touchdown receptions and the 16th running back in the NFL to reach 20 touchdown receptions since the 1970 AFL-NFL merger.
- With one touchdown reception, White can join Chuck Foreman (Minnesota - 23 receiving TDs) and Brian Westbrook (Philadelphia - 23) as the only running backs in NFL history with at least 20 touchdown receptions in their first six seasons.
- With six receptions, White (253) will tie Randy Moss (259) for 14th place on the franchise's career receptions list.
- White has 253 career receptions, third in Patriots history among running backs, behind the 431 by Kevin Faulk and 261 by Tony Collins. With nine receptions, he will most past Collins into second place.





# LAST GAME PATRIOTS VS. STEELERS

## PATRIOTS 33, STEELERS 3

SEPTEMBER 8, 2019 • GILLETTE STADIUM

	1	2	3	4	Final
Pittsburgh Steelers	0	0	3	0	3
New England Patriots	7	13	10	3	33

## TEAM NOTES

- Patriots win 14th straight regular season game at home.
- Patriots improve to 5-1 on Kickoff Weekend after winning the Super Bowl.
- Brady wins his 14th Kickoff Weekend game, the most all-time.
- Brady is now 6-0 at Gillette Stadium against Pittsburgh.
- Brady now has 44 50-yard TDs since 2001, the most in that time frame.
- The Patriots are now 40-0 against AFC Teams when both Brady and Edelman are in the lineup.
- Dorsett has first two-TD game; sets career high in receiving yards.

### HOT AT HOME

The Patriots have now won 14 straight regular-season games at Gillette stadium, the fourth-longest streak in team history.

### LONGEST HOME WINNING STREAK/PATRIOTS HISTORY (REGULAR SEASON ONLY)

Streak	First Win	Last Win
20	Dec. 21, 2008	Oct. 16, 2011
18	Dec. 29, 2002	Sept. 8, 2005
16	Dec. 30, 2012	Dec. 28, 2014
14	Oct. 22, 2017	Present
12	Nov. 26, 2006	Sept. 7, 2008
10	Sept. 18, 1976	Oct. 30, 1977

### BANNER DAYS

The Patriots are now 5-1 all-time in season openers after winning the Super Bowl. Following a Super Bowl win, the Patriots have opened on Monday Night Football once, four times on Thursday Night Football and now once on Sunday Night Football. The 2019 season marks the third time opening against Pittsburgh following a Super Bowl win. The Patriots also started the season against Pittsburgh following the 2001 and 2014 Super Bowl wins.

### OPENING GAMES AFTER WINNING THE SUPER BOWL

Patriots 30, Pittsburgh 14 – Sept. 9, 2002 on Monday Night  
 Patriots 27, Indianapolis 24 – Sept. 9, 2004 on Thursday Night  
 Patriots 30, Oakland 20 – Sept. 8, 2005 on Thursday Night  
 Patriots 28, Pittsburgh 21 – Sept. 10, 2015 on Thursday Night  
 Kansas City 42, Patriots 27 – Sept. 7, 2017 on Thursday Night  
 Patriots 33, Pittsburgh 3 – Sept. 8, 2019 on Sunday Night

### KICKOFF WEEKEND WINS

The New England Patriots have won 10 of their past 11 home openers on Kickoff Weekend and have the third-most Kickoff Weekend wins among AFC teams (34).

### AFC TEAMS WITH THE MOST KICKOFF WINS

Team	Kickoff Weekend Wins
Pittsburgh	43
Denver	39
<b>New England</b>	<b>34</b>
Indianapolis	33
L.A. Chargers	33
Kansas City	33

### PRIME TIME PLAYERS

The Patriots opened the season in a nationally-televvised primetime game for the 11th time overall with five Monday Night Football games, four Thursday Night Football games and two Sunday Night Football games.

### PATRIOTS OPENING MONDAY NIGHT GAMES (3-2)

Year	Opponent	Score
1979	vs. Pittsburgh	13-16 (L) OT
1998	at Denver	21-27 (L)
2002	vs. Pittsburgh	30-14 (W)
2009	vs. Buffalo	25-14 (W)
2011	at Miami	38-24 (W)

### PATRIOTS OPENING THURSDAY NIGHT GAMES (3-1)

Year	Opponent	Score
2004	vs. Indianapolis	27-24 (W)
2005	vs. Oakland	30-20 (W)
2015	vs. Pittsburgh	28-21 (W)
2017	vs. Kansas City	27-42 (L)

### PATRIOTS OPENING SUNDAY NIGHT GAMES (2-0)

Year	Opponent	Score
2016	at Arizona	23-21 (W)
2019	vs. Pittsburgh	33-3 (W)

### OFFENSE PILES ON

The Patriots offense produced 33 points against a Pittsburgh defense that finished sixth in the NFL in 2018, while the Patriots defense held the Steelers to just three points after they finished fourth in the NFL in offense in 2018.

## INDIVIDUAL NOTES

### TWO DECADES IN FOXBOROUGH

Bill Belichick is now in his 20th year as head coach of the New England Patriots and is one of seven to coach one team for at least 20 years.

### 20-YEAR HEAD COACHES WITH ONE TEAM

Head coach	Years with team
George Halas	40 years with Chicago
Curly Lambeau	29 years with Green Bay
Tom Landry	29 years with Dallas
Don Shula	26 years with Miami
Chuck Noll	23 years with Pittsburgh
Steve Owen	23 years with N.Y. Giants
<b>Bill Belichick</b>	<b>20 years with New England</b>

### TOM'S TWENTIETH

Tom Brady is now in his 20th season in 2019 with the Patriots. He joins Darrell Green (20 - Washington), Jackie Slater (20 - L.A. Rams) and Jason Hanson (21 - Detroit) as the only players with at least 20 NFL seasons played with one team.

### BRADY NOW 6-0 AGAINST STEELERS AT HOME

Brady improved to 6-0 at home against Pittsburgh, including a 5-0 home record in the regular season and a 1-0 record at home in the playoffs.

### 14-3 IN SEASON OPENERS

Tom Brady is now 14-3 as a starting quarterback on Kickoff Weekend, the best winning percentage and the most wins among any quarterback on opening day in the Super Bowl era.

### NFL QB'S WITH BEST RECORD IN SEASON-OPENING GAMES (SUPER BOWL ERA; MINIMUM OF 10 GAMES)

Player	Season-Opening Record	Win Pct.
<b>Tom Brady</b>	<b>14-3</b>	<b>.824</b>
Peyton Manning	13-4	.765
John Elway	12-4	.750
Dan Fouts	9-3	.750



# LAST GAME PATRIOTS VS. STEELERS

## BRADY ECLIPSES 300-YARDS PASSING

Tom Brady finished with 341 yards passing. He threw for over 300 yards for the 88th time in his career. He had five 300-yard games in the 2018 regular season. It marked the fifth time he has thrown for at least 300 yards on Kickoff Weekend. His other 300-yard games on opening day were in 2004 (335), 2005 (306), 2009 (378) and 2011 (517).

### NFL QUARTERBACK 300-YARD PASSING GAMES

Drew Brees.....	116
Peyton Manning.....	93
<b>Tom Brady .....</b>	<b>88</b>
Philip Rivers.....	63
Dan Marino .....	63

## TOM DIGS THE LONG BALL

Tom Brady threw a 58-yard touchdown pass to WR Phillip Dorsett in the third quarter and now has the most 50-yard touchdown passes in the NFL since 2001 with 44. In 2018, he had three 50-yard touchdown passes. Overall, he is tied with Fran Tarkenton for fourth place all-time.

## MOST PASSING TOUCHDOWNS OF 50+ YARDS - SINCE 2001

<b>Tom Brady, NE.....</b>	<b>44</b>
Drew Brees, SD/NO .....	43
Eli Manning, NYG.....	39
Aaron Rodgers, GB .....	37
Peyton Manning, IND/DEN.....	35
Tony Romo, DAL.....	35

## THE MANNING CHASE IS ON

Tom Brady threw three touchdown passes against Pittsburgh and now has 520 career regular-season touchdown passes.

### MOST CAREER TOUCHDOWN PASSES (REGULAR SEASON ONLY)

Peyton Manning.....	539
Drew Brees.....	522
<b>Tom Brady.....</b>	<b>520</b>
Brett Favre.....	508
Dan Marino.....	420

## WINNING COMBO

The Patriots improved to 40-0 at home against AFC teams when Tom Brady and Julian Edelman are in the lineup together.

## EDELMAN REACHES 500

WR Julian Edelman became the fifth Patriots player to reach 500 career receptions with his 9-yard reception from QB Tom Brady in the second quarter. He also passed Ben Coates on the Patriots all-time receiving yards list. He finished with six receptions for 83 yards.

### PATRIOTS ALL-TIME RECEPTION LEADERS

Player	Receptions
Wes Welker	672
Troy Brown	557
Stanley Morgan	534
Rob Gronkowski	521
<b>Julian Edelman</b>	<b>505</b>
Ben Coates	490

### PATRIOTS ALL-TIME RECEIVING YARDS LEADERS

Player	Receiving Yards
Stanley Morgan	10,352
Rob Gronkowski	7,861
Wes Welker	7,459
Troy Brown	6,366
Irving Fryar	5,726
<b>Julian Edelman</b>	<b>5,473</b>
Ben Coates	5,471
Jim Colclough	5,001

## EDELMAN THROWS AGAIN

Edelman competed a 32-yard pass to RB James White in the first quarter for his third career regular-season pass attempt and completion. He completed a 37-yard pass to White vs. Green Bay on Nov. 4, 2018 and then the very next week at Tennessee on Nov. 11 he completed a 6-yard pass to QB Tom Brady. Edelman had a 51-yard touchdown pass to WR Danny Amendola in the AFC Divisional victory vs. Baltimore on Jan. 10, 2015. He threw an incomplete pass vs. Atlanta in Super Bowl LI on Feb. 5, 2017.

## MCCOURTY MOVES INTO TOP-10

DB Devin McCourty intercepted Pittsburgh QB Ben Roethlisberger in the end zone in the fourth quarter for his 22nd career interception. He is now tied with Asante Samuel for 10th all-time on the franchise interception list.

## DORSETT DOUBLES DOWN

WR Phillip Dorsett notched the first two-touchdown game of his career after scoring on a 25-yard pass from Tom Brady in the second quarter and a 58-yard pass from Brady in the third quarter. The 58-yard pass is the longest of his Patriots career and his second-longest overall. He had a 39-yard reception from Brady vs. Miami on Nov. 26, 2017. His longest reception was a 64-yard touchdown pass at Jacksonville on Oct. 2 while with Indianapolis.

## CAREER NIGHT FOR DORSETT

Dorsett set a career-high with his 95 receiving yards. His previous best was 94 yards vs. Detroit on Sept. 11, 2016, while with Indianapolis.

## BOLDEN RETURNS FIRST NFL KICK

RB Brandon Bolden returned the opening kickoff for 15 yards for his first career kickoff return in a regular season game. He returned a kickoff for the first time in his career in the preseason at Tennessee.

## MEYERS HAULS IN FIRST RECEPTION

Rookie WR Jakobi Meyers caught a 22-yard reception for a first down in the first quarter for his first NFL pass reception.

## GOSTKOWSKI A PERFECT 4-FOR-4

K Stephen Gostkowski connected on four field goals (25, 41, 35 and 39 yards). It marked the 17th time in his career that he has connected on four or more field goals. He had two games with four or more field goals in 2018, including five field goals vs. Kansas City on Oct. 14, 2018.

## LINEUP NOTES

### NEW FACES

The Patriots have 17 new players on the 53-man roster that were not with the team in 2018.

**2019 draft picks** – DB Joejuan Williams, DL Chase Winovich, RB Damien Harris, QB Jarrett Stidham, DL Byron Cowart and P Jake Bailey  
**2019 rookie free agents** – WR Jakobi Meyers and WR Gunner Olszewski  
**Veteran free agents** – DL Michael Bennett, RB Brandon Bolden, DB Terrence Brooks, LB Shilique Calhoun, LB Jamie Collins Sr., OL Korey Cunningham, OL Jermaine Eluemunor, TE Matt LaCosse and WR Demaryius Thomas.

### KARRAS MAKES THE START

Ted Karras made sixth career start and his third start at center. He started at center in two games in 2017 – at Oakland in Mexico City and vs. Miami.

### WYNN SEES FIRST NFL ACTION

2018 first-round draft pick T Isaiah Wynn played in his first NFL game with a start at left tackle. He missed his entire rookie season due to an injury.

### IZZO PLAYS IN FIRST GAME AS A PRO

2018 seventh-round draft pick TE Ryan Izzo saw action in his first NFL game after spending his rookie season on injured reserve and made his first NFL start. He caught his first NFL pass on a 3-yard reception from Tom Brady in the third quarter.


### BOLDEN, COLLINS BACK IN FOXBOROUGH

RB Brandon Bolden and LB Jamie Collins Sr. made their return to the Patriots. Bolden was with the Patriots from 2012-17 before spending the 2018 season in Miami. Collins was with the Patriots from 2013-16 before being traded during the 2016 season to Cleveland, where he played through last season.



# PATRIOTS PROJECTED CONTRIBUTORS: OFFENSE


**QB 12**



## **TOM BRADY | 6-4 | 225 | MICHIGAN**

- Only player in NFL history with six Super Bowl Championships.
- 20th season with the Patriots, joining Jason Hanson, Darrell Green and Jackie Slater as only players to spend 20+ seasons with one team.
- Brady's 238 combined regular-season and playoff wins are most all-time.

**RB 26**



## **SONY MICHEL | 5-11 | 215 | GEORGIA**

- Set a rookie record for playoff rushing touchdowns with six in 2018.
- His 931 rushing yards in 2018 were the most rushing yards by a Patriots rookie running back since 1995. His 336 playoff rushing yards were highest mark in Patriots history.
- Was the only player to reach the end zone in Super Bowl LIII.

**RB 28**



## **JAMES WHITE | 5-10 | 205 | WISCONSIN**

- Since entering the league in 2014, leads all running backs in touchdown receptions with 19.
- Holds three SB records with receptions (14), points (20) and TDs (three).
- In 2018, set a Patriots record for a running back with 751 receiving yards. His seven touchdown receptions tied the team mark for a season.

**WR 11**



## **JULIAN EDELMAN | 5-10 | 198 | KENT STATE**

- Second Wide Receiver in Patriots history to win Super Bowl MVP for his performance in Super Bowl LIII, seventh receiver to win the award all-time.
- Ranks second all-time in postseason receptions (115) and receiving yards (1,412) to Jerry Rice.
- 70.8 rec. yds/gm in 2018 was highest in his career (min. 10 games played).

**WR 13**



## **PHILLIP DORSETT II | 5-10 | 198 | MIAMI**

- Former first-round draft pick for Indianapolis in 2015 (29th overall).
- High School teammates with James White at St. Thomas Aquinas (Fla.).
- Ran 60-meter dash at Miami, career-best 6.80 second finish.
- Caught his first two postseason touchdowns in the 2018 playoffs.


**TE 83**



## **MATT LACOSSE | 6-6 | 255 | ILLINOIS**

- Has played in 22 NFL games and recorded 27 receptions for 272 yards and one touchdown.
- In 2018 with Denver, appeared in 15 games with five starts and finished with 24 receptions for 250 yards and one touchdown.

**T 76**



## **ISAIAH WYNN | 6-2 | 310 | GEORGIA**

- Was named to the 2017 Associated Press All-America Second Team and American Football Coaches Association All-America Second Team.
- Wynn and fellow 2018 first-round draft pick RB Sony Michel were roommates for two years and co-captains at Georgia.

**G 62**



## **JOE THUNEY | 6-5 | 308 | N.C. STATE**

- First offensive lineman in NFL history to start in three Super Bowls in first three seasons.
- USA Today First-Team All-American while at N.C. State.
- Earned his degree from N.C. State prior to his junior campaign in 2014.

**C 75**



## **TED KARRAS | 6-4 | 305 | ILLINOIS**

- Fourth-year interior lineman has played in 46 regular-season games with three starts.
- Grand-nephew of long-time NFL head player and actor Alex Karras.
- Pursuing an MBA from Indiana via an NFLPA program.

**G 69**



## **SHAQ MASON | 6-1 | 310 | GEORGIA TECH**

- Full name is Shaquille Olajuwon Mason after Shaquille O'Neal and Hakeem Olajuwon.
- Has started 56-of-61 regular-season games since joining the team, mostly at right guard.

**T 61**



## **MARCUS CANNON | 6-6 | 335 | TCU**

- A three-time Super Bowl Champion and named to 2016 AP All-Pro Second Team.
- Battled and defeated non-Hodgkin's lymphoma in 2011. Recipient of the Patriots 2011 Ed Block Courage Award as a role model of inspiration, sportsmanship and courage to his teammates.

## **REX BURKHEAD | 5-10 | 215**


**RB 34**



- Ran for a touchdown late in the fourth quarter and the game-winning touchdown drive in overtime of the AFC Championship victory at Kansas City (1/20).
- Part of the board of directors for "Team Jack Foundation" to help fight pediatric brain cancer, helping raise over \$4 million for the cause.

## **JAMES DEVELIN | 6-3 | 255**

**FB 46**




- Played at Brown as a defensive end before converting to offense while playing in the Arena Football League.
- In 2017, he became the first Patriots fullback since Sam Cunningham in 1978 to earn Pro Bowl honors.
- Spent time in the Arena Football League and on the Cincinnati practice squad for two seasons before working his way onto the Patriots 53-man roster in 2012.





# PATRIOTS PROJECTED CONTRIBUTORS: DEFENSE


**DE 77**



## **MICHAEL BENNETT | 6-4 | 275 | TEXAS A&M**

- Member of the Super Bowl XLVIII Champion and 2014 NFC Champion Seattle Seahawks.
- Brother of former Patriot Martellus Bennett, who spent the 2016 and part of the 2017 seasons with New England, winning Super Bowl LI against Atlanta.


**DT 93**



## **LAWRENCE GUY | 6-4 | 315 | ARIZONA STATE**

- In year nine of NFL career. Stints with the Colts, Chargers and Ravens.
- Has overcome challenges with dyslexia and dyscalculia, which went undiagnosed until he arrived on campus at Arizona State.
- Three-time honorable mention All-Pac-10 selection at Arizona State.

**DT 71**



## **DANNY SHELTON | 6-2 | 345 | WASHINGTON**

- Joined New England in 2018 after spending the first three seasons of his career with Cleveland.
- Has started 46-of-60 regular-season games over the course of four-year career.
- Totaled 150 tackles in his career.

**DE 91**



## **DEATRICH WISE JR. | 6-5 | 275 | ARKANSAS**

- Recorded 5 tackles vs. L.A. Rams in Super Bowl LIII victory.
- First Patriot since Chandler Jones to record a sack in his first two NFL games.
- Father was drafted in the ninth round of the 1988 NFL Draft (Seattle).
- Has two younger brothers - Daniel is on the Cowboys practice squad and Solomon plays college football at the University of Texas San Antonio.


**LB 54**



## **DONT'A HIGHTOWER | 6-3 | 260 | ALABAMA**

- One of two players in NFL history with multiple national titles and Super Bowl titles along with Russell Maryland.
- Nicknamed "Mr. February" by Bill Belichick for his consistently high level of play in Super Bowls.

**LB 51**



## **JA'WHAUN BENTLEY | 6-2 | 255 | PURDUE**

- Three-time team captain at Purdue.
- Started two games as a rookie and recorded 14 tackles, an interception, one pass defended and a tackle for loss prior to being placed on injured reserve on 9/26/18.

**LB 53**



## **KYLE VAN NOY | 6-3 | 250 | BYU**

- Started all 16 regular-season games and three postseason contests in 2018.
- Spent three seasons in Detroit before being traded to New England.
- Recorded a team best 10 tackles and two sacks in the AFC Championship Game at Kansas City (1/20).


**CB 24**



## **STEPHON GILMORE | 6-1 | 202 | SOUTH CAROLINA**

- Named first-team All-Pro for the first time in 2018.
- Intercepted a pass with under five minutes remaining in Super Bowl LIII.
- Voted the top corner in the NFL by his peers on the 2019 NFL Top 100.

**CB 30**



## **JASON MCCOURTY | 5-11 | 195 | RUTGERS**

- Played in the playoffs for the first time in his career in 2018, winning the Super Bowl alongside his twin brother Devin.
- Recorded two passes defended and five tackles in Super Bowl LIII. Third quarter breakup in the end zone forced L.A. Rams to settle for a field goal.


**S 23**



## **PATRICK CHUNG | 5-11 | 215 | OREGON**

- Played for New England for ten of 11 NFL seasons. Spent 2013 with Philadelphia.
- Is one of seven NFL players to start at least five Super Bowls.

**S 32**




## **DEVIN MCCOURTY | 5-10 | 195 | RUTGERS**

- Won the Super Bowl playing alongside his twin brother Jason for the first time since college.
- Returned an interception 84-yards for a touchdown at Buffalo (10/29), the first pick-six for the Patriots since 12/22/13 (Tavon Wilson).

## **JAMIE COLLINS SR. | 6-3 | 255**

**LB 58**



- Originally selected by the Patriots in the second round (52nd overall) of the 2013 NFL Draft
- Spent four years in New England before being traded to Cleveland in 2016.
- Has started 72-of-81 career games.

## **JONATHAN JONES | 5-10 | 190**


**CB 31**



- Emerged as a key reserve in 2017, notching a career-high eight passes defended.
- Plays a key role on defense and as a special teams contributor.
- Played in all 49 regular-season games during his three year career.

## **DURON HARMON | 6-1 | 205**

**S 21**



- Ten of his 18 career interceptions have taken place in the fourth quarter with six taking place in the final two minutes (including postseason).
- Has five interceptions in six career regular-season games vs. Steelers.
- Recorded a career-high seven passes defended in 2017.





---

# INDIVIDUAL AND TEAM NOTES

---





# ROBERT KRAFT CHAIRMAN & CEO

Since Robert Kraft purchased the team in 1994, the Patriots have experienced one of the most dramatic turnarounds in the history of sports. In his 25 seasons of ownership, he has transformed one of the league's least successful clubs into what observers view as a model NFL franchise. In the five seasons immediately preceding his purchase (1989-93), the Patriots were a moribund team, winning just 19 of 80 games (.238 pct.), logging the worst record in the NFL over that span. When he bought the franchise on Jan. 21, 1994, Kraft announced his intention to bring a championship to New England, a tall order considering the team's previous success rate. But under Kraft's leadership, the Patriots have won more division titles (18), conference crowns (10) and Super Bowl championships (6) than any other NFL team. Additionally, the Patriots have achieved the most winning seasons (22) and have the fewest losing seasons (2) since Kraft assumed ownership beginning in 1994. Super Bowl LIII was the 10th Super Bowl appearance since Kraft purchased the team, a period during which no other team has appeared in more than four Super Bowls. In Kraft's 25 seasons, the Patriots have qualified for the playoffs 20 times, more than doubling the franchise's accomplishments during its first 34 seasons. In 2018, Kraft earned his 22nd winning season in 25 years of owning the franchise.



	<b>Pre-Kraft 1960-93</b>	<b>Pre-Kraft 1989-93</b>	<b>Kraft Era 1994-18</b>
Overall Record	225-276-9	19-61	313-135
Winning Pct.	.450	.238	.699
Super Bowl Titles	0	0	6
Conference Titles	1	0	10
Division Titles	3	0	18
Playoff Seasons	6	0	20
Playoff Record	4-6	--	33-14
Home Playoff Games	1	0	26
Home Playoff Record	0-1	--	23-3

## WHAT TO WATCH FOR IN 2019

- Kraft enters 2019 with 33 postseason victories, third-most in NFL history for any ownership group. He sits one playoff win behind the Green Bay Packers (34) and three behind Pittsburgh's Rooney family (36) for most postseason wins by an ownership group. The Rooney Family founded the Steelers in 1933, while the Packers were founded in 1919.
- The Patriots have won six Super Bowls under Kraft's ownership, tied with the Pittsburgh Steelers for most Super Bowl championships in NFL history. The Patriots seek an NFL-record seventh Super Bowl under Kraft's guidance in 2019.

## DYNASTY VS. DYNASTY

Of all of the great teams throughout the Super Bowl era, the New England Patriots and the San Francisco 49ers have set a standard of extended excellence above all of the others. The 49ers run of success spanned two decades, while New England's streak is still in progress.

### 49ERS (1981-98)

### PATRIOTS (2001-PRESENT)

PLAYERS (1957-99)		PATRIOTS (2001-PRESENT)	
5	..... Super Bowl Appearances	9	
5	..... Super Bowl Titles	6	
10 in 18 years	..... Conference Title Games	13 in 18 years	
22-11 (.667)	..... Playoff Record	30-10 (.750)	
13	..... Division Titles	16	
16	..... Playoff Seasons	16	
207-72-1 (.741)	..... Regular Season Record	221-68 (.765)	
108	..... Pro Bowl Selections	91	
21 in 18 years	..... Home Playoff Games	23 in 18 years	
13 in 18 years	..... First-Round Byes	13 in 18 years	
4 in 18 years	..... Playoff One-and-Dones	2 in 18 years	
122 (1990-99)	..... Most Wins in a Decade	130 (2010-present)	

## SINCE ROBERT KRAFT PURCHASED THE TEAM IN 1994

### TOTAL VICTORIES SINCE 1994 (REGULAR SEASON)

New England Patriots	280
Pittsburgh Steelers	254
Green Bay Packers	250
Denver/Indianapolis	235

### TOTAL VICTORIES SINCE 1994 (INCL. POSTSEASON)

New England Patriots	313
Pittsburgh Steelers	274
Green Bay Packers	270
Indianapolis	250

### MOST HOME VICTORIES SINCE 1994 (INCL. POSTSEASON)

New England Patriots	179
Green Bay Packers	160
Pittsburgh Steelers	155
Denver Broncos	146

### WINNING PERCENTAGE SINCE 1994 (INCL. POSTSEASON)

TEAM	W	L	T	Pct.
New England Patriots	313	135	0	.699
Pittsburgh Steelers	274	159	2	.632
Green Bay Packers	270	165	2	.620
Denver Broncos	249	175	0	.587

### PLAYOFF WINNING PERCENTAGE SINCE 1994

TEAM	W	L	T	Pct.
New England Patriots	33	14	0	.702
Baltimore Ravens	15	9	0	.625
Denver Broncos	14	9	0	.609
Pittsburgh Steelers	20	14	0	.588
New York Giants	10	7	0	.588

### SUPER BOWL CHAMPIONSHIPS SINCE 1994

New England Patriots	6
Denver Broncos	3
Baltimore Ravens	2
Green Bay Packers	2
Pittsburgh Steelers	2
N.Y. Giants	2

### CONFERENCE CHAMPIONSHIPS SINCE 1994

New England Patriots	10
Pittsburgh Steelers	4
Denver Broncos	4
Los Angeles Rams	3
Green Bay Packers	3
N.Y. Giants	3
Seattle Seahawks	3

### DIVISION CHAMPIONSHIPS SINCE 1994

New England Patriots	18
Pittsburgh Steelers	13
Green Bay Packers	12
Indianapolis Colts	10

### PLAYOFF VICTORIES SINCE 1994

New England Patriots	33
Pittsburgh Steelers	20
Green Bay Packers	20
BAL/IND/PHI	15

### PLAYOFF VICTORIES ALL TIME

Rooney Family, Pittsburgh (1933-present)	36
Green Bay Packers (1919-present)	34
Robert Kraft, New England Patriots (1994-present)	33

### PLAYOFF GAMES PLAYED SINCE 1994

New England Patriots	47
Green Bay Packers	36
Pittsburgh Steelers	34
Indianapolis Colts	31

### PLAYOFF SEASONS SINCE 1994

New England Patriots	20
Green Bay Packers	18
Indianapolis Colts	17
Pittsburgh Steelers	16





# ROBERT KRAFT

## CHAIRMAN & CEO

### TEN CONFERENCE TITLES

The 2018 AFC Championship marked the 10th conference championship for Robert Kraft as Patriots owner. His 10 crowns are more than any other owner in NFL history in the Super Bowl Era (since 1966).

#### MOST CONFERENCE CHAMPIONSHIPS BY AN OWNER IN SUPER BOWL ERA

Owner	TEAM	#	SEASONS	SUPER BOWL APPEARANCES
Robert Kraft	New England	10	1996, 2001, 2003, 2004, 2007 2011, 2014, 2016, 2017, 2018	XXXI, XXXVI, XXXVIII, XXXIX, XLII, XLVI, XLIX, LI, LII, LIII
Pat Bowlen	Denver	7	1986, 1987, 1989, 1997, 1998, 2013, 2015	XXI, XXII, XXIV, XXXII, XXXIII, XLVIII, 50
Jack Kent Cooke	Washington	5	1972, 1982, 1983, 1987, 1991	VII, XVII, XVIII, XXII, XXVI
Al Davis	Oakland/L.A. Raiders	5	1967, 1976, 1980, 1983, 2002	II, XI, XV, XVIII, XXXVII
Eddie DeBartolo	San Francisco	5	1981, 1984, 1988, 1989, 1994	XVI, XIX, XXIII, XXIV, XXIX
Clint Murchison	Dallas	5	1970, 1971, 1975, 1977, 1978	V, VI, X, XII, XIII
Packers Stockholders	Green Bay	5	1966, 1967, 1996, 1997, 2010	I, II, XXXI, XXXII, XLV
Joe Robbie	Miami	5	1971, 1972, 1973, 1982, 1984	VI, VII, VIII, XVII, XIX

#### A WINNING TRADITION

Robert Kraft won his 300th game overall as owner of the New England Patriots against Miami on Sept. 30, 2018. Mr. Kraft reached the milestone in his 25th NFL season and in his 432nd game, the fastest an owner has reached the milestone. Al Davis of Oakland accomplished the feat in 495 games (31 seasons) while Pat Bowlen of Denver reached 300 career wins in 501 games (30 seasons).

#### A WINNING TRADITION

Kraft's winning percentage with the Patriots (.699) since taking over the team in 1994 is the highest among all owners/ownership groups with at least 200 wins (regular and postseason) with one team. He is one of just four owners with at least 200 wins and a winning percentage over .600.

Owner	Team	Years	Winning Pct.
Robert Kraft	Patriots	1994-present	.699
Eddie DeBartolo, Jr.	49ers	1977-1999	.636
Clint Murchison, Jr.	Cowboys	1960-1983	.634
Joe Robbie	Dolphins	1966-1989	.609
Pat Bowlen	Broncos	1984-2018	.596

#### ALL-TIME POSTSEASON WINS

Robert Kraft has 33 career postseason wins, which are the third-most in NFL history.

OWNERSHIP	YEARS	WINS
The Rooney Family, Pittsburgh (1933-present)	86	36
Green Bay Packers (1919-present)	100	34
<b>Robert Kraft, New England (1994-present)</b>	<b>25</b>	<b>33</b>
The Mara Family, N.Y. Giants (1925-present)	94	24
Eddie DeBartolo, Jr., San Francisco (1977-1999)	23	22
Al Davis, Oakland/Los Angeles (1972-2011)	40	21
Pat Bowlen, Denver (1984-present)	35	21

#### KRAFT PASSES OTHER OWNERS

The Patriots have 313 wins overall under Robert Kraft. He has produced more victories than every other Patriots owner combined. Under Kraft, the Patriots are 313-135 overall since he purchased the team in 1994. Kraft's predecessors in the owner's office went 225-276-9 in the 34 years prior to his purchase of the team.

#### CONTINUITY BREEDS SUCCESS

New England is the first team in NFL history to win six Super Bowls with the same owner (Robert Kraft), head coach (Bill Belichick) and quarterback (Tom Brady).

#### PATRIOTS IN THE PLAYOFFS

The Patriots have qualified for the playoffs 26 times in their 59-year history. Twenty of those playoff berths have come in the 25 seasons since Robert Kraft purchased the team in 1994, a dramatic contrast to the six total playoff berths the team earned in its first 34 years of existence. The Patriots have won 21 division crowns, including 16 in the last 18 seasons and 18 of which have come since Robert Kraft's purchase in 1994.

#### PATRIOTS PLAYOFF SEASONS (26)

Year	How Qualified	Seed	Rec.	Result
2018	Division Champions	2	3-0	Super Bowl Champions
2017	Division Champions	1	2-1	AFC Champions
2016	Division Champions	1	3-0	Super Bowl Champions
2015	Division Champions	2	1-1	AFC Championship Game
2014	Division Champions	1	3-0	Super Bowl Champions
2013	Division Champions	2	1-1	AFC Championship Game
2012	Division Champions	2	1-1	AFC Championship Game
2011	Division Champions	1	2-1	AFC Champions
2010	Division Champions	1	0-1	AFC Divisional Round
2009	Division Champions	3	0-1	Wild Card Round
2007	Division Champions	1	2-1	AFC Champions
2006	Division Champions	4	2-1	AFC Championship Game
2005	Division Champions	4	1-1	AFC Divisional Round
2004	Division Champions	2	3-0	Super Bowl Champions
2003	Division Champions	1	3-0	Super Bowl Champions
2001	Division Champions	2	3-0	Super Bowl Champions
1998	Wild Card	6	0-1	Wild Card Round
1997	Division Champions	3	1-1	AFC Divisional Round
1996	Division Champions	2	2-1	AFC Champions
1994	Wild Card	5	0-1	Wild Card Round
1986	Division Champions	3	0-1	AFC Divisional Round
1985	Wild Card	5	3-1	AFC Champions
1982*	16-Team Format	7	0-1	First Round
1978	Division Champions	2	0-1	AFC Divisional Round
1976	Wild Card	4	0-1	AFC Divisional Round
1963	Division Champions	--	1-1	AFL Championship Game

\*Strike Year | Bold indicates Kraft era

37-20 Record

#### A MODEL OF CONSISTENCY

Since Kraft took ownership of the team in 1994, the Patriots have had just three head coaches - Bill Parcells (1994-1996), Pete Carroll (1997-1999) and current head coach Bill Belichick (2000-present). The only team with fewer head coaches since 1994 is the Pittsburgh Steelers, who have had two: Bill Cowher (1992-2006) and Mike Tomlin (2007-present).

#### FEWEST HEAD COACHES SINCE 1994

Pittsburgh.....	2
New England.....	3
Baltimore Ravens*.....	3
NFL average.....	6.9

\*Since 1996

#### AFC EAST HEAD COACHES SINCE 1994

New England.....	3
N.Y. Jets.....	9
Buffalo.....	10
Miami.....	12



# PATRIOTS WHAT TO WATCH FOR IN 2019

## TEAM - WHAT TO WATCH FOR

- The Patriots set an NFL record by reaching eight straight conference title games (2011-18). If they qualify for the playoffs in 2019, they will add to that record.
- The Patriots enter the 2019 season tied with San Francisco with 15 conference championship game appearances, one behind the 16 by Pittsburgh.
- New England enters the 2019 season with 37 postseason victories, the most in NFL history. If the team qualifies for the postseason in 2019, they will look to add to that number. Pittsburgh is second with 36 playoff wins all-time.
- The Patriots have qualified for the playoffs for 10 straight seasons (2009-18), the most in NFL history. Dallas and Indianapolis are tied for second with nine consecutive seasons with a playoff berth.
- The Patriots extended their NFL record with 10 straight division titles (2009-18) and look to add to that number in 2019.
- The Patriots set an NFL record for most consecutive seasons with at least one playoff win (2011-18 – 16 wins) with eight straight. If they qualify for the postseason in 2019, the team will look to add to the NFL record.
- The 2018 New England Patriots advanced in the postseason for the eighth straight season (2011-18), an NFL record, and will look to add to that number in 2019 if they qualify for the postseason.
- The New England Patriots have earned seven No. 1 seeds and need one more to tie San Francisco (8) and Denver (8) for the most since playoff seeding began in 1975.
- The Patriots have earned a first-round playoff bye an NFL-best 14 times since the current playoff format was instituted in 1990. Pittsburgh is second with nine byes since 1990. The Patriots are the only team in NFL history with nine straight first-round byes (2010-18).
- The Patriots have won 16 postseason games this decade (2010-present), the most postseason wins in a decade and look to add to that number in 2019.
- The Patriots enter the 2019 season with nine straight home playoff wins, third in NFL history to the 11 by New England (1996-08) and the 13 by Green Bay (1939-2001).
- The Patriots have played in 57 postseason games and need to play in three more postseason games in 2019 to become the third NFL team to play in 60 postseason games, joining Dallas (63) and Pittsburgh (61).
- The Patriots enter the 2019 season tied with Dallas with 33 winning seasons, second all-time behind the 36 winning seasons by Pittsburgh.

## TEAM - WHAT TO WATCH FOR (CONT.)

- The Patriots have achieved 18 straight seasons with a record of .500 or better, second all-time behind the 21 seasons by Dallas (1965-85).
- The Patriots have posted a winning record for 18 straight seasons (2001-18), the most since the 1970 merger and the second-most all-time, behind Dallas with 20 straight winning seasons (1966-85), and look to add to that number in 2019.
- The Patriots have won at least 10 games for 16 consecutive seasons (2003-18), tying San Francisco (1983-98) for the most consecutive seasons with at least 10 victories and need one more in 2019 to set a new NFL mark.
- The Patriots (2010-18) enter 2019 with an NFL record nine consecutive seasons with at least 11 wins. Indianapolis is second with seven (2003-09).
- The Patriots are tied with Dallas with 12 12-win seasons since 1970 and need one more to tie San Francisco for the most with 13 12-win seasons.
- New England has won 13 games in a single season seven times in franchise history. Only San Francisco has more 13-win seasons with nine.
- The Patriots have won 14 or more games in a season five times, most in NFL history. San Francisco is second with four 14-win seasons.
- New England has 25 undefeated months since 2000, most in the NFL over that span. Indianapolis is second with 15 undefeated months during that time.
- The Patriots have 130 wins in this decade (regular season and playoffs combined), the most wins in a decade in NFL history, and look to add to that number.
- The Patriots have 114 regular-season wins this decade (2010-present) and need two regular-season wins in 2019 to move past the Indianapolis Colts record of 115 wins from 2000-09 for the most regular-season wins in a decade.
- New England has 14 straight home regular-season wins, the fourth longest home streak in team history to the 20 (2008-11), 18 (2002-05) and 16 (2012-14) game streaks.
- The Patriots finished the 2018 season with 436 points and have now reached 400 or more points in 12 straight seasons (2007-18), extending their NFL record. The San Diego Chargers previously held the record by scoring at least 400 points in eight straight seasons from 2004-11. The New Orleans Saints have the second-longest active streak after scoring 400 points for the eighth straight season in 2018.



# PATRIOTS TEAM NOTES

## PATRIOTS 2019 CAPTAINS

The New England Patriots 2019 team captains were elected by their teammates:



### OFFENSE

- C David Andrews, QB Tom Brady & RB James White

### DEFENSE

- LB Dont'a Hightower, DB Devin McCourty & LB Elandon Roberts

### SPECIAL TEAMS

- Matthew Slater

Brady was chosen as a captain for the 18th consecutive season. McCourty and Slater are captains for the ninth time, while Andrews was elected for the third straight year. White is a captain for the second straight season and Roberts is a first-time captain. Hightower is a third-time team captain.

## DECADE-PLUS OF DOMINANCE

The Patriots record of 237-73 (.765) since 2002 is the best in the NFL over that span. Only three NFL teams have posted a winning percentage of .600 or better. The Patriots are the only team over .700.

### BEST RECORDS SINCE 2002 (INCLUDING POSTSEASON)

Team	W	L	T	Pct.
New England	237	73	0	.764
Pittsburgh	189	105	2	.642
Indianapolis	187	111	0	.627
Green Bay	175	118	2	.597
Philadelphia	171	121	1	.585
Seattle	170	126	1	.574
Baltimore	165	126	0	.567
Denver	163	124	0	.568
New Orleans	162	125	0	.564

## DECADES OF DOMINANCE

The Patriots now have 114 regular-season wins and 16 postseason wins so far in this decade (2010-present) for 130 total wins, the most ever in a single decade.

### TEAMS OF THE DECADES

Team	Years	Reg. Season	Postseason	Total
New England	2010-present	114-31 (.786)	16-6 (.727)	130-37 (.778)
New England	2000-09	112-48 (.700)	14-4 (.778)	126-52 (.708)
Indianapolis	2000-09	115-45 (.719)	9-8 (.529)	124-53 (.701)
San Francisco	1990-99	113-47 (.706)	9-7 (.563)	122-54 (.693)

## REGULAR-SEASON SUCCESS

The Indianapolis Colts set the NFL mark for most regular-season wins in a decade with 115 from 2000-09. The Patriots have 114 regular-season wins so far this decade (2010-present) and need one win to tie and two more wins over the this season to pass the Colts.

## AFC EAST SUPREMACY

The New England Patriots own an 86-24 (.782) record in regular-season AFC East games since the beginning of the 2001 season, compiling the best intra-division record of any team in the NFL.

### NFL'S TOP DIVISIONAL RECORDS SINCE 2001

Team	W	L	T	Pct.
New England	86	24	0	.782
Pittsburgh	79	32	1	.710
Indianapolis	76	34	0	.691
Green Bay	73	36	2	.667

### AFC EAST DIVISIONAL RECORDS SINCE 2001

Team	W	L	T	Pct.	Div. Titles	Years
New England	86	24	0	.782	16	2001, 03-07, 09-18
N.Y. Jets	48	63	0	.432	1	2002
Miami	47	63	0	.427	1	2008
Buffalo	41	70	0	.369	0	---

The New England Patriots have won 15 division titles and have 15 playoff berths since realignment in 2002, most in the NFL.

### MOST DIVISION TITLES SINCE 2002 REALIGNMENT

Team	Division Titles	Playoff Berths
New England	15	15
Green Bay	9	12
Indianapolis	9	13
Pittsburgh	8	11
Seattle	8	12
Philadelphia	7	10

## MOST DIVISION TITLES IN A DECADE

The New England Patriots have won nine division titles this decade, the most ever by a team in a single decade. The Patriots have also won 10 straight division crowns overall, a mark currently leading the league.

### MOST DIVISION TITLES IN A DECADE

Team	Decade	Division Titles
New England	2010-present	9
Minnesota	1970-79	8
New England	2000-09	7
San Francisco	1980-89	7
Dallas	1970-79	7
L.A. Rams	1970-79	7
Pittsburgh	1970-79	7
Cleveland	1950-58	7

### CURRENT CONSECUTIVE DIVISION TITLES

Team	Division	Consec. Titles
New England	AFC East	10
Kansas City	AFC West	3
L.A. Rams	NFC West	2
New Orleans	NFC South	2
Baltimore	AFC North	1
Chicago	NFC North	1
Dallas	NFC East	1
Houston	AFC South	1



# PATRIOTS TEAM NOTES

## ALL-TIME WINNING SEASONS

The Patriots have 33 seasons in which the team has finished above .500 since the 1970 merger, second only to the Pittsburgh Steelers (36). New England also leads the NFL with 18 consecutive winning seasons since 2001.

### MOST WINNING SEASONS SINCE THE 1970 MERGER

Team	Seasons
Pittsburgh .....	36
<b>New England.....</b>	<b>33</b>
Dallas.....	33
Miami .....	30
Minnesota.....	30
Denver.....	29

### MOST SEASONS OF 9+ WINS SINCE 2001

Team	Seasons
<b>New England.....</b>	<b>18</b>
Pittsburgh .....	14
Indianapolis.....	13
Seattle .....	13
Green Bay .....	12
Philadelphia .....	12

### MOST CONSECUTIVE WINNING SEASONS (ACTIVE)

Team	Seasons
<b>New England.....</b>	<b>18</b>
Seattle .....	7
Kansas City.....	6
Pittsburgh .....	5

## NINE STRAIGHT 11-WIN SEASONS

The Patriots have won 11 games 20 times in team history, including a current streak and NFL-record nine consecutive years dating back to 2010. The Patriots have had 11 or more wins 16 times in Robert Kraft's 25 seasons of ownership after having only four 11-win seasons prior to Kraft purchasing the team (1976, 78, 85 & 86).

### MOST 11-WIN SEASONS SINCE 1970 MERGER

Team	11+ Win Seasons
<b>New England.....</b>	<b>20</b>
Dallas.....	17
Pittsburgh .....	17
Denver .....	15
San Francisco.....	15

### MOST CONSECUTIVE 11-WIN SEASONS

Team	Years	Consec. Seasons w/11+ Wins
<b>New England .....</b>	<b>2010-18 .....</b>	<b>9</b>
Indianapolis.....	2003-09 .....	7
Dallas.....	1976-81 .....	6
San Francisco.....	1994-98 .....	5

## BETTER THAN AVERAGE

The Patriots are the only NFL team to finish with a record of .500 or better in each of the last 18 years (2001-18). Each of the other 31 NFL teams has had at least one losing season since 2001. The Patriots have the second-longest streak at .500 or better, behind the Dallas Cowboys' (1965-85) streak of 21 straight years.

### MOST CONSECUTIVE SEASONS WITH A .500 OR BETTER RECORD

Team	Seasons	Consecutive Seasons
Dallas .....	1965-85.....	21
<b>New England .....</b>	<b>2001-present.....</b>	<b>18</b>
Cleveland .....	1957-73.....	17

## FLOATING ABOVE .500

Since 2001, the New England Patriots have held a record below .500 for only 12 weeks, fewest in the NFL over that span.

### FEWEST WEEKS UNDER .500 SINCE 2001

Team	Weeks Under .500
<b>New England.....</b>	<b>12</b>
Pittsburgh .....	57
Denver .....	58
Baltimore.....	67
Green Bay .....	70

## ROAD WARRIORS I

The Patriots ran a 14-game road win streak that started with a victory in the 2016 season opener at Arizona and ended with a loss at Miami on Dec. 11, 2017. The 14-game road win streak is a team record, breaking the old mark of 12 straight road wins from 2006-08. The 14-game streak is second in NFL history to the 18-game road win streak by the San Francisco 49ers (1988-90).

## ROAD WARRIORS II

Since the start of the 1994 season when Robert Kraft purchased the team, the Patriots have the best regular-season road record in the NFL. New England finished undefeated on the road twice (2007 and 2016).

### BEST ROAD RECORDS SINCE 1994

Team	W	L	T	Pct
<b>New England</b>	<b>124</b>	<b>76</b>	<b>0</b>	<b>.620</b>
Pittsburgh	112	88	1	.559
Indianapolis	103	98	0	.512
Philadelphia	101	97	2	.510
Green Bay	101	100	0	.502

## WINNING THE CLOSE ONES

Since 2001, the New England Patriots own the NFL's best record (including postseason) in games decided by three points or fewer. The Patriots are the only team with a winning percentage at .700 in those games. New England is 7-2 in those close games in the playoffs. The only defeats are a 17-14 loss to the N.Y. Giants in Super Bowl XLII and a 20-18 loss in the 2015 AFC Championship Game at Denver.

### BEST RECORD IN GAMES DECIDED BY 3 POINTS OR FEWER (SINCE 2001; INCLUDING PLAYOFFS)

Team	W	L	T	Win Pct
<b>New England</b>	<b>42</b>	<b>18</b>	<b>0</b>	<b>.700</b>
Indianapolis	46	24	0	.657
Denver	40	29	0	.580
Seattle	42	33	1	.559
Atlanta	40	32	1	.555
Oakland	36	30	0	.545
Pittsburgh	42	35	2	.543

## GREAT WHEN IT'S LATE

Since Robert Kraft purchased the franchise in 1994, the New England Patriots own the NFL's best record from December through the end of the regular season. The Patriots are 34-4 in the month of December at Gillette Stadium.

### MOST WINS FROM DECEMBER ON SINCE 1994 (REGULAR SEASON ONLY)

Team	W	L	T	Pct.
<b>New England</b>	<b>86</b>	<b>28</b>	<b>0</b>	<b>.754</b>
Green Bay	82	33	0	.713
Pittsburgh	77	38	0	.670

## 1ST AFL TEAM TO REACH 500

The Patriots have the most overall wins among the original eight AFL teams. They are the only original AFL team with 500 victories.

### OVERALL VICTORY TOTAL OF ORIGINAL AFL TEAMS (INCLUDING PLAYOFFS)

Team	W	L	T
<b>New England</b>	<b>538</b>	<b>411</b>	<b>9</b>
Denver	499	434	10
Oakland	492	442	11
Kansas City	480	438	12
SD/L.A. Chargers	460	460	11
Tennessee	447	483	6
Buffalo Bills	430	493	8
N.Y. Jets	413	505	8





# PATRIOTS TEAM NOTES

## TOP 3 IN WINS SINCE 1960

Since the Patriots entered the NFL in 1960, they have the third-best record in the NFL.

### BEST RECORD IN THE NFL SINCE 1960 (INCLUDING POSTSEASON)

Team	W	L	T
Pittsburgh Steelers	548	401	10
Dallas Cowboys	548	408	6
<b>New England Patriots</b>	<b>538</b>	<b>411</b>	<b>9</b>
Green Bay Packers	527	408	15

## 500TH REGULAR-SEASON VICTORY

The 2018 regular-season finale victory over the Jets marked New England's 500th regular-season win since it began play in 1960, the most wins by an AFL franchise. Of the 12 other NFL teams that have 500 or more regular-season wins, New England trails only San Francisco (533 - founded 1950), the Colts (516 - founded 1953) and the Cowboys (513 - founded 1960) for most regular-season wins by clubs that were founded in 1950 or later.

## NFL'S BEST AT HOME

Since Gillette Stadium opened in 2002, the Patriots own the NFL's best overall record at home. The Patriots hold an overall record of 116-21 (.847) at home in regular-season games and a 135-24 (.849) record including playoffs. The Patriots are an NFL-best 179-48 at home since 1994, when Robert Kraft purchased the team.

### BEST HOME RECORDS SINCE 2002 (INCLUDING PLAYOFFS)

Team	W	L	T	Pct
<b>New England</b>	<b>135</b>	<b>24</b>	<b>0</b>	<b>.849</b>
Seattle	106	42	0	.716
Pittsburgh	104	42	1	.711
Indianapolis	103	44	0	.700
Baltimore	101	40	0	.716
Green Bay	99	45	2	.685
Denver	94	51	0	.648
Minnesota	91	50	0	.645
Philadelphia	91	57	0	.615

## UNBLEMISHED RECORD AT HOME

The Patriots finished with a perfect 8-0 regular-season record at Gillette Stadium for the seventh time in team history in 2018 (2003-04, 07, 09-10, 13 and 18). The Patriots were the only team in 2018 that finished perfect at home and now have the most unbeaten and untied seasons since 1970. Minnesota is second with six.

## INTER-CONFERENCE RECORD

The New England Patriots own a 54-14 (.794) record vs. NFC teams since realignment in 2002, the best inter-conference record in the NFL during that time.

### NFL'S BEST INTER-CONFERENCE RECORD SINCE 2002

Team	W	L	T	Pct.
<b>New England</b>	<b>54</b>	<b>14</b>	<b>0</b>	<b>.794</b>
Pittsburgh	46	21	1	.684
Indianapolis	43	25	0	.632
Philadelphia	40	27	1	.596

## BOUNCE BACK PATS

Since 2003, the Patriots are 48-8 (.857) in regular-season games following a loss. They have dropped back-to-back regular-season games in 2006, 09, 11-12, 15 (twice) and 2018 (twice). As a starter in his career, Tom Brady is 48-12 in games following a loss.

## UNDEFEATED MONTHS

The Patriots have 25 undefeated months since 2000. It is the most undefeated months in the NFL over that span. Indianapolis is second with 15 undefeated months during that time.

### PATRIOTS UNDEFEATED MONTHS SINCE THE 2000 SEASON (EXCLUDING JANUARY)

2001	.....	December
2003	.....	October, November, December
2004	.....	September, November
2005	.....	December
2006	.....	October
2007	.....	September, October, November, December
2008	.....	December
2010	.....	October, December
2011	.....	December
2012	.....	November
2013	.....	September
2014	.....	October
2015	.....	September, October
2016	.....	September, December
2017	.....	November
2018	.....	October

## MODEL OF CONSISTENCY

The New England Patriots have had only one head coach and one general manager since 2000, showing a level of stability unparalleled in the AFC East.

### GENERAL MANAGERS & HEAD COACHES IN AFC EAST SINCE 2000

Team	Gen. Managers	Head Coaches
<b>New England</b>	<b>.....1</b>	<b>.....1</b>
N.Y. Jets	.....6	.....6
Buffalo	.....7	.....10
Miami	.....7	.....10

## BOOMERANG PATRIOTS

RB Brandon Bolden, TE Ben Watson, LB Jamie Collins, and S Patrick Chung have all toured several different NFL franchises before linking back up in Foxborough for the 2019 campaign.

Player	First NFL Team	Other NFL Teams
<b>Brandon Bolden</b>	New England Patriots (2012 Rookie Free Agent)	Miami (2018)
<b>Ben Watson</b>	New England Patriots (2004, Drafted No. 32)	Cleveland (2010-12) New Orleans (2013-15, 2018) Baltimore (2015-16)
<b>Jamie Collins Sr.</b>	New England Patriots (2013, Drafted No. 52)	Cleveland (2016-18)
<b>Patrick Chung</b>	New England Patriots (2009, Drafted No. 34)	Philadelphia (2013)



# PATRIOTS TEAM NOTES

## OFFENSE

### TAKING CARE OF BALL PAYS OFF

Since 2001, the Patriots are an NFL-best 135-23 when not throwing an interception.

#### ZERO INT GAMES

Team	Games with No Ints	W-L-T	Win Pct.
New England .....	158.....	135-23-0 .....	.854
Kansas City .....	137.....	91-46-0 .....	.664
Green Bay .....	135.....	108-25-2 .....	.807
Seattle .....	134.....	97-36-1 .....	.727
Jacksonville .....	129.....	76-53-0 .....	.589
San Francisco .....	126.....	85-40-1 .....	.675
Philadelphia .....	124.....	87-37-0 .....	.702
Minnesota .....	123.....	82-40-1 .....	.671
Indianapolis .....	123.....	96-27-0 .....	.781
LA Chargers .....	122.....	90-32-0 .....	.738
Atlanta .....	122.....	86-35-1 .....	.709
New Orleans .....	121.....	94-27-0 .....	.777

### PROTECTING THE BALL

Since 2008, the Patriots lead the NFL with 74 regular-season games without turning the ball over. The Patriots are 65-9 in those games.

#### ZERO TURNOVER GAMES (SINCE 2008)

New England .....	74
Green Bay .....	63
Kansas City .....	61
Seattle .....	54
San Francisco .....	52

### 400-POINT SEASONS

The Patriots extended their NFL record to 12 straight seasons with at least 400 total points (2007-18) after finishing fourth in the NFL in 2018 with 436 total points. The Chargers previously held the record by scoring at least 400 points in eight consecutive seasons from 2004-11. New Orleans has a current streak of eight straight seasons with 400 points.

### RUSH TO VICTORY

Since 2000, New England is 51-1 in the regular season when a Patriot eclipses 100 yards rushing. The only loss during the Bill Belichick era came at Miami on Dec. 20, 2004, when Corey Dillon rushed for 121 yards on 26 carries and the Patriots fell 29-28 to the Dolphins. Since then, New England is 38-0 with a 100-yard rusher. In 2018, RB Sony Michel had four 100-yard games and New England was 4-0 in those contests.

## DEFENSE

### DEFENSE DOMINATES AGAIN

The 2017 Patriots finished fifth in the NFL by allowing 18.5 points per game. It was the 12th time since 2001 that the Patriots finished a season allowing 20 points or fewer per game, the most in the NFL during that span. The 2018 Patriots just missed that mark, allowing 20.3 points per game, seventh-best in the NFL.

#### SEASONS ALLOWING 20 POINTS PER GAME OR FEWER SINCE 2001

Team	Seasons	Years
New England .....	12 .....	2001, 03-04, 06-10, 14-17
Baltimore .....	12 .....	2001, 03-06, 08-11, 14, 17-18
Pittsburgh .....	11 .....	2001, 04-08, 10-12, 15, 17
Miami .....	8 .....	2001-03, 05-06, 08, 11-12
Seattle .....	8 .....	2005, 07, 11-16
Jacksonville .....	8 .....	2001-02, 04-07, 17-18

### FORCING THE ISSUE

The Patriots lead the NFL with a plus-205 turnover margin since 1994.

#### NFL TURNOVER MARGIN SINCE 1994

New England .....	+205
Kansas City .....	+149
Green Bay .....	+98

### MOST SAFETIES SINCE 2015

New England .....	6
LA Rams .....	5
Arizona .....	4
Detroit .....	4
Pittsburgh .....	4

## SPECIAL TEAMS

### MOST BLOCKED KICKS SINCE 2014

Philadelphia .....	15
Miami .....	15
New England .....	14 (8 FGs, 2 XPs & 4 Punts)
Baltimore .....	13
Denver .....	13



# PATRIOTS TEAM & INDIVIDUAL RANKINGS

## TEAM OFFENSE

Category	Stat	League/Year	Rank
Points	436	NFL in 2018	4th
Points Per Game	27.3	NFL in 2018	4th
First Downs	365	NFL in 2018	8th
Touchdowns	51	NFL in 2018	T-7th
Touchdowns	51	Team History	T-9th
Touchdowns Per Game	3.19	NFL in 2018	T-7th
Total Yards	6,295	NFL in 2018	5th
Total Yards	6,295	Team History	6th
Yards Per Game	393.4	NFL in 2018	5th
Yards Per Game	393.4	Team History	6th
Rushing First Downs	131	NFL in 2018	5th
Rushing First Downs	131	NFL in 2018	8th
Rushing First Down Percentage	27.4	NFL in 2018	7th
Rushing First Down Percentage	27.4	Team History	4th
Rushing Yards	2,037	NFL in 2018	5th
Rushing Yards Per Game	127.3	NFL in 2018	5th
10+ Yard Rushes	64	NFL in 2018	T-3rd
10+ Yard Rushes	58	Team History	2nd
Rushing Touchdowns	18	NFL in 2018	T-4th
Passing Yards	4,405	NFL in 2018	T-9th
Passing Yards	4,405	Team History	9th
Pass Yards Per Completion	11.65	NFL in 2018	10th
Completion Percentage	65.9	Team History	5th
25+ Yard Completions	33	Team History	T-10th
Interception Percentage	1.9	Team History	9th
Turnovers	18	NFL in 2018	T-7th
Turnovers	18	Team History	10th
Penalties	93	NFL in 2018	4th

## TEAM DEFENSE

Category	Stat	League/Year	Rank
Touchdowns	36	NFL in 2018	T-7th
Points per Game	20.3	NFL in 2018	7th
Interceptions	18	NFL in 2018	T-3rd
Interception Percentage	3.0	NFL in 2018	6th
Rushing Touchdowns	7	NFL in 2018	2nd
Rushing Touchdowns	7	Team History	T-7th
Passer Rating	85.4	NFL in 2018	7th
Completion Percentage	61.2	NFL in 2018	2nd
Yards per Attempt	6.91	NFL in 2018	5th
25+ Yard Completions	24	NFL in 2018	T-4th

## SPECIAL TEAMS

Category	Stat	League/Year	Rank
Kickoff Return Average	27.0	NFL in 2018	2nd
Kickoff Return Average	27.0	Team History	1st
Special Teams Total Tackles	89	NFL in 2018	2nd

## RYAN ALLEN

Category	Stat	League/Year	Rank
Punting Average	45.1	Team History	7th

## TOM BRADY

Category	Stat	League/Year	Rank
Touchdowns	29	NFL in 2018	10th
Passer Rating	97.7	Team History	8th
Passing Yards	4,355	NFL in 2018	7th
Passing Yards	4,355	Team History	8th
Passing Yards Per Game	272.2	NFL in 2018	7th
Passing Yards Per Game	272.2	Team History	9th
Completion Percentage	65.8	Team History	5th
Completions	375	NFL in 2018	8th
Completions	375	Team History	8th
25+ Yard Completions	32	NFL in 2018	T-10th
TD/Int. Ratio	2.64	Team History	10th

## STEPHON GILMORE

Category	Stat	League/Year	Rank
Passes Defensed	20	NFL in 2018	2nd
Passes Defensed	20	Team History	6th

## STEPHEN GOSTKOWSKI

Category	Stat	League/Year	Rank
Field Goals Made	27	NFL in 2018	T-10th
Kicking Points	130	NFL in 2018	5th
Extra Points Made	49	NFL in 2018	3rd
Extra Points Percentage	98.0	NFL in 2018	4th

## ROB GRONKOWSKI

Category	Stat	League/Year	Rank
Receiving Yards	682	Tight Ends in 2018	6th
Yards Per Catch	14.5	Tight Ends in 2018	4th
Receiving Yards Per Game	52.5	Tight Ends in 2018	5th
Receiving Yards Per Game	52.5	TE/Team History	9th
25+ Yard Receptions	6	Tight Ends in 2018	5th
Receptions Per Game	3.6	Tight Ends in 2018	9th
Receiving First Downs	34	Tight Ends in 2018	6th
Receiving First Down Percentage	72.3	Tight Ends in 2018	3rd
Receiving First Down Percentage	72.3	TE/Team History	6th

## SONY MICHEL

Category	Stat	League/Year	Rank
Rushing Yards Per Game	71.6	NFL in 2018	9th
Rushing First Downs	54	NFL in 2018	7th
First Down Percentage	25.8	Team History	6th

## CORDARRELLE PATTERSON

Category	Stat	League/Year	Rank
Kickoff Return Average	28.8	NFL in 2018	3rd
Kickoff Return Average	28.8	Team History	2nd
Kickoff Return Yards	663	NFL in 2018	T-5th
Total Return Yards	663	NFL in 2018	10th
Rushing Yards	228	Wide Receivers in 2018	1st
Rushing Yards	228	WR/Team History	1st
10+ Yards Rushes	10	Wide Receivers in 2018	1st
10+ Yards Rushes	10	WR/Team History	1st

## JAMES WHITE

Category	Stat	League/Year	Rank
Receptions	87	Running Backs in 2018	3rd
Receptions	87	RB/Team History	1st
Receptions Per Game	5.4	Running Backs in 2018	3rd
Receptions Per Game	5.4	RB/Team History	1st
Receiving Yards	751	Running Backs in 2018	2nd
Receiving Yards	751	RB/Team History	1st
Receiving Yards Per Game	46.9	Running Backs in 2018	3rd
Receiving Yards Per Game	46.9	RB/Team History	1st
Receiving First Downs	38	Running Backs in 2018	2nd
Receiving First Downs	38	RB/Team History	1st
Receiving First Down Percentage	43.7	Running Backs in 2018	7th
Receiving First Down Percentage	43.7	RB/Team History	10th
Receiving Touchdowns	7	Running Backs in 2018	T-1st
Receiving Touchdowns	7	RB/Team History	T-1st
Yards After Catch	666	NFL in 2018	4th
Yards After Catch	666	Running Backs in 2018	3rd
Yards After Catch	666	RB/Team History	1st



# INSIDE THE NUMBERS

## TEAM

**2**

The Patriots scored on two special teams plays at Chicago (10/21/18), the fifth time that has occurred for New England since 1970.

**5**

DB Duron Harmon has five interceptions in the end zone during the regular season in his career.

**10**

New England is the only team that has made the playoffs in each of the last 10 seasons (2009-18).

**12**

Since 2001, the Patriots have the fewest weeks with a losing record in the NFL with 12 weeks. Pittsburgh is next with 57 weeks.

**14**

The Patriots have won 14 straight regular-season games at home.

**16**

The Patriots have had a rookie free agent make the 53-man opening-day roster for 16 straight seasons, the third-longest streak behind the Chargers (23) and Colts (21).

**16**

Tom Brady has thrown at least 10 touchdown passes to 16 different players, second to the 18 different players by Brett Favre.

**18**

The Patriots have gone 18 straight seasons without being swept in a series by a division opponent after beating each of the AFC East teams in 2018, extending the longest such streak since the 1970 NFL merger.

**18**

The Patriots have won nine or more games in 18 straight seasons, the most in the NFL.

**19**

RB James White has 19 touchdown receptions since 2015, the most among all running backs during that span.

**27.0**

The Patriots finished second in the NFL with a 27.0 kickoff return average in 2018. It is the highest in team history, beating the old mark of 26.9 in 1977.

**40-0**

The Patriots are 40-0 at home against AFC teams when Tom Brady and Julian Edelman are in the lineup together.

**62**

Stephen Gostkowski kicked a Patriots record 62-yard field goal in Mexico City against Oakland on Nov. 19, 2017. His previous long was from 58 yards earlier that season vs. Carolina (10/01/17).

**95-1**

The Patriots are 95-1 all-time at Gillette Stadium when leading at halftime in the regular season.

## ROBERT KRAFT

**6**

The number of Super Bowl championships the Patriots have won since Robert Kraft purchased the team in 1994. That mark is highest in the NFL over that span.

**10**

The number of conference championships the Patriots have won since Robert Kraft purchased the team in 1994, the NFL record for most conference championships as an owner.

**18**

The number of division championships won by the Patriots since Kraft purchased the team in 1994.

**20**

The number of playoff seasons earned by the Patriots in the 25 seasons since Robert Kraft purchased the team.

## ROBERT KRAFT

**47**

The number of playoff games the Patriots have appeared in since 1994, the most in the NFL. Green Bay has the second most with 36.

**277**

The number of consecutive home games that have been sold out, including all playoff and preseason games, dating back to the 1994 season opener.

**313**

The number of games the Patriots have won since Robert Kraft purchased the franchise in 1994. Prior to Kraft's ownership, the team had won 225 total games in its entire 34-year history from 1960-93.

## TOM BRADY

**6**

Brady is the only QB with six Super Bowl wins, surpassing Hall of Fame DL Charles Haley (5) as the only other NFL player with six Super Bowl wins.

**6**

Brady joins Herb Adderly (GB/DAL), Fuzzy Thurston (Green Bay) and Forrest Gregg (GB/DAL) as the only NFL players with six titles.

**9**

Brady won his ninth conference title in 2018, an NFL record. He passed DL Mike Lodish for the most Super Bowls played with his seventh in Super Bowl LI. Lodish played in six (four with Buffalo and two with Denver).

**13**

Brady played in his 13th conference championship game in 2018, the most in NFL history. Gene Upshaw and George Blanda with 10 are tied for second-most conference championship game appearances.

**16**

Brady set a Super Bowl record with 16 straight pass completions in Super Bowl XLVI vs. the New York Giants.

**19**

The longest streak of consecutive pass completions by Brady in a regular-season game (Sept. 10, 2015 vs. Pittsburgh), a team record.

**90.0**

The percent of quarterback keepers converted by Brady (117-of-130) for first downs (89-of-98 on third-and-2 or less and 28-of-32 on fourth-and-2 or less).

**238**

Brady has the most overall wins of any NFL player with 238.

**505**

Brady set a Super Bowl record with 505 passing yards in Super Bowl LII, breaking the record of 466 yards he set the previous year in Super Bowl LI.

**4,577**

Brady led the NFL in 2017 with 4,577 yards passing at age 40 to become the oldest player to lead the NFL. The previous oldest player to lead the league in passing yards was Fran Tarkenton with 3,468 yards in 1978 at age 38 with Minnesota.

## BILL BELICHICK

**3**

Bill Belichick (293 wins) is in third place on the NFL wins list.

**4**

Bill Belichick is the first coach to lead his team to four 500-point seasons (2007, 10-12).

**5**

The number of 14-win seasons by Bill Belichick, the most among all NFL coaches.

**6**

Bill Belichick has won six Super Bowls as a head coach, the most Super Bowl wins by a head coach in NFL history.

**12**

Super Bowl LIII was Belichick's 12th Super Bowl overall, including nine as a head coach and three as an assistant coach.





# BILL BELICHICK NEWS & NOTES

Bill Belichick is the only head coach in NFL history to win six Super Bowl titles. He won more regular-season games (123) and more games overall (136) during a 10-year stretch (2002-11) than any other coach in NFL history. In 2007, Belichick led the Patriots to the fourth undefeated and untied regular season in NFL history and the first since the NFL established a 16-game schedule in 1978. His 45 consecutive years as an NFL coach are tied for first in NFL history with the 45 by Dick LeBeau. The only other NFL coach with at least 40 consecutive NFL coaching seasons is Tom Moore with 41.



## 25TH SEASON AS HEAD COACH 45TH NFL SEASON

**Overall Record:** 293-134 (.686)

**Regular Season:** 262-123 (.681)

**Postseason:** 31-11 (.738)

**With Patriots overall (2000-19):** 256-89 (.742)

**Super Bowl Titles:** 8 (86, 90, 01, 03, 04, 14, 16, 18)

**Conf. Titles:** 12 (86, 90, 96, 01, 03, 04, 07, 11, 14, 16, 17, 18)

**Division Titles:** 23 (75, 78, 86, 89, 90, 96, 98, 01, 03, 04, 05, 06, 07, 09, 10, 11, 12, 13, 14, 15, 16, 17, 18)

## WHAT TO WATCH FOR IN 2019

- Bill Belichick has an NFL-best six Super Bowl championships as a head coach and joined George Halas and Curly Lambeau as the only NFL coaches with six championships since the league began postseason play in 1933.
- Belichick seeks back-to-back championships for a second time in his career (2003-04) – a feat so rare it has been achieved by only two other coaches in history. Chuck Noll did it with the Pittsburgh Steelers in the 1970s (1974-75, 1978-79), and Vince Lombardi did it with the Green Bay Packers in the 1960s (1961-62, 1966-67).
- Belichick is third all-time with 262 career regular-season wins, behind Don Shula (328) and George Halas (318).
- Belichick has led New England to three straight Super Bowl berths, tied with Don Shula (1971-73) for the second most in NFL history. Marv Levy led Buffalo to four straight Super Bowl appearances (1990-93). Since postseason play began in 1933, George Halas led Chicago to four straight championship berths (1940-43) and Paul Brown led Cleveland to six straight championship appearances (1950-55).
- Belichick has 293 total victories (regular season and playoffs combined), third all-time behind Don Shula (347) and George Halas (324). Belichick needs seven more wins to become the third NFL coach with 300 career wins.
- Belichick's 16 division titles are the most in NFL history. Don Shula and Tom Landry are second with 13 division crowns.
- Belichick can extend his NFL record with an 11th consecutive division title. Four other coaches are tied for second with six straight division titles.
- Belichick enters 2019 with 18 straight winning seasons, second most behind Tom Landry with 20 (1966-85).
- Belichick has 16 consecutive 10-win seasons, an NFL record. George Seifert is second with eight (1989-96).
- Belichick owns the NFL record with 16 11-win seasons. Don Shula is second with 13.

## WHAT TO WATCH FOR IN 2019 (CONT.)

- Belichick holds the NFL record with 12 12-win seasons. Don Shula is second with eight.
- Belichick is the only head coach in NFL history with seven seasons of 13-plus wins. George Seifert is second with four 13-win seasons.
- Belichick has five 14-win seasons. George Seifert is second with three 14-win seasons.
- Belichick has led his teams to 17 postseason berths as a head coach, third all-time, behind the 19 by Don Shula and the 18 by Tom Landry. Belichick can tie Landry for second with a postseason berth in 2019.

## THE HIGHEST WINNING PCT.

Bill Belichick has recorded 293 career wins as a head coach, which is third in NFL history. Belichick owns a career winning percentage of .686, first in NFL history.

## TOP WINNING PERCENTAGE AMONG HEAD COACHES WITH AT LEAST 160 WINS (INCL. POSTSEASON)

Head Coach	Team(s)	Years	W	L	T	Pct.
Bill Belichick	CLE/NE	1991-95, 2000-19	293	134	0	.686
George Halas	Chicago	1920-29, 33-41, 46-55, 58-67	324	151	31	.682
Don Shula	BLT/MIA	1963-95	347	173	6	.666
Curly Lambeau	GB/CHI/WAS	1921-53	229	134	22	.630

NOTE: Winning percentage calculated using current NFL rules, counting a tie as a half-win, half-loss.

## MOVING ON UP

Bill Belichick ranks third all-time in NFL history with 293 career wins.

## MOST WINS BY NFL COACHES

Head Coach	Team(s)	Years	W	L	T
Don Shula	BLT/MIA	1963-95	347	173	6
George Halas	Chicago	1920-29, 33-41, 46-55, 58-67	324	151	31
Bill Belichick	CLE/NE	1991-95, 2000-19	293	134	0
Tom Landry	Dallas	1960-88	270	178	6
Curly Lambeau	GB/CHI/WAS	1921-53	229	134	22

## SUPER SUCCESS

Bill Belichick has won six Super Bowls, the most by a head coach.

## MOST SUPER BOWL VICTORIES

Head Coach	Team	Titles	Seasons
Bill Belichick	New England	6	2001, 03-04, 14, 16, 18
Chuck Noll	Pittsburgh	4	1974-75, 78-79
Joe Gibbs	Washington	3	1982, 87, 91
Bill Walsh	San Francisco	3	1981, 84, 88

NOTE: Sorted by most recent championship. Super Bowls have determined NFL champion since 1966.





# BILL BELICHICK NEWS & NOTES

## NINE CONFERENCE TITLES ARE THE MOST IN SUPER BOWL ERA

The 2018 AFC Championship was Bill Belichick's ninth conference championship, the most in NFL history during the Super Bowl era (since 1966).

### MOST CONFERENCE CHAMPIONSHIPS BY A HEAD COACH IN SUPER BOWL ERA

HEAD COACH	TEAM	#	SEASONS	SUPER BOWL APPEARANCES
Bill Belichick	New England	9	2001, 2003, 2004, 2007, 2011, 2014, 2016, 2017, 2018	XXXVI, XXXVIII, XXXIX, XLII, XLVI, XLIX, LI, LII, LIII
Don Shula	Baltimore/Miami	6	1968, 1971, 1972, 1973, 1982, 1984	III, VI, VII, VIII, XVII, XIX
Tom Landry	Dallas	5	1970, 1971, 1975, 1977, 1978	V, VI, X, XII, XIII
Joe Gibbs	Washington	4	1982, 1983, 1987, 1991	XVII, XVIII, XXII, XXVI
Bud Grant	Minnesota	4	1969, 1973, 1974, 1976	IV, VII, IX, XI
Marv Levy	Buffalo	4	1990, 1991, 1992, 1993	XXV, XXVI, XXVII, XXVIII
Chuck Noll	Pittsburgh	4	1974, 1975, 1978, 1979	IX, X, XIII, XIV
Dan Reeves	Denver/Atlanta	4	1986, 1987, 1989, 1998	XXI, XXII, XXIV, XXIII

### 12 SUPER BOWL APPEARANCES

Super Bowl LIII was Bill Belichick's 12th career Super Bowl appearance, the most appearances by a coach in NFL history.

### MOST SUPER BOWL APPEARANCES AS A HEAD COACH OR ASSISTANT

Bill Belichick	12 (nine as a head coach)
Dan Reeves	7 (four as a head coach)
Don Shula	6 (six as head coach)
Tom Landry	5 (five as a head coach)
Chuck Noll	5 (four as a head coach)
Marv Levy	5 (four as a head coach)

### ELITE COMPANY

Bill Belichick joined George Halas and Curly Lambeau as the only coaches with six titles.

### HEAD COACHES WITH FOUR OR MORE NFL TITLES

Coach	NFL Titles	Championship Teams
Bill Belichick	6	New England (SB XXXVI, XXXVIII, XXXIX, XLIX, LI and LIII)
George Halas	6	Chicago (1921, 33, 40, 41, 46 & 63)
Curly Lambeau	6	Green Bay (1929, 30, 31, 36, 39 & 44)
Vince Lombardi	5	Green Bay (1961, 62, 65, SB I & II)

### POSTSEASON COACHING MARK

Belichick coached in his NFL-record 37th postseason game in the 2017 AFC Divisional Playoff against Tennessee, moving past Tom Landry and Don Shula. He has now coached in 42 postseason games.

### MOST POSTSEASON GAMES AS A HEAD COACH

Head Coach	Team(s)	Games
Bill Belichick	Cleveland/New England	42
Tom Landry	Dallas	36
Don Shula	Baltimore/Miami	36
Andy Reid	Philadelphia/Kansas City	26
Chuck Noll	Pittsburgh	24
Mike Holmgren	Green Bay/Seattle	24
Joe Gibbs	Washington	24

### 13 CONFERENCE CHAMPIONSHIP GAME APPEARANCES

Belichick reached his 13th conference championship game as a head coach in 2018 to extend his record for the most since the 1970 merger.

### MOST CONFERENCE CHAMPIONSHIP GAMES AS A HEAD COACH

Head Coach	Conference Championship Games
Bill Belichick	13
Tom Landry	10
Don Shula	7
Chuck Noll	7
John Madden	6
Bill Cowher	6

### MOST POSTSEASON WINS

Belichick earned his NFL-record 21st postseason victory after the Patriots defeated the Indianapolis Colts in the AFC Championship Game on Jan. 18, 2015. He now has 31 postseason victories.

### MOST PLAYOFF WINS BY AN NFL HEAD COACH

COACH	TEAM(s)	WINS
Bill Belichick	CLE/NE	31
Tom Landry	Dallas	20
Don Shula	BLT/MIA	19
Joe Gibbs	Washington	17
Chuck Noll	Pittsburgh	16

### BEST POSTSEASON RECORDS IN NFL HISTORY (MINIMUM 10 GAMES)

HEAD COACH	TEAM	W	L	PCT.
Vince Lombardi	GB/WAS	9	1	.900
Bill Belichick	CLE/NE	31	11	.738
Tom Flores	Oakland	8	3	.727
Bill Walsh	San Francisco	10	4	.714
Joe Gibbs	Washington	17	7	.708
Jimmy Johnson	DAL/MIA	9	4	.692

### POSTSEASON BERTHS

Bill Belichick has led his teams to 17 postseason berths, which is third all-time among NFL head coaches.

### NFL HEAD COACHES WITH THE MOST POSTSEASON BERTHS

Head Coach	Postseason Appearances
Don Shula	19
Tom Landry	18
Bill Belichick	17



# BILL BELICHICK NEWS & NOTES

## DIVISION TITLES RECORD

Belichick again guided the Patriots to the AFC East title in 2018. His 16 division titles are the most by a head coach in NFL history. Don Shula and Tom Landry are second with 13 titles.

## MOST CONSECUTIVE DIVISION TITLES

Belichick is the first NFL coach to lead his team to 10 consecutive division titles after claiming another AFC East crown in 2018. Paul Brown (1950-55), Tom Landry (1966-71), Bud Grant (1973-78) and Chuck Noll (1974-79) led their teams to six straight titles.

## NFL COACHES WITH THE MOST CONSECUTIVE DIVISION TITLES

Head Coach	Team	Consec. Div. Titles
Bill Belichick	New England	10 (2009-18)
Paul Brown	Cleveland	6 (1950-55)
Tom Landry	Dallas	6 (1966-71)
Bud Grant	Minnesota	6 (1973-78)
Chuck Noll	Pittsburgh	6 (1974-79)

## SUPER COMEBACK

Belichick coached the Patriots back from a 25-point deficit to win Super Bowl LI. A comeback of that magnitude is extremely rare. There had been 2,656 games in which a team led by 25 points or more in NFL history, including the postseason. Teams leading by 25 had recorded 2,647 wins, 7 losses and 2 ties, a winning percentage of .997.

## PATRIOTS RENAISSANCE

Once head coach Bill Belichick implemented his coaching design on the Patriots, his approach has given him the best record of any NFL head coach who has coached over 40 games since 2001 (including the postseason).

## NFL COACHES RECORDS SINCE 2001

Coach	Team(s)	W	L	T	Pct.
Bill Belichick	New England	251	78	0	.763
Tony Dungy	TB/IND	101	41	0	.711
Jim Harbaugh	San Francisco	49	22	1	.688
Bill Cowher	Pittsburgh	70	35	1	.665
Mike Tomlin	Pittsburgh	133	74	1	.642
Doug Pederson	Philadelphia	34	20	0	.630
Pete Carroll	Seattle	99	60	1	.622

## 3X COACH OF THE YEAR

The Associated Press named Bill Belichick the NFL's Coach of the Year in 2010, the third time that Belichick earned the honor. He was also named Coach of the Year following the 2003 and 2007 seasons, joining Don Shula (4-time winner) and Chuck Knox as the only three-time winners.

## ABOVE THE CENTURY MARK

Bill Belichick has an overall record of 293-134, 159 games above the .500 mark. He joins Don Shula and George Halas as the only coaches with 100 more wins than losses.

## COACHES WITH 100 OR MORE WINS THAN LOSSES

Head Coach	Team(s)	W	L	T	Wins above .500
Don Shula	BLT/MIA	347	173	6	174
George Halas	Chicago	324	151	31	173
Bill Belichick	CLE/NE	293	134	0	159

## 500+ FOR 3 STRAIGHT YEARS

Belichick became the first head coach in NFL history to lead a team to three straight 500-point seasons (2010-12) and four overall (2007-589, 2010-518, 2011-513 and 2012-557). St. Louis was the only other team to have done it three times (1999-526, 2000-540, 2001-503).

## CLIMBING THE WINS LADDER

Belichick now has 226 career regular-season wins with the Patriots, the fourth-most regular-season wins with one team among head coaches.

## NFL HEAD COACHES WITH THE MOST WINS WITH ONE TEAM

Coach	Team	W	L	T
George Halas	Chicago	318	148	31
Don Shula	Miami	257	133	2
Tom Landry	Dallas	250	162	6
Bill Belichick	New England	226	79	0
Curly Lambeau	Green Bay	209	104	21

## BETTER THAN AVERAGE

Belichick has led the Patriots to 18 straight seasons with a winning record (2001-18), second all-time behind Tom Landry, whose Dallas Cowboys accomplished the feat 20 straight years from 1966-85.

## MOST CONSECUTIVE SEASONS WITH A WINNING RECORD

Head Coach	Team	Years
Tom Landry	Dallas	20 – 1966-85
Bill Belichick	New England	18 – 2001-18
Curly Lambeau	Green Bay	14 – 1934-47
Curly Lambeau	Green Bay	12 – 1921-32
George Halas	Chicago	10 – 1933-42
John Madden	Oakland	10 – 1969-78

## DOUBLE-DIGIT WINS

Belichick has led New England to 16 consecutive seasons with at least 10 wins, tying San Francisco for the NFL record.

## MOST CONSECUTIVE 10-WIN SEASONS

Team	Years	Consec. Seasons w/10+ Wins
New England	2003-18	16
San Francisco	1993-98	16
Indianapolis	2002-10	9
Dallas	1975-81	7

## CAREER MILESTONE

Belichick is just the fourth NFL head coach to reach 250 career regular-season victories. His 262 regular-season wins are the third-most regular season wins all-time.

## MOST REGULAR-SEASON WINS, NFL HEAD COACHES

Head Coach	Team(s)	W	L	T
Don Shula	BLT/MIA	328	156	6
George Halas	Chicago	318	148	6
Bill Belichick	CLE/NE	262	123	0
Tom Landry	Dallas	250	162	6
Curly Lambeau	GB/CHI/WAS	226	132	22

## DIVISIONAL SUCCESS

### HEAD COACHES WITH THE HIGHEST WINNING PERCENTAGE AGAINST DIVISION OPPONENTS (SINCE 1970 - MINIMUM 60 GAMES)

Head Coach	Team(s)	W	L	T	Win Pct.
Mike Tomlin	Pittsburgh	50	20	1	.711
George Allen	LAR/WAS	42	18	2	.700
Bud Grant	Minnesota	69	31	1	.688
Bill Belichick	CLE/NE	103	47	0	.687
Tom Landry	Dallas	101	46	0	.687
Mike McCarthy	Green Bay	51	23	2	.684
Marty Schottenheimer	CLE/KC/SD/WAS	95	51	0	.651

### HEAD COACHES WITH THE MOST WINS AGAINST DIVISION OPPONENTS SINCE 1970

Head Coach	Team(s)	Wins vs. Div. Opponents
Don Shula	Miami	132
Bill Belichick	CLE/NE	103
Tom Landry	Dallas	101
Dan Reeves	DEN/NYG/ATL	95
Marty Schottenheimer	CLE/KC/SD/WAS	95






# TOM BRADY NEWS & NOTES

## CAREER NOTES

Tom Brady has quarterbacked the Patriots to victories in 208 of his 268 career regular-season starts, compiling a .776 winning percentage and giving him the best record of any quarterback in the Super Bowl era (since 1966). Brady's 155 career wins in his first 200 starts are the most in NFL history. Peyton Manning is second with 136 wins in his first 200 career starts.



## WHAT TO WATCH FOR IN 2019

- Tom Brady is third all-time with 520 touchdowns passes, behind Drew Brees (522) and Peyton Manning (539).
- If Brady throws 30 or more touchdowns passes in 2019, he will become just the fourth player in NFL history with 30 or more touchdown passes in at least eight seasons, joining Brett Favre (9), Peyton Manning (9) and Drew Brees (10).
- Brady is tied with Peyton Manning, Drew Brees and Aaron Rodgers with four seasons with 35 or more touchdowns and needs to reach 35 touchdowns in 2019 for his fifth season with 35 or more touchdowns, for the most in NFL history.
- Brady has passed for 4,000 yards 10 times in his career and if he reaches 4,000 yards in 2019, he will be the third player to reach 11 seasons with 4,000 yards, joining Peyton Manning (14) and Drew Brees (12).
- Brady led the NFL with 36 touchdowns passes in 2015, the fourth time he led the NFL in touchdown passes. He tied Drew Brees, Len Dawson, Brett Favre, Peyton Manning, Johnny Unitas and Steve Young for most seasons leading the NFL in touchdown passes.
- Brady has 238 career victories (regular season and playoffs combined), the most wins all-time by an NFL player.
- Brady has 70,855 career passing yards, fourth in NFL history. He needs 983 passing yards to move past Brett Favre into third place for all-time NFL passing yards.
- Brady has 88 300-yard passing games and needs two more to become the third NFL player with 90 300-yard games, joining Drew Brees (116) and Peyton Manning (93).
- Brady is tied with eight other NFL players with two games with six or more touchdowns and needs one more game with six or more touchdowns to tie Peyton Manning, who had three games with six or more touchdowns.
- Brady (3 in 2019) needs three touchdown passes to tie and four to pass George Blanda (1970) for most touchdown passes for a QB past his 42nd birthday.
- Tom Brady owns the NFL record with 30 Player of the Week awards and 10 Player of the Month honors.
- Brady has the NFL record with 58 career games with three touchdown passes and no interceptions.
- Brady has played in 270 NFL games, which is third all-time among NFL quarterbacks, behind George Blanda (340) and Brett Favre (302).
- Brady has started every game in 15 seasons, third all-time for a quarterback, behind the 16 seasons by Peyton Manning and 17 seasons by Brett Favre.

## WHAT TO WATCH FOR IN 2019 (CONT.)

- Brady is in his 20th season with the Patriots in 2019. He joins Darrell Green (20 - Washington), Jackie Slater (20 - L.A. Rams) and Jason Hanson (21 - Detroit) as the only players with at least 20 NFL seasons played with one team.
- At age 42, Brady became the oldest quarterback to start on opening day. Warren Moon had held the record after starting opening day for Seattle in 1998 at age 41. The most touchdown passes by an NFL quarterback past his 42nd birthday is six by George Blanda in 1970.
- Brady (14) needs one more Pro Bowl berth to move past Tony Gonzalez (14), Peyton Manning (14), Bruce Matthews (14) and Merlin Olsen (14) for the most Pro Bowl berths.

## TOM'S TITLES

Brady is one of four players in the 100-year history of the NFL to win six titles.

## NFL PLAYERS WITH SIX CHAMPIONSHIPS

Player	Titles	Championship Teams
Tom Brady	6	New England (SB XXXVI, XXXVIII, XXXIX, XLIX, LI & LIII)
Herb Adderly	6	Green Bay & Dallas (1961, 62, 65, SB I, II & VI)
Forrest Gregg	6	Green Bay & Dallas (1961, 62, 65, SB I, II & VI)
Fuzzy Thurston	6	Green Bay (1958, 61, 62, 65, SB I & II)

## RECORDING SUCCESS

### TOP WINNING PERCENTAGE IN SUPER BOWL ERA (SINCE 1966, MINIMUM 50 STARTS, REGULAR SEASON ONLY)

Player	Team(s)	Years	W	L	T	Pct.
1. Tom Brady	New England	2000-19	208	60	0	.776
2. Roger Staubach	Dallas	1969-79	85	29	0	.746
3. Joe Montana	SF/KC	1979-94	117	47	0	.713

## ACTIVE QUARTERBACKS WINNING PERCENTAGE (MINIMUM 32 STARTS, REGULAR SEASON ONLY)

Quarterback	Team(s)	W	L	T	Pct.
1. Tom Brady	New England	208	60	0	.776
2. Russell Wilson	Seattle	76	36	1	.677
3. Dak Prescott	Dallas	33	16	0	.673
4. Ben Roethlisberger	Pittsburgh	144	70	1	.672
5. Jared Goff	L.A. Rams	25	14	0	.641
6. Aaron Rodgers	Green Bay	101	57	1	.638
7t. Nick Foles	PHI/STL/KC/JAC	27	18	0	.591
7t. Drew Brees	SD/NO	156	108	0	.591
8. Joe Flacco	BALT/DEN	96	68	0	.585

## 13 AFC CHAMPIONSHIP GAME APPEARANCES

The Patriots have reached 13 conference championship games in the Tom Brady/Bill Belichick era (since 2001 with Brady starting at QB; not including 2000, when he played one game as a substitute and 2008, when he only started one game).







# TOM BRADY NEWS & NOTES

## ALL-TIME WINS LEADER

### MOST CAREER WINS BY A STARTING NFL QUARTERBACK (INCLUDING PLAYOFFS)

Quarterback	Team(s)	Wins
Tom Brady	New England	238 (208 reg. season/30 postseason)
Peyton Manning	IND/DEN	200 (186 reg. season/14 postseason)
Brett Favre	ATL/GB/NYJ/MIN	199 (186 reg. season/13 postseason)
Drew Brees	SD/NO	163 (155 reg. season/8 postseason)

### MOST GAMES OVER .500 (INCLUDING PLAYOFFS)

Quarterback	Games Over .500	W	L	T
Tom Brady	168	238	70	0
Peyton Manning	108	200	92	0

### MOST OVERALL WINS

Brady's 238 overall career wins are for the most wins all-time.

### MOST WINS BY AN NFL PLAYER INCLUDING PLAYOFFS REGULAR SEASON

Player	Wins	Player	Wins
Tom Brady	238	Adam Vinatieri	215
Adam Vinatieri	236	George Blanda	209
George Blanda	218	Tom Brady	208
Jerry Rice	211	Gary Anderson	201
Gary Anderson	210	Jerry Rice	194
Peyton Manning	200		

### PILING UP THE WINS

#### MOST REGULAR-SEASON WINS BY A QB IN NFL HISTORY (REGULAR SEASON ONLY)

Name	W	L	T	Pct.
Tom Brady	208	60	0	.776
Brett Favre	186	112	0	.624
Peyton Manning	186	79	0	.702
Drew Brees	156	108	0	.591
John Elway	148	82	1	.643
Dan Marino	147	93	0	.613
Ben Roethlisberger	144	70	1	.672
Fran Tarkenton	124	109	6	.531
Johnny Unitas	119	64	4	.647
Philip Rivers	119	90	0	.569
Joe Montana	117	47	0	.713

### NFL FRANCHISE WINS LEADER

Brady has 208 career regular-season wins with the Patriots, the most by a starting quarterback with one team. Brady set the record with his 161st win in his 208th game, breaking Brett Favre's record of 160 wins with the Packers (253 starts).

### MOST WINS AS A STARTING QB FOR ONE TEAM

Player	Team	Wins
Tom Brady	New England	208
Brett Favre	Green Bay	160
John Elway	Denver	148
Dan Marino	Miami	147
Ben Roethlisberger	Pittsburgh	144
Peyton Manning	Indianapolis	141

## MVP AWARDS

Brady was named the NFL's Most Valuable Player in 2017 for the third time in his career. He is one of five players in NFL history to win the honor at least three times.

### MOST NFL MVP AWARDS

Player	MVP Awards	Years
Peyton Manning	5	2003-04, 08-09, 13
Tom Brady	3	2007, 10, 17
Jim Brown	3	1957-58, 65
Brett Favre	3	1995, 96-97
Johnny Unitas	3	1959, 64, 67

## BRADY'S COMEBACKS

Brady has engineered 58 career game-winning performances to lead his team back from a fourth quarter deficit or tie.

DATE	OPP.	SCORE	TIME REMAINING		PASSING STATISTICS							FINAL
			IN REG.	ATT	CMP	YDS	TD	INT				
02/03/19	LAR**	3-3	15:00	5	4	67	0	0				13-3
01/20/19	at KC#	17-21	7:45	20	11	147	0	0	(ot)			37-31
11/04/18	GB	17-17	15:00	6	6	104	1	0				31-17
10/14/18	KC	40-40	3:03	2	2	55	0	0				43-40
01/21/18	JAX#	10-20	14:52	14	9	138	2	0				24-20
12/17/17	at PIT	16-24	15:00	8	4	75	0	0				27-24
09/24/17	HOU	28-33	2:24	7	5	93	1	0				36-33
02/05/17	ATL**	9-28	15:00	27	21	246	1	0	(ot)			34-28
01/27/16	at NYJ	13-17	10:17	15	10	132	1	0				22-17
11/15/15	at NYG	17-23	15:00	18	11	193	1	1				27-26
10/25/15	NYJ	16-17	15:00	17	14	150	2	0				30-23
02/01/15	SEA**	14-24	15:00	15	13	124	2	0				28-24
01/10/15	BAL*	28-28	15:00	8	9	72	1	0				35-31
12/21/14	at NYJ	10-13	15:00	6	3	26	0	1				17-13
12/07/14	at SD	13-14	15:00	8	7	112	1	0				23-14
12/08/13	CLE	3-19	15:00	20	16	142	2	0				27-26
12/01/13	at HOU	21-24	15:00	12	8	87	0	0				34-31
11/24/13	DEN	21-24	15:00	19	12	100	1	0	(ot)			34-31
10/13/13	NO	23-27	1:13	5	7	70	1	0				30-27
09/08/13	at BUF	20-21	4:31	7	7	36	0	0				23-21
10/21/12	NYJ	23-26	1:37	9	13	95	0	0	(ot)			29-26
09/30/12	at BUF	21-21	15:00	7	4	78	2	0				52-28
01/22/12	BAL#	16-20	15:00	6	3	20	0	1				23-20
12/24/11	MIA	17-17	15:00	11	8	120	0	0				27-24
10/16/11	DAL	13-16	5:13	9	11	87	1	0				20-16
12/19/10	GB	21-27	13:49	6	5	82	1	0				31-27
11/25/10	at DET	24-24	15:00	5	5	86	2	0				45-24
10/17/10	BAL	10-20	14:53	24	16	156	1	1	(ot)			23-20
09/14/09	BUF	13-24	5:32	13	11	112	2	0				25-24
12/29/07	at NYG	23-28	15:00	12	8	130	1	0				38-35
12/03/07	at BAL	17-24	14:25	17	7	113	1	0				27-24
11/25/07	PHI	24-28	15:00	16	11	109	0	0				31-28
11/04/07	at IND	10-20	9:42	10	8	144	2	0				24-20
01/14/07	at SD*	13-21	8:35	14	9	122	1	1				24-21
12/03/06	DET	13-21	13:07	15	14	101	0	0				28-21
11/26/06	CHI	10-10	14:46	7	6	98	1	0				17-13
09/10/06	BUF	14-17	15:00	6	3	58	0	1				19-17
11/13/05	at MIA	15-16	2:53	2	2	76	1	0				23-16
10/30/05	BUF	7-16	10:07	4	4	69	0	0				21-16
10/09/05	at ATL	28-28	3:52	2	2	17	0	0				31-28
09/25/05	at PIT	10-13	14:19	12	12	167	0	0				23-20
02/06/05	PHI**	14-14	15:00	4	2	33	0	0				24-21
10/03/04	at BUF	17-17	15:00	4	2	8	1	0				31-17
02/01/04	CAR**	29-29	1:08	5	4	47	0	0				32-29
01/10/04	TEN*	14-14	15:00	11	6	27	0	0				17-14
11/30/03	at IND	31-31	10:21	6	3	31	1	0				38-34
11/23/03	at HOU	13-20	3:11	14	10	133	1	0	(ot)			23-20
11/03/03	at DEN	23-26	2:51	4	5	58	1	0				30-26
10/19/03	at MIA	13-13	15:00	10	7	147	1	0	(ot)			19-13
10/05/03	TEN	24-27	4:40	1	1	15	0	0				38-30
12/29/02	MIA	13-24	4:59	13	8	69	1	0	(ot)			27-24
11/10/02	at CHI	19-30	5:16	14	9	116	2	0				33-30
09/22/02	KC	38-38	0:00	5	4	46	0	0	(ot)			41-38
02/03/02	STL**	17-17	1:21	8	5	53	0	0				20-17
01/19/02	OAK*	3-13	15:00	27	20	138	0	0	(ot)			16-13
12/16/01	at BUF	6-9	5:57	13	9	116	0	0	(ot)			12-9
12/02/01	at NYJ	14-16	15:00	7	6	56	0	0				17-16
10/14/01	SD	16-26	8:48	18	13	130	1	0	(ot)			29-26

\* Statistics are from the time noted until the end of the game

\* Divisional Playoffs \*\* Super Bowl #AFC Championship



# TOM BRADY NEWS & NOTES

## DIVISION TITLE MARK

Brady extended his NFL record by leading the Patriots to their 10th straight division title in 2018.

### MOST CONSECUTIVE DIVISION TITLES BY A STARTING QB

Player	Team	Consec. Division Titles (Years)
Tom Brady	New England	10 (2009-18)
Terry Bradshaw	Pittsburgh	6 (1974-79)
Fran Tarkenton	Minnesota	6 (1973-78)

### NFL RECORD FOR MOST DIVISION TITLES

Tom Brady	16
Peyton Manning	12
Joe Montana	9
Brett Favre	8
Terry Bradshaw	7
John Elway	7

## 43 GAME-WINNING DRIVES

Brady has 43 game-winning drives in the fourth quarter or overtime in the regular season.

### MOST GAME WINNING DRIVES IN THE FOURTH QUARTER OR OVERTIME (REGULAR SEASON SINCE 1970)

Player	Team(s)	4th Qtr Game-Winning Drives
Peyton Manning	IND/DEN	54
Dan Marino	Miami	47
Drew Brees	SD/NO	45
Tom Brady	New England	43
Brett Favre	GB/NYJ/MIN	43

## COMEBACK KID

### MOST WINS BY A QB AFTER TRAILING BY 10+ POINTS SINCE 2000 (INCLUDING PLAYOFFS)

Player	Wins
Tom Brady	32
Peyton Manning	26
Drew Brees	22
Eli Manning	20
Ben Roethlisberger	19

## A WINNING COMPARISON

Tom Brady has won 30 postseason games in his career. Only four NFL franchises have won more playoff games in their history than Brady has in his career: New England (37), Pittsburgh (36), Dallas (35) and Green Bay (34).

## RECORD AS A STARTER

	Reg. Season	Playoffs	Total
Overall	208-60	30-10	238-70
Home:	116-18	20-3	136-21
Road:	92-42	10-7*	102-49
<b>By Total Yardage</b>			
Less than 200:	38-17	4-1	42-18
200-299:	97-28	14-5	111-33
300 or more:	73-15	12-4	85-19
<b>Other Records</b>			
On Artificial Turf:	133-20	18-6	151-26
Temp Below 40:	41-6	16-2	57-8
Thanksgiving or later:	78-20	30-10	108-30
Leading at Halftime:	163-18	21-4	184-22
Leading after 3 Qtrs:	175-10	19-3	194-13
Overtime:	9-4	3-0	12-4
Passer rating >100.0:	119-9	15-1	134-10

\*-Includes nine Super Bowls at neutral sites

## LATE-GAME WINNER

Brady now has eight career games in which he threw a game-winning touchdown pass in the final minute of the game to turn a Patriots deficit into a Patriots win.

### 11/10/02 at Chicago\* W 33-30

The Patriots trailed 30-25 when Brady threw a 20-yard touchdown to David Patten with 21 seconds left to give the Patriots a 33-30 win.

\*Champaign, Ill.

### 11/3/03 at Denver W 30-26

The Patriots trailed 26-23 when Brady threw an 18-yard touchdown to David Givens with 30 seconds left to give the Patriots a 30-26 win.

### 12/3/07 at Baltimore W 27-24

The Patriots trailed 24-20 when Brady threw an 8-yard touchdown to Jabar Gaffney with 44 seconds left to give the Patriots a 27-24 win.

### 9/14/09 vs. Buffalo W 25-24

The Patriots trailed 24-19 when Brady threw a 16-yard touchdown to Ben Watson with 50 seconds left to give the Patriots a 25-24 win.

### 10/16/11 vs. Dallas W 20-16

The Patriots trailed 16-13 when Brady threw an 8-yard touchdown pass to Aaron Hernandez with 22 seconds left to give the Patriots a 20-16 win.

### 10/13/13 vs. New Orleans W 30-27

The Patriots trailed 27-23 when Brady threw a 17-yard touchdown pass to Kenbrell Thompson with five seconds left to give the Patriots a 30-27 win.

### 12/08/13 vs. Cleveland W 27-26

The Patriots trailed 26-21 when Brady threw a 1-yard touchdown pass to Danny Amendola with 31 seconds left to give the Patriots a 27-26 win.

### 09/24/17 vs. Houston W 36-33

The Patriots trailed 33-28 and started a drive with 2:24 to play when Brady threw a 25-yard touchdown pass to WR Brandin Cooks with 23 seconds to play to give the Patriots the lead and then added a two-point play to Cooks for a 36-33 victory.

## STERLING CAREER RECORD

Tom Brady's career record is impressive no matter which division or conference foe he is facing:

Record vs. AFC East	81-20
Record vs. rest of AFC	75-25
Record vs. NFC	52-15

## WINNINGEST COACH/QB TANDEM

Bill Belichick and Tom Brady have the best winning percentage and most wins for a head coach/QB tandem since the 1970 merger.

### WINNINGEST COACH/QB TANDEM SINCE 1970 (REGULAR SEASON ONLY - BY WINNING PERCENTAGE)

Quarterback/Head Coach	Team	W	L	T	Pct.
Tom Brady/Bill Belichick	NE	208	60	0	.776
Peyton Manning/Tony Dungy	IND	85	27	0	.759
Ken Stabler/John Madden	OAK	60	19	1	.756

### WINNINGEST COACH/QB TANDEM SINCE 1970 (REGULAR SEASON ONLY - BY VICTORIES)

Quarterback/Head Coach	Team	W	L	T	Pct.
Tom Brady/Bill Belichick	NE	208	60	0	.776
Drew Brees/Sean Payton	NO	119	71	0	.626
Dan Marino/Don Shula	MIA	116	68	0	.630
Ben Roethlisberger/Mike Tomlin	PIT	115	59	1	.666
Terry Bradshaw/Chuck Noll	PIT	107	51	0	.677

### MOST WINS BY A STARTING QB THROUGH 200 STARTS

Brady had 155 career regular-season wins in his first 200 regular-season starts (.775 win pct.). Peyton Manning is second with 136 victories in his first 200 starts.

Tom Brady	155
Peyton Manning	136
Ben Roethlisberger	135
Dan Marino	125



# TOM BRADY NEWS & NOTES

## NO PLACE LIKE HOME

Brady made his 100th career home start against Chicago on Oct. 26, 2014. The win over the Bears gave Brady an 87-13 home record in his first 100 home starts, the best in NFL history since the merger for a quarterback with at least 50 starts.

### BEST HOME REGULAR-SEASON STARTING RECORDS (MINIMUM 40 STARTS)

Player	Team	W	L	T	PCT.
Tom Brady	New England	116	18	0	.866
Terry Bradshaw	Pittsburgh	67	12	0	.848
Roger Staubach	Dallas	49	10	0	.831
John Elway	Denver	95	23	0	.805
Russell Wilson	Seattle	45	12	0	.789

### BEST HOME STARTING RECORDS (INCLUDING PLAYOFFS)

Player	Team	W	L	PCT.
Tom Brady	New England	136	21	.866
Terry Bradshaw	Pittsburgh	75	14	.843
John Elway	Denver	104	25	.806
Roger Staubach	Dallas	54	13	.806
Russell Wilson	Seattle	50	12	.806

### BEST HOME REGULAR-SEASON RECORD IN FIRST 100 STARTS

Player	Team	W	L	PCT.
Tom Brady	New England	87	13	.870
Brett Favre	Green Bay	82	18	.820
John Elway	Denver	77	23	.770

## HOME FIELD ADVANTAGE I

Brady won his 100th regular-season game at Gillette Stadium on Dec. 24, 2017, when the Patriots beat Buffalo, 37-16. He is the only NFL quarterback with 100 wins in a stadium. He now has 109 wins at Gillette Stadium. John Elway is second with 95 wins at Mile High Stadium.

## HOME FIELD ADVANTAGE II

Brady is 79-8 overall at home in the regular season since 2007. That is equal to or more than the win total that five teams have (home and away) combined during that span.

Team	Wins Since 2007
Detroit	78
Tampa Bay	73
Los Angeles Rams	71
Oakland	71
Jacksonville	68
Cleveland	55

## HOME COOKIN'

Tom Brady is second behind Drew Brees for most career touchdown passes in a single stadium in NFL history.

Player	Team	Stadium	TD Passes
Drew Brees	New Orleans	Mercedes-Benz Superdome	254
Tom Brady	New England	Gillette Stadium	249
Brett Favre	GB/MIN	Lambeau Field	214

## ROAD WINNER

The win over Denver on Nov. 12, 2017 was Brady's 86th road victory, passing Peyton Manning for the most in NFL history. Brady now has 92 career road wins.

## TOM TERRIFIC IN DECEMBER

Brady is 60-13 (.822) in December, the second-highest winning percentage in December among quarterbacks in the Super Bowl era with at least 20 starts. Roger Staubach is first (17-3, .850). Brady's 60 December wins are the most in NFL history, followed by the 52 by Brett Favre and the 49 by Peyton Manning. Additionally, Brady is 32-4 all-time in December at Gillette stadium.

## UNDEFEATED AGAINST 5

Brady is undefeated against five teams – Atlanta (5-0), Chicago (5-0), Minnesota (5-0), Dallas (4-0) and Tampa Bay (4-0). Brady is most successful against Buffalo, with a 30-3 career record and the non-divisional team he has beaten the most is Indianapolis (11-3).

## BRADY BEATS BUFFALO

Brady owns a 30-3 record against the Buffalo Bills. His 30 wins against Buffalo are most ever by a quarterback against a single team.

### MOST WINS BY A STARTING QUARTERBACK AGAINST AN OPPONENT (REGULAR SEASON ONLY)

Tom Brady	30 wins against Buffalo
Tom Brady	27 wins against N.Y. Jets
Brett Favre	26 wins against Detroit
Brett Favre	23 wins against Chicago
Ben Roethlisberger	23 wins against Cincinnati

## MOST INTER-CONFERENCE WINS

Tom Brady has the most wins in inter-conference games since 1970.

### MOST WINS IN INTER-CONFERENCE GAMES SINCE 1970

Tom Brady	52
Peyton Manning	46
Brett Favre	43
Ben Roethlisberger	38
Dan Marino	37

## ALL-TIME LEADER IN TOTAL TDS

Brady set the NFL record for all-time touchdown passes (including playoffs) with his three-touchdown performance at Miami (12/09/18). He is one of four quarterbacks with 500 career regular-season touchdown passes and has the most touchdown passes with one team.

### ALL-TIME TOUCHDOWN PASS LEADERS (INCLUDING PLAYOFFS)

Player	Years	Team(s)	Total TD	Regular Season	Playoffs
Tom Brady	2000-Present	New England	593	520	73
Peyton Manning	1998-2015	IND/DEN	579	539	40
Drew Brees	2001-present	SD/NO	555	522	33
Brett Favre	1991-2010	ATL/GB/NYJ/MIN	552	508	44

### MOST TOUCHDOWN PASSES WITH ONE TEAM (INCLUDING PLAYOFFS)

Player	Years	Team(s)	Total TD	Regular Season	Playoffs
Tom Brady	2000-present	New England	593	520	73
Brett Favre	1992-2007	Green Bay	481	442	39
Drew Brees	2006-present	New Orleans	473	442	31
Dan Marino	1983-99	Miami	452	420	32
Peyton Manning	1998-2010	Indianapolis	428	399	29

### MOST CAREER TOUCHDOWN PASSES (REGULAR SEASON ONLY)

Peyton Manning	539
Drew Brees	522
Tom Brady	520
Brett Favre	508
Dan Marino	420

## 70,000 YARDS

Tom Brady became the fourth quarterback to reach 70,000 regular-season passing yards against Pittsburgh (12/16/18).

Player	Team(s)	Passing Yards
1. Drew Brees	SD/NO	74,807
2. Peyton Manning	IND/DEN	71,940
3. Brett Favre	GB/NYJ/MIN	71,838
4. Tom Brady	New England	70,855
5. Dan Marino	Miami	61,361
6. Ben Roethlisberger	Pittsburgh	56,470
7. Eli Manning	N.Y. Giants	56,287
8. Philip Rivers	SD/LAC	54,989
9. John Elway	Denver	51,475
10. Warren Moon	HOU/MIN/SEA/KC	49,325







# TOM BRADY NEWS & NOTES

## FIRST IN PASSING YARDS

Brady became the all-time NFL leader in total passing yards (regular season and playoffs) in the victory at the New York Jets on Nov. 25, 2018.

### NFL ALL-TIME LEADERS FOR PASSING YARDS (INCLUDING PLAYOFFS)

Tom Brady.....	82,034
Peyton Manning .....	79,279
Drew Brees.....	79,566
Brett Favre.....	77,693

## FIRST IN TOTAL YARDS

Brady sits first all-time in NFL history in the category of combined passing, rushing and receiving yards in the regular season and playoffs.

### NFL ALL-TIME LEADERS FOR TOTAL YARDS (INCLUDING PLAYOFFS)

Tom Brady.....	83,238
Drew Brees.....	80,438
Peyton Manning .....	79,978
Brett Favre.....	79,602
Dan Marino.....	65,953

## FOURTH-HIGHEST QB RATING

Brady owns the fourth-highest QB rating in NFL history.

### HIGHEST QB RATING IN NFL HISTORY

Player	Team(s)	Years	Rating
Aaron Rodgers	Green Bay	2005-19	103.1
Russell Wilson	Seattle	2012-19	100.6
Drew Brees	SD/NO	2001-19	97.7
<b>Tom Brady</b>	<b>New England</b>	<b>2000-19</b>	<b>97.7</b>
Tony Romo	Dallas	2004-16	97.1
Steve Young	TB/SF	1985-99	96.8
Peyton Manning	IND/DEN	1998-2015	96.5
Philip Rivers	SD/LAC	2004-19	95.7

## BRADY 300-YARD GAMES

Brady has 88 NFL games with 300 or more yards passing and the Patriots are 73-15 in those games. He is one of three players with at least 80 300-yard games.

### NFL QUARTERBACK 300-YARD PASSING GAMES

Drew Brees.....	116
Peyton Manning.....	93
<b>Tom Brady.....</b>	<b>88</b>
Philip Rivers.....	63
Dan Marino.....	63
Brett Favre.....	62

Brady had a career-best 11 300-yard games in 2011, tied for third-most in NFL history behind Drew Brees (13 in 2011) and Peyton Manning (12 in 2013).

## 6,000 COMPLETIONS

Brady became the fourth NFL player to reach 6,000 completions in the 2018 regular-season finale vs. N.Y. Jets on Dec. 30, 2018.

### MOST PASS COMPLETIONS IN NFL HISTORY (REGULAR SEASON)

Drew Brees.....	6,618
Brett Favre.....	6,300
Peyton Manning .....	6,125
<b>Tom Brady.....</b>	<b>6,028</b>
Dan Marino.....	4,967

## FOUR 35-TD SEASONS

Brady, who led the NFL with 36 touchdowns in 2015, is one of four NFL quarterbacks with at least 35 touchdowns passes in four different seasons.

### MOST 35+ TOUCHDOWNS SEASONS IN NFL HISTORY

Tom Brady.....	4 (2007-50, 2010-36, 2011-39, 2015-36)
Peyton Manning.....	4 (2004-49, 2012-37, 2013-55, 2014-39)
Drew Brees.....	4 (2011-46, 2012-43, 2013-39, 2016-37)
Aaron Rodgers.....	4 (2011-45, 2012-39, 2014-38, 2016-40)
Brett Favre.....	3 (1995-38, 1996-39, 1997-35)

## SEVEN 30-TD SEASONS

Brady has logged seven 30-touchdown seasons. The only other Patriots quarterback to have a 30-touchdown season is Vito "Babe" Parilli in 1964 when he led the AFL with 31. Brady is one of four quarterbacks in NFL history to have 30 or more touchdown passes in at least seven seasons and one of six quarterbacks in NFL history with three or more straight seasons with 30 or more touchdowns.

### MOST SEASONS WITH 30+ TOUCHDOWN PASSES

Player	30-TD Seasons
Drew Brees.....	10
Brett Favre.....	9
Peyton Manning .....	9
<b>Tom Brady.....</b>	<b>7</b>
Aaron Rodgers.....	6
Philip Rivers.....	6
Dan Marino.....	4
Tony Romo.....	4

### CONSECUTIVE 30 TOUCHDOWN SEASONS

Player	Consec. 30-TD Seasons
Drew Brees.....	9 (2008-16)
Brett Favre.....	5 (1994-98)
Peyton Manning.....	5 (2009-10, 12-14)
<b>Tom Brady.....</b>	<b>3 (2010-12)</b>
Dan Marino.....	3 (1984-86)
Aaron Rodgers.....	3 (2014-16)

## ECLIPSING 3K

Brady reached 3,000 passing yards for the 16th time in 2018.

### MOST 3,000-YARD SEASONS

Brett Favre.....	18
<b>Tom Brady.....</b>	<b>16</b>
Drew Brees.....	16
Peyton Manning.....	16
Eli Manning.....	14
Dan Marino.....	13
Ben Roethlisberger.....	13
Philip Rivers.....	13

## 4,000-YARD SEASONS

Brady reached 4,000 yards passing for the 10th time in 2018.

### ALL-TIME 4,000-YARD PASSING SEASONS

Peyton Manning.....	14
Drew Brees.....	12
<b>Tom Brady.....</b>	<b>10</b>
Philip Rivers.....	10
Matt Ryan.....	8

### PATRIOTS TOP PASSING YARD SEASONS

Player	Year	Yards
Tom Brady.....	2011.....	5,235
Tom Brady.....	2012.....	4,827
Tom Brady.....	2007.....	4,806
Tom Brady.....	2015.....	4,770
Tom Brady.....	2017.....	4,577
Drew Bledsoe.....	1994.....	4,555
Tom Brady.....	2009.....	4,398
Tom Brady.....	2018.....	4,355
Tom Brady.....	2013.....	4,343
Tom Brady.....	2005.....	4,110
Tom Brady.....	2014.....	4,109
Drew Bledsoe.....	1996.....	4,086



# TOM BRADY NEWS & NOTES

## A GOOD RATIO

Brady ranks first in touchdown-to-interception ratio among quarterbacks with 400 career touchdown passes. He ranks third in TD-to-INT ratio overall, behind only Aaron Rodgers (4.23) and Russell Wilson (3.11).

### BRADY TOPS 400 CLUB IN TD/INT RATIO (NFL ALL-TIME RANK IN PARENTHESES)

Player	Touchdowns	Interceptions	Ratio
Tom Brady	520 (3)	171 (46)	3.02 (3)
Peyton Manning	539 (1)	251 (9)	2.15 (9)
Drew Brees	522 (2)	234 (15t)	2.23 (6)
Dan Marino	420 (5)	252 (8)	1.67 (28)
Brett Favre	508 (4)	336 (1)	1.51 (38)

## ELITE COMPANY

Brady (268 regular-season starts and 40 playoff starts) and Pro Football Hall of Famer Jerry Rice (284 regular-season starts and 29 playoff starts) are the only NFL players with at least 200 regular-season starts and at least 25 playoff starts.

## MOST STARTS UNDER ONE HC

Brady made his 185th career start at Carolina on Nov. 18, 2013, all under Bill Belichick. It is the most starts by a quarterback under one head coach in NFL history. Brady passed Dan Marino, who had 184 career starts under head coach Don Shula. Brady now has 268 career starts under Belichick.

## FRANCHISE ALL-TIME LEADING PASSER

		ATT	COMP	YDS
Tom Brady	2000-19	9,411	6,028	70,855
Drew Bledsoe	1993-01	4,518	2,544	29,657
Steve Grogan	1975-90	3,593	1,879	26,886

## MOST GAMES & STARTS IN PATRIOTS HISTORY

Brady passed Bruce Armstrong at Dallas (10/11/15) with his 213th game played in a Patriot uniform. Brady (270) also became the second New England Patriot to start in at least 200 games. Armstrong started in 212 games during his career.

Player	Games
Tom Brady.....	270
Bruce Armstrong.....	212
Julius Adams.....	206

## SECOND-MOST STARTS AT QB

Brady passed Peyton Manning in 2018 for the second-most starts among all NFL quarterbacks.

### MOST STARTS BY AN NFL QUARTERBACK

Player	Team(s)	Starts
Brett Favre .....	GB/NYJ/MIN .....	298
Tom Brady.....	New England .....	268
Peyton Manning.....	IND/DEN .....	265
Drew Brees .....	SD/NO .....	265
Dan Marino .....	Miami .....	240
Fran Tarkenton.....	MIN/NYG .....	239
John Elway.....	Denver.....	231
Eli Manning .....	N.Y. Giants.....	231
Vinny Testaverde.....	TB/CLE/BAL/DAL/CAR.....	214
Ben Roethlisberger .....	Pittsburgh .....	214
Philip Rivers .....	LA Chargers .....	209
Warren Moon.....	HOU/MIN/SEA/KC.....	203

## 300 CLUB

Brady played in his 300th game overall vs. Tennessee (11/11/18), joining Brett Favre (326) as the only other quarterback to appear in 300 career games.

### MOST GAMES PLAYED BY AN NFL QUARTERBACK (INCLUDING PLAYOFFS)

Player	Team(s)	Games
Brett Favre .....	GB/NYJ/MIN .....	326
Tom Brady.....	New England .....	307
Peyton Manning.....	IND/DEN .....	293

## PLAYER OF THE WEEK HONORS

Brady has earned an NFL-record 30 Player of the Week honors after winning the award in Weeks 2, 3 and 10 of the 2017 season. Brady has earned at least three POW awards in one season five times (2007, 09, 11, 12 and 17). Brady was also named Offensive Player of the Month for November in 2017. It was his 10th Player of the Month award, also the most in NFL history. Peyton Manning is second with eight.

### CAREER PLAYER OF THE WEEK AWARDS

Player	Years	Team(s)	POW Awards
Tom Brady	2000-18	New England	30
Peyton Manning	1998-2015	IND/DEN	27
Dan Marino	1983-1999	Miami	18
Brett Favre	1991-2010	GB/NYJ/MIN	16
John Elway	1983-1998	Denver	15

## 6 TD PERFORMANCES

Brady has thrown six touchdown passes in a game twice and is one of nine NFL players to have done so. Brady threw six touchdowns at Miami (10/21/07) and vs. Tennessee (10/18/09).

### NFL PLAYERS WITH AT LEAST TWO 6+TD GAMES

Player	Team(s)	6+ TD Games
Peyton Manning	IND/DEN	3 (one 7-TD and two 6-TD games)
George Blanda	Houston	two 7-TD games
Y.A. Tittle	N.Y. Giants	2 (one 7-TD and one 6-TD game)
Drew Brees	New Orleans	2 (one 7-TD and one 6-TD game)
Tom Brady	New England	2
Charley Johnson	St. Louis Cardinals	2
Ben Roethlisberger	Pittsburgh	2
Aaron Rodgers	Green Bay	2
Patrick Mahomes	Kansas City	2

## MOST 5 TD PERFORMANCES

### MOST CAREER GAMES WITH FIVE TOUCHDOWN PASSES

Player	Team(s)	5-TD Games
Drew Brees .....	SD/NO.....	10
Peyton Manning.....	IND/DEN.....	9
Tom Brady .....	New England.....	6
Dan Marino .....	Miami.....	6
Ben Roethlisberger....	Pittsburgh.....	6



# TOM BRADY NEWS & NOTES

## 29 CAREER 4-TD GAMES

Brady has thrown four or more touchdowns 29 times - 23 four-touchdown games, four five-touchdown games and two six-touchdown games. The Patriots are 28-1 when Brady throws four or more touchdown passes.

### MOST GAMES WITH 4+ TOUCHDOWN PASSES

Player	Team(s)	4+ TD Games
Peyton Manning	IND/DEN	35
Drew Brees	SD/NO	34
<b>Tom Brady</b>	<b>New England</b>	<b>29</b>
Brett Favre	GB/NYJ/MIN	23

### MOST GAMES WITH 4+ TDS AND NO INTERCEPTIONS

Player	Team(s)	Games
<b>Tom Brady</b>	<b>New England</b>	<b>23</b>
Drew Brees	SD/NO	23
Peyton Manning	IND/DEN	18

## 300 YARDS, 4 TDS & 0 INTS

Brady had his 15th NFL game with 300 yards, four touchdowns and no interceptions vs. Houston (09/24/17), second in NFL history to the 20 such games by Drew Brees.

## 3 TD & 0 INTS

Brady has 58 games with at least three touchdowns and no interceptions. The Patriots are 55-3 (.948) in such games.

### MOST GAMES WITH THREE TDS & ZERO INTS IN NFL HISTORY

Player	Team(s)	Games with 3+ TD/0 INT
<b>Tom Brady</b>	<b>New England</b>	<b>58</b>
Peyton Manning	IND/DEN	51
Drew Brees	SD/NO	48

## AIRING IT OUT

### BEST NFL RECORDS FOR A QB WITH 50 OR MORE PASS ATTEMPTS (INCLUDING PLAYOFFS)

Player	Team(s)	Record
<b>Tom Brady</b>	<b>New England</b>	<b>19-9 (6-2 in postseason)</b>
Dan Marino	Miami	5-11
Drew Brees	SD/NO	4-15
Peyton Manning	IND/DEN	4-13

## SECOND FOR ATTEMPTS BETWEEN INTS

Brady attempted 358 consecutive regular-season passes without an interception, a streak spanning from Oct. 17, 2010-Sept. 1, 2011. Brady eclipsed Bernie Kosar's record on Dec. 26, 2010, at Buffalo. The record was broken by Aaron Rodgers in 2018.

### MOST CONSECUTIVE PASS ATTEMPTS WITHOUT AN INTERCEPTION

Player	Team	Season(s)	Att
Aaron Rodgers	Green Bay	2018	402
<b>Tom Brady</b>	<b>New England</b>	<b>2010-11</b>	<b>358</b>
Alex Smith	Kansas City	2015	312
Bernie Kosar	Cleveland	1990-91	308
Drew Brees	New Orleans	2015-16	305

## TOWERING TD PASSES

Brady has thrown 44 touchdown passes of 50-plus yards, tied for fourth-most in NFL history.

### MOST TD PASSES OF 50-PLUS YARDS

Player	Team(s)	50+ Yard TD Passes
Johnny Unitas	Baltimore	51
John Hadl	SD/LAR/GB/HOU	46
Peyton Manning	IND/DEN	46
<b>Tom Brady</b>	<b>New England</b>	<b>44</b>
Fran Tarkenton	MIN/NYG	44
Drew Brees	SD/NO	43
Brett Favre	GB/NYJ/MIN	43

## 71 DIFFERENT TARGETS

Brady moved past Vinny Testaverde for the most TD targets by a quarterback in NFL history with 71 different targets

### MOST TOUCHDOWN TARGETS BY AN NFL QUARTERBACK

Quarterback	Team(s)	TD Targets
<b>Tom Brady</b>	<b>New England</b>	<b>71</b>
Vinny Testaverde	TB/CLE/BAL/DAL/CAR	70
Steve DeBerg	SF/DEN/TB/KC/ATL	62
Brett Favre	GB/NYJ/MIN	61

## 40 YEAR-OLD QBS IN REGULAR SEASON

Brady is one of 14 other quarterbacks since the 1970 merger to start an NFL game past the age of 40. The oldest player to attempt a pass in a game was George Blanda at age 48 as a member of the Oakland Raiders in the final game of his career on Dec. 21, 1975. Blanda finished with one completion on three attempts for 11 yards. Brady is the fourth Patriots player to play at 40 or older, joining Doug Flutie (43 in 2005), Vinny Testaverde (43 in 2006) and Junior Seau (40 in 2009).

### 40 YEAR OLDS TO START AT QB SINCE 1970

Player/Team	Age at Last Start	Date of Last Start
Steve DeBerg/ATL	44 years, 9 mos.	10/25/1998 at NYJ
Warren Moon/KC	44 years, 0 mos.	11/26/2000 at SD
Vinny Testaverde/CAR	44 years, 0 mos.	12/9/2007 at JAX
Doug Flutie/SD	42 years, 2 mos.	01/02/2005 vs. KC
<b>Tom Brady/NE</b>	<b>42 years, 1 mos.</b>	<b>09/08/2019 vs. PIT</b>
Earl Morrall/MIA	41 years, 6 mos.	12/01/1975 vs. NE
Brett Favre/MIN	41 years, 2 mos.	12/20/2010 vs. CHI
Drew Brees/NO	40 years, 7 mos.	09/09/2019 vs. HOU
Len Dawson/KC	40 years, 5 mos.	12/07/1975 vs. SD
Vince Evans/OAK	40 years, 5 mos.	12/03/1995 vs. KC
Johnny Unitas/SD	40 years, 5 mos.	10/07/1973 at PIT
Matt Hasselbeck/IND	40 years, 3 mos.	12/27/2015 at MIA
Sonny Jurgensen/WAS	40 years, 3 mos.	12/15/1974 vs. CHI
Brad Johnson/DAL	40 years, 1 mos.	11/02/2008 at NYG

\*In NFL history, 13 other QBs aged 40+ have started at least one game.

### STARTING QUARTERBACKS AT AGE 40-OR-OLDER NFL HISTORY

Player	W-L	TD-INT	Rating
<b>Tom Brady</b>	<b>25-8</b>	<b>64-19</b>	<b>101.0</b>
Brett Favre	13-12	36-25	90.2
Warren Moon	11-14	37-25	80.4
Vinny Testaverde	8-17	24-32	72.3
Matt Hasselbeck	5-3	9-5	84.0
Doug Flutie	3-3	10-4	80.4
Sonny Jurgensen	3-1	11-5	94.5
Charlie Conerly	2-1	7-6	61.8
Earl Morrall	2-0	6-6	74.2
Len Dawson	1-4	5-4	90.0
Vince Evans	1-2	6-8	71.5
Brad Johnson	1-2	2-5	50.5
Johnny Unitas	1-3	3-7	40.0
Steve DeBerg	0-1	3-1	80.4
Drew Brees	1-0	2-1	105.8

Brady led the Patriots to their ninth win of the season in the victory over Miami on Nov. 26, 2017, the most ever by a 40-year-old quarterback in the Super Bowl era. Brady has the most TDs in a season by a 40-year-old QB with 32 in 2017 and 29 in 2018.

Brady led the NFL with 4,577 yards passing in 2017 to become the oldest quarterback to lead the NFL in passing.

### MOST PASSING YARDS BY A PLAYER AT AGE 40

Player	Year	Yards
<b>Tom Brady</b>	<b>2017</b>	<b>4,577</b>
<b>Tom Brady</b>	<b>2018</b>	<b>4,355</b>
Warren Moon	1997	3,678
Vinny Testaverde	2004	3,532
Brett Favre	2009	3,365

## STATS BY AGE

In 20's: 96 GP, 70-24, 61.9 comp %, 21,564 yards, 147 TDs, 78 INT.

In 30's: 141 GP, 113-28, 64.9 comp %, 40,018 yards, 309 TDs, 74 INT.

In 40's: 32 GP, 25-8, 66 comp %, 9,273 yards, 64 TDs, 19 INT.



# TOM BRADY NEWS & NOTES

## MISTAKE-FREE FOOTBALL

Brady set an NFL record from 2010-11 with 11 consecutive starts without throwing an interception. He went 358 consecutive pass attempts without throwing a pick.

### BRADY'S MOST CONSECUTIVE STARTS WITHOUT AN INT.

Player	Consec. Starts Without an INT	Dates
Tom Brady	11*	10/24/10-01/02/11
Tom Brady	6	12/18/16-10/05/17

\*NFL Record

### BRADY'S CONSECUTIVE PASSES WITHOUT AN INTERCEPTION

Player	Consec. Passes Without an INT	Dates
Tom Brady	358	10/17/10-09/12/11
Tom Brady	264	12/12/16-10/05/17
Tom Brady	201	10/14/12-12/02/12
Tom Brady	196	12/21/14-10/18/15
Tom Brady	190	09/16/12-10/14/12

## ANOTHER MILESTONE FOR BRADY

Brady reached 1,000 yards rushing in his 265th game vs. Minnesota on Dec. 2, 2018, the most games in NFL history that it has taken a player to reach the milestone. Before Brady, Y.A. Tittle held the record with 1,000 yards rushing in his 161st NFL game. Tittle finished his NFL career with 999 yards rushing.

### PATRIOTS QB LEADING RUSHERS

Steve Grogan	2,176
<b>Tom Brady</b>	<b>1,003</b>
Babe Parilli	949

## THE BRADY SIX

Brady was the seventh quarterback selected in the 2000 NFL Draft.

### QUARTERBACKS TAKEN IN THE 2000 NFL DRAFT

Rd	Pick	Player	Taken By
1	18	Chad Pennington	N.Y. Jets
3	65	Giovanni Carmazzi	San Francisco
3	75	Chris Redman	Baltimore
5	163	Tee Martin	Pittsburgh
6	168	Marc Bulger	New Orleans
6	183	Sperton Wynn	Cleveland
<b>6</b>	<b>199</b>	<b>Tom Brady</b>	<b>New England</b>

## BRADY SINGLE-SEASON NOTES

### BRADY HAD LOW INT PCT.

Brady threw just two interceptions in 432 pass attempts in 2016 for an interception rate of 0.46, fifth-best in a single season. QB Brian Hoyer set the NFL record in 2016 with Chicago by attempting 200 passes without an interception.

### NFL INTERCEPTION PERCENTAGE (MINIMUM 150 ATTEMPTS)

Player	Team	Year	ATT-INT	Int. Pct.
Brian Hoyer	Chicago	2016	200-0	0.00
Aaron Rodgers	Green Bay	2018	597-2	0.30
Damon Huard	Kansas City	2006	244-1	0.41
Josh McCown	Chicago	2013	224-1	0.45
<b>Tom Brady</b>	<b>New England</b>	<b>2016</b>	<b>432-2</b>	<b>0.46</b>
David Garrard	Jacksonville	2005	168-1	0.60
Nick Foles	Philadelphia	2013	317-2	0.63
Joe Ferguson	Buffalo	1976	151-1	0.66
Sam Bradford	Minnesota	2016	519-4	0.77
<b>Tom Brady</b>	<b>New England</b>	<b>2010</b>	<b>492-4</b>	<b>0.81</b>
Dak Prescott	Dallas	2016	459-4	0.87
Steve DeBerg	Kansas City	1990	444-4	0.90
Sam Bradford	Minnesota	2016	552-5	0.90

## 50 TD PASSES

Brady threw a then NFL-record 50 touchdown passes in 2007.

### QUARTERBACKS WITH 45 OR MORE TOUCHDOWN PASSES IN A SEASON

Player	Team	Year	TD Passes
Peyton Manning	Denver	2013	55
Patrick Mahomes	Kansas City	2018	50
<b>Tom Brady</b>	<b>New England</b>	<b>2007</b>	<b>50</b>
Peyton Manning	Indianapolis	2004	49
Dan Marino	Miami	1984	48
Drew Brees	New Orleans	2011	46
Aaron Rodgers	Green Bay	2011	45

## SINGLE SEASON PASSING LEADERS

Brady owns 10 of the 12 4,000-yard passing seasons in Patriots history.

### PATRIOTS TOP PASSING YARDS/SEASON

Player	Year	Yards
Tom Brady	2011	5,235
Tom Brady	2012	4,827
Tom Brady	2007	4,806
Tom Brady	2015	4,770
Tom Brady	2017	4,577
Drew Bledsoe	1994	4,555
Tom Brady	2009	4,398
Tom Brady	2018	4,355
Tom Brady	2013	4,343
Tom Brady	2005	4,110
Tom Brady	2014	4,109
Drew Bledsoe	1996	4,086

## PASSING YARD PACE

Brady owns one of the 11 5,000-yard passing seasons in NFL history.

### MOST PASSING YARDS IN A SEASON

Player	Team	Year	Yards
Peyton Manning	Denver	2013	5,477
Drew Brees	New Orleans	2011	5,476
<b>Tom Brady</b>	<b>New England</b>	<b>2011</b>	<b>5,235</b>
Drew Brees	New Orleans	2016	5,208
Drew Brees	New Orleans	2012	5,177
Drew Brees	New Orleans	2013	5,162
Ben Roethlisberger	Pittsburgh	2018	5,129
Patrick Mahomes	Kansas City	2018	5,097
Dan Marino	Miami	1984	5,084
Drew Brees	New Orleans	2008	5,069
Matthew Stafford	Detroit	2011	5,038

## CAREER HIGH COMPLETIONS

Brady threw for a career-high 402 completions in 2015. His previous best was 401 completions in 2011 and 2012. Brady (3) joined Drew Brees (9), Matt Ryan (5) and Peyton Manning (3) for the most seasons with 400 completions.

## BEST TD/INT RATIO IN NFL HISTORY

Brady threw 28 touchdown passes and just two interceptions in 2016 for an NFL-best single-season TD/INT ratio of 14.0.

### BEST SINGLE-SEASON TD/INT RATIO IN NFL HISTORY (MINIMUM OF 20 TD PASSES)

Player	Team	Year	TD/INT	Ratio
<b>Tom Brady</b>	<b>New England</b>	<b>2016</b>	<b>28/2</b>	<b>14.00</b>
Nick Foles	Philadelphia	2013	27/2	13.50
Aaron Rodgers	Green Bay	2018	25/2	12.50
<b>Tom Brady</b>	<b>New England</b>	<b>2010</b>	<b>36/4</b>	<b>9.00</b>
Aaron Rodgers	Green Bay	2014	38/5	7.60
Aaron Rodgers	Green Bay	2011	45/6	7.50
<b>Tom Brady</b>	<b>New England</b>	<b>2007</b>	<b>50/8</b>	<b>6.25</b>





# TOM BRADY NEWS & NOTES

## BRADY SINGLE GAME NOTES

### 300 IN A HALF

Brady had his fifth 300-yard half and his second 300-yard first half after throwing for 302 yards in the first half at New Orleans (09/17/17).

Yards	Game	Half
367	vs. San Francisco (12-16-12)	2nd half
345	vs. Tennessee (10-18-09)	1st half
323	vs. Cleveland (12-08-13)	2nd half
306	at Miami (9-12-11)	2nd half
302	at New Orleans (9-17-17)	1st half

### SINGLE-GAME RECORDS

Tom Brady owns the top-five single-game passing yardage performances in New England Patriots history.

### MOST PASSING YARDS IN A GAME IN PATRIOTS HISTORY

Player	Date	Opp	Att	Cmp	Yds	TD	Int
Tom Brady	09/12/11	MIA	48	32	517	4	1
Tom Brady	09/20/15	BUF	59	38	466	3	0
Tom Brady	09/17/17	NO	39	30	447	3	0
Tom Brady	12/16/12	SF	65	36	443	1	2
Tom Brady	11/03/13	PIT	33	23	432	4	0
Drew Bledsoe	11/13/94	MIN	70	45	426	3	0
Drew Bledsoe	11/23/98	MIA	54	28	423	2	2
Tom Brady	09/18/11	SD	40	31	423	3	0

### SPREADING THE WEALTH

Brady has completed passes to 10 different receivers 10 times in his career, most recently in a win at Buffalo (10/12/14).

### BRADY HANGS 50

Brady and the Patriots knocked off Jacksonville, 51-17, on Sept. 27, 2015, the eighth time New England has scored at least 50 points in a game started by Brady, the most by a quarterback in NFL history. Pro Football Hall of Famer Len Dawson (6) is second. Brady's eight 50-point games are more than 20 current teams have in their entire history.

Date	Opponent	Score
10/28/07	vs. Washington	52-7
11/18/07	at Buffalo	56-10
10/18/09	vs. Tennessee	59-0
09/30/12	at Buffalo	52-28
11/18/12	vs. Indianapolis	59-24
11/03/13	vs. Pittsburgh	55-31
10/26/14	vs. Chicago	51-23
09/27/15	vs. Jacksonville	51-17

### BRADY THE PASS CATCHER

Brady caught a 6-yard pass from WR Julian Edelman vs. Tennessee (11/11/18), joining WR Jerry Rice as the only 41-year olds in NFL history with a reception.

## 50-YARD DOUBLE DOWN

Brady has thrown at least two 50-yard passes in the same game 12 times in his career. His career best came in 2009 with three 50-yard strikes in one game.

### BRADY'S GAMES WITH AT LEAST TWO 50-YARD PASSES

#### 10/9/05 @ ATLANTA

55t (3Q) Bethel Johnson  
51 (1Q) Deion Branch

#### 1/14/06 @ DENVER \*AFC DIVISIONAL PLAYOFF ROUND

73 (4Q) Deion Branch  
51 (2Q) Andre' Davis

#### 12/31/06 @ TENNESSEE

62t (3Q) Reche Caldwell  
52 (1Q) Corey Dillon

#### 12/9/07 VS. PITTSBURGH

63t (2Q) Randy Moss  
56t (3Q) Jabar Gaffney >Flea-flicker w/R. Moss

#### 11/15/09 @ INDIANAPOLIS

63t (2Q) Randy Moss  
55 (1Q) Randy Moss

#### 12/06/09 @ MIAMI

58t (1Q) Randy Moss  
58 (2Q) Wes Welker  
81t (3Q) Sam Aiken

#### 11/22/12 @ NY JETS

83t (2Q) Shane Vereen  
56t (2Q) Julian Edelman

#### 11/03/13 VS. PITTSBURGH

57 (2Q) Danny Amendola  
81t (4Q) Aaron Dobson

#### 11/15/15 @ NEW YORK GIANTS

76t (4Q) Rob Gronkowski  
54 (4Q) Brandon LaFell

#### 10/30/16 @ BUFFALO

53t (1Q) Chris Hogan  
53t (2Q) Rob Gronkowski

#### 12/04/16 VS. BALTIMORE

61 (2Q) James White  
79t (4Q) Chris Hogan

#### 11/19/17 @ OAKLAND

52 (2Q) Brandin Cooks  
64t (3Q) Brandin Cooks





# TOM BRADY PLAYOFF NOTES

## TOPS IN POSTSEASON STATS LISTS

Tom Brady owns many NFL postseason records, including touchdowns passes (73), passing yards (11,179), completions (1,005), wins (30) and 300-yard games (16).

### NFL ALL-TIME LEADERS: POSTSEASON TOUCHDOWN PASSES

Player	Team(s)	TDs
Tom Brady	New England	73
Joe Montana	SF/KC	45
Brett Favre	GB/MIN	44
Peyton Manning	IND/DEN	40
Aaron Rodgers	Green Bay	36
Drew Brees	SD/NO	33
Dan Marino	Miami	32

### NFL ALL-TIME LEADERS: POSTSEASON TD PASSES, SINGLE GAME

Player	Team	Game	TDs
Tom Brady	NE	AFC-D: NE vs. DEN (01/14/12)	6
Daryle Lamonica	OAK	AFC-D: OAK vs. HOU (12/21/69)	6
Steve Young	SF	SB: SF vs. SD (01/30/95)	6

### NFL ALL-TIME LEADERS: POSTSEASON COMP. PCT., SINGLE GAME

Player	Team	Game	Comp PCT.
Tom Brady	NE	AFC-D: NE vs. JAX (01/12/08)	92.9 (26-28)
Phil Simms	NYG	SB: NYG vs. DEN, (01/26/87)	88.0 (22-25)
Kurt Warner	ARI	NFC-WC: ARI vs. (02/01/09)	87.9 (29-33)

### NFL ALL-TIME LEADERS: POSTSEASON PASSING YARDS

Player	Team(s)	YDs
Tom Brady	New England	11,179
Peyton Manning	IND/DEN	7,339
Brett Favre	GB/MIN	5,855
Joe Montana	SF/KC	5,772
Ben Roethlisberger	Pittsburgh	5,256

### NFL ALL-TIME LEADERS: POSTSEASON COMPLETIONS

Player	Team(s)	Completions
Tom Brady	New England	1,005
Peyton Manning	IND/DEN	649
Brett Favre	GB/MIN	481
Joe Montana	SF/KC	460

### MOST 300-YARD PASSING GAMES, POSTSEASON HISTORY

Player	Team(s)	300-Yd Games
Tom Brady	New England	16
Peyton Manning	IND/DEN	9
Drew Brees	SD/NO	8
Aaron Rodgers	Green Bay	6
Joe Montana	SF/KC	6
Kurt Warner	STL/ARZ	6
Dan Fouts	San Diego	5
Ben Roethlisberger	Pittsburgh	5

### NFL ALL-TIME LEADERS: POSTSEASON TD PASSES, CONSECUTIVE GAMES

Player	Team(s)	Games
Brett Favre	GB/MIN	20 (1995-2009)
Tom Brady	New England	18 (2001-11)
Drew Brees	SD/NO	15 (2005-present)

### QBS WITH MORE THAN THREE SUPER BOWL VICTORIES

Player	Team	Wins
Tom Brady	New England	6
Terry Bradshaw	Pittsburgh	4
Joe Montana	San Francisco	4

### PLAYERS WITH MULTIPLE SUPER BOWL MVP AWARDS

Player	Team	MVPs
Tom Brady	New England	4
Joe Montana	San Francisco	3
Terry Bradshaw	Pittsburgh	2
Bart Starr	Green Bay	2
Eli Manning	N.Y. Giants	2

## BRADY HAS MOST PLAYOFF WINS

Tom Brady is the winningest quarterback in NFL playoff history among signal callers who have made at least 10 starts. For perspective, Pittsburgh (36), Dallas (35), Green Bay (34) and San Francisco (31), are the only other NFL teams that have more playoff wins than Brady in their franchises' histories.

### MOST PLAYOFF WINS BY STARTING QB IN NFL HISTORY

Player	Team(s)	Playoff Wins
Tom Brady	New England	30
Joe Montana	SF/KC	16
Terry Bradshaw	Pittsburgh	14
John Elway	Denver	14
Peyton Manning	IND/DEN	14

### HIGHEST PLAYOFF WIN PCT. BY STARTING QB IN NFL HISTORY (MINIMUM 10 STARTS)

Player	Team(s)	W	L	PCT.
Bart Starr	Green Bay	9	1	.900
Jim Plunkett	OAK/L.A. Raiders	8	2	.800
Tom Brady	New England	30	10	.750
Terry Bradshaw	Pittsburgh	14	5	.737
Troy Aikman	Dallas	11	4	.733
Joe Montana	SF/KC	16	7	.696
Kurt Warner	STL/ARZ	9	4	.692

### MOST PLAYOFF STARTS BY A QUARTERBACK IN NFL HISTORY

Player	Team(s)	Starts
Tom Brady	New England	40
Peyton Manning	IND/DEN	27
Brett Favre	GB/MIN	24
Joe Montana	SF/KC	23
John Elway	Denver	21
Ben Roethlisberger	Pittsburgh	21

## BRADY IN THE SUPER BOWL

Brady is the all-time leader in Super Bowl passing yards (2,576), completions (256), pass attempts (392) and touchdowns (18). Brady's start in Super Bowl LIII was his NFL-record ninth Super Bowl start, the most among all NFL players.

### SUPER BOWL PASSING YARDS

Player	ATT	CMP	Yards
Tom Brady	392	256	2,838
Kurt Warner	132	83	1,156
Joe Montana	122	83	1,142
John Elway	152	76	1,128
Peyton Manning	155	103	1,001
Terry Bradshaw	84	49	932

### SUPER BOWL PASSING TOUCHDOWNS

Player	Appearances	TDs
Tom Brady	9	18
Joe Montana	4	11
Terry Bradshaw	4	9
Roger Staubach	4	8
Kurt Warner	3	6
Steve Young	2	6

### SUPER BOWL STARTS BY A QUARTERBACK

Starting QB	Team(s)	Starts	Appearances
Tom Brady	NE	9	XXXVI, XXXVIII, XXXIX, XLII, XLVI, XLIX, LI, LII, LIII
John Elway	DEN	5	XXI, XXII, XXIV, XXXII, XXXIII
Terry Bradshaw	PIT	4	IX, X, XIII, XIV
Jim Kelly	BUF	4	XXV, XXVI, XXVII, XXVIII
Peyton Manning	IND/DEN	4	XLI, XLIV, XLVIII, 50
Joe Montana	SF	4	XVI, XIX, XXIII, XXIV
Roger Staubach	DAL	4	VI, X, XII, XIII

## BRADY SETS MARK FOR MOST SB WINS BY A PLAYER

Brady has now won six Super Bowls, breaking a tie with Hall of Fame DL Charles Haley (5) as the only NFL player to play on six Super Bowl winning teams. Haley won two with San Francisco and three with Dallas. Bart Starr is the only other NFL quarterback with five NFL championships (three NFL Championships and two Super Bowls).



# TOM BRADY PLAYOFF NOTES

## CONFERENCE KING

The 2018 AFC Championship was Tom Brady's ninth conference title, the most conference titles for a quarterback in NFL history during the Super Bowl Era (since 1966). In Super Bowl LIII, Brady started in his ninth Super Bowl, while no other team has ever played in more than eight.

### MOST CONFERENCE CHAMPIONSHIPS BY A STARTING QUARTERBACK IN SUPER BOWL ERA

STARTING QB	TEAM(S)	#	SEASONS	SUPER BOWL APPEARANCES
Tom Brady	New England	9	2001, 03-04, 07, 11, 14, 16-18	XXXVI, XXXVIII, XXXIX, XLII, XLVI, XLIX, LI, LII, LIII
John Elway	Denver	5	1986, 87, 89, 97-98	XXI, XXII, XXIV, XXXII, XXXIII
Terry Bradshaw	Pittsburgh	4	1974-75, 78-79	IX, X, XIII, XIV
Jim Kelly	Buffalo	4	1990-93	XXV, XXVI, XXVII, XXVIII
Joe Montana	San Francisco	4	1981, 84, 88-89	XVI, XIX, XXIII, XXIV
Roger Staubach	Dallas	4	1971, 75, 77-78	VI, X, XII, XIII
Peyton Manning	IND/DEN	4	2006, 09, 13, 15	XLI, XLIV, XLVIII, 50
Troy Aikman	Dallas	3	1992-93, 95	XXXVII, XXXVIII, XXX
Bob Griese	Miami	3	1971-73	VI, VII, VIII
Ben Roethlisberger	Pittsburgh	3	2005, 08, 10	XL, XLIII, XLV
Fran Tarkenton	Minnesota	3	1973-74, 76	VII, IX, XI
Kurt Warner	STL/ARZ	3	1999, 2001, 08	XXXIV, XXXVI, XLIII

### SUPER COMBINATION

New England head coach Bill Belichick and quarterback Tom Brady won their ninth conference championship together in 2018. Three other coach/quarterback duos have qualified for four Super Bowls - Dallas' Tom Landry and Roger Staubach; Buffalo's Marv Levy and Jim Kelly; and Pittsburgh's Chuck Noll and Terry Bradshaw.

### MOST CONFERENCE CHAMPIONSHIPS BY A HEAD COACH-QUARTERBACK TANDEM

Quarterback	Head Coach	Team	Conf. Titles	SB Wins
Tom Brady	Bill Belichick	New England	9	6
Terry Bradshaw	Chuck Noll	Pittsburgh	4	4
Roger Staubach	Tom Landry	Dallas	4	2
Jim Kelly	Marv Levy	Buffalo	4	0

### DIVISION TITLES

Tom Brady added to his NFL record with his 16th division championship in 2018. Peyton Manning has the second-most with 12 division titles.

Quarterback	Division Titles
Tom Brady	16
Peyton Manning	12
Joe Montana	9
Brett Favre	8
Terry Bradshaw	7
John Elway	7

### MOST CONSECUTIVE DIVISION TITLES

Tom Brady extended an NFL record by leading the Patriots to their 10th straight division title in 2018.

### MOST CONSECUTIVE DIVISION TITLES

Player	Team	Consec. Division Titles
Tom Brady	New England	10 (2009-18)
Terry Bradshaw	Pittsburgh	6 (1974-79)
Fran Tarkenton	Minnesota	6 (1973-78)

### CONSECUTIVE COMPLETIONS IN SB HISTORY

In Super Bowl XLVI, Brady completed a record 16 straight passes to set a new Super Bowl record. The previous record was held by Joe Montana, who had 13 straight completions in Super Bowl XXIV.

### RECORD 13TH CONFERENCE CHAMPIONSHIP APPEARANCE

Tom Brady extended his NFL-record to 13 conference championship game appearances in 2018. Gene Upshaw and George Blanda are second after playing in 10 conference championship games. Since 1970, there are only four other quarterbacks who have started at least six conference championship games: Joe Montana (7), John Elway (6), Roger Staubach (6) and Terry Bradshaw (6).

### POSTSEASON GAMES RECORD

Tom Brady has competed in 40 postseason games, most in NFL history. Brady has won 30 of those playoff games. He has more postseason wins than the next NFL quarterback has postseason appearances.

### MOST POSTSEASON GAMES IN NFL HISTORY

Player	Team(s)	Postseason Games
Tom Brady	New England	40
Adam Vinatieri	NE/IND	32
Jerry Rice	SF/OAK/SEA	29
Stephen Gostkowski	New England	28
D.D. Lewis	Dallas	27
Peyton Manning	IND/DEN	27

### GOOD THINGS COME IN THREES

Tom Brady has 11 career playoff games with three or more touchdowns, the most in the Super Bowl era. New England is 10-1 in those games.

### MOST 3-TOUCHDOWN PASS PLAYOFF GAMES


Tom Brady	11
Joe Montana	9
Aaron Rodgers	7
Peyton Manning	6
Brett Favre	6

## FB JAMES DEVELIN

### DEVELIN FOUND THE END ZONE IN 2018

FB James Develin notched the first two-touchdown game of his career vs. Minnesota on Dec. 2, 2018. He had a streak of three straight rushing attempts that resulted in touchdowns beginning with a 1-yard touchdown run at Tennessee on Nov. 11. Develin had one rushing touchdown in his first 74 games and finished with four in 2018 alone.

## WR JULIAN EDELMAN



### WHAT TO WATCH FOR IN 2019

• WR Julian Edelman enters 2019 second in NFL history with 115 postseason receptions, behind only Jerry Rice (151).

• Edelman is one of 15 NFL players with at least 1,000 career postseason receiving yards and his 1,412 postseason receiving yards are second all-time, behind the 2,245 postseason receiving yards by Jerry Rice.

• Edelman enters the 2019 season with six postseason 100-yard receiving games, the most in New England history and tied with Michael Irvin for second all-time, behind the eight 100-yard games by Jerry Rice.

- Edelman enters the 2019 season tied for first with Troy Brown with eight punt returns in Super Bowl history.
- Edelman enters the 2019 season third all-time with 69 punt return yards in Super Bowl history, behind the 95 yards by John Taylor and 90 yards by Desmond Howard.
- Edelman enters the 2019 season with 1,986 punt return yards, third in team history to the 2,625 by Troy Brown and 2,055 by Irving Fryar. Edelman needs 14 punt return yards to become the third Patriots player with 2,000 punt return yards.

### 2019 ACCOMPLISHMENTS

- Edelman (505) became the fifth Patriots player to reach 500 career receptions with his 9-yard completion from QB Tom Brady in the season-opening win over Pittsburgh on Sept. 8. He entered the game with 499 career receptions and finished with six catches in the game.
- Edelman moved past Ben Coates (5,471) into sixth place on the Patriots all-time receiving chart vs. Pittsburgh and now has 5,473 receiving yards. He needs 254 yards to move into the top five in Patriots history.

### VERY RECEPTIVE

Julian Edelman has averaged 6.4 receptions per game since 2013, fifth-highest average in the NFL over that span.

Player	Team(s)	Receptions Per Game
Antonio Brown	Pittsburgh	7.5
Julio Jones	Atlanta	6.9
Michael Thomas	New Orleans	6.8
Odell Beckham Jr.	N.Y. Giants/Cleveland	6.6
Julian Edelman	New England	6.4
Keenan Allen	L.A. Chargers	6.0
Jarvis Landry	Miami/Cleveland	6.0

### CHIPPING IN WITH VERSATILITY

Edelman had 37 yards passing, 28 yards rushing and 71 yards receiving in the Week 9 victory over Green Bay on Nov. 4, 2018. He did it for the second time vs. Pittsburgh on Sept. 8, 2019 with 32 yards passing, 8 yards rushing and 83 yards receiving. The last Patriot to accomplish the feat was David Patten at Indianapolis on Oct. 21, 2001, with 60 yards passing, 29 yards rushing and 117 yards receiving.

### RECORD RETURNER

Edelman set a franchise record with his fourth career punt return for a touchdown when he returned a punt 84 yards for a touchdown vs. Denver on Nov. 2, 2014. He also set a franchise record with a 94-yard punt returned for a touchdown vs. Miami (01/02/11). The previous longest punt return was an 89-yard touchdown return by Mike Haynes vs. Buffalo (11/07/76). Edelman also returned punts for touchdowns vs. Kansas City (11/21/11 - 72 yards) and vs. Indianapolis (11/18/12 - 68 yards).

### MOST PUNT RETURN TOUCHDOWNS/PATRIOTS CAREER

Player	Punt Return TDs
Julian Edelman	4
Troy Brown	3
Irving Fryar	3
Mike Haynes	2

### MOST PUNT RETURN TOUCHDOWNS IN THE NFL SINCE 2010

Player	Team(s)	Punt Return TDs
Devin Hester	CHI/ATL/BAL	7
Marcus Sherels	Minnesota	5
Darren Sproles	SD/NO/PHI	5
Julian Edelman	New England	4
Travis Benjamin	CLE/SD/LAC	4
Antonio Brown	Pittsburgh	4
Patrick Peterson	Arizona	4
Tyreek Hill	Kansas City	4
Dwayne Harris	DAL/NYG/OAK	4

### NOT YOUR AVERAGE RETURNER

Edelman has returned 177 punts for 1,986 yards during his career and is third in team history and tied for 17th in NFL history with an 11.2-yard average.

### HIGHEST PUNT RETURN AVERAGE, PATRIOTS CAREER (MINIMUM 20 RETURNS)

Player	Years	Returns	Yards	Average
Mack Herron	1973-75	74	888	12.0
Carl Garrett	1969-72	43	487	11.3
Julian Edelman	2009-present	177	1,986	11.2
Wes Welker	2007-12	114	1,185	10.4

### EDELMAN'S BIG RETURNS

Edelman owns 13 career punt returns of 30 yards or more.

### MOST 30-YARD PUNT RETURNS IN PATRIOTS HISTORY

Troy Brown	14
Julian Edelman	13
Irving Fryar	13
Mike Haynes	13





# PATRIOTS OFFENSIVE NOTES

## BEST PUNT RETURN AVERAGE IN A SEASON

Edelman has the two best punt return averages in a single season in New England history. In 2010, Edelman led the AFC and finished second in the NFL with a 15.3 punt return average. In 2015, he set a career-high with a 15.5 average.

### PATRIOTS BEST PUNT RETURN AVERAGE/SEASON (MINIMUM 15 RETURNS)

Player	Year	PR Avg.
Julian Edelman	2012	15.5
Julian Edelman	2010	15.3
Mack Herron	1974	14.8
Troy Brown	2001	14.2

## RETURNS PILING UP

Edelman is third in team history with 177 punt returns and 1,986 return yards.

### MOST PUNT RETURNS IN PATRIOTS HISTORY

Troy Brown	252
Irving Fryar	206
Julian Edelman	177
David Meggett	142
Wes Welker	114
Mike Haynes	111

### MOST PUNT RETURN YARDS IN PATRIOTS HISTORY

Troy Brown	2,625
Irving Fryar	2,055
Julian Edelman	1,986
David Meggett	1,438
Wes Welker	1,185

## TWO 1,000-YARD SEASONS

Edelman had his second career 1,000-yard receiving season in 2016 after setting a single-season best with 1,106 yards. He joined Wes Welker (5), Rob Gronkowski (3), Randy Moss (3), Stanley Morgan (3) and Terry Glenn (2) as the only Patriots with at least two 1,000-yard seasons.

### MOST 1,000 YARD SEASON/PATRIOTS HISTORY

Wes Welker	5
Rob Gronkowski	4
Stanley Morgan	3
Randy Moss	3
Julian Edelman	2
Terry Glenn	2

## EDELMAN ECLIPSES 1,000 YARDS

Edelman finished 2016 with 1,106 receiving yards. He became the 10th Patriots player to register a 1,000-yard season in 2013.

### 1,000-YARD RECEIVING SEASONS IN PATRIOTS HISTORY

Player	Season	Yards
Wes Welker	2011	1,569
Randy Moss	2007	1,493
Stanley Morgan	1985	1,491
Wes Welker	2012	1,354
Wes Welker	2009	1,348
Rob Gronkowski	2011	1,327
Randy Moss	2009	1,264
Troy Brown	2001	1,199
Rob Gronkowski	2015	1,176
Wes Welker	2007	1,175
Ben Coates	1994	1,174
Wes Welker	2008	1,165
Terry Glenn	1999	1,147
Terry Glenn	1996	1,132
Rob Gronkowski	2014	1,124
Julian Edelman	2016	1,106
Rob Gronkowski	2017	1,084
Brandin Cooks	2017	1,082
Julian Edelman	2013	1,056
Stanley Morgan	1981	1,029
Irving Fryar	1991	1,014
Harold Jackson	1979	1,013
Randy Moss	2008	1,008
Stanley Morgan	1979	1,002

## EDELMAN IN A RUSH

Edelman has 48 rushing attempts for 364 yards, the most rushing attempts and rushing yards by a Patriots wide receiver in team history.

### MOST RUSHING ATTEMPTS & RUSHING YARDS BY A PATRIOTS WIDE RECEIVER

Player	Rushes	Player	Rushing Yards
Julian Edelman	48	Julian Edelman	372
Cordarrelle Patterson	42	Darryl Stingley	244
Irving Fryar	35	Cordarrelle Patterson	228
Troy Brown	29	Irving Fryar	188
Darryl Stingley	28	Troy Brown	178

## ANOTHER TEAM RECORD

Edelman had a 47-yard run vs. Indianapolis (11/18/12). It is the longest run by a Patriots receiver, topping Troy Brown's 35-yard run vs. Tampa Bay on (09/03/00) and Terry Glenn's 35-yarder vs. Kansas City (12/04/00).

## FROM STANDOUT QB TO WR

Edelman began his college football career with a year at the College of San Mateo (Calif.) before transferring to Kent State, where as a senior, he completed 56 percent of his passes (153-of-275 for 1,820 yards) with 13 touchdowns. He was also the leading rusher, gaining 1,551 yards on 215 attempts (an average of 7.5 yards per carry) and scoring 13 touchdowns. His offensive numbers broke Kent State's single-season record for total offense set by Joshua Cribbs in 2003.

Said head coach Bill Belichick on the versatility of Edelman: "He played the quarterback position in college at Kent State and all the positions really that he's played in the NFL – covering kicks, returning kicks, slot receiver, outside receiver, slot defender – he didn't do any of those things in college. I think that really speaks to his versatility and how much

he's grown as a player and how many things he's learned how to do that he really didn't have much experience with in college. I'd say that's pretty unusual, especially to be as competent in them as he is."

## FATHERLY ADVICE

If there is one thing Julian Edelman has never lacked, it's athletic ability. A dual-threat quarterback at Kent State and former baseball standout in high school, Edelman once wowed Toronto Blue Jays players with his impressive footwork while fielding ground balls in an appearance at batting practice in 2011.

This natural ability may have been overlooked by NFL scouts, who let him fall to the Patriots in the seventh round of the 2009 NFL Draft. Edelman remains focused on the lessons his father, Frank Edelman, taught him at a young age. "I'm still constantly trying to learn," Edelman told The Boston Herald. "My dad always put it in my head, when you're green, you're growing, when you're ripe, you're lost. When you're done learning, you're done."





# PATRIOTS OFFENSIVE NOTES

## EDELMAN PLAYOFF NOTES

### SUPER BOWL MVP

Edelman was named Super Bowl MVP after finishing with 10 receptions for 141 yards in Super Bowl LIII vs. L.A. Rams. He became the seventh wide receiver to win Super Bowl MVP honors and the second Patriots wide receiver to win the award. Deion Branch was named MVP for his performance in Super Bowl XXXIX.

### INCHING CLOSER TO THE TOP

Edelman ranks second all-time in NFL postseason history with 115 receptions. He ranks second all-time in postseason receiving yards and is one of 15 players with at least 1,000 postseason receiving yards. He is the Patriots all-time playoff leader with 115 receptions and 1,412 receiving yards.

### MOST POSTSEASON RECEPTIONS IN NFL HISTORY

Jerry Rice .....	151
<b>Julian Edelman.....</b>	<b>115</b>
Reggie Wayne.....	93
Hines Ward.....	88
Wes Welker.....	88

### MOST POSTSEASON RECEIVING YARDS IN NFL HISTORY

Jerry Rice .....	2,245
<b>Julian Edelman.....</b>	<b>1,412</b>
Michael Irvin .....	1,315
Cliff Branch .....	1,289
Reggie Wayne.....	1,254
Andre Reed .....	1,229
Hines Ward .....	1,181

### MOST POSTSEASON RECEPTIONS & RECEIVING YARDS IN PATRIOTS HISTORY

Player	Rec.
<b>Julian Edelman .....</b>	<b>115</b>
Rob Gronkowski .....	81
Wes Welker.....	69
Troy Brown.....	58
Danny Amendola .....	57

Player	Rec. Yds.
<b>Julian Edelman .....</b>	<b>1,412</b>
Rob Gronkowski .....	1,163
Deion Branch .....	852
Danny Amendola .....	709
Troy Brown.....	694

### CAREER PERFORMANCES

WR Julian Edelman now has six 100-yard playoff receiving games, including two in the Super Bowl. He is now tied with Michael Irvin with six 100-yard postseason games, behind only the eight by Jerry Rice.

### MOST 100-YARD RECEIVING GAMES IN PLAYOFF HISTORY

- 8 Jerry Rice – 29 postseason games played
- 6 Julian Edelman – 18 postseason games played**
- 6 Michael Irvin – 16 postseason games played
- 5 John Stallworth – 18 postseason games played
- 5 Andre Reed – 21 postseason games played
- 5 Hines Ward – 18 postseason games played
- 5 Larry Fitzgerald – 9 postseason games played
- 5 Antonio Brown – 10 postseason games played

### MOST 100-YARD RECEIVING GAMES IN PATRIOTS PLAYOFF HISTORY

Player	100-Yd Games
<b>Julian Edelman.....</b>	<b>6</b>
Rob Gronkowski .....	4
Deion Branch .....	4
Wes Welker.....	3

### MANY PLAYOFF RETURNS

Edelman is the NFL's all-time postseason leader with 443 career punt return yards in the playoffs. He is also first with 39 punt returns. Additionally, Edelman is tied with Troy Brown for most punt returns in Super Bowl history with eight and ranks third with 69 punt return yards.

### MOST POSTSEASON PUNT RETURNS & PUNT YARDS IN NFL HISTORY

Player	Punt Returns
<b>Julian Edelman .....</b>	<b>39</b>
Dave Meggett .....	34
Brian Mitchell .....	34
Troy Brown.....	33

Player	Punt Return Yds.
<b>Julian Edelman .....</b>	<b>443</b>
Brian Mitchell .....	339
Troy Brown.....	315

### MOST SUPER BOWL PUNT RETURNS & PUNT YARDS IN NFL HISTORY

Player	Punt Returns
<b>Julian Edelman .....</b>	<b>8</b>
Troy Brown.....	8

Player	Punt Return Yds.
John Taylor .....	94
Desmond Howard.....	90
<b>Julian Edelman .....</b>	<b>69</b>

## G TED KARRAS

### SCHOOL'S NOT OUT

Although he already owns a bachelor's degree in communications and a master's degree in recreation, sport and tourism from his time at the University of Illinois, Ted Karras hasn't completely given up his notebook for an NFL playbook. Along with teammate Joe Thuney, Karras is pursuing his MBA from Indiana University thanks to an NFLPA program that provides tuition assistance for players while navigating a busy NFL schedule.

"It just seems to be that everyone keeps wanting to pay for my school, so I'm not going to turn it down," Karras told the Boston Globe.

Karras and Thuney began their MBA pursuit two weeks after the Patriots Super Bowl LI victory by taking Online classes and Skyping with professors from Indiana University's Kelley School of Business up until training camp. They continued their classes in the 2018 off-season.

## OL SHAQ MASON

### A FAMOUS NAMESAKE

A noted sports fan and basketball enthusiast, Shaq's mother, Alicia McGuire, named him Shaquille Olajuwon Mason in 1993 after her two favorite NBA stars at the time, Shaquille O'Neal and Hakeem Olajuwon. The Tennessee native had the opportunity to meet one of his namesakes at a Memphis Grizzlies game while O'Neal was a member of the Miami Heat, receiving a special meet-and-greet and having his jersey signed.



# PATRIOTS OFFENSIVE NOTES

## RB SONY MICHEL

### WHAT TO WATCH FOR IN 2019

- Sony Michel looks to become the first Patriots drafted running back to rush for 1,000 yards since Stevan Ridley in 2012.

### ROOKIE RUSHING SURGE

RB Sony Michel finished his rookie season with 931 yards rushing. It is the most by a rookie running back under Bill Belichick, surpassing the 745 rushing yards by Lawrence Maroney as a rookie in 2006.

### PATRIOTS ROOKIE IN A RUSH

Michel had four 100-yard rushing games in 2018, including a season-high of 133 at the NY Jets on Nov. 25, 2018.

### MOST 100-YD RUSH GAMES BY A PATRIOTS ROOKIE

Player	Season	100-Yard Games
Curtis Martin	1995	9 (Weeks 1, 8, 10-11, 13-17)
John Stephens	1988	5 (Weeks 8-10, 14, 16)
<b>Sony Michel</b>	<b>2018</b>	<b>4 (Weeks 4, 6, 12, 16)</b>
Robert Edwards	1998	4 (Weeks 6-7, 15-16)

### SONY SETS ROOKIE PLAYOFF TD MARK

Michel set the NFL postseason record for most rushing touchdowns by a rookie in a single postseason with six. He finished second behind Terrell Davis (8) for most rushing touchdowns in a single season.

### MOST POSTSEASON RUSH TDS BY A ROOKIE

Player	Team	Season	Rush TDs
<b>Sony Michel</b>	<b>New England</b>	<b>2018</b>	<b>6</b>
Leonard Fournette	Jacksonville	2017	4
Jamal Lewis	Baltimore	2000	4
William Floyd	San Francisco	1994	4
Tony Dorsett	Dallas	1977	4
Norm Standlee	Chicago	1977	4

### MOST RUSH TDS IN A SINGLE POSTSEASON

Player	Team	Season	Rush TDs
Terrell Davis	Denver	1997	8
<b>Sony Michel</b>	<b>New England</b>	<b>2018</b>	<b>6</b>
Larry Csonka	Miami	1973	6
Franco Harris	Pittsburgh	1974	6
John Riggins	Washington	1983	6
Gerald Riggs	Washington	1991	6
Emmitt Smith	Dallas	1995	6
Ricky Watters	San Francisco	1993	6

## WR MATTHEW SLATER



### WHAT TO WATCH FOR IN 2019

- With a Pro Bowl invitation in 2019, Matthew Slater will pass Steve Tasker for most special teams Pro Bowl honors with 8.

### LIKE FATHER LIKE SON

Slater is one of 10 sons of Hall of Fame members to be drafted in NFL history.

### HALL OF FAME FATHERS WITH SONS DRAFTED IN THE NFL

- Jackie Slater (class of 2001) – son, Matthew Slater (NE)
- Bobby Bell (class of 1983) – son, Bobby Bell (NYJ)
- Tony Dorsett (class of 1994) – son, Anthony Dorsett (HOU)
- Bob Griese (class of 1990) – son, Brian Griese (DEN)
- Russ Grimm (class of 2010) – son, Cody Grimm (TB)
- Howie Long (class of 2000) – sons Chris Long (STL) and Kyle Long (CHI)
- Bruce Matthews (class of 2007) – son, Jake Matthews (ATL)
- Don Shula (class of 1997) – son, Mike Shula (TB)
- Kellen Winslow (class of 1995) – son, Kellen Winslow (CLE)

## PRO BOWL RECORD



Slater has earned seven Pro Bowl invitations (2011-17) as a special teams player to match Steve Tasker (1987, 1990-95) for the most special teams Pro Bowl honors in NFL history. Slater is the only special teams player to earn seven consecutive Pro Bowls.

### ALL-STAR COMBINATION

Slater was voted to the Pro Bowl for seven straight seasons, matching the seven that his father was voted to with the L.A. Rams. The Slater family's 14 combined Pro Bowls are the second-most among father-son contingents to have been voted to at least one Pro Bowl each.

### MOST FATHER AND SON PRO BOWL SELECTIONS

Players	Pro Bowls
Archie (2), Peyton (14) and Eli Manning (4).....	20
<b>Jackie (7) and Matthew Slater (7).....</b>	<b>14</b>

### ELECTED TEAM LEADER

Patriots wide receiver Matthew Slater was named to seven straight Pro Bowls (2011-17) for his special teams work, but perhaps more revealing of his value to New England is the fact that he was elected a captain by his teammates for the ninth straight season in 2019.

The special teams ace shared what it means to be a captain with high school football players in a story published by *The Boston Globe*. "I think first and foremost, you have to be able to put others before yourself. Being a captain and leadership is about serving, and to me, that means a great deal of sacrifice – putting aside personal agendas for the greater common goal. Leadership is equated with sacrifice. I think you have to be willing to do whatever it takes for the unit to succeed. I think you need to lead by example. A lot of times, it's about what you do, not what you say."

### SLATER'S EMERGENCE WAS SPECIAL

Bill Belichick acknowledged Matthew Slater's role as a gunner on special teams: "Matt is one of the best in the league," Belichick said. "Any time the punt return team has to double somebody, that makes it one less guy they can use somewhere else in the return. He almost always draws two guys out there unless they're in an eight-man rush. Most of the time, there's two guys out there – fourth-and-short, where they're trying to protect the box – but he draws a lot of double teams, and deservedly so. He does an outstanding job of covering punts."

## OL JOE THUNEY

### SUPER BOWL RECORD SETTER

OL Joe Thuney became the first player in NFL history to start in the Super Bowl in each of his first three seasons in the NFL.

### BACK TO SCHOOL

Along with teammate Ted Karras, Joe Thuney has taken advantage of an NFLPA program that assists its players in earning college degrees. After earning his degree in accounting while also studying international studies at N.C. State, Thuney is now pursuing his MBA through Indiana University's Kelley School of Business.



# PATRIOTS OFFENSIVE NOTES

## RB JAMES WHITE

### WHAT TO WATCH FOR IN 2019

- James White has 19 career touchdown receptions, second in Patriots all-time history among running backs behind the 26 by Larry Garron. He can become the third running back in NFL history to reach 20 touchdown receptions in his first six seasons, joining Chuck Foreman (23) and Brian Westbrook (23)
- White has 253 career receptions, third in Patriots history among running backs, behind the 431 by Kevin Faulk and the 261 by Tony Collins. White needs 9 receptions to move past Collins into second place.
- White is third among all Patriots running backs with 2,220 career receiving yards, behind Kevin Faulk (3,701), Larry Garron (2,502) and Tony Collins (2,356). He needs 283 yards to move into second place on the Patriots all-time list.

### WHITE ADDS UP TD CATCHES

RB James White has the most touchdown receptions by a running back in the NFL since 2015.

### RB WITH THE MOST RECEIVING TD SINCE 2015

Player	Team	TDs
James White	New England	19
David Johnson	Arizona	12
Tevin Coleman	Atlanta/San Francisco	11
Christian McCaffrey	Carolina	11

### PROLIFIC SCORING PACE

RB James White caught a touchdown pass in the 2018 regular-season finale vs. NY Jets (12/30/18) for his seventh touchdown reception of the season, tying RB Larry Garron (7 in 1964) for the most touchdown receptions by a Patriots running back in a single season.

### SINGLE-SEASON RB TD RECEPTIONS IN PATRIOTS HISTORY

Player	Year	Receiving TDs
James White	2018	7
Larry Garron	1964	7
Billy Lott	1961	6

### SWEET FEET SCORING OFTEN

White has 19 receiving touchdowns in his career, second all-time among Patriots running backs. His 253 receptions rank third and receiving yards rank fourth in team history at his position.

### RB TD RECEPTIONS IN PATRIOTS HISTORY

Player	Seasons	Receiving TDs
Larry Garron	1960-68	26
James White	2014-present	19
Kevin Faulk	1999-2011	15

### RB RECEPTIONS IN PATRIOTS HISTORY

Player	Seasons	Receptions
Kevin Faulk	1999-2011	431
Tony Collins	1981-87	261
James White	2014-present	253
Sam Cunningham	1973-82	210

### RB RECEIVING YARDS IN PATRIOTS HISTORY

Player	Seasons	Receiving Yards
Kevin Faulk	1999-2011	3,701
Larry Garron	1960-68	2,502
Tony Collins	1981-87	2,356
James White	2014-present	2,220

### COPIOUS CATCHES

White ranks first in the NFL for receptions and receiving yards by a running back since 2015.

### RB RECEPTIONS SINCE 2015

Player	Team	Receptions
James White	New England	248
Theo Riddick	Detroit/Denver	247
Duke Johnson Jr.	Cleveland/Houston	235
Christian McCaffrey	Carolina	197
Le'Veon Bell	Pittsburgh/N.Y. Jets	190

### OFF AND RUNNING

White has the most receiving yards by a running back since 2015.

### RB RECEIVING YARDS SINCE 2015

Player	Team	Receiving Yds
James White	New England	2,197
Duke Johnson Jr.	Cleveland/Houston	2,170
Theo Riddick	Detroit/Denver	1,896

### RECORD-SETTING SEASON

White had 87 receptions in 2018, the team record for a running back in a single season. He finished third in the NFL among running backs for receptions and second in receiving yards.

### MOST RECEPTIONS IN A SEASON BY A PATRIOTS RB

Player	Year	Receptions
James White	2018	87
Tony Collins	1986	77
Leroy Thompson	1994	65
James White	2016	60
Kevin Faulk	2008	58
James White	2017	56

### RECEIVING YARDS RECORD

White had a career-best 751 receiving yards in 2018, the team record for a single season by a running back.

### MOST RECEIVING YARDS IN A SEASON BY A PATRIOTS RB

Player	Year	Receiving Yards
James White	2018	751
Tony Collins	1986	684
James White	2016	551

### WHITE JOINS EXCLUSIVE GROUP

RB James White is the fourth running back in the Super Bowl era with 750 receiving yards and seven receiving touchdowns in a season, joining Gary Anderson (1986), Larry Centers (1996) and Marshall Faulk (2000 and 2001). White finished with 751 yards receiving and seven touchdown receptions in 2018.

### WHITE HAS CAREER DAY

White set career regular-season highs with 10 receptions and 115 receiving yards vs. Philadelphia (12/06/15). He is the only Patriots running back with four games with 10 or more receptions.

### MOST RECEIVING YARDS IN A GAME BY A RUNNING BACK IN PATRIOTS HISTORY

Player	Date	Opponent	Yds
Shane Vereen	12/08/13	Cleveland	153
Dick Christy	11/04/60	Oakland	124
Joe Johnson	11/25/60	Houston	123
James White	12/06/15	Philadelphia	115
Larry Garron	12/11/66	Houston	113





# PATRIOTS OFFENSIVE NOTES

## MOST RECEPTIONS IN A GAME BY A RUNNING BACK IN

PATRIOTS HISTORY				
Player	Date	Opponent	Rec	
Shane Vereen	12/08/13	Cleveland	12	
Tony Collins	11/29/87	Philadelphia	11	
Kevin Faulk	09/03/20	Tampa Bay	11	
Leroy Thompson	11/13/94	Minnesota	11	
<b>James White</b>	<b>10/29/18</b>	<b>Buffalo</b>	<b>10</b>	
<b>James White</b>	<b>10/04/18</b>	<b>Indianapolis</b>	<b>10</b>	
<b>James White</b>	<b>10/01/17</b>	<b>Carolina</b>	<b>10</b>	
<b>James White</b>	<b>12/06/15</b>	<b>Philadelphia</b>	<b>10</b>	
Tony Collins	11/16/86	L.A. Raiders	10	

## WHITE PLAYOFF NOTES

### SUPER BOWL RECORD SETTER

White set a Super Bowl record with 14 receptions for 110 yards in Super Bowl LI.

### MOST RECEPTIONS IN A SUPER BOWL

Player	Team	SB	Opponent	Rec.
<b>James White</b>	<b>New England</b>	<b>LI</b>	<b>Atlanta</b>	<b>14</b>
Demaryius Thomas	Denver	XLVII	Seattle	13
Dan Ross	Cincinnati	XVI	San Francisco	11
Jerry Rice	San Francisco	XXIX	San Diego	11
Wes Welker	New England	XLII	N.Y. Giants	11
Shane Vereen	New England	XLIX	Seattle	11

White also set a Super Bowl record by scoring 20 points with two rushing touchdowns, one touchdown reception and one two-point conversion.

## MOST POINTS SCORED IN A SUPER BOWL

Player	Team	SB	Opponent	Points
<b>James White</b>	<b>New England</b>	<b>LI</b>	<b>Atlanta</b>	<b>20</b>
Roger Craig	San Francisco	XIX	Miami	18
Jerry Rice	San Francisco	XXIV	Denver	18
Ricky Watters	San Francisco	XXIX	San Diego	18
Terrell Davis	Denver	XXXII	Green Bay	18

## MOST TOUCHDOWNS IN A SUPER BOWL

Player	Team	SB	Opponent	TDs
<b>James White</b>	<b>New England</b>	<b>LI</b>	<b>Atlanta</b>	<b>3 (2 rush, 1 rec.)</b>
Roger Craig	San Francisco	XIX	Miami	3 (2 rec., 1 rush)
Jerry Rice	San Francisco	XXIV	Denver	3 (3 rec.)
Ricky Watters	San Francisco	XXIX	San Diego	3 (2 rec., 1 rush)
Terrell Davis	Denver	XXXII	Green Bay	3 (3 rush)

### WHITE TIES RECEPTIONS RECORD

White's 15 receptions in the 2018 Divisional Playoff win against L.A. Chargers tied Darren Sproles for most catches in a single playoff contest.

## MOST RECEPTIONS IN A PLAYOFF GAME

Player	Team	Rd/Yr	Opponent	Receptions
<b>James White</b>	<b>New England</b>	<b>Div/18</b>	<b>L.A. Chargers</b>	<b>15</b>
Darren Sproles	New Orleans	Div/11	San Francisco	15
<b>James White</b>	<b>New England</b>	<b>SB/16</b>	<b>Atlanta</b>	<b>14</b>
T.Y. Hilton	Indianapolis	WC/13	Kansas City	13
Chad Morton	New Orleans	Div/00	Minnesota	13
Shannon Sharpe	Denver	WC/93	L.A. Raiders	13
Thurman Thomas	Buffalo	Div/89	Cleveland	13
Kellen Winslow	San Diego	Div/81	Miami	13



# PATRIOTS DEFENSIVE NOTES

## DL ADAM BUTLER

### CAREER-DEFINING CONTEST

Adam Butler arrived at Vanderbilt as an accomplished high school offensive lineman and spent his freshman season redshirting as a backup at center and guard. During his first offseason, Butler entered a rib eating contest, which judges ruled his team had lost. Butler disagreed and began arguing with the judges. Then Commodore defensive coordinator Bob Shoop was in attendance and witnessed Butler's demeanor and was impressed with his competitive attitude. Shoop convinced then head coach James Franklin to ask Butler to transition to defense.

"Coach Franklin brought me into his office and he asked me what I wanted, and I wanted whatever was best for the team," Butler told *The Tennessean*. "Because we were so short on defensive linemen at that time, that's how it happened."

## DB NATE EBNER

### SPECIAL TEAMS TACKLING MACHINE

DB Nate Ebner led the Patriots in 2018 with 13 special teams tackles. Ebner has now tallied at least 10 special teams tackles every season in his seven-year career, with the exception of 2017 when he was limited to nine games due to injury and finished with eight special teams tackles. He posted a career-high 19 special teams tackles in 2016.

### 2018 NFL SPECIAL TEAMS TACKLE LEADERS

Player	Team	Sp. Tms. Tackles
Adrian Phillips	L.A. Chargers	17
Zeke Turner	Arizona	15
Dwayne Harris	Oakland	15
Justin Bethel	Atlanta	14
Jayron Kearse	Minnesota	14
Nate Ebner	New England	13
Clayton Fejedelem	Cincinnati	13

## CB STEPHON GILMORE

### LOCK-DOWN DEFENDER

CB Stephon Gilmore finished second in the NFL with 20 passes defended in 2018, establishing a single-season career-high. His previous best was 18 passes defended in 2015 with Buffalo. He also became the sixth defensive back in team history to post 20 passes defended in a single season.

### 2018 PASSES DEFENSED LEADERS

Player	Team	Passes Defensed
Kyle Fuller	Chicago	21
Stephon Gilmore	New England	20
Kareem Jackson	Houston	17
Darius Slay	Detroit	16

### MOST PASSES DEFENSED IN A SINGLE SEASON IN PATRIOTS HISTORY

Player	Passes Defensed
Ty Law (1998)	27
Asante Samuel (2006)	24
Maurice Hurst (1994)	23
Ty Law (2003)	23
Tyrone Poole (2003)	21
Stephen Gilmore (2018)	20

### GILMORE LEARNS FROM PATRIOTS PREDECESSORS

Stephon Gilmore may be one of the best cover corners in football, and recognizes the importance of the history of his position. "I'm a big history person. I like to know my history. I've watched the players who have played the game. I wouldn't be in the position I'm in now without those guys," Gilmore told the *Boston Herald*. As a player who appreciates the history of the game, Gilmore has placed emphasis on building relationships with former Patriots defensive backs and Pro Football Hall of Famers Ty Law and Mike Haynes.

## DB DURON HARMON

### FOURTH-QUARTER PICKS

Throughout his six NFL seasons, Duron Harmon has shown a knack for notching late-game interceptions. Of his 18 career picks, 12 have come in the fourth quarter, with six of those occurring during the final two minutes of the game. Harmon leads the NFL in fourth-quarter interceptions since 2013.

### FOURTH-QUARTER INTERCEPTIONS

Date	Opponent	Result
10/27/13	vs. Miami	W, 27-17
11/03/13	vs. Pittsburgh	W, 55-31
01/10/15*	vs. Baltimore	W, 35-31
09/10/15	vs. Pittsburgh	W, 28-21
10/29/15	vs. Miami	W, 36-7
09/18/16	vs. Miami	W, 31-24
01/14/17*	vs. Houston	W, 34-16
09/24/17	vs. Houston	W, 36-33
11/26/17	vs. Miami	W, 35-17
12/17/17	at Pittsburgh	W, 27-24
12/02/18	vs. Minnesota	W, 24-10
12/16/18	at Pittsburgh	L, 10-17

### INTERCEPTIONS IN THE FINAL TWO MINUTES OF A GAME

Date	Opponent	Time Remaining
10/27/13	vs. Miami	0:55
01/10/15*	vs. Baltimore	1:46
09/18/16	vs. Miami	0:09
09/24/17	vs. Houston	0:03
11/26/17	vs. Miami	1:54
12/17/17	at Pittsburgh	0:09

\* Playoff Game

### MOST FOURTH-QUARTER INTERCEPTIONS SINCE 2013 (INCLUDING PLAYOFFS)

Player	Interceptions
Duron Harmon	12
Richard Sherman	11
Harrison Smith	10

### HARMON INTERCEPTION NOTES:

- Ten of 15 occurred in the fourth quarter. (12-of-18 including postseason)
- Five of 15 occurred in the final two minutes of the game (6-of-18 including postseason).
- Five of 15 occurred in the end zone (6-of-18 including postseason).
- Eight of 15 occurred inside the Patriots red zone (11-of-18 including postseason).
- Twelve of 15 occurred inside the Patriots 35-yard line (15-of-18 including postseason).
- Five of 15 have occurred against Miami (4-of-5 against Ryan Tannehill).
- Ten of 15 have occurred against either Miami or Pittsburgh.
- Ten of 15 have occurred at Gillette Stadium (12-of-18 including postseason).





# PATRIOTS DEFENSIVE NOTES

## HARMON PICKS ON PITTSBURGH

DB Duron Harmon intercepted two passes against Pittsburgh (12/16/18). Harmon now has five interceptions in six regular-season games against the Steelers, tied for the most interceptions against a single opponent since 2013. He also has five interceptions against Miami since 2013.

## MOST INTERCEPTIONS AGAINST A SINGLE OPPONENT (SINCE 2013)

Player	Opponent	Interceptions
Duron Harmon	Pittsburgh	5
Duron Harmon	Miami	5
Reggie Nelson	Pittsburgh	5

\*15 tied at 4

## LB DONT'A HIGHTOWER



### WEARING BRUSCHI'S JERSEY #54

As a first round draft pick, Dont'a Hightower is used to high expectations. Hightower went to training camp with jersey #45 but was switched to jersey #54 prior to the start of his rookie year in 2012. Former LB Tedy Bruschi wore #54 for 13 seasons.

Hightower understands the importance of the number and hopes to live up to its legacy. "I definitely feel honored to be able to wear this number," Hightower said. "I've read that Tedy didn't want it to be retired and he hoped another linebacker would come in and be able to wear this number and be able to play as well. I feel honored. Tedy was a great player, and he means a lot to this organization. I'm definitely proud to be able to wear this number."

## WINNER ON MULTIPLE LEVELS

Dont'a Hightower (three Super Bowl championships and two national titles at Alabama) and Russell Maryland (two national championships at Miami and three Super Bowl Championships with Dallas) are the only two players in NFL history with at least two national championships and two Super Bowl wins.

## DB DEVIN McCOURTY

### WHAT TO WATCH FOR IN 2019

- Devin and Jason McCourty and Shaquem and Shaquil Griffin, both sets of twins, are the only NFL teams that feature teammate brothers this season.

### 2019 ACCOMPLISHMENTS

- McCourty intercepted QB Ben Roethlisberger in the win over Pittsburgh (9/8) for his 22nd career interception. He is now tied with Asante Samuel for 10th all-time on the franchise interception list.

### MCCOUR-TD

DB Devin McCourty's 84-yard interception return for a touchdown in the win at Buffalo on Oct. 29, 2018 was his first career interception return for a touchdown and the ninth-longest in team history. The pick-six was McCourty's second career score. His first touchdown came on a 104-yard kickoff return vs. the New York Jets on Oct. 21, 2012.

### DOUBLE TROUBLE

After being selected by the Patriots in the first round of the 2010 NFL Draft, CB Devin McCourty became part of a select group in league history. McCourty's identical twin brother, Jason, joined the Patriots in the 2018 offseason. The two became the 12th set of twins to play in the NFL. In the season opener, Devin and Jason became the first set of twins to play together on the same NFL team since 1926 when Gene and Tom Golsen suited up together for the Louisville Colonels. Shaquill and Shaquem Griffin of the Seattle Seahawks also accomplished this unique occurrence on Kickoff Weekend. New England also had twins on the team in 2017, with TE Jacob Hollister on the roster and WR Cody Hollister on the practice squad. Jacob



was on the roster again in 2018 and Cody was on the non-football/injury list.

Devin and Jason were cornerbacks in the Rutgers secondary from 2005-08. Devin redshirted for the 2005 season and was a year behind his brother in eligibility. Devin became the second twin to suit up for the Patriots, after CB Kato Serwanga was a member of the team from 1998-2000. His twin brother, Jason, played for San Francisco and Minnesota from 1999-2001. According to McCourty's mother, the two can only be told apart by tiny scars on their faces left by chickenpox.

### MCCOURTY GOES LONG

McCourty had a 104-yard kickoff return for a touchdown vs. N.Y. Jets (10/21/12), the second longest kickoff return in team history. Ellis Hobbs has the longest in team history with a 108-yard return for a touchdown at N.Y. Jets on Sept. 9, 2007. McCourty was named AFC Special Teams Player of the Week for his performance.

### LONGEST KICKOFF RETURN IN PATRIOTS HISTORY

Ellis Hobbs	108TD at N.Y. Jets (09/09/07)
Devin McCourty	104TD vs. N. Y. Jets (10/21/12)

### IN GOOD COMPANY

McCourty earned Associated Press All-Pro Second Team honors at safety in 2013 and 2016. He also earned Second Team All-Pro Honors as a rookie in 2010 when he played cornerback. McCourty joined Pro Football Hall of Famers Rod Woodson and Ronnie Lott as the only NFL players to earn All-Pro honors at both safety and cornerback.

### BROTHERS IN ARMS

Devin and twin brother Jason McCourty have seen first-hand the effects of sickle cell disease. Both their aunt and uncle lived with the disease while their father carried the trait. Devin and Jason partnered with Embrace Kids Foundation to form their own "Tackle Sickle Cell" campaign aiming to educate the public, increase blood donations and raise money and awareness for the fight against sickle cell disease. Devin's work with the local Boston Children's Hospital has helped advance research of the disease with doctors now as close as they've ever been to a cure.

## LB KYLE VAN NOY


### VAN NOY SCORES TWICE IN 2018

LB Kyle Van Noy recovered a fumble and returned it 46 yards for a touchdown in the regular-season finale win over N.Y. Jets (12/30/18). It marked his second touchdown of the season. He returned a blocked punt 29-yards for a touchdown at Chicago (10/21/18), becoming the first Patriots player with two non-offensive touchdowns in a season since DB Kyle Arrington scored two touchdowns in 2014.

## K STEPHEN GOSTKOWSKI

### WHAT TO WATCH FOR IN 2019

- If Stephen Gostkowski leads the NFL in scoring in 2019, he will set the NFL mark for most seasons leading the NFL in scoring with six, moving past Don Hutson (five) and Gino Cappelletti (five in the AFL). Gostkowski has led the NFL in scoring in 2008, 2012-14 and 2015.
- In 2015, Gostkowski became the first NFL player with four seasons of 150 or more points. He added his fifth season of 150 or more points in 2017 and can add to that number in 2019.
- Gostkowski (5) needs one more 30-field goal season in 2019 to tie Justin Tucker (6) for the most seasons with 30 or more field goals.
- Gostkowski has led the NFL in field goals three times (2008 and 13-14) and if he leads the NFL in field goals in 2019, he will join Lou Groza (five), Jack Mander (four), Ward Cuff (four) and Mark Moseley (four) as the only NFL players to lead the NFL in field goals in at least four seasons.
- Gostkowski (1,743) enters the 2019 season 12th on the NFL's all-time scoring list.
- Gostkowski (205) is second all-time in postseason points, behind Adam Vinatieri (238) and will look to add to those numbers in 2019.
- Gostkowski is tied for second with David Akers on the NFL's all-time postseason list with 39 field goals behind Adam Vinatieri (56).
- Gostkowski (367) is 15th on the NFL's all-time field goal list.
- Gostkowski is tied with Mike Lodish for second all-time with six Super Bowls played, behind the nine Super Bowls by Tom Brady.
- Gostkowski is third all-time with 33 points in the Super Bowl, behind the 48 by Jerry Rice and the 34 by Adam Vinatieri.
- Gostkowski has played in 28 career postseason games, fourth all-time behind Tom Brady (40), Adam Vinatieri (32) and Jerry Rice (29).
- Gostkowski is tied with Adam Vinatieri for the most field goals in Super Bowl history with seven.



### FRANCHISE SCORING LEADER

Gostkowski became the Patriots all-time leader in points vs. Miami on Dec. 14, 2014, passing Adam Vinatieri.

### PATRIOTS ALL-TIME LEADING SCORERS

Player	Points
Stephen Gostkowski .....	1,758
Adam Vinatieri .....	1,158
Gino Cappelletti .....	1,130

### SCORING LEADER I

Gostkowski is the only NFL player with five 150-point seasons.

### PATRIOTS RECORD FOR MOST POINTS IN A SEASON

Player	Year	Points
Stephen Gostkowski .....	2013 .....	158
Stephen Gostkowski .....	2017 .....	156
Stephen Gostkowski .....	2014 .....	156
Gino Cappelletti .....	1964 .....	155 (includes 7 TDs)
Stephen Gostkowski .....	2012 .....	153
Stephen Gostkowski .....	2015 .....	151
Stephen Gostkowski .....	2008 .....	148
Gino Cappelletti .....	1961 .....	147

### SCORING LEADER II

#### NFL RECORD FOR MOST POINTS BY A KICKER IN A SINGLE SEASON

Player	Team	Year	Points
David Akers	San Francisco	2011	166
Gary Anderson	Minnesota	1998	164
Jeff Wilkins	St. Louis	2003	163
Mark Moseley	Washington	1983	161
Stephen Gostkowski	New England	2013	158
Matt Bryant	Atlanta	2016	158
Greg Zuerlein	L.A. Rams	2017	158
Mike Vanderjagt	Indianapolis	2003	157
Stephen Gostkowski	New England	2017	156
Stephen Gostkowski	New England	2014	156
Stephen Gostkowski	New England	2012	153
Stephen Gostkowski	New England	2015	151

### NFL ALL-TIME SCORING LEADERS

Gostkowski ranks 12th in points scored in NFL history.

Player	Team(s)	Years	Points
1. Adam Vinatieri	NE/IND	1996-present	2,604
2. Morten Andersen	NO/ATL/NYG/KC/ATL	1982-2007	2,544
3. Gary Anderson	PIT/PHI/SF/MIN/TEN	1982-2004	2,434
4. Jason Hanson	Detroit	1992-2012	2,150
5. John Carney	TB/SD/NO/NYG	1988-2010	2,062
6. Matt Stover	CLE/BAL/IND	1991-2010	2,004
7. George Blanda	CHI/BLT/HOU/OAK	1949-75	2,002
8. Jason Elam	DEN/ATL	1993-2009	1,983
9. John Kasay	SEA/CAR/NO	1991-2011	1,970
10. Sebastian Janikowski	OAK/SEA	2000-2018	1,913
11. Phil Dawson	CLE/SF/ARZ	1999-2018	1,847
12. Stephen Gostkowski	New England	2006-present	1,758
13. Norm Johnson	SEA/ATL/PIT/PHI	1982-99	1,736
14. David Akers	WAS/PHI/SF/DET	1998-2013	1,721
15. Matt Bryant	NYG/TB/ATL	2002-present	1,717
16. Nick Lowery	NE/KC/NYJ	1978-96	1,711
17. Jan Stenerud	KC/GB/MIN	1967-85	1,699
18. Ryan Longwell	GB/MIN	1997-2011	1,687
19. Eddie Murray	DET/KC/TB/DAL/PHI/WAS/MIN	1980-2000	1,594
20. Al Del Greco	GB/STL/PHO/HOU/TEN	1984-2000	1,584

### GOSTKOWSKI GOES LONG

Gostkowski kicked a franchise record 62-yard field goal against Oakland in Mexico City (11/19/17). It was the 19th field goal of 60 or more yards in NFL history.

### LONGEST FIELD GOALS IN NFL HISTORY

Player	Team	Opponent	Date	Distance
Matt Prater	DEN	vs. TEN	12/08/13	64
Tom Dempsey	NO	vs. DET	11/08/70	63
Jason Elam	DEN	vs. JAX	10/25/98	63
Graham Gano	CAR	vs. NYG	10/07/18	63
Sebastian Janikowski	OAK	at DEN	09/12/11	63
David Akers	SF	vs. GB	09/09/12	63
Stephen Gostkowski	NE	at OAK	11/19/17	62
Matt Bryant	TB	vs. PHI	10/22/06	62

### LONGEST FIELD GOALS IN PATRIOTS HISTORY

Player	Opponent	Date	Distance
Stephen Gostkowski	at OAK	11/19/17	62
Stephen Gostkowski	vs. CAR	10/01/17	58
Stephen Gostkowski	at DAL	10/11/15	57
Adam Vinatieri	at CHI	11/10/02	57
Adam Vinatieri	at STL	12/13/98	55
Matt Bahr	at MIA	11/12/95	55

### MOST FIELD GOALS IN PATRIOTS HISTORY

Gostkowski moved past Adam Vinatieri (263) in 2015 to become the Patriots all-time leader with 371 career field goals.

### ALL-TIME PATRIOTS FIELD GOAL LEADERS

Stephen Gostkowski .....	371
Adam Vinatieri .....	263
Gino Cappelletti .....	176
John Smith .....	128





# PATRIOTS SPECIAL TEAMS NOTES

## CONSECUTIVE EXTRA POINTS

Gostkowski owns the NFL record for most consecutive extra points made in the regular season.

### MOST CONSECUTIVE (KICKING) PATS

Player	Team(s)	Years	Consec. XPs
Stephen Gostkowski	New England	2006-16	478
Matt Stover	BAL/IND	1996-2009	422
Jason Elam	Denver	1993-2002	371
Jeff Wilkins	St. Louis	1999-2007	371
Jay Feely	ATL/NYG/MIA/ NYJ/ARZ/CHI	2002-14	360

## EVEN STEPHEN

Gostkowski has connected on 87.5 percent of his regular-season field-goal attempts in his career, the best percentage in Patriots history. Additionally, Gostkowski's 87.5 field goal percentage is third among NFL kickers all-time.

### PATRIOTS ALL-TIME LEADERS / FIELD GOAL PCT. (MINIMUM 50 ATTEMPTS)

Player	Years	FGM	FGA	Pct.
Stephen Gostkowski	2006-19	371	424	87.5
Adam Vinatieri	1996-05	263	321	81.9
Matt Bahr	1993-95	55	72	76.4

### NFL ALL-TIME LEADERS / FIELD GOAL PCT. (MINIMUM 50 ATTEMPTS)

Player	Team(s)	Years	FGM	FGA	Pct.
Justin Tucker	Baltimore	2012-present	238	264	90.2
Robbie Gould	CHI/NYG/SF	2005-present	361	412	87.6
Stephen Gostkowski	New England	2006-present	371	424	87.5
Dan Bailey	DAL/MIN	2011-present	207	239	86.6
Steven Hauschka	BAL/SEA/BUF	2008-present	243	281	86.5
Mike Vanderjagt	IND/DAL	1998-2006	230	266	86.5
Matt Bryant	NYG/MIA/IND/TB/ATL	2002-present	388	450	86.2
Nate Kaeding	SD/MIA	2004-12	181	210	86.2
Josh Lambo	SD/JAC	2015-present	92	107	86.0
Kai Forbath	WAS/NO/MIN	2012-17	120	140	85.7
Rob Bironas	Tennessee	2005-13	239	279	85.7

## GOSTKOWSKI OWNS TEAM MARK

Gostkowski scored at least one point in 142 straight games, a franchise record. He set the new record in a win vs. Denver on Nov. 24, 2013. The record ended in the shutout loss vs. Buffalo on Oct. 2, 2016.

### PATRIOTS RECORD FOR MOST CONSECUTIVE GAMES SCORED

Player	Dates	Consec. Games Scored
Stephen Gostkowski	12/17/06 to 10/02/16	142
Adam Vinatieri	11/24/96 to 12/29/02	101
John Smith	09/28/75 to 10/02/80	101

## 1,000-POINT BENCHMARK

Gostkowski (1,758) reached the 1,000 point mark in only his 119th career game in 2013. He is the only kicker in NFL history to reach 1,000 career points in fewer than 120 career games played.

### KICKERS TO REACH 1,000 POINTS IN FEWEST GAMES

Player	Team	Games to 1,000 Points
Stephen Gostkowski	New England	119
Mike Vanderjagt	Indianapolis	126
Jason Elam	Denver	132
Ryan Longwell	Green Bay	136
Jan Stenerud	Kansas City	136

## PROLIFIC SCORING AVERAGE

Gostkowski is ranked first in NFL history with an 8.7 points per game average.

### NFL RECORD FOR AVERAGE POINTS PER GAME

Player	Team(s)	Points Per Game
Stephen Gostkowski	New England	8.7
Justin Tucker	Baltimore	8.5
Mike Vanderjagt	IND/DAL	7.9
Nate Kaeding	SD/MIA	7.8
Mason Crosby	Green Bay	7.6
Dan Bailey	DAL/MIN	7.6

## FIVE-TIME LEAGUE LEADER

Gostkowski led the NFL in scoring for the fourth straight season in 2015 with 151 points. He also led the NFL with 156 points in 2014, 158 points in 2013, 153 points in 2012 and 148 points in 2008. He joined Don Hutson and Gino Cappelletti as the only players to lead the NFL in scoring five times.

### NFL RECORD FOR MOST SEASONS LEADING THE LEAGUE IN SCORING

Player	Team	Years	Seasons
Stephen Gostkowski	New England	5	2008, 12-15
Gino Cappelletti	New England	5	1961, 63-66
Don Hutson	Green Bay	5	1940-44
Earl Clark	POR/DET	3	1932, 35-36
Pat Harder	Chicago Cardinals	3	1947-49
Paul Hornung	Green Bay	3	1959-61

## GOSTKOWSKI GAME WINNERS

Gostkowski has eight career regular-season game-winning kicks and one in the playoffs.

### GOSTKOWSKI'S CAREER GAME-WINNING FIELD GOALS

Time Left	Distance	Final Score	OPP	Date
0:03 4th	28	43-40	KC	10/14/18
3:44 4th	32	23-21	@ ARI	09/11/16
0:01 4th	54	27-16	@ NYG	11/15/15
3:12 4th	53	34-31	@ HOU	12/01/13
1:56, OT	31	34-31	DEN	11/24/13
0:05, 4th	35	23-21	@ BUF	09/08/13
1:56, OT	35	23-20	BAL	10/17/10
11:02 OT	48	29-26	NYJ	10/21/12
1:10, 4th	31	24-21	@ SD	01/14/07*

\*Postseason

## GOSTKOWSKI DRILLS 350TH FG

Gostkowski's 39-yard field goal vs. Kansas City (10/14/18) was the 350th of his career. He is one of 20 NFL players to reach 350 career field goals.

### MOST FIELD GOALS AMONG ACTIVE NFL KICKERS

Player	Team(s)	Field Goals
Adam Vinatieri	NE/IND	583
Matt Bryant	NYG/IND/MIA/TB/ATL	388
Stephen Gostkowski	New England	371
Robbie Gould	CHI/NYG/SF	361

## GOSTKOWSKI BREAKS HIS OWN TEAM RECORD

Gostkowski set a Patriots franchise record with 38 field goals in 2013 and now owns the top six field goal seasons in team history.

### MOST FIELD GOALS MADE IN A PATRIOTS SEASON

Player	Year	Field Goals
Stephen Gostkowski	2013	38
Stephen Gostkowski	2017	37
Stephen Gostkowski	2008	36
Stephen Gostkowski	2014	35
Stephen Gostkowski	2015	33
Tony Franklin	1986	32
Adam Vinatieri	2004	31
Adam Vinatieri	1998	31



# PATRIOTS SPECIAL TEAMS NOTES

## ON THE MARK

Gostkowski made 92.5 percent (37-of-40) of his field goals in 2017. He is now tied with Adam Vinatieri for the most seasons in NFL history with a 90 percent conversion rate with five.

### PATRIOTS BEST FIELD GOAL PCT./SEASON (MINIMUM 30 ATTEMPTS)

Player	Year	FGM	FGA	Pct.
Stephen Gostkowski	2014	35	37	94.6
Adam Vinatieri	2004	31	33	93.9
Stephen Gostkowski	2013	38	41	92.7
Stephen Gostkowski	2017	37	40	92.5
Stephen Gostkowski	2015	33	36	91.7
Stephen Gostkowski	2008	36	40	90.0
Adam Vinatieri	2002	27	30	90.0

## MOST 50-YARD FIELD GOALS IN TEAM HISTORY

Gostkowski has the most 50-yard field goals in New England history.

### PATRIOTS RECORD FOR MOST 50-YARD FIELD GOALS

Player	Years	FGM	FGA	Pct.
Stephen Gostkowski	2006-18	25	35	71.4
Adam Vinatieri	1996-2005	8	17	47.1
Tony Franklin	1984-87	3	6	50.0

## 30-PLUS FIELD GOAL SEASONS

Gostkowski is one of five players in NFL history to make 30 or more field goals in five seasons after reaching 37 field goals in 2017.

### MOST 30 FIELD GOAL SEASONS

Player	Team(s)	30-FG Seasons	Years
Justin Tucker	Baltimore	6	2012-13, 15-17-18
Stephen Gostkowski	New England	5	2008, 13-15, 17
Robbie Gould	CHI/SF	5	2006-07, 15, 17-18
David Akers	SF/PHI	5	2002, 08-11
John Carney	NYG/NO/SD	5	1993-94, 99, 2002, 08
Adam Vinatieri	NE/IND	4	1998, 2004, 13-14
Jay Feely	ATL/NYG/NYJ/ARZ	4	2002, 05, 09, 13
Matt Stover	Baltimore	4	2000-01, 03, 05

## FOURTH-MOST FGs IN A SEASON

### MOST FIELD GOALS MADE IN A SEASON IN NFL HISTORY

Player	Team	Year	Field Goals
David Akers	San Francisco	2011	44
Neil Rackers	Arizona	2005	40
Olindo Mare	Miami	1999	39
Robbie Gould	San Francisco	2017	39
Jeff Wilkins	St. Louis	2003	39
Stephen Gostkowski	New England	2013	38
Harrison Butker	Kansas City	2017	38
Greg Zuerlein	L.A. Rams	2017	38
Justin Tucker	Baltimore	2016	38
Justin Tucker	Baltimore	2013	38

## KICKING A CAREER HIGH

Gostkowski made five field goals vs. Cincinnati (10/05/14), setting a new single-game career high. Gostkowski's five field goals tied the second-highest single-game total in Patriots history, trailing only Gino Cappelletti's six successful field goals on Oct. 4, 1964. He matched that total with five field goals in the win vs. Kansas City (10/14/18).

## TWO FROM 50-PLUS

Gostkowski drilled a team-record 62-yard field goal and a 51-yarder in Mexico City against Oakland on Nov. 19, 2017. It was the third time that he made two field goals of 50-plus yards in a single game. He drilled a 51-yard field goal and a 53-yarder vs. Arizona (09/16/12) and connected on two 53-yard field goals at Houston (12/01/13). He is the only Patriot to have two 50-yard field goals in the same game.

## GOSTKOWSKI PLAYOFF NOTES

### GOSTKOWSKI PILING ON

Gostkowski is the Patriots all-time leading scorer in the postseason and ranks second for the most postseason points all-time.

### MOST KICKING POINTS IN NFL POSTSEASON HISTORY

Player	Team(s)	Points
Adam Vinatieri	NE/IND	238
Stephen Gostkowski	New England	205
David Akers	PHI/SF	175
Gary Anderson	PIT/PHI/SF/MIN/TEN	153
Mason Crosby	Green Bay	137
George Blanda	CHI/HOU/OAK	115
Matt Stover	CLE/BAL/IND	106
Matt Bahr	PIT/CLE/NYG/NE	103

### MOST FIELD GOALS IN NFL POSTSEASON HISTORY

Player	Team(s)	Field Goals
Adam Vinatieri (32 games)	NE/IND	56
Stephen Gostkowski (28 games)	New England	39
David Akers (24 games)	PHI/SF	39
Gary Anderson (22 games)	PIT/PHI/SF/MIN/TEN	32
Mason Crosby (18 games)	Green Bay	26

### MOST POINTS IN NFL POSTSEASON HISTORY

Player	Team(s)	Points
Adam Vinatieri	NE/IND	238
Stephen Gostkowski	New England	205
David Akers	PHI/SF	175
Gary Anderson	PIT/PHI/SF/MIN/TEN	153
Mason Crosby	Green Bay	137
Jerry Rice	SF/OAK	132
Emmitt Smith	DAL	126
Thurman Thomas	Buffalo	126
George Blanda	CHI/HOU/OAK	115
Matt Stover	CLE/BAL/IND	106

### PLAYOFF SCORING STREAK

Gostkowski has now kicked at least one point in 28 straight postseason games, second all-time in NFL postseason history.

### MOST CONSECUTIVE GAMES SCORING/POSTSEASON

Player	Team(s)	Consec. Gms Scoring
Adam Vinatieri	NE/IND	32
Stephen Gostkowski	New England	28
David Akers	PHI/SF	24

### GOSTKOWSKI TIES SUPER RECORD

Gostkowski kicked two field goals in Super Bowl LIII and now is tied with Adam Vinatieri for the most field goals in Super Bowl history with seven.

### GOSTKOWSKI PILING ON

Gostkowski has now played in 28 playoff games. Only Tom Brady (40), Adam Vinatieri (32) and Jerry Rice (29), have appeared in more postseason games.

### MOST GAMES PLAYED IN NFL POSTSEASON HISTORY

Player	Team(s)	Games Played
Tom Brady	New England	40
Adam Vinatieri	NE/IND	32
Jerry Rice	SF/OAK/SEA	29
Stephen Gostkowski	New England	28
D.D. Lewis	Dallas	27
Peyton Manning	IND/DEN	27
Larry Cole	Dallas	26
Bill Romanowski	SF/PHIL/DEN/Oak	26

### GOSTKOWSKI PLAYED IN SIXTH SUPER BOWL

By appearing in Super Bowl LIII, Gostkowski played in his sixth Super Bowl. He tied Mike Lodish (four with Buffalo and two with Denver) for the second-most Super Bowls played, behind the nine by Tom Brady.

### GOSTKOWSKI THIRD IN SUPER BOWL POINTS

Gostkowski scored nine points to push his total to 33 Super Bowl points, the third-most in Super Bowl history.

### SUPER BOWL ALL-TIME LEADING SCORERS

Player	Points
Jerry Rice	48
Adam Vinatieri	34
Stephen Gostkowski	33
Emmitt Smith	30
James White	26



# PATRIOTS REFERENCE NOTES

## NINE STRAIGHT 11-WIN SEASONS

The Patriots have won 11 games 20 times in team history, including a current streak of and NFL-record nine consecutive years dating back to 2010. The Patriots have had 11 or more wins 16 times in Robert Kraft's 25 seasons of ownership after having only four 11-win seasons prior to Kraft purchasing the team (1976, 78, 85-86).

### MOST 11-WIN SEASONS SINCE 1970 MERGER

Team	11+ Win Seasons
New England.....	20
Dallas.....	17
Pittsburgh.....	17
Denver.....	15
San Francisco.....	15

### MOST CONSECUTIVE 11-WIN SEASONS

Team	Years	Consec. Seasons w/11+ Wins
New England .....	2010-18 .....	9
Indianapolis.....	2003-09 .....	7
Dallas.....	1976-81 .....	6
San Francisco.....	1994-98 .....	5

## DIVISIONAL DOMINANCE

The Patriots have the highest winning percentage vs. division opponents from November until the end of the season since 2002.

### TOP LATE-SEASON WINNING PERCENTAGE VS. DIVISION OPPONENTS SINCE 2002

Team	W	L	T	Pct.
New England	45	13	0	.776
Indianapolis	45	16	0	.738
Pittsburgh	47	18	0	.723
Green Bay	41	22	1	.648
Seattle	38	21	0	.644

## TOP-10 OFFENSE

Since the 1970 merger, the Patriots offense has finished in the top 10 a total of 23 times, including 13 times under Bill Belichick. The 2018 Patriots finished 5th in the NFL with 393.4 yards per game.

### TOP-10 OFFENSE UNDER BILL BELICHICK

Year	Rank	Yards per Game
2018 .....	5 .....	393.4
2017 .....	1 .....	394.2
2016 .....	4 .....	386.3
2015 .....	6 .....	374.4
2013 .....	7 .....	384.5
2012 .....	1 .....	427.9
2011 .....	2 .....	428.0
2010 .....	8 .....	363.8
2009 .....	3 .....	397.3
2008 .....	5 .....	365.4
2007 .....	1 .....	411.3
2005 .....	7 .....	352.0
2004 .....	7 .....	411.3

## TOP OFFENSE

The Patriots had finished in the top 10 in offense for seven straight seasons (2007-13), second only to the 11 straight by New Orleans (2006-16). The NFL record for the most consecutive seasons finishing with a top-10 offense since the merger in 1970 is the San Francisco 49ers with 15 (1982-96).

## FORCING THE ISSUE

The Patriots lead the NFL with a plus-205 turnover margin since the 1994 season.

### NFL TURNOVER MARGIN SINCE 1994

New England.....	+205
Kansas City .....	+149
Green Bay .....	+98

## STRONG IN THE SECOND HALF

Since 2001, the Patriots have done a remarkable job of finishing the season strong, compiling an NFL-best 112-31 (.783) record in games on or after Thanksgiving.

### PATRIOTS BEFORE AND AFTER THANKSGIVING SINCE 2001

Season	Pre-Thanksgiving	Post-Thanksgiving	Overall
2001	5-5 (.500)	9-0 (1.000)	14-5*
2002	6-5 (.545)	3-2 (.600)^	9-7
2003	9-2 (.818)	8-0 (1.000)	17-2*
2004	9-1 (.900)	8-1 (.889)	17-2*
2005	6-4 (.600)	5-3 (.625)	11-7*
2006	7-3 (.700)	7-2 (.777)	14-5*
2007	10-0 (1.000)	8-1 (.889)	18-1*
2008	7-4 (.636)	4-1 (.800)	11-5
2009	7-3 (.700)	3-4 (.429)	10-7*
2010	8-2 (.800)	6-1 (.857)^	14-3*
2011	7-3 (.700)	8-1 (.889)	15-4*
2012	7-3 (.700)	6-2 (.750)^	13-5*
2013	8-3 (.727)	5-2 (.833)	13-5*
2014	9-2 (.818)	6-2 (.750)	15-4*
2015	10-0 (1.000)	3-5 (.375)	13-5*
2016	8-2 (.800)	9-0 (1.000)	17-2*
2017	8-2 (.800)	7-2 (.777)	15-4*
2018	7-3 (.700)	7-2 (.778)	14-5*
<b>Totals</b>	<b>138-47 (.746)</b>	<b>112-31 (.783)</b>	<b>250-78</b>

\*Includes playoffs

^Includes games played on Thanksgiving

### BEST RECORDS ON OR AFTER THANKSGIVING SINCE 2001 (INCLUDING PLAYOFFS)

Team	W	L	T	Pct.
New England	112	31	0	.783
Pittsburgh	87	42	0	.674
Green Bay	78	50	0	.609
Indianapolis	76	49	0	.608
Seattle	77	51	0	.602

# Gillette STADIUM

## SHARP AT GILLETTE

The Patriots concluded a 20-game home winning streak with a 20-16 win over Dallas on Oct. 16, 2011. It was the longest home win streak in team history. The Patriots own an overall record of 116-21 (.847) at Gillette Stadium in regular season games. The NFL record for most consecutive home victories is 27, achieved by Miami from 1971-74.

### HIGHEST HOME WINNING PERCENTAGE SINCE 1970 (MINIMUM 25 GAMES)

Team	Stadium	W-L-T	Win Pct.
New England	Gillette Stadium	116-21-0	.847
Miami	Orange Bowl	101-22-1	.819
Minnesota	Metropolitan Stadium	64-23-1	.733
Pittsburgh	Heinz Field	104-39-1	.726
Pittsburgh	Three Rivers Stadium	169-67-0	.716
Seattle	Century Link	96-41-0	.701

### LONGEST HOME WINNING STREAK/PATRIOTS HISTORY (REGULAR SEASON ONLY)

Streak	First Win	Last Win
20 .....	Dec. 21, 2008 .....	Oct. 16, 2011
18 .....	Dec. 29, 2002 .....	Sept. 8, 2005
16 .....	Dec. 30, 2012 .....	Dec. 28, 2014
<b>14 .....</b>	<b>Oct. 22, 2017 .....</b>	<b>Present</b>
12 .....	Nov. 26, 2006 .....	Sept. 7, 2008
10 .....	Sept. 18, 1976 .....	Oct. 30, 1977



## TEAM RANKINGS

During the past 18 seasons, the Patriots defense has consistently ranked higher in points allowed than in yards allowed. The only exceptions came in 2004 and 2015.

### PATRIOTS DEFENSIVE RANKINGS SINCE 2000

Year	Avg. Points Allowed	Avg. Yds Allowed
2018	20.3 (7)	359.1 (21)
2017	18.5 (5)	366.0 (29)
2016	15.6 (1)	326.4 (8)
2015	19.7 (10)	339.4 (9)
2014	19.5 (8)	344.1 (13)
2013	21.1 (10)	373.1 (26)
2012	20.7 (9t)	373.3 (25)
2011	21.4 (15)	411.1 (31)
2010	19.6 (8)	365.5 (25)
2009	17.8 (5)	320.2 (11)
2008	19.3 (8)	309.0 (10)
2007	17.1 (4)	288.3 (4)
2006	14.8 (2)	294.4 (6)
2005	21.1 (17)	330.2 (26)
2004	16.3 (2t)	310.6 (9)
2003	14.9 (1)	291.6 (7)
2002	21.6 (17)	336.1 (23)
2001	17.0 (6)	334.5 (24)
2000	21.1 (17)	334.6 (20)

## IN A RUSH FOR THE END ZONE

Since 2003, the Patriots are the only team to average at least one rushing touchdown per game. The Patriots have 278 rushing touchdowns in 255 games.

### RUSHING TOUCHDOWNS SINCE 2003 (REGULAR SEASON ONLY)

Team	Rush TDs since 2003
New England	278
Kansas City	254
New Orleans	251
Carolina	246
Minnesota	240

## HISTORIC SCORING CLIP

The Patriots had a historic scoring output over a three-game span in October and November 2014. New England tied a team record by scoring 40 or more points in three consecutive games from Oct. 26 to Nov. 16. The Patriots also scored 40 or more in three straight games in 2007. The Patriots have scored 40 or more points 62 times in team history, including 35 times since Bill Belichick became head coach in 2000, and 19 times since 2010.

## MOST CONSECUTIVE GAMES WITH 40+ POINTS IN PATRIOTS HISTORY

Gm	Year	Game 1	Game 2	Game 3
3	2014	10/26/14 (51-23 v. CHI)	11/02/14 (43-21 v. DEN)	11/16/14 (42-20 @ IND)
3	2007	10/14/07 (48-27 @ DAL)	10/21/07 (49-28 @ MIA)	10/28/07 (52-7 v. WAS)
2	1962	09/21/62 (41-16 v. DEN)	10/06/62 (43-14 @ NYT)	
2	2002	09/15/02 (44-7 @ NYJ)	09/22/02 (41-38 v. KC)	
2	2008	12/14/08 (49-26 @ OAK)	12/21/08 (47-7 v. ARZ)	
2	2010	11/25/10 (45-24 @ DET)	12/06/10 (45-3 v. NYJ)	
2	2012	11/18/12 (59-24 v. IND)	11/22/12 (49-19 @ NYJ)	
2	2015	09/20/15 (40-32 @ BUF)	09/27/15 (51-17 vs. JACK)	

## SCORING FLURRY

The Patriots scored three touchdowns in a 57-second span during the final two minutes of the first half against Chicago on Oct. 26, 2014, turning a 17-7 lead into a 38-7 cushion. It was the fastest three-touchdown flurry in the NFL since the Patriots had three touchdowns in 52 seconds against the New York Jets on Nov. 22, 2012. The Patriots are one of three teams to score three touchdowns in under a minute since the 1970 merger, and are the only team to have achieved the feat twice.

## NFL TEAMS TO SCORE THREE TDS IN LESS THAN ONE MINUTE

Team	Opponent	Date
New England	Chicago	10/26/14
New England	N.Y. Jets	11/22/12
Seattle	Minnesota	09/29/02
Atlanta	Carolina	10/04/98

## HOW THE PATRIOTS SCORED THREE TOUCHDOWNS IN 57 SECONDS:

- Rob Gronkowski caught a 2-yard touchdown pass from Tom Brady with 1:57 left in the first half to make the score 24-7 and cap off a 10-play, 80-yard drive.
- After the Patriots defense forced a three-and-out, a 42-yard Julian Edelman punt return gave New England possession at the Chicago 9-yard line, and Brady found Brandon LaFell for a 9-yard touchdown on the next play to give the Patriots a 31-7 lead with 1:07 left in the first half.
- On the Bears first play following the LaFell touchdown, Zach Moore forced a Jay Cutler fumble that was recovered by Rob Ninkovich and returned for a 15-yard touchdown that gave the Patriots a 38-7 Patriots lead with 55 seconds left in the first half.

## A COMEBACK FOR THE AGES

The Patriots came back from a 24-point deficit to defeat the Broncos, 34-31, in overtime in a Sunday Night Football matchup on Nov. 24, 2013, marking the largest regular-season comeback win in team history, after trailing 24-0 at halftime.

New England's previous best comeback win was from a 23-0 deficit to win, 38-23, vs. Seattle (09/16/84). The Patriots also came back from 22 points down to win at the New York Giants, 23-22 (12/21/96). The Patriots have come from 21 points down to win four times, most recently vs. Buffalo (01/01/12).



# **PATRIOTS** PLAYOFF NOTES

## ALL-TIME PLAYOFF RESULTS

The Patriots have compiled a 37-20 record in their 57 playoff games and their .649 playoff winning percentage is the best in NFL history among teams that have played at least 15 playoff games.

### PATRIOTS PLAYOFF RECORD BY ROUND

Round	Record
First Round*	0-1
Wild Card Round	4-3
Divisional Round	16-6
AFC Championship	11-4
AFL Championship	0-1
Super Bowl	6-5
Total	37-20

\*1982 Strike Season

### ALL-TIME BEST NFL PLAYOFF RECORDS (MINIMUM 15 POSTSEASON GAMES)

Team	Wins	Losses	Win Pct.
New England	37	20	.649
Baltimore	15	9	.625
Green Bay	34	22	.607
San Francisco	30	20	.600
Pittsburgh	36	25	.590
OAK/L.A. Raiders	25	19	.568
Dallas	35	28	.556

### MOST POSTSEASON WINS ALL-TIME

Team	Wins
New England Patriots	37
Pittsburgh Steelers	36
Dallas Cowboys	35
Green Bay Packers	34
San Francisco 49ers	30
Oakland Raiders	25

## PATRIOTS IN THE PLAYOFFS

The Patriots have qualified for the playoffs 26 times in their 59-year history. Twenty of those playoff berths have come in the 25 seasons since Robert Kraft purchased the team in 1994, a dramatic contrast to the six total playoff berths the team earned in its first 34 years of existence. The Patriots have won 21 division crowns, including 16 in the last 18 seasons, and 18 of which have come since Robert Kraft's purchase in 1994.

### PATRIOTS PLAYOFF SEASONS (26)

Year	How Qualified	Seed	Rec.	Result
2018	Division Champions	2	3-0	Super Bowl Champions
2017	Division Champions	1	2-1	AFC Champions
2016	Division Champions	1	3-0	Super Bowl Champions
2015	Division Champions	2	1-1	AFC Championship Game
2014	Division Champions	1	3-0	Super Bowl Champions
2013	Division Champions	2	1-1	AFC Championship Game
2012	Division Champions	2	1-1	AFC Championship Game
2011	Division Champions	1	2-1	AFC Champions
2010	Division Champions	1	0-1	AFC Divisional Round
2009	Division Champions	3	0-1	Wild Card Round
2007	Division Champions	1	2-1	AFC Champions
2006	Division Champions	4	2-1	AFC Championship Game
2005	Division Champions	4	1-1	AFC Divisional Round
2004	Division Champions	2	3-0	Super Bowl Champions
2003	Division Champions	1	3-0	Super Bowl Champions
2001	Division Champions	2	3-0	Super Bowl Champions
1998	Wild Card	6	0-1	Wild Card Round
1997	Division Champions	3	1-1	AFC Divisional Round
1996	Division Champions	2	2-1	AFC Champions
1994	Wild Card	5	0-1	Wild Card Round
1986	Division Champions	3	0-1	AFC Divisional Round
1985	Wild Card	5	3-1	AFC Champions
1982*	16-Team Format	7	0-1	First Round
1978	Division Champions	2	0-1	AFC Divisional Round
1976	Wild Card	4	0-1	AFC Divisional Round
1963	Division Champions	--	1-1	AFL Championship Game

\*Strike Year | Bold indicates Kraft era

37-20 Record

## PLAYOFF BERTHS UNDER KRAFT

New England has qualified for the playoffs 26 times in its 59-year history. The Patriots have earned 20 of those playoff berths in the 25 seasons since Robert Kraft purchased the team in 1994. New England has won 21 division crowns overall (20 AFC East crowns) and has qualified as a Wild Card team on four occasions (1998, 1994, 1985 and 1976).

The Patriots also qualified for the playoffs in 1982 as part of a 16-team tournament following a players' strike.



## ANNUAL ACHIEVEMENT

The Patriots won more than half of their games for the 18th straight year in 2018. They are the first team to win more than half of their games in 18 straight seasons since free agency began in 1993.

The Patriots are also the first team to win more than half of their games in 18 straight seasons since the 1970 AFL-NFL merger, moving past the 49ers (16 straight from 1983-98) and the Cowboys (16 straight from 1970-85).

The Patriots have now won nine or more games in 22 of the 25 seasons Robert Kraft has owned the team.

### MOST CONSECUTIVE WINNING SEASONS (SINCE 1970 NFL MERGER)

Team	Years	Winning Seasons
New England	2001-18	18
San Francisco	1983-98	16
Dallas	1970-85	16
Oakland	1970-80	11

### MOST CONSECUTIVE WINNING SEASONS ALL-TIME

Team	Years	Winning Seasons
Dallas	1966-85	20
New England	2001-18	18
San Francisco	1983-98	16
Oakland	1965-80	16
Chicago	1930-44	15
Green Bay	1934-47	14
Cleveland	1957-69	13

## CONTINUED ADVANCEMENT

### TEAMS TO WIN AT LEAST ONE PLAYOFF GAME IN CONSECUTIVE SEASONS

Team	Years	Consec. Seasons	Wins
New England	2011-18	8	16
Dallas	1991-96	6	12
Seattle	2012-16	5	8
New England	2003-07	5	11
Baltimore	2008-12	5	9
Philadelphia	2000-04	5	7
Green Bay	1993-97	5	9
Oakland	1973-77	5	7

## 2018 AFC EAST CHAMPIONS

The New England Patriots claimed the AFC East Division title for the 10th consecutive season and for the 18th time under Robert Kraft in 2018. New England joined the Atlanta Braves as the only franchises from the NFL, NBA, MLB or NHL to win at least 10 straight division titles. Atlanta won 14 consecutive division championships from 1991-2005.

### DIVISION CHAMPIONSHIPS SINCE 1994

New England	18
Pittsburgh	13
Green Bay	12
Indianapolis	10



# PATRIOTS PLAYOFF NOTES

## PLAYOFF TRENDS SINCE 1970

### PATRIOTS PLAYOFF TRENDS (SINCE 1970 NFL MERGER)

<i>All-Time (36-19)</i>	<i>Record</i>
vs. AFC.....	30-14
vs. NFC.....	6-5
Home.....	23-4
Away.....	7-10
Leading at Halftime.....	27-4
Trailing at Halftime.....	6-13
Tied at Halftime.....	3-2
Leading After 3 Quarters.....	26-4
Tied After 3 Quarters.....	4-0
Trailing After 3 Quarters.....	6-15
Decided by 7 Points or Fewer.....	15-9
Decided by 3 Points or Fewer.....	7-4
When Scoring First.....	27-7
When Not Scoring First.....	9-12
Positive Turnover Ratio.....	22-1
Even Turnover Ratio.....	6-5
Negative Turnover Ratio.....	8-13
Winning or Even Penalty Ratio.....	27-4
Losing Penalty Ratio.....	9-15
With a 100-Yard Rusher.....	11-0
Without a 100-Yard Rusher.....	24-19
With a 100-Yard Receiver.....	19-8
Without a 100-Yard Receiver.....	17-11
When Allowing a 100-Yard Rusher.....	4-5
When Not Allowing a 100-Yard Rusher.....	32-14
When Allowing a 100-Yard Receiver.....	9-8
When Not Allowing a 100-Yard Receiver.....	27-11
With a 300-Yard Passer.....	12-4
Without a 300-Yard Passer.....	24-15
Allowing a 300-Yard Passer.....	8-3
Not Allowing a 300-Yard Passer.....	28-16

## MOST PLAYOFF WINS IN A DECADE

The Patriots have won 16 playoff games so far this decade to set a new record for the most playoff victories by any NFL team in a decade.

### MOST PLAYOFF VICTORIES IN A DECADE

<i>Team</i>	<i>Decade</i>	<i>Playoff Wins</i>	<i>Championships</i>
New England	2010-present	16	2014, 16, 18
New England	2000s	14	2001, 03, 04
Dallas	1970s	14	1971, 77
Pittsburgh	1970s	14	1974-75, 1978-79
San Francisco	1980s	13	1981, 84, 1988-89
Dallas	1990s	12	1992-93, 95
Washington	1980s	11	1982, 87
Buffalo	1990s	10	--
Philadelphia	2000s	10	-
Pittsburgh	2000s	10	2005, 08

## SUSTAINED PLAYOFF SUCCESS

The Patriots won 12 playoff games from 2014-present, the NFL's highest playoff victory total over a five-season span.

### MOST PLAYOFF VICTORIES IN A FIVE-YEAR SPAN

<i>Team</i>	<i>5-Year Span</i>	<i>Playoff Wins</i>	<i>SB Wins</i>
New England	2014-present	12	3
New England	2003-07	11	2
Dallas	1991-95	11	3
Dallas	1992-96	11	3
New England	2013-17	10	2
New England	2001-05	10	3
Pittsburgh	1974-78	10	3
Pittsburgh	1975-79	10	3

## PATS REACH 50 PLAYOFF GAMES

The Patriots are one of five NFL teams with 50 postseason games.

### MOST POSTSEASON GAMES PLAYED

<i>Team</i>	<i>Games Played</i>
Dallas.....	63
Pittsburgh.....	61
<b>New England.....</b>	<b>57</b>
Green Bay.....	56
San Francisco.....	50

## PATRIOTS AT HOME IN THE PLAYOFFS

The Patriots are 23-4 (.852) at home in the playoffs in their history. Twenty-six of the franchise's 27 home playoff games have taken place since Robert Kraft purchased the team 25 years ago. After Kraft bought the team, the Patriots won 11 consecutive home playoff games before experiencing a home loss.

### PATRIOTS AT HOME IN THE PLAYOFFS (23-4)

<i>Date</i>	<i>Round</i>	<i>Opponent</i>	<i>W/L</i>	<i>Score</i>
01/13/19	AFC Divisional	L.A. Chargers	W	41-28
01/21/18	AFC Championship	Jacksonville	W	24-20
01/13/18	AFC Divisional	Tennessee	W	35-14
01/22/17	AFC Championship	Pittsburgh	W	36-17
01/14/17	AFC Divisional	Houston	W	34-16
01/16/16	AFC Divisional	Kansas City	W	27-20
01/18/15	AFC Championship	Indianapolis	W	45-7
01/10/15	AFC Divisional	Baltimore	W	35-31
01/11/14	AFC Divisional	Indianapolis	W	43-22
01/20/13	AFC Championship	Baltimore	L	13-28
01/13/13	AFC Divisional	Houston	W	41-28
01/22/12	AFC Championship	Baltimore	W	23-20
01/14/12	AFC Divisional	Denver	W	45-10
01/16/11	AFC Divisional	N.Y. Jets	L	21-28
01/10/10	AFC Wild Card	Baltimore	L	14-33
01/20/08	AFC Championship	San Diego	W	21-12
01/12/08	AFC Divisional	Jacksonville	W	31-20
01/07/07	AFC Wild Card	N.Y. Jets	W	37-16
01/07/06	AFC Wild Card	Jacksonville	W	28-3
01/16/05	AFC Divisional	Indianapolis	W	20-3
01/18/04	AFC Championship	Indianapolis	W	24-14
01/10/04	AFC Divisional	Tennessee	W	17-14
01/19/02	AFC Divisional	Oakland	W	16-13 (OT)
12/28/97	AFC Wild Card	Miami	W	17-3
01/12/97	AFC Championship	Jacksonville	W	20-6
01/05/97	AFC Divisional	Pittsburgh	W	28-3
12/31/78	AFC Divisional	Houston	L	14-31

## HOME DOMINANCE

The Patriots have a 23-4 (.852) all-time record in home playoff games. The Patriots .852 winning percentage at home in the post-season is first among teams with at least 15 home playoff games and their 23 wins are the most. The Patriots are one of four teams with at least 20 wins at home. Pittsburgh and Dallas have 21 home wins in the postseason, followed by San Francisco (20).

### BEST HOME PLAYOFF RECORDS

<i>Team</i>	<i>Record</i>	<i>Win Pct.</i>
New England.....	23-4.....	.852
Oakland.....	19-5.....	.792
Green Bay.....	18-5.....	.783
Denver.....	17-5.....	.773
Washington.....	13-5.....	.722
Dallas.....	21-9.....	.700
San Francisco.....	20-9.....	.690

## CONSECUTIVE PLAYOFF SEASONS

The Patriots have now made the playoffs for 10 straight seasons (2009-18), setting an NFL record for most consecutive seasons reaching the postseason.

## MOST CONSECUTIVE PLAYOFF SEASONS IN NFL HISTORY

Team	Consec. Playoff Seasons (Years)
New England.....	10 (2009-18)
Dallas .....	9 (1975-83)
Indianapolis.....	9 (2002-10)
Green Bay .....	8 (2009-16)
Pittsburgh .....	8 (1972-79)
L.A. Rams.....	8 (1973-80)
Dallas .....	8 (1966-73)

## EIGHT STRAIGHT AFC CHAMP. GAMES

The Patriots advanced to the AFC Championship for the eighth straight season in 2018, the most consecutive conference title appearances by an NFL team in history.

## MOST CONSECUTIVE CONFERENCE CHAMPIONSHIP GAME APPEARANCES SINCE 1970 MERGER

Team	Years	Results
New England .....	(8) 2011-18	(5-3) W, L, L, W, L, W, W, W
Oakland .....	(5) 1973-77	(1-4) L, L, L, W, L
Philadelphia .....	(4) 2001-04	(1-3) L, L, L, W
Buffalo Bills .....	(4) 1990-93	(4-0) W, W, W, W
Dallas.....	(4) 1970-73	(2-2) W, W, L, L
Dallas.....	(4) 1992-95	(3-1) W, W, L, W
San Francisco.....	(3) 2011-13	(1-2) L, W, L
Dallas.....	(3) 1980-82	(0-3) L, L, L
Green Bay .....	(3) 1995-97	(2-1) L, W, W
Miami.....	(3) 1971-73	(3-0) W, W, W
Pittsburgh.....	(3) 1974-76	(2-1) W, W, L
San Francisco.....	(3) 1992-94	(1-2) L, L, W
San Francisco.....	(3) 1988-90	(2-1) W, W, L
St. Louis .....	(3) 1974-76	(0-3) L, L, L

## PATRIOTS EARN ANOTHER BYE

The Patriots secured a first round playoff bye in 2018 for the 13th time since 2001 — a feat unmatched by any team in the NFL in the last 18 years.

## MOST PLAYOFF BYES SINCE 2001

Team	Playoff Byes
New England .....	13
Denver .....	5
Pittsburgh.....	5
Atlanta.....	4
Chicago.....	4
Philadelphia.....	4

## MOST BYES SINCE 1990

The Patriots earned a first-round bye in the 2018 NFL playoffs and lead the NFL with 14 first-round byes since the current NFL playoff format was instituted in 1990. The Patriots earned a first-round bye for the ninth consecutive season, becoming the first team in NFL history to do so. Dallas and San Francisco earned four straight byes from 1992-95 and Denver had four straight from 2012-15.

## MOST BYES SINCE 1990

Team	Playoff Byes
New England .....	14
Pittsburgh.....	9
Denver .....	8
San Francisco.....	8

## TITLE TOWN

The Patriots extended their mark to 10 straight division titles in 2018. They join the Atlanta Braves (14) as the only franchises from the NFL, NBA, MLB or NHL to win at least 10 straight division titles. The New York Yankees (1998-06), Colorado Avalanche (1995-03), LA Lakers (1982-90) and Boston Celtics (1957-65) are the teams from the other major four sports that have streaks of nine straight titles.

## MOST CONSECUTIVE DIVISION TITLES

Team	Division	Titles	Years
New England	AFC East	10	2009-18
L.A. Rams	NFC West	7	1973-79
Pittsburgh	AFC Central	6	1974-79
Minnesota	NFC Central	6	1973-78
Dallas	NFL Capitol/NFC East	6	1966-71
Cleveland	American/Eastern Conf.	6	1950-55
New England	AFC East	5	2003-07
Denver	AFC West	5	2011-15
Indianapolis	AFC South	5	2003-07
Dallas	NFC East	5	1992-96
San Francisco	NFC West	5	1986-90
Chicago	NFC Central	5	1984-88
Oakland	AFC West	5	1972-76

The Patriots have won the AFC East for 10 straight seasons, besting the five straight the team won from 2003-07 for the longest streak in AFC East division history. The Patriots have won 16 of the last 18 division crowns. The Patriots have won 18 division titles in the 25 seasons since Robert Kraft bought the team in 1994.

## MOST CONSECUTIVE AFC EAST TITLES

Team	Streak	Years
New England .....	10	2009-18
New England .....	5	2003-07
Buffalo .....	4	1988-91
Miami .....	4	1981, 83-85*
Miami .....	4	1971-74
Baltimore Colts.....	3	1975-77
Buffalo Bills .....	3	1964-66@

\*Due to 1982 strike, the NFL played just a nine-game season and the standings were not divided into divisions that season.

@AFL

## ALL-TIME SUPER BOWL BERTHS

The Patriots advanced to their 11th Super Bowl with a win over Kansas City in the 2018 AFC Championship Game, a total that is the most in NFL history.

## MOST SUPER BOWL APPEARANCES

Team	Super Bowls
New England .....	11
Dallas .....	8
Denver .....	8
Pittsburgh Steelers.....	8
San Francisco 49ers .....	6
GB, NYG, OAK, WAS, MIA.....	5

## WINNING TANDEM

Bill Belichick and Tom Brady are the winningest coach and quarterback tandem in the postseason and continued to build on their success in 2018.

## MOST POSTSEASON APPEARANCES

QB/HC	Playoff Wins
Bill Belichick/Tom Brady.....	30
Chuck Noll/Terry Bradshaw .....	14
Tom Landry/Roger Staubach .....	11



# PATRIOTS FOOTBALL NETWORK

The Patriots Football Network (PFN) is the full portfolio of media offerings from the six-time Super Bowl Champion New England Patriots. PFN provides Patriots content produced both in-house and with media partners spanning print, television, radio and the Internet.

## PATRIOTS ALL ACCESS

The Emmy Award-winning "Patriots All-Access" airs weekly throughout the season on WBZ-TV Channel 4 in Boston and regional affiliates in Hartford, Providence, Springfield, Burlington, Portland and Bangor. "Patriots All-Access" features exclusive behind-the-scenes access and in-depth weekly features on Patriots players and personnel. Hosted by WBZ's Steve Burton, the show features weekly sit-downs with Bill Belichick including the popular "Belestrator" segment where the coach breaks down upcoming opponents with Scott Zolak.

"Patriots All-Access" airs Fridays from 7-8 p.m. on **WBZ-TV** and Sunday from 9-10 a.m. on **myTV38** in Boston. **Check local listings for airtime.**

## PATRIOTS THIS WEEK

Insider information. Passionate debate. Timely analysis. That's what "Patriots This Week" delivers. The show, hosted by Bob Socci with former Patriots Scott Zolak and Matt Chatham, is a fast-paced, half-hour of football talk. From breaking down the previous contest to game planning the next opponent, there's no better way to get ready for football than "Patriots This Week" — every Friday night at 10:30 p.m. on NBC Sports Boston.

## PATRIOTS.COM

### NEWS

Patriots.com features daily updates and exclusive content from the writers of Patriots Football Weekly, offering everything from breaking news to player features and the popular "Unfiltered Q&A" postings.

### VIDEO

The Patriots offer video ready for any device with a screen. Live video includes every Coach Belichick and Tom Brady press conferences, the Dunkin' Donuts pregame and postgame shows and other events such as special episodes of Patriots All-Access and the Patriots Hall of Fame induction ceremony. On demand video ranges from daily news updates, special features, player interviews, game highlights and Patriots Cheerleaders. Video offerings also include exclusive content such as postgame locker room celebrations and "Belichick Breakdowns" where coach gives his unique insight into opponents and plays.

### AUDIO

Live, original radio shows and on demand podcasts produced from the studios at Gillette Stadium are available on Patriots.com, the Patriots app, TuneIn Radio, iTunes and other podcast platforms. The line-up includes "Patriots Unfiltered," the team's flagship show featuring the writers from Patriots.com and "Patriots Playbook" with John Rooke. New for 2019 - "Patriots Off Topic" is a weekly podcast hosted by Lifestyle editor Angelique Fiske and Patriots social media editor Mackenzie Knoop, covering all things Patriots off the field, in the community and on social media.

Additional audio content includes every press conference and conference call, player interviews, Training Camp-cast, Patriots Roster Report, Patriots Prospect Reports and special live NFL Draft shows. Wherever there's a speaker, there's Patriots audio, anytime, anywhere. Check Patriots.com for in-season and out-of-season schedules.

### PHOTOS

The Patriots in-house photographers produce the largest selection of Patriots game action and behind-the-scenes photos in the world. Hundreds of player and cheerleader galleries will keep you clicking!

### PATRIOTS SOCIAL MEDIA

The Patriots social media channels bring the fans closer to the team with unmatched behind-the-scenes access. From press releases and roster transactions to action photos and exclusive videos, the Patriots social media accounts are a must follow for all Patriots fans. The Patriots are active on multiple platforms, providing on-field statistics and milestones, off-the-field lifestyle content as well as information, news and updates. Follow the team's official accounts: Facebook (NewEnglandPatriots), Twitter (@patriots), Instagram (@patriots), Snapchat ('patriots'), YouTube (patriots), Google+ (+patriots) and Pinterest (patriots).

## PATRIOTS MONDAY ON WEEI

WEEI Sports Radio broadcasts Patriots Monday each week, offering fans unique insight and analysis from Coach Belichick and Tom Brady in addition to other Patriots players. WEEI will broadcast Patriots Monday each week, kicking off with The Greg Hill Show at 6 a.m.

## PATRIOTS FRIDAY ON WEEI

WEEI also broadcasts Patriots Friday each week, offering fans a look ahead at the weekend's game, match ups and rivalries. Various Patriots players will be featured on air. WEEI will broadcast Patriots Fridays each week throughout the season with Greg Hill from the Hill-Man Morning Radio Show.

## 98.5 THE SPORTS HUB PATRIOTS RADIO NETWORK



### FLAGSHIP STATION OF THE NEW ENGLAND PATRIOTS

98.5 The Sports Hub is the Patriots flagship station, broadcasting every Patriots game across its radio network and featuring broadcasting duo Bob Socci and Scott Zolak. Three hours prior to kickoff, during halftime and after the game, Marc Bertrand and Chris Gasper will be serving up all the timely news and notes, while Jim Murray will join Bertrand for the postgame news, including live sound from the postgame press conferences.

### FLAGSHIP STATION

**WBZ-FM Boston 98.5 FM**

### MASSACHUSETTS

WBZ-FM	Boston	98.5 FM
WAQY	Springfield	102.1 FM
WBEC	Pittsfield	1420 AM
WPKZ	Fitchburg	1280 AM
WNAW	North Adams	1230 AM
WBSM	New Bedford	1420 AM
WPVQ	Greenfield	95.3 FM
WSAR	Fall River	1480 AM
WWFX	Worcester	100.1 FM
WXTK	Hyannis	95.1 FM
WMRC	Milford	1031 FM/1490 AM
WBOQ	Gloucester	104.9 FM

### MAINE

WBLM	Portland	102.9 FM
WEBB	Augusta	98.5 FM
WEZQ	Bangor	92.9 FM
WOZI	Presque Isle	1390 AM

### CONNECTICUT

WTIC	Hartford	1080 AM
WINY	Putnam	1350 AM
WMOS	New London	102.3 FM
WGCH	Greenwich	1490 AM
WINE	Brookfield	940 AM

### NEW HAMPSHIRE

WFNQ	Nashua	106.3 FM
WPKQ	North Conway	103.7 FM
WSAK	Hampton	102.1 FM
WSHK	Portsmouth/Dover	105.3 FM
WNNH	Concord	99.1 FM
WLNH	Laconia	98.3 FM
WEMJ	Laconia	107.3 FM/1490 AM
WINQ	Keene	98.7 FM
WXXK	Lebanon	100.5 FM

### VERMONT

WCPV	Burlington	101.3 FM
WDVT	Rutland	94.5 FM
WIKI	Newport	1490 AM
WKVT	Brattleboro	92.7 FM
WRFK	Barre/Montpelier	107.1 FM
WSTJ	St. Johnsbury	1340 AM

### RHODE ISLAND

WPRO	Providence	630 AM
WEAN	Providence	99.7 FM

### NEW YORK

WHTK	Rochester	1280 AM
------	-----------	---------





# WINNINGEST PRO SPORTS TEAMS SINCE 1994

## PATRIOTS ARE WINNINGEST PRO SPORTS FRANCHISE SINCE 1994

Since the 1994 season, the Patriots have won 69.8 percent of their regular season games (280-121), which is the highest winning percentage in major American professional sports over that period. Since 1994, there have been 145 franchises that have fielded teams in the five major American sports leagues (NFL, MLB, NBA, NHL and MLS) and completed more than two full seasons of competition.

## HIGHEST WINNING PERCENTAGE IN MAJOR AMERICAN PROFESSIONAL SPORTS, 1994-PRESENT

(Regular Season – Includes National Football League, Major League Baseball, National Basketball Association, National Hockey League and Major League Soccer)

Records updated through games of September 9, 2019

Rk.	Records since 1994	Lg.	W	L	T/OTL	PCT.
1	<b>New England Patriots</b>	<b>NFL</b>	<b>280</b>	<b>121</b>	<b>0</b>	<b>0.698</b>
2	San Antonio Spurs	NBA	1370	633	0	0.684
3	Pittsburgh Steelers	NFL	254	145	2	0.636
4	Detroit Red Wings	NHL	1058	573	269	0.628
5	Green Bay Packers	NFL	250	149	2	0.626
6	New York Yankees	MLB	2426	1697	0	0.588
7	Denver Broncos	NFL	235	166	0	0.586
8	Indianapolis Colts	NFL	235	166	0	0.586
9	Dallas Stars	NHL	982	666	252	0.583
10	New Jersey Devils	NHL	975	668	257	0.581
11	Utah Jazz	NBA	1162	840	0	0.580
12	Seattle Sounders FC	MLS	168	110	83	0.580
13	Philadelphia Flyers	NHL	946	654	287	0.577
14	St. Louis Blues	NHL	967	678	256	0.576
15	Houston Rockets	NBA	1152	850	0	0.575
16	Oklahoma City/Seattle Thunder	NBA	1151	851	0	0.575
17	Pittsburgh Penguins	NHL	977	694	228	0.575
18	Boston Bruins	NHL	951	669	280	0.574
19	Washington Capitals	NHL	960	692	243	0.571
20	Los Angeles Lakers	NBA	1142	860	0	0.570
21	San Jose Sharks	NHL	959	692	253	0.570
22	Colorado Avalanche/Quebec Nordiques	NHL	956	708	236	0.565
23	New York City FC	MLS	72	51	41	0.564
24	Miami Heat	NBA	1121	871	0	0.563
25	Nashville Predators	NHL	786	597	213	0.559
26	Philadelphia Eagles	NFL	222	176	1	0.558
27	Atlanta Braves	MLB	2291	1834	0	0.555
28	Indiana Pacers	NBA	1111	890	0	0.555
29	Los Angeles Galaxy	MLS	341	258	159	0.555
30	Boston Red Sox	MLB	2273	1854	0	0.551
31	Anaheim Ducks	NHL	911	725	264	0.549
32	Dallas Mavericks	NBA	1095	907	0	0.547
33	Dallas Cowboys	NFL	219	182	0	0.546
34	Minnesota Wild	NHL	689	556	197	0.546
35	Baltimore Ravens	NFL	201	167	1	0.546
36	Portland Trail Blazers	NBA	1093	909	0	0.546
37	Seattle Seahawks	NFL	218	182	1	0.545
38	Los Angeles Dodgers	MLB	2242	1887	0	0.543
39	Minnesota Vikings	NFL	217	182	14	0.542
40	St. Louis Cardinals	MLB	2236	1888	0	0.542
41	Chicago Blackhawks	NHL	890	731	265	0.542
42	Vancouver Canucks	NHL	895	740	258	0.541
43	Ottawa Senators	NHL	899	747	254	0.540
44	Montreal Canadiens	NHL	897	748	255	0.539
45	New York Rangers	NHL	904	760	236	0.538
46	Kansas City Chiefs	NFL	215	186	0	0.536
47	Cleveland Indians	MLB	2198	1925	0	0.533
48	Toronto Maple Leafs	NHL	885	768	247	0.531
49	Portland Timbers	MLS	115	101	84	0.523
50	Calgary Flames	NHL	868	781	251	0.523

**NOTES:** This analysis uses NFL rules when calculating winning percentage, counting ties as a half-win and a half-loss. For NHL teams, overtime losses (OTL) and ties from 2001-2004 (the NHL abolished ties in 2005-2006 and instituted a shootout system) are counted as ties when calculating winning percentage.

*\*The Miami Fusion were contracted following the 2001 MLS season.*

## HIGHEST WINNING PERCENTAGE AMONG BOSTON-AREA MAJOR PROFESSIONAL SPORTS TEAMS, 1994-PRESENT

(Rankings listed below are each team's overall ranking among the 145 major American pro sports teams that have completed more than two full seasons of competition)

Records updated through games of September 9, 2019

Rank	Team	Lg.	W	L	T/OTL	Pct.
1	<b>New England Patriots</b>	<b>NFL</b>	<b>280</b>	<b>121</b>	<b>0</b>	<b>0.698</b>
18	Boston Bruins	NHL	951	669	280	0.574
30	Boston Red Sox	MLB	2273	1854	0	0.551
63	Boston Celtics	NBA	1024	977	0	0.512
104	New England Revolution	MLS	283	319	158	0.476