



NEW ENGLAND PATRIOTS

# GAME RELEASE



REGULAR SEASON WEEK 5  
NEW ENGLAND PATRIOTS AT WASHINGTON REDSKINS





NEW ENGLAND PATRIOTS

# GAME RELEASE

REGULAR SEASON WEEK 5

NEW ENGLAND PATRIOTS AT WASHINGTON REDSKINS



## TABLE OF CONTENTS

---

### **TEAM INFORMATION**

Game Summary .....	3
Broadcast Information.....	3
Media Schedule .....	3
2019 Patriots Schedule.....	3
2019 AFC East Standings.....	3
2019 Regular-Season Statistics .....	4
2019 Player Participation.....	6
2019 Game-By-Game Starters .....	7
Rosters & Depth Chart.....	8
Matchup Notes .....	15
What to Look for This Week .....	17
Week 4 Recap.....	19
Projected Contributors .....	21

### **INDIVIDUAL AND TEAM NOTES**

Robert Kraft .....	24
What to Watch for in 2019.....	26
Patriots Team Notes .....	27
Inside the Numbers .....	31
Bill Belichick.....	32
Tom Brady.....	35
Tom Brady Playoff Notes.....	44
Patriots Offensive Notes .....	46
Patriots Defensive Notes.....	52
Patriots Special Teams Notes.....	55
Patriots Reference Notes .....	58
Patriots Playoff Notes.....	60
Patriots Football Network .....	63



# NEW ENGLAND PATRIOTS

# GAME RELEASE

## REGULAR SEASON WEEK 5

## NEW ENGLAND PATRIOTS AT WASHINGTON REDSKINS



### MEDIA SCHEDULE

#### ALL TIMES APPROXIMATE

#### WEDNESDAY, OCTOBER 2

**10:45 a.m.** Media workroom opens  
**11:45 a.m.** Patriots head coach Bill Belichick press availability  
**12:40 p.m.** Media availability at practice  
**4 p.m.** Approximate time for player availability (Patriots locker room)

#### THURSDAY, OCTOBER 3

**11:30 a.m.** Media workroom opens  
**12:40 p.m.** Media availability at practice  
**3:45 p.m.** Approximate time for player availability (Patriots locker room)

#### FRIDAY, OCTOBER 4

**10 a.m.** Media workroom opens  
**11:15 a.m.** Patriots head coach Bill Belichick press availability  
**11:55 a.m.** Media availability at practice  
**1:40 p.m.** Approximate time for player availability (Patriots locker room)

#### SATURDAY, OCTOBER 5

Team travel to Washington - no media availability

#### SUNDAY, OCTOBER 6

**1:00 p.m.** Patriots at Washington Redskins

### 2019 PATRIOTS SCHEDULE

#### REGULAR SEASON (4-0)

Sun., Sept. 8	Pittsburgh	33-3	W
Sun., Sept. 15	at Miami	43-0	W
Sun., Sept. 22	N.Y. Jets	30-14	W
Sun., Sept. 29	at Buffalo	16-10	W
Sun., Oct. 6	at Washington	1:00 p.m.	CBS*
Thu., Oct. 10	N.Y. Giants	8:20 p.m.	FOX
Mon., Oct. 21	at N.Y. Jets	8:15 p.m.	ESPN
Sun., Oct. 27	Cleveland	4:25 p.m.	CBS*
Sun., Nov. 3	at Baltimore	8:20 p.m.	NBC*
Sun., Nov. 10	BYE WEEK		
Sun., Nov. 17	at Philadelphia	4:25 p.m.	CBS*
Sun., Nov. 24	Dallas	4:25 p.m.	FOX*
Sun., Dec. 1	at Houston	8:20 p.m.	NBC*
Sun., Dec. 8	Kansas City	4:25 p.m.	CBS*
Sun., Dec. 15	at Cincinnati	1:00 p.m.	CBS*
Dec. 21 or 22	Buffalo	TBD	CBS*
Sun., Dec. 29	Miami	1:00 p.m.	CBS*

### 2019 AFC EAST STANDINGS

TEAM	W	L	T	PCT.	PF	PA
NEW ENGLAND	4	0	0	1.000	122	27
Buffalo Bills	3	1	0	.750	76	63
New York Jets	0	3	0	.000	33	70
Miami Dolphins	0	4	0	.000	26	163

### GAME SUMMARY

#### NEW ENGLAND PATRIOTS (4-0) AT WASHINGTON REDSKINS (0-4)

Sunday, Oct. 6 • FedEx Field (82,000) • 1:00 p.m. ET

The New England Patriots will begin two consecutive games against NFC East opponents when they travel to Washington to face the Redskins this week. Following Sunday's matchup with the Redskins, the Patriots return to Gillette Stadium to face the New York Giants in a Thursday Night Football Game on Oct. 10.

Since the 2002 season, New England owns a 54-14 (.794) record against NFC teams, the best inter-conference record in the NFL during that time.

### BROADCAST INFORMATION

**TELEVISION:** This week's game will be broadcast by **CBS** and can be seen locally on **WBZ-TV Channel 4**. **Greg Gumbel** will handle play-by-play duties with **Trent Green** as the color analyst. **Melanie Collins** will work from the sidelines. The game will be produced by **Ken Mack** and directed by **Suzanne Smith**.

**LOCAL RADIO:** **98.5 The Sports Hub** is the flagship station for the **Patriots Radio Network**. A complete listing of the network's 38 stations can be found in this press release. Play-by-play broadcaster **Bob Socci** will call the action along with former Patriots quarterback **Scott Zolak**, who will provide color analysis. The games are produced by **Marc Cappello**.

### OCTOBERFEST

The New England Patriots are an NFL-best 61-18 in the month of October since the 2000 season, 34-6 (.850) at home and 27-12 (.692) on the road. The team finished October 2018 with an unblemished 4-0 record.

#### BEST OCTOBER RECORDS SINCE 2000

Team	W	L	T	Pct
New England Patriots	61	18	0	.772
Pittsburgh Steelers	53	21	0	.716
New Orleans Saints	50	25	0	.667
New York Giants	45	29	0	.608
Indianapolis Colts	44	30	0	.595
Kansas City Chiefs	44	31	0	.587

### WEEK 5 HIGHLIGHTS

**PAGE 15:** New England Patriots at Washington Redskins matchup notes

**PAGE 17:** What to look for in this week's game

**PAGE 29:** The Patriots enter Week 5 with the best inter-conference record in the NFL since 2002.

**PAGE 38:** Tom Brady can leapfrog Brett Favre and Peyton Manning on the all-time passing yards list this week in Washington.

### MEDIA CONTACTS

**Stacey James**, Vice President of Media Relations, [staceyj@patriots.com](mailto:staceyj@patriots.com), 508-326-6868

**Aaron Salkin**, Director of Media Relations, [aarons@patriots.com](mailto:aarons@patriots.com), 508-326-6870

**Michael Jurovaty**, Asst. Director of Media Relations, [mjurovaty@patriots.com](mailto:mjurovaty@patriots.com), 508-326-6187

**Anne Noland**, Communications Strategist, [annen@patriots.com](mailto:annen@patriots.com), 508-431-7773

**Mark Robbins**, Media Relations Coordinator, [markr@patriots.com](mailto:markr@patriots.com), 508-431-7175



# 2019 REGULAR SEASON OFFENSIVE STATISTICS

## WON 4, LOST 0

09/08 W 33- 3	Pittsburgh	65,878
09/15 W 43- 0	at Miami	65,513
09/22 W 30-14	N.Y. Jets	65,878
09/29 W 16-10	at Buffalo	70,317
10/06	at Washington	
10/10	N.Y. Giants	
10/21	at N.Y. Jets	
10/27	Cleveland	
11/03	at Baltimore	
11/17	at Philadelphia	
11/24	Dallas	
12/01	at Houston	
12/08	Kansas City	
12/15	at Cincinnati	
12/22	Buffalo	
12/29	Miami	

	N.E.	Opp.
TOTAL FIRST DOWNS	83	55
Rushing	26	10
Passing	50	35
Penalty	7	10
3rd Down: Made/Att	24/58	7/52
3rd Down Pct.	41.4	13.5
4th Down: Made/Att	0/0	4/10
4th Down Pct.	0.0	40.0
POSSESSION AVG.	32:54	27:06
TOTAL NET YARDS	1449	972
Avg. Per Game	362.3	243.0
Total Plays	267	240
Avg. Per Play	5.4	4.1
NET YARDS RUSHING	365	245
Avg. Per Game	91.3	61.3
Total Rushes	114	70
NET YARDS PASSING	1084	727
Avg. Per Game	271.0	181.8
Sacked/Yards Lost	4/23	18/113
Gross Yards	1107	840
Att./Completions	149/93	152/79
Completion Pct.	62.4	52.0
Had Intercepted	2	10
PUNTS/AVERAGE	22/45.9	28/41.8
NET PUNTING AVG.	22/42.7	28/37.9
PENALTIES/YARDS	28/237	23/219
FUMBLES/BALL LOST	3/2	4/0
TOUCHDOWNS	15	3
Rushing	5	1
Passing	7	0
Returns	3	2

## \* SCORE BY PERIODS

	Q1	Q2	Q3	Q4	OT	PTS
TEAM	40	26	33	23	0	122
OPPONENTS	0	3	17	7	0	27

## \* SCORING

	TD-Ru	Pa	Rt	K-PAT	FG	S	PTS
Gostkowski	0	0	0	0	11/15	7/ 8	0 32
Dorsett	3	0	3	0			0 18
Michel	2	2	0	0			0 12
Bolden	1	1	0	0			0 6
Brady	1	1	0	0			0 6
Brown	1	0	1	0			0 6
Burkhead	1	1	0	0			0 6
Collins	1	0	0	1			0 6
Edelman	1	0	1	0			0 6
Gilmore	1	0	0	1			0 6
Gordon	1	0	1	0			0 6
Slater	1	0	0	1			0 6
White	1	0	1	0			0 6
TEAM	15	5	7	3	11/15	7/ 8	0 122
OPPONENTS	3	1	0	2	3/ 3	2/ 3	0 27

## \* PASSING

	Att	Cmp	Yds	Cmp%	Yds/Att	TD	TD%	Int	Int%	Long	Sack/Lost	Rating
Brady	145	90	1061	62.1	7.32	7	4.8	1	0.7	58t	3/ 16	97.5
Stidham	3	2	14	66.7	4.67	0	0.0	1	33.3	11	1/ 7	37.5
Edelman	1	1	32	100.0	32.00	0	0.0	0	0.0	32	0/ 0	118.8
TEAM	149	93	1107	62.4	7.43	7	4.7	2	1.3	58t	4/ 23	95.1
OPPONENTS	152	79	840	52.0	5.53	0	0.0	10	6.6	45	18/ 113	41.0

## \* RUSHING

	No.	Yds	Avg	Long	TD
Michel	62	171	2.8	15	2
Burkhead	24	112	4.7	12	1
White	8	37	4.6	9	0
Dorsett	3	21	7.0	9	0
Bolden	4	9	2.3	7	1
Edelman	2	9	4.5	8	0
Brown	1	5	5.0	5	0
Develin	2	3	1.5	2	0
Gordon	1	1	1.0	1	0
Brady	7	-3	-4	1t	1
TEAM	114	365	3.2	15	5
OPPONENTS	70	245	3.5	41	1

## \* RECEIVING

	No.	Yds	Avg	Long	TD
Edelman	21	226	10.8	24	1
White	16	132	8.3	32	1
Dorsett	15	197	13.1	58t	3
Gordon	14	221	15.8	44	1
Burkhead	14	117	8.4	32	0
Brown	4	56	14.0	20t	1
Meyers	3	60	20.0	22	0
Izzo	2	44	22.0	41	0
LaCosse	2	33	16.5	23	0
Bolden	2	21	10.5	11	0
TEAM	93	1107	11.9	58t	7
OPPONENTS	79	840	10.6	45	0

## \* INTERCEPTIONS

	No.	Yds	Avg	Long	TD
D. McCourty	4	43	10.8	24	0
Collins	3	85	28.3	69t	1
Jackson	2	20	10.0	19	0
Gilmore	1	54	54.0	54t	1
TEAM	10	202	20.2	69t	2
OPPONENTS	2	61	30.5	61t	1

## \* PUNTING

	No.	Yds	Avg	Net	TB	In	Lg	E
Bailey	22	1010	45.9	42.7	1	10	61	0
TEAM	22	1010	45.9	42.7	1	10	61	0
OPPONENTS	28	1170	41.8	37.9	1	10	58	1

## \* PUNT RETURNS

	Ret	FC	Yds	Avg	Long	TD
Olszewski	13	8	88	6.8	20	0
TEAM	13	8	88	6.8	20	0
OPPONENTS	8	7	51	6.4	13	0

## \* KICKOFF RETURNS

	No.	Yds	Avg	Long	TD
Bolden	4	78	19.5	26	0
TEAM	4	78	19.5	26	0
OPPONENTS	5	153	30.6	40	0

## \* FIELD GOALS

	1-19	20-29	30-39	40-49	50+
Gostkowski	0/ 0	3/ 3	3/ 3	1/ 2	0/ 0
TEAM	0/ 0	3/ 3	3/ 3	1/ 2	0/ 0
OPPONENTS	1/ 1	0/ 0	0/ 0	1/ 2	0/ 0

Gostkowski: (25G, 41G, 35G, 39G) (48N, 28G) (37G) (23G)  
OPP: (19G) ( ) ( ) (46G, 49N)





# 2019 REGULAR SEASON DEFENSIVE STATISTICS

PLAYER Name	TACKLES			SACKS			INTERCEPTIONS				FUMBLES				SP. TEAMS				
	TT	UT	A	S	Yds	QH	Int	Yds	TD	PD	FF	FR	Yds	TD	TT	UT	A	FF	FR
Jamie Collins Sr.	22	17	5	3.5	21.5	5	3	85	1	4	0	0	0	0	0	0	0	0	0
Jason McCourty	17	13	4	0.0	0.0	0	0	0	0	3	0	0	0	0	0	0	0	0	0
Patrick Chung	17	13	4	0.0	0.0	0	0	0	0	1	0	0	0	0	0	0	0	0	0
Stephon Gilmore	15	11	4	0.0	0.0	0	1	54	1	3	0	0	0	0	0	0	0	0	0
Lawrence Guy	13	9	4	0.0	0.0	0	0	0	0	0	0	0	0	0	0	0	0	0	0
Devin McCourty	13	11	2	0.0	0.0	0	4	43	0	5	0	0	0	0	0	0	0	0	0
Jonathan Jones	13	9	4	0.0	0.0	0	0	0	0	3	0	0	0	0	0	0	0	0	0
John Simon	13	8	5	2.0	5.0	3	0	0	0	2	0	0	0	0	1	0	1	0	0
Dont'a Hightower	12	8	4	0.5	3.0	2	0	0	0	0	0	0	0	0	0	0	0	0	0
Danny Shelton	12	9	3	1.0	7.0	2	0	0	0	0	0	0	0	0	0	0	0	0	0
Ja'Whaun Bentley	11	9	2	0.0	0.0	0	0	0	0	0	0	0	0	0	0	0	0	0	0
Kyle Van Noy	11	7	4	2.5	20.5	4	0	0	0	2	2	0	0	0	0	0	0	0	0
Elandon Roberts	10	5	5	0.0	0.0	0	0	0	0	1	0	0	0	0	0	0	0	0	0
Adam Butler	8	5	3	2.5	12.0	3	0	0	0	1	0	0	0	0	0	0	0	0	0
Duron Harmon	5	4	1	0.0	0.0	1	0	0	0	1	0	0	0	0	0	0	0	0	0
Chase Winovich	5	3	2	3.0	26.0	4	0	0	0	0	0	0	0	0	0	0	0	0	0
J.C. Jackson	5	3	2	0.0	0.0	0	2	20	0	3	0	0	0	0	0	0	0	0	0
Michael Bennett	4	4	0	2.0	18.0	3	0	0	0	1	0	0	0	0	0	0	0	0	0
Shilique Calhoun	3	1	2	0.0	0.0	2	0	0	0	0	0	0	0	0	0	0	0	0	0
Deatrich Wise Jr.	3	3	0	1.0	0.0	3	0	0	0	0	1	0	0	0	0	0	0	0	0
Terrence Brooks	2	2	0	0.0	0.0	0	0	0	0	0	0	0	0	0	2	2	0	0	0
Byron Cowert	1	0	1	0.0	0.0	0	0	0	0	0	0	0	0	0	0	0	0	0	0
Rex Burkhead	0	0	0	0.0	0.0	0	0	0	0	0	0	0	0	0	3	2	1	0	0
Matthew Slater	0	0	0	0.0	0.0	0	0	0	0	0	0	0	0	0	3	2	1	0	0
Brandon Bolden	0	0	0	0.0	0.0	0	0	0	0	0	0	0	0	0	2	1	1	0	0
Stephen Gostkowski	0	0	0	0.0	0.0	0	0	0	0	0	0	0	0	0	3	2	1	0	0
<b>TOTALS</b>	<b>215</b>	<b>154</b>	<b>61</b>	<b>18.0</b>	<b>113.0</b>	<b>32</b>	<b>10</b>	<b>202</b>	<b>2</b>	<b>30</b>	<b>3</b>	<b>0</b>	<b>0</b>	<b>0</b>	<b>14</b>	<b>9</b>	<b>5</b>	<b>0</b>	<b>0</b>

FUMBLES - LOST (3-2)				
No.	Own			O.B.
	Lost	Rec		
Julian Edelman	1	0	0	1
Sony Michel	1	1	0	0
Gunner Olszewski	1	1	0	0
<b>TOTALS</b>	<b>3</b>	<b>2</b>	<b>0</b>	<b>0</b>

KEY	
<b>TT</b> -Total Tackles	<b>Int/Yds</b> -Interceptions/Yards Returned
<b>UT</b> -Unassisted Tackles	<b>PD</b> -Passes Defensed
<b>A</b> -Assisted Tackles	<b>FF</b> -Forced Fumbles

BLOCKED KICKS			
	XP	FG	P
J.C. Jackson	0	0	1
<b>TOTALS</b>	<b>0</b>	<b>0</b>	<b>1</b>

MISC. OFFENSIVE STATS				
	Tkl	Ast	FF	FR
James Develin	1	0	0	0
<b>TOTALS</b>	<b>1</b>	<b>0</b>	<b>0</b>	<b>0</b>



## NEW ENGLAND PATRIOTS 2019 STATS PACK

### PATRIOTS PARTICIPATION

	Regular Season																			
Player	GP	GS	DNP	INA	PIT	at MIA	NYJ	at BUF	at WAS	NYG	at NYJ	CLE	at BAL	at PHI	DAL	at HOU	KC	at CIN	BUF	MIA
Bailey, Jake	4	0	0	0	sub	sub	sub	sub												
Benenoch, Caleb	0	0	0	2			X	X												
Bennett, Michael	4	1	0	0	RE	sub	sub	sub												
Bentley, Ja'Whaun	4	1	0	0	sub	sub	sub	LB												
Bolden, Brandon	3	1	0	1	sub	X	RB	sub												
Brady, Tom	4	4	0	0	QB	QB	QB	QB												
Brooks, Terrence	4	0	0	0	sub	sub	sub	sub												
Brown, Antonio	1	0	0	0		sub														
Burkhead, Rex	4	1	0	0	sub	sub	RB	sub												
Butler, Adam	4	1	0	0	sub	RE	sub	sub												
Calhoun, Shilique	3	1	0	1	LE	sub	X	sub												
Cannon, Marcus	3	3	0	1	RT	X	RT	RT												
Cardona, Joe	4	0	0	0	sub	sub	sub	sub												
Chung, Patrick	4	3	0	0	S	sub	S	S												
Collins Sr., Jamie	4	4	0	0	LB	LB	LB	LB												
Cowart, Byron	2	0	0	2	X	sub	sub	X												
Cunningham, Korey	1	0	0	3	X	sub	X	X												
Develin, James	2	2	0	1	FB	FB	X													
Dorsett II, Phillip	4	0	0	0	sub	sub	sub	sub												
Ebner, Nate	3	0	0	1	sub	sub	X	sub												
Edelman, Julian	4	4	0	0	WR	WR	WR	WR												
Eluemunor, Jermaine	3	0	0	1	sub	X	sub	sub												
Ferentz, James	4	0	0	0	sub	sub	sub	sub												
Gilmore, Stephon	4	4	0	0	RCB	RCB	RCB	RCB												
Gordon, Josh	4	4	0	0	WR	WR	WR	WR												
Gostkowski, Stephen	4	0	0	0	sub	sub	sub	sub												
Guy, Lawrence	4	4	0	0	DT	LE	LE	LE												
Harmon, Duron	4	0	0	0	sub	sub	sub	sub												
Harris, Damien	1	0	0	3	X	X	sub	X												
Hightower, Dont'a	3	3	0	1	LB	LB	LB	X												
Izzo, Ryan	4	3	0	0	TE	sub	TE	TE												
Jackson, J.C.	4	0	0	0	sub	sub	sub	sub												
Johnson, Jakob	2	1	0	0			sub	FB												
Jones, Jonathan	4	4	0	0	DB	S	DB	DB												
Karras, Ted	4	4	0	0	C	C	C	C												
Kessler, Cody	0	0	0	1				X												
LaCosse, Matt	2	1	1	1	dnp	TE	X	sub												
Mason, Shaq	4	4	0	0	RG	RG	RG	RG												
McCourty, Devin	4	4	0	0	S	S	S	S												
McCourty, Jason	4	4	0	0	LCB	LCB	LCB	LCB												
Melifonwu, Obi	0	0	0	1	X															
Meyers, Jakobi	3	0	0	1	sub	X	sub	sub												
Michel, Sony	4	3	0	0	RB	RB	sub	RB												
Newhouse, Marshall	3	3	0	0		RT	LT	LT												
Olszewski, Gunner	4	0	0	0	sub	sub	sub	sub												
Roberts, Elandon	4	2	0	0	sub	LB	LB	sub												
Shelton, Danny	4	3	0	0	sub	DT	DT	DT												
Simon, John	4	3	0	0	LB	sub	RE	RE												
Slater, Matthew	4	0	0	0	sub	sub	sub	sub												
Stidham, Jarrett	1	0	3	0	dnp	dnp	sub	dnp												
Thomas, Demaryius	0	0	0	1	X															
Thuney, Joe	4	4	0	0	LG	LG	LG	LG												
Van Noy, Kyle	3	2	0	1	X	LB	sub	LB												
White, James	3	0	0	1	sub	sub	X	sub												
Williams, Joejuan	1	0	0	3	X	X	sub	X												
Winovich, Chase	4	0	0	0	sub	sub	sub	sub												
Wise Jr., Deatrich	3	0	0	1	sub	X	sub	sub												
Wynn, Isaiah	2	2	0	0	LT	LT														
Totals	180	88	4	28																

X - inactive / CAPS - starters / sub - played / dnp - did not play / PS - Practice Squad

**KEY:**

  Not on active roster





# NEW ENGLAND PATRIOTS 2019 STATS PACK

## GAME-BY-GAME STARTERS

2019 OFFENSIVE STARTERS BY GAME												
Date	Opponent	WR	LT	LG	C	RG	RT	TE	WR	QB	RB	TE
09/08	Pittsburgh	J. Gordon	I. Wynn	J. Thuney	T. Karras	S. Mason	M. Cannon	R. Izzo	J. Edelman	T. Brady	S. Michel	J. Develin (FB)
09/15 at	Miami	J. Gordon	I. Wynn	J. Thuney	T. Karras	S. Mason	M. Newhouse	M. LaCrosse	J. Edelman	T. Brady	S. Michel	J. Develin (FB)
09/22	N.Y. Jets	J. Gordon	M. Newhouse	J. Thuney	T. Karras	S. Mason	M. Cannon	R. Izzo	J. Edelman	T. Brady	B. Bolden	R. Burkhead (RB)
09/29 at	Buffalo	J. Gordon	M. Newhouse	J. Thuney	T. Karras	S. Mason	M. Cannon	R. Izzo	J. Edelman	T. Brady	S. Michel	J. Johnson (FB)
10/06 at	Washington											
10/10	N.Y. Giants											
10/21 at	N.Y. Jets											
10/27	Cleveland											
11/03 at	Baltimore											
11/17 at	Philadelphia											
11/24	Dallas											
12/01 at	Houston											
12/08	Kansas City											
12/15 at	Cincinnati											
	Buffalo											
12/29	Miami											

2019 DEFENSIVE STARTERS BY GAME												
Date	Opponent	LE	DT	RE	LB	LB	LB	LB	LCB	RCB	S	S
09/08	Pittsburgh	S. Calhoun	L. Guy	M. Bennett	J. Simon	D. Hightower	J. Collins Sr.	J. Jones (DB)	J. McCourty	S. Gilmore	P. Chung	D. McCourty
09/15 at	Miami	L. Guy	D. Shelton	A. Butler	K. Van Noy	D. Hightower	J. Collins Sr.	E. Roberts	J. McCourty	S. Gilmore	J. Jones	D. McCourty
09/22	N.Y. Jets	L. Guy	D. Shelton	J. Simon	E. Roberts	D. Hightower	J. Collins Sr.	J. Jones (DB)	J. McCourty	S. Gilmore	P. Chung	D. McCourty
09/29 at	Buffalo	L. Guy	D. Shelton	J. Simon	K. Van Noy	J. Bentley	J. Collins Sr.	J. Jones (DB)	J. McCourty	S. Gilmore	P. Chung	D. McCourty
10/06 at	Washington											
10/10	N.Y. Giants											
10/21 at	N.Y. Jets											
10/27	Cleveland											
11/03 at	Baltimore											
11/17 at	Philadelphia											
11/24	Dallas											
12/01 at	Houston											
12/08	Kansas City											
12/15 at	Cincinnati											
	Buffalo											
12/29	Miami											



# 2019 NEW ENGLAND PATRIOTS ROSTER

AS OF OCTOBER 1, 2019

## ALPHABETICAL ROSTER

#	NAME	POS	HT	WT	BORN	YR	COLLEGE	H.S. HOMETOWN
7	Bailey, Jake	P	6-2	205	6/18/1997	R	Stanford	Solana Beach, Calif.
63	Benenoch, Caleb	OL	6-5	305	8/8/1994	4	UCLA	Katy, Texas
77	Bennett, Michael	DL	6-4	275	11/13/1985	11	Texas A&M	Houston, Texas
51	Bentley, Ja'Whaun	LB	6-2	255	8/24/1996	2	Purdue	Glenarden, Md.
38	Bolden, Brandon	RB	5-11	220	1/26/1990	8	Mississippi	Baton Rouge, La
12	Brady, Tom	QB	6-4	225	8/3/1977	20	Michigan	San Mateo, Calif.
25	Brooks, Terrence	DB	5-11	205	3/2/1992	6	Florida State	Dunnellon, Fla.
34	Burkhead, Rex	RB	5-10	215	7/2/1990	7	Nebraska	Plano, Texas
70	Butler, Adam	DL	6-5	300	4/12/1994	3	Vanderbilt	Duncanville, Texas
90	Calhoun, Shilique	LB	6-4	260	3/20/1992	4	Michigan State	Middletown, N.J.
61	Cannon, Marcus	OL	6-6	335	5/6/1988	9	Texas Christian	Odessa, Texas
49	Cardona, Joe	LS	6-3	245	4/16/1992	5	Navy	El Cajon, Calif.
23	Chung, Patrick	S	5-11	215	8/19/1987	11	Oregon	Rancho Cucamonga, Calif.
58	Collins Sr., Jamie	LB	6-3	255	10/20/1989	7	Southern Mississippi	McCall Creek, Miss.
99	Cowart, Byron	DL	6-3	300	5/20/1996	R	Maryland	Tampa, Fla.
74	Cunningham, Corey	OL	6-6	311	5/17/1995	2	Cincinnati	Montevallo, Ala.
13	Dorsett II, Phillip	WR	5-10	192	1/5/1993	5	Miami (Fla.)	Ft. Lauderdale, Fla.
43	Ebner, Nate	DB	6-0	215	12/14/1988	8	Ohio State	Dublin, Ohio
11	Edelman, Julian	WR	5-10	198	5/22/1986	11	Kent State	Redwood City, Calif.
65	Elumunor, Jermaine	OL	6-4	335	12/13/1994	3	Texas A&M	Rockaway, N.J.
66	Ferentz, James	OL	6-2	300	6/5/1989	4	Iowa	Iowa City, Iowa
24	Gilmore, Stephon	CB	6-1	202	9/19/1990	8	South Carolina	Rock Hill, S.C.
10	Gordon, Josh	WR	6-3	225	4/13/1991	4	Baylor	Houston, Texas
3	Gostkowski, Stephen	K	6-1	215	1/28/1984	14	Memphis	Madison, Miss.
93	Guy, Lawrence	DL	6-4	315	3/17/1990	9	Arizona State	Las Vegas, Nev.
21	Harmon, Duron	DB	6-1	205	1/24/1991	7	Rutgers	Magnolia, Del.
37	Harris, Damien	RB	5-11	213	2/11/1997	R	Alabama	Richmond, Ky.
54	Hightower, Dont'a	LB	6-3	260	3/12/1990	8	Alabama	Lewisburg, Tenn.
85	Izzo, Ryan	TE	6-5	255	12/21/1995	2	Florida State	Sparta, N.J.
27	Jackson, J.C.	DB	6-1	198	11/17/1995	2	Maryland	Immokalee, Fla.
47	Johnson, Jakob	FB	6-3	255	12/15/1994	1	Tennessee	Stuttgart, Germany
71	Jones, Jonathan	DB	5-10	190	9/20/1993	4	Auburn	Carrollton, Ga.
35	Karras, Ted	OL	6-4	305	3/15/1993	4	Illinois	Indianapolis, Ind.
6	Kessler, Cody	QB	6-1	215	5/11/1993	4	Southern California	Bakersfield, Calif.
83	LaCrosse, Matt	TE	6-6	255	9/21/1992	4	Illinois	Naperville, Ill.
69	Mason, Shaq	OL	6-1	310	8/28/1993	5	Georgia Tech	Columbia, Tenn.
32	McCourty, Devin	DB	5-10	195	8/13/1987	10	Rutgers	Nyack, N.Y.
30	McCourty, Jason	CB	5-11	195	8/13/1987	11	Rutgers	Nyack, N.Y.
16	Meyers, Jakobi	WR	6-2	200	11/9/1996	R	North Carolina State	Lithonia, Ga.
26	Michel, Sony	RB	5-11	215	2/17/1995	2	Georgia	Plantation, Fla.
72	Newhouse, Marshall	OL	6-4	330	9/29/1988	10	Texas Christian	Dallas, Texas
80	Olazewski, Gunner	WR	6-0	190	11/26/1996	R	Bemidji State	Alvin, Texas
52	Roberts, Elandon	LB	6-0	238	4/22/1994	4	Houston	Port Arthur, Texas
71	Shelton, Danny	DL	6-2	345	8/20/1993	5	Washington	Auburn, Wash.
55	Simon, John	DE	6-2	260	10/14/1990	7	Ohio State	Youngstown, Ohio
18	Slater, Matthew	WR	6-0	205	9/9/1985	12	UCLA	Anaheim, Calif.
4	Stidham, Jarrett	QB	6-3	215	8/8/1996	R	Auburn	Stephenville, Texas
62	Thuney, Joe	OL	6-5	308	11/18/1992	4	North Carolina State	Centerville, Ohio
53	Van Noy, Kyle	LB	6-3	250	3/26/1991	6	Brigham Young	Reno, Nev.
84	Watson, Ben	TE	6-3	255	12/18/1980	16	Georgia	Rock Hill, S.C.
28	White, James	RB	5-10	205	2/3/1992	6	Wisconsin	Ft. Lauderdale, Fla.
33	Williams, Joejuan	CB	6-3	212	12/6/1997	R	Vanderbilt	Nashville, Tenn.
50	Winovich, Chase	DL	6-3	250	4/19/1995	R	Michigan	Jefferson Hills, Pa.
91	Wise Jr., Deatrich	DL	6-5	275	7/26/1994	3	Arkansas	Carrollton, Texas

## NUMERICAL ROSTER

#	NAME	POS
3	Stephen Gostkowski	K
4	Jarrett Stidham	QB
6	Cody Kessler	QB
7	Jake Bailey	P
10	Josh Gordon	WR
11	Julian Edelman	WR
12	Tom Brady	QB
13	Phillip Dorsett II	WR
16	Jakobi Meyers	WR
18	Matthew Slater	WR
21	Duron Harmon	DB
23	Patrick Chung	S
24	Stephon Gilmore	CB
25	Terrence Brooks	DB
26	Sony Michel	RB
27	J.C. Jackson	DB
28	James White	RB
30	Jason McCourty	CB
31	Jonathan Jones	DB
32	Devin McCourty	DB
33	Joejuan Williams	CB
34	Rex Burkhead	RB
37	Damien Harris	RB
38	Brandon Bolden	RB
43	Nate Ebner	DB
47	Jakob Johnson	FB
49	Joe Cardona	LS
50	Chase Winovich	DL
51	Ja'Whaun Bentley	LB
52	Elandon Roberts	LB
53	Kyle Van Noy	LB
54	Dont'a Hightower	LB
55	John Simon	DE
58	Jamie Collins Sr.	LB
61	Marcus Cannon	OL
62	Joe Thuney	OL
63	Caleb Benenoch	OL
65	Jermaine Elumunor	OL
66	James Ferentz	OL
69	Shaq Mason	OL
70	Adam Butler	DL
71	Danny Shelton	DL
72	Marshall Newhouse	OL
74	Korey Cunningham	OL
75	Ted Karras	OL
77	Michael Bennett	DL
80	Gunner Olszewski	WR
83	Matt LaCrosse	TE
84	Ben Watson	TE
85	Ryan Izzo	TE
90	Shilique Calhoun	LB
91	Deatrich Wise Jr.	DL
93	Lawrence Guy	DL
99	Byron Cowart	DL

## PRACTICE SQUAD

#	NAME	POS	HT	WT	BORN	YR	COLLEGE	H.S. HOMETOWN
29	Brooks, Nate	CB	6-0	192	9/5/1996	R	North Texas	Whitehouse, Texas
59	Hall, Terez	LB	6-2	235	11/18/1996	R	Missouri	Lithonia, Ga.
94	Kamalu, Ufomba	DL	6-6	295	11/2/1992	3	Miami (Fla.)	Fayetteville, Fla.
22	Melifonwu, Obi	DB	6-4	224	4/5/1994	3	Connecticut	Grafton, Mass.
48	Munson, Calvin	LB	6-0	243	12/27/1994	2	San Diego State	St. Charles, Mo.
67	Skipper, Dan	OL	6-9	325	9/20/1994	1	Arkansas	Avada, Colo.
92	Thurman, Nick	DL	6-4	305	6/12/1995	1	Houston	Dallas, Texas
68	Toran, Najee	OL	6-2	305	11/15/1995	1	UCLA	Houston, Texas
82	Vander Laan, Jason	TE	6-3	245	9/22/1992	2	Ferris State	Palos Heights, Ill.
96	Wright III, Scooby	LB	6-0	240	8/28/1994	3	Arizona	Santa Rosa, Calif.

## PRACTICE SQUAD

#	NAME	POS
22	Obi Melifonwu	CB
29	Nate Brooks	CB
48	Calvin Munson	LB
59	Terez Hall	LB
67	Dan Skipper	OL
68	Najee Toran	OL
82	Jason Vander Laan	TE
92	Nick Thurman	DL
94	Ufomba Kamalu	DL
96	Scooby Wright III	LB

## RESERVE/INJURED

#	NAME	POS	HT	WT	BORN	YR	COLLEGE	H.S. HOMETOWN
60	Andrews, David	C	6-3	300	7/10/1992	5	Georgia	Johns Creek, Ga.
58	Davis, Keionta	DL	6-4	280	3/1/1994	3	Tennessee-Chattanooga	Chattanooga, Tenn.
46	Develin, James	FB	6-3	255	7/23/1988	7	Brown	Gilbertsville, Pa.
64	Froholdt, Hjalte	OL	6-5	310	8/20/1996	R	Arkansas	Bradenton, Fla.
42	Gant, Malik	DB	6-2	203	5/29/1997	R	Marshall	Washington, D.C.
15	Harry, N'Keal	WR	6-4	225	12/17/1997	R	Arizona State	Chandler, Ariz.
36	King, Brandon	LB	6-2	220	6/8/1993	5	Auburn	Alabaster, Ala.
95	Rivers, Derek	DE	6-5	250	5/9/1994	3	Youngstown State	Kinston, N.C.
41	Ross, D'Angelo	DB	5-9	190	10/29/1996	R	New Mexico	La Puente, Calif.
76	Wynn, Isaiah	OL	6-2	310	12/9/1995	2	Georgia	St. Petersburg, Fla.

## RESERVE/INJURED

#	NAME	POS
15	N'Keal Harry	WR
36	Brandon King	LB
41	D'Angelo Ross	DB
42	Malik Gant	DB
46	James Develin	FB
58	Keionta Davis	DL
60	David Andrews	C
64	Hjalte Froholdt	OL
76	Isaiah Wynn	OL
95	Derek Rivers	DE

## RESERVE/NON-FOOTBALL INJURY

#	NAME	POS	HT	WT	BORN	YR	COLLEGE	H.S. HOMETOWN
63	Cajuste, Yodny	OL	6-5	310	2/21/1996	R	West Virginia	Miami, Fla.

## RESERVE/NON-FOOTBALL INJURY

#	NAME	POS
63	Yodny Cajuste	OL

## RESERVE/PHYSICALLY UNABLE TO PERFORM

#	NAME	POS	HT	WT	BORN	YR	COLLEGE	H.S. HOMETOWN
19	Meredith, Cameron	WR	6-3	207	9/21/1992	5	Illinois State	Westchester, Ill.

## RESERVE/PUP

#	NAME	POS
19	Cameron Meredith	WR

## HEAD COACH: BILL BELICHICK

**ASSISTANTS:** Cam Achord, Assistant Special Teams; Steve Belichick, Secondary, Safeties; Bret Bielema, Defensive Line; Moses Cabrera, Head Strength and Conditioning; Nick Caley, Tight Ends; DeMarcus Covington, Outside Linebackers; Ivan Fears, Running Backs; Joe Judge, Special Teams Coordinator/Wide Receivers; Mick Lombardi, Assistant Quarterbacks; Deron Mayo, Assistant Strength and Conditioning; Jerod Mayo, Inside Linebackers; Josh McDaniels, Offensive Coordinator/Quarterbacks; Mike Pellegrino, Cornerbacks; Cole Popovich, Assistant Running Backs; Dante Scarnecchia, Offensive Line.





# 2019 NUMERICAL ROSTER

October 1, 2019

#	NAME	POS	HT	WT	AGE	YR	COLLEGE	HOW ACQ.
3	Stephen Gostkowski	K	6-1	215	35	14	Memphis	D4b-06
4	Jarrett Stidham	QB	6-3	215	23	R	Auburn	D4b-19
6	Cody Kessler	QB	6-1	215	26	4	Southern California	FA-19
7	Jake Bailey	P	6-2	205	22	R	Stanford	D5b-19
10	Josh Gordon	WR	6-3	225	28	4	Baylor	TR (CLE)-18
11	Julian Edelman	WR	5-10	198	33	11	Kent State	D7a-09
12	Tom Brady	QB	6-4	225	42	20	Michigan	D6b-00
13	Phillip Dorsett II	WR	5-10	192	26	5	Miami (Fla.)	TR (IND)-17
16	Jakobi Meyers	WR	6-2	200	22	R	North Carolina State	FA-19
18	Matthew Slater	WR	6-0	205	34	12	UCLA	D5-08
21	Duron Harmon	DB	6-1	205	28	7	Rutgers	D3b-13
23	Patrick Chung	S	5-11	215	32	11	Oregon	FA-14
24	Stephon Gilmore	CB	6-1	202	29	8	South Carolina	UFA (BUF)-17
25	Terrence Brooks	DB	5-11	205	27	6	Florida State	UFA (NYJ)-19
26	Sony Michel	RB	5-11	215	24	2	Georgia	D1b-18
27	J.C. Jackson	DB	6-1	198	23	2	Maryland	FA-18
28	James White	RB	5-10	205	27	6	Wisconsin	D4b-14
30	Jason McCourty	CB	5-11	195	32	11	Rutgers	TR (CLE)-18
31	Jonathan Jones	DB	5-10	190	26	4	Auburn	FA-16
32	Devin McCourty	DB	5-10	195	32	10	Rutgers	D1-10
33	Joejuan Williams	CB	6-3	212	21	R	Vanderbilt	D2-19
34	Rex Burkhead	RB	5-10	215	29	7	Nebraska	UFA (CIN)-17
37	Damien Harris	RB	5-11	213	22	R	Alabama	D3b-19
38	Brandon Bolden	RB	5-11	220	29	8	Mississippi	UFA (MIA)-19
43	Nate Ebner	DB	6-0	215	30	8	Ohio State	D6-12
47	Jakob Johnson	FB	6-3	255	24	1	Tennessee	FA-19
49	Joe Cardona	LS	6-3	245	27	5	Navy	D5-15
50	Chase Winovich	DL	6-3	250	24	R	Michigan	D3a-19
51	Ja'Whaun Bentley	LB	6-2	255	23	2	Purdue	D5-18
52	Elandon Roberts	LB	6-0	238	25	4	Houston	D6b-16
53	Kyle Van Noy	LB	6-3	250	28	6	Brigham Young	TR (DET)-16
54	Dont'a Hightower	LB	6-3	260	29	8	Alabama	D1b-12
55	John Simon	DE	6-2	260	28	7	Ohio State	FA-18
58	Jamie Collins Sr.	LB	6-3	255	29	7	Southern Mississippi	FA-19
61	Marcus Cannon	OL	6-6	335	31	9	Texas Christian	D5a-11
62	Joe Thuney	OL	6-5	308	26	4	North Carolina State	D3a-16
63	Caleb Benenoch	OL	6-5	305	25	4	UCLA	FA-19
65	Jermaine Eluemunor	OL	6-4	335	24	3	Texas A&M	TR (BAL)-19
66	James Ferentz	OL	6-2	300	30	4	Iowa	FA-17
69	Shaq Mason	OL	6-1	310	26	5	Georgia Tech	D4c-15
70	Adam Butler	DL	6-5	300	25	3	Vanderbilt	FA-17
71	Danny Shelton	DL	6-2	345	26	5	Washington	FA-19
72	Marshall Newhouse	OL	6-4	330	31	10	Texas Christian	FA-19
74	Korey Cunningham	OL	6-6	311	24	2	Cincinnati	TR (ARI)-19
75	Ted Karras	OL	6-4	305	26	4	Illinois	D6c-16
77	Michael Bennett	DL	6-4	275	33	11	Texas A&M	TR (PHI)-19
80	Gunner Olszewski	WR	6-0	190	22	R	Bemidji State	FA-19
83	Matt LaCrosse	TE	6-6	255	27	4	Illinois	FA-19
84	Ben Watson	TE	6-3	255	38	16	Georgia	FA-19
85	Ryan Izzo	TE	6-5	255	23	2	Florida State	D7c-18
90	Shilique Calhoun	LB	6-4	260	27	4	Michigan State	FA-19
91	Deatrich Wise Jr.	DL	6-5	275	25	3	Arkansas	D4-17
93	Lawrence Guy	DL	6-4	315	29	9	Arizona State	UFA (BAL)-17
99	Byron Cowart	DL	6-3	300	23	R	Maryland	D5a-19

## PRACTICE SQUAD

#	NAME	POS	HT	WT	AGE	YR	COLLEGE	HOW ACQ.
22	Obi Melifonwu	DB	6-4	224	25	3	Connecticut	FA-18
29	Nate Brooks	CB	6-0	192	23	R	North Texas	FA-19
48	Calvin Munson	LB	6-0	243	24	2	San Diego State	FA-18
59	Terez Hall	LB	6-2	235	22	R	Missouri	FA-19
67	Dan Skipper	OL	6-9	325	25	1	Arkansas	FA-18
68	Najee Toran	OL	6-2	305	23	1	UCLA	FA-19
82	Jason Vander Laan	TE	6-3	245	27	2	Ferris State	FA-19
92	Nick Thurman	DL	6-4	305	24	1	Houston	FA-19
94	Ufomba Kamalu	DL	6-6	295	26	3	Miami (Fla.)	FA-18
96	Scooby Wright III	LB	6-0	240	25	3	Arizona	FA-19

## RESERVE/INJURED

#	NAME	POS	HT	WT	AGE	YR	COLLEGE	DATE
15	N'Keal Harry	WR	6-4	225	21	R	Arizona State	(9/2/2019)
36	Brandon King	LB	6-2	220	26	5	Auburn	(8/25/2019)
41	D'Angelo Ross	DB	5-9	190	22	R	New Mexico	(8/13/2019)
42	Malik Gant	DB	6-2	203	22	R	Marshall	(8/31/2019)
46	James Develin	FB	6-3	255	31	7	Brown	(9/23/2019)
58	Keionta Davis	DL	6-4	280	25	3	Tennessee-Chattanooga	(8/26/2019)
60	David Andrews	C	6-3	300	27	5	Georgia	(8/31/2019)
64	Hjalte Froholdt	OL	6-5	310	23	R	Arkansas	(8/31/2019)
76	Isaiah Wynn	OL	6-2	310	23	2	Georgia	(9/17/19)
95	Derek Rivers	DE	6-5	250	25	3	Youngstown State	(8/31/2019)

## RESERVE/NON-FOOTBALL INJURY

#	NAME	POS	HT	WT	AGE	YR	COLLEGE	DATE
63	Yodny Cajuste	OL	6-5	310	23	R	West Virginia	(8/31/2019)

## RESERVE/PHYSICALLY UNABLE TO PERFORM

#	NAME	POS	HT	WT	AGE	YR	COLLEGE	DATE
19	Cameron Meredith	WR	6-3	207	27	5	Illinois State	(8/31/2019)



# 2019 POSITIONAL ROSTER

October 1, 2019								
DEFENSE (24)								
#	NAME	POS	HT	WT	BORN	YR	COLLEGE	H.S. HOMETOWN
<b>DEFENSIVE LINE (8)</b>								
77	Bennett, Michael	DL	6-4	275	11/13/1985	11	Texas A&M	Houston, Texas
70	Butler, Adam	DL	6-5	300	4/12/1994	3	Vanderbilt	Duncanville, Texas
99	Cowart, Byron	DL	6-3	300	5/20/1996	R	Maryland	Tampa, Fla.
93	Guy, Lawrence	DL	6-4	315	3/17/1990	9	Arizona State	Las Vegas, Nev.
71	Shelton, Danny	DL	6-2	345	8/20/1993	5	Washington	Auburn, Wash.
55	Simon, John	DE	6-2	260	10/14/1990	7	Ohio State	Youngstown, Ohio
50	Winovich, Chase	DL	6-3	250	4/19/1995	R	Michigan	Jefferson Hills, Pa.
91	Wise Jr., Deatrich	DL	6-5	275	7/26/1994	3	Arkansas	Carrollton, Texas
<b>LINEBACKER (6)</b>								
51	Bentley, Ja'Whaun	LB	6-2	255	8/24/1996	2	Purdue	Glenarden, Md.
90	Calhoun, Shilique	LB	6-4	260	3/20/1992	4	Michigan State	Middletown, N.J.
58	Collins Sr., Jamie	LB	6-3	255	10/20/1989	7	Southern Mississippi	McCall Creek, Miss.
54	Hightower, Dont'a	LB	6-3	260	3/12/1990	8	Alabama	Lewisburg, Tenn.
52	Roberts, Elandon	LB	6-0	238	4/22/1994	4	Houston	Port Arthur, Texas
53	Van Noy, Kyle	LB	6-3	250	3/26/1991	6	Brigham Young	Reno, Nev.
<b>DEFENSIVE BACK (10)</b>								
25	Brooks, Terrence	DB	5-11	205	3/2/1992	6	Florida State	Dunnellon, Fla.
23	Chung, Patrick	S	5-11	215	8/19/1987	11	Oregon	Rancho Cucamonga, Calif.
43	Ebner, Nate	DB	6-0	215	12/14/1988	8	Ohio State	Dublin, Ohio
24	Gilmore, Stephon	CB	6-1	202	9/19/1990	8	South Carolina	Rock Hill, S.C.
21	Harmon, Duron	CB	6-1	205	1/24/1991	7	Rutgers	Magnolia, Del.
27	Jackson, J.C.	DB	6-1	198	11/17/1995	2	Maryland	Immokalee, Fla.
31	Jones, Jonathan	DB	5-10	190	9/20/1993	4	Auburn	Carrollton, Ga.
32	McCourtly, Devin	DB	5-10	195	8/13/1987	10	Rutgers	Nyack, N.Y.
30	McCourtly, Jason	CB	5-11	195	8/13/1987	11	Rutgers	Nyack, N.Y.
33	Williams, Joejuan	CB	6-3	212	12/6/1997	R	Vanderbilt	Nashville, Tenn.
OFFENSE (27)								
#	NAME	POS	HT	WT	BORN	YR	COLLEGE	H.S. HOMETOWN
<b>OFFENSIVE LINE (9)</b>								
63	Benenoch, Caleb	OL	6-5	305	8/8/1994	4	UCLA	Katy, Texas
61	Cannon, Marcus	OL	6-6	335	5/6/1988	9	Texas Christian	Odessa, Texas
74	Cunningham, Korey	OL	6-6	311	5/17/1995	2	Cincinnati	Montavillo, Ala.
65	Elumunor, Jermaine	OL	6-4	335	12/13/1994	3	Texas A&M	Rockaway, N.J.
66	Ferentz, James	OL	6-2	300	6/5/1989	4	Iowa	Iowa City, Iowa
75	Karras, Ted	OL	6-4	305	3/15/1993	4	Illinois	Indianapolis, Ind.
69	Mason, Shaq	OL	6-1	310	8/28/1993	5	Georgia Tech	Columbia, Tenn.
72	Newhouse, Marshall	OL	6-4	330	9/29/1988	10	Texas Christian	Dallas, Texas
62	Thuney, Joe	OL	6-5	308	11/18/1992	4	North Carolina State	Centerville, Ohio
<b>QUARTERBACK (3)</b>								
12	Brady, Tom	QB	6-4	225	8/3/1977	20	Michigan	San Mateo, Calif.
6	Kessler, Cody	QB	6-1	215	5/11/1993	4	Southern California	Bakersfield, Calif.
4	Stidham, Jarrett	QB	6-3	215	8/8/1996	R	Auburn	Stephenville, Texas
<b>WIDE RECEIVER (6)</b>								
13	Dorsett II, Phillip	WR	5-10	192	1/5/1993	5	Miami (Fla.)	Ft. Lauderdale, Fla.
11	Edelman, Julian	WR	5-10	198	5/22/1986	11	Kent State	Redwood City, Calif.
10	Gordon, Josh	WR	6-3	225	4/13/1991	4	Baylor	Houston
16	Meyers, Jakobi	WR	6-2	200	11/9/1996	R	North Carolina State	Lithonia, Ga.
80	Olsewski, Gunner	WR	6-0	190	11/26/1996	R	Bemidji State	Alvin, Texas
18	Slater, Matthew	WR	6-0	205	9/9/1985	12	UCLA	Anaheim, Calif.
<b>RUNNING BACK (6)</b>								
38	Bolden, Brandon	RB	5-11	220	1/26/1990	8	Mississippi	Baton Rouge, La.
34	Burkhead, Rex	RB	5-10	215	7/2/1990	7	Nebraska	Plano, Texas
37	Harris, Damien	RB	5-11	213	2/11/1997	R	Alabama	Richmond, Ky.
47	Johnson, Jakob	FB	6-3	255	12/15/1994	1	Tennessee	Stuttgart, Germany
26	Michel, Sony	RB	5-11	215	2/17/1995	2	Georgia	Plantation, Fla.
28	White, James	RB	5-10	205	2/3/1992	6	Wisconsin	Ft. Lauderdale, Fla.
<b>TIGHT END (3)</b>								
85	Izzo, Ryan	TE	6-5	255	12/21/1995	2	Florida State	Sparta, N.J.
83	LaCrosse, Matt	TE	6-6	255	9/21/1992	4	Illinois	Naperville, Ill.
84	Watson, Ben	TE	6-3	255	12/18/1980	16	Georgia	Rock Hill, S.C.
SPECIALISTS (3)								
#	NAME	POS	HT	WT	BORN	YR	COLLEGE	H.S. HOMETOWN
<b>SPECIALISTS (3)</b>								
7	Bailey, Jake	P	6-2	205	6/18/1997	R	Stanford	Solana Beach, Calif.
49	Cardona, Joe	LS	6-3	245	4/16/1992	5	Navy	El Cajon, Calif.
3	Gostkowski, Stephen	K	6-1	215	1/28/1984	14	Memphis	Madison, Miss.
RESERVE/INJURED (10)								
#	NAME	POS	HT	WT	BORN	YR	COLLEGE	H.S. HOMETOWN
<b>RESERVE/INJURED (10)</b>								
60	Andrews, David	C	6-3	300	7/10/1992	5	Georgia	Johns Creek, Ga.
58	Davis, Keionta	DL	6-4	280	3/1/1994	3	Tennessee-Chattanooga	Chattanooga, Tenn.
46	Develin, James	FB	6-3	255	7/23/1988	7	Brown	Gilbertsville, Pa.
64	Froholdt, Hjalte	OL	6-5	310	8/20/1996	R	Arkansas	Bradenton, Fla.
42	Gant, Malik	DB	6-2	203	5/29/1997	R	Marshall	Washington, D.C.
15	Harry, N'Keal	WR	6-4	225	12/17/1997	R	Arizona State	Chandler, Ariz.
36	King, Brandon	LB	6-2	220	6/8/1993	5	Auburn	Alabaster, Ala.
95	Rivers, Derek	DE	6-5	250	5/9/1994	3	Youngstown State	Kinston, N.C.
41	Ross, D'Angelo	DB	5-9	190	10/29/1996	R	New Mexico	LaPuente, Calif.
76	Wynn, Isaiah	OL	6-2	310	12/9/1995	2	Georgia	St. Petersburg, Fla.
RESERVE/NON-FOOTBALL INJURY (1)								
#	NAME	POS	HT	WT	BORN	YR	COLLEGE	H.S. HOMETOWN
<b>RESERVE/NFI (1)</b>								
63	Cajuste, Yodny	OL	6-5	310	2/21/1996	R	West Virginia	Miami, Fla.
RESERVE/PUP (1)								
#	NAME	POS	HT	WT	BORN	YR	COLLEGE	H.S. HOMETOWN
<b>RESERVE/PUP (1)</b>								
19	Meredith, Cameron	WR	6-3	207	9/21/1992	5	Illinois State	Westchester, Ill.





# HOW THE PATRIOTS WERE BUILT

UPDATED: October 1, 2019

<u>YEAR</u>	<u>DRAFTEES (25)</u>	<u>VETERAN FREE AGENTS (15)</u>	<u>WAIVERS (0) / TRADES (8)</u>	<u>ROOKIE AND FIRST-YEAR FREE AGENTS (6)</u>
2000	Tom Brady (6b)			
2006	Stephen Gostkowski (4b)			
2008	Matthew Slater (5)			
2009	Julian Edelman (7a)			
2010	Devin McCourty (1)			
2011	Marcus Cannon (5a)			
2012	Dont'a Hightower (1b) Nate Ebner (6)			
2013	Duron Harmon (3b)			
2014	James White (4b)	Patrick Chung (2) (NE)		
2015	Shaq Mason (4c) Joe Cardona (5)			
2016	Joe Thuney (3a) Elandon Roberts (6b) Ted Karras (6c)		Kyle Van Noy (2) (tr-DET)	Jonathan Jones (fa)
2017	Deatrich Wise Jr. (4)	Rex Burkhead (6) (CIN) Stephon Gilmore (1) (BUF) Lawrence Guy (7) (GB)	Phillip Dorsett II (1) (tr-IND)	Adam Butler (fa)
2018	Sony Michel (1b) Ja'Whaun Bentley (5) Ryan Izzo (7c)	James Ferentz (fa) (HOU) John Simon (4) (BAL)	Josh Gordon (Sup-2) (tr-CLE) Jason McCourty (6) (tr-CLE) Danny Shelton (1) (tr-CLE)	J.C. Jackson (fa)
2019	Joejuan Williams (2) Chase Winovich (3a) Damien Harris (3b) Jarrett Stidham (4b) Byron Cowart (5a) Jake Bailey (5b)	Caleb Benenoch (f) (TB) Brandon Bolden (fa) (NE) Terrence Brooks (3) (BAL) Shilique Calhoun (3) (OAK) Jamie Collins Sr. (2) (NE) Cody Kessler (4) (CLE) Matt LaCosse (fa) (NYG) Marshall Newhouse (5) (GB) Ben Watson (1) (NE)	Michael Bennett (fa) (tr-PHI) Korey Cunningham (7) (tr-ARI) Jermaine Eluemunor (fa) (tr-BAL)	Jakob Johnson (fa) Jakobi Meyers (fa) Gunner Olszewski (fa)

**NOTE:** Team in parenthesis is the player's original team  
(#) – indicates round drafted  
(fa) – indicates non-drafted free agents

## RESERVE/NFI LIST

Yodny Cajuste (3c)

## RESERVE/PUP LIST

Cameron Meredith (fa) (CHI)

## RESERVE/INJURED LIST

David Andrews (fa)  
Keionta Davis (fa)  
James Develin (fa) (CIN)  
Hjalte Froholdt (4a)  
Malik Gant (fa)  
N'Keal Harry (1)  
Brandon King (fa)  
Derek Rivers (3a)  
D'Angelo Ross (fa)  
Isaiah Wynn (1a)

# UNOFFICIAL DEPTH CHART

Unofficial depth chart compiled by Patriots media relations

## OFFENSE

<b>WR:</b>	10 Josh Gordon	<u>16 Jakobi Meyers</u>	18 Matthew Slater
<b>LT:</b>	72 Marshall Newhouse	74 Korey Cunningham	
<b>LG:</b>	62 Joe Thuney	65 Jermaine Eluemunor	
<b>C:</b>	75 Ted Karras	66 James Ferentz	
<b>RG:</b>	69 Shaq Mason	63 Caleb Benenoch	66 James Ferentz
<b>RT:</b>	61 Marcus Cannon	74 Korey Cunningham	
<b>TE:</b>	83 Matt LaCosse	85 Ryan Izzo	84 Ben Watson
<b>WR:</b>	11 Julian Edelman	13 Phillip Dorsett II	<u>80 Gunner Olszewski</u>
<b>QB:</b>	12 Tom Brady	<u>4 Jarrett Stidham</u>	6 Cody Kessler
<b>RB:</b>	26 Sony Michel	47 Jakob Johnson (FB)	<u>37 Damien Harris</u>
<b>RB:</b>	28 James White	34 Rex Burkhead	38 Brandon Bolden

## DEFENSE

<b>LE:</b>	93 Lawrence Guy	91 Deatrich Wise Jr.	<u>50 Chase Winovich</u>
<b>DT:</b>	71 Danny Shelton	70 Adam Butler	<u>99 Byron Cowart</u>
<b>RE:</b>	55 John Simon	77 Michael Bennett	
<b>LB:</b>	58 Jamie Collins Sr.	90 Shilique Calhoun	
<b>LB:</b>	54 Dont'a Hightower	51 Ja'Whaun Bentley	
<b>LB:</b>	52 Elandon Roberts	51 Ja'Whaun Bentley	
<b>LB:</b>	53 Kyle Van Noy	90 Shilique Calhoun	
<b>RCB:</b>	24 Stephon Gilmore	31 Jonathan Jones	<u>33 Joejuan Williams</u>
<b>LCB:</b>	30 Jason McCourty	27 J.C. Jackson	
<b>S:</b>	23 Patrick Chung	21 Duron Harmon	25 Terrence Brooks
<b>S:</b>	32 Devin McCourty	43 Nate Ebner	

## SPECIAL TEAMS

<b>K:</b>	3 Stephen Gostkowski	
<b>P:</b>	<u>7 Jake Bailey</u>	
<b>H:</b>	<u>7 Jake Bailey</u>	
<b>PR:</b>	<u>80 Gunner Olszewski</u>	11 Julian Edelman
<b>KR:</b>	<u>80 Gunner Olszewski</u>	18 Matthew Slater
<b>LS:</b>	49 Joe Cardona	

## PRONUNCIATION GUIDE

Caleb Benenoch	ben-en-KNOCK	Jakob Johnson	YAH-kob
Ja'Whaun Bentley	ja-WHAN	Ted Karras	CARE-us
Shilique Calhoun	sha-LEEK cal-HOON	Matt Lacosse	la-COSS
Joe Cardona	car-DOAN-a	Sony Michel	SO-nee mih-SHELL
Byron Cowart	COW-ert	Gunner Olszewski	O-sheh-ski
Phillip Dorsett II	door-SET	Elandon Roberts	EE-lan-don
Jermaine Eluemunor	eh-LOO-muh-nor	Jarrett Stidham	STID-um
James Ferentz	FAIR-ins	Joe Thuney	TOO-nee
Stephon Gilmore	steph-AHN	Joejuan Williams	joe-WAHN
Stephen Gostkowski	gost-COW-ski	Chase Winovich	WIN-o-vich
Damien Harris	day-MEE-en	Deatrich Wise Jr.	DEE-tritch
Dont'a Hightower	don-TAY		





# 2019 TRANSACTIONS

UPDATED: October 1, 2019

## FEBRUARY 2019

2/5/2019	Croston, Cole	Signed to a future contract
2/5/2019	Eldrenkamp, Jake	Signed to a future contract
2/5/2019	Etling, Danny	Signed to a future contract
2/5/2019	Harris, Trent	Signed to a future contract
2/5/2019	Herron, Frank	Signed to a future contract
2/5/2019	Howard, A.J.	Signed to a future contract
2/5/2019	Mathews, Ryker	Signed to a future contract
2/5/2019	Munson, Calvin	Signed to a future contract
2/5/2019	Parry, David	Signed to a future contract
2/5/2019	Patterson, Damoun	Signed to a future contract
2/5/2019	Skipper, Dan	Signed to a future contract

## MARCH 2019

3/4/2019	Allen, Dwayne	Released
3/4/2019	Andrews, Darren	Released
3/14/2019	Bennett, Michael	Acquired Via Trade (Philadelphia)
3/14/2019	Bolden, Brandon	Signed
3/14/2019	McCourty, Jason	Re-signed
3/15/2019	Brooks, Terrence	Signed
3/15/2019	Ellington, Bruce	Signed
3/15/2019	Harris, Maurice	Signed
3/15/2019	LaCosse, Matt	Signed
3/15/2019	Pennel Jr., Mike	Signed
3/15/2019	Simon, John	Re-signed
3/15/2019	Clayborn, Adrian	Released
3/19/2019	Dorsett, Phillip	Re-signed
3/22/2019	Allen, Ryan	Re-signed
3/24/2019	Gronkowski, Rob	Announced his retirement

## APRIL 2019

4/1/2019	Lang, Cedrick	Signed
4/8/2019	Johnson, Jakob	Signed
4/10/2019	Gostkowski, Stephen	Re-signed
4/10/2019	Seferian-Jenkins, Austin	Signed
4/16/2019	Jones, Jonathan	Re-signed
4/16/2019	Thomas, Demaryius	Signed
4/25/2019	Harry, N'Keal	Drafted
4/26/2019	Williams, Joejuan	Drafted
4/26/2019	Winovich, Chase	Drafted
4/26/2019	Harris, Damien	Drafted
4/26/2019	Cajuste, Yodny	Drafted
4/27/2019	Froholdt, Hjalte	Drafted
4/27/2019	Stidham, Jarrett	Drafted
4/27/2019	Cowart, Byron	Drafted
4/27/2019	Bailey, Jake	Drafted
4/27/2019	Webster, Ken	Drafted
4/29/2019	Hollister, Jacob	Traded to Seattle

## MAY 2019

5/2/2019	Anderson, Calvin	Signed
5/2/2019	Beck, Andrew	Signed
5/2/2019	Brossette, Nick	Signed
5/2/2019	Calhoun, Shilique	Signed
5/2/2019	Davis, Ryan	Signed
5/2/2019	Gant, Malik	Signed
5/2/2019	Gauthier, Tyler	Signed
5/2/2019	Hall, Terez	Signed
5/2/2019	Meyers, Jakobi	Signed
5/2/2019	Ross, D'Angelo	Signed
5/2/2019	St. Louis, Tyree	Signed
5/2/2019	Thurman, Nick	Signed
5/2/2019	Mathews, Ryker	Released
5/6/2019	Ubosi, Xavier	Signed
5/8/2019	Ellington, Bruce	Released
5/10/2019	Watson, Ben	Signed
5/10/2019	Bailey, Jake	Signed/Draft Choice
5/10/2019	Cajuste, Yodny	Signed/Draft Choice
5/10/2019	Cowart, Byron	Signed/Draft Choice
5/10/2019	Froholdt, Hjalte	Signed/Draft Choice
5/10/2019	Stidham, Jarrett	Signed/Draft Choice
5/10/2019	Webster, Ken	Signed/Draft Choice
5/10/2019	Williams, Joejuan	Signed/Draft Choice
5/13/2019	Inman, Dontrelle	Signed
5/13/2019	Veldheer, Jared	Signed
5/13/2019	Anderson, Calvin	Released
5/13/2019	Ubosi, Xavier	Released
5/15/2019	Harry, N'Keal	Signed/Draft Choice
5/16/2019	Collins Sr., Jamie	Signed
5/16/2019	Herron, Frank	Released
5/20/2019	Shelton, Danny	Signed
5/20/2019	Eldrenkamp, Jake	Released
5/21/2019	Veldheer, Jared	Reserve/Retired
5/23/2019	Olszewski, Gunner	Signed

## JUNE 2019

6/4/2019	Seferian-Jenkins, Austin	Released
6/4/2019	Winovich, Chase	Signed/Draft Choice
6/5/2019	Harris, Damien	Signed/Draft Choice

## JULY 2019

7/24/2019	Kendricks, Lance	Signed
7/24/2019	Schwenke, Brian	Reserve/Retired
7/26/2019	Dielman, J.J.	Signed
7/29/2019	Dielman, J.J.	Reserve/Retired
7/30/2019	Ivey, Martez	Signed
7/30/2019	Croston, Cole	Released

## AUGUST 2019

8/2/2019	Meredith, Cameron	Signed
8/12/2019	Croston, Cole	Signed
8/12/2019	Ross, D'Angelo	Released
8/13/2019	Saubert, Eric	Acquired Via Trade (Atlanta)
8/13/2019	Etling, Danny	Released
8/13/2019	Ross, D'Angelo	Placed on Reserve/Injured
8/18/2019	Inman, Dontrelle	Released
8/20/2019	Allen, Ryan	Released
8/25/2019	Davis, Keionta	Released
8/25/2019	Harris, Maurice	Released
8/25/2019	King, Brandon	Placed on Reserve/Injured
8/25/2019	Martin, Robert	Signed
8/25/2019	Wright, Scooby	Signed
8/26/2019	Pennel Jr., Mike	Released
8/26/2019	Martin, Robert	Released
8/26/2019	Davis, Keionta	Placed on Reserve/Injured
8/29/2019	Cunningham, Korey	Acquired Via Trade (Arizona)
8/29/2019	Eluemunor, Jermaine	Acquired Via Trade (Baltimore)
8/31/2019	Bodine, Russell	Acquired Via Trade (Buffalo)
8/31/2019	Dawson Jr., Duke	Traded to Denver
8/31/2019	Andrews, David	Placed on Reserve/Injured
8/31/2019	Froholdt, Hjalte	Placed on Reserve/Injured
8/31/2019	Gant, Malik	Placed on Reserve/Injured
8/31/2019	Rivers, Derek	Placed on Reserve/Injured
8/31/2019	Cajuste, Yodny	Placed on Non-Football Injury List
8/31/2019	Meredith, Cameron	Placed on Reserve/PUP List
8/31/2019	Anderson, Stephen	Released
8/31/2019	Beck, Andrew	Released
8/31/2019	Berrios, Braxton	Released
8/31/2019	Croston, Cole	Released
8/31/2019	Davis, Ryan	Released
8/31/2019	Ferentz, James	Released
8/31/2019	Gauthier, Tyler	Released
8/31/2019	Hall, Terez	Released
8/31/2019	Harris, Trent	Released
8/31/2019	Howard, A.J.	Released
8/31/2019	Hoyer, Brian	Released
8/31/2019	Ivey, Martez	Released
8/31/2019	Johnson, Jakob	Released
8/31/2019	Kamalu, Ufomba	Released
8/31/2019	Lang, Cedrick	Released
8/31/2019	Munson, Calvin	Released
8/31/2019	Parry, David	Released
8/31/2019	Patterson, Damoun	Released
8/31/2019	Sam, Christian	Released
8/31/2019	Saubert, Eric	Released
8/31/2019	Skipper, Dan	Released
8/31/2019	St. Louis, Tyree	Released
8/31/2019	Thomas, Demaryius	Released
8/31/2019	Thurman, Nick	Released
8/31/2019	Webster, Ken	Released
8/31/2019	Wright, Scooby	Released

## SEPTEMBER 2019

9/1/2019	Crossem Keion	Traded to Houston
9/1/2019	Anderson, Stephen	Signed to the practice squad
9/1/2019	Hall, Terez	Signed to the practice squad
9/1/2019	Johnson, Jakob	Signed to the practice squad
9/1/2019	Kamalu, Ufomba	Signed to the practice squad
9/1/2019	Munson, Calvin	Signed to the practice squad
9/1/2019	St. Louis, Tyree	Signed to the practice squad
9/1/2019	Skipper, Dan	Signed to the practice squad
9/1/2019	Thurman, Nick	Signed to the practice squad
9/2/2019	Thomas, Demaryius	Signed
9/2/2019	Harry, N'Keal	Placed on Reserve/Injured
9/2/2019	Gossett, Colby	Signed to the practice squad
9/2/2019	Green, Gerri	Signed to the practice squad
9/2/2019	Toran, Najee	Signed to the practice squad
9/2/2019	St. Louis, Tyree	Released from the practice squad
9/6/2019	Ferentz, James	Signed
9/6/2019	Bodine, Russell	Released
9/9/2019	Brown, Antonio	Signed
9/9/2019	Melifonwu, Obi	Released
9/9/2019	Kendricks, Lance	Released
9/9/2019	Anderson, Stephen	Released from the practice squad
9/11/2019	Thomas, Demaryius	Traded to N.Y. Jets
9/11/2019	Newhouse, Marshall	Signed
9/11/2019	Brooks, Nate	Signed to the practice squad
9/11/2019	Melifonwu, Obi	Signed to the practice squad
9/11/2019	Gossett, Colby	Released from the practice squad
9/17/2019	Benenoch, Caleb	Signed
9/17/2019	Wynn, Isaiah	Placed on Reserve/Injured



# 2019 TRANSACTIONS

---

## SEPTEMBER 2019 (continued)

9/20/2019	Wright III, Scooby	Signed to the practice squad
9/20/2019	Green, Gerri	Released from the practice squad
9/20/2019	Brown, Antonio	Released
9/21/2019	Johnson, Jakob	Signed from the practice squad
9/23/2019	Develin, James	Placed on Reserve//Injured
9/25/2019	Kessler, Cody	Signed
9/25/2019	Vander Laan, Jason	Signed to the practice squad



# PATRIOTS AT WASHINGTON REDSKINS

## SERIES HISTORY

The New England Patriots and the Washington Redskins will meet in the regular season for the 11th time in team history and for the only the fourth time at Washington. The Patriots have won the last three games against the Redskins, including a 27-10 win in the last meeting on Nov. 8, 2015, at Gillette Stadium. The Patriots have outscored Washington 113-44 in those three consecutive wins.

While the regular-season matchups have been infrequent, the Patriots and Redskins have met in the preseason 22 times.

Washington leads the all-time regular-season series, holding a 6-4 advantage. After the Patriots won the first game of the series in 1972, they lost the next six meetings, before going on the current three-game winning streak dating back to 2007.

The Patriots earned their first regular-season win in Washington in the most recent meeting between the two teams at FedEx Field, when the Patriots defeated the Redskins, 34-27, on Dec. 11, 2011.

### REGULAR SEASON • REDSKINS 6, PATRIOTS 4

DATE	RESULT	SCORE	H/A	STADIUM
10/01/72	W	24-23	H	Schaefer Stadium
09/03/78	L	14-16	H	Schaefer Stadium
10/25/81	L	22-24	A	RFK Stadium
09/23/84	L	10-26	H	Sullivan Stadium
12/15/90	L	10-25	H	Foxboro Stadium
10/13/96	L	22-27	H	Foxboro Stadium
09/28/03	L	17-20	A	FedEx Field
10/28/07	W	52-7	H	Gillette Stadium
12/11/11	W	34-27	A	FedEx Field
11/08/15	W	27-10	H	Gillette Stadium

## QUICK HIT

- New England's victory over Washington in 2011 was their first win in Washington, the only NFL city that the Patriots had never won on the road. The Patriots are now 1-2 in the nation's capital.

## TALE OF THE TAPE

2019 Regular Season	New England	Washington
Record	4-0	0-4
Divisional Standings	1st	4th
Total Yards Gained	1,449	1,185
Total Offense (Rank)	362.3 (15)	296.3 (28)
Rush Offense	91.3 (24)	49.8 (31)
Pass Offense	271.0 (9)	246.5 (16)
Points Per Game	30.5 (5)	16.5 (28t)
Total Yards Allowed	972	1,597
Total Defense (Rank)	243.0 (1)	399.3 (28)
Rush Defense	61.3 (2)	147.5 (29)
Pass Defense	181.8 (2)	251.8 (18)
Points Allowed/Game	6.8 (1)	29.5 (31)
Possession Avg.	32:54	26:07
Sacks Allowed/Yards Lost	4/23	9/91
Sacks Made/Yards	18/113	5/31
Total Touchdowns Scored	15	8
Penalties Against/Yards	28/237	39/259
Punts/Avg.	22/45.9	16/52.3
Turnover Differential	+6 (1t)	-3 (25t)

## LAST REGULAR-SEASON MEETING:

### PATRIOTS 27, REDSKINS 10

#### NOVEMBER 8, 2015 • GILLETTE STADIUM

	1	2	3	4	Final
Washington Redskins	0	3	0	7	10
New England Patriots	14	3	3	7	27

## SCORING SUMMARY

### First Quarter:

NE: J.Edelman 8 yd. pass from T.Brady (S.Gostkowski kick) (13-84, 5:59)

NE: L.Blount 5 yd. run (S.Gostkowski kick) (6-28, 1:59)

### Second Quarter:

NE: S.Gostkowski 21 yd. Field Goal (10-61, 5:03)

WAS: D.Hopkins 23 yd. Field Goal (16-75, 7:43)

### Third Quarter:

NE: S.Gostkowski 21 yd. Field Goal (9-54, 4:38)

### Fourth Quarter:

NE: B.Bolden 18 yd. pass from T.Brady (S.Gostkowski kick) (14-88, 7:42)

WAS: J.Reed 3 yd. pass from K.Cousins (D.Hopkins kick) (12-83, 3:26)

## TEAM STATISTICS

	WAS	NE
First Downs	16	27
Rushes-Yds	15-37	37-161
Passing Yds (Net)	213 (217)	299 (299)
Passes Att-Comp-Int	40-22-1	39-26-1
Total Offense Plays-Yds	250-56	460-76
Punt Returns-Yards	1-9	2--2
Kickoff Returns-Yards	3-48	2-18
Interception Returns-Yards	1-44	1-13
Punts (Number-Avg)	4-47.0	2-34.5
Fumbles-Lost	2-1	2-1
Penalties-Yards	4-27	6-43
Possession Time	22:55	37:05
Third-Down Conversions	7-14	9-16
Fourth-Down Conversions	0-1	1-1
Red-Zone Scores-Chances	1-2	3-6
Sacks By: Number-Yards	0-0	1-4

**Attendance: 66,829**

**RUSHING: NE** - L.Blount 29-129, D.Lewis 4-14, B.Bolden 1-12, D.Amendola 1-8, T.Brady 1-1, J.Garoppolo 1-1. **WAS** - M.Jones 11-27, A.Morris 4-10.

**PASSING: NE** - T.Brady 39-26-299 2 TD/1 INT. **WAS** - K.Cousins 40-22-217 1 TD/1 INT.

**RECEIVING: NE** - B.LaFell 5-102, J.Edelman 5-55, R.Gronkowski 4-47, D.Lewis 4-39, D.Amendola 4-24, B.Bolden 3-27, S.Chandler 1-5. **WAS** - J.Crowder 6-50, P.Garcon 4-70, J.Reed 3-18, D.Jackson 3-15, A.Roberts 2-26, C.Thompson 2-21, M.Jones 2-17.





# PATRIOTS AT WASHINGTON REDSKINS

## CONNECTIONS

### FORMER COLLEGE TEAMMATES



NE RB Damien Harris - (2015-18) \*\*  
WAS DL Jonathan Allen - (2013-16) \*\*  
WAS LB Ryan Anderson - (2013-16) \*  
WAS S Landon Collins - (2012-14)\*  
WAS LB Shaun Dion Hamilton - (2014-17)\*\*  
WAS DL Daron Payne - (2015-17)\*\*  
WAS C Ross Pierschbacher - (2015-18)\*\*



NE DL Deatrich Wise Jr. - (2012-16)  
WAS TE Jeremy Sprinkle - (2013-16)



NE DB Jonathan Jones - (2012-15)  
WAS LB Cassanova McKinzy - (2012-15)



NE DB Terrence Brooks - (2010-13)  
WAS RB Chris Thompson - (2009-12)



NE OL James Ferentz - (2008-12)  
WAS G Brandon Schreff - (2010-14)



NE WR Phillip Dorsett - (2011-14)  
WAS OT Ereck Flowers - (2012-14)  
WAS OQC Chris O'Hara - Student Assistant (2011-12), GA (2013)



NE LB Shilique Calhoun - (2012-15)  
WAS S Montae Nicholson - (2014-16)



NE WR Jakobi Meyers - (2015-18)  
WAS WR Kelvin Harmon - (2016-18)



NE DB Duron Harmon - (2009-12)  
WAS TE Coach Brian Angelichio - TE Coach (2011)



NE DL Michael Bennett - (2005-08)  
NE OL Jermaine Eluemunor - (2014-17)  
WAS RB Coach Randy Jordan - RB Coach (2008-11)  
WAS S Deshaun Everett - (2011-14)



NE WR Matthew Slater - (2005-07)  
NA OL Caleb Benenoch - (2013-15)  
WAS OL Coach Phil Rauscher - OL (2004-05), U.G.A. (2006-07), G.A. (2008-09)  
WAS CB Fabian Moreau - (2012-16)

**\*Denotes number of National Championships won at the University.  
Alabama won National Championships with these players in 2012, 15 and 17.**

### FORMER PATRIOTS

OC Kevin O'Connell - Quarterback (2008-09).

Senior Offensive Assistant Matt Cavanaugh - Quarterback (1978-82).

ILB Coach Rob Ryan - Linebackers Coach (2001-03).

ILB Jon Bostic - Linebacker (2015)

### D.C./MARYLAND TIES

Head Coach Bill Belichick - Raised in Annapolis, Md.

LB Ja'Whaun Bentley - Grew up in Glenarden, Md. (11.7 miles outside of D.C.).

### NEW ENGLAND TIES

TE Jordan Reed - Attended New London High School (Connecticut)

### FORMER NFL TEAMMATES

CB Stephon Gilmore (2012-16)



WR Coach Ike Hilliard (2013)  
DC Rob Ryan (2016)

DL Danny Shelton (2015-17)  
WR Josh Gordon (2012-18)  
LB Jamie Collins Sr. (2016-18)  
QB Cody Kessler (2016-17)



QB Colt McCoy (2010-12)  
QB Coach Kevin O'Connell (2015)  
TE Coach Brian Angelichio (2014-15)  
DC Ray Horton (2013, 2016)  
Asst. DB Coach Cannon Matthews (2016)  
LB Tanner Vallejo (2018)

DL Michael Bennett (2009-13)



LT Donald Penn (2007-13)  
TE Coach Brian Angelichio (2012-13)

DE John Simon (2013-16)



QB Case Keenum (2013-14)  
OL Tony Bergstrom (2016)

DL Michael Bennett (2018)



DT Treyvon Hester (2018)  
RB Wendell Smallwood (2016-18)

TE Matt LaCosse (2017-18)



QB Case Keenum (2018)  
Asst. Phil Rauscher (2015-17)

DL Michael Bennett (2013-17)



WR Paul Richardson (2014-17)

OL Marshall Newhouse (2017)  
LB Shilique Calhoun (2016-18)



LT Donald Penn (2013-18)  
DT Treyvon Hester (2017)

DL Lawrence Guy (2013-14)



DQC Chad Grimm (2013-14)

RB Rex Burkhead (2013-16)



OC Jay Gruden (2011-13)

DB Jason McCourty (2009-16)



ST Coordinator Nate Kaczor (2012-15)  
DC Ray Horton (2014-15)

DL Lawrence Guy (2012-13)  
WR Phillip Dorsett (2015-16)  
DE John Simon (2017)



DC Greg Manusky (2012-15)  
ILB Jon Bostic (2017)

DC Bill Belichick (1979-90)  
TE Matt LaCosse (2015,17)  
OL Marshall Newhouse (2015-16)



QB Matt Cavanaugh (1990)  
OT Ereck Flowers (2015-18)  
S Landon Collins (2015-18)

OL Jermaine Eluemunor (2017-18)



OL Tony Bergstrom (2017)

QB Cody Kessler (2018)



OT Ereck Flowers (2018)



# PATRIOTS WHAT TO LOOK FOR THIS WEEK

## TEAM

### IF THE PATRIOTS WIN...

- The Patriots will improve to 5-0 for the fifth time in team history and the fourth time under Bill Belichick. The franchise has previously started 5-0 in 1974, 2004, 2007 and 2015.
- The Patriots will extend their NFL record for the most regular-season wins in a decade (2010-present) to 118. The Patriots will also extend their record for the most total wins in a decade to 134, including the playoffs (2010-present).

### TEAMS OF THE DECADES

Team	Years	Reg. Season	Postseason	Total
New England	2010-present	117-31 (.790)	16-6 (.727)	133-37 (.782)
New England	2000-09	112-48 (.700)	14-4 (.778)	126-52 (.708)
Indianapolis	2000-09	115-45 (.719)	9-8 (.529)	124-53 (.701)
San Francisco	1990-99	113-47 (.706)	9-7 (.563)	122-54 (.693)

- The Patriots will improve to 3-0 on the road in 2019, matching their road win total from the season prior. The 2018 Patriots finished 3-5 on the road in the regular season.
- The Patriots will improve their record against the NFC to 55-14 (.797) since 2002, an NFL best for inter-conference games during that time.

### NFL'S BEST INTER-CONFERENCE RECORD SINCE 2002

Team	W	L	T	Pct.
New England	54	14	0	.794
Pittsburgh	46	23	1	.674
Indianapolis	44	25	0	.638
Tennessee	41	28	0	.594

- The Patriots will earn their 104th win on the road since 2000, improving to 104-51 (.671) during that span. They will also improve to 127-76 (.626) on the road since 1994 when Robert Kraft purchased the team, which is the best regular-season road record in the NFL in that time.

### BEST ROAD RECORDS SINCE 1994

Team	W	L	T	Pct
New England	126	76	0	.624
Pittsburgh	112	89	1	.557
Indianapolis	104	98	0	.515
Philadelphia	102	98	2	.510

### WHAT TO LOOK FOR...

- The Patriots defense have had at least five sacks in three straight games, a feat they've accomplished on four prior occasions (1964, 1977, 1985, 1997). They will look to set a new franchise record with their fourth 5-sack game against the Redskins.

### PATRIOTS SACKS IN 2019

Opponent	Week	Sacks
Pittsburgh Steelers	1	1
Miami Dolphins	2	7
New York Jets	3	5
Buffalo Bills	4	5

### MOST SACKS IN 5 CONSECUTIVE GAMES (PATRIOTS HISTORY)

Year	Weeks	Sacks
1963	3-7	32
1977	10-14	30
1977	8-12	26
1985	8-12	24
1963, 1964, 1976, 1979, 1984	---	23

- The Patriots defense has not allowed a passing touchdown in the first four games of the season. The last team to go five straight games without allowing a passing touchdown was the Cleveland Browns in 1988.

## TEAM

### WHAT TO LOOK FOR... (CONT'D)

- Since 2001, the Patriots are 93-13 (.877) when they do not turn the ball over and 88-2 (.978) with a positive turnover margin. In 2019, the Patriots are tied with Chicago for the league lead with a +6 turnover margin through four weeks.
- The Patriots defense is on pace to meet or set new NFL records in 2019 in multiple categories, including interceptions and sacks. With 10 interceptions -- twice more than any other team through four weeks of play -- they are on pace to surpass the 1986 49ers mark of picks. And with 18 sacks through the first quarter of the season, they are on pace to match the 1984 Bears record of 72.

### MOST INTERCEPTIONS IN A SEASON (SINCE 1970)

Team	Year	Interceptions
San Francisco	1986	39
Seattle	1984	38
Pittsburgh	1973	37
Dallas	1981	37

### MOST SACKS IN A SEASON (NFL HISTORY)

Team	Year	Sacks
Chicago	1984	72
Minnesota	1989	71
Chicago	1987	70
New York Giants	1985	68

- Since the beginning of the 2017 season, the Patriots have limited opponents to eight or fewer fourth-quarter points in 32-of-36 games, including four straight games in 2019.
- The Patriots defense is allowing opponents to convert on 13.5 percent of third down plays in 2019, the league best. Against the Jets in Week 3, they did not allow a single third-down conversion, a feat they've accomplished five times since 2000. Only five teams have managed a 0.0 third down percentage twice in the same season: Packers (2005), Eagles (2009), Giants (2010), Dolphins (2011) and Saints (2013).

## HEAD COACH BILL BELICHICK

### IF THE PATRIOTS WIN...

- Belichick will earn his 266th regular-season win, behind Don Shula (328) and George Halas (318). It will also mark his 297th all-time win (regular and postseason), which is third behind Shula (347) and Halas (324).
- ... and score 40 or more points, Belichick will improve to 41-0 since 2000 when leading the Patriots to a 40-point outing.

## QB TOM BRADY

### IF THE PATRIOTS WIN...

- Brady will earn his 53rd win against the NFC, an NFL record for inter-conference wins since the 1970 merger.

### MOST WINS IN INTER-CONFERENCE GAMES SINCE 1970

Tom Brady.....	52
Peyton Manning.....	46
Brett Favre.....	43
Ben Roethlisberger.....	38
Dan Marino.....	37

- Brady will earn his 95th road victory in the regular season, extending his own NFL record. Peyton Manning is second with 85 road wins.



# PATRIOTS WHAT TO LOOK FOR THIS WEEK

## QB TOM BRADY

### IF THE PATRIOTS WIN... (CONT'D)

- Brady will claim his 212th regular-season victory, second-most in NFL history.

### MOST REGULAR-SEASON WINS IN NFL HISTORY

Player	Wins
Adam Vinatieri	217
<b>Tom Brady</b>	<b>211</b>
George Blanda	209
Gary Anderson	201
Jerry Rice	194

- Brady will earn his 242nd career victory (including postseason), extending his NFL record. Peyton Manning is second with 200 career wins.

### WHAT TO LOOK FOR...

- With 300 or more passing yards, Brady will record his 90th 300-yard passing game. That is third in NFL history behind Drew Brees (116) and Peyton Manning (93). The Patriots are 74-15 in Brady's 300-yard passing games.
- Brady has 71,425 passing yards in the regular season in his career and needs 264 yards to pass Brett Favre for third-most in NFL history.

### MOST PASSING YARDS IN NFL HISTORY (REGULAR SEASON ONLY)

Player	Team	Passing Yards
Drew Brees	SD/NO	74,845
Peyton Manning	IND/DEN	71,940
Brett Favre	GB/NYJ/MIN	71,838
<b>Tom Brady</b>	<b>NE</b>	<b>71,575</b>

- Entering Week 5, Brady's 524 regular-season touchdown passes are second-most in NFL history. He will look to edge closer to Peyton Manning, who holds the record with 539 touchdown passes.
- Brady will look to improve his NFL record of 58 career games with three touchdown passes and no interceptions.

## RB REX BURKHEAD

### WHAT TO LOOK FOR...

- Burkhead tallied 41 receiving yards in Week 1 and 47 receiving yards in Week 2. If he tops 40 receiving yards in Week 5, he will match his career high with three games with 40 or more receiving yards in a season, which he set in 2017.

## DL ADAM BUTLER

### WHAT TO LOOK FOR...

- With one sack, Butler (2½ sacks) will set a new career high for sacks in season. His current best is three sacks in 2018.

## LB JAMIE COLLINS SR.

### WHAT TO LOOK FOR...

- Collins has tallied 3½ sacks this season and needs two sacks to tie his career high (5½) set in 2014.

## WR PHILLIP DORSETT

### WHAT TO LOOK FOR...

- With one more touchdown reception, Dorsett will set a new career high for touchdowns in a season. His best was three receiving touchdowns in 2018.

## WR JULIAN EDELMAN

### WHAT TO LOOK FOR...

- With one touchdown reception, Edelman (31) will break a tie with Troy Brown to claim ninth place in club annals for most receiving touchdowns. Wes Welker is eighth with 37 receiving touchdowns.
- Edelman needs 110 receiving yards to break into the top five in franchise history. Edelman, sixth all time, has 5,616 yards, while Irving Fryar sits in fifth place with 5,726 receiving yards.
- Edelman (1,986) needs 14 punt return yards to become the third Patriots player with 2,000 career punt return yards.

## DB J.C. JACKSON

### WHAT TO LOOK FOR...

- With one interception, Jackson will earn his third of the season and match his interception mark for a season he set as a rookie in 2018. He also looks to register picks in back-to-back games this week for the first time in his career.

## DB DEVIN MCCOURTY

### WHAT TO LOOK FOR...

- If McCourty records an interception against the Redskins, his fifth in as many weeks, he would set a new franchise record for most consecutive games with an interception. The last NFL players to tally five-game interception streaks were Reggie Nelson (Cincinnati) and Kurt Coleman (Carolina) in 2015.
- With one interception, McCourty will record his third season of five or more interceptions. He totaled seven interceptions as a rookie in 2010 and five in 2012.
- With two interceptions, McCourty (25) will tie Maurice Hurst for seventh all-time in Patriots history with 27 career interceptions.

## LB KYLE VAN NOY

### WHAT TO LOOK FOR...

- Van Noy has tallied 2½ sacks this season and needs three sacks to tie his career high (5½) set in 2017.

## RB JAMES WHITE

### WHAT TO LOOK FOR...

- White is fourth among all Patriots running backs with 2,296 career receiving yards, behind Tony Collins (2,356), Larry Garron (2,502) and Kevin Faulk (3,701). He needs 61 yards to move into third place on the Patriots all-time list.



# LAST GAME PATRIOTS AT BILLS

## PATRIOTS 16, BILLS 10

SEPTEMBER 29, 2019 • GILLETTE STADIUM

	1	2	3	4	Final
New England Patriots	13	0	3	0	16
Buffalo Bills	0	3	7	0	10

## TEAM NOTES

- Patriots start 4-0 record for ninth time in team history and fifth time under Belichick
- Patriots have 26th undefeated month since 2000
- Patriots have now gone 19 straight seasons without being swept in AFC East play
- Patriots return blocked punt for a TD for second time under Belichick
- D. McCourty ties a team record with a pick in fourth straight game
- J.C. Jackson has first NFL game with two interceptions

### PATS START HOT

The Patriots are off to a 4-0 start for the ninth time in team history (1964, 1974, 1997, 1999, 2004, 2007, 2013, 2015 and 2019) and the fifth time under Bill Belichick.

### PATRIOTS FEAST ON INEXPERIENCE

The Patriots have now won 18 straight games against a first or second-year quarterback, the longest streak in NFL history. The New York Giants (1988-90) and the Los Angeles Rams (1973-79) have the second longest streak at 17 straight wins.

### UNDEFEATED MONTHS

The Patriots finished the month of September with a 4-0 record and now have 26 undefeated months since 2000. It is the most undefeated months in the NFL over that span. Indianapolis is second with 16 undefeated months during that time.

**NOTE: Full list of undefeated months on Page 29.**

### DEFENSE STINGY ON POINTS

The Patriots have allowed 27 points through four games and are on pace to allow just 108 points all season. The 1977 Patriots allowed just 217 points in a 14-game season. The Patriots fewest amount of points allowed in a 16-game season was 237 in 2006. The NFL record for least amount of points in a 16-game season was the 2000 Baltimore Ravens, who allowed 165 total points.

### SINGLE-SEASON TEAM SCORING RECORD

Team	Season	Pts Allowed
Baltimore	2000	165
Chicago	1986	187
Tennessee	2000	191
Pittsburgh	1978	195

### NO BROOMS FOR DIVISION FOES

The Patriots now have victories against all of their division opponents in 2019 and will avoid a series sweep by a division opponent for the 19th straight season to extend their NFL record. It is the longest such streak since the 1970 merger.

### STACKING SACKS

The Patriots defense netted its third straight game with at least five sacks. They had seven sacks at Miami and sacks vs. NY Jets. The Patriots now have 18 sacks in the first four games of the season and are on pace to finish with 72 sacks. That mark would tie the 1984 Chicago Bears for the most sacks in a season. The franchise record for most sacks in a season was 66 in 1963 (14 games). The team record for most sacks in a 16-game season is 57 in 1979. The most sacks for the Patriots under Bill Belichick is 49 in 2015.

### SINGLE-SEASON SACK RECORD

Team	Season	Sacks
Chicago	1984	72
Minnesota	1989	71
Chicago	1987	70
NY Giants	1985	68

### DEFENSE HOLDING STRONG ON THIRD DOWN

A week after holding the Jets to zero first downs and after holding Miami to two third downs in Week 2, the Patriots defense held Buffalo to 2-of-13 on third down. Overall, the Patriots have held teams to just 7-for-52 on third down so far in 2019. The fewest third downs allowed in a 16-game season is 49 by 1991 Saints.

### PATRIOTS ON RECORD PICK PACE

The Patriots had four interceptions against Buffalo and now have 10 interceptions for the season, on pace 40 interceptions, which would be the most in team history and the most in NFL history. The most interceptions in the modern era was the 1986 San Francisco 49ers with 39.

### MOST INTERCEPTIONS IN A SEASON FOR THE PATRIOTS

INTs	Year
31	1964
29	1963
29	2003

### BLOCKED PUNT RETURN FOR TD

J.C. Jackson blocked a first-quarter punt that was returned 11 yards for a touchdown by Matthew Slater. It marked the 11th time in team history and second time under Bill Belichick that the Patriots have returned a block punt for a touchdown. Last season, LB Dont'a Hightower blocked a punt at Chicago (10/21) that was returned 29 yards for a touchdown by LB Kyle Van Noy. Last season, The Patriots had two blocked punts on the season. In addition to the Chicago game, LB Albert McCellan blocked a punt at Miami on Dec. 9, 2018.

## INDIVIDUAL NOTES

### BRADY BEATS BUFFALO

Since Tom Brady became a starter in 2001, no quarterback has more wins at Buffalo than he does with 16.

### MOST QB WINS AT BUFFALO SINCE 2001

Player	Wins
Tom Brady	16
Drew Bledsoe	15
Tyrod Taylor	13
Ryan Fitzpatrick	13





# LAST GAME PATRIOTS AT BILLS

## BRADY EARNS 31ST WIN OVER BUFFALO

Brady's 31 wins against Buffalo are most ever by a quarterback against a single team.

## MOST WINS BY A STARTING QUARTERBACK AGAINST AN OPPONENT (REGULAR SEASON ONLY)

Tom Brady.....	31 wins against Buffalo
Tom Brady.....	28 wins against N.Y. Jets
Brett Favre.....	26 wins against Detroit
Tom Brady.....	23 wins against Miami
Brett Favre.....	23 wins against Chicago
Ben Roethlisberger.....	23 wins against Cincinnati

## MCCOURTY TIES TEAM PICK RECORD

DB Devin McCourty picked off Buffalo QB Josh Allen in the first quarter and now has one interception in all four games of the 2019 season, tying a team record for most consecutive games with at least one interception. Mike Haynes set the original mark with a pick in four straight games in 1976. McCourty is the first player to record an interception in each of his team's first four games of the season since Minnesota's Brian Russell in 2003. McCourty is the first Patriots player to achieve that feat.

## COLLINS HAVING CAREER YEAR

LB Jamie Collins Sr. picked off his third pass of the season for a new single-season career high. He had recorded two interceptions twice in his career (2014 and 2016).

## BOLDEN BACK IN THE FOLD

RB Brandon Bolden scored on a 4-yard touchdown run in the first quarter. It was his first rushing touchdown with the Patriots since he scored 6-yard touchdown run at Green Bay on Nov. 30, 2014.

## JACKSON BLOCKS FIRST CAREER PUNT

CB J.C. Jackson blocked his first career punt and Matthew Slater returned the blocked punt 11 yards for his first career touchdown.

## J. JUST C. OVER JACKSON

J.C. Jackson intercepted a pass in the first quarter and in the third quarter for his first career two-interception game. It marked the second time in 2019 that a Patriots player has intercepted two passes in a game. LB Jamie Collins Sr. picked off two passes in the win at Miami on Sept. 15.

## CAREER DAY FOR JACKSON

J.C. Jackson is the first player to have two interceptions and a blocked punt in the same game since New York Jets DB Erik McMillan did it in Week 1 of the 1989 season.

## WHITE CLIMBING RB RANKS

RB James White moved past Tony Collins (261) into second place on the Patriots all-time reception list for a running back after catching eight passes. He now has 264 career receptions. White entered the game with 256 receptions and needed five to pass Collins. He passed Collins on a 4-yard reception in the third quarter.

## RB RECEPTIONS IN PATRIOTS HISTORY

Player	Seasons	Receptions
Kevin Faulk .....	1999-2011.....	431
James White .....	2014-present.....	264
Tony Collins .....	1981-87 .....	261
Sam Cunningham .....	1973-82.....	210

## VAN NOY DOUBLES DOWN

LB Kyle Van Noy had his third-career two-sack game. It was his second straight two sack game at Buffalo. He had two sacks at Buffalo on Oct. 29, 2018.

## LINEUP NOTES

## BENTLEY MAKES FIRST START

LB Ja'Whaun Bentley made his first start of the 2019 season when he lined up at linebacker in place of Dont'a Hightower, who was inactive due to injury. Bentley started in two of the three games he played in as a rookie in 2018.

## EBNER RETURNS TO ACTION

DB Nate Ebner returned to action after missing a game due to injury.

## JOHNSON MAKES FIRST CAREER START

RB Brandon Bolden returned to action after missing the Miami game due to injury and was in the starting lineup at running back. It was his first start since he started at running back at the New York Jets on Dec. 27, 2015.

## JOHNSON MAKES FIRST NFL START

FB Jakob Johnson made his first NFL start.



# PATRIOTS PROJECTED CONTRIBUTORS: OFFENSE


**QB 12**



## **TOM BRADY | 6-4 | 225 | MICHIGAN**

- Only player in NFL history with six Super Bowl championships.
- 20th season with the Patriots, joining Jason Hanson, Darrell Green and Jackie Slater as only players to spend 20+ seasons with one team.
- Brady's 241 combined regular-season and playoff wins are most all-time.

**RB 26**



## **SONY MICHEL | 5-11 | 215 | GEORGIA**

- Set a rookie record for playoff rushing touchdowns with six in 2018.
- His 931 rushing yards in 2018 were the most rushing yards by a Patriots rookie running back since 1995. His 336 playoff rushing yards were highest mark in Patriots history.
- Was the only player to reach the end zone in Super Bowl LIII.

**RB 28**



## **JAMES WHITE | 5-10 | 205 | WISCONSIN**

- Since entering the league in 2014, leads all NFL running backs with 20 touchdown receptions.
- Holds three SB records for receptions (14), points (20) and TDs (three).
- In 2018, set a Patriots record for a running back with 751 receiving yards. His seven touchdown receptions tied the team mark for a season.

**WR 11**



## **JULIAN EDELMAN | 5-10 | 198 | KENT STATE**

- Second wide receiver in Patriots history to win Super Bowl MVP (Super Bowl LIII), becoming seventh receiver to win the award.
- Ranks second all-time in postseason receptions (115) and receiving yards (1,412) to Jerry Rice.
- 70.8 rec. yds/gm in 2018 was highest in his career (min. 10 games played).

**WR 13**



## **PHILLIP DORSETT II | 5-10 | 198 | MIAMI**

- Former first-round draft pick for Indianapolis in 2015 (29th overall).
- High school teammates with James White at St. Thomas Aquinas (Fla.).
- Ran 60-meter dash at Miami, career-best 6.80 second finish.
- Caught his first two postseason touchdowns in the 2018 playoffs.

**TE 83**



## **MATT LACOSSE | 6-6 | 255 | ILLINOIS**

- Has played in 24 NFL games and recorded 29 receptions for 305 yards and one touchdown.
- In 2018 with Denver, appeared in 15 games with five starts and finished with 24 receptions for 250 yards and one touchdown.

**T 72**



## **MARSHALL NEWHOUSE | 6-4 | 310 | TCU**

- Has spent time with Green Bay, Cincinnati, NY Giants, Oakland, Buffalo and Carolina and went to training camp with New Orleans this past summer.
- Was teammates with Marcus Cannon at TCU

**G 62**



## **JOE THUNEY | 6-5 | 308 | N.C. STATE**

- First player in NFL history to start in three Super Bowls in first three seasons.
- USA Today First-Team All-American while at N.C. State.
- Earned his degree from N.C. State prior to his junior campaign in 2014.

**C 75**



## **TED KARRAS | 6-4 | 305 | ILLINOIS**

- Fourth-year interior lineman has played in 49 regular-season games with nine starts.
- Grand-nephew of long-time NFL player and actor Alex Karras.
- Pursuing an MBA from Indiana via an NFLPA program.

**G 69**



## **SHAQ MASON | 6-1 | 310 | GEORGIA TECH**

- Full name is Shaquille Olajuwon Mason after Shaquille O'Neal and Hakeem Olajuwon.
- Has started 59-of-64 regular-season games since joining the team at right guard.

**T 61**



## **MARCUS CANNON | 6-6 | 335 | TCU**

- A three-time Super Bowl Champion and named to the 2016 AP All-Pro Second Team.
- Battled and defeated non-Hodgkin's lymphoma in 2011. Recipient of the Patriots 2011 Ed Block Courage Award as a role model of inspiration, sportsmanship and courage to his teammates.

## **REX BURKHEAD | 5-10 | 215**

**RB 34**



- Ran for a touchdown late in the fourth quarter and the game-winning touchdown in overtime of the AFC Championship victory at Kansas City (1/20).
- Part of the board of directors for "Team Jack Foundation" to help fight pediatric brain cancer, helping raise over \$4 million for the cause.

## **JOSH GORDON | 6-3 | 225**

**WR 10**



- Fourth-year out of Baylor in his second season with the Patriots.
- Joined New England for 11 games in 2018 and finished with 40 receptions for 720 yards and three touchdowns.
- Set a Browns franchise record 1,646 receiving yards in 2013.



# PATRIOTS PROJECTED CONTRIBUTORS: DEFENSE

DE 77



**MICHAEL BENNETT | 6-4 | 275 | TEXAS A&M**

- Member of the Super Bowl XLVIII Champion and 2014 NFC Champion Seattle Seahawks.
- Brother of former Patriot Martellus Bennett, who spent 2016 and part of the 2017 season with New England, winning Super Bowl LI against Atlanta.

DT 93



**LAWRENCE GUY | 6-4 | 315 | ARIZONA STATE**

- In year nine of NFL career. Stints with the Colts, Chargers and Ravens.
- Has overcome challenges with dyslexia and dyscalculia, which went undiagnosed until he arrived on campus at Arizona State.
- Three-time honorable mention All-Pac-10 selection at Arizona State.

DT 71



**DANNY SHELTON | 6-2 | 345 | WASHINGTON**

- Joined New England in 2018 after spending the first three seasons of his career with Cleveland, where he was drafted 12th overall in 2015.
- Has started 49-of-63 regular-season games over the course of four-year career.
- Totaled 160 tackles in his career.

DE 91



**DEATRICH WISE JR. | 6-5 | 275 | ARKANSAS**

- Recorded five tackles vs. L.A. Rams in Super Bowl LIII victory.
- First Patriot since Chandler Jones to record a sack in his first two NFL games.
- Father was drafted in the ninth round of the 1988 NFL Draft (Seattle).
- Has two younger brothers - Daniel is on the Cowboys practice squad and Solomon plays college football at the University of Texas San Antonio.

LB 54



**DONT'A HIGHTOWER | 6-3 | 260 | ALABAMA**

- One of two players in NFL history with multiple national titles and Super Bowl titles along with Russell Maryland.
- Nicknamed "Mr. February" by Bill Belichick for his consistently high level of play in Super Bowls.

LB 58



**JAMIE COLLINS SR. | 6-3 | 255 | SOUTHERN MISS.**

- Originally selected by the Patriots in the second round (52nd overall) of the 2013 NFL Draft
- Spent four years in New England before being traded to Cleveland in 2016.
- Has started 75-of-84 career games.

LB 53



**KYLE VAN NOY | 6-3 | 250 | BYU**

- Started all 16 regular-season games and three postseason contests in 2018.
- Spent three seasons in Detroit before being traded to New England in 2016.
- Recorded a team-high 10 tackles and two sacks in the AFC Championship Game at Kansas City (1/20).


CB 24



**STEPHON GILMORE | 6-1 | 202 | SOUTH CAROLINA**

- Named AP first-team All-Pro for the first time in 2018.
- Intercepted a pass with under five minutes remaining in Super Bowl LIII.
- Voted the top corner in the NFL by his peers on the 2019 NFL Top 100.

CB 30



**JASON MCCOURTY | 5-11 | 195 | RUTGERS**

- Played in the postseason for the first time in his career in 2018, winning the Super Bowl alongside his twin brother Devin.
- Recorded two passes defended and five tackles in Super Bowl LIII. Third-quarter breakup in the end zone forced L.A. Rams to settle for a field goal.

S 23



**PATRICK CHUNG | 5-11 | 215 | OREGON**

- Played for New England for 10 of 11 NFL seasons. Spent 2013 with Philadelphia.
- Is one of seven NFL players to start at least five Super Bowls.

S 32



**DEVIN MCCOURTY | 5-10 | 195 | RUTGERS**

- Won the Super Bowl in his first season playing alongside his twin brother Jason since college.
- Returned an interception 84-yards for a touchdown at Buffalo (10/29/18), the first pick-six of his career.

**JA'WHAUN BENTLEY | 6-2 | 255**

LB 51



- Three-time team captain at Purdue.
- Started two games as a rookie and recorded 14 tackles, an interception, one pass defended and a tackle for loss prior to being placed on injured reserve on 9/26/18.

**JONATHAN JONES | 5-10 | 190**

CB 31



- Emerged as a key reserve in 2017, notching a career-high eight passes defended.
- Plays a key role on defense and as a special teams contributor.
- Played in all 52 regular-season games during his three-plus year career.

**DURON HARMON | 6-1 | 205**

S 21



- Ten of his 18 career interceptions have taken place in the fourth quarter with six taking place in the final two minutes (including postseason).
- Has five interceptions in six career regular-season games vs. Steelers.
- Recorded a career-high seven passes defended in 2017.





---

# INDIVIDUAL AND TEAM NOTES

---





# ROBERT KRAFT CHAIRMAN & CEO

Since Robert Kraft purchased the team in 1994, the Patriots have experienced one of the most dramatic turnarounds in the history of sports. In his 25 seasons of ownership, he has transformed one of the league's least successful clubs into what observers view as a model NFL franchise. In the five seasons immediately preceding his purchase (1989-93), the Patriots were a moribund team, winning just 19 of 80 games (.238 pct.), logging the worst record in the NFL over that span. When he bought the franchise on Jan. 21, 1994, Kraft announced his intention to bring a championship to New England, a tall order considering the team's previous success rate. But under Kraft's leadership, the Patriots have won more division titles (18), conference crowns (10) and Super Bowl championships (6) than any other NFL team. Additionally, the Patriots have achieved the most winning seasons (22) and have the fewest losing seasons (2) since Kraft assumed ownership beginning in 1994. Super Bowl LIII was the 10th Super Bowl appearance since Kraft purchased the team, a period during which no other team has appeared in more than four Super Bowls. In Kraft's 25 seasons, the Patriots have qualified for the playoffs 20 times, more than doubling the franchise's accomplishments during its first 34 seasons. In 2018, Kraft earned his 22nd winning season in 25 years of owning the franchise.



	<b>Pre-Kraft 1960-93</b>	<b>Pre-Kraft 1989-93</b>	<b>Kraft Era 1994-18</b>
Overall Record	225-276-9	19-61	316-135
Winning Pct.	.450	.238	.701
Super Bowl Titles	0	0	6
Conference Titles	1	0	10
Division Titles	3	0	18
Playoff Seasons	6	0	20
Playoff Record	4-6	--	33-14
Home Playoff Games	1	0	26
Home Playoff Record	0-1	--	23-3

## WHAT TO WATCH FOR IN 2019

- Kraft enters 2019 with 33 postseason victories, third-most in NFL history for any ownership group. He sits one playoff win behind the Green Bay Packers (34) and three behind Pittsburgh's Rooney family (36) for most postseason wins by an ownership group. The Rooney Family founded the Steelers in 1933, while the Packers were founded in 1919.
- The Patriots have won six Super Bowls under Kraft's ownership, tied with the Pittsburgh Steelers for most Super Bowl championships in NFL history. The Patriots seek an NFL-record seventh Super Bowl under Kraft's guidance in 2019.

## DYNASTY VS. DYNASTY

Of all of the great teams throughout the Super Bowl era, the New England Patriots and the San Francisco 49ers have set a standard of extended excellence above all of the others. The 49ers run of success spanned two decades, while New England's streak is still in progress.

<b>49ERS (1981-98)</b>	<b>PATRIOTS (2001-PRESENT)</b>
5 ..... Super Bowl Appearances .....	9
5 ..... Super Bowl Titles .....	6
10 in 18 years ..... Conference Title Games .....	13 in 18 years
22-11 (.667) ..... Playoff Record .....	30-10 (.750)
13 ..... Division Titles .....	16
16 ..... Playoff Seasons .....	16
207-72-1 (.741) ..... Regular Season Record .....	224-68 (.767)
108 ..... Pro Bowl Selections .....	91
21 in 18 years ..... Home Playoff Games .....	23 in 18 years
13 in 18 years ..... First-Round Byes .....	13 in 18 years
4 in 18 years ..... Playoff One-and-Dones .....	2 in 18 years
122 (1990-99) ..... Most Wins in a Decade .....	133 (2010-present)

## SINCE ROBERT KRAFT PURCHASED THE TEAM IN 1994

### TOTAL VICTORIES SINCE 1994 (REGULAR SEASON)

New England Patriots .....	283
Pittsburgh Steelers .....	255
Green Bay Packers .....	252
Indianapolis .....	237

### TOTAL VICTORIES SINCE 1994 (INCL. POSTSEASON)

New England Patriots .....	316
Pittsburgh Steelers .....	275
Green Bay Packers .....	272
Indianapolis .....	252

### MOST HOME VICTORIES SINCE 1994 (INCL. POSTSEASON)

New England Patriots .....	180
Green Bay Packers .....	162
Pittsburgh Steelers .....	156
Denver Broncos .....	146

### WINNING PERCENTAGE SINCE 1994 (INCL. POSTSEASON)

TEAM	W	L	T	Pct.
New England Patriots	316	135	0	.701
Pittsburgh Steelers	275	161	2	.630
Green Bay Packers	272	166	2	.621
Indianapolis Colts	252	183	0	.579

### PLAYOFF WINNING PERCENTAGE SINCE 1994

TEAM	W	L	T	Pct.
New England Patriots	33	14	0	.702
Baltimore Ravens	15	9	0	.625
Denver Broncos	14	9	0	.609
Pittsburgh Steelers	20	14	0	.588
New York Giants	10	7	0	.588

### SUPER BOWL CHAMPIONSHIPS SINCE 1994

New England Patriots .....	6
Denver Broncos .....	3
Baltimore Ravens .....	2
Green Bay Packers .....	2
Pittsburgh Steelers .....	2
N.Y. Giants .....	2

### CONFERENCE CHAMPIONSHIPS SINCE 1994

New England Patriots .....	10
Pittsburgh Steelers .....	4
Denver Broncos .....	4
Los Angeles Rams .....	3
Green Bay Packers .....	3
N.Y. Giants .....	3
Seattle Seahawks .....	3

### DIVISION CHAMPIONSHIPS SINCE 1994

New England Patriots .....	18
Pittsburgh Steelers .....	13
Green Bay Packers .....	12
Indianapolis Colts .....	10

### PLAYOFF VICTORIES SINCE 1994

New England Patriots .....	33
Pittsburgh Steelers .....	20
Green Bay Packers .....	20
BAL/IND/PHI .....	15

### PLAYOFF VICTORIES ALL TIME

Rooney Family, Pittsburgh (1933-present) .....	36
Green Bay Packers (1919-present) .....	34
Robert Kraft, New England Patriots (1994-present) .....	33

### PLAYOFF GAMES PLAYED SINCE 1994

New England Patriots .....	47
Green Bay Packers .....	36
Pittsburgh Steelers .....	34
Indianapolis Colts .....	31

### PLAYOFF SEASONS SINCE 1994

New England Patriots .....	20
Green Bay Packers .....	18
Indianapolis Colts .....	17
Pittsburgh Steelers .....	16



# ROBERT KRAFT CHAIRMAN & CEO

## TEN CONFERENCE TITLES

The 2018 AFC Championship marked the 10th conference championship for Robert Kraft as Patriots owner. His 10 crowns are more than any other owner in NFL history in the Super Bowl Era (since 1966).

### MOST CONFERENCE CHAMPIONSHIPS BY AN OWNER IN SUPER BOWL ERA

Owner	TEAM	#	SEASONS	SUPER BOWL APPEARANCES
Robert Kraft	New England	10	1996, 2001, 2003, 2004, 2007 2011, 2014, 2016, 2017, 2018	XXXI, XXXVI, XXXVIII, XXXIX, XLII, XLVI, XLIX, LI, LII, LIII
Pat Bowlen	Denver	7	1986, 1987, 1989, 1997, 1998, 2013, 2015	XXI, XXII, XXIV, XXXII, XXXIII, XLVIII, 50
Jack Kent Cooke	Washington	5	1972, 1982, 1983, 1987, 1991	VII, XVII, XVIII, XXII, XXVI
Al Davis	Oakland/L.A. Raiders	5	1967, 1976, 1980, 1983, 2002	II, XI, XV, XVIII, XXXVII
Eddie DeBartolo	San Francisco	5	1981, 1984, 1988, 1989, 1994	XVI, XIX, XXIII, XXIV, XXIX
Clint Murchison	Dallas	5	1970, 1971, 1975, 1977, 1978	V, VI, X, XII, XIII
Packers Stockholders	Green Bay	5	1966, 1967, 1996, 1997, 2010	I, II, XXXI, XXXII, XLV
Joe Robbie	Miami	5	1971, 1972, 1973, 1982, 1984	VI, VII, VIII, XVII, XIX

### A WINNING TRADITION

Robert Kraft won his 300th game overall as owner of the New England Patriots against Miami on Sept. 30, 2018. Kraft reached the milestone in his 25th NFL season and in his 432nd game, the fastest an owner has reached the milestone. Al Davis of Oakland accomplished the feat in 495 games (31 seasons) while Pat Bowlen of Denver reached 300 career wins in 501 games (30 seasons).

### A WINNING TRADITION

Kraft's winning percentage with the Patriots (.700) since taking over the team in 1994 is the highest among all owners/ownership groups with at least 200 wins (regular and postseason) with one team. He is one of just four owners with at least 200 wins and a winning percentage over .600.

Owner	Team	Years	Winning Pct.
Robert Kraft	Patriots	1994-present	.701
Eddie DeBartolo, Jr.	49ers	1977-1999	.636
Clint Murchison, Jr.	Cowboys	1960-1983	.634
Joe Robbie	Dolphins	1966-1989	.609
Pat Bowlen	Broncos	1984-2018	.596

### ALL-TIME POSTSEASON WINS

Robert Kraft has 33 career postseason wins, which are the third-most in NFL history.

OWNERSHIP	YEARS	WINS
The Rooney Family, Pittsburgh (1933-present)	86	36
Green Bay Packers (1919-present)	100	34
<b>Robert Kraft, New England (1994-present)</b>	<b>25</b>	<b>33</b>
The Mara Family, N.Y. Giants (1925-present)	94	24
Eddie DeBartolo, Jr., San Francisco (1977-1999)	23	22
Al Davis, Oakland/Los Angeles (1972-2011)	40	21
Pat Bowlen, Denver (1984-present)	35	21

### KRAFT PASSES OTHER OWNERS

The Patriots have 316 wins overall under Robert Kraft. He has produced more victories than every other Patriots owner combined. Under Kraft, the Patriots are 316-135 overall since he purchased the team in 1994. Kraft's predecessors in the owner's office went 225-276-9 in the 34 years prior to his purchase of the team.

### CONTINUITY BREEDS SUCCESS

New England is the first team in NFL history to win six Super Bowls with the same owner (Robert Kraft), head coach (Bill Belichick) and quarterback (Tom Brady).

### PATRIOTS IN THE PLAYOFFS

The Patriots have qualified for the playoffs 26 times in their 59-year history. Twenty of those playoff berths have come in the 25 seasons since Robert Kraft purchased the team in 1994, a dramatic contrast to the six total playoff berths the team earned in its first 34 years of existence. The Patriots have won 21 division crowns, including 16 in the last 18 seasons and 18 of which have come since Robert Kraft's purchase in 1994.

### PATRIOTS PLAYOFF SEASONS (26)

Year	How Qualified	Seed	Rec.	Result
2018	Division Champions	2	3-0	Super Bowl Champions
2017	Division Champions	1	2-1	AFC Champions
2016	Division Champions	1	3-0	Super Bowl Champions
2015	Division Champions	2	1-1	AFC Championship Game
2014	Division Champions	1	3-0	Super Bowl Champions
2013	Division Champions	2	1-1	AFC Championship Game
2012	Division Champions	2	1-1	AFC Championship Game
2011	Division Champions	1	2-1	AFC Champions
2010	Division Champions	1	0-1	AFC Divisional Round
2009	Division Champions	3	0-1	Wild Card Round
2007	Division Champions	1	2-1	AFC Champions
2006	Division Champions	4	2-1	AFC Championship Game
2005	Division Champions	4	1-1	AFC Divisional Round
2004	Division Champions	2	3-0	Super Bowl Champions
2003	Division Champions	1	3-0	Super Bowl Champions
2001	Division Champions	2	3-0	Super Bowl Champions
1998	Wild Card	6	0-1	Wild Card Round
1997	Division Champions	3	1-1	AFC Divisional Round
1996	Division Champions	2	2-1	AFC Champions
1994	Wild Card	5	0-1	Wild Card Round
1986	Division Champions	3	0-1	AFC Divisional Round
1985	Wild Card	5	3-1	AFC Champions
1982*	16-Team Format	7	0-1	First Round
1978	Division Champions	2	0-1	AFC Divisional Round
1976	Wild Card	4	0-1	AFC Divisional Round
1963	Division Champions	--	1-1	AFL Championship Game

\*Strike Year | Bold indicates Kraft era

37-20 Record

### A MODEL OF CONSISTENCY

Since Kraft took ownership of the team in 1994, the Patriots have had just three head coaches - Bill Parcells (1994-96), Pete Carroll (1997-99) and current head coach Bill Belichick (2000-present). The only team with fewer head coaches since 1994 is the Pittsburgh Steelers, who have had two: Bill Cowher (1992-2006) and Mike Tomlin (2007-present).

### FEWEST HEAD COACHES SINCE 1994

Pittsburgh.....	2
<b>New England.....</b>	<b>3</b>
Baltimore Ravens*.....	3
NFL average.....	6.9

\*Since 1996

### AFC EAST HEAD COACHES SINCE 1994

<b>New England.....</b>	<b>3</b>
N.Y. Jets.....	9
Buffalo.....	10
Miami.....	12



# PATRIOTS WHAT TO WATCH FOR IN 2019

## TEAM - WHAT TO WATCH FOR

- The Patriots set an NFL record by reaching eight consecutive conference title games (2011-18). If they qualify for the playoffs in 2019, they will look to add to that record.
- The Patriots enter the 2019 season tied with San Francisco with 15 conference championship game appearances, one behind the 16 by Pittsburgh.
- New England enters the 2019 season with 37 postseason victories, the most in NFL history. If the team qualifies for the postseason in 2019, they will look to add to that number. Pittsburgh is second with 36 playoff wins all-time.
- The Patriots have qualified for the playoffs for 10 straight seasons (2009-18), the most in NFL history. Dallas and Indianapolis are tied for second with nine consecutive seasons with a playoff berth.
- The Patriots extended their NFL record with 10 straight division titles (2009-18) and look to add to that number in 2019.
- The Patriots set an NFL record for most consecutive seasons with at least one playoff win with eight straight (2011-18 – 16 total playoff wins). If they qualify for the postseason in 2019, the team will look to add to the NFL record.
- The 2018 New England Patriots advanced in the postseason for the eighth straight season (2011-18), an NFL record, and will look to add to that number in 2019 if they qualify for the playoffs.
- The New England Patriots have earned seven No. 1 seeds and need one more to tie San Francisco (8) and Denver (8) for the most since playoff seeding began in 1975.
- The Patriots have earned a first-round playoff bye an NFL-best 14 times since the current playoff format was instituted in 1990. Pittsburgh is second with nine byes since 1990. The Patriots are the only team in NFL history with nine straight first-round byes (2010-18).
- The Patriots have won 16 postseason games this decade (2010-present), the most postseason wins in a decade and look to add to that number in 2019.
- The Patriots enter the 2019 season with nine straight home playoff wins, third in NFL history to the 11 by New England (1996-08) and the 13 by Green Bay (1939-2001).
- The Patriots have played in 57 postseason games and need to play in three more postseason games in 2019 to become the third NFL team to play in 60 postseason games, joining Dallas (63) and Pittsburgh (61).
- The Patriots enter the 2019 season tied with Dallas with 33 winning seasons, second all-time behind the 36 winning seasons by Pittsburgh.

## TEAM - WHAT TO WATCH FOR (CONT.)

- The Patriots have achieved 18 straight seasons with a record of .500 or better, second all-time behind the 21 seasons by Dallas (1965-85).
- The Patriots have posted a winning record for 18 straight seasons (2001-18), the most since the 1970 merger and the second-most all-time, behind Dallas with 20 straight winning seasons (1966-85), and look to add to that number in 2019.
- The Patriots have won at least 10 games for 16 consecutive seasons (2003-18), tying San Francisco (1983-98) for the most consecutive seasons with at least 10 victories and need one more in 2019 to set a new NFL mark.
- The Patriots (2010-18) enter 2019 with an NFL record nine consecutive seasons with at least 11 wins. Indianapolis is second with seven (2003-09).
- The Patriots are tied with Dallas with a dozen 12-win seasons since 1970 and need one more to tie San Francisco for the most with 13 12-win seasons.
- New England has won 13 games in a single season seven times in franchise history. Only San Francisco has more 13-win seasons with nine.
- The Patriots have won 14 or more games in a season five times, most in NFL history. San Francisco is second with four 14-win seasons.
- New England has 26 undefeated months since 2000, most in the NFL over that span. Indianapolis is second with 16 undefeated months during that time.
- The Patriots have 133 wins in this decade (regular season and playoffs combined), the most wins in a decade in NFL history, and look to add to that number.
- New England has 15 straight home regular-season wins, the fourth longest home streak in team history to the 20 (2008-11), 18 (2002-05) and 16 (2012-14) game streaks.
- The Patriots finished the 2018 season with 436 points and have now reached 400 or more points in 12 straight seasons (2007-18), extending their NFL record. The San Diego Chargers previously held the record by scoring at least 400 points in eight straight seasons from 2004-11. The New Orleans Saints have the second-longest active streak after scoring 400 points for the eighth straight season in 2018.

## 2019 ACCOMPLISHMENTS

- The Patriots won their 116th regular-season game this decade (2010-present) vs. N.Y. Jets on Sept. 22, 2019, moving out of a tie with Indianapolis (2000-09) for the most regular-season wins in a decade.



# PATRIOTS TEAM NOTES

## PATRIOTS 2019 CAPTAINS

The New England Patriots 2019 team captains were elected by their teammates:



### OFFENSE

- C David Andrews, QB Tom Brady & RB James White

### DEFENSE

- LB Dont'a Hightower, DB Devin McCourty & LB Elandon Roberts

### SPECIAL TEAMS

- Matthew Slater

Brady was chosen as a captain for the 18th consecutive season. McCourty and Slater are captains for the ninth time, while Andrews was elected for the third straight year. White is a captain for the second straight season and Roberts is a first-time captain. Hightower is a third-time team captain.

## DECADE-PLUS OF DOMINANCE

The Patriots record of 240-73 (.767) since 2002 is the best in the NFL over that span. Only three NFL teams have posted a winning percentage of .600 or better. The Patriots are the only team over .700.

### BEST RECORDS SINCE 2002 (INCLUDING POSTSEASON)

Team	W	L	T	Pct.
New England	240	73	0	.767
Pittsburgh	190	107	2	.639
Indianapolis	189	112	0	.628
Green Bay	177	119	2	.597
Philadelphia	172	123	1	.583
Seattle	172	127	1	.575
Baltimore	166	128	0	.565
New Orleans	164	126	0	.565
Denver	163	127	0	.562

## DECADES OF DOMINANCE

The Patriots now have 117 regular-season wins and 16 postseason wins so far in this decade (2010-present) for 133 total wins, the most ever in a single decade.

### TEAMS OF THE DECADES

Team	Years	Reg. Season	Postseason	Total
New England	2010-present	117-31 (.791)	16-6 (.727)	133-37 (.782)
New England	2000-09	112-48 (.700)	14-4 (.778)	126-52 (.708)
Indianapolis	2000-09	115-45 (.719)	9-8 (.529)	124-53 (.701)
San Francisco	1990-99	113-47 (.706)	9-7 (.563)	122-54 (.693)

## REGULAR-SEASON SUCCESS

The Indianapolis Colts set the NFL mark for most regular-season wins in a decade with 115 from 2000-09. The Patriots earned their 116th regular-season win this decade in the victory over the N.Y. Jets (09/22/19), moving past the Colts and now have 117 regular season wins this decade.

## AFC EAST SUPREMACY

The New England Patriots own an 89-24 (.788) record in regular-season AFC East games since the beginning of the 2001 season, compiling the best intra-division record of any team in the NFL.

### NFL'S TOP DIVISIONAL RECORDS SINCE 2001

Team	W	L	T	Pct.
New England	89	24	0	.788
Pittsburgh	80	32	1	.712
Indianapolis	77	34	0	.693
Green Bay	74	36	2	.670

### AFC EAST DIVISIONAL RECORDS SINCE 2001

Team	W	L	T	Pct.	Div. Titles	Years
New England	89	24	0	.788	16	2001, 03-07, 09-18
N.Y. Jets	48	64	0	.429	1	2002
Miami	47	64	0	.423	1	2008
Buffalo	41	71	0	.366	0	---

The New England Patriots have won 15 division titles and have 15 playoff berths since realignment in 2002, most in the NFL.

### MOST DIVISION TITLES SINCE 2002 REALIGNMENT

Team	Division Titles	Playoff Berths
New England	15	15
Green Bay	9	12
Indianapolis	9	13
Pittsburgh	8	11
Seattle	8	12
Philadelphia	7	10

## MOST DIVISION TITLES IN A DECADE

The New England Patriots have won nine division titles this decade, the most ever by a team in a single decade. The Patriots have also won 10 straight division crowns overall, a mark currently leading the league.

### MOST DIVISION TITLES IN A DECADE

Team	Decade	Division Titles
New England	2010-present	9
Minnesota	1970-79	8
New England	2000-09	7
San Francisco	1980-89	7
Dallas	1970-79	7
L.A. Rams	1970-79	7
Pittsburgh	1970-79	7
Cleveland	1950-58	7

### CURRENT CONSECUTIVE DIVISION TITLES

Team	Division	Consec. Titles
New England	AFC East	10
Kansas City	AFC West	3
L.A. Rams	NFC West	2
New Orleans	NFC South	2
Baltimore	AFC North	1
Chicago	NFC North	1
Dallas	NFC East	1
Houston	AFC South	1





# PATRIOTS TEAM NOTES

## ALL-TIME WINNING SEASONS

The Patriots have 33 seasons in which the team has finished above .500 since the 1970 merger, second only to the Pittsburgh Steelers (36). New England also leads the NFL with 18 consecutive winning seasons since 2001.

### MOST WINNING SEASONS SINCE THE 1970 MERGER

Team	Seasons
Pittsburgh .....	36
<b>New England.....</b>	<b>33</b>
Dallas.....	33
Miami .....	30
Minnesota.....	30
Denver.....	29

### MOST SEASONS OF 9+ WINS SINCE 2001

Team	Seasons
<b>New England.....</b>	<b>18</b>
Pittsburgh .....	14
Indianapolis.....	13
Seattle .....	13
Green Bay .....	12
Philadelphia .....	12

### MOST CONSECUTIVE WINNING SEASONS (ACTIVE)

Team	Seasons
<b>New England.....</b>	<b>18</b>
Seattle .....	7
Kansas City.....	6
Pittsburgh .....	5

## NINE STRAIGHT 11-WIN SEASONS

The Patriots have won 11 games 20 times in team history, including a current streak and NFL-record nine consecutive years dating back to 2010. The Patriots have had 11 or more wins 16 times in Robert Kraft's 25 seasons of ownership after having only four 11-win seasons prior to Kraft purchasing the team (1976, 78, 85 & 86).

### MOST 11-WIN SEASONS SINCE 1970 MERGER

Team	11+ Win Seasons
<b>New England.....</b>	<b>20</b>
Dallas.....	17
Pittsburgh .....	17
Denver .....	15
San Francisco.....	15

### MOST CONSECUTIVE 11-WIN SEASONS

Team	Years	Consec. Seasons w/11+ Wins
<b>New England .....</b>	<b>2010-18 .....</b>	<b>9</b>
Indianapolis.....	2003-09 .....	7
Dallas.....	1976-81 .....	6
San Francisco.....	1994-98 .....	5

## BETTER THAN AVERAGE

The Patriots are the only NFL team to finish with a record of .500 or better in each of the last 18 years (2001-18). Each of the other 31 NFL teams has had at least one losing season since 2001. The Patriots have the second-longest streak at .500 or better, behind the Dallas Cowboys' (1965-85) streak of 21 straight years.

### MOST CONSECUTIVE SEASONS WITH A .500 OR BETTER RECORD

Team	Seasons	Consecutive Seasons
Dallas .....	1965-85.....	21
<b>New England .....</b>	<b>2001-present.....</b>	<b>18</b>
Cleveland .....	1957-73.....	17

## FLOATING ABOVE .500

Since 2001, the New England Patriots have held a record below .500 for only 12 weeks, fewest in the NFL over that span.

### FEWEST WEEKS UNDER .500 SINCE 2001

Team	Weeks Under .500
<b>New England.....</b>	<b>12</b>
Pittsburgh .....	60
Denver .....	61
Baltimore.....	67
Green Bay .....	70

## ROAD WARRIORS I

The Patriots ran a 14-game road win streak that started with a victory in the 2016 season opener at Arizona and ended with a loss at Miami on Dec. 11, 2017. The 14-game road win streak is a team record, breaking the old mark of 12 straight road wins from 2006-08. The 14-game streak is second in NFL history to the 18-game road win streak by the San Francisco 49ers (1988-90).

## ROAD WARRIORS II

Since the start of the 1994 season when Robert Kraft purchased the team, the Patriots have the best regular-season road record in the NFL. New England has finished undefeated on the road twice (2007 and 2016).

### BEST ROAD RECORDS SINCE 1994

Team	W	L	T	Pct
<b>New England</b>	<b>126</b>	<b>76</b>	<b>0</b>	<b>.624</b>
Pittsburgh	112	89	1	.557
Indianapolis	104	98	0	.515
Philadelphia	102	98	2	.510
Green Bay	101	100	0	.503

## WINNING THE CLOSE ONES

Since 2001, the New England Patriots own the NFL's best record (including postseason) in games decided by three points or fewer. The Patriots are the only team with a winning percentage at .700 in those games. New England is 7-2 in those close games in the playoffs. The only defeats are a 17-14 loss to the N.Y. Giants in Super Bowl XLII and a 20-18 loss in the 2015 AFC Championship Game at Denver.

### BEST RECORD IN GAMES DECIDED BY 3 POINTS OR FEWER (SINCE 2001; INCLUDING PLAYOFFS)

Team	W	L	T	Win Pct
<b>New England</b>	<b>42</b>	<b>18</b>	<b>0</b>	<b>.700</b>
Indianapolis	48	24	0	.667
Denver	40	30	0	.571
Seattle	43	33	1	.565
Atlanta	40	33	1	.547
Oakland	36	30	0	.545

## GREAT WHEN IT'S LATE

Since Robert Kraft purchased the franchise in 1994, the New England Patriots own the NFL's best record from December through the end of the regular season. The Patriots are 34-4 in the month of December at Gillette Stadium.

### MOST WINS FROM DECEMBER ON SINCE 1994 (REGULAR SEASON ONLY)

Team	W	L	T	Pct.
<b>New England</b>	<b>86</b>	<b>28</b>	<b>0</b>	<b>.754</b>
Green Bay	82	33	0	.713
Pittsburgh	77	38	0	.670

## FIRST AFL TEAM TO REACH 500

The Patriots have the most overall wins among the original eight AFL teams. They are the only original AFL team with 500 victories.

### OVERALL VICTORY TOTAL OF ORIGINAL AFL TEAMS (INCLUDING PLAYOFFS)

Team	W	L	T
<b>New England</b>	<b>541</b>	<b>411</b>	<b>9</b>
Denver	499	437	10
Oakland	493	444	11
Kansas City	483	438	12
SD/L.A. Chargers	461	462	11
Tennessee	448	485	6
Buffalo	432	494	8
N.Y. Jets	413	507	8



# PATRIOTS TEAM NOTES

## TOP 3 IN WINS SINCE 1960

Since the Patriots entered the NFL in 1960, they have the third-best record in the NFL.

### BEST RECORD IN THE NFL SINCE 1960 (INCLUDING PLAYOFFS)

Team	W	L	T
Dallas Cowboys	550	409	6
Pittsburgh Steelers	549	403	10
<b>New England Patriots</b>	<b>541</b>	<b>411</b>	<b>9</b>
Green Bay Packers	529	409	15

## 500TH REGULAR-SEASON VICTORY

The 2018 regular-season finale victory over the Jets marked New England's 500th regular-season win since it began play in 1960, the most wins by an AFL franchise. Of the 14 other NFL teams that have 500 or more regular-season wins, New England trails only San Francisco (535 - founded 1950), the Colts (518 - founded 1953) and the Cowboys (515 - founded 1960) for most regular-season wins by clubs that were founded in 1950 or later.

## NFL'S BEST AT HOME

Since Gillette Stadium opened in 2002, the Patriots own the NFL's best overall record at home. The Patriots hold an overall record of 117-21 (.848) at home in regular-season games and a 136-24 (.850) record including playoffs. The Patriots are an NFL-best 180-48 at home since 1994, when Robert Kraft purchased the team.

### BEST HOME RECORDS SINCE 2002 (INCLUDING PLAYOFFS)

Team	W	L	T	Pct
<b>New England</b>	<b>136</b>	<b>24</b>	<b>0</b>	<b>.850</b>
Seattle	106	43	0	.711
Pittsburgh	105	43	1	.708
Indianapolis	104	45	0	.698
Baltimore	102	41	0	.713
Green Bay	100	46	2	.682
Minnesota	92	50	0	.648
Denver	94	53	0	.639
Philadelphia	91	58	0	.611

## UNBLEMISHED RECORD AT HOME

The Patriots finished with a perfect 8-0 regular-season record at Gillette Stadium for the seventh time in team history in 2018 (2003-04, 07, 09-10, 13 and 18). The Patriots were the only team in 2018 that finished perfect at home and now have the most unbeaten and untied seasons since 1970. Minnesota is second with six.

## INTER-CONFERENCE RECORD

The New England Patriots own a 54-14 (.794) record vs. NFC teams since realignment in 2002, the best inter-conference record in the NFL during that time.

### NFL'S BEST INTER-CONFERENCE RECORD SINCE 2002

Team	W	L	T	Pct.
<b>New England</b>	<b>54</b>	<b>14</b>	<b>0</b>	<b>.794</b>
Pittsburgh	46	23	1	.674
Indianapolis	44	25	0	.638
Tennessee	41	28	0	.594

## BOUNCE BACK PATS

Since 2003, the Patriots are 48-8 (.857) in regular-season games following a loss. They have dropped back-to-back regular-season games in 2006, 09, 11-12, 15 (twice) and 2018 (twice). As a starter in his career, Tom Brady is 48-12 in games following a loss.

## UNDEFEATED MONTHS

The Patriots have 26 undefeated months since 2000. It is the most undefeated months in the NFL over that span. Indianapolis is second with 16 undefeated months during that time.

### PATRIOTS UNDEFEATED MONTHS SINCE THE 2000 SEASON (EXCLUDING JANUARY)

2001	.....	December
2003	.....	October, November, December
2004	.....	September, November
2005	.....	December
2006	.....	October
2007	.....	September, October, November, December
2008	.....	December
2010	.....	October, December
2011	.....	December
2012	.....	November
2013	.....	September
2014	.....	October
2015	.....	September, October
2016	.....	September, December
2017	.....	November
2018	.....	October
<b>2019</b>	.....	<b>September</b>

## MODEL OF CONSISTENCY

The New England Patriots have had only one head coach and one general manager since 2000, showing a level of stability unparalleled in the AFC East.

### GENERAL MANAGERS & HEAD COACHES IN AFC EAST SINCE 2000

Team	Gen. Managers	Head Coaches
<b>New England</b>	<b>1</b>	<b>1</b>
N.Y. Jets	6	6
Buffalo	7	10
Miami	7	10

## BOOMERANG PATRIOTS

RB Brandon Bolden, TE Ben Watson, LB Jamie Collins, and S Patrick Chung have all toured several different NFL franchises before linking back up in Foxborough for the 2019 campaign.

Player	First NFL Team	Other NFL Teams
<b>Brandon Bolden</b>	New England Patriots (2012 Rookie Free Agent)	Miami (2018)
<b>Patrick Chung</b>	New England Patriots (2009, Drafted No. 34)	Philadelphia (2013)
<b>Jamie Collins Sr.</b>	New England Patriots (2013, Drafted No. 52)	Cleveland (2016-18)
<b>Ben Watson</b>	New England Patriots (2004, Drafted No. 32)	Cleveland (2010-12) New Orleans (2013-15, 2018) Baltimore (2015-16)



# PATRIOTS TEAM NOTES

## OFFENSE

### BALL SECURITY PAYS OFF

Since 2001, the Patriots are an NFL-best 136-23 when not throwing an interception.

### ZERO INT GAMES

Team	Games with No Ints	W-L-T	Win Pct.
New England	159	136-23-0	.855
Kansas City	140	9-46-0	.671
Green Bay	137	110-25-2	.810
Seattle	137	99-37-1	.726
Jacksonville	132	78-54-0	.588

### PROTECTING THE BALL

Since 2008, the Patriots lead the NFL with 74 regular-season games without turning the ball over. The Patriots are 65-9 in those games.

### ZERO TURNOVER GAMES (SINCE 2008)

New England	74
Green Bay	64
Kansas City	62
Seattle	55
San Francisco	52

### ON PACE WITH THE GREATS

The Patriots are on pace to finish the season with 488 points. New England has scored 500 points in a season four times (2007- 589, 2010-518, 2011-557 and 2012- 557), tied with the Rams for the most 500-point seasons in league history.

### SINGLE-SEASON TEAM SCORING RECORD

Team	Season	Points
Denver	2013	606
Patriots	2007	589
Kansas City	2018	565

### 400-POINT SEASONS

The Patriots extended their NFL record to 12 straight seasons with at least 400 total points (2007-18) after finishing fourth in the NFL in 2018 with 436 total points. The Chargers previously held the record by scoring at least 400 points in eight consecutive seasons from 2004-11. New Orleans has a current streak of eight straight seasons with 400 points.

### RUSH TO VICTORY

Since 2000, New England is 51-1 in the regular season when a Patriot eclipses 100 yards rushing. The only loss during the Bill Belichick era came at Miami on Dec. 20, 2004, when Corey Dillon rushed for 121 yards on 26 carries and the Patriots fell 29-28 to the Dolphins. Since then, New England is 38-0 with a 100-yard rusher. In 2018, RB Sony Michel had four 100-yard games and New England went 4-0 in those contests.

## DEFENSE/SPECIAL TEAMS

### DEFENSE DOMINATES AGAIN

Since 2001, the Patriots have 12 seasons where they allowed 20 points or fewer, the most in the NFL during that span. The 2018 Patriots just missed that mark, allowing 20.3 points per game, seventh-best in the NFL. The 2019 Patriots have allowed just 6.8 points per game.

### SEASONS ALLOWING 20 POINTS PER GAME OR FEWER SINCE 2001

Team	Seasons	Years
New England	12	2001, 03-04, 06-10, 14-17
Baltimore	12	2001, 03-06, 08-11, 14, 17-18
Pittsburgh	11	2001, 04-08, 10-12, 15, 17
Miami	8	2001-03, 05-06, 08, 11-12
Seattle	8	2005, 07, 11-16
Jacksonville	8	2001-02, 04-07, 17-18

### STACKING A DOMINANT DEFENSIVE SEASON

The Patriots are on pace for 72 sacks and allow 108 points this season. Seventy-two sacks would tie the 1984 Chicago Bears for the NFL record and 108 points would best the current record of 165 points allowed by the 2000 Baltimore Ravens.

### NFL SINGLE-SEASON TEAM SACK RECORD

Team	Season	Sacks
Chicago	1984	72
Minnesota	1989	71
Chicago	1987	70
NY Giants	1985	68

### NFL SINGLE-SEASON TEAM SCORING RECORD

Team	Season	Pts Allowed
Baltimore	2000	165
Chicago	1986	187
Tennessee	2000	191
Pittsburgh	1978	195

- The 1977 Patriots allowed just 217 points in a 14-game season. The Patriots fewest points allowed in a 16-game season is 237 in 2006.

- The Patriots record for most sacks in a season is 66 in 1963 and the team record for most sacks in a 16-game season is 57 in 1979. The most sacks for a Patriots team under Bill Belichick is 49 in 2015.

### THIRD-DOWN DOMINANCE

A week after holding the Jets and Dolphins to a combined 2-for-27 on third-down conversions in Weeks 2 & 3, the Patriots defense held Buffalo to 2-of-13 on third down. The defense has held teams to just 7-of-52 on third down so far in 2019. The fewest third downs allowed in a 16 game season is 49 by the 1991 Saints.

### STIFLING DEFENSE

In a win over the Jets on Sept. 22, 2019, the Patriots defense held the Jets to just six first downs and 105 total yards of offense. It marked the fourth-fewest yards the Patriots have ever allowed in a game.

### FEWEST NET YARDS ALLOWED IN A SINGLE GAME

65	.....vs. Seattle, Dec. 4, 1988
86	.....vs. Baltimore, Oct. 23, 1977
88	.....vs. Miami, Oct. 12, 1980
<b>105</b>	<b>..... vs. NY Jets, Sept. 22, 2019</b>
112	.....vs. Houston, Dec. 18, 1965

### DEFENSE LOCKS DOWN END ZONE AGAIN

The Patriots defense did not allow a touchdown in the first three games of the season, becoming the first team to not allow a passing or rushing touchdown in each of their first three games of a season in the Super Bowl era.

### ZERO FIRST-HALF POINTS IN FIFTH STRAIGHT GAME

The Patriots did not allow a first-half point in five straight games, between the 2018 AFC Championship Game and Week 3 of the 2019 season, the first team to achieve that feat in the Super Bowl era. New England's previous best was a three-game stretch with no first-half points allowed in 1977.

### FORCING THE ISSUE

The Patriots lead the NFL with a plus-210 turnover margin since 1994.

### NFL TURNOVER MARGIN SINCE 1994

New England	.....+210
Kansas City	.....+149
Green Bay	.....+101

### MOST SAFETIES SINCE 2015

New England	.....6
LA Rams	.....5
Arizona	.....4
Detroit	.....4
Pittsburgh	.....4

### MOST BLOCKED KICKS SINCE 2014

Philadelphia	.....16
<b>New England</b>	<b>..... 15 (8 FGs, 2 XPs &amp; 5 Punts)</b>
Miami	.....15
Baltimore	.....13
Denver	.....13



# INSIDE THE NUMBERS

## TEAM

**0**

The Patriots are the first team to not allow a passing TD or a rushing TD in each of the first three games of a season in the Super Bowl era.

**0**

The Patriots held the NY Jets to 0 third-down conversions on 12 attempts in the win on Sept. 22, 2019.

**2**

The Patriots scored on two special teams plays at Chicago (10/21/18), the fifth time that has occurred for New England since 1970.

**2**

The Patriots returned two interceptions for touchdowns in the win at Miami (9/15/19), the 10th time they have done that in a game.

**5**

DB Duron Harmon has five interceptions in the end zone during the regular season in his career.

**10**

New England is the only team that has made the playoffs in each of the last 10 seasons (2009-18).

**12**

Since 2001, the Patriots have the fewest weeks with a losing record in the NFL with 12 weeks. Pittsburgh is next with 60 weeks.

**15**

The Patriots have won 15 straight regular-season games at home.

**16**

The Patriots have had a rookie free agent make the 53-man opening-day roster for 16 straight seasons, the third-longest streak behind the Chargers (23) and Colts (21).

**16**

Tom Brady has thrown at least 10 touchdown passes to 16 different players, second to the 18 different players by Brett Favre.

**19**

The Patriots have gone 19 straight seasons without being swept in a series by a division opponent after beating each of the AFC East teams in 2019, extending the longest such streak since the 1970 NFL merger.

**20**

RB James White has 20 touchdown receptions since 2015, the most among all running backs during that span and became only the 16th running back to reach 20 touchdown receptions since the 1970 NFL merger.

**41-0**

The Patriots are 41-0 at home against AFC teams when Tom Brady and Julian Edelman are in the lineup together.

**96-1**

The Patriots are 96-1 all-time at Gillette Stadium when leading at halftime in the regular season.

## ROBERT KRAFT

**6**

The number of Super Bowl championships the Patriots have won since Robert Kraft purchased the team in 1994. That mark is highest in the NFL over that span.

**10**

The number of conference championships the Patriots have won since Robert Kraft purchased the team in 1994, the NFL record for most conference championships as an owner.

**18**

The number of division championships won by the Patriots since Kraft purchased the team in 1994.

**20**

The number of playoff seasons earned by the Patriots in the 25 seasons since Robert Kraft purchased the team.

## ROBERT KRAFT

**47**

The number of playoff games the Patriots have appeared in since 1994, the most in the NFL. Green Bay has the second most with 36.

**278**

The number of consecutive home games that have been sold out, including all playoff and preseason games, dating back to the 1994 season opener.

**316**

The number of games the Patriots have won since Robert Kraft purchased the franchise in 1994. Prior to Kraft's ownership, the team had won 225 total games in its entire 34-year history from 1960-93.

## TOM BRADY

**6**

Brady is the only QB with six Super Bowl wins, surpassing Hall of Fame DL Charles Haley (5) as the only other NFL player with six Super Bowl wins.

**6**

Brady joins Herb Adderly (GB/DAL), Fuzzy Thurston (Green Bay) and Forrest Gregg (GB/DAL) as the only NFL players with six titles.

**9**

Brady won his ninth conference title in 2018, an NFL record. He passed DL Mike Lodish for the most Super Bowls played with his seventh in Super Bowl LI. Lodish played in six (four with Buffalo and two with Denver).

**13**

Brady played in his 13th conference championship game in 2018, the most in NFL history. Gene Upshaw and George Blanda with 10 are tied for second-most conference championship game appearances.

**16**

Brady set a Super Bowl record with 16 straight pass completions in Super Bowl XLVI vs. the New York Giants.

**19**

The longest streak of consecutive pass completions by Brady in a regular-season game (Sept. 10, 2015 vs. Pittsburgh), a team record.

**90.0**

The percent of quarterback keepers converted by Brady (117-of-130) for first downs (89-of-98 on third-and-2 or less and 28-of-32 on fourth-and-2 or less).

**241**

Brady has the most overall wins of any NFL player with 240.

**505**

Brady set a Super Bowl record with 505 passing yards in Super Bowl LII, breaking the record of 466 yards he set the previous year in Super Bowl LI.

**4,577**

Brady led the NFL in 2017 with 4,577 yards passing at age 40 to become the oldest player to lead the NFL. The previous oldest player to lead the league in passing yards was Fran Tarkenton with 3,468 yards in 1978 at age 38 with Minnesota.

## BILL BELICHICK

**3**

Bill Belichick (296 wins) is in third place on the NFL wins list.

**4**

Bill Belichick is the first coach to lead his team to four 500-point seasons (2007, 10-12).

**5**

The number of 14-win seasons by Bill Belichick, the most among all NFL coaches.

**6**

Bill Belichick has won six Super Bowls as a head coach, the most Super Bowl wins by a head coach in NFL history.

**12**

Super Bowl LIII was Belichick's 12th Super Bowl overall, including nine as a head coach and three as an assistant coach.





# BILL BELICHICK NEWS & NOTES

Bill Belichick is the only head coach in NFL history to win six Super Bowl titles. He won more regular-season games (123) and more games overall (136) during a 10-year stretch (2002-11) than any other coach in NFL history. In 2007, Belichick led the Patriots to the fourth undefeated and untied regular season in NFL history and the first since the NFL established a 16-game schedule in 1978. His 45 consecutive years as an NFL coach are tied for first in NFL history with the 45 by Dick LeBeau. The only other NFL coach with at least 40 consecutive NFL coaching seasons is Tom Moore with 41.



## 25TH SEASON AS HEAD COACH 45TH NFL SEASON

**Overall Record:** 296-134 (.688)

**Regular Season:** 265-123 (.683)

**Postseason:** 31-11 (.738)

**With Patriots overall (2000-19):** 259-89 (.744)

**Super Bowl Titles:** 8 (86, 90, 01, 03, 04, 14, 16, 18)

**Conf. Titles:** 12 (86, 90, 96, 01, 03, 04, 07, 11, 14, 16, 17, 18)

**Division Titles:** 23 (75, 78, 86, 89, 90, 96, 98, 01, 03, 04, 05, 06, 07, 09, 10, 11, 12, 13, 14, 15, 16, 17, 18)

## WHAT TO WATCH FOR IN 2019

- Bill Belichick has an NFL-best six Super Bowl championships as a head coach and joined George Halas and Curly Lambeau as the only NFL coaches with six championships since the league began postseason play in 1933.
- Belichick seeks back-to-back championships for a second time in his career (2003-04) – a feat so rare it has been achieved by only two other coaches in history. Chuck Noll did it with the Pittsburgh Steelers in the 1970s (1974-75, 1978-79), and Vince Lombardi did it with the Green Bay Packers in the 1960s (1961-62, 1966-67).
- Belichick is third all-time with 265 career regular-season wins, behind Don Shula (328) and George Halas (318).
- Belichick has led New England to three straight Super Bowl berths, tied with Don Shula (1971-73) for the second most in NFL history. Marv Levy led Buffalo to four straight Super Bowl appearances (1990-93). Since postseason play began in 1933, George Halas led Chicago to four straight championship berths (1940-43) and Paul Brown led Cleveland to six straight championship appearances (1950-55).
- Belichick has 296 total victories (regular season and playoffs combined), third all-time behind Don Shula (347) and George Halas (324). Belichick needs six more wins to become the third NFL coach with 300 career wins.
- Belichick's 16 division titles are the most in NFL history. Don Shula and Tom Landry are second with 13 division crowns.
- Belichick can extend his NFL record with an 11th consecutive division title. Four other coaches are tied for second with six straight division titles.
- Belichick enters 2019 with 18 straight winning seasons, second most behind Tom Landry with 20 (1966-85).
- Belichick has 16 consecutive 10-win seasons, an NFL record. George Seifert is second with eight (1989-96).
- Belichick owns the NFL record with 16 11-win seasons. Don Shula is second with 13.

## WHAT TO WATCH FOR IN 2019 (CONT.)

- Belichick holds the NFL record with 12 12-win seasons. Don Shula is second with eight.
- Belichick is the only head coach in NFL history with seven seasons of 13-plus wins. George Seifert is second with four 13-win seasons.
- Belichick has five 14-win seasons, most in NFL history. George Seifert is second with three 14-win seasons.
- Belichick has led his teams to 17 postseason berths as a head coach, third all-time, behind the 19 by Don Shula and the 18 by Tom Landry. Belichick can tie Landry for second with a postseason berth in 2019.

## THE HIGHEST WINNING PCT.

Bill Belichick has recorded 296 career wins as a head coach, which is third in NFL history. Belichick owns a career winning percentage of .688, first in NFL history.

## TOP WINNING PERCENTAGE AMONG HEAD COACHES WITH AT LEAST 160 WINS (INCL. POSTSEASON)

Head Coach	Team(s)	Years	W	L	T	Pct.
Bill Belichick	CLE/NE	1991-95, 2000-19	296	134	0	.688
George Halas	Chicago	1920-29, 33-41, 46-55, 58-67	324	151	31	.682
Don Shula	BLT/MIA	1963-95	347	173	6	.666
Curly Lambeau	GB/CHI/WAS	1921-53	229	134	22	.630

NOTE: Winning percentage calculated using current NFL rules, counting a tie as a half-win, half-loss.

## MOVING ON UP

Bill Belichick ranks third all-time in NFL history with 296 career wins.

## MOST WINS BY NFL COACHES

Head Coach	Team(s)	Years	W	L	T
Don Shula	BLT/MIA	1963-95	347	173	6
George Halas	Chicago	1920-29, 33-41, 46-55, 58-67	324	151	31
Bill Belichick	CLE/NE	1991-95, 2000-19	296	134	0
Tom Landry	Dallas	1960-88	270	178	6
Curly Lambeau	GB/CHI/WAS	1921-53	229	134	22

## SUPER SUCCESS

Bill Belichick has won six Super Bowls, the most by a head coach.

## MOST SUPER BOWL VICTORIES

Head Coach	Team	Titles	Seasons
Bill Belichick	New England	6	2001, 03-04, 14, 16, 18
Chuck Noll	Pittsburgh	4	1974-75, 78-79
Joe Gibbs	Washington	3	1982, 87, 91
Bill Walsh	San Francisco	3	1981, 84, 88

NOTE: Sorted by most recent championship. Super Bowls have determined NFL champion since 1966.





# BILL BELICHICK NEWS & NOTES

## NINE CONFERENCE TITLES ARE THE MOST IN SUPER BOWL ERA

The 2018 AFC Championship was Bill Belichick's ninth conference championship, the most in NFL history during the Super Bowl era (since 1966).

### MOST CONFERENCE CHAMPIONSHIPS BY A HEAD COACH IN SUPER BOWL ERA

HEAD COACH	TEAM	#	SEASONS	SUPER BOWL APPEARANCES
Bill Belichick	New England	9	2001, 2003, 2004, 2007, 2011, 2014, 2016, 2017, 2018	XXXVI, XXXVIII, XXXIX, XLII, XLVI, XLIX, LI, LII, LIII
Don Shula	Baltimore/Miami	6	1968, 1971, 1972, 1973, 1982, 1984	III, VI, VII, VIII, XVII, XIX
Tom Landry	Dallas	5	1970, 1971, 1975, 1977, 1978	V, VI, X, XII, XIII
Joe Gibbs	Washington	4	1982, 1983, 1987, 1991	XVII, XVIII, XXII, XXVI
Bud Grant	Minnesota	4	1969, 1973, 1974, 1976	IV, VII, IX, XI
Marv Levy	Buffalo	4	1990, 1991, 1992, 1993	XXV, XXVI, XXVII, XXVIII
Chuck Noll	Pittsburgh	4	1974, 1975, 1978, 1979	IX, X, XIII, XIV
Dan Reeves	Denver/Atlanta	4	1986, 1987, 1989, 1998	XXI, XXII, XXIV, XXIII

### 12 SUPER BOWL APPEARANCES

Super Bowl LIII was Bill Belichick's 12th career Super Bowl appearance, the most appearances by a coach in NFL history.

### MOST SUPER BOWL APPEARANCES AS A HEAD COACH OR ASSISTANT

Bill Belichick	12 (nine as a head coach)
Dan Reeves	7 (four as a head coach)
Don Shula	6 (six as head coach)
Tom Landry	5 (five as a head coach)
Chuck Noll	5 (four as a head coach)
Marv Levy	5 (four as a head coach)

### ELITE COMPANY

Bill Belichick joined George Halas and Curly Lambeau as the only coaches with six titles.

### HEAD COACHES WITH FOUR OR MORE NFL TITLES

Coach	NFL Titles	Championship Teams
Bill Belichick	6	New England (SB XXXVI, XXXVIII, XXXIX, XLIX, LI and LIII)
George Halas	6	Chicago (1921, 33, 40, 41, 46 & 63)
Curly Lambeau	6	Green Bay (1929, 30, 31, 36, 39 & 44)
Vince Lombardi	5	Green Bay (1961, 62, 65, SB I & II)

### POSTSEASON COACHING MARK

Belichick coached in his NFL-record 37th postseason game in the 2017 AFC Divisional Playoff against Tennessee, moving past Tom Landry and Don Shula. He has now coached in 42 postseason games.

### MOST POSTSEASON GAMES AS A HEAD COACH

Head Coach	Team(s)	Games
Bill Belichick	Cleveland/New England	42
Tom Landry	Dallas	36
Don Shula	Baltimore/Miami	36
Andy Reid	Philadelphia/Kansas City	26
Chuck Noll	Pittsburgh	24
Mike Holmgren	Green Bay/Seattle	24
Joe Gibbs	Washington	24

### 13 CONFERENCE CHAMPIONSHIP GAME APPEARANCES

Belichick reached his 13th conference championship game as a head coach in 2018 to extend his record for the most since the 1970 merger.

### MOST CONFERENCE CHAMPIONSHIP GAMES AS A HEAD COACH

Head Coach	Conference Championship Games
Bill Belichick	13
Tom Landry	10
Don Shula	7
Chuck Noll	7
John Madden	6
Bill Cowher	6

### MOST POSTSEASON WINS

Belichick earned his NFL-record 21st postseason victory after the Patriots defeated the Indianapolis Colts in the AFC Championship Game on Jan. 18, 2015. He now has 31 career postseason victories.

### MOST PLAYOFF WINS BY AN NFL HEAD COACH

COACH	TEAM(s)	WINS
Bill Belichick	CLE/NE	31
Tom Landry	Dallas	20
Don Shula	BLT/MIA	19
Joe Gibbs	Washington	17
Chuck Noll	Pittsburgh	16

### BEST POSTSEASON RECORDS IN NFL HISTORY (MINIMUM 10 GAMES)

HEAD COACH	TEAM	W	L	PCT.
Vince Lombardi	GB/WAS	9	1	.900
Bill Belichick	CLE/NE	31	11	.738
Tom Flores	Oakland	8	3	.727
Bill Walsh	San Francisco	10	4	.714
Joe Gibbs	Washington	17	7	.708
Jimmy Johnson	DAL/MIA	9	4	.692

### POSTSEASON BERTHS

Bill Belichick has led his teams to 17 postseason berths, which is third all-time among NFL head coaches.

### NFL HEAD COACHES WITH THE MOST POSTSEASON BERTHS

Head Coach	Postseason Appearances
Don Shula	19
Tom Landry	18
Bill Belichick	17



# BILL BELICHICK NEWS & NOTES

## DIVISION TITLES RECORD

Belichick again guided the Patriots to the AFC East title in 2018. His 16 division titles are the most by a head coach in NFL history. Don Shula and Tom Landry are second with 13 titles.

## MOST CONSECUTIVE DIVISION TITLES

Belichick is the first NFL coach to lead his team to 10 consecutive division titles after claiming another AFC East crown in 2018. Paul Brown (1950-55), Tom Landry (1966-71), Bud Grant (1973-78) and Chuck Noll (1974-79) led their teams to six straight titles.

## NFL COACHES WITH THE MOST CONSECUTIVE DIVISION TITLES

Head Coach	Team	Consec. Div. Titles
Bill Belichick	New England	10 (2009-18)
Paul Brown	Cleveland	6 (1950-55)
Tom Landry	Dallas	6 (1966-71)
Bud Grant	Minnesota	6 (1973-78)
Chuck Noll	Pittsburgh	6 (1974-79)

## SUPER COMEBACK

Belichick coached the Patriots back from a 25-point deficit to win Super Bowl LI. A comeback of that magnitude is extremely rare. There had been 2,656 games in which a team led by 25 points or more in NFL history, including the postseason. Teams leading by 25 had recorded 2,647 wins, seven losses and two ties, a winning percentage of .997.

## PATRIOTS RENAISSANCE

Once head coach Bill Belichick implemented his coaching design on the Patriots, his approach has given him the best record of any NFL head coach who has coached over 40 games since 2001 (including the postseason).

## NFL COACHES RECORDS SINCE 2001

Coach	Team(s)	W	L	T	Pct.
Bill Belichick	New England	254	78	0	.765
Tony Dungy	TB/IND	101	41	0	.711
Jim Harbaugh	San Francisco	49	22	1	.688
Bill Cowher	Pittsburgh	70	35	1	.665
Mike Tomlin	Pittsburgh	134	76	1	.637

## 3X COACH OF THE YEAR

The Associated Press named Bill Belichick the NFL's Coach of the Year in 2010, the third time that Belichick earned the honor. He was also named Coach of the Year following the 2003 and 2007 seasons, joining Don Shula (4-time winner) and Chuck Knox as the only three-time winners.

## ABOVE THE CENTURY MARK

Bill Belichick has an overall record of 296-134, 162 games above the .500 mark. He joins Don Shula and George Halas as the only coaches with 100 more wins than losses.

## COACHES WITH 100 OR MORE WINS THAN LOSSES

Head Coach	Team(s)	W	L	T	Wins above .500
Don Shula	BLT/MIA	347	173	6	174
George Halas	Chicago	324	151	31	173
Bill Belichick	CLE/NE	296	134	0	162

## 500+ FOR 3 STRAIGHT YEARS

Belichick became the first head coach in NFL history to lead a team to three straight 500-point seasons (2010-12) and four overall (2007-589, 2010-518, 2011-513 and 2012-557). St. Louis was the only other team to have done it three times (1999-526, 2000-540, 2001-503).

## TWO DECADES WITH THE PATRIOTS

Bill Belichick is now in his 20th year as head coach of the New England Patriots and is one of seven to coach one team for at least 20 years.

## 20 YEAR HEAD COACHES WITH ONE TEAM

Head Coach	Years with Team
George Halas	40 years with Chicago
Curly Lambeau	29 years with Green Bay
Tom Landry	29 years with Dallas
Don Shula	26 years with Miami
Chuck Noll	23 years with Pittsburgh
Steve Owen	23 years with N.Y. Giants
Bill Belichick	20 years with New England

## CLIMBING THE WINS LADDER

Belichick now has 229 career regular-season wins with the Patriots, the fourth-most regular-season wins with one team among head coaches.

## NFL HEAD COACHES WITH THE MOST REGULAR-SEASON WINS WITH ONE TEAM

Coach	Team	W	L	T
George Halas	Chicago	318	148	31
Don Shula	Miami	257	133	2
Tom Landry	Dallas	250	162	6
Bill Belichick	New England	229	79	0
Curly Lambeau	Green Bay	209	104	21

## BETTER THAN AVERAGE

Belichick has led the Patriots to 18 straight seasons with a winning record (2001-18), second all-time behind Tom Landry, whose Dallas Cowboys accomplished the feat 20 straight years from 1966-85.

## MOST CONSECUTIVE SEASONS WITH A WINNING RECORD

Head Coach	Team	Years
Tom Landry	Dallas	20 – 1966-85
Bill Belichick	New England	18 – 2001-18
Curly Lambeau	Green Bay	14 – 1934-47
Curly Lambeau	Green Bay	12 – 1921-32
George Halas	Chicago	10 – 1933-42
John Madden	Oakland	10 – 1969-78

## DOUBLE-DIGIT WINS

Belichick has led New England to 16 consecutive seasons with at least 10 wins, tying San Francisco for the NFL record.

## MOST CONSECUTIVE 10-WIN SEASONS

Team	Years	Consec. Seasons w/10+ Wins
New England	2003-18	16
San Francisco	1993-98	16
Indianapolis	2002-10	9
Dallas	1975-81	7

## CAREER MILESTONE

Belichick is just the fourth NFL head coach to reach 250 career regular-season victories. His 265 regular-season wins are the third-most regular season wins all-time.

## MOST REGULAR-SEASON WINS, NFL HEAD COACHES

Head Coach	Team(s)	W	L	T
Don Shula	BLT/MIA	328	156	6
George Halas	Chicago	318	148	6
Bill Belichick	CLE/NE	265	123	0
Tom Landry	Dallas	250	162	6
Curly Lambeau	GB/CHI/WAS	226	132	22

## DIVISIONAL SUCCESS

### HEAD COACHES WITH THE HIGHEST WINNING PERCENTAGE AGAINST DIVISION OPPONENTS (SINCE 1970 - MINIMUM 60 GAMES)

Head Coach	Team(s)	W	L	T	Win Pct.
Mike Tomlin	Pittsburgh	51	20	1	.715
George Allen	LAR/WAS	42	18	2	.700
Bill Belichick	CLE/NE	106	47	0	.693
Bud Grant	Minnesota	69	31	1	.688
Tom Landry	Dallas	101	46	0	.687
Mike McCarthy	Green Bay	51	23	2	.684
Marty Schottenheimer	CLE/KC/SD/WAS	95	51	0	.651

### HEAD COACHES WITH THE MOST WINS AGAINST DIVISION OPPONENTS SINCE 1970

Head Coach	Team(s)	Wins vs. Div. Opponents
Don Shula	Miami	132
Bill Belichick	CLE/NE	106
Tom Landry	Dallas	101
Dan Reeves	DEN/NYG/ATL	95
Marty Schottenheimer	CLE/KC/SD/WAS	95






# TOM BRADY NEWS & NOTES

## CAREER NOTES

Tom Brady has quarterbacked the Patriots to victories in 211 of his 271 career regular-season starts, compiling a .779 winning percentage and giving him the best record of any quarterback in the Super Bowl era (since 1966). Brady's 155 career wins in his first 200 starts were the most in NFL history. Peyton Manning is second with 136 wins in his first 200 career starts.



## WHAT TO WATCH FOR IN 2019

- In a Week 3 win over the Jets, Tom Brady (524) moved out of a tie with Drew Brees (522) for second all-time with in career touchdown passes, behind Peyton Manning (539).
- If Brady throws 30 or more touchdowns passes in 2019, he will become just the fourth player in NFL history with 30 or more touchdown passes in at least eight seasons, joining Brett Favre (9), Peyton Manning (9) and Drew Brees (10).
- Brady is tied with Peyton Manning, Drew Brees and Aaron Rodgers with four seasons with 35 or more touchdowns and needs to reach 35 touchdowns in 2019 for his fifth season with 35 or more touchdowns, for the most in NFL history.
- Brady has passed for 4,000 yards 10 times in his career and if he reaches 4,000 yards again in 2019, he will be the third player to reach 4,000 yards 11 times, joining Peyton Manning (14) and Drew Brees (12).
- Brady led the NFL with 36 touchdowns passes in 2015, the fourth time he led the NFL in that category. He tied Drew Brees, Len Dawson, Brett Favre, Peyton Manning, Johnny Unitas and Steve Young for most seasons leading the NFL in touchdown passes.
- Brady has 241 career victories (regular season and playoffs combined), the most wins all-time by an NFL player.
- Brady has 71,575 career passing yards, fourth in NFL history. He needs 264 passing yards to move past Brett Favre into third place for all-time NFL passing yards.
- Brady has 89 career 300-yard passing games and needs one more to become the third NFL player with 90 300-yard games, joining Drew Brees (116) and Peyton Manning (93).
- Brady is tied with eight other NFL players with two games with six or more touchdowns and needs one more game with six or more touchdowns to tie Peyton Manning, who had three games with six or more touchdowns.
- Tom Brady owns the NFL record with 30 Player of the Week awards and 10 Player of the Month honors.
- Brady has the NFL record with 58 career games with three touchdown passes and no interceptions.
- Brady has played in 273 NFL games, which is third all-time among NFL quarterbacks, behind George Blanda (340) and Brett Favre (302).
- Brady has started every game in 15 seasons, third all-time for a quarterback, behind the 16 seasons by Peyton Manning and 17 seasons by Brett Favre.
- Brady (14) needs one more Pro Bowl berth to move past Tony Gonzalez (14), Peyton Manning (14), Bruce Matthews (14) and Merlin Olsen (14) for the most Pro Bowl berths.

## 2019 ACCOMPLISHMENTS

- Brady is in his 20th season with the Patriots in 2019. He joins Darrell Green (20 - Washington), Jackie Slater (20 - L.A. Rams) and Jason Hanson (21 - Detroit) as the only players with at least 20 NFL seasons played with one team.
- At age 42, Brady became the oldest quarterback to start on Kickoff Weekend. Warren Moon had held the record after starting opening day for Seattle in 1998 at age 41.
- Brady (7 in 2019) set the record for most touchdown passes in a single season past his 42nd birthday. George Blanda had 6 in 1970.

## TOM'S TITLES

Brady is one of four players in the 100-year history of the NFL to win six titles.

## NFL PLAYERS WITH SIX CHAMPIONSHIPS

Player	Titles	Championship Teams
Tom Brady	6	New England (SB XXXVI, XXXVIII, XXXIX, XLIX, LI & LIII)
Herb Adderly	6	Green Bay & Dallas (1961, 62, 65, SB I, II & VI)
Forrest Gregg	6	Green Bay & Dallas (1961, 62, 65, SB I, II & VI)
Fuzzy Thurston	6	Green Bay (1958, 61, 62, 65, SB I & II)

## RECORDING SUCCESS

### TOP WINNING PERCENTAGE IN SUPER BOWL ERA (SINCE 1966, MINIMUM 50 STARTS, REGULAR SEASON ONLY)

Player	Team(s)	Years	W	L	T	Pct.
1. Tom Brady	New England	2000-19	211	60	0	.779
2. Roger Staubach	Dallas	1969-79	85	29	0	.746
3. Joe Montana	SF/KC	1979-94	117	47	0	.713

## ACTIVE QUARTERBACKS WINNING PERCENTAGE (MINIMUM 32 STARTS, REGULAR SEASON ONLY)

Quarterback	Team(s)	W	L	T	Pct.
1. Tom Brady	New England	211	60	0	.779
2. Russell Wilson	Seattle	78	37	1	.677
3. Dak Prescott	Dallas	35	17	0	.673
4. Ben Roethlisberger	Pittsburgh	144	71	1	.669
5. Jared Goff	L.A. Rams	27	15	0	.643
5. Aaron Rodgers	Green Bay	103	57	1	.643
7. Drew Brees	SD/NO	156	109	0	.589
8. Alex Smith	SF/KC/WAS	94	55	1	.587
9. Matt Ryan	Atlanta	103	75	0	.579

## 13 AFC CHAMPIONSHIP GAME APPEARANCES

The Patriots have reached 13 conference championship games in the Tom Brady/Bill Belichick era (since 2001 with Brady starting at QB; not including 2000, when he played one game as a substitute and 2008, when he only started one game).







# TOM BRADY NEWS & NOTES

## ALL-TIME WINS LEADER

### MOST CAREER WINS BY A STARTING NFL QUARTERBACK (INCLUDING PLAYOFFS)

Quarterback	Team(s)	Wins
Tom Brady	New England	241 (211 reg. season/30 postseason)
Peyton Manning	IND/DEN	200 (186 reg. season/14 postseason)
Brett Favre	ATL/GB/NYJ/MIN	199 (186 reg. season/13 postseason)
Drew Brees	SD/NO	164 (156 reg. season/8 postseason)

### MOST GAMES OVER .500 (INCLUDING PLAYOFFS)

Quarterback	Games Over .500	W	L	T
Tom Brady	171	241	70	0
Peyton Manning	108	200	92	0

### MOST OVERALL WINS

Brady's 241 overall career wins are for the most wins all-time.

### MOST WINS BY AN NFL PLAYER INCLUDING PLAYOFFS REGULAR SEASON

Player	Wins	Player	Wins
Tom Brady	241	Adam Vinatieri	217
Adam Vinatieri	238	Tom Brady	211
George Blanda	218	George Blanda	209
Jerry Rice	211	Gary Anderson	201
Gary Anderson	210	Jerry Rice	194
Peyton Manning	200		

### PILING UP THE WINS

#### MOST REGULAR-SEASON WINS BY A QB IN NFL HISTORY (REGULAR SEASON ONLY)

Name	W	L	T	Pct.
Tom Brady	211	60	0	.779
Brett Favre	186	112	0	.624
Peyton Manning	186	79	0	.702
Drew Brees	156	109	0	.589
John Elway	148	82	1	.643
Dan Marino	147	93	0	.613
Ben Roethlisberger	144	71	1	.669
Fran Tarkenton	124	109	6	.531
Philip Rivers	120	91	0	.569
Johnny Unitas	118	63	4	.649
Joe Montana	117	47	0	.713

### NFL FRANCHISE WINS LEADER

Brady has 211 career regular-season wins with the Patriots, the most by a starting quarterback with one team. Brady set the record with his 161st win in his 208th game, breaking Brett Favre's record of 160 wins with the Packers (253 starts).

### MOST WINS AS A STARTING QB FOR ONE TEAM

Player	Team	Wins
Tom Brady	New England	211
Brett Favre	Green Bay	160
John Elway	Denver	148
Dan Marino	Miami	147
Ben Roethlisberger	Pittsburgh	144
Peyton Manning	Indianapolis	141

## MVP AWARDS

Brady was named the NFL's Most Valuable Player in 2017 for the third time in his career. He is one of five players in NFL history to win the honor at least three times.

### MOST NFL MVP AWARDS

Player	MVP Awards	Years
Peyton Manning	5	2003-04, 08-09, 13
Tom Brady	3	2007, 10, 17
Jim Brown	3	1957-58, 65
Brett Favre	3	1995, 96-97
Johnny Unitas	3	1959, 64, 67

## BRADY'S COMEBACKS

Brady has engineered 58 career game-winning performances to lead his team back from a fourth quarter deficit or tie.

DATE	OPP.	SCORE	TIME REMAINING IN REG.	ATT	CMP	YDS	TD	INT	FINAL
02/03/19	LAR**	3-3	15:00	5	4	67	0	0	13-3
01/20/19	at KC#	17-21	7:45	20	11	147	0	0	(ot) 37-31
11/04/18	GB	17-17	15:00	6	6	104	1	0	31-17
10/14/18	KC	40-40	3:03	2	2	55	0	0	43-40
01/21/18	JAX#	10-20	14:52	14	9	138	2	0	24-20
12/17/17	at PIT	16-24	15:00	8	4	75	0	0	27-24
09/24/17	HOU	28-33	2:24	7	5	93	1	0	36-33
02/05/17	ATL**	9-28	15:00	27	21	246	1	0	(ot) 34-28
11/27/16	at NYJ	13-17	10:17	15	10	132	1	0	22-17
11/15/15	at NYG	17-23	15:00	18	11	193	1	1	27-26
10/25/15	NYJ	16-17	15:00	17	14	150	2	0	30-23
02/01/15	SEA**	14-24	15:00	15	13	124	2	0	28-24
01/10/15	BAL*	28-28	15:00	8	9	72	1	0	35-31
12/21/14	at NYJ	10-13	15:00	6	3	26	0	1	17-13
12/07/14	at SD	13-14	15:00	8	7	112	1	0	23-14
12/08/13	CLE	3-19	15:00	20	16	142	2	0	27-26
12/01/13	at HOU	21-24	15:00	12	8	87	0	0	34-31
11/24/13	DEN	21-24	15:00	19	12	100	1	0	(ot) 34-31
10/13/13	NO	23-27	1:13	5	7	70	1	0	30-27
09/08/13	at BUF	20-21	4:31	7	7	36	0	0	23-21
10/21/12	NYJ	23-26	1:37	9	13	95	0	0	(ot) 29-26
09/30/12	at BUF	21-21	15:00	7	4	78	2	0	52-28
01/22/12	BAL#	16-20	15:00	6	3	20	0	1	23-20
12/24/11	MIA	17-17	15:00	11	8	120	0	0	27-24
10/16/11	DAL	13-16	5:13	9	11	87	1	0	20-16
12/19/10	GB	21-27	13:49	6	5	82	1	0	31-27
11/25/10	at DET	24-24	15:00	5	5	86	2	0	45-24
10/17/10	BAL	10-20	14:53	24	16	156	1	1	(ot) 23-20
09/14/09	BUF	13-24	5:32	13	11	112	2	0	25-24
12/29/07	at NYG	23-28	15:00	12	8	130	1	0	38-35
12/03/07	at BAL	17-24	14:25	17	7	113	1	0	27-24
11/25/07	PHI	24-28	15:00	16	11	109	0	0	31-28
11/04/07	at IND	10-20	9:42	10	8	144	2	0	24-20
01/14/07	at SD*	13-21	8:35	14	9	122	1	1	24-21
12/03/06	DET	13-21	13:07	15	14	101	0	0	28-21
11/26/06	CHI	10-10	14:46	7	6	98	1	0	17-13
09/10/06	BUF	14-17	15:00	6	3	58	0	1	19-17
11/13/05	at MIA	15-16	2:53	2	2	76	1	0	23-16
10/30/05	BUF	7-16	10:07	4	4	69	0	0	21-16
10/09/05	at ATL	28-28	3:52	2	2	17	0	0	31-28
09/25/05	at PIT	10-13	14:19	12	12	167	0	0	23-20
02/06/05	PHI**	14-14	15:00	4	2	33	0	0	24-21
10/03/04	at BUF	17-17	15:00	4	2	8	1	0	31-17
02/01/04	CAR**	29-29	1:08	5	4	47	0	0	32-29
01/10/04	TEN*	14-14	15:00	11	6	27	0	0	17-14
11/30/03	at IND	31-31	10:21	6	3	31	1	0	38-34
11/23/03	at HOU	13-20	3:11	14	10	133	1	0	(ot) 23-20
11/03/03	at DEN	23-26	2:51	4	5	58	1	0	30-26
10/19/03	at MIA	13-13	15:00	10	7	147	1	0	(ot) 19-13
10/05/03	TEN	24-27	4:40	1	1	15	0	0	38-30
12/29/02	MIA	13-24	4:59	13	8	69	1	0	(ot) 27-24
11/10/02	at CHI	19-30	5:16	14	9	116	2	0	33-30
09/22/02	KC	38-38	0:00	5	4	46	0	0	(ot) 41-38
02/03/02	STL**	17-17	1:21	8	5	53	0	0	20-17
01/19/02	OAK*	3-13	15:00	27	20	138	0	0	(ot) 16-13
12/16/01	at BUF	6-9	5:57	13	9	116	0	0	(ot) 12-9
12/02/01	at NYJ	14-16	15:00	7	6	56	0	0	17-16
10/14/01	SD	16-26	8:48	18	13	130	1	0	(ot) 29-26

^-Statistics are from the time noted until the end of the game

\* Divisional Playoffs \*\* Super Bowl #AFC Championship



# TOM BRADY NEWS & NOTES

## DIVISION TITLE MARK

Brady extended his NFL record by leading the Patriots to their 10th straight division title in 2018.

### MOST CONSECUTIVE DIVISION TITLES BY A STARTING QB

Player	Team	Consec. Division Titles (Years)
Tom Brady	New England	10 (2009-18)
Terry Bradshaw	Pittsburgh	6 (1974-79)
Fran Tarkenton	Minnesota	6 (1973-78)

### NFL RECORD FOR MOST DIVISION TITLES

Tom Brady	16
Peyton Manning	12
Joe Montana	9
Brett Favre	8
Terry Bradshaw	7
John Elway	7

## 43 GAME-WINNING DRIVES

Brady has 43 game-winning drives in the fourth quarter or overtime in the regular season.

### MOST GAME WINNING DRIVES IN THE FOURTH QUARTER OR OVERTIME (REGULAR SEASON SINCE 1970)

Player	Team(s)	4th Qtr Game-Winning Drives
Peyton Manning	IND/DEN	54
Dan Marino	Miami	47
Drew Brees	SD/NO	45
Tom Brady	New England	43
Brett Favre	GB/NYJ/MIN	43

## COMEBACK KID

### MOST WINS BY A QB AFTER TRAILING BY 10+ POINTS SINCE 2000 (INCLUDING PLAYOFFS)

Player	Wins
Tom Brady	32
Peyton Manning	26
Drew Brees	22
Eli Manning	20
Ben Roethlisberger	19

## A WINNING COMPARISON

Tom Brady has won 30 postseason games in his career. Only four NFL franchises have won more playoff games in their history than Brady has in his career: New England (37), Pittsburgh (36), Dallas (35) and Green Bay (34).

## RECORD AS A STARTER

	Reg. Season	Playoffs	Total
Overall	211-60	30-10	241-70
Home:	117-18	20-3	137-21
Road:	94-42	10-7*	104-49
<b>By Total Yardage</b>			
Less than 200:	39-17	4-1	43-18
200-299:	98-28	14-5	112-33
300 or more:	74-15	12-4	86-19
<b>Other Records</b>			
On Artificial Turf:	135-20	18-6	153-26
Temp Below 40:	41-6	16-2	57-8
Thanksgiving or later:	78-20	30-10	108-30
Leading at Halftime:	166-18	21-4	187-22
Leading after 3 Qtrs:	178-10	19-3	197-13
Overtime:	9-4	3-0	12-4
Passer rating >100.0:	121-9	15-1	136-10

\*-Includes nine Super Bowls at neutral sites

## LATE-GAME WINNER

Brady now has eight career games in which he threw a game-winning touchdown pass in the final minute of the game to turn a Patriots deficit into a Patriots win.

### 11/10/02 at Chicago\* W 33-30

The Patriots trailed 30-25 when Brady threw a 20-yard touchdown to David Patten with 21 seconds left to give the Patriots a 33-30 win.

\*Champaign, Ill.

### 11/3/03 at Denver W 30-26

The Patriots trailed 26-23 when Brady threw an 18-yard touchdown to David Givens with 30 seconds left to give the Patriots a 30-26 win.

### 12/3/07 at Baltimore W 27-24

The Patriots trailed 24-20 when Brady threw an 8-yard touchdown to Jabar Gaffney with 44 seconds left to give the Patriots a 27-24 win.

### 09/14/09 vs. Buffalo W 25-24

The Patriots trailed 24-19 when Brady threw a 16-yard touchdown to Ben Watson with 50 seconds left to give the Patriots a 25-24 win.

### 10/16/11 vs. Dallas W 20-16

The Patriots trailed 16-13 when Brady threw an 8-yard touchdown pass to Aaron Hernandez with 22 seconds left to give the Patriots a 20-16 win.

### 10/13/13 vs. New Orleans W 30-27

The Patriots trailed 27-23 when Brady threw a 17-yard touchdown pass to Kenbrell Thompson with five seconds left to give the Patriots a 30-27 win.

### 12/08/13 vs. Cleveland W 27-26

The Patriots trailed 26-21 when Brady threw a 1-yard touchdown pass to Danny Amendola with 31 seconds left to give the Patriots a 27-26 win.

### 09/24/17 vs. Houston W 36-33

The Patriots trailed 33-28 and started a drive with 2:24 to play when Brady threw a 25-yard touchdown pass to WR Brandin Cooks with 23 seconds to play to give the Patriots the lead and then added a two-point play to Cooks for a 36-33 victory.

## STERLING CAREER RECORD

Tom Brady's career record is impressive no matter which division or conference foe he is facing:

Record vs. AFC East	84-20
Record vs. rest of AFC	75-25
Record vs. NFC	52-15

## WINNINGEST COACH/QB TANDEM

Bill Belichick and Tom Brady have the best winning percentage and most wins for a head coach/QB tandem since the 1970 merger.

### WINNINGEST COACH/QB TANDEM SINCE 1970 (REGULAR SEASON ONLY - BY WINNING PERCENTAGE)

Quarterback/Head Coach	Team	W	L	T	Pct.
Tom Brady/Bill Belichick	NE	211	60	0	.779
Peyton Manning/Tony Dungy	IND	85	27	0	.759
Ken Stabler/John Madden	OAK	60	19	1	.756

### WINNINGEST COACH/QB TANDEM SINCE 1970 (REGULAR SEASON ONLY - BY VICTORIES)

Quarterback/Head Coach	Team	W	L	T	Pct.
Tom Brady/Bill Belichick	NE	211	60	0	.779
Drew Brees/Sean Payton	NO	119	72	0	.623
Dan Marino/Don Shula	MIA	116	68	0	.630
Ben Roethlisberger/Mike Tomlin	PIT	115	60	1	.656
Terry Bradshaw/Chuck Noll	PIT	107	51	0	.677

### MOST WINS BY A STARTING QB THROUGH 200 STARTS

Brady had 155 career regular-season wins in his first 200 regular-season starts (.775 win pct.). Peyton Manning is second with 136 victories in his first 200 starts.

Tom Brady	155
Peyton Manning	136
Ben Roethlisberger	135
Dan Marino	125



# TOM BRADY NEWS & NOTES

## NO PLACE LIKE HOME

Brady made his 100th career home start against Chicago on Oct. 26, 2014. The win over the Bears gave Brady an 87-13 home record in his first 100 home starts, the best in NFL history since the merger for a quarterback with at least 50 starts.

### BEST HOME REGULAR-SEASON STARTING RECORDS (MINIMUM 40 STARTS)

Player	Team	W	L	T	PCT.
Tom Brady	New England	117	18	0	.867
Terry Bradshaw	Pittsburgh	67	12	0	.848
Roger Staubach	Dallas	49	10	0	.831
John Elway	Denver	95	23	0	.805
Russell Wilson	Seattle	45	13	0	.776

### BEST HOME STARTING RECORDS (INCLUDING PLAYOFFS)

Player	Team	W	L	PCT.
Tom Brady	New England	137	21	.867
Terry Bradshaw	Pittsburgh	75	14	.843
John Elway	Denver	104	25	.806
Roger Staubach	Dallas	54	13	.806
Russell Wilson	Seattle	50	13	.794

### BEST HOME REGULAR-SEASON RECORD IN FIRST 100 STARTS

Player	Team	W	L	PCT.
Tom Brady	New England	87	13	.870
Brett Favre	Green Bay	82	18	.820
John Elway	Denver	77	23	.770

## HOME FIELD ADVANTAGE I

Brady won his 100th regular-season game at Gillette Stadium on Dec. 24, 2017, when the Patriots beat Buffalo, 37-16. He is the only NFL quarterback with 100 wins in a stadium. He now has 111 wins at Gillette Stadium. John Elway is second with 95 wins at Mile High Stadium.

## HOME FIELD ADVANTAGE II

Brady is 80-8 overall at home in the regular season since 2007. That is equal to or more than the win total that five teams have (home and away) combined during that span.

Team	Wins Since 2007
Tampa Bay.....	75
Los Angeles Rams.....	73
Oakland.....	72
Jacksonville.....	70
Cleveland.....	57

## HOME COOKIN'

Tom Brady is second behind Drew Brees for most career touchdown passes in a single stadium in NFL history.

Player	Team	Stadium	TD Passes
Drew Brees	New Orleans	Mercedes-Benz Superdome	254
Tom Brady	New England	Gillette Stadium	251
Brett Favre	GB/MIN	Lambeau Field	214

## ROAD WINNER

The win over Denver on Nov. 12, 2017 was Brady's 86th career road victory, passing Peyton Manning for the most in NFL history. Brady now has 94 career road wins.

## TOM TERRIFIC IN DECEMBER

Brady is 60-13 (.822) in December, the second-highest winning percentage in December among quarterbacks in the Super Bowl era with at least 20 starts. Roger Staubach is first (17-3, .850). Brady's 60 December wins are the most in NFL history, followed by the 52 by Brett Favre and the 49 by Peyton Manning. Additionally, Brady is 32-4 all-time in December at Gillette stadium.

## UNDEFEATED AGAINST 5

Brady is undefeated against five teams – Atlanta (5-0), Chicago (5-0), Minnesota (5-0), Dallas (4-0) and Tampa Bay (4-0). Brady is most successful against Buffalo, with a 31-3 career record and the non-divisional team he has beaten the most is Indianapolis (11-3).

## BRADY BEATS BUFFALO

Brady's 31 wins against Buffalo are most ever by a quarterback against a single team.

### MOST WINS BY A STARTING QUARTERBACK AGAINST AN OPPONENT (REGULAR SEASON ONLY)

Tom Brady.....	31 wins against Buffalo
Tom Brady.....	28 wins against N.Y. Jets
Brett Favre.....	26 wins against Detroit
Tom Brady.....	23 wins against Miami
Brett Favre.....	23 wins against Chicago
Ben Roethlisberger.....	23 wins against Cincinnati

## MOST INTER-CONFERENCE WINS

Tom Brady has the most wins in inter-conference games since 1970.

### MOST WINS IN INTER-CONFERENCE GAMES SINCE 1970

Tom Brady.....	52
Peyton Manning.....	46
Brett Favre.....	43
Ben Roethlisberger.....	38
Dan Marino.....	37

## ALL-TIME LEADER IN TOTAL TDS

Brady set the NFL record for all-time touchdown passes (including playoffs) with his three-touchdown performance at Miami (12/09/18). He is one of four quarterbacks with 500 career regular-season touchdown passes and has the most touchdown passes with one team.

### ALL-TIME TOUCHDOWN PASS LEADERS (INCLUDING PLAYOFFS)

Player	Years	Team(s)	Total TD	Regular Season	Playoffs
Tom Brady	2000-Present	New England	597	524	73
Peyton Manning	1998-2015	IND/DEN	579	539	40
Drew Brees	2001-present	SD/NO	555	522	33
Brett Favre	1991-2010	ATL/GB/NYJ/MIN	552	508	44

### MOST TOUCHDOWN PASSES WITH ONE TEAM (INCLUDING PLAYOFFS)

Player	Years	Team(s)	Total TD	Regular Season	Playoffs
Tom Brady	2000-present	New England	597	524	73
Brett Favre	1992-2007	Green Bay	481	442	39
Drew Brees	2006-present	New Orleans	473	442	31
Dan Marino	1983-99	Miami	452	420	32
Peyton Manning	1998-2010	Indianapolis	428	399	29

### MOST CAREER TOUCHDOWN PASSES (REGULAR SEASON ONLY)

Peyton Manning.....	539
Tom Brady.....	524
Drew Brees.....	522
Brett Favre.....	508
Dan Marino.....	420

## 70,000 YARDS

Tom Brady became the fourth quarterback to reach 70,000 regular-season passing yards against Pittsburgh (12/16/18).

Player	Team(s)	Passing Yards
1. Drew Brees.....	SD/NO	74,845
2. Peyton Manning.....	IND/DEN	71,940
3. Brett Favre.....	GB/NYJ/MIN	71,838
4. Tom Brady.....	New England	71,575
5. Dan Marino.....	Miami	61,361
6. Ben Roethlisberger.....	Pittsburgh	56,545
7. Eli Manning.....	N.Y. Giants	56,537
8. Philip Rivers.....	SD/LAC	55,913
9. John Elway.....	Denver	51,475
10. Warren Moon.....	HOU/MIN/SEA/KC	49,325





# TOM BRADY NEWS & NOTES

## FIRST IN PASSING YARDS

Brady became the all-time NFL leader in total passing yards (regular season and playoffs) in the victory at the New York Jets on Nov. 25, 2018.

### NFL ALL-TIME LEADERS FOR PASSING YARDS (INCLUDING PLAYOFFS)

Tom Brady.....	82,754
Drew Brees.....	79,604
Peyton Manning.....	79,279
Brett Favre.....	77,693

## FIRST IN TOTAL YARDS

Brady sits first all-time in NFL history in the category of combined passing, rushing and receiving yards in the regular season and playoffs.

### NFL ALL-TIME LEADERS FOR TOTAL YARDS (INCLUDING PLAYOFFS)

Tom Brady.....	83,955
Drew Brees.....	80,476
Peyton Manning.....	79,978
Brett Favre.....	79,602
Dan Marino.....	65,953

## THIRD-HIGHEST QB RATING

Brady owns the third-highest QB rating in NFL history.

### HIGHEST QB RATING IN NFL HISTORY

Player	Team(s)	Years	Rating
Aaron Rodgers	Green Bay	2005-19	102.9
Russell Wilson	Seattle	2012-19	100.9
Tom Brady	New England	2000-19	97.8
Drew Brees	SD/NO	2001-19	97.7
Tony Romo	Dallas	2004-16	97.1
Steve Young	TB/SF	1985-99	96.8
Peyton Manning	IND/DEN	1998-2015	96.5
Philip Rivers	SD/LAC	2004-19	95.7

## BRADY 300-YARD GAMES

Brady has 89 NFL games with 300 or more yards passing and the Patriots are 74-15 in those games. He needs one more 300-yard game to be the third player to reach 90 300-yard games.

### NFL QUARTERBACK 300-YARD PASSING GAMES

Drew Brees.....	116
Peyton Manning.....	93
Tom Brady.....	89
Philip Rivers.....	65
Dan Marino.....	63
Brett Favre.....	62

Brady had a career-best 11 300-yard games in 2011, tied for third-most in NFL history behind Drew Brees (13 in 2011) and Peyton Manning (12 in 2013).

## 6,000 COMPLETIONS

Brady became the fourth NFL player to reach 6,000 completions in the 2018 regular-season finale vs. N.Y. Jets.

### MOST PASS COMPLETIONS IN NFL HISTORY (REGULAR SEASON)

Drew Brees.....	6,621
Brett Favre.....	6,300
Peyton Manning.....	6,125
Tom Brady.....	6,094
Dan Marino.....	4,967

## FOUR 35-TD SEASONS

Brady, who led the NFL with 36 touchdown passes in 2015, is one of four NFL quarterbacks with at least 35 touchdowns passes in four different seasons.

### MOST 35+ TOUCHDOWNS SEASONS IN NFL HISTORY

Tom Brady.....	4 (2007-50, 2010-36, 2011-39, 2015-36)
Peyton Manning.....	4 (2004-49, 2012-37, 2013-55, 2014-39)
Drew Brees.....	4 (2011-46, 2012-43, 2013-39, 2016-37)
Aaron Rodgers.....	4 (2011-45, 2012-39, 2014-38, 2016-40)
Brett Favre.....	3 (1995-38, 1996-39, 1997-35)

## SEVEN 30-TD SEASONS

Brady has logged seven 30-touchdown seasons. The only other Patriots quarterback to have a 30-touchdown season is Vito "Babe" Parilli in 1964 when he led the AFL with 31. Brady is one of four quarterbacks in NFL history to have 30 or more touchdown passes in at least seven seasons and one of six quarterbacks in NFL history with three or more straight seasons with 30 or more touchdowns.

### MOST SEASONS WITH 30+ TOUCHDOWN PASSES

Player	30-TD Seasons
Drew Brees.....	10
Brett Favre.....	9
Peyton Manning.....	9
Tom Brady.....	7
Aaron Rodgers.....	6
Philip Rivers.....	6
Dan Marino.....	4
Tony Romo.....	4

### CONSECUTIVE 30 TOUCHDOWN SEASONS

Player	Consec. 30-TD Seasons
Drew Brees.....	9 (2008-16)
Brett Favre.....	5 (1994-98)
Peyton Manning.....	5 (2009-10, 12-14)
Tom Brady.....	3 (2010-12)
Dan Marino.....	3 (1984-86)
Aaron Rodgers.....	3 (2014-16)

## ECLIPSING 3K

Brady reached 3,000 passing yards for the 16th time in 2018.

### MOST 3,000-YARD SEASONS

Brett Favre.....	18
Tom Brady.....	16
Drew Brees.....	16
Peyton Manning.....	16
Eli Manning.....	14
Dan Marino.....	13
Ben Roethlisberger.....	13
Philip Rivers.....	13

## 4,000-YARD SEASONS

Brady reached 4,000 yards passing for the 10th time in 2018.

### ALL-TIME 4,000-YARD PASSING SEASONS

Peyton Manning.....	14
Drew Brees.....	12
Tom Brady.....	10
Philip Rivers.....	10
Matt Ryan.....	8

### PATRIOTS TOP PASSING YARD SEASONS

Player	Year	Yards
Tom Brady.....	2011.....	5,235
Tom Brady.....	2012.....	4,827
Tom Brady.....	2007.....	4,806
Tom Brady.....	2015.....	4,770
Tom Brady.....	2017.....	4,577
Drew Bledsoe.....	1994.....	4,555
Tom Brady.....	2009.....	4,398
Tom Brady.....	2018.....	4,355
Tom Brady.....	2013.....	4,343
Tom Brady.....	2005.....	4,110
Tom Brady.....	2014.....	4,109
Drew Bledsoe.....	1996.....	4,086





# TOM BRADY NEWS & NOTES

## A GOOD RATIO

Brady ranks first in touchdown-to-interception ratio among quarterbacks with 400 career touchdown passes. He ranks third in TD-to-INT ratio overall, behind only Aaron Rodgers (4.25) and Russell Wilson (3.22).

### BRADY TOPS 400 CLUB IN TD/INT RATIO (NFL ALL-TIME RANK IN PARENTHESES)

Player	Touchdowns	Interceptions	Ratio
Tom Brady	524 (2)	172 (46t)	3.05 (3)
Peyton Manning	539 (1)	251 (9)	2.15 (8)
Drew Brees	522 (3)	235 (15)	2.22 (4)
Dan Marino	420 (5)	252 (8)	1.67 (25)
Brett Favre	508 (4)	336 (1)	1.51 (33)

## ELITE COMPANY

Brady (271 regular-season starts and 40 playoff starts) and Pro Football Hall of Famer Jerry Rice (284 regular-season starts and 29 playoff starts) are the only NFL players with at least 200 regular-season starts and at least 25 playoff starts.

## MOST STARTS UNDER ONE HC

Brady made his 185th career start at Carolina on Nov. 18, 2013, all under Bill Belichick. It is the most starts by a quarterback under one head coach in NFL history. Brady passed Dan Marino, who had 184 career starts under Don Shula. Brady now has 271 career starts under Belichick.

## FRANCHISE ALL-TIME LEADING PASSER

		ATT	COMP	YDS
Tom Brady	2000-19	9,520	6,094	71,575
Drew Bledsoe	1993-01	4,518	2,544	29,657
Steve Grogan	1975-90	3,593	1,879	26,886

## MOST GAMES & STARTS IN PATRIOTS HISTORY

Brady passed Bruce Armstrong at Dallas (10/11/15) with his 213th game played in a Patriot uniform. Brady (273) also became the second New England Patriot to start in at least 200 games. Armstrong started in 212 games during his career.

Player	Games
Tom Brady.....	273
Bruce Armstrong.....	212
Julius Adams.....	206

## SECOND-MOST STARTS AT QB

Brady passed Peyton Manning in 2018 for the second-most starts among all NFL quarterbacks.

### MOST STARTS BY AN NFL QUARTERBACK

Player	Team(s)	Starts
Brett Favre .....	GB/NYJ/MIN .....	298
Tom Brady.....	New England .....	271
Drew Brees .....	SD/NO .....	265
Peyton Manning.....	IND/DEN .....	265
Dan Marino .....	Miami .....	240
Fran Tarkenton.....	MIN/NYG .....	239
Eli Manning .....	N.Y. Giants.....	232
John Elway.....	Denver.....	231
Ben Roethlisberger .....	Pittsburgh .....	216
Vinny Testaverde.....	TB/CLE/BAL/DAL/CAR.....	214
Philip Rivers .....	LA Chargers.....	212
Warren Moon.....	HOU/MIN/SEA/KC.....	203

## 300 CLUB

Brady played in his 300th game overall vs. Tennessee (11/11/18), joining Brett Favre (326) as the only other quarterback to appear in 300 career games.

### MOST GAMES PLAYED BY AN NFL QUARTERBACK (INCLUDING PLAYOFFS)

Player	Team(s)	Games
Brett Favre .....	GB/NYJ/MIN .....	326
Tom Brady.....	New England .....	313
Peyton Manning.....	IND/DEN .....	293

## PLAYER OF THE WEEK HONORS

Brady has earned an NFL-record 30 Player of the Week honors over the course of his career. He has won at least three POW awards in one season five times (2007, 09, 11, 12 and 17). Brady has also been named Offensive Player of the Month 10 times, also the most in NFL history. Peyton Manning is second with eight.

### CAREER PLAYER OF THE WEEK AWARDS

Player	Years	Team(s)	POW Awards
Tom Brady	2000-18	New England	30
Peyton Manning	1998-2015	IND/DEN	27
Dan Marino	1983-1999	Miami	18
Brett Favre	1991-2010	GB/NYJ/MIN	16
John Elway	1983-1998	Denver	15

## 6 TD PERFORMANCES

Brady has thrown six touchdown passes in a game twice, one of nine NFL players to have done so. Brady threw six touchdowns at Miami (10/21/07) and vs. Tennessee (10/18/09).

### NFL PLAYERS WITH AT LEAST TWO 6+TD GAMES

Player	Team(s)	6+ TD Games
Peyton Manning	IND/DEN	3 (one 7-TD and two 6-TD games)
George Blanda	Houston	two 7-TD games
Y.A. Tittle	N.Y. Giants	2 (one 7-TD and one 6-TD game)
Drew Brees	New Orleans	2 (one 7-TD and one 6-TD game)
Tom Brady	New England	2
Charley Johnson	St. Louis Cardinals	2
Ben Roethlisberger	Pittsburgh	2
Aaron Rodgers	Green Bay	2
Patrick Mahomes	Kansas City	2

## MOST 5-TD PERFORMANCES

### MOST CAREER GAMES WITH FIVE TOUCHDOWN PASSES

Player	Team(s)	5-TD Games
Drew Brees .....	SD/NO .....	10
Peyton Manning.....	IND/DEN .....	9
Tom Brady .....	New England.....	6
Dan Marino .....	Miami.....	6
Ben Roethlisberger....	Pittsburgh.....	6



# TOM BRADY NEWS & NOTES

## 29 CAREER 4-TD GAMES

Brady has thrown four or more touchdowns 29 times - 23 four-touchdown games, four five-touchdown games and two six-touchdown games. The Patriots are 28-1 when Brady throws four or more touchdown passes.

### MOST GAMES WITH 4+ TOUCHDOWN PASSES

Player	Team(s)	4+ TD Games
Peyton Manning	IND/DEN	35
Drew Brees	SD/NO	34
<b>Tom Brady</b>	<b>New England</b>	<b>29</b>
Brett Favre	GB/NYJ/MIN	23

## MOST GAMES WITH 4+ TDS AND NO INTERCEPTIONS

Player	Team(s)	Games
<b>Tom Brady</b>	<b>New England</b>	<b>23</b>
Drew Brees	SD/NO	23
Peyton Manning	IND/DEN	18

## 300 YARDS, 4 TDS & 0 INTS

Brady had his 15th NFL game with 300 yards, four touchdowns and no interceptions vs. Houston (09/24/17), second in NFL history to the 20 such games by Drew Brees.

## 3 TD & 0 INTS

Brady has 58 games with at least three touchdowns and no interceptions. The Patriots are 55-3 (.948) in such games.

### MOST GAMES WITH THREE TDS & ZERO INTS IN NFL HISTORY

Player	Team(s)	Games with 3+ TD/0 INT
<b>Tom Brady</b>	<b>New England</b>	<b>58</b>
Peyton Manning	IND/DEN	51
Drew Brees	SD/NO	48

## AIRING IT OUT

### BEST NFL RECORDS FOR A QB WITH 50 OR MORE PASS ATTEMPTS (INCLUDING PLAYOFFS)

Player	Team(s)	Record
<b>Tom Brady</b>	<b>New England</b>	<b>19-9 (6-2 in postseason)</b>
Dan Marino	Miami	5-11
Drew Brees	SD/NO	4-15
Peyton Manning	IND/DEN	4-13

## SECOND FOR ATTEMPTS BETWEEN INTS

Brady attempted 358 consecutive regular-season passes without an interception, a streak spanning from Oct. 17, 2010-Sept. 11, 2011. Brady eclipsed Bernie Kosar's record, on Dec. 26, 2010, at Buffalo. The record was broken by Aaron Rodgers in 2018.

### MOST CONSECUTIVE PASS ATTEMPTS WITHOUT AN INTERCEPTION

Player	Team	Season(s)	Att
Aaron Rodgers	Green Bay	2018	402
<b>Tom Brady</b>	<b>New England</b>	<b>2010-11</b>	<b>358</b>
Alex Smith	Kansas City	2015	312
Bernie Kosar	Cleveland	1990-91	308
Drew Brees	New Orleans	2015-16	305

## TOWERING TD PASSES

Brady has thrown 44 touchdown passes of 50-plus yards, tied for fourth-most in NFL history.

### MOST TD PASSES OF 50-PLUS YARDS

Player	Team(s)	50+ Yard TD Passes
Johnny Unitas	Baltimore	51
John Hadl	SD/LAR/GB/HOU	46
Peyton Manning	IND/DEN	46
<b>Tom Brady</b>	<b>New England</b>	<b>44</b>
Fran Tarkenton	MIN/NYG	44
Drew Brees	SD/NO	43
Brett Favre	GB/NYJ/MIN	43

## 72 DIFFERENT TARGETS

In a 2018 win over Indianapolis (10/4/18), Brady moved past Vinny Testaverde for the most TD targets by a quarterback in NFL history with 72 different targets.

### MOST TOUCHDOWN TARGETS BY AN NFL QUARTERBACK

Quarterback	Team(s)	TD Targets
<b>Tom Brady</b>	<b>New England</b>	<b>72</b>
Vinny Testaverde	TB/CLE/BAL/DAL/CAR	70
Steve DeBerg	SF/DEN/TB/KC/ATL	62
Brett Favre	GB/NYJ/MIN	61

## 40 YEAR-OLD QBS IN REGULAR SEASON

Brady is one of 14 quarterbacks since the 1970 merger to start an NFL game past the age of 40. The oldest player to attempt a pass in a game was George Blanda at age 48 as a member of the Oakland Raiders in the final game of his career on Dec. 21, 1975. Blanda finished with one completion on three attempts for 11 yards. Brady is the fourth Patriots player to play at 40 or older, joining Doug Flutie (43 in 2005), Vinny Testaverde (43 in 2006) and Junior Seau (40 in 2009).

### 40 YEAR OLDS TO START AT QB SINCE 1970

Player/Team	Age at Last Start	Date of Last Start
Steve DeBerg/ATL	44 years, 9 mos.	10/25/1998 at NYJ
Warren Moon/KC	44 years, 0 mos.	11/26/2000 at SD
Vinny Testaverde/CAR	44 years, 0 mos.	12/9/2007 at JAX
Doug Flutie/SD	42 years, 2 mos.	01/02/2005 vs. KC
<b>Tom Brady/NE</b>	<b>42 years, 1 mos.</b>	<b>09/29/2019 at BUF</b>
Earl Morrall/MIA	41 years, 6 mos.	12/01/1975 vs. NE
Brett Favre/MIN	41 years, 2 mos.	12/20/2010 vs. CHI
Drew Brees/NO	40 years, 7 mos.	09/15/2019 at LAR
Len Dawson/KC	40 years, 5 mos.	12/07/1975 vs. SD
Vince Evans/OAK	40 years, 5 mos.	12/03/1995 vs. KC
Johnny Unitas/SD	40 years, 5 mos.	10/07/1973 at PIT
Matt Hasselbeck/IND	40 years, 3 mos.	12/27/2015 at MIA
Sonny Jurgensen/WAS	40 years, 3 mos.	12/15/1974 vs. CHI
Brad Johnson/DAL	40 years, 1 mos.	11/02/2008 at NYG

### STARTING QUARTERBACKS AT AGE 40-OR-OLDER NFL HISTORY

Player	W-L	TD-INT	Rating
<b>Tom Brady</b>	<b>28-8</b>	<b>68-20</b>	<b>97.5</b>
Brett Favre	13-12	36-25	90.2
Warren Moon	11-14	37-25	80.4
Vinny Testaverde	8-17	24-32	72.3
Matt Hasselbeck	5-3	9-5	84.0
Doug Flutie	3-3	10-4	80.4
Sonny Jurgensen	3-1	11-5	94.5
Charlie Conerly	2-1	7-6	61.8
Earl Morrall	2-0	6-6	74.2
Len Dawson	1-4	5-4	90.0
Vince Evans	1-2	6-8	71.5
Brad Johnson	1-2	2-5	50.5
Johnny Unitas	1-3	3-7	40.0
Steve DeBerg	0-1	3-1	80.4
Drew Brees	1-1	2-2	94.8

Brady led the Patriots to their ninth win of the season in the victory over Miami on Nov. 26, 2017, the most ever by a 40-year-old quarterback in the Super Bowl era. Brady has the most TDs in a season by a 40-year-old QB with 32 in 2017 and 29 in 2018. Brady also led the NFL with 4,577 yards passing in 2017 to become the oldest quarterback to lead the NFL in passing.

### MOST PASSING YARDS BY A PLAYER AT AGE 40

Player	Year	Yards
<b>Tom Brady</b>	<b>2017</b>	<b>4,577</b>
<b>Tom Brady</b>	<b>2018</b>	<b>4,355</b>
Warren Moon	1997	3,678
Vinny Testaverde	2004	3,532
Brett Favre	2009	3,365

## STATS BY AGE

In 20's: 96 GP, 70-24, 61.9 comp %, 21,564 yards, 147 TDs, 78 INT, 1.88 TD/INT ratio

In 30's: 141 GP, 113-28, 64.9 comp %, 40,018 yards, 309 TDs, 74 INT, 4.18 TD/INT ratio

In 40's: 36 GP, 28-8, 65.6 comp %, 9,993 yards, 68 TDs, 20 INT, 3.40 TD/INT ratio



# TOM BRADY NEWS & NOTES

## MISTAKE-FREE FOOTBALL

Brady set an NFL record from 2010-11 with 11 consecutive starts without throwing an interception. He went 358 consecutive pass attempts without throwing a pick.

### BRADY'S MOST CONSECUTIVE STARTS WITHOUT AN INT.

Player	Consec. Starts Without an INT	Dates
Tom Brady	11	10/24/10-01/02/11
Tom Brady	6	12/18/16-10/05/17

### BRADY'S CONSECUTIVE PASSES WITHOUT AN INTERCEPTION

Player	Consec. Passes Without an INT	Dates
Tom Brady	358	10/17/10-09/12/11
Tom Brady	264	12/12/16-10/05/17
Tom Brady	201	10/14/12-12/02/12
Tom Brady	196	12/21/14-10/18/15
Tom Brady	190	09/16/12-10/14/12

## ANOTHER MILESTONE FOR BRADY

Brady reached 1,000 yards rushing in his 265th game vs. Minnesota on Dec. 2, 2018, the most games in NFL history that it has taken a player to reach the milestone. Before Brady, Y.A. Tittle held the record with 1,000 yards rushing in his 161st NFL game. Tittle finished his NFL career with 999 yards rushing.

### PATRIOTS QB LEADING RUSHERS

Steve Grogan	2,176
<b>Tom Brady</b>	<b>1,000</b>
Babe Parilli	949

## THE BRADY SIX

Brady was the seventh quarterback selected in the 2000 NFL Draft.

### QUARTERBACKS TAKEN IN THE 2000 NFL DRAFT

Rd	Pick	Player	Taken By
1	18	Chad Pennington	N.Y. Jets
3	65	Giovanni Carmazzi	San Francisco
3	75	Chris Redman	Baltimore
5	163	Tee Martin	Pittsburgh
6	168	Marc Bulger	New Orleans
6	183	Spergon Wynn	Cleveland
<b>6</b>	<b>199</b>	<b>Tom Brady</b>	<b>New England</b>

## BRADY SINGLE-SEASON NOTES

### BRADY HAD LOW INT PCT.

Brady threw two interceptions in 432 pass attempts in 2016 for an interception rate of 0.46, fifth-best in a single season. QB Brian Hoyer set the NFL record in 2016 with Chicago by attempting 200 passes without an interception.

### NFL INTERCEPTION PERCENTAGE (MINIMUM 150 ATTEMPTS)

Player	Team	Year	ATT-INT	Int. Pct.
Brian Hoyer	Chicago	2016	200-0	0.00
Aaron Rodgers	Green Bay	2018	597-2	0.30
Damon Huard	Kansas City	2006	244-1	0.41
Josh McCown	Chicago	2013	224-1	0.45
<b>Tom Brady</b>	<b>New England</b>	<b>2016</b>	<b>432-2</b>	<b>0.46</b>
David Garrard	Jacksonville	2005	168-1	0.60
Nick Foles	Philadelphia	2013	317-2	0.63
Joe Ferguson	Buffalo	1976	151-1	0.66
Sam Bradford	Minnesota	2016	519-4	0.77
<b>Tom Brady</b>	<b>New England</b>	<b>2010</b>	<b>492-4</b>	<b>0.81</b>
Dak Prescott	Dallas	2016	459-4	0.87
Steve DeBerg	Kansas City	1990	444-4	0.90
Sam Bradford	Minnesota	2016	552-5	0.90

## 50 TD PASSES

Brady threw a then NFL-record 50 touchdown passes in 2007.

### QUARTERBACKS WITH 45 OR MORE TOUCHDOWN PASSES IN A SEASON

Player	Team	Year	TD Passes
Peyton Manning	Denver	2013	55
Patrick Mahomes	Kansas City	2018	50
<b>Tom Brady</b>	<b>New England</b>	<b>2007</b>	<b>50</b>
Peyton Manning	Indianapolis	2004	49
Dan Marino	Miami	1984	48
Drew Brees	New Orleans	2011	46
Aaron Rodgers	Green Bay	2011	45

## SINGLE SEASON PASSING LEADERS

Brady owns 10 of the 12 4,000-yard passing seasons in Patriots history.

### PATRIOTS TOP PASSING YARDS/SEASON

Player	Year	Yards
Tom Brady	2011	5,235
Tom Brady	2012	4,827
Tom Brady	2007	4,806
Tom Brady	2015	4,770
Tom Brady	2017	4,577
Drew Bledsoe	1994	4,555
Tom Brady	2009	4,398
Tom Brady	2018	4,355
Tom Brady	2013	4,343
Tom Brady	2005	4,110
Tom Brady	2014	4,109
Drew Bledsoe	1996	4,086

## PASSING-YARD PACE

Brady owns one of the 11 5,000-yard passing seasons in NFL history.

### MOST PASSING YARDS IN A SEASON

Player	Team	Year	Yards
Peyton Manning	Denver	2013	5,477
Drew Brees	New Orleans	2011	5,476
<b>Tom Brady</b>	<b>New England</b>	<b>2011</b>	<b>5,235</b>
Drew Brees	New Orleans	2016	5,208
Drew Brees	New Orleans	2012	5,177
Drew Brees	New Orleans	2013	5,162
Ben Roethlisberger	Pittsburgh	2018	5,129
Patrick Mahomes	Kansas City	2018	5,097
Dan Marino	Miami	1984	5,084
Drew Brees	New Orleans	2008	5,069
Matthew Stafford	Detroit	2011	5,038

## CAREER HIGH COMPLETIONS

Brady threw for a career-high 402 completions in 2015. His previous best was 401 completions in 2011 and 2012. Brady (3) joined Drew Brees (9), Matt Ryan (5) and Peyton Manning (3) for the most seasons with 400 completions.

## BEST TD/INT RATIO IN NFL HISTORY

Brady threw 28 touchdown passes and just two interceptions in 2016 for an NFL-best single-season TD/INT ratio of 14.0.

### BEST SINGLE-SEASON TD/INT RATIO IN NFL HISTORY (MINIMUM OF 20 TD PASSES)

Player	Team	Year	TD/INT	Ratio
<b>Tom Brady</b>	<b>New England</b>	<b>2016</b>	<b>28/2</b>	<b>14.00</b>
Nick Foles	Philadelphia	2013	27/2	13.50
Aaron Rodgers	Green Bay	2018	25/2	12.50
<b>Tom Brady</b>	<b>New England</b>	<b>2010</b>	<b>36/4</b>	<b>9.00</b>
Aaron Rodgers	Green Bay	2014	38/5	7.60
Aaron Rodgers	Green Bay	2011	45/6	7.50
<b>Tom Brady</b>	<b>New England</b>	<b>2007</b>	<b>50/8</b>	<b>6.25</b>



# TOM BRADY NEWS & NOTES

## BRADY SINGLE GAME NOTES

### 300 IN A HALF

Brady had his fifth 300-yard half and his second 300-yard first half after throwing for 302 yards in the first half at New Orleans (09/17/17).

Yards	Game	Half
367	vs. San Francisco (12-16-12)	2nd half
345	vs. Tennessee (10-18-09)	1st half
323	vs. Cleveland (12-08-13)	2nd half
306	at Miami (9-12-11)	2nd half
302	at New Orleans (9-17-17)	1st half

### SINGLE-GAME RECORDS

Tom Brady owns the top-five single-game passing yardage performances in New England Patriots history.

### MOST PASSING YARDS IN A GAME IN PATRIOTS HISTORY

Player	Date	Opp	Att	Cmp	Yds	TD	Int
Tom Brady	09/12/11	MIA	48	32	517	4	1
Tom Brady	09/20/15	BUF	59	38	466	3	0
Tom Brady	09/17/17	NO	39	30	447	3	0
Tom Brady	12/16/12	SF	65	36	443	1	2
Tom Brady	11/03/13	PIT	33	23	432	4	0
Drew Bledsoe	11/13/94	MIN	70	45	426	3	0
Drew Bledsoe	11/23/98	MIA	54	28	423	2	2
Tom Brady	09/18/11	SD	40	31	423	3	0

### SPREADING THE WEALTH

Brady has completed passes to 10 different receivers 10 times in his career, most recently in a win at Buffalo (10/12/14).

### BRADY HANGS 50

Brady and the Patriots knocked off Jacksonville, 51-17, on Sept. 27, 2015, the eighth time New England has scored at least 50 points in a game started by Brady and the most by a quarterback in NFL history. Pro Football Hall of Famer Len Dawson (6) is second. Brady's eight 50-point games are more than 20 current teams have in their entire franchise history.

Date	Opponent	Score
10/28/07	vs. Washington	52-7
11/18/07	at Buffalo	56-10
10/18/09	vs. Tennessee	59-0
09/30/12	at Buffalo	52-28
11/18/12	vs. Indianapolis	59-24
11/03/13	vs. Pittsburgh	55-31
10/26/14	vs. Chicago	51-23
09/27/15	vs. Jacksonville	51-17

### BRADY THE PASS CATCHER

Brady caught a 6-yard pass from WR Julian Edelman vs. Tennessee (11/11/18), joining WR Jerry Rice as the only player 41 years and older in NFL history with a reception.

## 50-YARD DOUBLE DOWN

Brady has thrown at least two 50-yard passes in the same game 12 times in his career. His career best came in 2009 with three 50-yard strikes in one game.

### BRADY'S GAMES WITH AT LEAST TWO 50-YARD PASSES

#### 10/9/05 @ ATLANTA

55t (3Q) Bethel Johnson  
51 (1Q) Deion Branch

#### 1/14/06 @ DENVER AFC DIVISIONAL PLAYOFF ROUND

73 (4Q) Deion Branch  
51 (2Q) Andre' Davis

#### 12/31/06 @ TENNESSEE

62t (3Q) Reche Caldwell  
52 (1Q) Corey Dillon

#### 12/9/07 VS. PITTSBURGH

63t (2Q) Randy Moss  
56t (3Q) Jabar Gaffney >Flea-flicker  
w/R. Moss

#### 11/15/09 @ INDIANAPOLIS

63t (2Q) Randy Moss  
55 (1Q) Randy Moss

#### 12/06/09 @ MIAMI

58t (1Q) Randy Moss  
58 (2Q) Wes Welker  
81t (3Q) Sam Aiken

#### 11/22/12 @ NY JETS

83t (2Q) Shane Vereen  
56t (2Q) Julian Edelman

#### 11/03/13 VS. PITTSBURGH

57 (2Q) Danny Amendola  
81t (4Q) Aaron Dobson

#### 11/15/15 @ NEW YORK GIANTS

76t (4Q) Rob Gronkowski  
54 (4Q) Brandon LaFell

#### 10/30/16 @ BUFFALO

53t (1Q) Chris Hogan  
53t (2Q) Rob Gronkowski

#### 12/04/16 VS. BALTIMORE

61 (2Q) James White  
79t (4Q) Chris Hogan

#### 11/19/17 @ OAKLAND

52 (2Q) Brandin Cooks  
64t (3Q) Brandin Cooks







# TOM BRADY PLAYOFF NOTES

## TOPS IN POSTSEASON STATS LISTS

Tom Brady owns many NFL postseason records, including touchdowns passes (73), passing yards (11,179), completions (1,005), wins (30) and 300-yard games (16).

### NFL ALL-TIME LEADERS: POSTSEASON TOUCHDOWN PASSES

Player	Team(s)	TDs
Tom Brady	New England	73
Joe Montana	SF/KC	45
Brett Favre	GB/MIN	44
Peyton Manning	IND/DEN	40
Aaron Rodgers	Green Bay	36
Drew Brees	SD/NO	33
Dan Marino	Miami	32

### NFL ALL-TIME LEADERS: POSTSEASON TD PASSES, SINGLE GAME

Player	Team	Game	TDs
Tom Brady	NE	AFC-D: NE vs. DEN (01/14/12)	6
Daryle Lamonica	OAK	AFC-D: OAK vs. HOU (12/21/69)	6
Steve Young	SF	SB: SF vs. SD (01/30/95)	6

### NFL ALL-TIME LEADERS: POSTSEASON COMP. PCT., SINGLE GAME

Player	Team	Game	Comp PCT.
Tom Brady	NE	AFC-D: NE vs. JAX (01/12/08)	92.9 (26-28)
Phil Simms	NYG	SB: NYG vs. DEN, (01/26/87)	88.0 (22-25)
Kurt Warner	ARZ	NFC-WC: ARI vs. (02/01/09)	87.9 (29-33)

### NFL ALL-TIME LEADERS: POSTSEASON PASSING YARDS

Player	Team(s)	YDs
Tom Brady	New England	11,179
Peyton Manning	IND/DEN	7,339
Brett Favre	GB/MIN	5,855
Joe Montana	SF/KC	5,772
Ben Roethlisberger	Pittsburgh	5,256

### NFL ALL-TIME LEADERS: POSTSEASON COMPLETIONS

Player	Team(s)	Completions
Tom Brady	New England	1,005
Peyton Manning	IND/DEN	649
Brett Favre	GB/MIN	481
Joe Montana	SF/KC	460

### MOST 300-YARD PASSING GAMES, POSTSEASON HISTORY

Player	Team(s)	300-Yd Games
Tom Brady	New England	16
Peyton Manning	IND/DEN	9
Drew Brees	SD/NO	8
Aaron Rodgers	Green Bay	6
Joe Montana	SF/KC	6
Kurt Warner	STL/ARZ	6
Dan Fouts	San Diego	5
Ben Roethlisberger	Pittsburgh	5

### NFL ALL-TIME LEADERS: POSTSEASON TD PASSES, CONSECUTIVE GAMES

Player	Team(s)	Games
Brett Favre	GB/MIN	20 (1995-2009)
Tom Brady	New England	18 (2001-11)
Drew Brees	SD/NO	15 (2005-present)

### QBS WITH MORE THAN THREE SUPER BOWL VICTORIES

Player	Team	Wins
Tom Brady	New England	6
Terry Bradshaw	Pittsburgh	4
Joe Montana	San Francisco	4

### PLAYERS WITH MULTIPLE SUPER BOWL MVP AWARDS

Player	Team	MVPs
Tom Brady	New England	4
Joe Montana	San Francisco	3
Terry Bradshaw	Pittsburgh	2
Bart Starr	Green Bay	2
Eli Manning	N.Y. Giants	2

## BRADY HAS MOST PLAYOFF WINS

Tom Brady is the winningest quarterback in NFL playoff history among signal callers who have made at least 10 starts. For perspective, Pittsburgh (36), Dallas (35), Green Bay (34) and San Francisco (31), are the only other NFL teams that have more playoff wins than Brady in their franchises' histories.

### MOST PLAYOFF WINS BY STARTING QB IN NFL HISTORY

Player	Team(s)	Playoff Wins
Tom Brady	New England	30
Joe Montana	SF/KC	16
Terry Bradshaw	Pittsburgh	14
John Elway	Denver	14
Peyton Manning	IND/DEN	14

### HIGHEST PLAYOFF WIN PCT. BY STARTING QB IN NFL HISTORY (MINIMUM 10 STARTS)

Player	Team(s)	W	L	PCT.
Bart Starr	Green Bay	9	1	.900
Jim Plunkett	OAK/L.A. Raiders	8	2	.800
Tom Brady	New England	30	10	.750
Terry Bradshaw	Pittsburgh	14	5	.737
Troy Aikman	Dallas	11	4	.733
Joe Montana	SF/KC	16	7	.696
Kurt Warner	STL/ARZ	9	4	.692

### MOST PLAYOFF STARTS BY A QUARTERBACK IN NFL HISTORY

Player	Team(s)	Starts
Tom Brady	New England	40
Peyton Manning	IND/DEN	27
Brett Favre	GB/MIN	24
Joe Montana	SF/KC	23
John Elway	Denver	21
Ben Roethlisberger	Pittsburgh	21

## BRADY IN THE SUPER BOWL

Brady is the all-time leader in Super Bowl passing yards (2,576), completions (256), pass attempts (392) and touchdowns (18). Brady's start in Super Bowl LIII was his NFL-record ninth Super Bowl start, the most among all NFL players.

### SUPER BOWL PASSING YARDS

Player	ATT	CMP	Yards
Tom Brady	392	256	2,838
Kurt Warner	132	83	1,156
Joe Montana	122	83	1,142
John Elway	152	76	1,128
Peyton Manning	155	103	1,001
Terry Bradshaw	84	49	932

### SUPER BOWL PASSING TOUCHDOWNS

Player	Appearances	TDs
Tom Brady	9	18
Joe Montana	4	11
Terry Bradshaw	4	9
Roger Staubach	4	8
Kurt Warner	3	6
Steve Young	2	6

### SUPER BOWL STARTS BY A QUARTERBACK

Starting QB	Team(s)	Starts	Appearances
Tom Brady	NE	9	XXXVI, XXXVIII, XXXIX, XLII, XLVI, XLIX, LI, LII, LIII
John Elway	DEN	5	XXI, XXII, XXIV, XXXII, XXXIII
Terry Bradshaw	PIT	4	IX, X, XIII, XIV
Jim Kelly	BUF	4	XXV, XXVI, XXVII, XXVIII
Peyton Manning	IND/DEN	4	XLI, XLIV, XLVIII, 50
Joe Montana	SF	4	XVI, XIX, XXIII, XXIV
Roger Staubach	DAL	4	VI, X, XII, XIII

## BRADY SETS MARK FOR MOST SB WINS BY A PLAYER

Brady has now won six Super Bowls, breaking a tie with Hall of Fame DL Charles Haley (5) as the only NFL player to play on six Super Bowl winning teams. Haley won two with San Francisco and three with Dallas. Bart Starr is the only other NFL quarterback with five NFL championships (three NFL Championships and two Super Bowls).



# TOM BRADY PLAYOFF NOTES

## CONFERENCE KING

The 2018 AFC Championship was Tom Brady's ninth conference title, the most conference titles for a quarterback in NFL history during the Super Bowl Era (since 1966). In Super Bowl LIII, Brady started in his ninth Super Bowl, while no other team has ever played in more than eight.

### MOST CONFERENCE CHAMPIONSHIPS BY A STARTING QUARTERBACK IN SUPER BOWL ERA

STARTING QB	TEAM(S)	#	SEASONS	SUPER BOWL APPEARANCES
Tom Brady	New England	9	2001, 03-04, 07, 11, 14, 16-18	XXXVI, XXXVIII, XXXIX, XLII, XLVI, XLIX, LI, LII, LIII
John Elway	Denver	5	1986, 87, 89, 97-98	XXI, XXII, XXIV, XXXII, XXXIII
Terry Bradshaw	Pittsburgh	4	1974-75, 78-79	IX, X, XIII, XIV
Jim Kelly	Buffalo	4	1990-93	XXV, XXVI, XXVII, XXVIII
Joe Montana	San Francisco	4	1981, 84, 88-89	XVI, XIX, XXIII, XXIV
Roger Staubach	Dallas	4	1971, 75, 77-78	VI, X, XII, XIII
Peyton Manning	IND/DEN	4	2006, 09, 13, 15	XLI, XLIV, XLVIII, 50
Troy Aikman	Dallas	3	1992-93, 95	XXXVII, XXXVIII, XXX
Bob Griese	Miami	3	1971-73	VI, VII, VIII
Ben Roethlisberger	Pittsburgh	3	2005, 08, 10	XL, XLIII, XLV
Fran Tarkenton	Minnesota	3	1973-74, 76	VII, IX, XI
Kurt Warner	STL/ARZ	3	1999, 2001, 08	XXXIV, XXXVI, XLIII

### SUPER COMBINATION

New England head coach Bill Belichick and quarterback Tom Brady won their ninth conference championship together in 2018. Three other coach/quarterback duos have qualified for four Super Bowls - Dallas' Tom Landry and Roger Staubach; Buffalo's Marv Levy and Jim Kelly; and Pittsburgh's Chuck Noll and Terry Bradshaw.

### MOST CONFERENCE CHAMPIONSHIPS BY A HEAD COACH-QUARTERBACK TANDEM

Quarterback	Head Coach	Team	Conf. Titles	SB Wins
Tom Brady	Bill Belichick	New England	9	6
Terry Bradshaw	Chuck Noll	Pittsburgh	4	4
Roger Staubach	Tom Landry	Dallas	4	2
Jim Kelly	Marv Levy	Buffalo	4	0

### DIVISION TITLES

Tom Brady added to his NFL record with his 16th division championship in 2018. Peyton Manning has the second-most with 12 division titles.

Quarterback	Division Titles
Tom Brady	16
Peyton Manning	12
Joe Montana	9
Brett Favre	8
Terry Bradshaw	7
John Elway	7

### MOST CONSECUTIVE DIVISION TITLES

Tom Brady extended an NFL record by leading the Patriots to their 10th straight division title in 2018.

### MOST CONSECUTIVE DIVISION TITLES

Player	Team	Consec. Division Titles
Tom Brady	New England	10 (2009-18)
Terry Bradshaw	Pittsburgh	6 (1974-79)
Fran Tarkenton	Minnesota	6 (1973-78)

### CONSECUTIVE COMPLETIONS IN SB HISTORY

In Super Bowl XLVI, Brady completed a record 16 straight passes to set a new Super Bowl record. The previous record was held by Joe Montana, who had 13 straight completions in Super Bowl XXIV.

### RECORD 13TH CONFERENCE CHAMPIONSHIP APPEARANCE

Tom Brady extended his NFL-record to 13 conference championship game appearances in 2018. Gene Upshaw and George Blanda are second after playing in 10 conference championship games. Since 1970, there are only four other quarterbacks who have started at least six conference championship games: Joe Montana (7), John Elway (6), Roger Staubach (6) and Terry Bradshaw (6).

### POSTSEASON GAMES RECORD

Tom Brady has competed in 40 postseason games, most in NFL history. Brady has won 30 of those playoff games. He has more postseason wins than the next NFL quarterback has postseason appearances.

### MOST POSTSEASON GAMES IN NFL HISTORY

Player	Team(s)	Postseason Games
Tom Brady	New England	40
Adam Vinatieri	NE/IND	32
Jerry Rice	SF/OAK/SEA	29
Stephen Gostkowski	New England	28
D.D. Lewis	Dallas	27
Peyton Manning	IND/DEN	27

### GOOD THINGS COME IN THREES

Tom Brady has 11 career playoff games with three or more touchdowns, the most in the Super Bowl era. New England is 10-1 in those games.


### MOST 3-TOUCHDOWN PASS PLAYOFF GAMES

Tom Brady	11
Joe Montana	9
Aaron Rodgers	7
Peyton Manning	6
Brett Favre	6



# PATRIOTS OFFENSIVE NOTES

## WR JULIAN EDELMAN



### WHAT TO WATCH FOR IN 2019

- WR Julian Edelman enters 2019 second in NFL history with 115 postseason receptions, behind only Jerry Rice (151).
- Edelman is one of 15 NFL players with at least 1,000 career postseason receiving yards and his 1,412 postseason receiving yards are second all-time, behind the 2,245 postseason receiving yards by Jerry Rice.
- Edelman enters the 2019 season with six postseason 100-yard receiving games, the most in New England history and tied with Michael Irvin for second all-time, behind the eight 100-yard games by Jerry Rice.
- Edelman enters the 2019 season tied for first with Troy Brown with eight punt returns in Super Bowl history.
- Edelman enters the 2019 season third all-time with 69 punt return yards in Super Bowl history, trailing only the 95 yards by John Taylor and 90 yards by Desmond Howard.
- Edelman enters the 2019 season with 1,986 punt return yards, third in team history to the 2,625 by Troy Brown and 2,055 by Irving Fryar. Edelman needs 14 punt return yards to become the third Patriots player with 2,000 punt return yards.

### 2019 ACCOMPLISHMENTS

- Edelman (520) became the fifth Patriots player to reach 500 career receptions with his 9-yard reception from QB Tom Brady in the season-opening win over Pittsburgh on Sept. 8. He entered the game with 499 career receptions and finished with six catches.
- Edelman (5,616) moved past Ben Coates (5,471) into sixth place on the Patriots all-time receiving chart vs. Pittsburgh (9/8) and now has 5,616 receiving yards. He needs 1110 yards to move into the top five in Patriots history.
- Edelman has moved past Irving Fryar for fifth all-time on the New England all-purpose yards list.

### MOST ALL-PURPOSE YARDS IN PATRIOTS HISTORY

Player	All-Purpose Yards
Kevin Faulk .....	12,339
Stanley Morgan .....	11,468
Troy Brown .....	11,106
Wes Welker .....	9,070
<b>Julian Edelman .....</b>	<b>8,604</b>
Irving Fryar .....	8,464

### VERY RECEPTIVE

Julian Edelman has averaged 6.4 receptions per game since 2013, fifth-highest average in the NFL over that span.

Player	Team(s)	Receptions Per Game
Antonio Brown .....	Pittsburgh/New England .....	7.5
Julio Jones .....	Atlanta .....	6.9
Michael Thomas .....	New Orleans .....	6.8
Odell Beckham Jr. ....	N.Y. Giants/Cleveland .....	6.6
<b>Julian Edelman .....</b>	<b>New England .....</b>	<b>6.4</b>
Keenan Allen .....	L.A. Chargers .....	6.0
Jarvis Landry .....	Miami/Cleveland .....	6.0

### CHIPPING IN WITH VERSATILITY

Edelman had 37 yards passing, 28 yards rushing and 71 yards receiving in a victory over Green Bay on Nov. 4, 2018. He was also a triple threat on offense vs. Pittsburgh (9/8/19) with 32 yards passing, 8 yards rushing and 83 yards receiving. The last Patriot to accomplish the feat was David Patten at Indianapolis on Oct. 21, 2001, with 60 yards passing, 29 yards rushing and 117 yards receiving.

### RECORD RETURNER

Edelman set a franchise record with his fourth career punt return for a touchdown when he returned a punt 84 yards for a touchdown vs. Denver on Nov. 2, 2014. He also set a franchise record with a 94-yard punt return for a touchdown vs. Miami (01/02/11). The previous longest punt return was an 89-yard touchdown return by Mike Haynes vs. Buffalo (11/07/76). Edelman also returned punts for touchdowns vs. Kansas City (11/21/11 - 72 yards) and vs. Indianapolis (11/18/12 - 68 yards).

### MOST PUNT RETURN TOUCHDOWNS/PATRIOTS CAREER

Player	Punt Return TDs
<b>Julian Edelman .....</b>	<b>4</b>
Troy Brown .....	3
Irving Fryar .....	3
Mike Haynes .....	2

### MOST PUNT RETURN TOUCHDOWNS IN THE NFL SINCE 2010

Player	Team(s)	Punt Return TDs
Devin Hester .....	CHI/ATL/BAL .....	7
Marcus Sherels .....	Minnesota .....	5
Darren Sproles .....	SD/NO/PHI .....	5
<b>Julian Edelman .....</b>	<b>New England .....</b>	<b>4</b>
Travis Benjamin .....	CLE/SD/LAC .....	4
Antonio Brown .....	Pittsburgh/New England .....	4
Patrick Peterson .....	Arizona .....	4
Tyreek Hill .....	Kansas City .....	4
Dwayne Harris .....	DAL/NYG/OAK .....	4

### NOT YOUR AVERAGE RETURNER

Edelman has returned 177 punts for 1,986 yards during his career and is third in team history and tied for 17th in NFL history with an 11.2-yard average.

### HIGHEST PUNT RETURN AVERAGE, PATRIOTS CAREER (MINIMUM 20 RETURNS)

Player	Years	Returns	Yards	Average
Mack Herron	1973-75	74	888	12.0
Carl Garrett	1969-72	43	487	11.3
<b>Julian Edelman</b>	<b>2009-present</b>	<b>177</b>	<b>1,986</b>	<b>11.2</b>
Wes Welker	2007-12	114	1,185	10.4

### EDELMAN'S BIG RETURNS

Edelman owns 13 career punt returns of 30 yards or more.

### MOST 30-YARD PUNT RETURNS IN PATRIOTS HISTORY

Troy Brown .....	14
<b>Julian Edelman .....</b>	<b>13</b>
Irving Fryar .....	13
Mike Haynes .....	13

### BEST PUNT RETURN AVERAGE IN A SEASON

Edelman has the two best punt return averages in a single season in New England history. In 2010, Edelman led the AFC and finished second in the NFL with a 15.3 punt return average. In 2015, he set a career-high with a 15.5 average.

### PATRIOTS BEST PUNT RETURN AVERAGE/SEASON (MINIMUM 15 RETURNS)

Player	Year	PR Avg.
<b>Julian Edelman .....</b>	<b>2012 .....</b>	<b>15.5</b>
<b>Julian Edelman .....</b>	<b>2010 .....</b>	<b>15.3</b>
Mack Herron .....	1974 .....	14.8
Troy Brown .....	2001 .....	14.2



# PATRIOTS OFFENSIVE NOTES

## RETURNS PILING UP

Edelman is third in team history with 177 punt returns and 1,986 return yards.

### MOST PUNT RETURNS IN PATRIOTS HISTORY

Troy Brown .....	252
Irving Fryar .....	206
<b>Julian Edelman .....</b>	<b>177</b>
David Meggett .....	142
Wes Welker .....	114
Mike Haynes .....	111

### MOST PUNT RETURN YARDS IN PATRIOTS HISTORY

Troy Brown .....	2,625
Irving Fryar .....	2,055
<b>Julian Edelman .....</b>	<b>1,986</b>
David Meggett .....	1,438
Wes Welker .....	1,185

## TWO 1,000-YARD RECEIVING SEASONS

Edelman had his second career 1,000-yard receiving season in 2016 after setting a single-season best with 1,106 yards. He joined Wes Welker (5), Rob Gronkowski (3), Randy Moss (3), Stanley Morgan (3) and Terry Glenn (2) as the only Patriots with at least two 1,000-yard seasons.

### MOST 1,000 YARD SEASON/PATRIOTS HISTORY

Wes Welker .....	5
Rob Gronkowski .....	4
Stanley Morgan .....	3
Randy Moss .....	3
<b>Julian Edelman .....</b>	<b>2</b>
Terry Glenn .....	2

## EDELMAN ECLIPSES 1,000 YARDS

Edelman finished 2016 with 1,106 receiving yards. He became the 10th Patriots player to register a 1,000-yard season in 2013.

### 1,000-YARD RECEIVING SEASONS IN PATRIOTS HISTORY

Player	Season	Yards
Wes Welker .....	2011 .....	1,569
Randy Moss .....	2007 .....	1,493
Stanley Morgan .....	1985 .....	1,491
Wes Welker .....	2012 .....	1,354
Wes Welker .....	2009 .....	1,348
Rob Gronkowski .....	2011 .....	1,327
Randy Moss .....	2009 .....	1,264
Troy Brown .....	2001 .....	1,199
Rob Gronkowski .....	2015 .....	1,176
Wes Welker .....	2007 .....	1,175
Ben Coates .....	1994 .....	1,174
Wes Welker .....	2008 .....	1,165
Terry Glenn .....	1999 .....	1,147
Terry Glenn .....	1996 .....	1,132
Rob Gronkowski .....	2014 .....	1,124
<b>Julian Edelman .....</b>	<b>2016 .....</b>	<b>1,106</b>
Rob Gronkowski .....	2017 .....	1,084
Brandin Cooks .....	2017 .....	1,082
<b>Julian Edelman .....</b>	<b>2013 .....</b>	<b>1,056</b>
Stanley Morgan .....	1981 .....	1,029
Irving Fryar .....	1991 .....	1,014
Harold Jackson .....	1979 .....	1,013
Randy Moss .....	2008 .....	1,008
Stanley Morgan .....	1979 .....	1,002

## EDELMAN IN A RUSH

Edelman has 50 rushing attempts for 373 yards, the most rushing attempts and rushing yards by a Patriots wide receiver in team history.

### MOST RUSHING ATTEMPTS & RUSHING YARDS BY A PATRIOTS WIDE RECEIVER

Player	Rushes	Player	Rushing Yards
<b>Julian Edelman .....</b>	<b>50</b>	<b>Julian Edelman .....</b>	<b>373</b>
Cordarrelle Patterson .....	42	Darryl Stingley .....	244
Irving Fryar .....	35	Cordarrelle Patterson .....	228
Troy Brown .....	29	Irving Fryar .....	188
Darryl Stingley .....	28	Troy Brown .....	178

## ANOTHER TEAM RECORD

Edelman had a 47-yard run vs. Indianapolis (11/18/12). It is the longest run by a Patriots receiver, topping Troy Brown's 35-yard run vs. Tampa Bay on (09/03/00) and Terry Glenn's 35-yarder vs. Kansas City (12/04/00).

## FROM STANDOUT QB TO WR

Edelman began his college football career with a year at the College of San Mateo (Calif.) before transferring to Kent State, where as a senior, he completed 56 percent of his passes (153-of-275 for 1,820 yards) with 13 touchdowns. He was also team's the rusher, gaining 1,551 yards on 215 attempts (an average of 7.5 yards per carry) and scoring 13 touchdowns. His offensive numbers broke Kent State's single-season record for total offense set by Joshua Cribbs in 2003.

Said head coach Bill Belichick on the versatility of Edelman: "He played the quarterback position in college at Kent State and all the positions really that he's played in the NFL – covering kicks, returning kicks, slot receiver, outside receiver, slot defender – he didn't do any of those things in college. I think that really speaks to his versatility and how much he's grown as a player and how many things he's learned how to do that he really didn't have much experience with in college. I'd say that's pretty unusual, especially to be as competent in them as he is."

## FATHERLY ADVICE

If there is one thing Julian Edelman has never lacked, it's athletic ability. A dual-threat quarterback at Kent State and former baseball standout in high school, Edelman once wowed Toronto Blue Jays players with his impressive footwork while fielding ground balls in an appearance at batting practice in 2011.

This natural ability may have been overlooked by NFL scouts, who let him fall to the Patriots in the seventh round of the 2009 NFL

Draft. Edelman remains focused on the lessons his father, Frank Edelman, taught him at a young age. "I'm still constantly trying to learn," Edelman told The Boston Herald. "My dad always put it in my head, when you're green, you're growing, when you're ripe, you're lost. When you're done learning, you're done."





## EDELMAN PLAYOFF NOTES

### SUPER BOWL MVP

Edelman was named Super Bowl MVP after finishing with 10 receptions for 141 yards in Super Bowl LIII vs. L.A. Rams. He became the seventh wide receiver to win Super Bowl MVP honors and the second Patriots wide receiver to win the award. Deion Branch was named MVP for his performance in Super Bowl XXXIX.

### INCHING CLOSER TO THE TOP

Edelman ranks second all-time in NFL postseason history with 115 receptions. He also ranks second all-time in postseason receiving yards and is one of 15 players with at least 1,000 career postseason receiving yards. He is the Patriots all-time playoff leader with 115 receptions and 1,412 receiving yards.

### MOST POSTSEASON RECEPTIONS IN NFL HISTORY

Jerry Rice .....	151
<b>Julian Edelman .....</b>	<b>115</b>
Reggie Wayne .....	93
Hines Ward .....	88
Wes Welker .....	88

### MOST POSTSEASON RECEIVING YARDS IN NFL HISTORY

Jerry Rice .....	2,245
<b>Julian Edelman .....</b>	<b>1,412</b>
Michael Irvin .....	1,315
Cliff Branch .....	1,289
Reggie Wayne .....	1,254

### MOST POSTSEASON RECEPTIONS & RECEIVING YARDS IN PATRIOTS HISTORY

Player	Rec.
<b>Julian Edelman .....</b>	<b>115</b>
Rob Gronkowski .....	81
Wes Welker .....	69
Troy Brown .....	58
Danny Amendola .....	57

Player	Rec. Yds.
<b>Julian Edelman .....</b>	<b>1,412</b>
Rob Gronkowski .....	1,163
Deion Branch .....	852
Danny Amendola .....	709
Troy Brown .....	694

### CAREER PERFORMANCES

WR Julian Edelman now has six 100-yard playoff receiving games, including two in the Super Bowl. He is now tied with Michael Irvin with six 100-yard postseason games, behind only the eight by Jerry Rice.

### MOST 100-YARD RECEIVING GAMES IN PLAYOFF HISTORY

- 8 Jerry Rice – 29 postseason games played
- 6 Julian Edelman – 18 postseason games played**
- 6 Michael Irvin – 16 postseason games played
- 5 John Stallworth – 18 postseason games played
- 5 Andre Reed – 21 postseason games played
- 5 Hines Ward – 18 postseason games played
- 5 Larry Fitzgerald – 9 postseason games played
- 5 Antonio Brown – 10 postseason games played

### MOST 100-YARD RECEIVING GAMES IN PATRIOTS PLAYOFF HISTORY

Player	100-Yd. Games
<b>Julian Edelman .....</b>	<b>6</b>
Rob Gronkowski .....	4
Deion Branch .....	4
Wes Welker .....	3

### MANY PLAYOFF RETURNS

Edelman is the NFL's all-time postseason leader with 443 career punt return yards in the playoffs. He is also first with 39 punt returns. Additionally, Edelman is tied with Troy Brown for most punt returns in Super Bowl history with eight and ranks third with 69 punt return yards.

### MOST PLAYOFF PUNT RETURNS & YARDS IN NFL HISTORY

Player	Punt Returns
<b>Julian Edelman .....</b>	<b>39</b>
Dave Meggett .....	34
Brian Mitchell .....	34
Troy Brown .....	33

Player	Punt Return Yds.
<b>Julian Edelman .....</b>	<b>443</b>
Brian Mitchell .....	339
Troy Brown .....	315

### MOST SUPER BOWL PUNT RETURNS & YARDS IN NFL HISTORY

Player	Punt Returns
<b>Julian Edelman .....</b>	<b>8</b>
Troy Brown .....	8

Player	Punt Return Yds.
John Taylor .....	94
Desmond Howard .....	90
<b>Julian Edelman .....</b>	<b>69</b>

## G TED KARRAS

### SCHOOL'S NOT OUT

Although he already owns a bachelor's degree in communications and a master's degree in recreation, sport and tourism from his time at the University of Illinois, Ted Karras hasn't completely given up his notebook for an NFL playbook. Along with teammate Joe Thuney, Karras is pursuing his MBA from Indiana University thanks to an NFLPA program that provides tuition assistance for players while navigating a busy NFL schedule.

"It just seems to be that everyone keeps wanting to pay for my school, so I'm not going to turn it down," Karras told the Boston Globe.

Karras and Thuney began their MBA pursuit two weeks after the Patriots Super Bowl LI victory by taking online classes and Skyping with professors from Indiana University's Kelley School of Business up until training camp. They continued their classes in the 2018 offseason.

## OL SHAQ MASON

### A FAMOUS NAMESAKE

A noted sports fan and basketball enthusiast, Shaq's mother, Alicia McGuire, named him Shaquille Olajuwon Mason in 1993 after her two favorite NBA stars at the time, Shaquille O'Neal and Hakeem Olajuwon. The Tennessee native had the opportunity to meet one of his namesakes at a Memphis Grizzlies game while O'Neal was a member of the Miami Heat, receiving a special meet-and-greet and having his jersey signed.



# PATRIOTS OFFENSIVE NOTES

## RB SONY MICHEL

### WHAT TO WATCH FOR IN 2019

- Sony Michel looks to become the first Patriots drafted running back to rush for 1,000 yards since Stevan Ridley in 2012.

### ROOKIE RUSHING SURGE

RB Sony Michel finished his rookie season with 931 yards rushing. It is the most by a rookie running back under Bill Belichick, surpassing the 745 rushing yards by Lawrence Maroney as a rookie in 2006.

### PATRIOTS ROOKIE IN A RUSH

Michel had four 100-yard rushing games in 2018, including a season-high of 133 at the N.Y. Jets on Nov. 25, 2018.

### MOST 100-YD RUSH GAMES BY A PATRIOTS ROOKIE

Player	Season	100-Yd. Games
Curtis Martin	1995	9 (Weeks 1, 8, 10-11, 13-17)
John Stephens	1988	5 (Weeks 8-10, 14, 16)
<b>Sony Michel</b>	<b>2018</b>	<b>4 (Weeks 4, 6, 12, 16)</b>
Robert Edwards	1998	4 (Weeks 6-7, 15-16)

### SONY SETS ROOKIE PLAYOFF TD MARK

Michel set the NFL postseason record for most rushing touchdowns by a rookie in a single postseason with six. He finished second behind Terrell Davis (8) for most rushing touchdowns in a single season.

### MOST POSTSEASON RUSH TDS BY A ROOKIE

Player	Team	Season	Rush TDs
<b>Sony Michel</b>	<b>New England</b>	<b>2018</b>	<b>6</b>
Leonard Fournette	Jacksonville	2017	4
Jamal Lewis	Baltimore	2000	4
William Floyd	San Francisco	1994	4
Tony Dorsett	Dallas	1977	4
Norm Standlee	Chicago	1977	4

### MOST RUSH TDS IN A SINGLE POSTSEASON

Player	Team	Season	Rush TDs
Terrell Davis	Denver	1997	8
<b>Sony Michel</b>	<b>New England</b>	<b>2018</b>	<b>6</b>
Larry Csonka	Miami	1973	6
Franco Harris	Pittsburgh	1974	6
John Riggins	Washington	1983	6
Gerald Riggs	Washington	1991	6
Emmitt Smith	Dallas	1995	6
Ricky Watters	San Francisco	1993	6

## WR MATTHEW SLATER



### WHAT TO WATCH FOR IN 2019

- With a Pro Bowl invitation in 2019, Matthew Slater will pass Steve Tasker for most special teams Pro Bowl honors with 8.

### LIKE FATHER LIKE SON

Slater is one of 10 sons of Hall of Fame members to be drafted in NFL history.

### HALL OF FAME FATHERS WITH SONS DRAFTED IN THE NFL

- Jackie Slater (class of 2001) – son, Matthew Slater (NE)
- Bobby Bell (class of 1983) – son, Bobby Bell (NYJ)
- Tony Dorsett (class of 1994) – son, Anthony Dorsett (HOU)
- Bob Griese (class of 1990) – son, Brian Griese (DEN)
- Russ Grimm (class of 2010) – son, Cody Grimm (TB)
- Howie Long (class of 2000) – sons Chris Long (STL) and Kyle Long (CHI)
- Bruce Matthews (class of 2007) – son, Jake Matthews (ATL)
- Don Shula (class of 1997) – son, Mike Shula (TB)
- Kellen Winslow (class of 1995) – son, Kellen Winslow (CLE)

## PRO BOWL RECORD



Slater has earned seven Pro Bowl invitations (2011-17) as a special teams player to match Steve Tasker (1987, 1990-95) for the most special teams Pro Bowl honors in NFL history. Slater is the only special teams player to earn seven consecutive Pro Bowls.

### ALL-STAR COMBINATION

Slater was voted to the Pro Bowl for seven straight seasons, matching the seven that his father was voted to with the L.A. Rams. The Slater family's 14 combined Pro Bowls are the second-most among father-son contingents to have been voted to at least one Pro Bowl each.

### MOST FATHER AND SON PRO BOWL SELECTIONS

Players	Pro Bowls
Archie (2), Peyton (14) and Eli Manning (4).....	20
<b>Jackie (7) and Matthew Slater (7).....</b>	<b>14</b>

### ELECTED TEAM LEADER

Patriots wide receiver Matthew Slater was named to seven straight Pro Bowls (2011-17) for his special teams work, but perhaps more revealing of his value to New England is the fact that he was elected a captain by his teammates for the ninth straight season in 2019.

The special teams ace shared what it means to be a captain with high school football players in a story published by *The Boston Globe*. "I think first and foremost, you have to be able to put others before yourself. Being a captain and leadership is about serving, and to me, that means a great deal of sacrifice – putting aside personal agendas for the greater common goal. Leadership is equated with sacrifice. I think you have to be willing to do whatever it takes for the unit to succeed. I think you need to lead by example. A lot of times, it's about what you do, not what you say."

### SLATER'S EMERGENCE WAS SPECIAL

Bill Belichick acknowledged Matthew Slater's role as a gunner on special teams: "Matt is one of the best in the league," Belichick said. "Any time the punt return team has to double somebody, that makes it one less guy they can use somewhere else in the return. He almost always draws two guys out there unless they're in an eight-man rush. Most of the time, there's two guys out there – fourth-and-short, where they're trying to protect the box – but he draws a lot of double teams, and deservedly so. He does an outstanding job of covering punts."

### SLATER SCORES FIRST CAREER TOUCHDOWN

On Nov. 10, 2007, in the third quarter of UCLA's 24-20 loss to Arizona State, Matthew Slater returned a kickoff 89 yards for the final touchdown of his collegiate career. In Patriots 16-10 win over Buffalo on Sept. 29, 2019, DB J.C. Jackson blocked a punt, which Slater returned 11 yards for his first NFL touchdown, nearly 12 years after his last touchdown.

## OL JOE THUNEY

### SUPER BOWL RECORD SETTER

OL Joe Thuney became the first player in NFL history to start in the Super Bowl in each of his first three seasons in the NFL.

### BACK TO SCHOOL

Along with teammate Ted Karras, Joe Thuney has taken advantage of an NFLPA program that assists its players in earning college degrees. After earning his degree in accounting while also studying international studies at N.C. State, Thuney is now pursuing his MBA through Indiana University's Kelley School of Business.



# PATRIOTS OFFENSIVE NOTES

## RB JAMES WHITE

### WHAT TO WATCH FOR IN 2019

- James White has 20 career touchdown receptions, second in Patriots all-time history among running backs behind the 26 by Larry Garron.
- White is fourth among all Patriots running backs with 2,296 career receiving yards, behind Kevin Faulk (3,701), Larry Garron (2,502) and Tony Collins (2,356). He needs 207 yards to move into second place on the Patriots all-time list.

### 2019 ACCOMPLISHMENTS

- White became the third running back in NFL history to reach 20 touchdown receptions in his first six seasons with after a 10-yard TD catch at Miami (9/22/19), joining Chuck Foreman (23) and Brian Westbrook (23).
- White has 264 career receptions and moved past Tony Collins (261) into second place in Patriots history among running backs at Buffalo (9/29), behind, behind the 431 by Kevin Faulk.

### MOST RECEIVING TDS BY A RB IN FIRST SIX SEASONS

Player	Team	Receiving TDs
Chuck Foreman	Minnesota	23
Brain Westbrook	Philadelphia	23
James White	New England	20

### WHITE ADDS UP TD CATCHES

RB James White has the most touchdown receptions by a running back in the NFL since 2015.

### RBS WITH THE MOST RECEIVING TDS SINCE 2015

Player	Team	TDs
James White	New England	20
David Johnson	Arizona	13
Tevin Coleman	Atlanta/San Francisco	11
Christian McCaffrey	Carolina	11

### PROLIFIC SCORING PACE

RB James White caught a touchdown pass in the 2018 regular-season finale vs. NY Jets (12/30/18) for his seventh touchdown reception of the season, tying RB Larry Garron (7 in 1964) for the most touchdown receptions by a Patriots running back in a single season.

### SINGLE-SEASON RB TD RECEPTIONS IN PATRIOTS HISTORY

Player	Year	Receiving TDs
James White	2018	7
Larry Garron	1964	7
Billy Lott	1961	6

### SWEET FEET SCORING OFTEN

White has 20 receiving touchdowns in his career, second all-time among Patriots running backs. His 264 receptions rank second and receiving yards rank fourth in team history at his position.

### RB TD RECEPTIONS IN PATRIOTS HISTORY

Player	Seasons	Receiving TDs
Larry Garron	1960-68	26
James White	2014-present	20
Kevin Faulk	1999-2011	15

### RB RECEPTIONS IN PATRIOTS HISTORY

Player	Seasons	Receptions
Kevin Faulk	1999-2011	431
James White	2014-present	264
Tony Collins	1981-87	261
Sam Cunningham	1973-82	210

### RB RECEIVING YARDS IN PATRIOTS HISTORY

Player	Seasons	Receiving Yards
Kevin Faulk	1999-2011	3,701
Larry Garron	1960-68	2,502
Tony Collins	1981-87	2,356
James White	2014-present	2,296

### COPIOUS CATCHES

White ranks first in the NFL for receptions and receiving yards by a running back since 2015.

### RB RECEPTIONS SINCE 2015

Player	Team	Receptions
James White	New England	259
Theo Riddick	Detroit/Denver	247
Duke Johnson Jr.	Cleveland/Houston	243
Christian McCaffrey	Carolina	212
Le'Veon Bell	Pittsburgh/N.Y. Jets	204

### OFF AND RUNNING

White has the second-most receiving yards by a running back since 2015.

### RB RECEIVING YARDS SINCE 2015

Player	Team	Receiving Yds
James White	New England	2,273
Duke Johnson Jr.	Cleveland/Houston	2,247
David Johnson	Arizona	2,031

### RECORD-SETTING SEASON

White had 87 receptions in 2018, a new team record for a running back in a single season. He finished third in the NFL among running backs for receptions and second in receiving yards last year.

### MOST RECEPTIONS IN A SEASON BY A PATRIOTS RB

Player	Year	Receptions
James White	2018	87
Tony Collins	1986	77
Leroy Thompson	1994	65
James White	2016	60
Kevin Faulk	2008	58
James White	2017	56



# PATRIOTS OFFENSIVE NOTES

## RECEIVING YARDS RECORD

White had a career-best 751 receiving yards in 2018, the team record for a single season by a running back.

## MOST RECEIVING YARDS IN A SEASON BY A PATRIOTS RB

Player	Year	Receiving Yards
James White	2018	751
Tony Collins	1986	684
James White	2016	551

## WHITE JOINS EXCLUSIVE GROUP

RB James White is the fourth running back in the Super Bowl era with 750 receiving yards and seven receiving touchdowns in a season, joining Gary Anderson (1986), Larry Centers (1996) and Marshall Faulk (2000 and 2001). White finished with 751 yards receiving and seven touchdown receptions in 2018.

## WHITE HAS CAREER DAY

White set career regular-season highs with 10 receptions and 115 receiving yards vs. Philadelphia (12/06/15). He is the only Patriots running back with four games with 10 or more receptions.

## MOST RECEIVING YARDS IN A GAME BY A RUNNING BACK IN PATRIOTS HISTORY

Player	Date	Opponent	Yds
Shane Vereen	12/08/13	Cleveland	153
Dick Christy	11/04/60	Oakland	124
Joe Johnson	11/25/60	Houston	123
James White	12/06/15	Philadelphia	115
Larry Garron	12/11/66	Houston	113

## MOST RECEPTIONS IN A GAME BY A RUNNING BACK IN PATRIOTS HISTORY

Player	Date	Opponent	Rec
Shane Vereen	12/08/13	Cleveland	12
Tony Collins	11/29/87	Philadelphia	11
Kevin Faulk	09/03/20	Tampa Bay	11
Leroy Thompson	11/13/94	Minnesota	11
James White	10/29/18	Buffalo	10
James White	10/04/18	Indianapolis	10
James White	10/01/17	Carolina	10
James White	12/06/15	Philadelphia	10
Tony Collins	11/16/86	L.A. Raiders	10

## WHITE PLAYOFF NOTES

### SUPER BOWL RECORD SETTER

White set a Super Bowl record with 14 receptions for 110 yards in Super Bowl LI.

### MOST RECEPTIONS IN A SUPER BOWL

Player	Team	SB	Opponent	Rec.
James White	New England	LI	Atlanta	14
Demaryius Thomas	Denver	XLVII	Seattle	13
Dan Ross	Cincinnati	XVI	San Francisco	11
Jerry Rice	San Francisco	XXIX	San Diego	11
Wes Welker	New England	XLII	N.Y. Giants	11
Shane Vereen	New England	XLIX	Seattle	11

White also set a Super Bowl record by scoring 20 points with two rushing touchdowns, one touchdown reception and one two-point conversion.

### MOST POINTS SCORED IN A SUPER BOWL

Player	Team	SB	Opponent	Points
James White	New England	LI	Atlanta	20
Roger Craig	San Francisco	XIX	Miami	18
Jerry Rice	San Francisco	XXIV	Denver	18
Ricky Watters	San Francisco	XXIX	San Diego	18
Terrell Davis	Denver	XXXII	Green Bay	18

### MOST TOUCHDOWNS IN A SUPER BOWL

Player	Team	SB	Opponent	TDs
James White	New England	LI	Atlanta	3 (2 rush, 1 rec.)
Roger Craig	San Francisco	XIX	Miami	3 (2 rec., 1 rush)
Jerry Rice	San Francisco	XXIV	Denver	3 (3 rec.)
Ricky Watters	San Francisco	XXIX	San Diego	3 (2 rec., 1 rush)
Terrell Davis	Denver	XXXII	Green Bay	3 (3 rush)

### WHITE TIES RECEPTIONS RECORD

White's 15 receptions in the 2018 Divisional Playoff win against L.A. Chargers tied Darren Sproles for most catches in a single playoff contest.

### MOST RECEPTIONS IN A PLAYOFF GAME

Player	Team	Rd/Yr	Opponent	Receptions
James White	New England	Div/18	L.A. Chargers	15
Darren Sproles	New Orleans	Div/11	San Francisco	15
James White	New England	SB/16	Atlanta	14
T.Y. Hilton	Indianapolis	WC/13	Kansas City	13
Chad Morton	New Orleans	Div/00	Minnesota	13
Shannon Sharpe	Denver	WC/93	L.A. Raiders	13
Thurman Thomas	Buffalo	Div/89	Cleveland	13
Kellen Winslow	San Diego	Div/81	Miami	13





# PATRIOTS DEFENSIVE NOTES

## DL ADAM BUTLER

### CAREER-DEFINING CONTEST

Adam Butler arrived at Vanderbilt as an accomplished high school offensive lineman and spent his freshman season redshirting as a backup at center and guard. During his first offseason, Butler entered a rib eating contest, which judges ruled his team had lost. Butler disagreed and began arguing with the judges. Then Commodore defensive coordinator Bob Shoop was in attendance and witnessed Butler's demeanor and was impressed with his competitive attitude. Shoop convinced then head coach James Franklin to ask Butler to transition to defense.

"Coach Franklin brought me into his office and he asked me what I wanted, and I wanted whatever was best for the team," Butler told *The Tennessean*. "Because we were so short on defensive linemen at that time, that's how it happened."

## LB JAMIE COLLINS SR.

### PATH TO THE NFL

The road to the NFL was anything but easy for linebacker and 2013 second-round draft pick Jamie Collins Sr. The youngest of five siblings growing up in Quentin, Miss., Collins Sr. lost both of his parents when he was six years old and was raised by one of his sisters. Collins Sr. turned to football as an outlet to help him through the tough times.

"It means a lot. It's my living," Collins Sr. told the *Boston Herald*. "It kept me on track." Collins Sr.'s resiliency in dealing with adversity has made a lasting impact on fellow Mississippi native and former Patriots teammate Stevan Ridley, who grew up 30 miles west of Meadville in Natchez, Miss., and got to know Collins through a family friend.

"What I've known about him, he really has been a strong person," Ridley told the *Herald*. "Anybody that's gone through the things that he's gone through and still finds a way to be successful on the football field, you have to be mentally tough. That's what he's kind of done as a teammate here. He's come in here and accepted his role and done a pretty good job as a rookie."

### CAREER HIGH FOR COLLINS

Collins Sr. has three interceptions so far in 2019, a single-season career high. He had recorded two interceptions twice in his career (2014 and 2016).

## DB NATE EBNER

### SPECIAL TEAMS TACKLING MACHINE

DB Nate Ebner led the Patriots in 2018 with 13 special teams tackles. Ebner has now tallied at least 10 special teams tackles every season in his seven-year career, with the exception of 2017 when he was limited to nine games due to injury and finished with eight special teams tackles. He posted a career-high 19 special teams tackles in 2016.

### 2018 NFL SPECIAL TEAMS TACKLE LEADERS

Player	Team	Sp. Tms. Tackles
Adrian Phillips	L.A. Chargers	17
Zeke Turner	Arizona	15
Dwayne Harris	Oakland	15
Justin Bethel	Atlanta	14
Jayron Kearse	Minnesota	14
Nate Ebner	New England	13
Clayton Fejedelem	Cincinnati	13

## CB STEPHON GILMORE

### LOCK-DOWN DEFENDER

CB Stephon Gilmore finished second in the NFL with 20 passes defended in 2018, establishing a single-season career-high. His previous best was 18 passes defended in 2015 with Buffalo. He also became the sixth defensive back in team history to post 20 passes defended in a single season.

### 2018 PASSES DEFENSED LEADERS

Player	Team	Passes Defensed
Kyle Fuller	Chicago	21
Stephon Gilmore	New England	20
Kareem Jackson	Houston	17
Darius Slay	Detroit	16

### MOST PASSES DEFENSED IN A SINGLE SEASON IN PATRIOTS HISTORY

Player	Passes Defensed
Ty Law (1998)	27
Asante Samuel (2006)	24
Maurice Hurst (1994)	23
Ty Law (2003)	23
Tyrone Poole (2003)	21
Stephen Gilmore (2018)	20

### GILMORE LEARNS FROM PATRIOTS PREDECESSORS

Stephon Gilmore may be one of the best cover corners in football, and recognizes the importance of the history of his position. "I'm a big history person. I like to know my history. I've watched the players who have played the game. I wouldn't be in the position I'm in now without those guys," Gilmore told the *Boston Herald*. As a player who appreciates the history of the game, Gilmore has placed emphasis on building relationships with former Patriots defensive backs and Pro Football Hall of Famers Ty Law and Mike Haynes.

## DB DURON HARMON

### FOURTH-QUARTER PICKS

Throughout his six NFL seasons, Duron Harmon has shown a knack for notching late-game interceptions. Of his 18 career picks, 12 have come in the fourth quarter, with six of those occurring during the final two minutes of the game. Harmon leads the NFL in fourth-quarter interceptions since 2013.

### FOURTH-QUARTER INTERCEPTIONS

Date	Opponent	Result
10/27/13	vs. Miami	W, 27-17
11/03/13	vs. Pittsburgh	W, 55-31
01/10/15*	vs. Baltimore	W, 35-31
09/10/15	vs. Pittsburgh	W, 28-21
10/29/15	vs. Miami	W, 36-7
09/18/16	vs. Miami	W, 31-24
01/14/17*	vs. Houston	W, 34-16
09/24/17	vs. Houston	W, 36-33
11/26/17	vs. Miami	W, 35-17
12/17/17	at Pittsburgh	W, 27-24
12/02/18	vs. Minnesota	W, 24-10
12/16/18	at Pittsburgh	L, 10-17

### INTERCEPTIONS IN THE FINAL TWO MINUTES OF A GAME

Date	Opponent	Time Remaining
10/27/13	vs. Miami	0:55
01/10/15*	vs. Baltimore	1:46
09/18/16	vs. Miami	0:09
09/24/17	vs. Houston	0:03
11/26/17	vs. Miami	1:54
12/17/17	at Pittsburgh	0:09

\* Playoff Game

### MOST FOURTH-QUARTER INTERCEPTIONS SINCE 2013 (INCLUDING PLAYOFFS)

Player	Interceptions
Duron Harmon	12
Richard Sherman	11
Harrison Smith	10



# PATRIOTS DEFENSIVE NOTES

## HARMON INTERCEPTION NOTES:

- Ten of 15 occurred in the fourth quarter. (12-of-18 including postseason)
- Five of 15 occurred in the final two minutes of the game (6-of-18 including postseason).
- Five of 15 occurred in the end zone (6-of-18 including postseason).
- Eight of 15 occurred inside the Patriots red zone (11-of-18 including postseason).
- Twelve of 15 occurred inside the Patriots 35-yard line (15-of-18 including postseason).
- Five of 15 have occurred against Miami (4-of-5 against Ryan Tannehill).
- Ten of 15 have occurred against either Miami or Pittsburgh.
- Ten of 15 have occurred at Gillette Stadium (12-of-18 including postseason).



## HARMON PICKS ON PITTSBURGH

DB Duron Harmon intercepted two passes against Pittsburgh (12/16/18). Harmon now has five interceptions in six regular-season games against the Steelers, tied for the most interceptions against a single opponent since 2013. He also has five interceptions against Miami since 2013.

## MOST INTERCEPTIONS AGAINST A SINGLE OPPONENT (SINCE 2013)

Player	Opponent	Interceptions
Duron Harmon .....	Pittsburgh .....	5
Duron Harmon .....	Miami .....	5
Reggie Nelson .....	Pittsburgh .....	5
*15 tied at 4		

## LB DONT'A HIGHTOWER

### WEARING BRUSCHI'S JERSEY #54

As a first round draft pick, Dont'a Hightower is used to high expectations. Hightower went to training camp with jersey #45 but was switched to jersey #54 prior to the start of his rookie year in 2012. Former LB Tedy Bruschi wore #54 for 13 seasons.



Hightower understands the importance of the number and hopes to live up to its legacy. "I definitely feel honored to be able to wear this number," Hightower said. "I've read that Tedy didn't want it to be retired and he hoped another linebacker would come in and be able to wear this number and be able to play as well. I feel honored. Tedy was a great player, and he means a lot to this organization. I'm definitely proud to be able to wear this number."

## WINNER ON MULTIPLE LEVELS

Dont'a Hightower (three Super Bowl championships and two national titles at Alabama) and Russell Maryland (two national championships at Miami and three Super Bowl Championships with Dallas) are the only two players in NFL history with at least two national championships and two Super Bowl wins.

## DB DEVIN McCOURTY

### WHAT TO WATCH FOR IN 2019

- Devin and Jason McCourty and Shaquem and Shaquil Griffin, both sets of twins, are the only NFL teams that feature teammate brothers this season.

### 2019 ACCOMPLISHMENTS

- McCourty moved past Asante Samuel for sole possession of 10th all-time on the franchise interception list and now has 25 career interceptions.
- McCourty has one interception in all four games of the 2019 season, tying a team record for most consecutive games with at least one interception. Mike Haynes set the original mark with a pick in four straight games in 1976. McCourty is the first player to record an interception in each of his team's first four games of the season since Minnesota's Brian Russell in 2003. McCourty is the first Patriots player to achieve the feat.

### McCOURT-D

DB Devin McCourty's 84-yard interception return for a touchdown in the win at Buffalo on Oct. 29, 2018 was his first career interception returned for a touchdown and the ninth-longest in team history. The pick-six was McCourty's second career score. His first touchdown came on a 104-yard kickoff return vs. the New York Jets on Oct. 21, 2012.

### DOUBLE TROUBLE

After being selected by the Patriots in the first round of the 2010 NFL Draft, CB Devin McCourty became part of a select group in league history. McCourty's identical twin brother, Jason, joined the Patriots last year. The two became the 12th set of twins to play in the NFL. In the season opener, Devin and Jason became the first set of twins to play together on the same NFL team since 1926 when Gene and Tom Golsen suited up together for the Louisville Colonels. Shaquill and Shaquem Griffin of the Seattle Seahawks also accomplished this unique occurrence on Kickoff Weekend. New England also had twins on the team in 2017, with TE Jacob Hollister on the roster and WR Cody Hollister on the practice squad.

Devin and Jason were cornerbacks in the Rutgers secondary from 2005-08. Devin redshirted for the 2005 season and was a year behind his brother in eligibility. Devin became the second twin to suit up for the Patriots, after CB Kato Serwanga was a member of the team from 1998-2000. His twin brother, Jason, played for San Francisco and Minnesota from 1999-2001. According to McCourty's mother, the two can only be told apart by tiny scars on their faces left by chickenpox.

### McCOURTY GOES LONG


McCourty had a 104-yard kickoff return for a touchdown vs. N.Y. Jets (10/21/12), the second longest kickoff return in team history. Ellis Hobbs has the longest in team history with a 108-yard return for a touchdown at N.Y. Jets on Sept. 9, 2007. McCourty was named AFC Special Teams Player of the Week for his performance.

### LONGEST KICKOFF RETURN IN PATRIOTS HISTORY

Ellis Hobbs ..... 108TD at N.Y. Jets (09/09/07)  
Devin McCourty ..... 104TD vs. N. Y. Jets (10/21/12)



# PATRIOTS DEFENSIVE NOTES



## **IN GOOD COMPANY**

Devin McCourty earned Associated Press All-Pro Second Team honors at safety in 2013 and 2016. He also earned Second Team All-Pro Honors as a rookie in 2010 when he played cornerback. McCourty joined Pro Football Hall of Famers Rod Woodson and Ronnie Lott as the only NFL players to earn All-Pro honors at both safety and cornerback.

## **BROTHERS IN ARMS**

Devin and Jason McCourty have seen first-hand the effects of sickle cell disease. Both their aunt and uncle lived with the disease while their father carried the trait. Devin and Jason partnered with Embrace Kids Foundation to form their own "Tackle Sickle Cell" campaign aiming to educate the public, increase blood donations and raise money and awareness for the fight against sickle cell disease. Devin's work with the local Boston Children's Hospital has helped advance research of the disease with doctors now as close as they've ever been to a cure.

## **LB KYLE VAN NOY**

### **VAN NOY SCORES TWICE IN 2018**

LB Kyle Van Noy recovered a fumble and returned it 46 yards for a touchdown in the regular-season finale win over N.Y. Jets (12/30/18). It marked his second touchdown of the season. He returned a blocked punt 29-yards for a touchdown at Chicago (10/21/18), becoming the first Patriots player with two non-offensive touchdowns in a season since DB Kyle Arrington scored two touchdowns in 2014.




# PATRIOTS SPECIAL TEAMS NOTES

## K STEPHEN GOSTKOWSKI

### WHAT TO WATCH FOR IN 2019

- If Stephen Gostkowski leads the NFL in scoring in 2019, he will set the NFL mark for most seasons leading the NFL in scoring with six, moving past Don Hutson (five) and Gino Cappelletti (five in the AFL). Gostkowski has led the NFL in scoring in 2008, 2012-14 and 2015.
- In 2015, Gostkowski became the first NFL player with four seasons of 150 or more points. He added his fifth season of 150 or more points in 2017 and can add to that number in 2019.
- Gostkowski (5) needs one more 30-field goal season in 2019 to tie Justin Tucker (6) for the most seasons with 30 or more field goals.
- Gostkowski has led the NFL in field goals three times (2008 and 13-14) and if he leads the NFL in field goals in 2019, he will join Lou Groza (five), Jack Mander (four), Ward Cuff (four) and Mark Moseley (four) as the only NFL players to lead the NFL in field goals in at least four seasons.
- Gostkowski (1,775) enters the 2019 season 12th on the NFL's all-time scoring list.
- Gostkowski (205) is second all-time in postseason points, behind Adam Vinatieri (238) and will look to add to those numbers in 2019.
- Gostkowski is tied for second with David Akers on the NFL's all-time postseason list with 39 field goals behind Adam Vinatieri (56).
- Gostkowski (374) is tied for 14th on the NFL's all-time field goal list.
- Gostkowski is tied with Mike Lodish for second all-time with six Super Bowls played, behind the nine Super Bowls by Tom Brady.
- Gostkowski is third all-time with 33 points in the Super Bowl, behind the 48 by Jerry Rice and the 34 by Adam Vinatieri.
- Gostkowski has played in 28 career postseason games, fourth all-time behind Tom Brady (40), Adam Vinatieri (32) and Jerry Rice (29).
- Gostkowski is tied with Adam Vinatieri for the most field goals in Super Bowl history with seven.



### FRANCHISE SCORING LEADER

Gostkowski became the Patriots all-time leader in points vs. Miami on Dec. 14, 2014, passing Adam Vinatieri.

### PATRIOTS ALL-TIME LEADING SCORERS

Player	Points
Stephen Gostkowski .....	1,775
Adam Vinatieri .....	1,158
Gino Cappelletti .....	1,130

### SCORING LEADER I

Gostkowski is the only NFL player with five 150-point seasons.

### PATRIOTS RECORD FOR MOST POINTS IN A SEASON

Player	Year	Points
Stephen Gostkowski .....	2013 .....	158
Stephen Gostkowski .....	2017 .....	156
Stephen Gostkowski .....	2014 .....	156
Gino Cappelletti .....	1964 .....	155 (includes 7 TDs)
Stephen Gostkowski .....	2012 .....	153
Stephen Gostkowski .....	2015 .....	151
Stephen Gostkowski .....	2008 .....	148
Gino Cappelletti .....	1961 .....	147

### SCORING LEADER II

#### NFL RECORD FOR MOST POINTS BY A KICKER IN A SINGLE SEASON

Player	Team	Year	Points
David Akers	San Francisco	2011	166
Gary Anderson	Minnesota	1998	164
Jeff Wilkins	St. Louis	2003	163
Mark Moseley	Washington	1983	161
Stephen Gostkowski	New England	2013	158
Matt Bryant	Atlanta	2016	158
Greg Zuerlein	L.A. Rams	2017	158
Mike Vanderjagt	Indianapolis	2003	157
Stephen Gostkowski	New England	2017	156
Stephen Gostkowski	New England	2014	156
Stephen Gostkowski	New England	2012	153
Stephen Gostkowski	New England	2015	151

### NFL ALL-TIME SCORING LEADERS

Gostkowski ranks 12th in points scored in NFL history.

Player	Team(s)	Years	Points
1. Adam Vinatieri	NE/IND	1996-present	2,620
2. Morten Andersen	NO/ATL/NYG/KC/ATL	1982-2007	2,544
3. Gary Anderson	PIT/PHI/SF/MIN/TEN	1982-2004	2,434
4. Jason Hanson	Detroit	1992-2012	2,150
5. John Carney	TB/SD/NO/NYG	1988-2010	2,056
6. Matt Stover	CLE/BAL/IND	1991-2010	2,004
7. George Blanda	CHI/BLT/HOU/OAK	1949-75	2,002
8. Jason Elam	DEN/ATL	1993-2009	1,983
9. John Kasay	SEA/CAR/NO	1991-2011	1,970
10. Sebastian Janikowski	OAK/SEA	2000-2018	1,913
11. Phil Dawson	CLE/SF/ARZ	1999-2018	1,847
12. Stephen Gostkowski	New England	2006-present	1,775
13. Norm Johnson	SEA/ATL/PIT/PHI	1982-99	1,736
14. Matt Bryant	NYG/TB/ATL	2002-present	1,733
15. David Akers	WAS/PHI/SF/DET	1998-2013	1,721
16. Nick Lowery	NE/KC/NYJ	1978-96	1,711
17. Jan Stenerud	KC/GB/MIN	1967-85	1,699
18. Ryan Longwell	GB/MIN	1997-2011	1,687
19. Lou Groza	Cleveland	1946-67	1,608
20. Eddie Murray	DET/KC/TB/DAL/PHI/WAS/MIN	1980-2000	1,594

### GOSTKOWSKI GOES LONG

Gostkowski kicked a franchise record 62-yard field goal against Oakland in Mexico City (11/19/17). It was the 19th field goal of 60 or more yards in NFL history.

### LONGEST FIELD GOALS IN NFL HISTORY

Player	Team	Opponent	Date	Distance
Matt Prater	DEN	vs. TEN	12/08/13	64
Tom Dempsey	NO	vs. DET	11/08/70	63
Jason Elam	DEN	vs. JAX	10/25/98	63
Graham Gano	CAR	vs. NYG	10/07/18	63
Sebastian Janikowski	OAK	at DEN	09/12/11	63
David Akers	SF	vs. GB	09/09/12	63
Stephen Gostkowski	NE	at OAK	11/19/17	62
Matt Bryant	TB	vs. PHI	10/22/06	62

### LONGEST FIELD GOALS IN PATRIOTS HISTORY

Player	Opponent	Date	Distance
Stephen Gostkowski	at OAK	11/19/17	62
Stephen Gostkowski	vs. CAR	10/01/17	58
Stephen Gostkowski	at DAL	10/11/15	57
Adam Vinatieri	at CHI	11/10/02	57
Adam Vinatieri	at STL	12/13/98	55
Matt Bahr	at MIA	11/12/95	55

### MOST FIELD GOALS IN PATRIOTS HISTORY

Gostkowski moved past Adam Vinatieri (263) in 2015 to become the Patriots all-time leader with 374 career field goals.

### ALL-TIME PATRIOTS FIELD GOAL LEADERS

Stephen Gostkowski .....	374
Adam Vinatieri .....	263
Gino Cappelletti .....	176
John Smith .....	128





# PATRIOTS SPECIAL TEAMS NOTES

## CONSECUTIVE EXTRA POINTS

Gostkowski owns the NFL record for most consecutive extra points made in the regular season.

## MOST CONSECUTIVE (KICKING) PATS

Player	Team(s)	Years	Consec. XPs
Stephen Gostkowski	New England	2006-16	478
Matt Stover	BAL/IND	1996-2009	422
Jason Elam	Denver	1993-2002	371
Jeff Wilkins	St. Louis	1999-2007	371
Jay Feely	ATL/NYG/MIA/ NYJ/ARZ/CHI	2002-14	360

## EVEN STEPHEN

Gostkowski has connected on 87.4 percent of his regular-season field-goal attempts in his career, the best percentage in Patriots history. Additionally, Gostkowski's 87.4 field goal percentage is third among NFL kickers all-time.

## PATRIOTS ALL-TIME LEADERS / FIELD GOAL PCT. (MINIMUM 50 ATTEMPTS)

Player	Years	FGM	FGA	Pct.
Stephen Gostkowski	2006-19	374	428	87.4
Adam Vinatieri	1996-05	263	321	81.9
Matt Bahr	1993-95	55	72	76.4

## NFL ALL-TIME LEADERS / FIELD GOAL PCT. (MINIMUM 50 ATTEMPTS)

Player	Team(s)	Years	FGM	FGA	Pct.
Justin Tucker	Baltimore	2012-present	243	269	90.3
Robbie Gould	CHI/NYG/SF	2005-present	364	416	87.5
Stephen Gostkowski	New England	2006-present	374	428	87.4
Wil Lutz	New Orleans	2016-present	97	111	87.4
Josh Lambo	LAC/JAX	2015-present	100	115	87.0
Mike Vanderjagt	IND/DAL	1998-2006	230	266	86.5
Dan Bailey	DAL/MIN	2011-present	210	243	86.4
Steven Hauschka	BAL/SEA/BUF	2008-present	245	284	86.3
Nate Kaeding	SD/MIA	2004-12	181	210	86.2
Matt Bryant	NYG/MIA/IND/TB/ATL	2002-present	391	455	85.9
Chris Bowell	Pittsburgh	2015-present	103	120	85.8

## GOSTKOWSKI OWNS TEAM MARK

Gostkowski scored at least one point in 142 straight games, a franchise record. He set the new record in a win vs. Denver on Nov. 24, 2013. The record ended in the shutout loss vs. Buffalo on Oct. 2, 2016.

## PATRIOTS RECORD FOR MOST CONSECUTIVE GAMES SCORED

Player	Dates	Consec. Games Scored
Stephen Gostkowski	12/17/06 to 10/02/16	142
Adam Vinatieri	11/24/96 to 12/29/02	101
John Smith	09/28/75 to 10/02/80	101

## 1,000-POINT BENCHMARK

Gostkowski (1,775) reached the 1,000 point mark in only his 119th career game in 2013. He is the only kicker in NFL history to reach 1,000 career points in fewer than 120 career games played.

## KICKERS TO REACH 1,000 POINTS IN FEWEST GAMES

Player	Team	Games to 1,000 Points
Stephen Gostkowski	New England	119
Mike Vanderjagt	Indianapolis	126
Jason Elam	Denver	132
Ryan Longwell	Green Bay	136
Jan Stenerud	Kansas City	136

## PROLIFIC SCORING AVERAGE

Gostkowski is ranked first in NFL history with an 8.7 points per game average.

## NFL RECORD FOR AVERAGE POINTS PER GAME

Player	Team(s)	Points Per Game
Stephen Gostkowski	New England	8.7
Justin Tucker	Baltimore	8.5
Mike Vanderjagt	IND/DAL	7.9
Nate Kaeding	SD/MIA	7.8
Mason Crosby	Green Bay	7.6

## FIVE-TIME LEAGUE LEADER

Gostkowski led the NFL in scoring for the fourth straight season in 2015 with 151 points. He also led the NFL with 156 points in 2014, 158 points in 2013, 153 points in 2012 and 148 points in 2008. He joined Don Hutson and Gino Cappelletti as the only players to lead the NFL in scoring five times.

## NFL RECORD FOR MOST SEASONS LEADING THE LEAGUE IN SCORING

Player	Team	Years	Seasons
Stephen Gostkowski	New England	5	2008, 12-15
Gino Cappelletti	New England	5	1961, 63-66
Don Hutson	Green Bay	5	1940-44
Earl Clark	POR/DET	3	1932, 35-36
Pat Harder	Chicago Cardinals	3	1947-49
Paul Hornung	Green Bay	3	1959-61

## GOSTKOWSKI GAME WINNERS

Gostkowski has eight career regular-season game-winning kicks and one in the playoffs.

## GOSTKOWSKI'S CAREER GAME-WINNING FIELD GOALS

Time Left	Distance	Final Score	OPP	Date
0:03 4th	28	43-40	KC	10/14/18
3:44 4th	32	23-21	@ ARI	09/11/16
0:01 4th	54	27-16	@ NYG	11/15/15
3:12 4th	53	34-31	@ HOU	12/01/13
1:56, OT	31	34-31	DEN	11/24/13
0:05, 4th	35	23-21	@ BUF	09/08/13
1:56, OT	35	23-20	BAL	10/17/10
11:02 OT	48	29-26	NYJ	10/21/12
1:10, 4th	31	24-21	@ SD	01/14/07*

\*Postseason

## GOSTKOWSKI DRILLS 350TH FG

Gostkowski's 39-yard field goal vs. Kansas City (10/14/18) was the 350th of his career. He is one of 20 NFL players to reach 350 career field goals.

## MOST FIELD GOALS AMONG ACTIVE NFL KICKERS

Player	Team(s)	Field Goals
Adam Vinatieri	NE/IND	585
Matt Bryant	NYG/IND/MIA/TB/ATL	390
Stephen Gostkowski	New England	373
Robbie Gould	CHI/NYG/SF	364

## GOSTKOWSKI BREAKS HIS OWN TEAM RECORD

Gostkowski set a Patriots franchise record with 38 field goals in 2013 and now owns the top six field goal seasons in team history.

## MOST FIELD GOALS MADE IN A PATRIOTS SEASON

Player	Year	Field Goals
Stephen Gostkowski	2013	38
Stephen Gostkowski	2017	37
Stephen Gostkowski	2008	36
Stephen Gostkowski	2014	35
Stephen Gostkowski	2015	33
Tony Franklin	1986	32
Adam Vinatieri	2004	31
Adam Vinatieri	1998	31



# PATRIOTS SPECIAL TEAMS NOTES

## ON THE MARK

Gostkowski made 92.5 percent (37-of-40) of his field goals in 2017. He is now tied with Adam Vinatieri for the most seasons in NFL history with a 90 percent conversion rate with five.

### PATRIOTS BEST FIELD GOAL PCT./SEASON (MINIMUM 30 ATTEMPTS)

Player	Year	FGM	FGA	Pct.
Stephen Gostkowski	2014	35	37	94.6
Adam Vinatieri	2004	31	33	93.9
Stephen Gostkowski	2013	38	41	92.7
Stephen Gostkowski	2017	37	40	92.5
Stephen Gostkowski	2015	33	36	91.7
Stephen Gostkowski	2008	36	40	90.0
Adam Vinatieri	2002	27	30	90.0

## MOST 50-YARD FIELD GOALS IN TEAM HISTORY

Gostkowski has made the most 50-yard field goals in New England history with 25.

### PATRIOTS RECORD FOR MOST 50-YARD FIELD GOALS

Player	Years	FGM	FGA	Pct.
Stephen Gostkowski	2006-19	25	35	71.4
Adam Vinatieri	1996-2005	8	17	47.1
Tony Franklin	1984-87	3	6	50.0

## 30-PLUS FIELD GOAL SEASONS

Gostkowski is one of five players in NFL history to make 30 or more field goals in five seasons after reaching 37 field goals in 2017.

### MOST 30 FIELD GOAL SEASONS

Player	Team(s)	30-FG Seasons	Years
Justin Tucker	Baltimore	6	2012-13, 15-17-18
Stephen Gostkowski	New England	5	2008, 13-15, 17
Robbie Gould	CHI/SF	5	2006-07, 15, 17-18
David Akers	SF/PHI	5	2002, 08-11
John Carney	NYG/NO/SD	5	1993-94, 99, 2002, 08
Adam Vinatieri	NE/IND	4	1998, 2004, 13-14
Jay Feely	ATL/NYG/NYJ/ARZ	4	2002, 05, 09, 13
Matt Stover	Baltimore	4	2000-01, 03, 05

## FOURTH-MOST FGs IN A SEASON

### MOST FIELD GOALS MADE IN A SEASON IN NFL HISTORY

Player	Team	Year	Field Goals
David Akers	San Francisco	2011	44
Neil Rackers	Arizona	2005	40
Olindo Mare	Miami	1999	39
Robbie Gould	San Francisco	2017	39
Jeff Wilkins	St. Louis	2003	39
Stephen Gostkowski	New England	2013	38
Harrison Butker	Kansas City	2017	38
Greg Zuerlein	L.A. Rams	2017	38
Justin Tucker	Baltimore	2016	38
Justin Tucker	Baltimore	2013	38

## KICKING A CAREER HIGH

Gostkowski made five field goals vs. Cincinnati (10/05/14), setting a new single-game career high. Gostkowski's five field goals tied the second-highest single-game total in Patriots history, trailing only Gino Cappelletti's six successful field goals on Oct. 4, 1964. He matched that total with five field goals in the win vs. Kansas City (10/14/18).

## TWO FROM 50-PLUS

Gostkowski drilled a team-record 62-yard field goal and a 51-yarder in Mexico City against Oakland on Nov. 19, 2017. It was the third time that he made two field goals of 50-plus yards in a single game. He drilled a 51-yard field goal and a 53-yarder vs. Arizona (09/16/12) and connected on two 53-yard field goals at Houston (12/01/13). He is the only Patriot to have two 50-yard field goals in the same game.

## GOSTKOWSKI PLAYOFF NOTES

### GOSTKOWSKI PILING ON

Gostkowski is the Patriots all-time leading scorer in the postseason and ranks second for the most postseason points all-time.

### MOST KICKING POINTS IN NFL POSTSEASON HISTORY

Player	Team(s)	Points
Adam Vinatieri	NE/IND	238
Stephen Gostkowski	New England	205
David Akers	PHI/SF	175
Gary Anderson	PIT/PHI/SF/MIN/TEN	153
Mason Crosby	Green Bay	137
George Blanda	CHI/HOU/OAK	115
Matt Stover	CLE/BAL/IND	106
Matt Bahr	PIT/CLE/NYG/NE	103

### MOST FIELD GOALS IN NFL POSTSEASON HISTORY

Player	Team(s)	Field Goals
Adam Vinatieri (32 games)	NE/IND	56
Stephen Gostkowski (28 games)	New England	39
David Akers (24 games)	PHI/SF	39
Gary Anderson (22 games)	PIT/PHI/SF/MIN/TEN	32
Mason Crosby (18 games)	Green Bay	26

### MOST POINTS IN NFL POSTSEASON HISTORY

Player	Team(s)	Points
Adam Vinatieri	NE/IND	238
Stephen Gostkowski	New England	205
David Akers	PHI/SF	175
Gary Anderson	PIT/PHI/SF/MIN/TEN	153
Mason Crosby	Green Bay	137
Jerry Rice	SF/OAK	132
Emmitt Smith	DAL	126
Thurman Thomas	Buffalo	126
George Blanda	CHI/HOU/OAK	115
Matt Stover	CLE/BAL/IND	106

### PLAYOFF SCORING STREAK

Gostkowski has now kicked at least one point in 28 straight postseason games, second all-time in NFL postseason history.

### MOST CONSECUTIVE GAMES SCORING/POSTSEASON

Player	Team(s)	Consec. Gms Scoring
Adam Vinatieri	NE/IND	32
Stephen Gostkowski	New England	28
David Akers	PHI/SF	24

### GOSTKOWSKI TIES SUPER RECORD

Gostkowski kicked two field goals in Super Bowl LIII and now is tied with Adam Vinatieri for the most field goals in Super Bowl history with seven.

### GOSTKOWSKI PILING ON

Gostkowski has now played in 28 playoff games. Only Tom Brady (40), Adam Vinatieri (32) and Jerry Rice (29), have appeared in more postseason games.

### MOST GAMES PLAYED IN NFL POSTSEASON HISTORY

Player	Team(s)	Games Played
Tom Brady	New England	40
Adam Vinatieri	NE/IND	32
Jerry Rice	SF/OAK/SEA	29
Stephen Gostkowski	New England	28
D.D. Lewis	Dallas	27
Peyton Manning	IND/DEN	27
Larry Cole	Dallas	26
Bill Romanowski	SF/PHIL/DEN/Oak	26

### GOSTKOWSKI PLAYED IN SIXTH SUPER BOWL

By appearing in Super Bowl LIII, Gostkowski played in his sixth Super Bowl. He tied Mike Lodish (four with Buffalo and two with Denver) for the second-most Super Bowls played, behind the nine by Tom Brady.

### GOSTKOWSKI THIRD IN SUPER BOWL POINTS

Gostkowski scored nine points to push his total to 33 Super Bowl points, the third-most in Super Bowl history.

### SUPER BOWL ALL-TIME LEADING SCORERS

Player	Points
Jerry Rice	48
Adam Vinatieri	34
Stephen Gostkowski	33
Emmitt Smith	30
James White	26



# PATRIOTS REFERENCE NOTES

## NINE STRAIGHT 11-WIN SEASONS

The Patriots have won 11 games 20 times in team history, including a current streak of and NFL-record nine consecutive years dating back to 2010. The Patriots have had 11 or more wins 16 times in Robert Kraft's 25 seasons of ownership after having only four 11-win seasons prior to Kraft purchasing the team (1976, 78, 85-86).

### MOST 11-WIN SEASONS SINCE 1970 MERGER

Team	11+ Win Seasons
New England.....	20
Dallas.....	17
Pittsburgh.....	17
Denver.....	15
San Francisco.....	15

### MOST CONSECUTIVE 11-WIN SEASONS

Team	Years	Consec. Seasons w/11+ Wins
New England .....	2010-18 .....	9
Indianapolis.....	2003-09 .....	7
Dallas.....	1976-81 .....	6
San Francisco.....	1994-98 .....	5

## DIVISIONAL DOMINANCE

The Patriots have the highest winning percentage vs. division opponents from November until the end of the season since 2002.

### TOP LATE-SEASON WINNING PERCENTAGE VS. DIVISION OPPONENTS SINCE 2002

Team	W	L	T	Pct.
New England	45	13	0	.776
Indianapolis	45	16	0	.738
Pittsburgh	47	18	0	.723
Green Bay	41	22	1	.648
Seattle	38	21	0	.644

## TOP-10 OFFENSE

Since the 1970 merger, the Patriots offense has finished in the top 10 a total of 23 times, including 13 times under Bill Belichick. The 2018 Patriots finished 5th in the NFL with 393.4 yards per game.

### TOP-10 OFFENSE UNDER BILL BELICHICK

Year	Rank	Yards per Game
2018 .....	5 .....	393.4
2017 .....	1 .....	394.2
2016 .....	4 .....	386.3
2015 .....	6 .....	374.4
2013 .....	7 .....	384.5
2012 .....	1 .....	427.9
2011 .....	2 .....	428.0
2010 .....	8 .....	363.8
2009 .....	3 .....	397.3
2008 .....	5 .....	365.4
2007 .....	1 .....	411.3
2005 .....	7 .....	352.0
2004 .....	7 .....	411.3

## TOP OFFENSE

The Patriots had finished in the top 10 in offense for seven straight seasons (2007-13), second only to the 11 straight by New Orleans (2006-16). The NFL record for the most consecutive seasons finishing with a top-10 offense since the merger in 1970 is the San Francisco 49ers with 15 (1982-96).

## FORCING THE ISSUE

The Patriots lead the NFL with a plus-210 turnover margin since the 1994 season.

### NFL TURNOVER MARGIN SINCE 1994

New England.....	+210
Kansas City .....	+149
Green Bay .....	+101

## STRONG IN THE SECOND HALF

Since 2001, the Patriots have done a remarkable job of finishing the season strong, compiling an NFL-best 112-31 (.783) record in games on or after Thanksgiving.

### PATRIOTS BEFORE AND AFTER THANKSGIVING SINCE 2001

Season	Pre-Thanksgiving	Post-Thanksgiving	Overall
2001	5-5 (.500)	9-0 (1.000)	14-5*
2002	6-5 (.545)	3-2 (.600)^	9-7
2003	9-2 (.818)	8-0 (1.000)	17-2*
2004	9-1 (.900)	8-1 (.889)	17-2*
2005	6-4 (.600)	5-3 (.625)	11-7*
2006	7-3 (.700)	7-2 (.777)	14-5*
2007	10-0 (1.000)	8-1 (.889)	18-1*
2008	7-4 (.636)	4-1 (.800)	11-5
2009	7-3 (.700)	3-4 (.429)	10-7*
2010	8-2 (.800)	6-1 (.857)^	14-3*
2011	7-3 (.700)	8-1 (.889)	15-4*
2012	7-3 (.700)	6-2 (.750)^	13-5*
2013	8-3 (.727)	5-2 (.833)	13-5*
2014	9-2 (.818)	6-2 (.750)	15-4*
2015	10-0 (1.000)	3-5 (.375)	13-5*
2016	8-2 (.800)	9-0 (1.000)	17-2*
2017	8-2 (.800)	7-2 (.777)	15-4*
2018	7-3 (.700)	7-2 (.778)	14-5*
2019	4-0 (1.000)	??	??
<b>Totals</b>	<b>142-47 (.751)</b>	<b>112-31 (.783)</b>	<b>250-78</b>

\*Includes playoffs ^Includes games played on Thanksgiving

### BEST RECORDS ON OR AFTER THANKSGIVING SINCE 2001 (INCLUDING PLAYOFFS)

Team	W	L	T	Pct.
New England	112	31	0	.783
Pittsburgh	87	42	0	.674
Green Bay	78	50	0	.609
Indianapolis	76	49	0	.608
Seattle	77	51	0	.602

# Gillette STADIUM

## SHARP AT GILLETTE

The Patriots concluded a 20-game home winning streak with a 20-16 win over Dallas on Oct. 16, 2011. It was the longest home win streak in team history. The Patriots own an overall record of 117-21 (.848) at Gillette Stadium in regular season games. The NFL record for most consecutive home victories is 27, achieved by Miami from 1971-74.

### HIGHEST HOME WINNING PERCENTAGE SINCE 1970 (MINIMUM 25 GAMES)

Team	Stadium	W-L-T	Win Pct.
New England	Gillette Stadium	117-21-0	.848
Miami	Orange Bowl	101-22-1	.819
Minnesota	Metropolitan Stadium	64-23-1	.733
Pittsburgh	Heinz Field	105-40-1	.723
Pittsburgh	Three Rivers Stadium	169-67-0	.716
Seattle	Century Link	96-42-0	.696

### LONGEST HOME WINNING STREAK/PATRIOTS HISTORY (REGULAR SEASON ONLY)

Streak	First Win	Last Win
20 .....	Dec. 21, 2008 .....	Oct. 16, 2011
18 .....	Dec. 29, 2002 .....	Sept. 8, 2005
16 .....	Dec. 30, 2012 .....	Dec. 28, 2014
<b>15 .....</b>	<b>Oct. 22, 2017 .....</b>	<b>Present</b>
12 .....	Nov. 26, 2006 .....	Sept. 7, 2008
10 .....	Sept. 18, 1976 .....	Oct. 30, 1977



## BEND DON'T BREAK

During the past 18 seasons, the Patriots defense has consistently ranked higher in points allowed than in yards allowed. The only exceptions came in 2004 and 2015.

### PATRIOTS DEFENSIVE RANKINGS SINCE 2000

Year	Avg. Points Allowed	Avg. Yds Allowed
2018.....	20.3 (7)	359.1 (21)
2017.....	18.5 (5)	366.0 (29)
2016.....	15.6 (1)	326.4 (8)
2015.....	19.7 (10)	339.4 (9)
2014.....	19.5 (8)	344.1 (13)
2013.....	21.1 (10)	373.1 (26)
2012.....	20.7 (9t)	373.3 (25)
2011.....	21.4 (15)	411.1 (31)
2010.....	19.6 (8)	365.5 (25)
2009.....	17.8 (5)	320.2 (11)
2008.....	19.3 (8)	309.0 (10)
2007.....	17.1 (4)	288.3 (4)
2006.....	14.8 (2)	294.4 (6)
2005.....	21.1 (17)	330.2 (26)
2004.....	16.3 (2t)	310.6 (9)
2003.....	14.9 (1)	291.6 (7)
2002.....	21.6 (17)	336.1 (23)
2001.....	17.0 (6)	334.5 (24)
2000.....	21.1 (17)	334.6 (20)

## IN A RUSH FOR THE END ZONE

Since 2003, the Patriots are the only team to average at least one rushing touchdown per game. The Patriots have 283 rushing touchdowns in 260 games.

### RUSHING TOUCHDOWNS SINCE 2003 (REGULAR SEASON ONLY)

Team	Rush TDs since 2003
New England.....	283
Kansas City.....	258
New Orleans.....	253
Carolina.....	248
Minnesota.....	245

## HISTORIC SCORING CLIP

The Patriots had a historic scoring output over a three-game span in October and November 2014. New England tied a team record by scoring 40 or more points in three consecutive games from Oct. 26 to Nov. 16. The Patriots also scored 40 or more in three straight games in 2007. The Patriots have scored 40 or more points 62 times in team history, including 35 times since Bill Belichick became head coach in 2000, and 19 times since 2010.

## MOST CONSECUTIVE GAMES WITH 40+ POINTS IN PATRIOTS HISTORY

Gm	Year	Game 1	Game 2	Game 3
3	2014	10/26/14 (51-23 v. CHI)	11/02/14 (43-21 v. DEN)	11/16/14 (42-20 @ IND)
3	2007	10/14/07 (48-27 @ DAL)	10/21/07 (49-28 @ MIA)	10/28/07 (52-7 v. WAS)
2	1962	09/21/62 (41-16 v. DEN)	10/06/62 (43-14 @ NYT)	
2	2002	09/15/02 (44-7 @ NYJ)	09/22/02 (41-38 v. KC)	
2	2008	12/14/08 (49-26 @ OAK)	12/21/08 (47-7 v. ARZ)	
2	2010	11/25/10 (45-24 @ DET)	12/06/10 (45-3 v. NYJ)	
2	2012	11/18/12 (59-24 v. IND)	11/22/12 (49-19 @ NYJ)	
2	2015	09/20/15 (40-32 @ BUF)	09/27/15 (51-17 vs. JACK)	

## SCORING FLURRY

The Patriots scored three touchdowns in a 57-second span during the final two minutes of the first half against Chicago on Oct. 26, 2014, turning a 17-7 lead into a 38-7 cushion. It was the fastest three-touchdown flurry in the NFL since the Patriots had three touchdowns in 52 seconds against the New York Jets on Nov. 22, 2012. The Patriots are one of three teams to score three touchdowns in under a minute since the 1970 merger, and are the only team to have achieved the feat twice.

## NFL TEAMS TO SCORE THREE TDS IN LESS THAN ONE MINUTE

Team	Opponent	Date
New England.....	Chicago.....	10/26/14
New England.....	N.Y. Jets.....	11/22/12
Seattle.....	Minnesota.....	09/29/02
Atlanta.....	Carolina.....	10/04/98

## HOW THE PATRIOTS SCORED THREE TOUCHDOWNS IN 57 SECONDS:

- Rob Gronkowski caught a 2-yard touchdown pass from Tom Brady with 1:57 left in the first half to make the score 24-7 and cap off a 10-play, 80-yard drive.
- After the Patriots defense forced a three-and-out, a 42-yard Julian Edelman punt return gave New England possession at the Chicago 9-yard line, and Brady found Brandon LaFell for a 9-yard touchdown on the next play to give the Patriots a 31-7 lead with 1:07 left in the first half.
- On the Bears first play following the LaFell touchdown, Zach Moore forced a Jay Cutler fumble that was recovered by Rob Ninkovich and returned for a 15-yard touchdown that gave the Patriots a 38-7 Patriots lead with 55 seconds left in the first half.

## A COMEBACK FOR THE AGES

The Patriots came back from a 24-point deficit to defeat the Broncos, 34-31, in overtime in a Sunday Night Football matchup on Nov. 24, 2013, marking the largest regular-season comeback win in team history, after trailing 24-0 at halftime.

New England's previous best comeback win was from a 23-0 deficit to win, 38-23, vs. Seattle (09/16/84). The Patriots also came back from 22 points down to win at the New York Giants, 23-22 (12/21/96). The Patriots have come from 21 points down to win four times, most recently vs. Buffalo (01/01/12).



# **PATRIOTS** PLAYOFF NOTES

## ALL-TIME PLAYOFF RESULTS

The Patriots have compiled a 37-20 record in their 57 playoff games and their .649 playoff winning percentage is the best in NFL history among teams that have played at least 15 playoff games.

### PATRIOTS PLAYOFF RECORD BY ROUND

Round	Record
First Round*	0-1
Wild Card Round	4-3
Divisional Round	16-6
AFC Championship	11-4
AFL Championship	0-1
Super Bowl	6-5
Total	37-20

\*1982 Strike Season

### ALL-TIME BEST NFL PLAYOFF RECORDS (MINIMUM 15 POSTSEASON GAMES)

Team	Wins	Losses	Win Pct.
New England	37	20	.649
Baltimore	15	9	.625
Green Bay	34	22	.607
San Francisco	30	20	.600
Pittsburgh	36	25	.590
OAK/L.A. Raiders	25	19	.568
Dallas	35	28	.556

### MOST POSTSEASON WINS ALL-TIME

Team	Wins
New England Patriots	37
Pittsburgh Steelers	36
Dallas Cowboys	35
Green Bay Packers	34
San Francisco 49ers	30
Oakland Raiders	25

## PATRIOTS IN THE PLAYOFFS

The Patriots have qualified for the playoffs 26 times in their 59-year history. Twenty of those playoff berths have come in the 25 seasons since Robert Kraft purchased the team in 1994, a dramatic contrast to the six total playoff berths the team earned in its first 34 years of existence. The Patriots have won 21 division crowns, including 16 in the last 18 seasons, and 18 of which have come since Robert Kraft's purchase in 1994.

### PATRIOTS PLAYOFF SEASONS (26)

Year	How Qualified	Seed	Rec.	Result
2018	Division Champions	2	3-0	Super Bowl Champions
2017	Division Champions	1	2-1	AFC Champions
2016	Division Champions	1	3-0	Super Bowl Champions
2015	Division Champions	2	1-1	AFC Championship Game
2014	Division Champions	1	3-0	Super Bowl Champions
2013	Division Champions	2	1-1	AFC Championship Game
2012	Division Champions	2	1-1	AFC Championship Game
2011	Division Champions	1	2-1	AFC Champions
2010	Division Champions	1	0-1	AFC Divisional Round
2009	Division Champions	3	0-1	Wild Card Round
2007	Division Champions	1	2-1	AFC Champions
2006	Division Champions	4	2-1	AFC Championship Game
2005	Division Champions	4	1-1	AFC Divisional Round
2004	Division Champions	2	3-0	Super Bowl Champions
2003	Division Champions	1	3-0	Super Bowl Champions
2001	Division Champions	2	3-0	Super Bowl Champions
1998	Wild Card	6	0-1	Wild Card Round
1997	Division Champions	3	1-1	AFC Divisional Round
1996	Division Champions	2	2-1	AFC Champions
1994	Wild Card	5	0-1	Wild Card Round
1986	Division Champions	3	0-1	AFC Divisional Round
1985	Wild Card	5	3-1	AFC Champions
1982*	16-Team Format	7	0-1	First Round
1978	Division Champions	2	0-1	AFC Divisional Round
1976	Wild Card	4	0-1	AFC Divisional Round
1963	Division Champions	--	1-1	AFL Championship Game

\*Strike Year | Bold indicates Kraft era

37-20 Record

## PLAYOFF BERTHS UNDER KRAFT

New England has qualified for the playoffs 26 times in its 59-year history. The Patriots have earned 20 of those playoff berths in the 25 seasons since Robert Kraft purchased the team in 1994. New England has won 21 division crowns overall (20 AFC East crowns) and has qualified as a Wild Card team on four occasions (1998, 1994, 1985 and 1976).

The Patriots also qualified for the playoffs in 1982 as part of a 16-team tournament following a players' strike.



## ANNUAL ACHIEVEMENT

The Patriots won more than half of their games for the 18th straight year in 2018. They are the first team to win more than half of their games in 18 straight seasons since free agency began in 1993.

The Patriots are also the first team to win more than half of their games in 18 straight seasons since the 1970 AFL-NFL merger, moving past the 49ers (16 straight from 1983-98) and the Cowboys (16 straight from 1970-85).

The Patriots have now won nine or more games in 22 of the 25 seasons Robert Kraft has owned the team.

### MOST CONSECUTIVE WINNING SEASONS (SINCE 1970 NFL MERGER)

Team	Years	Winning Seasons
New England	2001-18	18
San Francisco	1983-98	16
Dallas	1970-85	16
Oakland	1970-80	11

### MOST CONSECUTIVE WINNING SEASONS ALL-TIME

Team	Years	Winning Seasons
Dallas	1966-85	20
New England	2001-18	18
San Francisco	1983-98	16
Oakland	1965-80	16
Chicago	1930-44	15
Green Bay	1934-47	14
Cleveland	1957-69	13

## CONTINUED ADVANCEMENT

### TEAMS TO WIN AT LEAST ONE PLAYOFF GAME IN CONSECUTIVE SEASONS

Team	Years	Consec. Seasons	Wins
New England	2011-18	8	16
Dallas	1991-96	6	12
New England	2003-07	5	11
Seattle	2012-16	5	8
Baltimore	2008-12	5	9
Philadelphia	2000-04	5	7
Green Bay	1993-97	5	9
Oakland	1973-77	5	7

## 2018 AFC EAST CHAMPIONS

The New England Patriots claimed the AFC East Division title for the 10th consecutive season and for the 18th time under Robert Kraft in 2018. New England joined the Atlanta Braves as the only franchises from the NFL, NBA, MLB or NHL to win at least 10 straight division titles. Atlanta won 14 consecutive division championships from 1991-2005.

### DIVISION CHAMPIONSHIPS SINCE 1994

New England	18
Pittsburgh	13
Green Bay	12
Indianapolis	10



# PATRIOTS PLAYOFF NOTES

## PLAYOFF TRENDS SINCE 1970

### PATRIOTS PLAYOFF TRENDS (SINCE 1970 NFL MERGER)

<i>All-Time (36-19)</i>	<i>Record</i>
vs. AFC.....	30-14
vs. NFC.....	6-5
Home.....	23-4
Away.....	7-10
Leading at Halftime.....	27-4
Trailing at Halftime.....	6-13
Tied at Halftime.....	3-2
Leading After 3 Quarters.....	26-4
Tied After 3 Quarters.....	4-0
Trailing After 3 Quarters.....	6-15
Decided by 7 Points or Fewer.....	15-9
Decided by 3 Points or Fewer.....	7-4
When Scoring First.....	27-7
When Not Scoring First.....	9-12
Positive Turnover Ratio.....	22-1
Even Turnover Ratio.....	6-5
Negative Turnover Ratio.....	8-13
Winning or Even Penalty Ratio.....	27-4
Losing Penalty Ratio.....	9-15
With a 100-Yard Rusher.....	11-0
Without a 100-Yard Rusher.....	24-19
With a 100-Yard Receiver.....	19-8
Without a 100-Yard Receiver.....	17-11
When Allowing a 100-Yard Rusher.....	4-5
When Not Allowing a 100-Yard Rusher.....	32-14
When Allowing a 100-Yard Receiver.....	9-8
When Not Allowing a 100-Yard Receiver.....	27-11
With a 300-Yard Passer.....	12-4
Without a 300-Yard Passer.....	24-15
Allowing a 300-Yard Passer.....	8-3
Not Allowing a 300-Yard Passer.....	28-16

## MOST PLAYOFF WINS IN A DECADE

The Patriots have won 16 playoff games so far this decade to set a new record for the most playoff victories by any NFL team in a decade.

### MOST PLAYOFF VICTORIES IN A DECADE

<i>Team</i>	<i>Decade</i>	<i>Playoff Wins</i>	<i>Championships</i>
New England	2010-present	16	2014, 16, 18
New England	2000s	14	2001, 03, 04
Dallas	1970s	14	1971, 77
Pittsburgh	1970s	14	1974-75, 1978-79
San Francisco	1980s	13	1981, 84, 1988-89
Dallas	1990s	12	1992-93, 95
Washington	1980s	11	1982, 87
Buffalo	1990s	10	--
Philadelphia	2000s	10	-
Pittsburgh	2000s	10	2005, 08

## SUSTAINED PLAYOFF SUCCESS

The Patriots have won 12 playoff games from 2014-present, the NFL's highest playoff victory total over a five-season span.

### MOST PLAYOFF VICTORIES IN A FIVE-YEAR SPAN

<i>Team</i>	<i>5-Year Span</i>	<i>Playoff Wins</i>	<i>SB Wins</i>
New England	2014-present	12	3
New England	2003-07	11	2
Dallas	1991-95	11	3
Dallas	1992-96	11	3
New England	2013-17	10	2
New England	2001-05	10	3
Pittsburgh	1974-78	10	3
Pittsburgh	1975-79	10	3

## PATS REACH 50 PLAYOFF GAMES

The Patriots are one of five NFL teams with 50 postseason games.

### MOST POSTSEASON GAMES PLAYED

<i>Team</i>	<i>Games Played</i>
Dallas.....	63
Pittsburgh.....	61
<b>New England.....</b>	<b>57</b>
Green Bay.....	56
San Francisco.....	50

## PATRIOTS AT HOME IN THE PLAYOFFS

The Patriots are 23-4 (.852) at home in the playoffs in their history. Twenty-six of the franchise's 27 home playoff games have taken place since Robert Kraft purchased the team 25 years ago. After Kraft bought the team, the Patriots won 11 consecutive home playoff games before experiencing a home loss.

### PATRIOTS AT HOME IN THE PLAYOFFS (23-4)

<i>Date</i>	<i>Round</i>	<i>Opponent</i>	<i>W/L</i>	<i>Score</i>
01/13/19	AFC Divisional	L.A. Chargers	W	41-28
01/21/18	AFC Championship	Jacksonville	W	24-20
01/13/18	AFC Divisional	Tennessee	W	35-14
01/22/17	AFC Championship	Pittsburgh	W	36-17
01/14/17	AFC Divisional	Houston	W	34-16
01/16/16	AFC Divisional	Kansas City	W	27-20
01/18/15	AFC Championship	Indianapolis	W	45-7
01/10/15	AFC Divisional	Baltimore	W	35-31
01/11/14	AFC Divisional	Indianapolis	W	43-22
01/20/13	AFC Championship	Baltimore	L	13-28
01/13/13	AFC Divisional	Houston	W	41-28
01/22/12	AFC Championship	Baltimore	W	23-20
01/14/12	AFC Divisional	Denver	W	45-10
01/16/11	AFC Divisional	N.Y. Jets	L	21-28
01/10/10	AFC Wild Card	Baltimore	L	14-33
01/20/08	AFC Championship	San Diego	W	21-12
01/12/08	AFC Divisional	Jacksonville	W	31-20
01/07/07	AFC Wild Card	N.Y. Jets	W	37-16
01/07/06	AFC Wild Card	Jacksonville	W	28-3
01/16/05	AFC Divisional	Indianapolis	W	20-3
01/18/04	AFC Championship	Indianapolis	W	24-14
01/10/04	AFC Divisional	Tennessee	W	17-14
01/19/02	AFC Divisional	Oakland	W	16-13 (OT)
12/28/97	AFC Wild Card	Miami	W	17-3
01/12/97	AFC Championship	Jacksonville	W	20-6
01/05/97	AFC Divisional	Pittsburgh	W	28-3
12/31/78	AFC Divisional	Houston	L	14-31

## HOME DOMINANCE

The Patriots have a 23-4 (.852) all-time record in home playoff games. The Patriots .852 winning percentage at home in the post-season is first among teams with at least 15 home playoff games and their 23 wins are the most. The Patriots are one of four teams with at least 20 wins at home. Pittsburgh and Dallas have 21 home wins in the postseason, followed by San Francisco (20).

### BEST HOME PLAYOFF RECORDS

<i>Team</i>	<i>Record</i>	<i>Win Pct.</i>
<b>New England.....</b>	<b>23-4.....</b>	<b>.852</b>
Oakland.....	19-5.....	.792
Green Bay.....	18-5.....	.783
Denver.....	17-5.....	.773
Washington.....	13-5.....	.722
Dallas.....	21-9.....	.700
San Francisco.....	20-9.....	.690

## CONSECUTIVE PLAYOFF SEASONS

The Patriots have made the playoffs in 10 straight seasons (2009-18), setting an NFL record for most consecutive seasons reaching the postseason.

## MOST CONSECUTIVE PLAYOFF SEASONS IN NFL HISTORY

Team	Consec. Playoff Seasons (Years)
New England.....	10 (2009-18)
Dallas .....	9 (1975-83)
Indianapolis.....	9 (2002-10)
Green Bay .....	8 (2009-16)
Pittsburgh .....	8 (1972-79)
L.A. Rams.....	8 (1973-80)
Dallas .....	8 (1966-73)

## EIGHT STRAIGHT AFC CHAMP. GAMES

The Patriots advanced to the AFC Championship for the eighth straight season in 2018, the most consecutive conference title appearances by an NFL team in history.

## MOST CONSECUTIVE CONFERENCE CHAMPIONSHIP GAME APPEARANCES SINCE 1970 MERGER

Team	Years	Results
New England .....	(8) 2011-18	(5-3) W, L, L, W, L, W, W, W
Oakland .....	(5) 1973-77	(1-4) L, L, L, W, L
Philadelphia .....	(4) 2001-04	(1-3) L, L, L, W
Buffalo Bills .....	(4) 1990-93	(4-0) W, W, W, W
Dallas.....	(4) 1970-73	(2-2) W, W, L, L
Dallas.....	(4) 1992-95	(3-1) W, W, L, W
San Francisco.....	(3) 2011-13	(1-2) L, W, L
Dallas.....	(3) 1980-82	(0-3) L, L, L
Green Bay .....	(3) 1995-97	(2-1) L, W, W
Miami.....	(3) 1971-73	(3-0) W, W, W
Pittsburgh.....	(3) 1974-76	(2-1) W, W, L
San Francisco.....	(3) 1992-94	(1-2) L, L, W
San Francisco.....	(3) 1988-90	(2-1) W, W, L
St. Louis .....	(3) 1974-76	(0-3) L, L, L

## PATRIOTS EARN ANOTHER BYE

The Patriots secured a first round playoff bye in 2018 for the 13th time since 2001 — a feat unmatched by any team in the NFL in the last 18 years.

## MOST PLAYOFF BYES SINCE 2001

Team	Playoff Byes
New England .....	13
Denver .....	5
Pittsburgh .....	5
Atlanta.....	4
Chicago.....	4
Philadelphia.....	4

## MOST BYES SINCE 1990

The Patriots earned a first-round bye in the 2018 NFL playoffs and lead the NFL with 14 first-round byes since the current NFL playoff format was instituted in 1990. The Patriots earned a first-round bye for the ninth consecutive season, becoming the first team in NFL history to do so. Dallas and San Francisco earned four straight byes from 1992-95 and Denver had four straight from 2012-15.

## MOST BYES SINCE 1990

Team	Playoff Byes
New England .....	14
Pittsburgh .....	9
Denver .....	8
San Francisco.....	8

## TITLE TOWN

The Patriots extended their mark to 10 straight division titles in 2018. They join the Atlanta Braves (14) as the only franchises from the NFL, NBA, MLB or NHL to win at least 10 straight division titles. The New York Yankees (1998-06), Colorado Avalanche (1995-03), L.A. Lakers (1982-90) and Boston Celtics (1957-65) are the teams from the other major four sports that have streaks of nine straight titles.

## MOST CONSECUTIVE DIVISION TITLES

Team	Division	Titles	Years
New England	AFC East	10	2009-18
L.A. Rams	NFC West	7	1973-79
Pittsburgh	AFC Central	6	1974-79
Minnesota	NFC Central	6	1973-78
Dallas	NFL Capitol/NFC East	6	1966-71
Cleveland	American/Eastern Conf.	6	1950-55
New England	AFC East	5	2003-07
Denver	AFC West	5	2011-15
Indianapolis	AFC South	5	2003-07
Dallas	NFC East	5	1992-96
San Francisco	NFC West	5	1986-90
Chicago	NFC Central	5	1984-88
Oakland	AFC West	5	1972-76

The Patriots have won the AFC East for 10 straight seasons, besting the five straight the team won from 2003-07 for the longest streak in AFC East division history. The Patriots have won 16 of the last 18 division crowns. The Patriots have won 18 division titles in the 25 seasons since Robert Kraft bought the team in 1994.

## MOST CONSECUTIVE AFC EAST TITLES

Team	Streak	Years
New England .....	10	2009-18
New England .....	5	2003-07
Buffalo .....	4	1988-91
Miami .....	4	1981, 83-85*
Miami .....	4	1971-74
Baltimore Colts.....	3	1975-77
Buffalo Bills .....	3	1964-66@

\*Due to 1982 strike, the NFL played just a nine-game season and the standings were not divided into divisions that season.

@AFL

## ALL-TIME SUPER BOWL BERTHS

The Patriots advanced to their 11th Super Bowl with a win over Kansas City in the 2018 AFC Championship Game, a total that is the most in NFL history.

## MOST SUPER BOWL APPEARANCES

Team	Super Bowls
New England .....	11
Dallas .....	8
Denver .....	8
Pittsburgh Steelers.....	8
San Francisco 49ers .....	6
GB, NYG, OAK, WAS, MIA.....	5

## WINNING TANDEM

Bill Belichick and Tom Brady are the winningest coach and quarterback tandem in the postseason and continued to build on their success in 2018.

## MOST POSTSEASON APPEARANCES

QB/HC	Playoff Wins
Bill Belichick/Tom Brady.....	30
Chuck Noll/Terry Bradshaw .....	14
Tom Landry/Roger Staubach .....	11

# PATRIOTS FOOTBALL NETWORK

The Patriots Football Network (PFN) is the full portfolio of media offerings from the six-time Super Bowl Champion New England Patriots. PFN provides Patriots content produced both in-house and with media partners spanning print, television, radio and the Internet.

## PATRIOTS ALL ACCESS

The Emmy Award-winning "Patriots All-Access" airs weekly throughout the season on WBZ-TV Channel 4 in Boston and regional affiliates in Hartford, Providence, Springfield, Burlington, Portland and Bangor. "Patriots All-Access" features exclusive behind-the-scenes access and in-depth weekly features on Patriots players and personnel. Hosted by WBZ's Steve Burton, the show features weekly sit-downs with Bill Belichick including the popular "Belestrator" segment where the coach breaks down upcoming opponents with Scott Zolak.

"Patriots All-Access" airs Fridays from 7-8 p.m. on **WBZ-TV** and Sunday from 9-10 a.m. on **myTV38** in Boston. **Check local listings for airtime.**

## PATRIOTS THIS WEEK

Insider information. Passionate debate. Timely analysis. That's what "Patriots This Week" delivers. The show, hosted by Bob Socci with former Patriots Scott Zolak and Matt Chatham, is a fast-paced, half-hour of football talk. From breaking down the previous contest to game planning the next opponent, there's no better way to get ready for football than "Patriots This Week" — every Friday night at 10:30 p.m. on NBC Sports Boston.

## PATRIOTS.COM

### NEWS

Patriots.com features daily updates and exclusive content from the writers of Patriots Football Weekly, offering everything from breaking news to player features and the popular "Unfiltered Q&A" postings.

### VIDEO

The Patriots offer video ready for any device with a screen. Live video includes every Coach Belichick and Tom Brady press conferences, the Dunkin' Donuts pregame and postgame shows and other events such as special episodes of Patriots All-Access and the Patriots Hall of Fame induction ceremony. On demand video ranges from daily news updates, special features, player interviews, game highlights and Patriots Cheerleaders. Video offerings also include exclusive content such as postgame locker room celebrations and "Belichick Breakdowns" where coach gives his unique insight into opponents and plays.

### AUDIO

Live, original radio shows and on demand podcasts produced from the studios at Gillette Stadium are available on Patriots.com, the Patriots app, TuneIn Radio, iTunes and other podcast platforms. The line-up includes "Patriots Unfiltered," the team's flagship show featuring the writers from Patriots.com and "Patriots Playbook" with John Rooke. New for 2019 - "Patriots Off Topic" is a weekly podcast hosted by Lifestyle editor Angelique Fiske and Patriots social media editor Mackenzie Knoop, covering all things Patriots off the field, in the community and on social media.

Additional audio content includes every press conference and conference call, player interviews, Training Camp-cast, Patriots Roster Report, Patriots Prospect Reports and special live NFL Draft shows. Wherever there's a speaker, there's Patriots audio, anytime, anywhere. Check Patriots.com for in-season and out-of-season schedules.

### PHOTOS

The Patriots in-house photographers produce the largest selection of Patriots game action and behind-the-scenes photos in the world. Hundreds of player and cheerleader galleries will keep you clicking!

### PATRIOTS SOCIAL MEDIA

The Patriots social media channels bring the fans closer to the team with unmatched behind-the-scenes access. From press releases and roster transactions to action photos and exclusive videos, the Patriots social media accounts are a must follow for all Patriots fans. The Patriots are active on multiple platforms, providing on-field statistics and milestones, off-the-field lifestyle content as well as information, news and updates. Follow the team's official accounts: Facebook (NewEnglandPatriots), Twitter (@patriots), Instagram (@patriots), Snapchat ('patriots'), YouTube (patriots), Google+ (+patriots) and Pinterest (patriots).

## PATRIOTS MONDAY ON WEEI

WEEI Sports Radio broadcasts Patriots Monday each week, offering fans unique insight and analysis from Coach Belichick and Tom Brady in addition to other Patriots players. WEEI will broadcast Patriots Monday each week, kicking off with The Greg Hill Show at 6 a.m.

## PATRIOTS FRIDAY ON WEEI

WEEI also broadcasts Patriots Friday each week, offering fans a look ahead at the weekend's game, match ups and rivalries. Various Patriots players will be featured on air. WEEI will broadcast Patriots Fridays each week throughout the season with Greg Hill from the Hill-Man Morning Radio Show.

## 98.5 THE SPORTS HUB PATRIOTS RADIO NETWORK



### FLAGSHIP STATION OF THE NEW ENGLAND PATRIOTS

98.5 The Sports Hub is the Patriots flagship station, broadcasting every Patriots game across its radio network and featuring broadcasting duo Bob Socci and Scott Zolak. Three hours prior to kickoff, during halftime and after the game, Marc Bertrand and Chris Gasper will be serving up all the timely news and notes, while Jim Murray will join Bertrand for the postgame news, including live sound from the postgame press conferences.

### FLAGSHIP STATION

**WBZ-FM Boston 98.5 FM**

### MASSACHUSETTS

WBZ-FM Boston 98.5 FM

WAQY Springfield 102.1 FM

WBEC Pittsfield 1420 AM

WPKZ Fitchburg 1280 AM

WNAW North Adams 1230 AM

WBSM New Bedford 1420 AM

WPVQ Greenfield 95.3 FM

WSAR Fall River 1480 AM

WWFX Worcester 100.1 FM

WXTK Hyannis 95.1 FM

WMRC Milford 1031 FM/1490 AM

WBOQ Gloucester 104.9 FM

### MAINE

WBLM Portland 102.9 FM

WEBB Augusta 98.5 FM

WEZQ Bangor 92.9 FM

WOZI Presque Isle 1390 AM

### CONNECTICUT

WTIC Hartford 1080 AM

WINY Putnam 1350 AM

WMOS New London 102.3 FM

WGCH Greenwich 1490 AM

WINE Brookfield 940 AM

### NEW HAMPSHIRE

WFNQ Nashua 106.3 FM

WPKQ North Conway 103.7 FM

WSAK Hampton 102.1 FM

WSHK Portsmouth/Dover 105.3 FM

WNNH Concord 99.1 FM

WLNH Laconia 98.3 FM

WEMJ Laconia 107.3 FM/1490 AM

WINQ Keene 98.7 FM

WXXK Lebanon 100.5 FM

### VERMONT

WCPV Burlington 101.3 FM

WDVT Rutland 94.5 FM

WIKI Newport 1490 AM

WKVT Brattleboro 92.7 FM

WRFK Barre/Montpelier 107.1 FM

WSTJ St. Johnsbury 1340 AM

### RHODE ISLAND

WPRO Providence 630 AM

WEAN Providence 99.7 FM

### NEW YORK

WHTK Rochester 1280 AM





# WINNINGEST PRO SPORTS TEAMS SINCE 1994

## PATRIOTS ARE WINNINGEST PRO SPORTS FRANCHISE SINCE 1994

Since the 1994 season, the Patriots have won 70.0 percent of their regular season games (283-121), which is the highest winning percentage in major American professional sports over that period. Since 1994, there have been 145 franchises that have fielded teams in the five major American sports leagues (NFL, MLB, NBA, NHL and MLS) and completed more than two full seasons of competition.

## HIGHEST WINNING PERCENTAGE IN MAJOR AMERICAN PROFESSIONAL SPORTS, 1994-PRESENT

(Regular Season – Includes National Football League, Major League Baseball, National Basketball Association, National Hockey League and Major League Soccer)

Records updated through games of September 30, 2019

Rk.	Records since 1994	Lg.	W	L	T/OTL	PCT.
<b>1</b>	<b>New England Patriots</b>	<b>NFL</b>	<b>283</b>	<b>121</b>	<b>0</b>	<b>0.700</b>
2	San Antonio Spurs	NBA	1370	633	0	0.684
3	Pittsburgh Steelers	NFL	255	147	2	0.634
4	Detroit Red Wings	NHL	1058	573	269	0.628
5	Green Bay Packers	NFL	252	150	2	0.626
6	New York Yankees	MLB	2435	1706	0	0.588
7	Indianapolis Colts	NFL	237	167	0	0.587
8	Dallas Stars	NHL	982	666	252	0.583
9	Denver Broncos	NFL	235	169	0	0.582
10	Seattle Sounders FC	MLS	170	111	84	0.581
11	New Jersey Devils	NHL	975	668	257	0.581
12	Utah Jazz	NBA	1162	840	0	0.580
13	Philadelphia Flyers	NHL	946	654	287	0.577
14	St. Louis Blues	NHL	967	678	256	0.576
15	Houston Rockets	NBA	1152	850	0	0.575
16	Oklahoma City/Seattle Thunder	NBA	1151	851	0	0.575
17	Pittsburgh Penguins	NHL	977	694	228	0.575
18	Boston Bruins	NHL	951	669	280	0.574
19	Washington Capitals	NHL	960	692	243	0.571
20	Los Angeles Lakers	NBA	1142	860	0	0.570
21	San Jose Sharks	NHL	959	692	253	0.570
22	Colorado Avalanche/Quebec Nordiques	NHL	956	708	236	0.565
23	New York City FC	MLS	74	52	43	0.565
24	Miami Heat	NBA	1121	871	0	0.563
25	Nashville Predators	NHL	786	597	213	0.559
26	Philadelphia Eagles	NFL	222	176	1	0.558
27	Indiana Pacers	NBA	1111	890	0	0.555
28	Los Angeles Galaxy	MLS	344	260	159	0.555
29	Atlanta Braves	MLB	2299	1844	0	0.555
30	Boston Red Sox	MLB	2281	1865	0	0.550
31	Anaheim Ducks	NHL	911	725	264	0.549
32	Dallas Cowboys	NFL	221	183	0	0.547
33	Dallas Mavericks	NBA	1095	907	0	0.547
34	Minnesota Wild	NHL	689	556	197	0.546
35	Portland Trail Blazers	NBA	1093	909	0	0.546
36	Seattle Seahawks	NFL	220	183	1	0.546
37	Baltimore Ravens	NFL	202	169	1	0.544
38	Los Angeles Dodgers	MLB	2255	1891	0	0.544
39	Chicago Blackhawks	NHL	890	731	265	0.542
40	St. Louis Cardinals	MLB	2246	1897	0	0.542
41	Vancouver Canucks	NHL	895	740	258	0.541
42	Minnesota Vikings	NFL	218	184	14	0.541
43	Ottawa Senators	NHL	899	747	254	0.540
44	Kansas City Chiefs	NFL	218	186	0	0.540
45	Montreal Canadiens	NHL	897	748	255	0.539
46	New York Rangers	NHL	904	760	236	0.538
47	Cleveland Indians	MLB	2208	1933	0	0.533
48	Toronto Maple Leafs	NHL	885	768	247	0.531
49	Calgary Flames	NHL	868	781	251	0.523
50	Los Angeles Kings	NHL	859	777	264	0.522

**NOTES:** This analysis uses NFL rules when calculating winning percentage, counting ties as a half-win and a half-loss. For NHL teams, overtime losses (OTL) and ties from 2001-2004 (the NHL abolished ties in 2005-2006 and instituted a shootout system) are counted as ties when calculating winning percentage.

*\*The Miami Fusion were contracted following the 2001 MLS season.*

## HIGHEST WINNING PERCENTAGE AMONG BOSTON-AREA MAJOR PROFESSIONAL SPORTS TEAMS, 1994-PRESENT

(Rankings listed below are each team's overall ranking among the 145 major American pro sports teams that have completed more than two full seasons of competition)

Records updated through games of September 30, 2019

Rank	Team	Lg.	W	L	T/OTL	Pct.
<b>1</b>	<b>New England Patriots</b>	<b>NFL</b>	<b>283</b>	<b>121</b>	<b>0</b>	<b>0.700</b>
18	Boston Bruins	NHL	951	669	280	0.574
30	Boston Red Sox	MLB	2281	1865	0	0.550
62	Boston Celtics	NBA	1024	977	0	0.512
104	New England Revolution	MLS	284	319	161	0.477