




WEEKLY
RELEASE
WEEK 6



1970



2007
SUPER BOWL
XLII



2011
SUPER BOWL
XLVI



2019





NEW YORK
GIANTS AT PATRIOTS
OCT. 10, 2019 • GILLETTE STADIUM



FEEL THE PRIDE

NEW YORK GIANTS 2019 SCHEDULE

PRESEASON SCHEDULE

| DATE | OPPONENT | STADIUM | RESULT | NETWORK | RADIO |
|-------------------|----------------------|--------------------|---------|---|------------|
| Thursday, Aug. 8 | New York Jets | MetLife Stadium | W 31-22 |  | WFAN AM |
| Friday, Aug. 16 | Chicago Bears | MetLife Stadium | W 32-13 |  | WFAN AM |
| Thursday, Aug. 22 | Cincinnati Bengals | Paul Brown Stadium | W 25-23 |  | WFAN AM |
| Thursday, Aug. 29 | New England Patriots | Gillette Stadium | W 31-29 |  | WFAN FM/AM |

REGULAR SEASON SCHEDULE

| DATE | OPPONENT | STADIUM | TIME / RESULT | NETWORK | RADIO |
|-------------------|----------------------|-------------------------|---------------|---|------------|
| Sunday, Sept. 8 | Dallas Cowboys | AT&T Stadium | L 35-17 | FOX | WFAN AM |
| Sunday, Sept. 15 | Buffalo Bills | MetLife Stadium | L 28-14 |  | WFAN AM |
| Sunday, Sept. 22 | Tampa Bay Buccaneers | Raymond James Stadium | W 32-31 | FOX | WFAN AM |
| Sunday, Sept. 29 | Washington Redskins | MetLife Stadium | W 24-3 | FOX | WFAN AM |
| Sunday, Oct. 6 | Minnesota Vikings | MetLife Stadium | L 28-10 | FOX | WFAN FM/AM |
| Thursday, Oct. 10 | New England Patriots | Gillette Stadium | 8:20pm | FOX | WFAN FM/AM |
| Sunday, Oct. 20 | Arizona Cardinals | MetLife Stadium | 1:00pm* | FOX | WFAN FM/AM |
| Sunday, Oct. 27 | Detroit Lions | Ford Field | 1:00pm* | FOX | WFAN FM/AM |
| Monday, Nov. 4 | Dallas Cowboys | MetLife Stadium | 8:15pm | ESPN | WFAN FM/AM |
| Sunday, Nov. 10 | New York Jets | MetLife Stadium | 1:00pm* | FOX | WFAN FM/AM |
| Sunday, Nov. 24 | Chicago Bears | Soldier Field | 1:00pm* | FOX | WFAN FM/AM |
| Sunday, Dec. 1 | Green Bay Packers | MetLife Stadium | 1:00pm* | FOX | WFAN FM/AM |
| Monday, Dec. 9 | Philadelphia Eagles | Lincoln Financial Field | 8:15pm | ESPN | WFAN FM/AM |
| Sunday, Dec. 15 | Miami Dolphins | MetLife Stadium | 1:00pm* |  | WFAN FM/AM |
| Sunday, Dec. 22 | Washington Redskins | FedEx Field | 1:00pm* | FOX | WFAN FM/AM |
| Sunday, Dec. 29 | Philadelphia Eagles | MetLife Stadium | 1:00pm* | FOX | WFAN FM/AM |

HOME GAME

*FLEX SCHEDULE ELIGIBLE // ALL TIMES ARE EASTERN

NEW YORK
GIANTS

2-3
AT

NEW ENGLAND
PATRIOTS

THURSDAY, OCTOBER 10, 2019
8:20 PM ET
GILLETTE STADIUM
FOXBOROUGH, MA
FOX / NFLN / AMAZON PRIME VIDEO

GIANTS AT PATRIOTS

The New York Giants travel to New England to play the defending Super Bowl Champion Patriots in Week 6 on Thursday, Oct. 10. Kickoff is 8:20pm in Gillette Stadium. This is the first Thursday Night Football meeting between the Giants and the Patriots.

This week's game marks the 11th regular-season meeting between the two teams. A win on Thursday would improve the Giants' all-time record against the Patriots to 5-6. A victory would also improve the Giants' road record vs. New England to 4-2.

The teams last met on Nov. 15, 2015, when the Patriots beat the Giants, 27-26, in MetLife Stadium. The teams last met in Gillette Stadium on Nov. 6, 2011, when the Giants beat the Patriots, 24-20.

The undefeated Patriots are 5-0 after a 33-7 win over the Washington Redskins in Week 5.

2019 NFC EAST STANDINGS

| TEAM | RECORD | HOME | AWAY | PTL |
|---------------------|--------|------|------|------|
| Dallas Cowboys | 3-2 | 2-1 | 1-1 | .600 |
| Philadelphia Eagles | 3-2 | 2-1 | 1-1 | .600 |
| New York Giants | 2-3 | 1-2 | 1-1 | .400 |
| Washington Redskins | 0-5 | 0-2 | 0-2 | .000 |

GIANT SPOTLIGHT: G WILL HERNANDEZ



BEST PIECE OF ADVICE RECEIVED

My Dad has told me this before every sporting event since I was young: "We didn't come here to see if we can do it. Because we can do it, we're here."

SPECIAL SKILLS

I can read music and play the trumpet, trombone, and baritone saxophone.

PREGAME RITUAL

I like to go to all you can eat sushi the Friday before a game.

MOST MEMORABLE SPORTS MOMENT

We were playing the University of Texas - San Antonio my junior year of college, and we went into five overtimes. We had a 4-game losing streak at the time, so we were determined to win that game. We ended up winning, 52-49, in the 5th overtime.

FAVORITE THING ABOUT BEING A NY GIANT

It is the most meaningful franchise in football. We have the best fans in the NFL.

GIANTS-PATRIOTS SERIES BREAKDOWN

Series Meetings: 10
Giants' Overall Record: 4-6
Home: 1-4
Away: 3-2
First Game: Giants 16 at Patriots 0 (10/18/1970)
Last Game: Giants 26 vs. Patriots 27 (11/15/2015)
Giants Shutouts: 1; Giants 16 at Patriots 0 (10/18/1970)
Patriots Shutouts: 0
Giants Total Points: 193
Patriots Total Points: 189
Most Points, Giants: 35; Giants 35 vs. Patriots 38 (12/29/2007)
Most Points, Patriots: 38; Giants 35 vs. Patriots 38 (12/29/2007)
Most Points, Both Teams: 73; Giants 35 vs. Patriots 38 (12/29/2007)
Fewest Points, Both Teams: 16; Giants 16 at Patriots 0 (10/18/1970)

THURSDAY NIGHT FOOTBALL RECORD

Thursday Night Games: 9
Overall Record: 4-5
Home Record: 2-1
Away Record: 2-4
First Game: Giants 16 vs. Redskins 7 (9/4/2008)
Last Game: Giants 13 vs. Eagles 34 (10/11/2018)
Giants Shutouts: 0
Opponent Shutouts: 0



BIG BLUE BREAKDOWN

614 Golden Tate (614) ranks 5th among active players in the NFL in receptions since 2010.

150 TE Evan Engram (142) needs 8 receptions to reach 150 for his career.

47.6 Riley Dixon is averaging 47.6 yards per punt, which ranks 4th in the NFC.

22.7% Daniel Jones' 35-yard touchdown pass to Darius Slayton in Week 5 vs. Minnesota had just a 22.7% completion probability, according to Next Gen Stats. This is the most improbable completion of Jones' career.

10.0 In Week 6, the Giants aim for their 5th consecutive game with at least 3.0 sacks. The Giants' 10.0 sacks since Week 3 are tied for 5th in the NFL.



BROADCAST AND MEDIA INFORMATION

THIS WEEK'S SCHEDULE

| 8 TUESDAY | 9 WEDNESDAY | 10 THURSDAY | 11 FRIDAY | 12 SATURDAY | 13 SUNDAY |
|---|---|------------------------------------|--|---|---|
| 10:42am-12:35pm: Practice 12:35pm: Head Coach Pat Shurmur Available 12:50pm-1:35pm: Player Interviews | NO AVAILABILITY Team Travels to New England | 8:20pm: NYG at NE | 1:45pm: Head Coach Pat Shurmur Conference Call 2:00pm: Select Players Conference Call | NO AVAILABILITY Players Day Off | NO AVAILABILITY Players Day Off |

BROADCAST INFORMATION

TELEVISION: FOX

Play-by-Play: Joe Buck

Analyst: Troy Aikman

Sideline: Erin Andrews & Kristina Pink

RADIO: WESTWOOD ONE

Announcers: Ian Eagle & Tony Boselli

GIANTS RADIO: WFAN 660 AM/101.9 FM

Play-by-Play: Bob Papa

Analyst: Carl Banks

Sideline: Howard Cross

Pregame: Lance Medow, Jeff Feagles, Paul Dottino, John Schmeelk

Postgame: Lance Medow, Jeff Feagles, John Schmeelk

The Giants pregame show will begin at 6:50pm on WFAN 660 AM and 101.9 FM. The postgame show can be heard immediately after the game on WFAN 660 AM and 101.9 FM.

*If the Yankees play in Game 5 in the ALDS on Oct. 10, the Giants pregame show will begin at 7:20pm on WFAN 101.9 FM. Additionally, the game broadcast will only air on 101.9 FM.

GIANTS POSTGAME LIVE: MSG NETWORKS

Host in Studio: Madelyn Burke

Analysts: Shaun O'Hara & David Diehl

Live Reports from New England: Bob Papa, Carl Banks, Howard Cross, & Paul Dottino

"Giants Postgame Live, presented by Mercedes," is the official one-hour postgame show that will air immediately following every regular season and playoff game.

PRONUNCIATION GUIDE

| | |
|------------------------|------------|
| SAQUON Barkley | SAY-quan |
| Antoine BETHEA | buh-THAY |
| Zak DEOSSIE | dee-OSS-ee |
| Jon HALAPIO | Hala-PEE-o |
| Spencer PULLEY | PULL-ee |
| Nate STUPAR | STEW-par |
| Alex TANNEY | TAN-ee |
| TUZAR Skipper | Two-Zar |
| Josiah TAUAEEFA | Tawa-effa |
| Oshane XIMINES | ZIM-en-ess |

GIANTS ON THE WEB

Giants.com is the only place to watch live broadcasts of Head Coach Pat Shurmur's press conferences, player spotlight features and more.

APP: Download the FREE Giants Mobile App to get Giants news on the go 24/7! Signup for the Giants.com E-Newsletter, which features weekly game preview information at Giants.com/Newsletter.

GIANTS ON SOCIAL

Twitter: @Giants

Snapchat: @NewYorkGiants

Facebook: @NewYorkGiants

Instagram: @NYGiants

Youtube: @NewYorkGiantsFootball1925

MEDIA GUIDE

The electronic version of the Giants 2019 Media guide is available online, please visit: <https://giants.1rmg.com/>



2019 TEAM CAPTAINS



TEAM CAPTAINS

2019

DEFENSE
ALEC OGLETREE
ANTOINE BETHEA



OFFENSE
ELI MANNING
SAQUON BARKLEY
NATE SOLDER

SPECIAL TEAMS
ZAK DEOSSIE
MICHAEL THOMAS

GIANTS ANNOUNCE CAPTAINS FOR 2019 SEASON

The Giants players have selected seven captains for the 2019 season:

OFFENSE: Eli Manning, Nate Solder and Saquon Barkley

DEFENSE: Alec Ogletree and Antoine Bethea

SPECIAL TEAMS: Zak DeOssie and Michael Thomas

This is Manning's 13th consecutive season and DeOssie's ninth as captains. Solder, Ogletree and Thomas were captains last year, their first with the team. Bethea is in his first season with the Giants, and Barkley was selected in his second pro season.

"The players voted on who they want to be their captains, and I am in total agreement with them," Shurmur said. "They chose wisely. This is our official leadership, but there are many players on the team who have shown the ability to lead in their own way."

BIG BLUE IN THE COMMUNITY

COACH OF THE WEEK: RICH TUERO



The New York Giants and Gatorade have selected **Rich Tuero** of Lyndhurst High School as the Lou Rettino High School Coach of the Week for Week 4 of the 2019 season.

The Lou Rettino High School Football Coach of the Week Award is part of the Giants' continuing effort to support local youth football programs. The Giants elected to name the award in memory of former Union High School (NJ) coach Lou Rettino for his fine commitment to the game of football, his community and the betterment of his athletes' lives. Each week during the high school football season, the Giants select one area high school head coach as the Coach of the Week winner. The selection is based on the coach's continuing commitment towards promoting youth football, developing motivated student-athletes and his overall community involvement.

Coach Tuero is in his 6th year as the head coach at his alma mater, Lyndhurst High School. During his tenure, Coach Tuero has guided the Golden Bears to four state playoff appearances. The Golden Bears continue to improve year in and year out and have become one of the more respected programs in the NJIC. In 2018, the Golden Bears returned to the state championship game for the first time since 1983.

Coach Tuero was named the NJIC Liberty Coach of the Year and the NorthJerseySports.com Coach of the year in 2018. The Lyndhurst Golden Bear community was honored by NorthJerseySports.com as "Fans of the Year" in 2018.

"Rich is a great coach who takes pride in his program and community," commented Jeff Radigan, the Lyndhurst Supervisor of Athletics. "In my six years working with him, I have seen him go above and beyond for the kids on a regular basis. He preaches family and teaches life lessons to our student athletes. He uses football as an avenue to help kids develop the core values that are needed in life."

SPECIAL OLYMPICS

Special Olympics
New Jersey



On Tuesday, Oct. 1, the New York Giants hosted 100 young athletes with the Special Olympics of New Jersey at MetLife Stadium. Evan Ingram, Jake Carlock, Freedom Akinmoladun, and Austin Walker each coached stations and taught the children how to catch a pass, run routes, make a correct tackle, and kick a field goal. This Play 60 event encouraged the children to be active for at least 60 minutes a day. The event concluded with lunch in the MetLife 50 Club.



BIG BLUE IN THE COMMUNITY

CRUCIAL CATCH: HOPE LODGE VISIT



CRUCIAL CATCH
INTERCEPT CANCER



Since 2009, the NFL has partnered with the American Cancer Society to save lives from cancer through fundraising, education, and awareness initiatives. The partnership has raised more than \$20 million and has impacted more than 1 million people. Money raised through Crucial Catch supports the American Cancer Society's Community Health Advocates implementing Nationwide Grants for Empowerment and Equity (CHANGE) program. The program promotes health equity and addresses cancer early detection disparities through community based cancer prevention programs that increase access to necessary cancer screenings.

Throughout the month of October, NFL teams will honor this partnership through Crucial Catch games featuring players, coaches, fans, and referees in apparel supporting multiple types of cancer. In-stadium signage and branding will also help raise awareness for the campaign.



In honor of the NFL's Crucial Catch month, members of the Giants organization who have experienced cancer in their family spent Monday, Sept. 30, serving dinner and spending time with patients at the American Cancer Society's Hope Lodge Jerome L. Greene Family Center in New York City. Darius Slayton, Chad Slade, Nick Gates, Dalvin Tomlinson, and Garrett Dickerson were among the players that visited the patients.

Hope Lodge provides a free home away from home for cancer patients and caregivers. It is a nurturing community that offers a supportive and homelike environment near cancer treatment centers. There are 30 Hope Lodge locations around the United States and Puerto Rico. The New York City location opened in 2007, and has 60 guest rooms for patients undergoing cancer treatments.





2019 WHAT TO WATCH FOR

GIANTS

- Look to improve to 719-624-33 all-time.
- Look to improve to 4-2 all-time at New England.
- Look to improve to 2-1 all-time vs. New England in the month of December.
- Look to improve to 109-93-1 all-time vs. the AFC.
- Look to improve to 24-20 all-time vs. the AFC East.
- Aim for 5th consecutive game with at least 3.0 sacks. The Giants 10.0 sacks since Week 3 tied for 4th in the NFC and tied for 5th in the NFL.

QB DANIEL JONES

- Aims for 4th consecutive game with at least 1 passing touchdown.
- Aims for 4th consecutive game with a completion of 25+ yards. Jones' 6 completions of 25+ yards since Week 3 tied for 6th in the NFC.
- Aims for 4th consecutive game with at least 20 completions.
- Aims for 4th consecutive game converting at least 2 first downs rushing the ball.
- Needs 240 passing yards to reach 1,000 for his career.

RB SAQUON BARKLEY

- Needs 4 touchdowns (16) to reach 20 for his career.
- Aims for 2nd consecutive season with at least 2,000 scrimmage yards.
- Aims for 2nd consecutive season with at least 1,000 rushing yards.
- Aims for 2nd consecutive season with at least 90 receptions.
- Aims for 2nd consecutive season with at least 10 rushing touchdowns.

WR STERLING SHEPARD

- Aims for 5th consecutive game with at least 5 receptions.
- Aims for 8th consecutive game with at least 1 reception vs. AFC opponents.
- Aims for 27th consecutive game with at least 1 reception for a first down.
- Needs 5 touchdown receptions (15) to reach 20 for his career.
- Aims for 4th consecutive season with at least 55 receptions.
- Aims for 35th consecutive game with at least 1 reception.
- Aims for 35th consecutive game with a first down reception vs. NFC opponents.
- Aims for 3rd consecutive season with at least 700 yards receiving and the second player with at least 700 yards in three consecutive years since Odell Beckham Jr. (2014-2016).

WR GOLDEN TATE III

- Aims for 4th consecutive game vs. New England with at least 3 receptions.
- Aims for 37th consecutive game vs. an AFC opponent with at least 1 reception.
- Aims for 106th consecutive game with reception. Tate's 614 receptions since 2010 rank 5th among active wide receivers.
- Aims for 6th consecutive season with at least 70 receptions.
- Aims for 7th consecutive season with at least 700 yards receiving.
- Aims for 8th consecutive season with at least 4 touchdown receptions.
- Aims for 8th consecutive season with at least 700 scrimmage yards.
- Needs 106 receiving yards (1,894) to reach 2,000 career receiving yards vs. AFC opponents.
- Needs 2 touchdown receptions (38) to reach 40 for his career.¹
- Needs 89 receptions (611) to reach 700 for his career.

TE EVAN ENGRAM

- Aims for 4th consecutive game vs. an AFC opponent with at least 6 receptions.
- Aims for 31st consecutive game with at least 1 reception. Engram's 142 receptions since 2017 rank 5th in the NFL among tight ends.
- Aims for 12th consecutive game with at least 1 reception for a first down. Engram's 77 first down receptions since 2017, are tied for 6th in the NFL among tight ends.
- Aims for 3rd consecutive game with a reception of 25+ yards vs. an AFC opponent.
- Aims for 3rd consecutive season with at least 45 receptions.
- Aims for 3rd consecutive season with at least 500 yards receiving.
- Aims for 3rd consecutive season averaging at least 11.0 per reception.
- Needs 8 receptions (142) to reach 150 for his career.

WR DARIUS SLAYTON

- Aims for 4th consecutive game with at least 2 receptions.
- Aims for 4th consecutive game with a first down reception.
- Aims for 2nd consecutive game averaging at least 15.0 yards reception. Slayton has averaged at least 15.0 yards per reception in 2 out of 3 games.

LB ALEC OGLETREE

- Needs 3.5 sacks (6.5) to reach 10 for his career.
- Aims for 4th consecutive season with at least 90 tackles.
- Aims for 4th consecutive season with at least 8 passes defended.
- Aims for 3rd consecutive year with at least 1 interception.

CB JANDORIS "JACKRABBIT" JENKINS

- Aims for 2nd consecutive season with at least two interceptions returned for touchdowns. Jenkins' 7 scores since 2012 are tied for the most among defensive players in the NFL (Aqib Talib - LA Rams).
- Aims for 5th consecutive season with at least 9 passes defended.

LB MARKUS GOLDEN

- Aims for 5th consecutive game with at least 0.5 a sack. Golden's 4.5 sacks this season are his highest total since 2016 when he finished the season with 12.5.
- Needs 1.5 sacks (23.5) to reach 25.0 for his career.

P RILEY DIXON

- Aims for 6th consecutive game with a punt inside the 20. Dixon's 10 punts inside the 20 are tied for 10th in the NFL and rank 4th in the NFC.
- Aims for 6th consecutive game averaging at least 41.0 yards per punt. Dixon's 47.6 yards per punt ranks 7th in the NFL and 4th in the NFC.



LAST MEETING

GIANTS 26 VS PATRIOTS 27

NOVEMBER 15, 2015 -- METLIFE STADIUM



TEAM STATISTICS

| GIANTS | | PATRIOTS |
|---------|---------------------|----------|
| 21 | FIRST DOWNS | 22 |
| 422 | NET YARDS GAINED | 406 |
| 23-80 | RUSHES / YARDS | 23-77 |
| 342 | NET YARDS PASSING | 329 |
| 24/44/0 | ATT / COMP / INT | 26/42/1 |
| 3-19 | SACKED / YDS LOST | 3-5 |
| 8-49 | PENALTIES / YDS | 7-93 |
| 29:24 | TIME OF POSSESSION | 31:36 |
| 7-15 | 3RD DOWN EFFICIENCY | 7-14 |
| 1 | TURNOVERS | 2 |
| 1 | RED ZONE TOUCHDOWNS | 2 |

GIANTS INDIVIDUAL STATISTICS

RUSHING

Rashad Jennings 11-39, Orleans Darkwa 5-15, Shane Vereen 4-14, Eli Manning 1-10, Andre Williams 2-2

RECEIVING

Odell Beckham Jr. 4-104-1TD, Dwayne Harris 6-82-1TD, Will Tye 5-56, Reuben Randle 3-51, Myles White 1-28, Jerome Cunningham 1-16, Rashad Jennings 2-12, Shane Vereen 2-12

PASSING

Eli Manning 24-44-361-2TD-0INT

SACKS

Craig Dahl 1/5, Jasper Brinkley 1/0, Robert Ayers Jr. 1/0

FIELD GOALS

Josh Brown 4/4

SCORING RECAP

| | 1ST | 2ND | 3RD | 4TH | F |
|-----|-----|-----|-----|-----|----|
| NYG | 7 | 10 | 6 | 3 | 26 |
| NE | 7 | 3 | 7 | 10 | 27 |

1

NE- Scott Chandler 1-yard pass from Tom Brady (0-7)
NYG- Odell Beckham Jr. 87-yard pass from Eli Manning (7-7)

2

NE- Stephen Gostkowski 31-yard field goal (7-10)
NYG- Josh Brown 37-yard field goal (10-10)
NYG- Dwayne Harris 1-yard pass from Eli Manning (17-10)

3

NYG- Josh Brown 38-yard field goal (20-10)
NE- LeGarrette Blount 1-yard run (20-17)
NYG- Josh Brown 53-yard field goal (23-17)

4

NE- Rob Gronkowski 76-yard pass from Tom Brady (23-24)
NYG- Josh Brown 29-yard field goal (26-24)
NE- Stephen Gostkowski 54-yard field goal (26-27)

NOTABLE MOMENTS

- **Odell Beckham Jr.** and Patriots TE **Rob Gronkowski** had the longest touchdown catches of their careers: Beckham for 87 yards and Gronkowski for 76. Beckham's touchdown was the longest against any Bill Belichick-coached team in 360 games.

- **Eli Manning** had a career-best for one half with 251 passing yards.

PATRIOTS INDIVIDUAL STATISTICS

RUSHING

LeGarrette Blount 19-66-1TD, Tom Brady 2-9, James White 1-5, Brandon Bolden 1--3

RECEIVING

Rob Gronkowski 5-113-1TD, Danny Amendola 10-79, Brandon LaFell 2-66, Julian Edelman 4-53, LeGarrette Blount 2-11, James White 1-6, Aaron Dobson 1-5, Scott Chandler 1-1-1TD

PASSING

Tom Brady 26-42-334-2TD-1INT

SACKS

Rob Ninkovich 1/13, Malcolm Brown 1/6, Chandler Jones 1/0

FIELD GOALS

Stephen Gostkowski 2/2



2019 STATS MATCH-UP

NEW YORK GIANTS

| | Giants | Opponents |
|----------------------|--------|-----------|
| Points Scored | 97 | 125 |
| First Downs | 105 | 101 |
| 3rd Down Conversions | 27-65 | 22-59 |
| Offensive Yards | 1,896 | 2,138 |
| Net Rushing Yards | 580 | 650 |
| Net Passing Yards | 1,244 | 1,397 |
| Field Goals | 4 | 9 |
| Touchdowns | 12 | 14 |
| Rushing TDs | 5 | 4 |
| Passing TDs | 6 | 10 |
| PR/KR TDs | 0 | 0 |
| Punt Return Avg. | 4.0 | 10.9 |
| KO Return Avg. | 15.8 | 26.3 |
| Sacks | 11 | 13 |

| | | |
|---------------------|------------------------|------|
| Scoring | Aldrick Rosas | 23 |
| Pass Attempts | Daniel Jones | 109 |
| Pass Completions | Daniel Jones | 70 |
| Completion Pct. | Daniel Jones | 64.2 |
| Passing Yards | Daniel Jones | 760 |
| Passing TDs | Daniel Jones | 4 |
| Rushing Yards | Saquon Barkley | 237 |
| Rushing TDs | D. Jones/ W. Gallman | 2 |
| Avg. Yards-Per-Rush | Sterling Shepard* | 10.5 |
| Receptions | Evan Engram | 33 |
| Receiving Yards | Evan Engram | 373 |
| Receiving TDs | Evan Engram | 2 |
| Avg. Yards-Per-Rec | Darius Slayton | 17.4 |
| Tackles | Antoine Bethea | 40 |
| Sacks | Markus Golden | 4.5 |
| Interceptions | R. Connelly/J. Jenkins | 2 |
| Punt Returns | Jabrill Peppers | 2 |
| Punt Return Avg. | Golden Tate | 17.0 |
| KO Returns | Corey Ballentine | 7 |
| KO Return Avg. | Corey Ballentine | 26.3 |
| Punts | Riley Dixon | 20 |
| Punting Avg. | Riley Dixon | 47.5 |

*with at least 2 attempts

Total Offense

18th, 379.2

Passing Offense

15th, 248.8

Rushing Offense

15th, 116.0

Scoring Offense

25th, 19.4

Third Down Offense

13th, 41.5%

Total Defense

30th, 409.4

Passing Defense

28th, 279.4

Rushing Defense

24th, 130.0

Scoring Defense

24th, 25

Third Down Defense

12th, 37.3%

Takeaways

1-9th, 6

Giveaways

1-29th, 11

NEW ENGLAND PATRIOTS

| | Patriots | Opponents |
|----------------------|----------|-----------|
| Points Scored | 155 | 27 |
| First Downs | 106 | 66 |
| 3rd Down Conversions | 29-73 | 8-63 |
| Offensive Yards | 1,891 | 1,192 |
| Net Rushing Yards | 495 | 390 |
| Net Passing Yards | 1,393 | 802 |
| Field Goals | 9 | 2 |
| Touchdowns | 19 | 4 |
| Rushing TDs | 6 | 2 |
| Passing TDs | 10 | 0 |
| PR/KR TDs | 0 | 0 |
| Punt Return Avg. | 6.9 | 8.6 |
| KO Return Avg. | 30.6 | 19.5 |
| Sacks | 8 | 24 |

| | | |
|---------------------|--------------------|-------|
| Scoring | Stephen Gostkowski | 32 |
| Pass Attempts | Tom Brady | 187 |
| Pass Completions | Tom Brady | 118 |
| Completion Pct. | Tom Brady | 63.1 |
| Passing Yards | Tom Brady | 1,409 |
| Passing TDs | Tom Brady | 10 |
| Rushing Yards | Sony Michel | 262 |
| Rushing TDs | Sony Michel | 3 |
| Avg. Yards-Per-Rush | Phillip Dorsett | 7.0 |
| Receptions | Julian Edelman | 29 |
| Receiving Yards | Julian Edelman | 336 |
| Receiving TDs | Phillip Dorsett | 3 |
| Avg. Yards-Per-Rec | Ryan Izzo | 20.8 |
| Tackles | Jamie Collins | 27 |
| Sacks | Jamie Collins | 4.5 |
| Interceptions | Devin McCourty | 4 |
| Punt Returns | Gunner Olszewski | 16 |
| Punt Return Avg. | Gunner Olszewski | 8.6 |
| KO Returns | Brandon Bolden | 4 |
| KO Return Avg. | Brandon Bolden | 19.5 |
| Punts | Jake Bailey | 28 |
| Punting Avg. | Jake Bailey | 46.4 |

Total Defense

1st, 238.4

Passing Defense

1st, 160.4

Rushing Defense

4th, 78.0

Scoring Defense

1st, 6.8

Third Down Defense

1st, 12.7%

Total Offense

14th, 390.0

Passing Offense

6th, 279.2

Rushing Offense

21st, 99.0

Scoring Offense

3rd, 31.0

Third Down Offense

16th, 39.7%

Giveaways

1-5th, 5

Takeaways

1st, 12

**League standings not including Monday night's game



PAT SHURMUR

HEAD COACH

2nd YEAR WITH GIANTS

23rd YEAR IN NFL

Shurmur joined the Giants after a two-year stint with the Minnesota Vikings, including the last 27 games as offensive coordinator. In 2017, he was named the NFL Assistant Coach of the Year by the Pro Football Writers Association.

2018 SEASON: Led the Giants to a 5-11 season. The Giants ranked 2nd in kickoff return yards (1097), 5th in total tackles (1101), 6th in field goals made (32), 7th in total interceptions (16), and 9th in receiving yards (4405).



MIKE SHULA

OFFENSIVE COORDINATOR

2nd YEAR WITH GIANTS

28th YEAR IN NFL

A 32-year coaching veteran, Shula is in his 28th season as an NFL assistant, he also served four years as the head coach of the University of Alabama (2003-2006).

2018 SEASON: In Shula's first season as the Giants' offensive coordinator, the Giants scored 369 points (246 the previous season). The 123-point increase was the Giants' largest from one season to the next in 85 years.



JAMES BETTCHER

DEFENSIVE COORDINATOR

2nd YEAR WITH GIANTS

8th YEAR IN NFL

2018 SEASON: In Bettcher's first year with the team in 2018, the defense improved across the board in the NFL rankings in yardage allowed, including total yards (31st to 24th), rushing yards (27th to 20th), and passing yards (31st to 23rd). The unit also registered 30 sacks, three more than the previous season, and the Giants' 21 takeaways and 16 interceptions were also higher than the team's 2018 totals.



THOMAS McGAUGHEY

SPECIAL TEAMS COORDINATOR

6th YEAR WITH GIANTS

13th YEAR IN NFL

2018 SEASON: In McGaughey's first season leading the Giants' special teams, Aldrick Rosas had one of the finest seasons by a kicker in Giants history, making 32 of 33 field goal attempts and 31 of 32 extra point ties. Rosas' .970 field goal percentage was a Giants record. Punter Riley Dixon also set a franchise record with a 41.8-yard net average on 71 punts. The Giants finished 2nd in the NFL in kickoff coverage (20.4 yd avg).



COACHES CAPSULE



**HENRY
BAKER**

ASSISTANT DEFENSIVE BACKS


1st YEAR WITH THE GIANTS
1st YEAR IN THE NFL



**ANTHONY
BLEVINS**

ASSISTANT SPECIAL TEAMS

2nd YEAR WITH THE GIANTS
7th YEAR IN THE NFL



**BOBBY
BLICK**

DEFENSIVE ASSISTANT

3rd YEAR WITH THE GIANTS
3rd YEAR IN THE NFL



**JOE
DANOS**

PERFORMANCE MANAGER

7th YEAR WITH THE GIANTS
7th YEAR IN THE NFL



**MIKE
DAWSON**

OUTSIDE LINEBACKERS

1st YEAR WITH THE GIANTS
4th YEAR IN THE NFL



**GARY
EMANUEL**

DEFENSIVE LINE

2nd YEAR WITH THE GIANTS
10th YEAR IN THE NFL



**HAL
HUNTER**

OFFENSIVE LINE

2nd YEAR WITH THE GIANTS
13th YEAR IN THE NFL



**CRAIG
JOHNSON**

RUNNING BACKS

6th YEAR WITH THE GIANTS
20th YEAR IN THE NFL



**BILL
MCGOVERN**

INSIDE LINEBACKERS

4th YEAR WITH THE GIANTS
7th YEAR IN THE NFL



**PRATIK
PATEL**

DIRECTOR OF PERFORMANCE NUTRITION /
ASSISTANT STRENGTH AND CONDITIONING

3rd YEAR WITH THE GIANTS
3rd YEAR IN THE NFL



**TOM
QUINN**

ASSISTANT SPECIAL TEAMS

14th YEAR WITH THE GIANTS
14th YEAR IN THE NFL



**RYAN
ROEDER**

OFFENSIVE ASSISTANT

7th YEAR WITH THE GIANTS
7th YEAR IN THE NFL



**THOMAS
STALLWORTH**

ASSISTANT STRENGTH &
CONDITIONING

2nd YEAR WITH THE GIANTS
2nd YEAR IN THE NFL



**TYKE
TOLBERT**

WIDE RECEIVERS

2nd YEAR WITH THE GIANTS
16th YEAR IN THE NFL




COACHES CAPSULE



LUNDA WELLS

TIGHT ENDS

8th YEAR WITH THE GIANTS
8th YEAR IN THE NFL



AARON WELLMAN

STRENGTH AND CONDITIONING

4th YEAR WITH THE GIANTS
4th YEAR IN THE NFL



BEN WILKERSON

ASSISTANT OFFENSIVE LINE

2nd YEAR WITH THE GIANTS
5th YEAR IN THE NFL



EVERETT WITHERS

DEFENSIVE BACKS

1st YEAR WITH THE GIANTS
8th YEAR IN THE NFL



New York Giants Coaching Staff from the 1958 season (standing L to R):
Ken Kavanaugh, John Dell Isola, Tom Landry. Kneeling Vince Lombardi and Jim Lee Howell.



ROSTER NOTES

GIANTS CONNECTIONS TO NEW ENGLAND

| GIANTS PLAYER | HOMETOWN/COLLEGE |
|----------------------------------|----------------------------------|
| LS Zak DeOssie | North Andover, MA / Brown |
| GIANTS STAFF | HOMETOWN / COLLEGE |
| Steve Tisch, Owner | Tufts University |
| John Mara, Owner | Boston College |
| Dave Gettleman, General Manager | Boston, MA / Springfield College |
| Chris Mara, SVP Player Personnel | Boston College |

| | |
|--|--|
| Mike Dawson, Outside Linebackers Coach | UMass Lowell - Defensive Line Coach (1988) |
| Gary Emanuel, Defensive Line Coach | UMass - Outside Linebackers Coach (1986-87) |
| Bill McGovern, Defensive Coordinator | UMass - Defensive Backs Coach (1988-1990), Defensive Coordinator (1993), Asst. Defensive Backs Coach (1986-87) Holy Cross - Defensive Backs / Kickers Coach (1991-92), Defensive Backs Coach (1994-96) Boston College - Linebackers Coach (2000-08), Def Defensive Coordinator / Linebackers Coach (2009-13) |
| Tom Quinn, Asst. Special Teams | Boston University - Defensive Coordi- nator (1995) Holy Cross - Defensive Coordinator (1996-98) |
| Jen Conley, Director of Corporate & Football Communications | Quincy, MA / Boston College |

PATRIOTS CONNECTIONS TO NY/NJ

| PATRIOTS PLAYER | HOMETOWN/COLLEGE |
|---------------------|-------------------------|
| TE Ryan Izzo | Highland Lakes, NJ |
| DE Shilique Calhoun | Middletown Township, NJ |
| FS Devin McCourty | Nyack, NY / Rutgers |
| CB Jason McCourty | Nyack, NY / Rutgers |
| DB Duron Harmon | Rutgers |

GIANTS CONNECTIONS TO PATRIOTS

| GIANTS PLAYER | YEARS / NOTES |
|--|---|
| T Nate Solder | Drafted by Patriots in 2011 NFL Draft, Played for them 2011-17 |
| C Jon Halapio | Drafted by Patriots in 2014 NFL Draft |
| T Eric Smith | Signed to Practice Squad (2018) |
| GIANTS STAFF | CONNECTION |
| Ken Sternfeld, Director of Pro Personnel | Intern (1981) Administrative Aide (1982-84) Ticket Office (1984-87, 1993-95) Scouting (1987-1992, 1995-2002) |

PATRIOTS CONNECTIONS TO GIANTS

| PATRIOTS PLAYER | YEARS / NOTES |
|----------------------------|--|
| TE Matt LaCrosse | Signed to practice squad (2015) |
| K Mike Nugent | Played for the Giants in 2017 |
| T Marshall Newhouse | Played for the Giants in 2017 |
| PATRIOTS STAFF | CONNECTION |
| Bill Belichick, Head Coach | Special Teams Coach / Defensive Asst. (1979) Linebackers / Special Teams Coach (1980-1984) Defensive Coordinator (1985-1990) |

COLLEGE CONNECTIONS

| GIANTS | | PATRIOTS |
|---------------------------------|---|--|
| S Jabrill Peppers (2014-16) |  | DE Chase Winovich (2014-18) |
| DT Dalvin Tomlinson (2012-2016) |  | RB Damien Harris (2015-18) |
| G Chad Slade (2010-14) |  | CB Jonathan Jones (2012-14) |
| WR Darius Slayton (2015-18) |  | QB Jarrett Stidham (2017-18) |
| LB Lorenzo Carter (2014-17) |  | RB Sony Michel (2014-17) |
| CB DeAndre Baker (2015-18) |  | RB James White (2010-13) |
| G Kevin Zeitler (2012-16) |  | WR Phillip Dorsett (2011-14) |
| DL Olsen Pierre (2011-14) |  | DT Adam Butler (2013-16) |
| C Spencer Pulley (2011-2015) |  | G Joe Thuney (2013-15) WR Jakobi Meyers (2015-18) |
| DL BJ Hill (2014-17) |  | |
| S Michael Thomas (2008-11) |  | DB Jordan Richards (2011-14) |
| TE Kaden Smith (2016-18) |  | P Jake Bailey (2015-18) |

ROSTER FACTS

| | |
|--------------------------------------|---|
| OLDEST GIANTS PLAYER: | Eli Manning, 38 |
| YOUNGEST GIANTS PLAYER: | Julian Love, 21 |
| HEAVIEST GIANTS PLAYER: | Dexter Lawrence II, 342 |
| LIGHTEST GIANTS PLAYER: | DeAndre Baker, 189 |
| TALLEST GIANTS PLAYER: | Nate Solder, 6-9 |
| SHORTEST GIANTS PLAYER: | Grant Haley, 5-9 |
| MOST SEASON WITH GIANTS: | Eli Manning, 16 |
| MOST NFL SEASONS: | Eli Manning, 16 |
| COLLEGE WITH THE MOST GIANTS: | Georgia, 3 Mississippi, 3 Penn State, 3 |

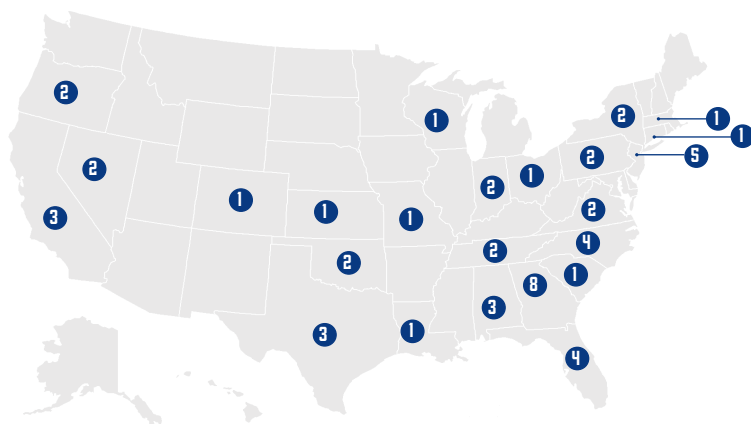
| | |
|---------------------------|--|
| DRAFTED BY GIANTS: | 21 |
| SUPER BOWL RINGS: | QB Eli Manning (2)* T Nate Solder (2) LS Zak DeOssie (2)* WR Golden Tate III (1) S Antoine Bethea (1) WR Cody Latimer (1) |

* with the Giants



GIANTS STATE OF MIND

HOMETOWN HEROES: The Giants players represent 25 states. Below is a breakdown.



ALABAMA [3]

Cody Core - Auburn
Tae Davis - Oxford
Chad Slade - Moody

CALIFORNIA [3]

Rhett Ellison - Mountain Views
Eli Penny - Norwalk
Aldrick Rosas - Orland

COLORADO [1]

Nate Solder - Denver

CONNECTICUT [1]

Tuzar Skipper - Norwich

FLORIDA [4]

DeAndre Baker - Miami
Jon Halapio - St. Petersburg
Janoris Jenkins - Pahokee
RJ McIntosh - Fort Lauderdale

GEORGIA [8]

Lorenzo Carter - Norcross
Evan Engram - Powder Springs
Wayne Gallman Jr. - Loganville
Grant Haley - Atlanta
Alec Ogletree - Newman
Darius Slayton - Norcross
Eric Smith - Decatur
Dalvin Tomlinson - McDonough

ILLINOIS [2]

Julian Love - Westchester
Alex Tanney - Lexington

KANSAS [1]

Corey Ballentine - Topeka

LOUISIANA [1]

Eli Manning - New Orleans

MASSACHUSETTS [1]

Zak DeOssie - Andover

MISSOURI [1]

Markus Golden - St. Louis

NEVADA [2]

Nick Gates - Las Vegas
Will Hernandez - Las Vegas

NEW JERSEY [5]

Sean Chandler - Camden
Garrett Dickerson - Englewood
Jon Hilliman - Plainfield
Jabrill Peppers - East Orange
Olsen Pierre - Rahway

NEW YORK [2]

Riley Dixon - Oneida
Oshane Ximines - Queens

NORTH CAROLINA [4]

B.J. Hill - Oakboro
Daniel Jones - Charlotte
Dexter Lawrence II - Wake Forest
Kareem Martin - Roanoke Rapids

OHIO [1]

Cody Latimer - Dayton

OKLAHOMA [1]

Sterling Shepard - Oklahoma City

OREGON [2]

David Mayo - St. Helen
Mike Remmers - Portland

PENNSYLVANIA [2]

Saquon Barkley - Coplay
Nate Stupar - State College

SOUTH CAROLINA [1]

Antonio Hamilton - Johnston

TENNESSEE [2]

Spencer Pulley - Memphis
Golden Tate III - Hendersonville

TEXAS [3]

Michael Thomas - Houston
Kaden Smith - Flower Mound
Josiah Tauefa - Corinth

VIRGINIA [2]

Antoine Bethea - Newport News
Chris Peace - Newport News

WISCONSIN [1]

Kevin Zeitler - Waukesha

KEEP IT 100

The NFL is celebrating it's 100th season in 2019. In honor of this celebration here are some of Manning's career milestones involving 100.

CAREER MILESTONES

100TH TOUCHDOWN PASS

- SEPTEMBER 20TH, 2009 AT DALLAS. 22 YARD PASS TO MARIO MANNINGHAM. GIANTS WON 33-31

100TH CAREER START

- DECEMBER 13, 2010 AT MINNESOTA. GIANTS WON 21-3

100TH CAREER WIN

- A 27-23 HOME WIN OVER THE BALTIMORE RAVENS ON OCTOBER 16TH, 2016.

ALWAYS AVAILABLE

Manning played in his 217th game as a Giant on Sept. 9, 2018 against Jacksonville, passing Michael Strahan for the most regular season games played in Giants history. The chart below shows the top five players for most regular season games played as a Giant:

Most Regular Season Games Played for the Giants (All-Time)

| Player | Games | Years |
|--------------------|-------|--------------|
| 1. ELI MANNING | 234 | 2004-PRESENT |
| 2. MICHAEL STRAHAN | 216 | 1999-2007 |
| 3. HOWARD CROSS | 207 | 1989-2001 |
| 4. GEORGE MARTIN | 201 | 1975-1988 |
| 5. ZAK DEOSSIE | 191 | 2007-2019 |

SWEET 16

The 2019 season is Manning's 16th season with the Giants. He is now the longest-tenured player in team history, breaking what had been a four-way tie with Mel Hein, Phil Simms, and Hall of Famer Michael Strahan.

| Player | No. |
|-------------------------------|-----|
| 1. ELI MANNING (2004-PRESENT) | 16 |
| 2. MEL HEIN (1931-45) | 15 |
| 3. PHIL SIMMS (1979-93) | 15 |
| 4. MICHAEL STRAHAN (1993-07) | 15 |

LEADER IN THE CLUBHOUSE

Manning owns the Giants franchise records in all of the major passing categories. The charts below show the top Giants quarterbacks in attempts, completions, passing yards, touchdowns, and most 300-yard games.

MOST ATTEMPTS IN FRANCHISE HISTORY

| | |
|--------------------|-------|
| 1. ELI MANNING | 8,061 |
| 2. PHIL SIMMS | 4,647 |
| 3. CHARLIE CONERLY | 2,833 |
| 4. KERRY COLLINS | 2,473 |
| 5. FRAN TARKENTON | 1,898 |

MOST COMPLETIONS IN FRANCHISE HISTORY

| | |
|--------------------|-------|
| 1. ELI MANNING | 4,860 |
| 2. PHIL SIMMS | 2,576 |
| 3. KERRY COLLINS | 1,447 |
| 4. CHARLIE CONERLY | 1,418 |
| 5. FRAN TARKENTON | 1,069 |

MOST PASSING YARDS IN FRANCHISE HISTORY

| | |
|--------------------|--------|
| 1. ELI MANNING | 56,537 |
| 2. PHIL SIMMS | 33,462 |
| 3. CHARLIE CONERLY | 19,488 |
| 4. KERRY COLLINS | 16,875 |
| 5. FRAN TARKENTON | 13,905 |

MOST TD PASSES IN FRANCHISE HISTORY

| | |
|--------------------|-----|
| 1. ELI MANNING | 362 |
| 2. PHIL SIMMS | 199 |
| 3. CHARLIE CONERLY | 173 |
| 4. FRAN TARKENTON | 103 |
| 5. Y.A. TITTLE | 96 |

MOST 300-YARD GAMES IN FRANCHISE HISTORY

| | |
|------------------|----|
| 1. ELI MANNING | 51 |
| 2. PHIL SIMMS | 21 |
| 3. KERRY COLLINS | 17 |
| 4. Y.A. TITTLE | 9 |



In his start against Dallas, Manning became first player to play 16 seasons with the Giants.

THE GOLD CLUB

Manning has surpassed 55,000 career passing yards in his career. He is one of eight quarterbacks to accomplish this feat. He joins his brother, Peyton, as well as Brett Favre, Drew Brees, Tom Brady, Dan Marino and Ben Roethlisberger in the 55,000 club. The chart below shows where Manning ranks among players who have thrown for over 50,000 yards:

| Player | No. |
|------------------------|---------------|
| 1. DREW BREES* | 74,807 |
| 2. PEYTON MANNING | 71,940 |
| 3. TOM BRADY* | 71,923 |
| 4. BRETT FAVRE | 71,838 |
| 5. DAN MARINO | 61,361 |
| 6. BEN ROETHLISBERGER* | 56,545 |
| 7. ELI MANNING* | 56,537 |
| 8. PHILIP RIVERS* | 56,121 |
| 9. JOHN ELWAY | 51,475 |

*Active

THE COMEBACK KID

Manning is 5th in NFL history with 37 game-winning drives (4th on the active list). Since 2015, Manning ranks third with ten 4th-quarter comebacks. Below is a chart that shows where Manning ranks on the all-time and active lists for 4th-quarter comebacks by a quarterback.

Most Game-Winning Drives in Regular Season NFL History

| Player | 4QC | Years |
|------------------------|-----------|---------------------|
| 1. DREW BREES* | 49 | 2001-PRESENT |
| 2. PEYTON MANNING | 45 | 1998-2015 |
| 3. TOM BRADY* | 44 | 2000-PRESENT |
| 4. BEN ROETHLISBERGER* | 43 | 2004-PRESENT |
| 5. ELI MANNING* | 37 | 2004-PRESENT |
| T6. DAN MARINO | 36 | 1983-1999 |
| T6. MATT RYAN | 36 | 2008-PRESENT |
| T7. JOHN ELWAY | 35 | 1983-1998 |
| T7. CARSON PALMER | 35 | 2003-2017 |
| 10. JOE MONTANA | 31 | 1979-1994 |

*active

MOST GAME-WINNING DRIVES IN REGULAR SEASON ACTIVE PLAYERS

| Player | Team | 4QC |
|-----------------------|------------|-----------|
| 1. DREW BREES | SD/NO | 49 |
| 2. TOM BRADY | NE | 44 |
| 3. BEN ROETHLISBERGER | PIT | 43 |
| 4. ELI MANNING | NYG | 37 |
| 5. MATT RYAN | ATL | 36 |

THE BEST OF THE BEST

In Week 2 of the 2019 season vs Buffalo, Manning threw one touchdown pass, increasing his total to 362 career touchdown passes, which places him 8th on the all-time list.

NFL's Career Passing TD Leaders

| Player | TDs |
|------------------------|------------|
| 1. PEYTON MANNING | 539 |
| 2. TOM BRADY* | 527 |
| 3. DREW BREES* | 522 |
| 4. BRETT FAVRE | 508 |
| 5. DAN MARINO | 420 |
| 6. PHILIP RIVERS* | 381 |
| 7. BEN ROETHLISBERGER* | 363 |
| 8. ELI MANNING* | 362 |
| 9. AARON RODGERS* | 344 |
| 10. FRAN TARKENTON | 342 |

*Active

NFL's Active Passing TD Leaders

| Player | TDs |
|-----------------------|------------|
| 1. TOM BRADY | 524 |
| 2. DREW BREES | 522 |
| 3. PHILIP RIVERS | 381 |
| 4. BEN ROETHLISBERGER | 363 |
| 5. ELI MANNING | 362 |
| 6. AARON RODGERS | 344 |
| 7. MATT RYAN | 306 |
| 8. MATTHEW STAFFORD | 246 |
| 9. JOE FLACCO | 218 |
| 10. RUSSELL WILSON | 208 |

ONE OF THE FEW

-One of 32 different starting quarterbacks to win a Super Bowl and 1 of 2 Mannings. Peyton won titles with the Colts in 2006 and the Broncos in 2015. The Mannings were the 18th set of brothers to play in the Super Bowl and the 1st pair of brothers to play quarterback.

-One of 21 quarterbacks to win a Super Bowl without losing one.

-One of 12 quarterbacks to win at least 2 Super Bowls.

-One of 9 quarterbacks taken with the 1st overall selection in the NFL Draft to start a Super Bowl.

GAME-WINNING DRIVES

MANNING'S 37 GAME-WINNING DRIVES - REGULAR SEASON

Victories in which he has rallied the Giants from a fourth-quarter deficit or tie to win.

| DATE | OPP. | SCORE OF DRIVE | START FINAL SCORE | START TIME | END TIME | SCORING PLAY | P | Y | T |
|----------|-------------------|-------------------|-------------------------|---------------|-------------|------------------------------------|----|----|------|
| 1/2/05 | vs. Dallas | 21-24 | 28-24 | 1:49 | 0:11 | Barber 3-yd TD run | 6 | 66 | 1:38 |
| 10/23/05 | vs. Denver | 10-23 | 24-23 | 3:29 | 0:05 | Manning 2-yd TD pass to Toomer | 15 | 83 | 3:24 |
| 12/11/05 | at Philadelphia | 23-23 | 26-23 (OT) | 5:38 | 3:55 | Feely 36-yd FG | 4 | 9 | 1:43 |
| 9/17/06 | vs. Philadelphia | 7-24 | 30-24 (OT) | 9:55 | 3:11 | Manning 31-yd TD pass to Burress | 13 | 85 | 6:44 |
| 11/5/06 | vs. Houston | 7-10 | 14-10 | 12:41 | 7:49 | Manning 3-yd TD pass to Shockey | 11 | 67 | 4:52 |
| 9/23/07 | vs. Washington | 10-17 | 24-17 | 7:33 | 5:32 | Manning 33-yd TD pass to Burress | 4 | 44 | 2:01 |
| 10/7/07 | vs. Jets | 21-24 | 35-24 | 12:23 | 7:52 | Manning 53-yd TD pass to Burress | 8 | 98 | 7:08 |
| 12/2/07 | at Chicago | 7-16 | 21-16 | 4:55 | 1:33 | Droughns 2-yd TD run | 9 | 77 | 3:22 |
| 9/21/08 | vs. Cincinnati | 16-20 | 26-23(OT) | 10:28 | 8:39 | Carney 22-yd FG | 8 | 62 | 1:49 |
| 10/26/08 | at Pittsburgh | 9-14 | 21-14 | 6:48 | 3:07 | Manning 2-yd TD pass to Boss | 7 | 53 | 3:41 |
| 12/21/08 | vs. Carolina | 20-28 | 34-28 (OT) | 12:20 | 9:57 | Jacobs 2-yd TD run | 6 | 87 | 2:23 |
| 9/20/09 | at Dallas | 30-31 | 33-31 | 3:40 | 0:00 | Tynes 37-yd FG | 11 | 56 | 3:40 |
| 11/22/09 | vs. Atlanta | 31-31 | 34-31 (OT) | 15:00 | 11:06 | Tynes 36-yd FG | 8 | 49 | 3:54 |
| 11/28/10 | vs. Jacksonville | 17-20 | 24-20 | 5:55 | 3:15 | Manning 32-yd TD pass to Boss | 6 | 69 | 2:40 |
| 9/25/11 | at Philadelphia | 14-16 | 29-16 | 11:37 | 8:07 | Manning 28-yd TD pass to Cruz | 7 | 54 | 3:30 |
| 10/2/11 | at Arizona | 17-27 | 31-27 | 5:16 | 2:39 | TD passes to Ballard + Nicks | 2 | 48 | 0:31 |
| 10/16/11 | vs. Buffalo | 24-24 | 27-24 | 4:02 | 1:32 | Tynes 23-yd FG | 9 | 76 | 2:30 |
| 10/30/11 | vs. Miami | 13-17 | 20-17 | 8:28 | 5:58 | Manning 25-yd TD pass to Cruz | 6 | 53 | 2:30 |
| 11/6/11 | at New England | 17-20 | 24-20 | 1:36 | 0:15 | Manning 1-yd TD pass to Ballard | 8 | 80 | 1:21 |
| 12/11/11 | at Dallas | 22-34 | 37-34 | 5:41 | 0:46 | Jacobs 1-yd TD run | 6 | 58 | 1:26 |
| 9/16/12 | vs. Tampa Bay | 34-34 | 41-34 | 1:58 | 0:31 | Brown 2-yd TD run | 4 | 80 | 1:27 |
| 10/21/12 | vs. Washington | 20-23 | 27-23 | 1:32 | 1:13 | Manning 75-yd TD pass to Cruz | 2 | 77 | 0:19 |
| 10/28/12 | at Dallas | 23-24 | 29-24 | 6:40 | 3:31 | Tynes 31-yd FG | 6 | 26 | 3:09 |
| 12/1/13 | at Washington | 14-17 | 24-17 | 0:54 (3rd) | 14:26 | Brown 1-TD run | 4 | 46 | 1:28 |
| 12/22/13 | at Detroit | 20-20 | 23-20 | 12:44 (OT) | 7:32 | Brown 45-yd FG | 11 | 45 | 7:28 |
| 10/5/14 | vs. Atlanta | 10-20 | 30-20 | 0:24 (3rd) | 10:02 | Manning 15-yd TD pass to Beckham | 11 | 64 | 5:22 |
| 10/11/15 | vs. San Francisco | 23-27 | 30-27 | 1:45 | 0:21 | Manning 12-yd TD pass to Donnell | 8 | 82 | 1:24 |
| 12/15/15 | at Miami | 24-24 | 31-24 | 11:58 | 11:28 | Manning 84-yd TD pass to Beckham | 2 | 96 | 0:45 |
| 09/11/16 | at Dallas | 19-13 | 20-19 | 10:12 | 6:13 | Manning 3-yard TD pass to Cruz | 9 | 59 | 3:59 |
| 9/18/16 | vs. New Orleans | 13-13 | 16-13 | 2:54 | 0:00 | Brown 23-yard FG | 11 | 70 | 2:54 |
| 10/16/16 | vs. Baltimore | 20-23 | 27-23 | 2:04 | 0:40 | Manning 66-yard TD pass to Beckham | 4 | 75 | 1:24 |
| 10/26/16 | at Los Angeles* | 10-10 | 17-10 | 12:06 | 9:27 | Jennings 1-yd TD run | 6 | 35 | 2:43 |
| 11/14/16 | vs. Cincinnati | 14-20 | 21-20 | 1:56 | 14:05 | Manning 3-yd TD pass to Shepard | 7 | 47 | 2:51 |
| 01/01/17 | at Washington | 10-10 | 19-10 | 6:01 | 2:17 | Gould 40-yd FG | 8 | 58 | 3:49 |
| 11/19/17 | vs. Kansas City | 9-9 | 12-9 (OT) | 5:54 | 1:57 | Rosas 23-yd FG | 10 | 77 | 4:00 |
| 11/12/18 | at San Francisco | 20-23 | 27-23 | 2:46 | 0:53 | Manning 3-yd TD pass to Shepard | 9 | 75 | 1:53 |
| 12/2/18 | vs. Chicago | 27-27 | 30-27 (OT) | 5:57 | 4:03 | Rosas 44-yd FG | 8 | 49 | 1:53 |

MANNING'S 5 GAME-WINNING DRIVES - POSTSEASON

Victories in which he has rallied the Giants from a fourth-quarter deficit or tie to win.

| DATE | OPP. | SCORE OF DRIVE | START FINAL SCORE | START TIME | END TIME | SCORING PLAY | P | Y | T |
|---------|------------------|-------------------|-------------------------|---------------|-------------|----------------------------------|----|----|------|
| 1/13/08 | at Dallas | 14-17 | 21-17 | 0:53 (3rd) | 13:29 | Jacobs 1-yd TD run | 6 | 37 | 1:31 |
| 1/20/08 | at Green Bay | 20-20 | 23-20 (OT) | 14:04 | 12:25 | Tynes 47-yd FG | 4 | 5 | 2:35 |
| 2/3/08 | at New England | 10-14 | 17-14 | 2:42 | 0:35 | Manning 13-yd TD pass to Burress | 12 | 83 | 2:07 |
| 1/22/12 | at San Francisco | 17-17 | 20-17(OT) | 9:32 | 7:06 | Tynes 31-yard FG | 5 | 11 | 2:26 |
| 2/5/12 | vs. New England | 14-17 | 21-17 | 3:46 | 0:57 | Bradshaw 6-yd TD run | 9 | 88 | 2:49 |

CAN'T COUNT HIM OUT

In his first career start at Tampa Bay on Sept. 22, 2019, Daniel Jones threw for 336 yards and accounted for 4 touchdowns, leading the Giants to a 32-31 comeback win over the Buccaneers. Overcoming a 28-10 halftime deficit, it was the Giants' first victory when trailing by 18 or more points since Nov. 15, 1970, when they fell behind Washington, 33-14, but scored 21 unanswered points in the fourth quarter to win, 35-33.

Largest Comeback Victories in Giants History

| Date | Opponent | Deficit | Final |
|------------|----------------------|---------|-------|
| 12/02/1945 | PHILADELPHIA EAGLES | 21 | 28-21 |
| 10/30/1949 | CHICAGO CARDINALS | 21 | 41-38 |
| 11/19/1950 | BALTIMORE COLTS | 20 | 55-20 |
| 09/15/1963 | BALTIMORE COLTS | 18 | 37-28 |
| 11/15/1970 | WASHINGTON REDSKINS | 19 | 35-33 |
| 09/22/2019 | TAMPA BAY BUCCANEERS | 18 | 32-31 |

DUAL THREAT

According to NFL Next Gen Stats, Daniel Jones reached 19.47 MPH on his 7-yard TD run in the second quarter at Tampa Bay. His fastest run came on a third down conversion also in the second quarter. Jones is now responsible for two of the fastest speeds reached by a QB this season:

Fastest Speeds by a QB 2019 Season

| Player | Team | Speed |
|------------------|------|-----------|
| 1. LAMAR JACKSON | BAL | 19.78 MPH |
| 2. KYLER MURRAY | ARI | 19.72 MPH |
| 3. DANIEL JONES | NYG | 19.51 MPH |
| 4. DANIEL JONES | NYG | 19.47 MPH |

STARTING OFF RIGHT

Jones is the second rookie quarterback and fifth in team history to win his first two starts. He joins Phil Simms as the only other quarterback to win his first two starts as a rookie.

Giants Quarterbacks To Win First Two Starts

| Player | Year |
|-------------------|-----------|
| 1. DANIEL JONES** | 2019 |
| 2. DANNY KANELL | 1997 |
| 3. DAVE BROWN | 1994 |
| 4. JEFF HOSTETLER | 1988-1989 |
| 5. PHIL SIMMS* | 1979 |

*Jones 561 yards are a record for yards in a quarterback's first two starts in Giants history.

* Rookie Season

COOL UNDER PRESSURE

Jones has been cool under pressure in third down situations. Through Week 5, Jones has a 102.5 passer rating on third down. Below is where he ranks in the NFC.

Highest Passer Rating on Third Down NFC

| Player | Team | QB Rtg. |
|----------------------|------|---------|
| 1. RUSSELL WILSON | SEA | 119.6 |
| 2. CARSON WENTZ | PHI | 117.4 |
| 3. MATT RYAN | ATL | 114.5 |
| 4. KYLE ALLEN | CAR | 103.3 |
| 5. DANIEL JONES | NYG | 102.5 |
| 6. MATTHEW STAFFORD | DET | 98.1 |
| 7. KIRK COUSINS | MIN | 94.2 |
| 8. DAK PRESCOTT | DAL | 84.4 |
| 9. AARON RODGERS | GB | 83.9 |
| *10. JIMMY GAROPPOLO | SF | 82.9 |

* EXCLUDES MONDAY NIGHT GAME (10/7/19)

DEBUT FOR THE AGES

Daniel Jones became the 14th quarterback to make his first NFL start in a Giants uniform since the 1970 merger. The chart below shows how each quarterback fared in their debut.

| Date | Name | ATT/CMP | YDS | TD | OPP | RES |
|------------|----------------|---------|-----|----|--------|-----|
| 09/18/1977 | JERRY GOLSTEIN | 14 / 7 | 123 | 1 | WAS | W |
| 10/09/1977 | JOE PISARCIC | 38 / 12 | 193 | 1 | PHI | L |
| 12/10/1978 | RANDY DEAN | 14 / 8 | 24 | 1 | STL | W |
| 10/07/1979 | PHIL SIMMS | 12 / 6 | 37 | 0 | TB | W |
| 12/07/1980 | SCOTT BRUNNER | 18 / 8 | 161 | 2 | AT SEA | W |
| 10/05/1987 | JIM CROCCCHIA | 15 / 6 | 89 | 1 | SF | L |
| 10/11/1987 | MIKE BUSCH | 41 / 14 | 183 | 1 | WAS | L |
| 11/27/1988 | JEFF HOSTETLER | 10 / 5 | 128 | 1 | AT NO | W |
| 11/26/1992 | KENT GRAHAM | 28 / 12 | 151 | 0 | AT DAL | L |
| 09/04/1994 | DAVE BROWN | 20 / 10 | 171 | 1 | PHI | W |
| 10/12/1997 | DANNY KANELL | 28 / 13 | 198 | 1 | AT ARI | W |
| 12/14/2003 | JESSE PALMER | 26 / 15 | 140 | 1 | AT NO | L |
| 11/21/2004 | ELI MANNING | 37 / 17 | 162 | 1 | ATL | L |
| 09/22/2019 | DANIEL JONES | 36 / 23 | 336 | 2 | AT TB | W |

ROOKIE SPOTLIGHT

Jones passed for the most yards of any rookie first-round draft pick in their first career start in the last 5 seasons. The chart below shows how Jones' debut stacks up against all other quarterbacks drafted in the first round in the last 5 years.

| DATE | NAME | ATT/CMP | YDS | TD | OPP | RES |
|------------|----------------------|---------|-----|----|--------|-----|
| 09/13/2015 | JAMEIS WINSTON (TB) | 33 / 16 | 210 | 2 | TEN | L |
| 09/13/2015 | MARCUS MARIOTA (TEN) | 15 / 13 | 209 | 4 | AT TB | W |
| 09/11/2016 | CARSON WENTZ (PHI) | 37 / 22 | 278 | 2 | CLE | W |
| 09/14/2017 | DESHAUN WATSON (HOU) | 24 / 15 | 125 | 0 | AT CIN | W |
| 09/30/2018 | BAKER MAYFIELD (CLE) | 41 / 21 | 295 | 2 | AT OAK | L |
| 09/10/2018 | SAM DARNOLD (NYJ) | 21 / 16 | 198 | 2 | AT DET | W |
| 09/16/2018 | JOSH ALLEN (BUF) | 33 / 18 | 245 | 1 | LAC | L |
| 09/30/2018 | JOSH ROSEN (ARI) | 15 / 27 | 180 | 1 | SEA | L |
| 11/18/2018 | LAMAR JACKSON (BAL) | 19 / 13 | 150 | 0 | CIN | W |
| 09/08/2019 | KYLER MURRAY (ARI) | 29 / 54 | 308 | 2 | DET | T |
| 09/22/2019 | DANIEL JONES (NYG) | 36 / 23 | 336 | 2 | AT TB | W |

SAQUON BARKLEY NOTES

NOT YOUR AVERAGE RUNNING BACK

Since 2018, Saquon Barkley is averaging 5.18 yards per carry. Below is his rank over that time span. His 1,544 rushing yards are the second most of any running back in the top 10.

Highest Yards per Carry 2018-Present

| Player | Team | Att. | Avg. |
|--|------------|------------|-------------|
| *1. MATT BREIDA | SF | 194 | 5.36 |
| 2. PHILLIP LINDSAY | DEN | 261 | 5.23 |
| 3. CHRISTIAN McCaffrey | CAR | 324 | 5.20 |
| 4. SAQUON BARKLEY | NYG | 298 | 5.18 |
| *5. NICK CHUBB | CLE | 270 | 5.16 |
| 6. DALVIN COOK | MIN | 225 | 5.14 |
| 7. GUS EDWARDS | BAL | 175 | 5.05 |
| 8. MELVIN GORDON III | LAC | 187 | 4.90 |
| 9. AARON JONES | GB | 211 | 4.88 |
| 10. RASHAAD PENNY | SEA | 107 | 4.83 |
| * EXCLUDES MONDAY NIGHT GAME (10/7/19) | | | |

HOME RUN THREAT

Barkley's 59-yd run on his first carry at Dallas in Week 1 was his 7th rush of 50 or more yards since 2018. Below is where he ranks over that time span.

Most 50+ YARD RUSHES 2018-19

| Player | Team(s) | 50+ Rushes |
|--------------------------|------------|------------|
| 1. SAQUON BARKLEY | NYG | 7 |
| 2. ISIAH CROWELL | NYJ | 3 |
| 3. LAMAR MILLER | HOU | 3 |
| T4. 6 PLAYERS TIED | | 2 |
| T5. 19 PLAYERS TIED | | 1 |

KEEP IT

In just career 19 games, Saquon Barkley has reached 100 yards rushing 9 times. He is already in the top 8 in team history in games with 100 yards rushing or more. The chart below shows where he ranks.

Most 100-yard rushing games Team History

| Player | Years | 100+ yds |
|--------------------------|----------------|----------|
| 1. TIKI BARBER | 1997-06 | 38 |
| 2. JOE MORRIS | 1982-89 | 19 |
| 3. RODNEY HAMPTON | 1990-97 | 17 |
| 4. BRANDON JACOBS | 2005-11, 13 | 13 |
| 5. AHMAD BRADSHAW | 2007-12 | 12 |
| 6. EDDIE PRICE | 1950-55 | 11 |
| 7. RON JOHNSON | 1970-75 | 10 |
| 8. SAQUON BARKLEY | 2018-19 | 9 |

SAY SAY 2K

Barkley finished the 2018 season with 2,028 scrimmage yards. He was the third rookie to eclipse 2,000 scrimmage yards in a season.

Most Single-Season Scrimmage Yards by Rookie in NFL History

| Player | Rush. | Rec. | Scrimm.Yards |
|---------------------------------|--------------|------------|--------------|
| 1. ERIC DICKERSON (1983) | 1,808 | 404 | 2,212 |
| 2. EDGERRIN JAMES (1981) | 1,553 | 586 | 2,139 |
| 3. SAQUON BARKLEY (2018) | 1,307 | 721 | 2,028 |

BRINGING HIS "A" GAME

Through Week 5 of the 2019 season, Barkley is averaging 81.3 yards a game. Below is where he ranks since his rookie year in 2018.

Highest Yards per Game 2018-Present

| Player | Team | Yards per Game |
|--------------------------|------------|----------------|
| 1. EZEKIEL ELLIOTT | DAL | 91.0 |
| 2. SAQUON BARKLEY | NYG | 81.3 |
| 3. MARLON MACK | IND | 81.1 |
| 4. CHRIS CARSON | SEA | 80.6 |
| 5. CHRISTIAN McCAFFREY | CAR | 75.5 |
| 6. TODD GURLEY II | LAR | 80.1 |
| 7. JOE MIXON | CIN | 74.2 |
| 8. LEONARD FOURNETTE | JAX | 73.2 |
| 9. DALVIN COOK | MIN | 72.3 |
| 10. MELVIN GORDON | LAC | 70.5 |

BARKLEY BREAKDOWN

Below is a breakdown of all 16 touchdowns from Barkley's career.

| Date | Opp. | Touchdown |
|-----------------|------------|------------------|
| 9/9/18 | JAX | 68 yd run |
| 9/23/18 | HOU | 15 yd run |
| 9/30/18 | NO | 1 yd run |
| 10/7/18 | CAR | 57 yd reception |
| 10/7/18 | CAR | 15 yd reception |
| 10/11/18 | PHI | 50 yd run |
| 10/22/18 | ATL | 2 yd run |
| 11/18/18 | TB | 6 yd reception |
| 11/18/18 | TB | 5 yd run |
| 11/18/18 | TB | 2 yd run |
| 11/25/18 | PHI | 13 yd reception |
| 11/25/18 | PHI | 51 yd run |
| 12/9/18* | WAS | 78 yd run |
| 12/23/18 | IND | 1 yd run |
| 12/30/18 | DAL | 2 yd run |
| 09/15/19 | BUF | 27 yd run |

* Broke record for most touchdowns by a rookie in Giants history.

EVAN ALMIGHTY

Evan Engram eclipsed 100-yards receiving for the first time in his career in Week 1 at Dallas. He did so again in Week 3 at Tampa Bay. Below are his top ten performances by yardage since entering the league in 2017.

| Date | Opp. | Rec | Yds | TD |
|--------------|------|-----|-----|----|
| 1. 09/09/19 | DAL | 11 | 116 | 1 |
| 2. 09/22/19 | TB | 6 | 113 | 1* |
| 3. 12/03/17 | OAK | 7 | 99 | 1 |
| 4. 12/17/17 | PHI | 8 | 87 | 0 |
| 5. 12/23/18 | IND | 6 | 87 | 0 |
| 6. 10/15/17 | DEN | 5 | 82 | 1 |
| 7. 12/30/18 | DAL | 5 | 81 | 1 |
| 8. 12/09/18 | WAS | 3 | 77 | 0 |
| 9. 12/16/18 | TEN | 8 | 75 | 0 |
| 10. 11/05/17 | LAR | 4 | 70 | 1 |

*75-yard touchdown reception is the longest reception by a tight end in Giants history.

EASY E

Engram is off to a great start in 2019. Through Week 5, he is in the top 3 among NFL tight ends in receptions, yards and receiving first downs. Below are his rankings in these categories.

Most Receptions NFL Tight Ends

| Player | Team | Rec. |
|------------------|------|------|
| 1. DARREN WALLER | OAK | 37 |
| 2. AUSTIN HOOPER | ATL | 34 |
| 3. EVAN ENGRAM | NYG | 33 |
| 4. ZACH ERTZ | PHI | 29 |
| T5. TRAVIS KELCE | KAN | 28 |
| T5. MARK ANDREWS | BAL | 28 |
| 7. WILL DISSLY | SEA | 23 |

Most Receiving Yards NFL Tight Ends

| Player | Team | Yards |
|------------------|------|-------|
| 1. TRAVIS KELCE | KAN | 439 |
| 2. EVAN ENGRAM | NYG | 373 |
| 3. AUSTIN HOOPER | ATL | 363 |
| 4. DARREN WALLER | OAK | 359 |
| 5. MARK ANDREWS | BAL | 311 |

Most First Down Receptions NFL Tight Ends

| Player | Team | First Downs |
|-------------------|------|-------------|
| 1. TRAVIS KELCE | KAN | 23 |
| 2. EVAN ENGRAM | NYG | 18 |
| T3. DARREN WALLER | OAK | 17 |
| T3. MARK ANDREWS | BAL | 17 |
| T5. AUSTIN HOOPER | ATL | 17 |
| 6. ZACH ERTZ | PHI | 15 |

ENGRAM IN THE ENDOZONE

Engram has scored 11 touchdowns in his first 31 games with the Giants. Below is where he ranks in the NFL in touchdowns among tight ends since entering the league in 2017.

Most Touchdowns Since 2017 Among Tight Ends

| Player | TDs |
|---------------------------|-----|
| T1. TRAVIS KELCE (KC) | 19 |
| T1. ERIC EBRON | 19 |
| 3. ZACH ERTZ (PHI) | 17 |
| 4. JIMMY GRAHAM (SEA/GB) | 14 |
| 5. CAMERON BRATE (TB) | 13 |
| 6. KYLE RUDDOLPH (MIN) | 12 |
| 7. EVAN ENGRAM (NYG) | 11 |
| T7. O.J. HOWARD (TB) | 11 |
| T7. TREY BURTON (PHI/CHI) | 11 |
| T11. 4 PLAYERS TIED | 9 |

RECEIVING LEADERS

Through Week 5, Engram is tied for eighth in the NFL in receptions.

NFL / Most Receptions (2019 season)

| Player | Team | Rec |
|-------------------|------|-----|
| 1. MICHAEL THOMAS | NO | 45 |
| 2. COOPER KUPP | LAR | 41 |
| 3. AUSTIN EKKELER | LAC | 39 |
| 4. KEENAN ALLEN | LAC | 38 |
| T5. TYLER BOYD | CIN | 37 |
| T5. DARREN WALLER | OAK | 37 |
| 7. AUSTIN HOOPER | ATL | 34 |
| 8. EVAN ENGRAM | NYG | 33 |
| T8. CHRIS GODWIN | TB | 33 |
| 10. AMARI COOPER | DAL | 32 |

DOUBLE E

Since being drafted 23rd overall in the 2017 NFL Draft, Evan Engram has racked up 1,672 receiving yards. Below is where he ranks in the NFC among active tight ends since entering the league.

Most Yards Receiving Since 2017 NFC Tight Ends

| Player | Team | YDS |
|-------------------|--------|-------|
| 1. ZACH ERTZ | PHI | 2,229 |
| *2. GEORGE KITTLE | SF | 2,057 |
| 3. EVAN ENGRAM | NYG | 1,672 |
| 4. AUSTIN HOOPER | ATL | 1,549 |
| 5. JIMMY GRAHAM | GB/SEA | 1,288 |

* EXCLUDES MONDAY NIGHT GAME VS. CLEVELAND (10/7/19)

HEAD OF HIS CLASS

Of the 33 wide receivers selected in the 2016 NFL draft, Sterling Shepard has been one of the best receivers from the draft class. He ranks in the top five in receptions and touchdown receptions among his class. The charts below show where Shepard stacks up in those categories among fourth-year receivers:

Most Career Receptions Among Third-Year WRs

| Player | Team | Rec. |
|----------------------------|------------|------------|
| 1. MICHAEL THOMAS | NO | 366 |
| 2. TYREEK HILL | KC | 225 |
| 3. STERLING SHEPARD | NYG | 215 |
| 4. TYLER BOYD | CIN | 189 |
| 5. WILL FULLER V | HOU | 135 |

Most Career TD Receptions Among Third-Year WRs

| Player | Team | TD |
|----------------------------|------------|-----------|
| 1. MICHAEL THOMAS | NO | 26 |
| 2. TYREEK HILL | KC | 25 |
| 3. WILL FULLER V | HOU | 16 |
| 4. STERLING SHEPARD | NYG | 15 |
| 5. TYLER BOYD | CIN | 11 |

LEADING MAN

Shepard entered the 2019 season as the Giants' top returning receiver. Below are some of his best games since entering the league in 2016.

| Date | Opp. | Rec | YDS | TD |
|-----------|------|-----|-----|----|
| 09/22/19 | TB | 7 | 100 | 1 |
| 12/23/18 | IND | 6 | 113 | 0 |
| 10/22/18 | ATL | 5 | 167 | 0 |
| 09/30/18 | NO | 10 | 77 | 1 |
| 12/17/17 | PHI | 11 | 139 | 1 |
| 11/12/17 | SF | 11 | 142 | 0 |
| 09/24/17 | PHI | 7 | 133 | 1 |
| 09/18/16 | NO | 8 | 117 | 0 |
| 09/11/16* | DAL | 3 | 43 | 1 |

*FIRST CAREER NFL GAME

STILL STERLING

Shepard has been a steady part of the Giants offense thus far. He is averaging 6.7receptions per game through Week 5. Below is where he ranks in the NFC.

Highest Receptions per Game 2019 (NFC)

| Player | Team | Rec Avg. |
|----------------------------|------------|------------|
| 1. MICHAEL THOMAS | NO | 9.0 |
| 2. COOPER KUPP | LAR | 8.2 |
| 3. CHRIS GODWIN | TB | 6.6 |
| 4. AMARI COOPER | DAL | 6.4 |
| 5. STERLING SHEPARD | NYG | 6.3 |
| TS. DAVANTE ADAMS | GB | 6.3 |

GOLDEN STANDARD

Since entering the league in 2010, Golden Tate III leads the NFL in yards after catch.

MOST YARDS AFTER CATCH IN THE NFL 2010-PRESENT

| Player | YAC |
|----------------------------|--------------|
| 1. GOLDEN TATE III* | 4,048 |
| 2. L'SEAN MCCOY* | 4,010 |
| 3. ANTONIO BROWN | 3,997 |
| 4. DARREN SPROLES* | 3,930 |
| 5. JULIO JONES* | 3,909 |
| 6. DEMARIUS THOMAS* | 3,637 |
| 7. MATT FORTE | 3,575 |
| 8. LARRY FITZGERALD* | 3,306 |
| 9. ROB GRONKOWSKI | 3,230 |
| 10. RANDALL COBB* | 3,025 |

*ACTIVE

SHOWTIME TATE

Since being drafted in the second round of the 2010 draft, Tate III has recorded 614 receptions. Below is where he ranks in the NFC since 2010.

Most Receptions/ NFC (2010-Present)

| Player | Team | Rec |
|--|------------|------------|
| 1. LARRY FITZGERALD* | ARI | 809 |
| 2. JULIO JONES* | ATL | 724 |
| 3. GOLDEN TATE III* SEA/DET/PHI/NYG | | 614 |
| 4. CALVIN JOHNSON | DET | 538 |
| 5. DEZ BRYANT | DAL | 531 |
| 6. JORDY NELSON | GB | 495 |
| 7. DOUG BALDWIN | SEA | 493 |
| 7. RODDY WHITE | ATL | 493 |
| 9. RANDALL COBB* | GB/DAL | 487 |
| 10. DESEAN JACKSON* | PHI/WAS/TB | 473 |

* ACTIVE

TATE THE GREAT

Tate III is one of seven wide receivers to record 90+ receptions in four consecutive seasons. Below is the full list of receivers.

CONSECUTIVE SEASONS OF 90+ RECEPTIONS

| Player | NFL History Streak | Years |
|-----------------------|-----------------------|----------------|
| 1. TORRY HOLT | 6 | 2002-07 |
| 2. ANTONIO BROWN | 6 | 2013-18 |
| 3. MARVIN HARRISON | 5 | 1999-03 |
| 4. DEMARIUS THOMAS | 5 | 2012-16 |
| 5. GOLDEN TATE | 4 | 2014-17 |
| 6. LARRY FITZGERALD | 4 | 2007-10 |
| 7. JERRY RICE | 4 | 1993-96 |

PRESSURE COOKER

Since Week 2, the Giants defense has compiled 13 sacks. Below is where they rank in the NFC over that time span.

Most Sacks since Week 2 NFC

| Team | Sacks |
|---------------------------|-----------|
| 1. CAROLINA PANTHERS | 17 |
| 2. NEW YORK GIANTS | 13 |
| T3. CHICAGO BEARS | 12 |
| T3. PHILADELPHIA EAGLES | 12 |
| 5. DALLAS COWBOYS | 11 |
| T5. MINNESOTA VIKINGS | 11 |

GOLDMAN SACKS

Markus Golden has a team high 4.5 sacks and has recorded at least a half sack in four straight games. Below is where he ranks in sacks in the NFC.

Most Sacks NFC

| Player | Team | Sacks |
|--------------------------|------------|------------|
| 1. SHAQUIL BARRETT | TB | 9.0 |
| 2. MARIO ADDISON | CAR | 6.5 |
| 3. CLAY MATTHEWS | LAR | 6.0 |
| 4. PRESTON SMITH | GB | 5.5 |
| T5. DANIELLE HUNTER | MIN | 5.0 |
| T5. ZA'DARIUS SMITH | GB | 5.0 |
| T7. MARKUS GOLDEN | NYG | 4.5 |
| T7. KHALIL MACK | CHI | 4.5 |
| T9. CHANDLER JONES | ARI | 4.0 |
| T9. NICK WILLIAMS | CHI | 4.0 |

IN"TREE"CEPTION

In Week 14 of the 2018 season at Washington, LB Alec Ogletree recorded his 11th career interception, and his fifth of the season. The chart below shows the NFL leaders in interceptions among linebackers since he entered the league in 2013.

Most Interceptions Since 2013 NFL Linebackers

| Player | Team(s) | INTs |
|-------------------------|----------------|-----------|
| 1. LUKE KUECHLY | CAR | 14 |
| 2. ALEC OGLETREE | LAR/NYG | 11 |
| T3. KIKO ALONSO | MIA/BUF/PHI | 10 |
| T3. C.J. MOSLEY | BAL/NYJ | 10 |
| T3. JAMIE COLLINS SR. | NE/CLE | 10 |
| T3. LAVONTE DAVID | TB | 10 |
| 7. THOMAS DAVIS SR. | CAR/LAC | 9 |

A SAFE BET

Since entering the league in 2006, Antoine Bethea has recorded 1,455 total tackles. Below is where he ranks in career tackles among safeties in NFL history.

Most Tackles in NFL History Safeties

| Player | Total Tackles |
|--------------------------------------|---------------|
| 1. ANTOINE BETHEA (2006-2019) | 1,455 |
| 2. LAWYER MILLOY (1996-2010) | 1,432 |
| 3. CHARLES WOODSON (1998-2015) | 1,220 |
| 4. RONDE BARBER (1997-2012) | 1,219 |
| 5. RODNEY HARRISON (1994-2008) | 1,185 |

JACKRABBIT JENKINS

In 2019, Janoris Jenkins has a team high six passes defended. Since entering the league in 2012, he has recorded 96 passes defended. The chart below shows where he ranks over that time span.

Most Passes Defended Since 2012 NFC

| Player | Team(s) | Passes Def. |
|---------------------------|----------------|-------------|
| 1. JANORIS JENKINS | STL/NYG | 96 |
| 2. DARIUS SLAY | DET | 94 |
| *3. RICHARD SHERMAN | SEA/SF | 90 |
| 4. ROBERT ALFORD | ATL | 85 |
| 5. JOSH NORMAN | CAR/WAS | 77 |
| 6. DESMOND TRUFANT | ATL | 76 |
| 7. XAVIER RHODES | MIN | 70 |
| T8. KYLE FULLER | CHI | 67 |
| T8. TRUMAINE JOHNSON | STL/LAR | 67 |
| 10. BASHAUD BREELAND | WAS/GB/KC | 64 |

* EXCLUDES MONDAY NIGHT GAME (10/7/19)

DOWN THE RABBIT HOLE

Of Jenkins' 20 career interceptions since his rookie season in 2012, he has returned seven for touchdowns, which leads the NFL. Jenkins also has recorded the second most interception yards in the NFL within the same time span. The chart below shows the NFL leaders in interception yards and touchdowns since Jenkins entered the league in 2012:

Most Interception Yards & TDs Since 2012 NFL

| Player | INT Yards | INT TDs |
|----------------------------|------------|----------|
| T1. JANORIS JENKINS | 459 | 7 |
| T1. AQIB TALIB | 475 | 7 |
| T3. MALCOLM JENKINS | 379 | 5 |
| T3. WILLIAM GAY | 170 | 5 |
| 5. ALEC OGLETREE (LB) | 259 | 4 |

2019 TEAM NOTES

IRON MEN

Both Kevin Zeitler and Nate Solder have been reliable when it comes to availability. Below is where they rank among offensive linemen in offensive snaps since 2010.

MOST OFFENSIVE SNAPS IN THE NFL (OFFENSIVE LINEMEN) 2010-PRESENT

| Player | Team(s) | Offensive Snaps |
|----------------------|-------------|-----------------|
| 1. MITCHELL SCHWARTZ | CLE/KAN | 7,664 |
| 2. ANTHONY CASTONZO | IND | 7,418 |
| 3. ANDREW WHITWORTH | CIN/LAR | 7,367 |
| 4. KEVIN ZEITLER | CIN/CLE/NYG | 7,164 |
| 5. RAMON FOSTER | PIT | 7,076 |
| 6. NATE SOLDER | NE/NYG | 7,038 |
| 7. ALEX MACK | CLE/ATL | 6,914 |
| 8. JOE STALEY | SF | 6,905 |
| 9. DUANE BROWN | HOU/SEA | 6,861 |
| 10. CLINT BOLING | CIN | 6,818 |

FOOTING THE BILL

Aldrick Rosas' franchise record 57-yard field goal in 2018 put him third in Giants history with seven field goals from 50 yards or more. He needs three more 50+ yard kicks to pass Joe Danelo for the most in team history.

Most 50+ Yard Field Goals Made in Giants History

| Player | 50+Yard FGs |
|----------------------------------|-------------|
| 1. JOE DANALO (1976-82) | 9 |
| 2. JOSH BROWN (2013-15) | 8 |
| 3. ALDRICK ROSAS (2017-PRESENT)* | 7 |
| 4. BRAD DALUISSO (1993-00) | 6 |
| 5. LAWRENCE TYNES (2007-12) | 5 |

*ACTIVE

CONSISTENT FROM DISTANCE

Since entering the league in 2017, Rosas has converted 7 of 8 attempts from 50 yards or more. Below is where he ranks in FG percentage of 50+ yard field goals since 2017.

Highest FG Pct. on 50+ Yard Field Goals NFL (2017-Present)

| Player | FG Percentage |
|----------------------|---------------|
| 1. CHRIS BOSWELL | 100%(5/5) |
| 2. ALDRICK ROSAS | 87.5%(7/8) |
| T3. ROBBIE GOULD | 85.7%(6/7) |
| T3. JOSH LAMBO | 85.7%(6/7) |
| 5. GIORGIO TAVECCHIO | 83.3%(5/6) |
| T6. MATT BRYANT | 81.3%(13/16) |
| T6. GREG ZURLEIN | 81.3%(13/16) |

* ACTIVE KICKERS

GOLDEN BOOT

In Week 13 of the 2018 season, Rosas set a new franchise record for the longest made field goal when he converted a 57-yard attempt as time expired in the second quarter. The previous record was held by Ali Haji-Sheikh, who kicked two 56-yard field goals during the 1983 season.

Longest Field Goal in Giants History

| Player | FG Long |
|---------------------------|---------|
| 1. ALDRICK ROSAS (2018) * | 57 |
| 2. ALI HAJI-SHEIKH (1983) | 56 |
| 3. ALI HAJI-SHEIKH (1983) | 56 |
| 4. JOE DANALO (1981) | 55 |
| T5. MATT BAHR (1991) | 54 |

*ACTIVE

FLIPPING THE FIELD

Through Week 4, Riley Dixon has a net punting average of 46.8 yards. In 2018, Dixon had a career best 41.8 net punting average. Below is where he ranks in the NFL in 2019.

Net Punting Avg. NFL

| Player | Team | Net Avg |
|---------------------|------|---------|
| 1. TRESS WAY | WAS | 46.4 |
| 2. LOGAN COOKE | JAX | 45.2 |
| 3. RILEY DIXON | NYG | 44.8 |
| 4. CAMERON JOHNSTON | PHI | 44.7 |
| T5. MATT HAACK | MIA | 44.5 |
| T5. ANDY LEE | ARI | 44.5 |
| 7. JK SCOTT | GB | 44.1 |
| 8. THOMAS MORESTEAD | NO | 43.8 |
| T9. JAKE BAILEY | NE | 43.4 |
| T9. BRETT KERN | TEN | 43.4 |

BALLENTINE'S DAY

Rookie Corey Ballentine had a career high 52-yard kick off return against Minnesota in Week 5. Below is where he ranks in kick off return average in the NFL.

Kick Off Return Avg. NFL

| Player | Team | Ret Avg. |
|---------------------|------|----------|
| 1. JAMAL AGNEW | DET | 32.4 |
| 2. COREY BALLENTINE | NYG | 26.3 |
| 3. MILES SANDERS | PHI | 25.9 |
| 4. JAKEEM GRANT | MIA | 23.6 |
| T5. STEVEN SIMS JR. | WAS | 22.8 |
| T5. JUSTICE HILL | BAL | 22.8 |
| 7. RAY-RAY MCLOUD | CAR | 21.8 |
| 8. TRENTON CANNON | NYJ | 19.2 |

ROSTER BREAKDOWN





2019 NEW YORK GIANTS ALPHABETICAL ROSTER

(as of Oct. 7, 2019)

| NO. | LAST | FIRST | POS. | HT. | WT. | AGE | EXP. | COLLEGE | HOMETOWN | HOW ACQUIRED |
|-----|-------------|----------|------|------|-----|-----|------|----------------------|---------------------|--------------|
| 27 | Baker | DeAndre | CB | 5-11 | 189 | 22 | R | Georgia | Miami, FL | D1-'19 |
| 25 | Ballentine | Corey | CB | 6-0 | 191 | 23 | R | Washburn | Topeka, KS | D6-'19 |
| 26 | Barkley | Saquon | RB | 6-0 | 232 | 22 | 2 | Penn State | Coplay, PA | D1-'18 |
| 41 | Bethea | Antoine | S | 5-11 | 201 | 35 | 14 | Howard | Newport News, VA | FA-'19 |
| 59 | Carter | Lorenzo | LB | 6-5 | 255 | 23 | 2 | Georgia | Norcross, GA | D3-'18 |
| 36 | Chandler | Sean | S | 5-11 | 202 | 23 | 2 | Temple | Camden, NJ | FA-'18 |
| 17 | Core | Cody | WR | 6-3 | 205 | 25 | 4 | Ole Miss | Auburn, AL | FA-'19 |
| 58 | Davis | Tae | LB | 6-1 | 230 | 24 | 2 | Tennessee-Chatt. | Oxford, AL | FA-'18 |
| 41 | DeOssie | Zak | LS | 6-4 | 248 | 35 | 13 | Brown | No. Andover, MA | D4-'07 |
| 89 | Dickerson | Garrett | TE | 6-3 | 252 | 23 | 2 | Northwestern | Englewood, NJ | FA-'18 |
| 9 | Dixon | Riley | P | 6-5 | 226 | 26 | 4 | Syracuse | Oneida, NY | T(DEN)-'18 |
| 85 | Ellison | Rhett | TE | 6-5 | 255 | 31 | 8 | USC | Mountain View, CA | FA-'17 |
| 88 | Engram | Evan | TE | 6-3 | 240 | 25 | 3 | Ole Miss | Powder Springs, GA | D1-'17 |
| 22 | Gallman Jr. | Wayne | RB | 6-0 | 216 | 25 | 3 | Clemson | Loganville, GA | D4-'17 |
| 65 | Gates | Nick | G | 6-6 | 318 | 23 | 1 | Nebraska | Las Vegas, NV | FA-'19 |
| 44 | Golden | Markus | LB | 6-3 | 259 | 28 | 5 | Missouri | St. Louis, MO | FA-'19 |
| 75 | Halapio | Jon | C | 6-4 | 315 | 28 | 3 | Florida | St. Petersburg, FL | FA-'16 |
| 34 | Haley | Grant | CB | 5-9 | 191 | 23 | 2 | Penn State | Atlanta, GA | FA-'18 |
| 30 | Hamilton | Antonio | CB | 6-0 | 195 | 26 | 4 | South Carolina State | Johnston, SC | FA-'18 |
| 71 | Hernandez | Will | G | 6-3 | 332 | 24 | 2 | UTEP | Las Vegas, NV | D2-'18 |
| 95 | Hill | B.J. | DL | 6-3 | 310 | 24 | 2 | N.C. State | Oakboro, NC | D3-'18 |
| 28 | Hilliman | Jon | RB | 6-0 | 226 | 23 | R | Rutgers | Plainfield, NJ | FA-'19 |
| 20 | Jenkins | Janoris | CB | 5-10 | 190 | 30 | 8 | North Alabama | Pahokee, FL | FA-'16 |
| 8 | Jones | Daniel | QB | 6-5 | 220 | 22 | R | Duke | Charlotte, NC | D1-'19 |
| 12 | Latimer | Cody | WR | 6-3 | 222 | 26 | 6 | Indiana | Dayton, OH | FA-'18 |
| 97 | Lawrence II | Dexter | DL | 6-4 | 342 | 21 | R | Clemson | Wake Forest, NC | D1-'19 |
| 24 | Love | Julian | CB | 5-11 | 195 | 21 | R | Notre Dame | Westchester, IL | D4-'19 |
| 10 | Manning | Eli | QB | 6-5 | 218 | 38 | 16 | Ole Miss | New Orleans, LA | T(SD)-'04 |
| 55 | Mayo | David | LB | 6-2 | 240 | 26 | 5 | Texas State | Scappoose, OR | FA-'19 |
| 90 | McIntosh | RJ | DL | 6-5 | 293 | 23 | 2 | Miami (FL) | Fort Lauderdale, FL | D5-'18 |
| 47 | Ogletree | Alec | LB | 6-3 | 250 | 28 | 7 | Georgia | Newman, GA | T(LAR)-'18 |
| 43 | Peace | Chris | LB | 6-2 | 238 | 23 | R | Virginia | Newport News, VA | FA-'19 |
| 39 | Penny | Eli | RB | 6-1 | 250 | 26 | 3 | Idaho | Norwalk, CA | FA-'18 |
| 21 | Peppers | Jabrill | S | 5-11 | 215 | 24 | 3 | Michigan | East Orange, NJ | T(CLE)-'19 |
| 72 | Pierre | Olsen | DL | 6-4 | 293 | 28 | 4 | Miami (FL) | Rahway, NJ | FA-'19 |
| 77 | Pulley | Spencer | C | 6-4 | 309 | 26 | 4 | Vanderbilt | Memphis, TN | FA-'18 |
| 74 | Remmers | Mike | T | 6-5 | 308 | 30 | 7 | Oregon State | Portland, OR | FA-'19 |
| 2 | Rosas | Aldrick | K | 6-3 | 233 | 24 | 3 | Southern Oregon | Orland, CA | FA-'17 |
| 87 | Shepard | Sterling | WR | 5-10 | 196 | 26 | 4 | Oklahoma | Oklahoma City, OK | D2-'16 |
| 54 | Skipper | Tuzar | LB | 6-3 | 246 | 24 | R | Toledo | Norwich, CT | FA-'19 |
| 62 | Slade | Chad | G | 6-5 | 315 | 27 | 2 | Auburn | Moody, AL | FA-'19 |
| 86 | Slayton | Darius | WR | 6-1 | 194 | 22 | R | Auburn | Norcross, Ga. | D5-'19 |
| 79 | Smith | Eric | T | 6-4 | 308 | 24 | 2 | Virginia | Atlanta, GA | FA-'19 |
| 82 | Smith | Kaden | TE | 6-5 | 249 | 22 | R | Stanford | Flower Mound, TX | FA-'19 |
| 76 | Solder | Nate | T | 6-9 | 316 | 31 | 9 | Colorado | Denver, CO | FA-'18 |
| 45 | Stupar | Nate | LB | 6-2 | 225 | 31 | 7 | Penn State | State College, PA | FA-'19 |
| 3 | Tanney | Alex | QB | 6-3 | 208 | 31 | 4 | Monmouth (IL) | Lexington, IL | FA-'18 |
| 15 | Tate III | Golden | WR | 5-11 | 191 | 31 | 10 | Notre Dame | Hendersonville, TN | FA-'19 |
| 48 | Tavaeafa | Josiah | LB | 6-1 | 232 | 22 | R | Texas-San Antonio | Corinth, TX | FA-'19 |
| 31 | Thomas | Michael | S | 5-10 | 195 | 29 | 6 | Stanford | Houston, TX | FA-'18 |
| 94 | Tomlinson | Dalvin | DL | 6-3 | 319 | 25 | 3 | Alabama | McDonogh, GA | D2-'17 |
| 53 | Ximines | Oshane | LB | 6-4 | 254 | 22 | R | Old Dominion | Queens, NY | D3-'19 |
| 70 | Zeitler | Kevin | G | 6-4 | 330 | 29 | 8 | Wisconsin | Waukesha, WI | T(CLE)-'19 |



2019 NEW YORK GIANTS ALPHABETICAL ROSTER

Practice Squad

| | | | | | | | | | | |
|----|-------------|----------|----|------|-----|----|---|---------------|-----------------------|--------|
| 73 | Akinmoladun | Freedom | LB | 6-3 | 286 | 23 | R | Nebraska | Grandview, MO | FA-'19 |
| 67 | Brown | Evan | C | 6-2 | 305 | 23 | 2 | SMU | Dallas, TX | FA-'18 |
| 52 | Carlock | Jake | LB | 6-3 | 225 | 23 | R | Long Island | Babylon, NY | FA-'19 |
| 38 | Downs | Devante | LB | 6-2 | 252 | 23 | 2 | California | Mountlake Terrace, WA | FA-'19 |
| 35 | Elder | Corn | CB | 5-10 | 185 | 24 | 2 | Miami (FL) | Nashville, TN | FA-'19 |
| 5 | Scott | Da' Mari | WR | 6-0 | 205 | 24 | 1 | Fresno State | Muskegon Heights, MI | FA-'19 |
| 84 | Sills | David | WR | 6-3 | 211 | 23 | R | West Virginia | Bear, DE | FA-'19 |
| 99 | Slayton | Chris | DL | 6-4 | 307 | 23 | R | Syracuse | University Park, IL | D7-'19 |
| 29 | Walter | Austin | RB | 5-8 | 190 | 23 | R | Rice | Houston, TX | FA-'19 |
| 13 | White Jr. | Reggie | WR | 6-2 | 208 | 23 | R | Monmouth | Randallstown, MD | FA-'19 |

Reserve/Injured

| | | | | | | | | | | |
|----|-------------|---------|----|------|-----|----|---|-------------------|--------------------|---------|
| 45 | Adams | Keion | LB | 6-2 | 240 | 24 | 1 | Western Michigan | Salisbury, NC | FA-'19 |
| 78 | Asafo-Adjei | George | T | 6-5 | 320 | 22 | R | Kentucky | West Chester, OH | D7-'19 |
| 23 | Beal | Sam | CB | 6-1 | 192 | 23 | 2 | Western Michigan | Grand Rapids, MI | SD3-'18 |
| 19 | Coleman | Corey | WR | 5-11 | 185 | 25 | 4 | Baylor | Dallas, TX | FA-'18 |
| 57 | Connelly | Ryan | LB | 6-2 | 236 | 23 | R | Wisconsin | Eden Prairie, MN | D5-'19 |
| 6 | Etta-Tawo | Amba | WR | 6-1 | 208 | 25 | 1 | Syracuse | Powder Springs, GA | FA-'19 |
| 49 | Harvey | Nate | LB | 5-11 | 237 | 22 | R | East Carolina | Knightdale, NC | FA-'19 |
| 96 | Martin | Kareem | LB | 6-6 | 262 | 27 | 6 | North Carolina | Roanoke Rapids, NC | FA-'18 |
| 46 | McLaurin | Mark | LB | 6-2 | 214 | 22 | R | Mississippi State | Collins, MS | FA-'19 |
| 81 | Shepard | Russell | WR | 6-0 | 194 | 28 | 7 | LSU | Houston, TX | FA-'19 |

Suspended

| | | | | | | | | | | |
|----|----------|--------|----|-----|-----|----|---|---------|------------------|--------|
| 49 | Searight | Isaiah | TE | 6-4 | 250 | 22 | R | Fordham | Tinton Falls, NJ | FA-'19 |
|----|----------|--------|----|-----|-----|----|---|---------|------------------|--------|



2019 NEW YORK GIANTS NUMERICAL ROSTER

(as of Oct. 7, 2019)

| NO. | FIRST | LAST | POS. | HT. | WT. | AGE | EXP. | COLLEGE | HOMETOWN | HOW ACQUIRED |
|-----|----------|-------------|------|------|-----|-----|------|----------------------|---------------------|--------------|
| 2 | Aldrick | Rosas | K | 6-3 | 233 | 24 | 3 | Southern Oregon | Orland, CA | FA-'17 |
| 3 | Alex | Tanney | QB | 6-3 | 208 | 31 | 4 | Monmouth (IL) | Lexington, IL | FA-'18 |
| 8 | Daniel | Jones | QB | 6-5 | 220 | 22 | R | Duke | Charlotte, NC | D1-'19 |
| 9 | Riley | Dixon | P | 6-5 | 226 | 26 | 4 | Syracuse | Oneida, NY | T(DEN)-'18 |
| 10 | Eli | Manning | QB | 6-5 | 218 | 38 | 16 | Ole Miss | New Orleans, LA | T(SD)-'04 |
| 12 | Cody | Latimer | WR | 6-3 | 222 | 26 | 6 | Indiana | Dayton, OH | FA-'18 |
| 15 | Golden | Tate III | WR | 5-11 | 191 | 31 | 10 | Notre Dame | Hendersonville, TN | FA-'19 |
| 17 | Cody | Core | WR | 6-3 | 205 | 25 | 4 | Ole Miss | Auburn, AL | FA-'19 |
| 20 | Janoris | Jenkins | CB | 5-10 | 190 | 30 | 8 | North Alabama | Pahokee, FL | FA-'16 |
| 21 | Jabrill | Peppers | S | 5-11 | 215 | 24 | 3 | Michigan | East Orange, NJ | T(CLE) - '19 |
| 22 | Wayne | Gallman Jr. | RB | 6-0 | 216 | 25 | 3 | Clemson | Loganville, GA | D4-'17 |
| 24 | Julian | Love | CB | 5-11 | 195 | 21 | R | Notre Dame | Westchester, IL | D4-'19 |
| 25 | Corey | Ballentine | CB | 6-0 | 191 | 23 | R | Washington | Topeka, KS | D6-'19 |
| 26 | Saquon | Barkley | RB | 6-0 | 232 | 22 | 2 | Penn State | Coplay, PA | D1-'18 |
| 27 | DeAndre | Baker | CB | 5-11 | 189 | 22 | R | Georgia | Miami, FL | D1-'19 |
| 28 | Jon | Hillman | RB | 6-0 | 226 | 23 | R | Rutgers | Plainfield, NJ | FA-'19 |
| 30 | Antonio | Hamilton | CB | 6-0 | 195 | 26 | 4 | South Carolina State | Johnston, SC | FA-'18 |
| 31 | Michael | Thomas | S | 5-10 | 195 | 29 | 6 | Stanford | Houston, TX | FA-'18 |
| 34 | Grant | Haley | CB | 5-9 | 191 | 23 | 2 | Penn State | Atlanta, GA | FA-'18 |
| 36 | Sean | Chandler | S | 5-11 | 202 | 23 | 2 | Temple | Camden, NJ | FA-'18 |
| 39 | Eli | Penny | RB | 6-1 | 250 | 26 | 3 | Idaho | Norwalk, CA | FA-'18 |
| 41 | Antoine | Bethea | S | 5-11 | 201 | 35 | 14 | Howard | Newport News, VA | FA-'19 |
| 44 | Chris | Peace | LB | 6-2 | 238 | 23 | R | Virginia | Newport News, VA | FA-'19 |
| 43 | Markus | Golden | LB | 6-3 | 259 | 28 | 5 | Missouri | St. Louis, MO | FA-'19 |
| 45 | Nate | Stupar | LB | 6-2 | 225 | 31 | 7 | Penn State | State College, PA | FA-'19 |
| 47 | Alec | Ogletree | LB | 6-3 | 250 | 28 | 7 | Georgia | Newman, GA | T(LAR)-'18 |
| 48 | Josiah | Tuauefa | LB | 6-1 | 232 | 22 | R | Texas-San Antonio | Corinth, TX | FA-'19 |
| 51 | Zak | DeOssie | LS | 6-4 | 248 | 35 | 13 | Brown | No. Andover, MA | D4-'07 |
| 53 | Oshane | Ximines | LB | 6-4 | 254 | 22 | R | Old Dominion | Queens, NY | D3-'19 |
| 54 | Tuzar | Skipper | LB | 6-3 | 246 | 24 | R | Toledo | Norwich, CT | FA-'19 |
| 55 | David | Mayo | LB | 6-2 | 240 | 26 | 5 | Texas State | Scappoose, OR | FA-'19 |
| 58 | Tae | Davis | LB | 6-1 | 230 | 23 | 2 | Tennessee-Chatt. | Oxford, AL | FA-'18 |
| 59 | Lorenzo | Carter | LB | 6-5 | 255 | 23 | 2 | Georgia | Norcross, GA | D3-'18 |
| 62 | Chad | Slade | G | 6-5 | 315 | 27 | 2 | Auburn | Moody, AL | FA-'19 |
| 65 | Nick | Gates | G | 6-6 | 318 | 23 | 1 | Nebraska | Las Vegas, NV | FA-'19 |
| 70 | Kevin | Zeitler | G | 6-4 | 330 | 29 | 8 | Wisconsin | Waukesha, WI | T(CLE) - '19 |
| 71 | Will | Hernandez | G | 6-3 | 332 | 24 | 2 | UTEP | Las Vegas, NV | D2-'18 |
| 72 | Olsen | Pierre | DL | 6-4 | 293 | 28 | 4 | Miami (FL) | Rahway, NJ | FA-'19 |
| 74 | Mike | Remmers | T | 6-5 | 308 | 30 | 7 | Oregon State | Portland, OR | FA-'19 |
| 75 | Jon | Halapio | C | 6-4 | 315 | 28 | 3 | Florida | St. Petersburg, FL | FA-'16 |
| 76 | Nate | Solder | T | 6-9 | 316 | 31 | 9 | Colorado | Denver, CO | FA-'18 |
| 77 | Spencer | Pulley | C | 6-4 | 309 | 26 | 4 | Vanderbilt | Memphis, TN | FA-'18 |
| 79 | Eric | Smith | T | 6-4 | 308 | 24 | 2 | Virginia | Atlanta, GA | FA-'19 |
| 82 | Kaden | Smith | TE | 6-5 | 249 | 22 | R | Stanford | Flower Mound, TX | FA-'19 |
| 85 | Rhett | Ellison | TE | 6-5 | 255 | 31 | 8 | USC | Mountain View, CA | FA-'17 |
| 86 | Darius | Slayton | WR | 6-1 | 194 | 22 | R | Auburn | Norcross, GA | D5-'19 |
| 87 | Sterling | Shepard | WR | 5-10 | 196 | 26 | 4 | Oklahoma | Oklahoma City, OK | D2-'16 |
| 88 | Evan | Engram | TE | 6-3 | 240 | 25 | 3 | Ole Miss | Powder Springs, GA | D1-'17 |
| 89 | Garrett | Dickerson | TE | 6-3 | 252 | 23 | 2 | Northwestern | Englewood, NJ | FA-'18 |
| 90 | RJ | McIntosh | DL | 6-5 | 293 | 23 | 2 | Miami (FL) | Fort Lauderdale, FL | D5-'18 |
| 94 | Dalvin | Tomlinson | DL | 6-3 | 319 | 25 | 3 | Alabama | McDonogh, GA | D2-'17 |
| 95 | B.J. | Hill | DL | 6-3 | 310 | 24 | 2 | N.C. State | Oakboro, NC | D3-'18 |
| 97 | Dexter | Lawrence II | DL | 6-4 | 342 | 21 | R | Clemson | Wake Forest, NC | D1-'19 |



2019 NEW YORK GIANTS NUMERICAL ROSTER

Practice Squad

| | | | | | | | | | | |
|--------|---------|-------------|----|------|-----|----|---|---------------|------------------------|--------|
| 5 | Da'Mari | Scott | WR | 6-0 | 205 | 24 | 1 | Fresno State | Muskegon Heights, MI | FA-'19 |
| 13 | Reggie | White Jr. | WR | 6-2 | 208 | 23 | R | Monmouth | Randallstown, MD | FA-'19 |
| 29 | Austin | Walter | RB | 5-8 | 190 | 23 | R | Rice | Houston, TX | FA-'19 |
| 35 | Corn | Elder | CB | 5-10 | 185 | 24 | 2 | Miami (FL) | Nashville, TN | FA-'19 |
| 38 | Devante | Downs | LB | 6-2 | 252 | 23 | 2 | California | Mountlake Terrace, WA | FA-'19 |
| 52 | Jake | Carlock | LB | 6-3 | 225 | 23 | R | Long Island | Babylon, NY | FA-'19 |
| 67 | Evan | Brown | C | 6-2 | 305 | 23 | 2 | SMU | Dallas, TX | FA-'18 |
| 73 | Freedom | Akinmoladun | LB | 6-3 | 286 | 23 | R | | Nebraska Grandview, MO | |
| FA-'19 | | | | | | | | | | |
| 84 | David | Sills | WR | 6-3 | 211 | 23 | R | West Virginia | Bear, DE | FA-'19 |
| 99 | Chris | Slayton | DL | 6-4 | 307 | 23 | R | Syracuse | University Park, IL | D7-'19 |

Reserve/Injured

| | | | | | | | | | | |
|----|---------|-------------|----|------|-----|----|---|-------------------|--------------------|---------|
| 6 | Amba | Etta-Tawo | WR | 6-1 | 208 | 25 | 1 | Syracuse | Muscat, Oman | FA-'19 |
| 19 | Corey | Coleman | WR | 5-11 | 185 | 25 | 4 | Baylor | Dallas, TX | FA-'18 |
| 23 | Sam | Beal | CB | 6-1 | 192 | 23 | 2 | Western Michigan | Grand Rapids, MI | SD3-'18 |
| 45 | Keion | Adams | LB | 6-2 | 240 | 24 | 1 | Western Michigan | Salisbury, NC | FA-'19 |
| 46 | Mark | McLaurin | LB | 6-2 | 214 | 22 | R | Mississippi State | Collins, MS | FA-'19 |
| 49 | Nate | Harvey | LB | 5-11 | 237 | 22 | R | East Carolina | Knightdale, NC | FA-'19 |
| 57 | Ryan | Connelly | LB | 6-2 | 236 | 23 | R | Wisconsin | Eden Prairie, MN | D5-'19 |
| 78 | George | Asafa-Adjei | T | 6-5 | 320 | 22 | R | Kentucky | West Chester, OH | D7-'19 |
| 81 | Russell | Shepard | WR | 6-0 | 194 | 28 | 7 | LSU | Houston, TX | FA-'18 |
| 96 | Kareem | Martin | LB | 6-6 | 262 | 27 | 6 | North Carolina | Roanoke Rapids, NC | FA-'18 |

Suspended

| | | | | | | | | | | |
|----|--------|----------|----|-----|-----|----|---|---------|------------------|--------|
| 49 | Isaiah | Searight | TE | 6-4 | 250 | 22 | R | Fordham | Tinton Falls, NJ | FA-'19 |
|----|--------|----------|----|-----|-----|----|---|---------|------------------|--------|

[illegible]

[illegible]

000

2019 GAME BY GAME STARTERS

| OFFENSE | | | | | | | | | | | |
|---------|------------|--------|-----------|---------|---------|---------|---------|------------|---------|---------|---------|
| OPP | WR | LT | LG | C | RG | RT | TE | TE | WR | QB | RB |
| @ DAL | Latimer | Solder | Hernandez | Halapio | Zeitler | Remmers | Ellison | Penny (FB) | Shepard | Manning | Barkley |
| BUF | Latimer | Solder | Hernandez | Halapio | Zeitler | Remmers | Ellison | Engram | Fowler | Manning | Barkley |
| @ T.B. | Fowler III | Solder | Hernandez | Halapio | Zeitler | Remmers | Ellison | Engram | Shepard | Jones | Barkley |
| WAS | Latimer | Solder | Hernandez | Halapio | Zeitler | Remmers | Ellison | Engram | Shepard | Jones | Barkley |
| MIN | Latimer | Solder | Hernandez | Halapio | Zeitler | Remmers | Ellison | Engram | Shepard | Jones | Barkley |
| @ N.E. | | | | | | | | | | | |
| ARI | | | | | | | | | | | |
| @ DET | | | | | | | | | | | |
| DAL | | | | | | | | | | | |
| @ NYJ | | | | | | | | | | | |
| @ CHI | | | | | | | | | | | |
| GB | | | | | | | | | | | |
| @ PHI | | | | | | | | | | | |
| MIA | | | | | | | | | | | |
| @ WAS | | | | | | | | | | | |
| PHI | | | | | | | | | | | |

| DEFENSE | | | | | | | | | | | |
|---------|------|-----------|-------------|--------|----------|----------|---------|----------|---------|---------|--------|
| OPP | DL | DL | DL | SAM | ILB | \$LB | WILL | LCB | RCB | SS | FS |
| @ DAL | Hill | Tomlinson | Lawrence II | Golden | Ogletree | Davis | Carter | Hamilton | Jenkins | Peppers | Bethea |
| BUF | Hill | Tomlinson | Lawrence II | Golden | Ogletree | Connelly | Carter | Baker | Jenkins | Peppers | Bethea |
| @ T.B. | Hill | Tomlinson | Lawrence II | Golden | Ogletree | Connelly | Carter | Baker | Jenkins | Peppers | Bethea |
| WAS | Hill | Tomlinson | Lawrence II | Golden | Mayo | Connelly | Carter | Baker | Jenkins | Peppers | Bethea |
| MIN | Hill | Tomlinson | Lawrence II | Golden | Mayo | Stupar | Ximines | Baker | Jenkins | Peppers | Bethea |
| @ NE | | | | | | | | | | | |
| ARI | | | | | | | | | | | |
| @ DET | | | | | | | | | | | |
| DAL | | | | | | | | | | | |
| @ NYJ | | | | | | | | | | | |
| @ CHI | | | | | | | | | | | |
| GB | | | | | | | | | | | |
| @ PHI | | | | | | | | | | | |
| MIA | | | | | | | | | | | |
| @ WAS | | | | | | | | | | | |
| PHI | | | | | | | | | | | |

| GAME DAY INACTIVES | | | | | | | |
|--------------------|--------|---------|----------|-------|----------|-----------|-----------|
| OPP | | | | | | | |
| @ DAL | Tanney | Perkins | Slade | Smith | Slayton | Dickerson | |
| BUF | Tanney | Perkins | Slade | Smith | Slayton | Shepard | Dickerson |
| @ T.B. | Tanney | Latimer | Love | Slade | E. Smith | K. Smith | Dickerson |
| WAS | Tanney | Barkley | Ogletree | Davis | Slade | E. Smith | K. Smith |
| MIN | Tanney | Barkley | Ogletree | Davis | Carter | Slade | E. Smith |
| @ NE | | | | | | | |
| ARI | | | | | | | |
| @ DET | | | | | | | |
| DAL | | | | | | | |
| @ NYJ | | | | | | | |
| @ CHI | | | | | | | |
| GB | | | | | | | |
| @ PHI | | | | | | | |
| MIA | | | | | | | |
| @ WAS | | | | | | | |
| PHI | | | | | | | |

2019 NEW YORK GIANTS UNOFFICIAL DEPTH CHART

OFFENSE

| | | | | | | | | |
|----|----|----------------------------|----|--------------------|----|-----------------------|----|---------------------|
| WR | 15 | Golden Tate III | 12 | Cody Latimer | 86 | <u>Darius Slayton</u> | 17 | Cody Core |
| LT | 76 | Nate Solder | 62 | Chad Slade | | | | |
| LG | 71 | Will Hernandez | 65 | Nick Gates | | | | |
| C | 75 | Jon Halapio | 77 | Spencer Pulley | | | | |
| RG | 70 | Kevin Zeitler | 65 | Nick Gates | | | | |
| RT | 74 | Mike Remmers | 79 | Eric Smith | | | | |
| TE | 88 | Evan Engram | 89 | Garrett Dickerson | | | | |
| TE | 85 | Rhett Ellison | 82 | <u>Kaden Smith</u> | | | | |
| WR | 87 | Sterling Shepard | 17 | Cody Core | | | | |
| QB | 8 | <u>Daniel Jones</u> | 10 | Eli Manning | 3 | Alex Tanney | | |
| RB | 26 | Saquon Barkley | 22 | Wayne Gallman Jr. | 39 | Eli Penny | 28 | <u>Jon Hilliman</u> |

DEFENSE

| | | | | | | | | |
|------|----|----------------------------------|----|-----------------------|----|-------------------------|--|--|
| DL | 95 | B.J. Hill | 90 | RJ McIntosh | | | | |
| DL | 94 | Dalvin Tomlinson | 72 | Olsen Pierre | | | | |
| DL | 97 | <u>Dexter Lawrence II</u> | 72 | Olsen Pierre | | | | |
| SAM | 44 | Markus Golden | 53 | <u>Oshane Ximines</u> | | | | |
| ILB | 47 | Alec Ogletree | 55 | David Mayo | 48 | <u>Josiah Tavaeafa</u> | | |
| \$LB | 58 | Tae Davis | 45 | Nate Stupar | | | | |
| WLB | 59 | Lorenzo Carter | 54 | <u>Tuzar Skipper</u> | 43 | <u>Chris Peace</u> | | |
| LCB | 27 | <u>DeAndre Baker</u> | 30 | Antonio Hamilton | 25 | <u>Corey Ballentine</u> | | |
| RCB | 20 | Janoris Jenkins | 34 | Grant Haley | | | | |
| SS | 21 | Jabrill Peppers | 31 | Michael Thomas | | | | |
| FS | 41 | Antoine Bethea | 36 | Sean Chandler | 24 | <u>Julian Love</u> | | |

SPECIALISTS

| | | | | | | | | |
|----|----|--------------------------------|----|-----------------|----|-----------------------|--|--|
| P | 9 | Riley Dixon | | | | | | |
| PK | 2 | Aldrick Rosas | | | | | | |
| H | 9 | Riley Dixon | | | | | | |
| LS | 51 | Zak DeOssie | | | | | | |
| KR | 25 | <u>Corey Ballentine</u> | 12 | Cody Latimer | | | | |
| PR | 21 | Jabrill Peppers | 15 | Golden Tate III | 86 | <u>Darius Slayton</u> | | |

Underlined = Rookie; BOLD = Starter



HOW THE 2019 GIANTS WERE BUILT

| YEAR | DRAFTEES (18) | FREE AGENTS (26) | TRADES/WAIVERS (9) |
|------|---|---|--|
| 2019 | QB Daniel Jones (1) DL Dexter Lawrence II (1) CB DeAndre Baker (1) LB Oshane Ximines (3) CB Julian Love (4) WR Darius Slayton (5) CB Corey Ballentine (6) | S Antoine Bethea LB Markus Golden DL Olsen Pierre T Mike Remmers G Chade Slade LB David Mayo TE Kaden Smith LB Nate Stupar RB Jon Hilliman WR Golden Tate III LB Josiah Tauaefa | S Jabrill Peppers (T-CLE) G Kevin Zeitler (T-CLE) T Eric Smith (Claimed off waivers from NYJ) WR Cody Core (Claimed off waivers from CIN) LB Tuzar Skipper (awarded off waivers from Pittsburgh) LB Chris Peace (Claimed off of waivers from LAC) |
| 2018 | RB Saquon Barkley (1) G Will Hernandez (2) DE Lorenzo Carter (3) DT B.J. Hill (3) DT RJ McIntosh (5) CB Sam Beal (3 Sup) | WR Cody Latimer S Michael Thomas QB Alex Tanney LB Tae Davis CB Grant Haley S Sean Chandler TE Garrett Dickerson CB Antonio Hamilton RB Eli Penny C Spencer Pulley G Nick Gates | LB Alec Ogletree (T-LAR) P Riley Dixon (T-DEN) |
| 2017 | TE Evan Engram (1) DL Dalvin Tomlinson (2) RB Wayne Gallman Jr. (4) | K Aldrick Rosas TE Rhett Ellison | |
| 2016 | WR Sterling Shepard (2) | CB Janoris Jenkins C Jon Halapio | |
| 2007 | LS Zak DeOssie (4) | | |
| 2004 | | | QB Eli Manning (T-SD) |



2019 PLAYER TRANSACTIONS

JANUARY 2 - Signed **LB Jonathan Anderson**, **DE Jake Ceresna**, **WR Brittan Golden**, **DE Myles Humphrey**, **RB Robert Martin**, **LS Taybor Pepper**, **T Victor Salako**, **T Jylan Ware** and **DB Ronald Zamort** to Reserve/Future contracts.

JANUARY 14 - Signed **DE Avery Moss** and **G Chad Slade** to Reserve/Futures contracts.

JANUARY 17 - Signed **DB Michael Hunter** to Reserve/Future contract.

FEBRUARY 2 - **LB Connor Barwin** was contract terminated.

FEBRUARY 19 - Signed **TE Scott Simonson**.

MARCH 4 - Signed **QB Alex Tanney**.

MARCH 7 - Re-signed **K Aldrick Rosas** (Exclusive Rights Signing).

MARCH 8 - Re-signed **C Jon Halapio** (Exclusive Rights Signing).

MARCH 11 - Re-signed **C Spencer Pulley**.

MARCH 12 - Re-signed **FB Eli Penny**.

MARCH 13 - Signed **S Antoine Bethea**, acquired **S Jabrill Peppers** and **G Kevin Zeitler** via trade and traded **WR Odell Beckham Jr** and **DE Olivier Vernon**.

MARCH 15 - Signed **WR Golden Tate II**, **LB Markus Golden**, **DB Antonio Hamilton** and **DL Olsen Pierre**.

MARCH 19 - Re-signed **LS Zak DeOssie** and signed **WR Bennie Fowler III** and **CB Tony Lippett**.

MARCH 20 - Re-signed **LB Nate Stupar**.

March 22 - Re-signed **WR Cody Latimer**.

APRIL 4 - **WR Quadree Henderson** was waived.

APRIL 11 - Signed **CB Henre' Toliver**.

APRIL 15 - Signed **WR Sterling Shepard** to a contract extension (Renegotiated Contract) and signed **WR Russell Shepard**.

MAY 2 - Signed **T Paul Adams**, **LB Jake Carlock**, **TE C.J. Conrad**, **QB Eric Dungey**, **DE Jeremaih Harris**, **DE Nate Harvey**, **RB Jon Hilliman**, **LB Mark McLaurin**, **C James O'Hagan**, **LB Josiah Tavaeafa**, **DB Jacob Thieneman**, **WR Alex Wesley**, **WR Reggie White Jr.**, **T George Asafo-Adjei** (Selection List Signing), **DB Julian Love** (Selection List Signing), **DL Chris Slayton** (Selection List Signing) and waived **WR Jawill Davis**.

MAY 3 - Waived **T Jylan Ware**.

MAY 5 - Signed **DB Tenny Adewusi**, **P Ryan Anderson**, **DE Alex Jenkins** and placed **DE Nate Harvey** on reserve/injured.

MAY 6 - **LB Ukeme Eligwe**, **DL Myles Humphrey**, **DB Michael Hunter** were waived. Signed **G Austin Droogsma**.

May 8 - Signed **RB Rod Smith**.

MAY 9 - **RB Robert Martin** was waived.

MAY 13 - Signed **LB Ryan Connolly** (Selection List Signing), **WR Darius Slayton** (Selection List Signing) and **DL John Jenkins**.



2019 PLAYER TRANSACTIONS

MAY 14 - Signed **T Mike Remmers** and **DE Freedom Akinmoladun**. Waived **K Joey Slye** and **DB Jacob Thieneman**.

MAY 16 - Signed **CB Corey Ballentine** (Selection List Signing).

JUNE 4 - Signed **LB Keion Adams** and waived **LB Jeremiah Harris**.

JUNE 14 - Signed **DL Dexter Lawrence II** (Selection List Signing) and **CB DeAndre Baker** (Selection List Signing).

JULY 22 - Signed **QB Daniel Jones** (Selection List Signing) and **LB Oshane Ximines** (Selection List Signing).

JULY 24 - **TE Eric Dungey** was waived. Signed **TE Isaiah Searight** and released **DB Tony Lippett**. **DB Kamrin Moore** was placed on Commissioner's Exemption List. Signed **K Joey Slye**, claimed **WR Da'Mari Scott** (From BUF) and placed **WR Alex Wesley** on Physically Unable to Perform (PUP).

JULY 27 - **WR Corey Coleman** was placed on Reserve/Injured. **K Joey Slye** waived, signed **WR Amba Etta-Tawo** and **WR TJ Jones**. **LB Mark McLaurin** was placed on Reserve/Injured.

AUGUST 5 - Signed **DE Terrence Fede** and waived **DE Alex Jenkins**. Claimed **LB Joey Alfieri** off waivers (From PHI). Signed **G Malcolm Bunche** and waived **G Austin Droogsma**.

AUGUST 13 - **WR Amba Etta-Tawo** was placed on Reserve/Injured. Signed **TE Jake Powell** and placed **TE Isaiah Searight** on Reserve/Injured.

AUGUST 14 - Signed **CB Terrell Sinkfield Jr.**, waived **P Ryan Anderson** and claimed **P Johnny Townsend** off waivers (From OAK).

AUGUST 21 - Waived **WR Da'Mari Scott**.

AUGUST 31 - Released **DL John Jenkins**, **QB Kyle Lauletta**, **DL Avery Moss**, **DL Terrence Fede**, **LS Taybor Pepper**, **CB Henne' Toliver**, **S Tenny Adewusi**, **G Malcolm Bunche**, **P Johnny Townsend**, **T Paul Adams**, **S Kamrin Moore**, **C Evan Brown**, **DL Chris Slayton**, **LB Josiah Tavaeafa**, **TE C.J. Conrad**, **LB Jake Carlock**, **WR Reggie White Jr.**, **DL Freedom Akinmoladun**, **RB Jon Hilliman**, **CB Terrell Sinkfield Jr.**, **TE Jake Powell**, **C James O'Hagan**, **DL Jake Ceresna** and **LB Joey Alfieri**. Placed **T George Asafo-Adjei**, **TE Scott Simonson**, **S Kenny Ladler**, **RB Rod Smith**, **WR Alex Wesley**, **T Chad Wheeler**, **LB Jonathan Anderson**, **WR Brittan Golden**, **CB Ronald Zamort**, **LB Keion Adams** and **T Victor Salako** on Injured/Reserve.

SEPTEMBER 1 - Claimed **WR Cody Core** and **T Eric Smith** off waivers. Waived **T Brian Mihalik** and **WR Alonzo Russell**. Signed **TE Eric Tomlinson** and placed **CB Sam Beal** on Injured/Reserve. Signed **DE Freedom Akinmoladun**, **OL Evan Brown**, **LB Jake Carlock**, **TE C.J. Conrad**, **RB Jon Hilliman**, **DL Chris Slayton**, **LB Josiah Tavaeafa** and **WR Reggie White Jr.** to the practice squad.

SEPTEMBER 2 - Traded **LB B.J. Goodson** and signed **LB David Mayo**. Signed **CB Corn Elder** and **WR David Sills** to the practice squad.

SEPTEMBER 5 - **CB Henne' Toliver**, **CB Ronald Zamort** and **S Kenny Ladler** were waived (Injury Settlement).

SEPTEMBER 6 - **LB Nate Stupar** was waived.

SEPTEMBER 9 - **LB Jonathan Anderson**, **WR Brittan Golden** and **T Chad Wheeler** were waived (Injury Settlement). Awarded **OL Tuzar Skipper** off waivers from the Pittsburgh Steelers.

SEPTEMBER 10 - **T Victor Salako**, **TE Scott Simonson** and **RB Rod Smith** were waived (Injury Settlement).

SEPTEMBER 11 - **WR Alex Wesley** was waived (Injury Settlement). **LB Kareem Martin** was placed on injured/reserve and **WR TJ Jones** was signed as a free agent.



2019 PLAYER TRANSACTIONS

SEPTEMBER 16 - RB **Paul Perkins** was waived and TE **Kaden Smith** was claimed off waivers from San Francisco.

SEPTEMBER 17 - TE **C.J. Conrad** was waived from the practice squad.

SEPTEMBER 18 - RB **Austin Walter** was signed to the practice squad.

SEPTEMBER 24 - TE **Eric Tomlinson** was waived and LB **Nate Stupar** was signed.

SEPTEMBER 26 - WR **Russell Shepard** was placed on injured and RB **Jon Hilliman** was signed to the active roster from the Giants practice squad.

SEPTEMBER 30 - WR **Golden Tate III** suspension ended. He was placed on the "Exempt/Commissioner Permission" list. LB **Ryan Connelly** was placed on Injured/Reserve and LB **Chris Peace** was claimed off of waivers from the Los Angeles Chargers.

OCTOBER 1 - WR **TJ Jones** and WR **Bennie Fowler III** were released. WR **Golden Tate III** was added to the active roster from the Exempt/Commissioner Permissions list and LB **Josiah Tavaeafa** was added to the active roster from the Giants practice squad. WR **Da'Mari Scott** and LB **Levante Downs** were signed to the practice squad.



2019 PLAYERS BY POSITION

HEAD COACH: Pat Shurmur

OFFENSIVE COORDINATOR: MIKE SHULA

QUARTERBACKS (3):

| No | Name | Pos | HT | WT | Exp | College |
|----|---------------|-----|-----|-----|-----|---------------|
| 3 | Tanney, Alex | QB | 6-4 | 220 | 5 | Monmouth (IL) |
| 8 | Jones, Daniel | QB | 6-5 | 220 | R | Duke |
| 10 | Manning, Eli | QB | 6-5 | 220 | 16 | Ole Miss |

RUNNING BACKS (4): Craig Johnson

| No | Name | Pos | HT | WT | Exp | College |
|----|--------------------|-----|-----|-----|-----|------------|
| 22 | Gallman Jr., Wayne | RB | 6-0 | 210 | 3 | Clemson |
| 26 | Barkley, Saquon | RB | 6-0 | 230 | 2 | Penn State |
| 28 | Hilliman, Jon | RB | 6-0 | 226 | R | Rutgers |
| 39 | Penny, Eli | RB | 6-1 | 250 | 3 | Idaho |

WIDE RECEIVERS (5): Tyke Tolbert

| No | Name | Pos | HT | WT | Exp | College |
|----|-------------------|-----|------|-----|-----|-------------|
| 12 | Latimer, Cody | WR | 6-3 | 222 | 6 | Indiana |
| 15 | Tate III, Golden | WR | 5-11 | 191 | 10 | Notre Dame |
| 17 | Core, Cody | WR | 6-3 | 205 | 4 | Mississippi |
| 86 | Slayton, Darius | WR | 6-1 | 194 | R | Auburn |
| 87 | Shepard, Sterling | WR | 5-10 | 203 | 3 | Oklahoma |

TIGHT ENDS (4): Lunda Wells

| No | Name | Pos | HT | WT | Exp | College |
|----|--------------------|-----|-----|-----|-----|--------------|
| 82 | Smith, Kaden | TE | 6-5 | 249 | R | Stanford |
| 85 | Ellison, Rhett | TE | 6-5 | 255 | 8 | USC |
| 88 | Engram, Evan | TE | 6-3 | 240 | 3 | Ole Miss |
| 89 | Dickerson, Garrett | TE | 6-3 | 252 | 2 | Northwestern |

OFFENSIVE LINE (9): Hal Hunter

| No | Name | Pos | HT | WT | Exp | College |
|----|-----------------|-----|-----|-----|-----|--------------|
| 62 | Slade, Chad | G | 6-5 | 315 | 2 | Auburn |
| 65 | Gates, Nick | G | 6-6 | 318 | 1 | Nebraska |
| 70 | Zeitler, Kevin | G | 6-4 | 330 | 8 | Wisconsin |
| 71 | Hernandez, Will | G | 6-3 | 332 | 2 | UTEP |
| 74 | Remmers, Mike | T | 6-5 | 308 | 7 | Oregon State |
| 75 | Halapio, Jon | C | 6-4 | 315 | 3 | Florida |
| 76 | Solder, Nate | T | 6-9 | 316 | 9 | Colorado |
| 77 | Pulley, Spencer | C | 6-4 | 309 | 4 | Vanderbilt |
| 79 | Smith, Eric | T | 6-4 | 308 | 2 | Virginia |



2019 PLAYERS BY POSITION

DEFENSIVE COORDINATOR: JAMES BETTCHER

DEFENSIVE LINE (5): Gary Emanuel

| No | Name | Pos | HT | WT | Exp | College |
|----|---------------------|-----|-----|-----|-----|------------|
| 72 | Pierre, Olsen | DL | 6-4 | 293 | 4 | Miami (FL) |
| 90 | Mdntosh, RJ | DL | 6-5 | 293 | 2 | Miami (FL) |
| 94 | Tomlinson, Dalvin | DL | 6-3 | 319 | 3 | Alabama |
| 95 | Hill, B.J. | DL | 6-3 | 310 | 2 | N.C. State |
| 97 | Lawrence II, Dexter | DL | 6-4 | 342 | R | Clemson |

LINEBACKERS (5): Bill McGovern

| No | Name | Pos | HT | WT | Exp | College |
|----|-----------------|-----|-----|-----|-----|-------------------|
| 45 | Stupar, Nate | LB | 6-2 | 225 | 7 | Penn State |
| 47 | Ogletree, Alec | LB | 6-3 | 250 | 7 | Georgia |
| 48 | Tauaefa, Josiah | LB | 6-1 | 232 | R | Texas-San Antonio |
| 55 | Mayo, David | LB | 6-2 | 240 | 5 | Texas State |
| 58 | Davis, Tae | LB | 6-1 | 230 | 2 | Tennessee-Chatt. |

OUTSIDE LINEBACKERS (5): Mike Dawson

| | | | | | | |
|----|-----------------|----|-----|-----|---|--------------|
| 43 | Peace, Chris | LB | 6-2 | 238 | R | Virginia |
| 44 | Golden, Markus | LB | 6-3 | 259 | 5 | Missouri |
| 53 | Ximines, Oshane | LB | 6-4 | 254 | R | Old Dominion |
| 54 | Skipper, Tuzar | LB | 6-3 | 246 | R | Toledo |
| 59 | Carter, Lorenzo | LB | 6-5 | 255 | 2 | Georgia |

DEFENSIVE BACKS (10): Everett Withers

| No | Name | Pos | HT | WT | Exp | College |
|----|-------------------|-----|------|-----|-----|----------------------|
| 20 | Jenkins, Janoris | CB | 5-10 | 190 | 8 | North Alabama |
| 21 | Peppers, Jabrill | S | 5-11 | 215 | 3 | Michigan |
| 24 | Love, Julian | CB | 5-11 | 195 | R | Notre Dame |
| 25 | Ballentine, Corey | CB | 6-0 | 191 | R | Washburn |
| 27 | Baker, DeAndre | CB | 5-11 | 189 | R | Georgia |
| 30 | Hamilton, Antonio | CB | 6-0 | 195 | 4 | South Carolina State |
| 31 | Thomas, Michael | S | 5-10 | 195 | 6 | Stanford |
| 34 | Haley, Grant | CB | 5-9 | 191 | 2 | Penn State |
| 36 | Chandler, Sean | S | 5-10 | 200 | R | Temple |
| 41 | Bethea, Antoine | S | 5-11 | 201 | 14 | Howard |

SPECIAL TEAMS COORDINATOR: THOMAS McGAUGHEY

SPECIALISTS (3): Anthony Blevins & Tom Quinn

| No | Name | Pos | HT | WT | Exp | College |
|----|----------------|-----|-----|-----|-----|-----------------|
| 2 | Rosas, Aldrick | K | 6-3 | 221 | 2 | Southern Oregon |
| 9 | Dixon, Riley | P | 6-4 | 221 | 4 | Syracuse |
| 51 | DeOssie, Zak | LS | 6-4 | 248 | 13 | Brown |