



2019 PRESEASON SCHEDULE

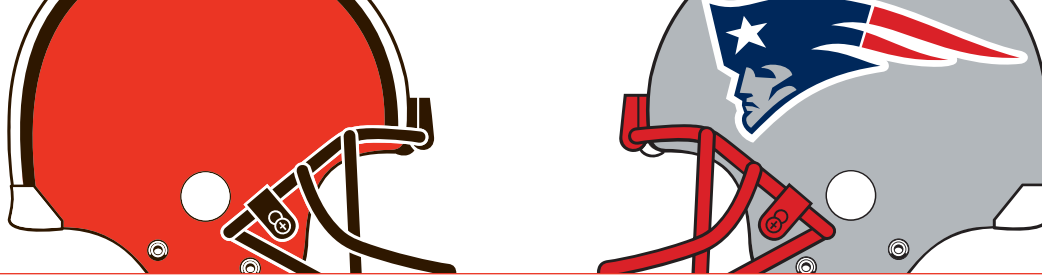
(3-1)

W1		WASHINGTON REDSKINS THURSDAY, AUG. 8 7:30 P.M. ET NEWS 5	W 30-10
W2		@ INDIANAPOLIS COLTS SATURDAY, AUG. 17 4 P.M. ET NEWS 5 AND NFLN	W 21-18
W3		@ TAMPA BAY BUCCANEERS FRIDAY, AUG. 23 7:30 P.M. ET NEWS 5 AND NFLN	L 13-12
W4		DETROIT LIONS THURSDAY, AUG. 29 7:30 P.M. ET NEWS 5	W 20-16

2019 REGULAR SEASON SCHEDULE WEEK 7 BYE

(2-4)

W1		TENNESSEE TITANS SUNDAY, SEPT. 8 1 P.M. ET CBS	L 43-13
W2		@ NEW YORK JETS MONDAY, SEPT. 16 8:15 P.M. ET ESPN	W 23-3
W3		LOS ANGELES RAMS SUNDAY, SEPT. 22 8:20 P.M. ET NBC	L 20-13
W4		@ BALTIMORE RAVENS SUNDAY, SEPT. 29 1 P.M. ET CBS	W 40-25
W5		@ SAN FRANCISCO 49ERS MONDAY, OCT. 7 8:15 P.M. ET ESPN	L 31-3
W6		SEATTLE SEAHAWKS SUNDAY, OCT. 13 1 P.M. ET FOX	L 32-28
W8		@ NEW ENGLAND PATRIOTS SUNDAY, OCT. 27 4:25 P.M. ET CBS	
W9		@ DENVER BRONCOS SUNDAY, NOV. 3 4:25 P.M. ET CBS	
W10		BUFFALO BILLS SUNDAY, NOV. 10 1 P.M. ET CBS	
W11		PITTSBURGH STEELERS THURSDAY, NOV. 14 8:20 P.M. ET FOX, NFLN AND AMAZON	
W12		MIAMI DOLPHINS SUNDAY, NOV. 24 1 P.M. ET CBS	
W13		@ PITTSBURGH STEELERS SUNDAY, DEC. 1 4:25 P.M. ET CBS	
W14		CINCINNATI BENGALS SUNDAY, DEC. 8 1 P.M. ET CBS	
W15		@ ARIZONA CARDINALS SUNDAY, DEC. 15 4:05 P.M. ET CBS	
W16		BALTIMORE RAVENS SUNDAY, DEC. 22 1 P.M. ET CBS	
W17		@ CINCINNATI BENGALS SUNDAY, DEC. 29 1 P.M. ET CBS	



CLEVELAND BROWNS WEEKLY GAME RELEASE | WEEK 8, GAME 7

OCT. 27, 2019 | 4:25 P.M. ET | AT NEW ENGLAND PATRIOTS | GILLETTE STADIUM

NOTABLE STORYLINES

• Coming off of their Week 7 bye, the Browns travel to Foxborough, Ma. to take on the defending Super Bowl champion New England Patriots (7-0) at Gillette Stadium. The Browns hold a 13-11 (.542) all-time advantage over the undefeated Patriots and are 60-50 (.546) against AFC East opponents since 1970.

• Prior to their bye last week, the Browns fell to the Seattle Seahawks at home in Week 6, 32-28. Cleveland totaled 406 yards of offense, while overcoming a 19-point Seattle run to take a lead with nine minutes to play in the fourth quarter. However, four turnovers by the Browns proved to be costly in the loss to the 5-2 Seahawks.

• RB **Nick Chubb** led the team with 122 rushing yards and two touchdowns against the Seahawks. His six rushing touchdowns on the year tie for the fifth most by a Brown through the first six weeks of a season and tie for fifth in the league in 2019. Additionally, Chubb's 607 rushing yards are the sixth most by a Brown through the first six weeks of a season and are ranked fourth in the NFL this year. Chubb also recorded a 52-yard run in the first quarter of the Seattle game, giving him six runs of 40-plus yards in his career.

• WR **Odell Beckham Jr.** recorded six receptions for 101 yards in Week 6, his second 100-yard game this season and 26th of his career. His total of 26 games with 100-plus receiving yards is the third-highest total by a player since he entered the NFL in 2014.

• DE **Myles Garrett** recorded two sacks on Seahawks QB Russell Wilson in the contest. He has three multi-sack games this season and eight in his career. Garrett's nine sacks this year are the most by a Brown through the first six weeks of a season and tie for the most in the NFL in 2019. His 29.5 sacks in 33 career games are the most sacks by a Brown in their first three seasons.

• RB **Dontrell Hilliard** returned the opening kickoff 74 yards to set up a Browns touchdown in Week 6. It was the longest kickoff return by a Browns player since an 83-yard return by WR Travis Benjamin on Oct. 20, 2013. Hilliard's 246 kickoff return yards tie for the fifth most in the NFL this year.

• WR **Jarvis Landry** recorded three receptions for 36 yards against Seattle. His 506 receptions are the seventh most by an NFL player through their first six seasons in history. He and Beckham Jr. each extended their streaks of consecutive games with at least two receptions to 85 and 65, respectively. Landry's stretch is the longest active streak in the NFL, while Beckham Jr. ranks third.

GAME INFORMATION

TELEVISION CBS | Channel 19 (Cleveland)

PLAY-BY-PLAY Jim Nantz

ANALYST Tony Romo

SIDELINE REPORTER Tracy Wolfson

NATIONAL RADIO Sports USA

PLAY-BY-PLAY Larry Kahn

ANALYST Doug Plank

SIDELINE REPORTER Troy West

RADIO University Hospitals Cleveland Browns Radio Network

FLAGSHIP STATIONS 92.3 The Fan (WKRK-FM)

ESPN 850 WKNR | WNCX (98.5 FM)

PLAY-BY-PLAY Jim Donovan

ANALYST Doug Dieken

SIDELINE REPORTER Nathan Zegura

SPANISH RADIO La Mega 87.7 FM

PLAY-BY-PLAY Rafael "Rafa" Hernandez-Brito

ANALYST Octavio Sequera

TABLE OF CONTENTS

How they compare	5
Series history	6
Connections	6
Last time they played	7
What to look for this week	7
Probable starters	8-9
Team notes	10-16
Player notes	17-37
Freddie Kitchens bio	38-39
Rosters	40-43
How the team was built	44
Depth chart	45
Pronunciation guide	45
Transactions	46-48
The last time	49-51
Participation	52
Game summaries	53-56
Statistics	57-59
Supplemental bios	60-69
Supplemental stats	70-81

BROWNS COMMUNICATIONS STAFF

PETER JOHN-BAPTISTE, SENIOR VICE PRESIDENT, COMMUNICATIONS
pjohn-baptiste@clevelandbrowns.com, (440) 891-5015

DAN MURPHY, SENIOR MANAGER, COMMUNICATIONS
dmurphy@clevelandbrowns.com, (440) 824-3659

ROB MCBURNETT, SENIOR MANAGER, COMMUNICATIONS
rmcburnett@clevelandbrowns.com, (440) 824-6175

MIKE ANNARELLA, COORDINATOR, COMMUNICATIONS
mannarella@clevelandbrowns.com, (440) 891-5096

UPCOMING MEDIA SCHEDULE

WEDNESDAY, OCT. 23

10:40 a.m. – Freddie Kitchens available in media center
11:40 a.m.-1:40 p.m. – Practice
After practice – Open locker room

THURSDAY, OCT. 24

10 a.m. – Mike Priefer available in media center
10:15 a.m. – Todd Monken available in media center
10:30 a.m. – Steve Wilks available in media center
11:30 a.m.-1:25 p.m. – Practice
After practice – Freddie Kitchens available and open locker room

FRIDAY, OCT. 25

11:15 a.m.-12:50 p.m. – Practice
After practice – Freddie Kitchens available and open locker room

SATURDAY, OCT. 26

No scheduled availability

SUNDAY, OCT. 27

4:25 p.m. – Cleveland Browns at New England Patriots

**All times and availability are Eastern unless noted, approximate and subject to change. Please feel free to confirm times with the Browns communications staff.*

***All credential requests need to be submitted via clevelandbrowns.com/mediacredentials by noon, six days before each home game and 10 days before each away game.*

UP NEXT



Next week, the Browns return to Denver, Colo. after defeating the Denver Broncos in primetime last season, 17-16. The Browns look to take down the Broncos in consecutive matchups for the first time since the franchise did so on Oct. 1, 1989 and Oct. 8, 1990.

HOW TO WATCH THE BROWNS

CLEVELAND BROWNS TELEVISION PROGRAMMING | NEWS 5

Game Day Programming

• Browns Countdown, presented by Elk & Elk (1:30 prior to the game) News 5 (WEWS)

Online Programming

• Building the Browns, Youtube (every three weeks)

2019 NFL IMPORTANT DATES

OCT. 29

All trading ends for 2019 at 4 p.m., New York time.

OCT. 30

Players with at least four previous pension-credited seasons are subject to the waiver system for the remainder of the regular season and postseason.

NOV. 12

At 4 p.m., New York time, signing period ends for Franchise Players who are eligible to receive offer sheets.

Prior to 4 p.m., New York time, deadline for clubs to sign their unsigned Franchise and Transition Players, including Franchise Players who were eligible to receive offer sheets until this date. If still unsigned after this date, such players are prohibited from playing in the NFL in 2019.

Prior to 4 p.m., New York time, deadline for clubs to sign their unrestricted free agents to whom the “May 7 Tender” was made. If still unsigned after this date, such players are prohibited from playing in the NFL in 2019.

Prior to 4 p.m., New York time, deadline for clubs to sign their restricted free agents, including those to whom the “June 1 Tender” was made. If such players remain unsigned after this date, they are prohibited from playing in the NFL in 2019.

Prior to 4 p.m., New York time, deadline for clubs to sign their drafted rookies. If such players remain unsigned after this date, they are prohibited from playing in the NFL in 2019.

DEC. 12

League Meeting, Las Colinas, Texas.

DEC. 29

Week 17.

JAN. 4-5

Wild Card Playoffs.

AFC NORTH SCHEDULE

LAST WEEK

Jacksonville (3-4) at CINCINNATI (0-7)	JAX, 27-17
BALTIMORE (5-2) at Seattle (5-2)	BAL, 30-16
CLEVELAND (2-4)	BYE
PITTSBURGH (2-4)	BYE

THIS WEEK

CINCINNATI (0-7) at L.A. Rams (4-3)	Oct. 27, 1 p.m. ET
CLEVELAND (2-4) at New England (7-0)	Oct. 27, 4:25 p.m. ET
Miami (0-6) at PITTSBURGH (2-4)	Oct. 28, 8:15 p.m. ET
BALTIMORE (5-2)	BYE

NEXT WEEK

Indianapolis (4-2) at Pittsburgh (2-4)	Nov. 3, 1 p.m. ET
CLEVELAND (2-4) at Denver (2-5)	Nov. 3, 4:25 p.m. ET
New England (7-0) at BALTIMORE (5-2)	Nov. 3, 8:20 p.m. ET
CINCINNATI (0-7)	BYE

HOW THEY COMPARE



HC FREDDIE KITCHENS



HC BILL BELICHICK

FREDDIE KITCHENS: 2-4, FIRST SEASON AS A HEAD COACH. Freddie Kitchens was named the head coach of the Cleveland Browns on Jan. 12, 2019. This is Kitchens' second season with the Browns, previously working as RB/assoc. HC and OC in 2018. Prior to Cleveland, Kitchens worked with the Dallas Cowboys and Arizona Cardinals from 2006-17, coaching TEs, RBs and QBs. Kitchens was a QB at the University of Alabama from 1993-97 where he threw for 4,668 passing yards and 30 touchdowns.

BILL BELICHICK: 268-123 25TH SEASON AS A HEAD COACH, 20TH SEASON WITH THE PATRIOTS. Bill Belichick was named the head coach of the New England Patriots on Jan. 27, 2000. This is Belichick's 20th season with the Patriots and 25th as a head coach in the NFL. Belichick is a six-time Super Bowl champion in New England (2001, 2003, 2004, 2014, 2016, and 2018). Belichick is also a three-time recipient of the AP NFL Coach of the Year award (2003, 2007, and 2010). Before becoming head coach in New England, Belichick spent five years as the head coach of the Cleveland Browns from 1991-95. Belichick posted a record of 36-44 in Cleveland, including the 1994 season where the Browns finished 11-5. Belichick previously coached in various special teams and receiving roles for the Baltimore Colts (1975), Detroit Lions (1976-77) and Denver Broncos (1978). In 1979, Belichick was hired by the New York Giants, where he coached for 12 seasons as a special teams coach, linebackers coach and defensive coordinator from 1985-90. After coaching for the Browns, Belichick spent the 1996 season with the Patriots as an assistant head coach and defensive backs coach. Before becoming head coach for the Patriots in 2000, Belichick served as the defensive coordinator for the New York Jets from 1997-99.

2019 NFL REGULAR SEASON RANKINGS

	BROWNS	PATRIOTS
Points PG	20.0 (23)	31.9 (1)
Total YPG	351.2 (21)	377.3 (10)
Rushing YPG	119.8 (13)	97.6 (22)
Passing YPG	231.3 (16)	279.7 (5)
Points APG	25.7 (22)	6.9 (1)
Total Defensive YPG	373.3 (23)	223.1 (1)
Rushing Defensive YPG	154.0 (30)	74.7 (2)
Passing Defensive YPG	219.3 (6)	148.4 (2)
Turnover Ratio	-6 (28)	+14 (1)

HEAD TO HEAD

A head-to-head look at each teams' top 2019 offensive and defensive weapons.

PASSING

QB	Cmp	Att	Yds	TD	Int	Rate
Tom Brady	180	273	1,992	11	4	94.8
Baker Mayfield	112	198	1,496	5	11	66.0

RUSHING

RB	Att	Yds	Avg	TD
Nick Chubb	114	607	5.3	6
Sony Michel	119	390	3.3	6

RECEIVING

WR	Rec	Yds	Rec/G	TD
Julian Edelman	45	496	70.9	2
Jarvis Landry	25	439	73.2	0

TACKLES

Player	Asst	Solo	Tot
Joe Schobert	19	43	62
Jason McCourty	7	25	32

SACKS

Player	Sacks
Myles Garrett	9.0
Jamie Collins Sr.	4.5

PASS DEFENSES

Player	PD
Stephon Gilmore	9
Damarious Randall	3

INTERCEPTIONS

Player	Int
Devin McCourty	5
Justin Burris	1
T.J. Carrie	1
Devaroe Lawrence	1
Jermaine Whitehead	1

SERIES HISTORY

GAME RESULTS: VS. NEW ENGLAND PATRIOTS

	Date	Result	Score
New England Patriots	11/21/71	W	27-7
at New England Patriots	11/10/74	W	21-14
New England Patriots	9/26/77	W	30-27 OT
at New England Patriots	9/7/80	L	17-34
New England Patriots	11/21/82	W	10-7
at New England Patriots	11/20/83	W	30-0
New England Patriots	10/7/84	L	16-17
New England Patriots	10/6/85	W	24-20
at New England Patriots	10/4/87	W	20-10
at New England Patriots	9/8/91	W	20-0
at New England Patriots	10/25/92	W	19-17
New England Patriots	12/19/93	L	17-20
New England Patriots	11/6/94	W	13-6
^ New England Patriots	10/1/95	W	20-13
at New England Patriots	9/3/95	L	14-17
New England Patriots	10/3/99	L	7-19
New England Patriots	11/12/00	W	19-11
at New England Patriots	12/9/01	L	16-27
at New England Patriots	10/26/03	L	3-9
New England Patriots	12/5/04	L	15-42
at New England Patriots	10/7/07	L	17-34
New England Patriots	11/7/10	W	34-14
at New England Patriots	12/8/13	L	26-27
New England Patriots	10/9/16	L	13-33
^ denotes playoff game			

Regular-season totals	13-11-0	.542
Home	7-5-0	.583
Away	5-6-0	.455
Playoffs	1-0-0	1.000

NOTABLE CONNECTIONS

- Patriots HC **Bill Belichick** served as HC for Cleveland from 1991-95.
- Patriots WR **Josh Gordon** played for the Browns from 2012-18.
- Patriots LB **Jamie Collins Sr.** played for the Browns from 2016-18.
- Patriots TE **Ben Watson** played for the Browns from 2010-12.
- Patriots CB **Jason McCourty** played for the Browns in 2017.
- Patriots DL **Danny Shelton** played for the Browns from 2015-17.
- Browns DB coach **DeWayne Walker** served in the same role for the Patriots from 1998-2000.
- Patriots TE coach **Nick Caley** was a student assistant at John Carroll University from 2005-06.
- Patriots WR **Julian Edelman** attended Kent State.

- Patriots Director of skill development **Joe Kim** is a native of Lakewood, Ohio and previously coached for the Browns.
- Patriots DB **Nate Ebner**, K **Mike Nugent** and DE **John Simon** played collegiately at Ohio State.
- Browns DT **Sheldon Richardson** was teammates with Patriots DE **Michael Bennett** in Seattle in 2017.
- Browns CB **Juston Burris** played with Patriots DB **Terrence Brooks** for the Jets in 2017.
- Browns CB **T.J. Carrie** played with Patriots LB **Shilique Calhoun** in Oakland for two seasons (2016-17).
- Patriots OL **Marshall Newhouse** played with Browns WR **Odell Beckham Jr.** (2015-16) and DE **Olivier Vernon** (2016) for the Giants.
- Patriots OL **Marshall Newhouse** also played with Browns CB **T.J. Carrie** in 2017 for Oakland.
- Browns DE **Myles Garrett** and TE **Ricky Seals-Jones** played collegiately with Patriots DE **Jermaine Eluemunor** at Texas A&M.
- Browns WILL **Mack Wilson** played with Patriots RB **Damien Harris** at Alabama.
- Browns S **Jermaine Whitehead** played at Auburn with Patriots DB **Jonathan Jones**.
- Browns RB **Nick Chubb** was college teammates with Patriots RB **Sony Michel** at Georgia.

2019 AFC NORTH STANDINGS

	Overall	Division
Baltimore	5-2-0	2-1-0
Cleveland	2-4-0	1-0-0
Pittsburgh	2-4-0	1-1-0
Cincinnati	0-7-0	0-2-0

THE LAST TIME VS. THE PATRIOTS



**PATRIOTS 33
BROWNS 13**

Oct. 9, 2016

FirstEnergy Stadium, Cleveland, Ohio



The New England Patriots defeated the Cleveland Browns, 33-13, at FirstEnergy Stadium. In his return from a four-game suspension, Patriots QB Tom Brady was effective and began his day by leading an eight-play, 80-yard TD drive, capped by a 1-yard RB LeGarrette Blount TD rush to gain a 7-0 advantage just under five minutes into the first quarter. The Browns answered quickly as rookie QB Cody Kessler responded with a nine-play, 75-yard TD drive of his own, including an 11-yard TD pass to WR Andrew Hawkins to even the game at 7-7. The Patriots soon regained their lead with another first quarter score as Brady orchestrated an eight-play, 75-yard TD drive, finding TE Martellus Bennett on a 7-yard TD pass. On the Browns' ensuing possession, a Kessler fumble on an incomplete backwards pass trickled out of the end zone for a Patriots safety, giving New England a 16-7 advantage. Early in the second quarter, Brady found Bennett in the end zone once again on a 5-yard TD pass to push the Patriots' lead to 23-7. The Patriots opened the third quarter with another scoring drive, going 75 yards in just eight plays, including a third and final Brady TD pass to Bennett - this time from 37-yards away - to garner a 30-7 advantage. In the fourth quarter, QB Charlie Whitehurst, who stepped in for Kessler following an injury late in the first quarter, connected with TE Connor Hamlett on a 17-yard TD strike, marking Hamlett's first TD reception in his first ever NFL game. Cleveland was unsuccessful on its ensuing two-point conversion attempt, leaving the Browns with a 30-13 deficit. The final points of the game came from the foot of Patriots K Stephen Gostkowski as he split the uprights on a 31-yard field goal attempt, stretching New England's lead to 33-13.

TEAM	1	2	3	4	F
New England	16	7	7	3	33
Cleveland	7	0	0	6	13

SCORING SUMMARY

TEAM Q TIME PLAY

Patriots	1	10:28	L.Blount 1 yd. run (S.Gostkowski kick) (8-80, 3:13)
Browns	1	6:09	A.Hawkins 11 yd. pass from C.Kessler (C.Parkey kick) (9-75, 4:19)
Patriots	1	2:06	M.Bennett 7 yd. pass from T.Brady (S.Gostkowski kick) (8-75, 4:03)
Patriots	1	1:20	C.Kessler fumble out of bounds in end zone for a Safety
Patriots	2	12:10	M.Bennett 5 yd. pass from T.Brady (S.Gostkowski kick) (8-64, 4:10)
Patriots	3	12:24	M.Bennett 37 yd. pass from T.Brady (S.Gostkowski kick) (8-75, 2:36)
Browns	4	14:05	C.Hamlett 17 yd. pass from C.Whitehurst (pass failed) (7-80, 3:22)
Patriots	4	7:42	S.Gostkowski 31 yd. Field Goal (11-72, 6:23)

TEAM STATISTICS

	NE	CLE
FIRST DOWNS:	24	17
TIME OF POSSESSION:	34:39	25:21
TOTAL NET YARDS: (RU/PA):	501 (98/403)	262 (27/235)
SACKS/YARDS:	2/14	1/3
PUNTS/AVERAGE:	5-41.8	6-44.5
PENALTIES/YARDS:	5-61	5-35
FUMBLES/LOST:	0/0	2/0

INDIVIDUAL STATISTICS

PASSING: CLE: C. Whitehurst 14-24-182 (TD, INT), C. Kessler 5-8-62 (TD); NE: T. Brady 28-40-406 (3 TD)

RUSHING: CLE: I. Crowell 13-22, T. Pryor 2-3, D. Johnson 4-1, C. Whitehurst 2-1; NE: L. Blount 18-37 (TD), J. White 5-26, D. Foster 6-17, T. Brady 2-14, M. Slater 1-5, C. Hogan 1-2, J. Garoppolo 2-(-3)

RECEIVING: CLE: G. Barnidge 5-76, T. Pryor 5-48, A. Hawkins 4-56 (TD), D. Johnson 2-21, R. Louis 2-13, I. Crowell 1-18, C. Hamlett 1-17 (TD); NE: M. Bennett 6-67 (3 TD), R. Gronkowski 5-109, J. Edelman 5-35, C. Hogan 4-114, J. White 4-63, D. Amendola 2-11, M. Mitchell 2-7

WHAT TO LOOK FOR THIS WEEK

WR ODELL BECKHAM JR.

• With 125-plus receiving yards, would pass Jerry Rice (1985-90) with 18 games of 125 receiving yards in a player's first six years.

• With 12 receiving yards, will tie Jerry Rice for fifth in receiving yards in the first 70 games of a player's career (5,924).

• A receiving touchdown will tie him with Jimmy Graham (2010-14) with 46 during a player's first 70 games (eighth).

• One reception will tie him with Keenan Allen (420) for the fifth-most catches in a player's first 70 games.

• With five catches and 100 receiving yards, would become the first Brown to reach the marks in consecutive games since Josh Gordon (four) in 2013.

WR JARVIS LANDRY

• With five catches, will place third for most games with five-plus catches all time by a six-year player with 60.

• Is 47 receiving yards from 5,500. Would become the ninth player in history to reach 5,500 receiving yards and 500 receptions in his first six years.

• Is two catches from tying Marvin Harrison (508) for the sixth-most receptions in a player's first 90 games.

LANDRY AND BECKHAM JR.

• With 61 and 64 receiving yards, respectively, Landry and Beckham Jr. would become the first Browns to reach 500 receiving yards through the first seven games of a season since Gary Barnidge (514) and Travis Benjamin (575) in 2015.

DE MYLES GARRETT

• One forced fumble will tie him for second on the Browns all-time list in a player's first three seasons.

• With a sack and a forced fumble, will tie Mark Word and Kamerion Wimbley for second on the Browns all-time list of games with a sack and forced fumble in a player's first three years (five).

• Multiple sacks will tie him for the third-most games (four) recording more than one sack through the first seven games of a season in NFL history.

QB BAKER MAYFIELD

• With two passing touchdowns, will tie Derek Anderson (29) for most by a Brown in his first two years. He's also 129 passing yards away from tying Bernie Kosar's passing yards record in the same category (3,854).

RB NICK CHUBB

• Is 120 scrimmage yards from 2,000 for his career. Would be just the fifth Brown to do so in his first two seasons and third to do so in 23 games or less.

• With 75 yards from scrimmage, would extend his active streak to seven consecutive games, the NFL's second-longest active streak. He would also be the first Brown to accomplish the feat since Peyton Hillis in 2010.

PROBABLE OFFENSIVE STARTERS

WR Jarvis Landry – Leads the Browns with 439 receiving yards on 25 receptions this season...Led the Browns in receiving in 2018, catching 81 passes for 976 yards...Traded from the Dolphins after leading the NFL with 112 receptions in 2017...Recorded the most receptions by any NFL player through their first five seasons with 481...Selected to the past four Pro Bowls.

LT Greg Robinson – Opened each game at LT this season...Started the final eight games of the 2018 regular season with the Browns...Signed by the Browns in 2018...No. 2 overall pick by the Rams in 2014.

LG Joel Bitonio – Has not missed an offensive snap since 2016...Started all 69 games he's appeared in since being drafted by the Browns in the second round (35th overall) of the 2014 draft...Earned first career Pro Bowl selection in 2018 and was a second-team All-Pro honoree.

C JC Tretter – Started the past 38 games at C and has not missed an offensive snap since joining the Browns in 2017...Originally selected by the Green Bay Packers in the fourth round of the 2013 NFL Draft...Joined the Browns as an unrestricted free agent in 2017.

RG Eric Kush – Started every game at RG this year...Signed by the Browns as a free agent this offseason...Seven-year vet who has also appeared in games with the Bears (2016-18), Rams (2015) and Chiefs (2013-14)...Originally a sixth-round pick by Kansas City in 2013.

RT Chris Hubbard – Started at RT in five games...Moved to LT mid-game in the opener following an injury on the line...Started at RT in all 16 games in 2018...Joined the Browns in 2018 following five seasons with the Steelers.

TE Pharaoh Brown – Appeared in every contest this season with four starts...Spent five weeks on the Browns' active roster last year but did not appear in a game...Also spent four weeks on the Browns' practice squad in 2018...Appeared in two games with Oakland in 2017 after signing as an undrafted free agent.

WR Odell Beckham Jr. – Leads Browns in receptions with 29 for 436 yards this season...Eclipsed 1,000 receiving yards in four of his first five seasons, missing only 2017, when ankle injuries limited him to four games...Three-time Pro Bowler and two-time All-Pro...First-round pick by the Giants in 2014 and joined the Browns via trade in 2019.

QB Baker Mayfield – Voted Browns' season-long captain by his teammates...1,496 passing yards and five TDs...Set NFL rookie record with 27 passing TDs in 2018, despite starting just 13 games...First overall selection of the 2018 NFL Draft...2017 Heisman Trophy Winner.

RB Nick Chubb – Rushed for 122 yards on 20 carries (6.1 avg) against the Seahawks...Leads the team in rushing with 607 yards and six TDs...Ranks second in the AFC in rushing yards...Set a Browns rookie record with 996 rushing yards in 2018, while adding 10 total touchdowns...Recorded the longest run in Browns history and the second-longest by a rookie in NFL history with a 92-yard score against Atlanta on Nov. 11, 2018...Second-round pick in 2018...Finished collegiate career ranked second in Georgia history in rushing yards.

TE Demetrius Harris – Appeared in every game this season...Caught his first touchdown pass as a Brown vs. LAR in Week 3...Signed by the Browns as an unrestricted free agent this offseason...Initially signed by Kansas City as an undrafted free agent in 2013...Posted a career-high three scoring grabs in 2018...Played college basketball at Milwaukee.

OFFENSIVE RESERVES

WR Antonio Callaway – Caught two passes for 22 yards against the Seahawks...Suspended first four games of regular season...Caught 43 passes for 586 yards and five touchdowns as a rookie in 2018...Fourth-round pick of the 2018 draft.

QB Garrett Gilbert – Has appeared in one game in 2019 (Week 5 at SF)...Signed by the Browns this offseason after playing with the Orlando Apollos of the Alliance of American Football...Led the AAF in passing yards...Sixth-round pick by the Rams in 2014.

WR Rashard Higgins – Did not play in Week 6 vs. SEA...Inactive Weeks 2-5...Set career highs in 2018 with 39 receptions for 572 yards and four touchdowns...Selected by the Browns in the fifth round in 2016...Set Colorado State career records for receptions (239), receiving yards (3,649) and TDs (31)...Led the nation in 2014 with 1,750 receiving yards and 17 TD receptions.

RB Dontrell Hilliard – Returned two kickoffs for 102 yards including a 74-yard return on the opening kickoff vs. Sea...Appeared in five games this season with two rushing touchdowns...Appeared in 11 games last year...Signed as an undrafted free agent in 2018 out of Tulane.

WR KhaDarel Hodge – Appeared in all six games this season, primarily on special teams...Claimed via waivers by the Browns after final roster cuts...Played 14 games with the Rams in 2018...Began his college career as a quarterback at Alcorn State before transitioning to the wide receiver at Prairie View A&M.

RB D'Ernest Johnson – Has appeared in all six games this season...Has four carries for 21 yards and six receptions for 71 yards this season...Joined the Browns after playing with the Orlando Apollos of the Alliance of American Football...Finished third in the AAF in rushing yards...Finished as South Florida's career all-purpose yardage leader.

T Kendall Lamm – Inactive the past five weeks (knee)...Appeared as a reserve in the opener before sustaining a knee injury...Signed by the Browns as an unrestricted free agent this offseason...Appeared in 56 career games with 24 starts...Started a career-high 13 games in 2018 with the Texans.

G Justin McCray – Has appeared in four games with one start this season...Acquired by the Browns in a trade with the Packers on August 31, 2019...Appeared in 12 games with five starts for Green Bay in 2018...Also spent time in the Arena Football League.

WR Damion Ratley – Inactive in Week 6 vs. Sea...Has appeared in five games this season...Has eight receptions for 103 yards...Played in 13 games with three starts as a rookie last year...Sixth-round pick of the 2018 draft.

TE Ricky Seals-Jones – Caught three passes for 47 yards and a touchdown in Week 6 vs. SEA...Has appeared in five games in 2019...Has seven receptions for 143 yards and two touchdowns this season...Claimed via waivers from the Cardinals during final roster cuts...Set career highs last year in receptions (34), receiving yards (343) and games played (15)...Initially signed by Arizona as an undrafted free agent in 2017.

WR Taywan Taylor – Inactive in Week 6 vs. Sea...Appeared in three games this season...Acquired by the Browns in a trade with Tennessee Titans on August 31, 2019...Third-round pick by the Titans in 2017.

G Wyatt Teller – Has appeared in five games in 2019...Acquired by the Browns in a trade with the Bills on August 29, 2019...Originally drafted by Buffalo in the fifth round of the 2018 draft...Started the Bills' final seven regular season games in 2018.

PROBABLE DEFENSIVE STARTERS

DE Myles Garrett - Tied for first in the NFL with 9.0 sacks this season...20 tackles and one forced fumble on the season...Set career high with 3.0 sacks Week 2, the most by a Brown since 2014...Registered 13.5 sacks in 2018, the second-most by a Brown in a single-season...2018 Pro Bowl and second-team All-Pro selection...His 29.5 sacks in 33 games are the most sacks by a Brown in their first three seasons...Selected by the Browns first overall in the 2017 NFL Draft.

DT Larry Ogunjobi - 19 tackles and second on team with 3.0 sacks this season...Tallied a career-best 5.5 sacks in 2018...9.5 sacks on his career...Played in 36 games since entering the league in 2017...First player drafted in the NFL from Charlotte after being selected in the third round in the 2017.

DT Sheldon Richardson - tied for third on the team with 27 tackles, adding one pass defended...Signed by the Browns as an unrestricted free agent this offseason...Spent time with the Jets (2013-16), Seahawks (2017) and Vikings (2018)...2013 NFL Defensive Rookie of the Year after being selected by the Jets in the first round in 2013...Selected to the Pro Bowl in 2014.

DE Olivier Vernon - 15 tackles this season...Recorded first forced fumble of the season Week 6 vs. Sea...Tallied his first sack of the season and 52nd of his career Week 4 at BAL...Eight-year vet who joined the Browns via trade this offseason...Led the Giants last year in sacks...Earned second team All-Pro honors in 2016 and was selected to the Pro Bowl in 2018...Third-round pick by Miami in 2012.

WILL Mack Wilson - 26 tackles, one tackle for loss and two passes defended this season...Has started every game since Week 3 at WILL...Fifth-round pick this year out of Alabama.

MIKE Joe Schobert - Leads the team, tied for fifth in the NFL with 62 tackles...Set a career-high in tackles with 16 and registered his first sack of the season Week 4 at BAL...Also has one pass defended, forced fumble and a fumble recovery...Registered 100-tackle campaigns in 2017 and 2018...Selected to the Pro Bowl in 2017...Drafted by the Browns in the fourth round of the 2016 NFL Draft.

SAM Adarius Taylor - Saw action in five games...Inactive Week 2 (ankle)...Signed by the Browns as an unrestricted free agent this offseason after four seasons in Tampa Bay (2015-17) and one in Carolina (2014).

CB Denzel Ward - Second-year pro with seven tackles this season...Missed the last four weeks due to a hamstring injury...In 2018, became the sixth Browns rookie to be named to the Pro Bowl...Finished tied for second among all NFL rookies with three interceptions last year...Fourth overall pick in 2018.

CB Greedy Williams - Five tackles on the season...Missed the last four weeks with a hamstring injury...Second-round pick by the Browns this year...Recorded eight interceptions in 24 career games at LSU.

S Damarious Randall - 20 tackles, two sacks and three passes defended this season...Missed Weeks 2 and 3 with a concussion...Led the Browns with four interceptions last year...One of four active players to have at least three interceptions in each of his first four seasons...First-round pick by Green Bay in 2015 where he played CB...Converted to S after being traded to the Browns in 2018.

S Morgan Burnett - 16 tackles, two tackles for loss and two sacks this season...Missed Weeks 3 and 4 with a quad injury...Signed by the Browns this offseason after eight seasons in Green Bay (2010-2017) and one in Pittsburgh (2018)...Third-round pick by Green Bay in 2010.

DEFENSIVE RESERVES

LB Genard Avery - Inactive five games this season...Saw action in Week 3 and tallied his first tackle of the season...Recorded 4.5 sacks as a rookie in 2018...Selected by the Browns in the fifth round.

S Juston Burris - Started his first game of the season Week 3 vs. LAR, totaling four tackles and an interception...Appeared in Weeks 4-6...Claimed by the Browns via waivers from Oakland prior to Week 3...Originally a fourth-round pick by the Jets in 2016.

CB T.J. Carrie - Started the last four games...27 tackles, one interception, two passes defended and a fumble recovery...Joined the Browns as an unrestricted free agent in 2018...Seventh-round pick by the Raiders in 2014.

DT Daniel Ekuale - Saw action in every game this season...Three tackles this season...Spent 13 weeks on the Browns' practice squad as a rookie in 2018.

CB Robert Jackson - Saw action the past four games...Spent Weeks 1 and 2 on the Browns' practice squad...Spent six weeks on the Browns's practice squad in 2018...An undrafted free agent signed by the Browns in 2018.

LB Malik Jefferson - One special teams tackle this season...Appeared in every game this season...Claimed via waivers by the Browns following final roster cuts this year...Originally selected by Cincinnati in the third round of the 2018 draft.

DT Devaroe Lawrence - Contributed in all six games this season...Collected his first career interception Week 4 at Bal...Five tackles, a pass defended and a fumble recovery on the season...Acquired by the Browns via trade with New Orleans during final roster cuts in 2018...Appeared in one game and spent 13 weeks on the Browns' practice squad in 2018...Initially signed by New Orleans as an undrafted free agent in 2017.

CB Terrance Mitchell - Started the past four games...18 tackles, two tackles for loss and two passes defended this season...Signed by the Browns as an unrestricted free agent in 2018...Has also spent time with the Bears (2015), Cowboys (2015) and Chiefs (2016-17)...Seventh-round pick by Dallas in 2014.

S Eric Murray - 18 tackles and one pass defended...Appeared in every game with three starts this season...Started nine games for Kansas City last year...Fourth-round pick by Kansas City in 2016...Traded to the Browns this offseason.

S Sheldrick Redwine - Three special teams tackles this season...Inactive Weeks 4 and 5 (hamstring)...Selected by the Browns in the fourth round this year out of Miami (Fla.).

DE Chris Smith - Appeared in five games this season...Saw action in all 16 games in 2018 with two starts...Signed by the Browns as an unrestricted free agent in 2018 following three seasons in Jacksonville (2014-16) and one in Cincinnati (2017).

LB Sione Takitaki - Two special teams tackles this season...Inactive Week 1...Third-round pick this year out of BYU.

DE Chad Thomas - Appeared in every game this season...Career-high seven tackles this season...Tallied his first sack of his career Week 5 at SF...Recorded his first career fumble recovery Week 4 at BAL...Saw action in four games as a rookie last year...Third-round pick in 2018.

CB Tavierre Thomas - Played in every game this season...Leads team in special team tackles (5)...Claimed by the Browns via waivers during final roster cuts in 2018 from Arizona.

S Jermaine Whitehead - Collected his first career interception Week 4 at Bal...Second on team in tackles with 36, adding two passes defended and one tackle for loss...Also one pass defended...Appeared in 14 games last year (seven with the Browns and seven with the Packers)...Joined the Browns via waivers mid-season in 2018...Fourth year vet, who originally signed with the 49ers as an undrafted free agent in 2015.

SPECIALISTS

P Jamie Gillan - Third in the NFL with 16 punts inside the 20 this season...September 2019 Special Teams Player of the Month...Only undrafted rookie to make the Browns 53-man roster this year...Kicked and punted while at Arkansas-Pine Bluff...Native of Scotland and moved to the U.S. as a teenager.

K Austin Seibert - 8 for 8 on FGs and 10 for 12 on PATs...Selected by the Browns in the fifth round...Finished career at Oklahoma as the all-time leading scorer in FBS history with 499 points...2018 Big 12 Special Teams Player of the Year.

LS Charley Hughlett - Handled all of the Browns' long-snapping duties since 2015...Voted Browns' season-long captain by his teammates...Signed to the Browns' active roster from the Chiefs' practice squad on Dec. 24, 2014.

A SLAM MONK

OC **Todd Monken** is in his first season with Cleveland in 2019 after spending the last three years as the Tampa Bay Buccaneers' OC. Last year, the Buccaneers offense was one of the top in the league. Tampa Bay led the NFL in passing yards per game (320.3), while ranking third in total yards per game (415.5), third in third down conversion rate (46.0) and fourth in yards per play (6.30). The 2018 offense, led by Monken, was also the best in team history, owning the most yards (6,648), most passing yards (5,125), most points (396) and most first downs (388) in franchise history. Additionally, Tampa Bay's 5,125 passing yards in 2018 were the fourth most in a single season in team history.

Monken also helped Buccaneers WR Mike Evans rank third in the NFL in receiving yards (1,524) in 2018, establishing a new franchise record.

WHERE THERE'S A WILKS, THERE'S A WAY

DC **Steve Wilks** came to Cleveland in 2019 after serving as the Arizona Cardinals' HC in 2018. Under his guidance, the Cardinals finished fourth (203.9 yards per game) in the NFL against the pass. The unit also recorded 49 sacks, the fifth-best total in the league and the third best in the NFC. The total was also the fourth highest in team history.

SPECIAL DELIVERY

STC **Mike Priefer** is in his 13th season as an NFL STC and first with the Browns in 2019. While with the Minnesota Vikings (2011-18), Priefer's units led the NFL with 14 special teams touchdowns. The Vikings scored on seven kickoff returns, five punt returns and two touchdowns off blocked punts. In 2018, the Vikings' Marcus Sherels broke the team's career punt return yardage record and also holds the record for most punt returns for scores (five), the most in the NFL since 2012. Sherels has also returned the most punts for 20-plus yards in the NFL over the same span (29).

BIG-TIME STOPS

The Browns defense has only allowed 21 big plays of 20 or more yards in 2019, the league's seventh-lowest number.

2019 NFL TEAM LEADERS: OPP. PLAYS OF 20+ YDS

Team	20+
1. San Francisco 49ers	12
2t. New England Patriots	16
2t. Los Angeles Rams	16
4. Buffalo Bills	17
5t. Denver Broncos	19
5t. Chicago Bears	19
7. Cleveland Browns	21
8. Minnesota Vikings	22
9t. Pittsburgh Steelers	23
9t. New York Jets	23

BUTTERFINGERS

As a defense, the Browns' 22 forced fumbles since last season ranks as a top mark in the league during that span.

2018-19 NFL TEAM LEADERS: FF

Team	FF
1. Kansas City Chiefs	33
2. Houston Texans	30
3. Buffalo Bills	27
4t. New Orleans Saints	26
4t. Chicago Bears	26
6t. Seattle Seahawks	25
6t. Arizona Cardinals	25
8. Los Angeles Rams	23
9t. Cleveland Browns	22
9t. Washington Redskins	22

Additionally, the Browns have collected 24 opponent fumble recoveries since 2017 (10th) and 18 since 2018 (tied for third).

2018-19 NFL TEAM LEADERS: FR

Team	FR
1. Houston Texans	21
2. Seattle Seahawks	20
3t. Cleveland Browns	18
3t. New Orleans Saints	18
3t. Los Angeles Rams	18
6t. Kansas City Chiefs	17
6t. Dallas Cowboys	17
8t. Chicago Bears	15
8t. Carolina Panthers	15
8t. Detroit Lions	15
8t. Buffalo Bills	15

2017-19 NFL TEAM LEADERS: FR

Team	FF
1t. Seattle Seahawks	29
1t. Chicago Bears	29
3t. Los Angeles Rams	28
3t. Detroit Lions	28
5t. Dallas Cowboys	27
5t. Tampa Bay Buccaneers	27
5t. Kansas City Chiefs	27
8t. Carolina Panthers	26
8t. Houston Texans	26
10. Cleveland Browns	24

With four opponent fumble recoveries through the first seven weeks of the season, the Browns are tied for fourth in the AFC in the category.

TURNING A NEGATIVE INTO A POSITIVE

On top of its takeaway ability, the Browns defense forced 109 plays for negative yards by its opponents, sixth in the NFL last season. Additionally, the unit's 64 forced negative rushing plays by their opponents were also sixth in the league, while its forced negative passing plays tied for 10th.

In 2019, the Browns have forced 38 total negative plays (plus sacks), tied for 10th in the league.

2019 NFL TEAM LEADERS: OPP. NEG. PLAYS (+SACKS)

Team	Tot
1t. Philadelphia Eagles	44
1t. Arizona Cardinals	44
3t. Pittsburgh Steelers	42
3t. Los Angeles Rams	42
5. Jacksonville Jaguars	41
6t. Buffalo Bills	40
6t. San Francisco 49ers	40
6t. Carolina Panthers	40
9. New England Patriots	39
10t. Cleveland Browns	38
10t. Atlanta Falcons	38
10t. Minnesota Vikings	38

2019 NFL TEAM LEADERS: SACKS

Team	Sacks
1. Carolina Panthers	27
2. New England Patriots	26
3. Arizona Cardinals	22
4. Jacksonville Jaguars	21
5t. Pittsburgh Steelers	20
5t. New Orleans Saints	20
5t. San Francisco 49ers	20
5t. Kansas City Chiefs	20
9t. Cleveland Browns	19
9t. Minnesota Vikings	19
9t. Tennessee Titans	19

Moreover, the Browns have posted 37 tackles for loss, tied for first in the league this season.

2019 NFL TEAM LEADERS: TFLs

Team	TFL
1t. Cleveland Browns	37
1t. Minnesota Vikings	37
3. Philadelphia Eagles	36
4t. Los Angeles Rams	35
4t. Pittsburgh Steelers	35
4t. Baltimore Ravens	35
7t. San Francisco 49ers	34
7t. Arizona Cardinals	34
7t. Jacksonville Jaguars	34
10t. Denver Broncos	32
10t. Buffalo Bills	32
10t. Atlanta Falcons	32

Since 2017, the Browns have made a point to wrap up their opponents for lost yards, placing second in most TFLs in the league in that span.

2017-19 NFL TEAM LEADERS: TFLs

Team	TFL
1. Arizona Cardinals	218
2. Cleveland Browns	212
3. Baltimore Ravens	211
4. Pittsburgh Steelers	210
5. Philadelphia Eagles	206
6. Minnesota Vikings	202
7. Buffalo Bills	197
8. New Orleans Saints	191
9t. Jacksonville Jaguars	190
9t. San Francisco 49ers	190
9t. Houston Texans	190

EARLY SUCCESS

Through the first seven weeks of the season, the Browns' 19 sacks are tied for the sixth most in franchise history in that span.

ALL-TIME BROWNS TEAM LEADERS: SACKS (WEEKS 1-)

Year	Sacks
1. 1961	25
2. 1969	23
3. 1985	21
4t. 1970	20
4t. 2013	20
6t. 2019	19
6t. 2018	19
6t. 1989	19
6t. 1988	19

NOT SO FAST

When its opponents are in a goal-to-go situation, the Browns defense ties for the eighth-highest total in takeaways (three) since 2018.

2018-19 NFL TEAM LEADERS: GOAL-TO-GO TAKEAWAYS

Team	Tot
1t. Kansas City Chiefs	5
1t. Chicago Bears	5
1t. Pittsburgh Steelers	5
4t. Minnesota Vikings	4
4t. Denver Broncos	4
4t. Los Angeles Chargers	4
4t. Tennessee Titans	4
8t. Cleveland Browns	3
8t. Washington Redskins	3
8t. Green Bay Packers	3
8t. Atlanta Falcons	3

ON THE ATTACK

Dating back to last season, the Browns have tied for the 10-most interceptions in the league with 21.

2018-19 NFL TEAM LEADERS: INT

Team	Int
1. New England Patriots	36
2. Chicago Bears	31
3. Los Angeles Rams	24
4. Washington Redskins	23
5t. Carolina Panthers	22
5t. New York Giants	22
5t. Denver Broncos	22
5t. Buffalo Bills	22
5t. Miami Dolphins	22
10t. Cleveland Browns	21
10t. Kansas City Chiefs	21

21 AND HIGHER

Since 2018, the Browns defense ranks No. 4 in the NFL in opponent passer rating when passed on 21 or more times (62.0).

2018-19 NFL TEAM LEADERS: OPP. PASSER RATING (21+ ATT)

Team	Rate
1. Buffalo Bills	21.7
2. Chicago Bears	35.1
3. New England Patriots	39.4
4. Cleveland Browns	62.0
5. Denver Broncos	66.0
6. Houston Texans	76.9
7. Minnesota Vikings	77.0
8. Baltimore Ravens	79.5
9. Miami Dolphins	82.6
10. Kansas City Chiefs	83.2

The defense also ranks seventh in the league this season in the same category (59.3).

2019 NFL TEAM LEADERS: OPP. PASSER RATING (21+ ATT)

Team	Rate
1. New England Patriots	14.8
2. San Francisco 49ers	28.2
3. Buffalo Bills	39.4
4. Denver Broncos	47.2
5. Chicago Bears	47.8
6. Carolina Panthers	48.6
7. Cleveland Browns	59.3
8. Kansas City Chiefs	66.9
9. Houston Texans	71.4
10. Minnesota Vikings	71.6

CRUNCH TIME

Opposing offenses have had the eighth-least amount of success against the Browns in the final two minutes of a given half since last season, collecting only 67 total points.

2018-19 NFL TEAM LEADERS: OPP. PTS (LAST TWO MINUTES OF A HALF)

Team	Opp Pts
1. Tennessee Titans	29
2. New England Patriots	52
3t. Minnesota Vikings	59
3t. Chicago Bears	59
5. Carolina Panthers	63
6. Baltimore Ravens	64
7. Miami Dolphins	66
8t. Cleveland Browns	67
8t. Pittsburgh Steelers	67
10. Tampa Bay Buccaneers	68

THREE STRIKES AND YOU'RE OUT

The 2019 Browns defense has forced its opponents to go three and out 15 times and is tied for 10th in the NFL in three-and-out percentage (20.5).

2019 NFL TEAM LEADERS: OPP. 3-AND-OUT DRIVE PERCENTAGE

Team	Pct
1. Buffalo Bills	34.3
2. San Francisco 49ers	31.3
3. New England Patriots	27.2
4. Tennessee Titans	26.2
5. New Orleans Saints	24.7
6. Denver Broncos	23.1
7. Carolina Panthers	22.8
8. Los Angeles Rams	21.7
9. Seattle Seahawks	21.3
10t. Cleveland Browns	20.5
10t. Dallas Cowboys	20.5

NOT-SO-PERFECT 10

The 2019 Browns defense has only let its opponents successfully carry out passing plays of 10 or more yards on 62 occasions this season, tied for a top-10 mark in the league.

2018-19 NFL TEAM LEADERS: OPP. PASSING CMP (10+ YARDS)

Team	Tot
1. San Francisco 49ers	32
2. New England Patriots	45
3t. Buffalo Bills	54
3t. Denver Broncos	54
5t. Cleveland Browns	62
5t. Oakland Raiders	62
7. Dallas Cowboys	62
8. Carolina Panthers	63
9t. Jacksonville Jaguars	64
9t. Los Angeles Chargers	64

IN THE DRIVER'S SEAT

The Browns defense has made a point to get on and off the field quickly in 2019, placing second in the NFL with just six opposing offensive drives lasting longer than 10 or more plays.

2019 NFL TEAM LEADERS: OPP. 10+ PLAY DRIVES

Team	10+
1. New England Patriots	3
2. Cleveland Browns	6
3. Tennessee Titans	7
4t. Miami Dolphins	8
4t. Buffalo Bills	8
4t. Tampa Bay Buccaneers	8
4t. Los Angeles Chargers	8
8t. New York Jets	9
8t. San Francisco 49ers	9
8t. Baltimore Ravens	9

THIRD-AND-STOPPED

The Browns defense has allowed other teams to convert just 33.8 percent of their third downs, seventh in the NFL in 2019. The Browns defense's success in the category also dates back to last season.

2019 NFL TEAM LEADERS: OPP. 3RD-DOWN CONV. %

Team	1st%
1. New England Patriots	14.3
2. Dallas Cowboys	26.3
3. San Francisco 49ers	29.6
4. Tennessee Titans	31.0
5t. Seattle Seahawks	33.3
5t. Denver Broncos	33.3
7. Cleveland Browns	33.8
8. New Orleans Saints	34.1
9. Buffalo Bills	34.1
10. Chicago Bears	34.7

2018-19 NFL TEAM LEADERS: OPP. 3RD-DOWN CONV. %

Team	1st%
1. New England Patriots	31.3
2. Minnesota Vikings	32.4
3. Chicago Bears	34.0
4. Seattle Seahawks	34.4
5. Tennessee Titans	34.8
6. Cleveland Browns	35.2
7. Buffalo Bills	35.8
8. Baltimore Ravens	36.2
9. Philadelphia Eagles	36.2
10. New York Jets	36.7

RED MEANS STOP

When opponents are in the red zone, the Browns defense has the NFL's eighth-lowest touchdown percentage since 2018 (49.2).

2018-19 NFL TEAM LEADERS: OPP. RED-ZONE SCORING

Team	TD%
1. Chicago Bears	43.5
2. Minnesota Vikings	46.7
3. New England Patriots	46.9
4. Jacksonville Jaguars	47.1
5. Dallas Cowboys	48.0
6. Denver Broncos	48.5
7. Seattle Seahawks	48.6
8. Cleveland Browns	49.2
9. Tennessee Titans	49.4
10. Los Angeles Chargers	50.0

BIG-PLAY BROWNS

Dating back to last season, the Browns are 11th in the league in rushes for 10-plus yards (77), second in rushing average on rushing plays for 10-plus yards (19.4), tied for second in rushing scores for 10-plus yards (eight) and second in passing average on completions for 10-plus yards (21.0).

This season, the team is tied for first in rushing touchdowns for 10-plus yards (three), eighth in rushing average on rushing plays for 10-plus yards (18.9) and tied for fourth in passing average on completions for 10-plus yards (21.1).

2018-19 NFL TEAM LEADERS: RUSH (10+ YRD)

Team	10+
1. Baltimore Ravens	103
2. Seattle Seahawks	102
3. Dallas Cowboys	94
4. Carolina Panthers	90
5. San Francisco 49ers	89
6. Houston Texans	83
7. Los Angeles Rams	82
8. Tennessee Titans	81
9. New England Patriots	79
10. Jacksonville Jaguars	78
11. Cleveland Browns	77

With the help of RB Nick Chubb's three long scores in 2019 (14, 19, 88) and one from QB Baker Mayfield (10), the Browns are also tied for second in rushing touchdowns for 10-plus yards (eight).

2018-19 NFL TEAM LEADERS: RUSH TD (10+ YRD)

Team	10+ TD
1. Minnesota Vikings	9
2t. Cleveland Browns	8
2t. Baltimore Ravens	8
2t. Los Angeles Chargers	8
2t. Carolina Panthers	8

2018-19 NFL TEAM LEADERS: RUSH AVG (10+ YRD)

	Team	10+ Avg
1.	New York Giants	21.8
2.	Cleveland Browns	19.4
3t.	New York Jets	18.5
3t.	Kansas City Chiefs	18.5
3t.	Carolina Panthers	18.5
3t.	Minnesota Vikings	18.5

2018-19 NFL TEAM LEADERS: PASS AVG (10+ YRD)

	Team	10+ Avg
1.	Kansas City Chiefs	21.6
2.	Cleveland Browns	21.0
3.	Seattle Seahawks	20.4
4.	Green Bay Packers	20.3
5.	San Francisco 49ers	20.1

2019 NFL TEAM LEADERS: RUSH TD (10+ YRD)

	Team	10+ TD
1t.	Cleveland Browns	4
1t.	Arizona Cardinals	4
3t.	Minnesota Vikings	3
3t.	Carolina Panthers	3
3t.	Dallas Cowboys	3

2019 NFL TEAM LEADERS: RUSH AVG (10+ YRD)

	Team	10+ Avg
1.	Chicago Bears	24.3
2.	Carolina Panthers	22.5
3.	Indianapolis Colts	21.6
4.	Kansas City Chiefs	21.2
5.	Oakland Raiders	20.4
6.	Cleveland Browns	20.0

2019 NFL TEAM LEADERS: PASS AVG (10+ YRD)

	Team	10+ Avg
1.	Kansas City Chiefs	22.8
2.	Green Bay Packers	21.1
3.	Cleveland Browns	21.0
4.	Arizona Cardinals	20.6
5.	Minnesota Vikings	20.4

GET REDY

Since 2018, the Browns have posted a 53.7 touchdown percentage in the red zone, tied for eighth in the league.

2018-19 NFL TEAM LEADERS: RED-ZONE TD PCT

	Team	Pct
1.	Seattle Seahawks	61.4
2.	Indianapolis Colts	59.6
3.	Kansas City Chiefs	58.8
4.	Pittsburgh Steelers	57.3
5.	New Orleans Saints	56.9
6.	Atlanta Falcons	54.3
7.	Chicago Bears	53.8
8t.	Cleveland Browns	53.4
8t.	New England Patriots	53.4
10.	Philadelphia Eagles	52.5

NEEDING SOME AIR

The Browns have been one of the league's best at defending the pass since last season, holding their opponents to an 87.8 rating.

2018-19 NFL TEAM LEADERS: OPP. PASSER RATE

	Team	Att	Cmp	Rate
1.	New England Patriots	847	493	71.2
2.	Chicago Bears	844	535	77.4
3.	Buffalo Bills	710	441	78.8
4.	Baltimore Ravens	828	486	81.3
5.	Jacksonville Jaguars	750	461	85.4
6.	Minnesota Vikings	774	498	86.6
7.	Cleveland Browns	815	521	87.8
8.	Denver Broncos	776	499	88.1
9.	Tennessee Titans	780	499	88.8
10.	Kansas City Chiefs	885	568	90.5

Additionally, the Browns have allowed just 128 completions this season, tied for the league's fourth-lowest total.

2019 NFL TEAM LEADERS: OPP. PASS CMP

	Team	Cmp
1.	San Francisco 49ers	91
2.	Miami Dolphins	116
3.	New England Patriots	123
4t.	Cleveland Browns	128
4t.	Buffalo Bills	128
6.	Oakland Raiders	137
7t.	Cincinnati Bengals	138
7t.	Los Angeles Chargers	138
9.	Indianapolis Colts	139
10.	Detroit Lions	141

FIRST TIME'S A CHARM

The 2019 Browns have scored points on their opening possession three times this season, tied for the NFL's ninth-highest total.

2019 NFL TEAM LEADERS: 1ST POSSESSION SCORING DRIVES

	Team	No
1.	Baltimore Ravens	6
2t.	Indianapolis Colts	4
2t.	Kansas City Chiefs	4
2t.	Minnesota Vikings	4
2t.	Green Bay Packers	4
2t.	Oakland Raiders	4
2t.	Denver Broncos	4
2t.	New York Giants	4
9t.	Cleveland Browns	3
9t.	Atlanta Falcons	3
9t.	Arizona Cardinals	3
9t.	Los Angeles Rams	3
9t.	Detroit Lions	3
9t.	San Francisco 49ers	3
9t.	New England Patriots	3

SOFT TOUCH

The Browns rank tied for second in the league this season with a 9.0 scrimmage yards-per-touch average. The team ranks tied for fourth in the category since last season (8.3) and since 2017 (8.0).

2019 NFL TEAM LEADERS: SCRIM YDS/TOUCH

Team	Avg
1. Kansas City Chiefs	9.1
2. Cleveland Browns	9.0
3. Dallas Cowboys	8.3
4. Tampa Bay Buccaneers	8.2
5t. Jacksonville Jaguars	8.1
5t. Houston Texans	8.1
7t. Atlanta Falcons	8.0
7t. Green Bay Packers	8.0
7t. Los Angeles Chargers	8.0
10t. Minnesota Vikings	7.9
10t. Detroit Lions	7.9

2018-19 NFL TEAM LEADERS: SCRIM YDS/TOUCH

Team	Avg
1. Kansas City Chiefs	9.0
2t. Tampa Bay Buccaneers	8.5
2t. Green Bay Packers	8.5
4t. Cleveland Browns	8.3
4t. Atlanta Falcons	8.3
6t. Los Angeles Rams	8.2
6t. Los Angeles Chargers	8.2
8. New York Giants	8.1
9t. Pittsburgh Steelers	7.8
9t. Carolina Panthers	7.8

2017-19 NFL TEAM LEADERS: SCRIM YDS/TOUCH

Team	Avg
1. Kansas City Chiefs	8.7
2. Tampa Bay Buccaneers	8.3
3. Atlanta Falcons	8.1
4t. Cleveland Browns	8.0
4t. Los Angeles Chargers	8.0
4t. Los Angeles Rams	8.0
7. Green Bay Packers	7.9
8t. Pittsburgh Steelers	7.7
8t. San Francisco 49ers	7.7
10t. Houston Texans	7.6
10t. New York Giants	7.6

A WELL-RECEIVED AVERAGE

The Browns receivers have continued to perform well in 2019, placing tied for second in receiving average (13.4) and tied for fourth in the league (12.4) since 2018.

2019 NFL TEAM LEADERS: REC AVG

Team	Avg
1. Kansas City Chiefs	13.8
2t. Cleveland Browns	13.4
2t. Tampa Bay Buccaneers	13.4
4. Minnesota Vikings	13.0
5. Detroit Lions	12.9
6t. Dallas Cowboys	12.6
6t. Tennessee Titans	12.6
8. Green Bay Packers	12.5
9. Seattle Seahawks	12.4
10. Jacksonville Jaguars	12.3

2018-19 NFL TEAM LEADERS: REC AVG

Team	Avg
1. Kansas City Chiefs	13.4
2. Tampa Bay Buccaneers	13.2
3. San Francisco 49ers	12.5
4t. Los Angeles Rams	12.4
4t. Cleveland Browns	12.4
6. Seattle Seahawks	12.3
7. Los Angeles Chargers	12.1
8. Houston Texans	12.0
9. Green Bay Packers	12.0
10. New England Patriots	11.7

BROWNS 2019 DRAFT CLASS

RD	NAME	POS	COLLEGE
2	Greedy Williams	CB	Louisiana St.
3	Sione Takitaki	LB	Brigham Young
4	Sheldrick Redwine	S	Miami
5a	Mack Wilson	LB	Alabama
5b	Austin Seibert	K	Oklahoma
6	Drew Forbes	T	Southeast Missouri
7	Donnie Lewis, Jr.	CB	Tulane

GO LONG

Since the 2018 season, the Browns have been one of the NFL's best at stretching the field. The offense has posted 105 plays for 20-plus yards (fourth), 22 rushes for 20-plus yards (sixth), five rushing touchdowns for 20-plus yards (tied for first), a 35.9 rushing average on carries for 20-plus yards (sixth) and 83 receptions for 20-plus yards (tied for sixth).

In 2019, the team's 49.5 rushing average in the same category is second and its 33.0 receiving average is sixth.

2018-19 NFL TEAM LEADERS: 20+ YARD PLAYS

Team	Tot
1. Kansas City Chiefs	133
2. Los Angeles Rams	114
3. Los Angeles Chargers	108
4. Cleveland Browns	105
5t. New York Giants	102
5t. Tampa Bay Buccaneers	102
5t. New England Patriots	102
8. Atlanta Falcons	101
9t. Green Bay Packers	99
9t. Seattle Seahawks	99

2018-19 NFL TEAM LEADERS: 20+ YARD RUSH

Team	Tot
1. Kansas City Chiefs	25
2. Baltimore Ravens	24
3t. Seattle Seahawks	23
3t. New York Giants	23
3t. Minnesota Vikings	23
6. Cleveland Browns	22
7. Buffalo Bills	21
8t. Chicago Bears	19
8t. Los Angeles Rams	19
8t. Los Angeles Chargers	19
8t. Carolina Panthers	19

2018-19 NFL TEAM LEADERS: 20+ YARD RUSH TD

Team	TD
1t. Cleveland Browns	5
1t. New York Giants	5
3t. Minnesota Vikings	4
3t. Denver Broncos	4
3t. Carolina Panthers	4
3t. Arizona Cardinals	4
7t. San Francisco 49ers	3
7t. Miami Dolphins	3
7t. Los Angeles Chargers	3
7t. Seattle Seahawks	3
7t. New England Patriots	3
7t. Washington Redskins	3
7t. Atlanta Falcons	3

2018-19 NFL TEAM LEADERS: 20+ YARD RUSH AVG

Team	Avg
1. Washington Redskins	41.7
2. Carolina Panthers	38.5
3. New York Jets	38.1
4t. New York Giants	36.5
4t. Tennessee Titans	36.5
6. Cleveland Browns	35.9
7. Miami Dolphins	34.9
8. Oakland Raiders	34.3
9t. Indianapolis Colts	33.5
9t. Houston Texans	33.5

2019 NFL TEAM LEADERS: 20+ YARD REC AVG

Team	Rec
1. Kansas City Chiefs	35.7
2. Tennessee Titans	34.6
3. Houston Texans	34.2
4. Pittsburgh Steelers	33.4
5. New York Jets	34.8
6. Cleveland Browns	33.0
7. Minnesota Vikings	32.9
8. Dallas Cowboys	32.3
9. Cincinnati Bengals	32.1
10t. Denver Broncos	32.0
10t. Green Bay Packers	32.0

2019 NFL TEAM LEADERS: 20+ YARD RUSH AVG

Team	Rec
1. Carolina Panthers	60.5
2. Cleveland Browns	49.5
3. San Francisco 49ers	45.7
4t. Washington Redskins	45.0
4t. Green Bay Packers	45.0

AWAKEN THE SLEEPING GIANT

With the Kansas City Chiefs, General Manager **John Dorsey** selected three players who went on to earn first team All-Pro honors and were also selected to multiple Pro Bowls, including TE Travis Kelce (third round, 2013), CB Marcus Peters (first round, 2015) and WR Tyreek Hill (fifth round, 2016). In 2017, he drafted current Browns RB **Kareem Hunt** (third round), who led the NFL in rushing during his rookie season and was selected to the Pro Bowl. The year prior in 2016, LB D.J. Alexander (sixth round, 2015) was also selected to the Pro Bowl.

Dorsey's career success in the spring has been evident in the winter, as he's selected a rookie Pro Bowler in each NFL Draft since 2015, including CB **Denzel Ward** in his first draft as a Brown (2018).

DORSEY'S DRAFT SELECTIONS TO MAKE THE PRO BOWL AS ROOKIES SINCE 2015

Year	Rnd	Pick	Overall	Player	Pos	College
2018	1	4	4	Denzel Ward	CB	Ohio State
2017	3	22	86	Kareem Hunt	RB	Toledo
2016	5	28	165	Tyreek Hill	WR	West Alabama
2015	1	18	18	Marcus Peters	CB	Washington



13 | WR ODELL BECKHAM JR.

BEND IT LIKE BECKHAM JR.

Since entering the league in 2014, WR Odell Beckham Jr. is tied for fourth in the league with an average of 6.4 catches per game, third with 91.0 receiving yards per game, third with 45 receiving touchdowns, sixth in receiving yards (5,912) and 10th in receiving first downs (270).

2014-19 NFL RECEIVING LEADERS: REC/G

Player	Rec/G
1. Antonio Brown	7.5
2. Michael Thomas	7.1
3. Julio Jones	6.7
4t. Odell Beckham Jr.	6.4
4t. Julian Edelman	6.4
6. Keenan Allen	6.3
7. DeAndre Hopkins	6.1
8. Jarvis Landry	5.9
9t. Christian McCaffrey	5.8
9t. Larry Fitzgerald	5.8

His 91.0 receiving yards per game are the second-highest average in history (minimum 10 games played) behind Atlanta's Julio Jones (95.7).

ALL-TIME NFL RECEIVING LEADERS: YDS/G (MIN. 10 GAMES PLAYED)

Player	Yds/G
1. Julio Jones	95.7
2. Odell Beckham Jr.	91.0
3. Calvin Johnson	86.1
4. Antonio Brown	86
5. Michael Thomas	84.3

2014-19 NFL RECEIVING LEADERS: YDS/G

Player	Yds/G
1. Julio Jones	101.8
2. Antonio Brown	100.0
3. Odell Beckham Jr.	91.0
4. Michael Thomas	84.3
5. DeAndre Hopkins	83.1

2014-19 NFL RECEIVING LEADERS: TD

Player	TD
1. Antonio Brown	60
2. DeAndre Hopkins	48
3. Odell Beckham Jr.	45
4. Mike Evans	44
5. Davante Adams	39
6t. Rob Gronkowski	37
6t. Doug Baldwin	37
8. Jordy Nelson	36
9. Julio Jones	35
10t. A.J. Green	34
10t. Alshon Jeffery	34

2014-19 NFL RECEIVING LEADERS: YDS

Player	Yds
1. Julio Jones	8,554
2. Antonio Brown	7,702
3. DeAndre Hopkins	7,143
4. Mike Evans	6,567
5. T.Y. Hilton	6,459
6. Odell Beckham Jr.	5,912
7. Travis Kelce	5,777
8. Demaryius Thomas	5,782
9. Brandin Cooks	5,549
10. Jarvis Landry	5,453

2014-19 NFL RECEIVING LEADERS: 1ST DOWNS

Player	1st
1. Julio Jones	410
2. DeAndre Hopkins	378
3. Antonio Brown	369
4. Mike Evans	333
5. Travis Kelce	291
6t. Larry Fitzgerald	287
6t. T.Y. Hilton	287
8. Jarvis Landry	280
9. Demaryius Thomas	277
10. Odell Beckham Jr.	270

FEELIN' LIKE A THOUSAND YARDS

Beckham Jr. has exceeded 1,000 receiving yards in four of his first five seasons, missing only 2017, when ankle injuries limited him to four games. He's one of only 12 players in history to accomplish the feat in his first five NFL seasons and is one just six active players to do so. His four 1,000-yard seasons are currently tied for 10th all time as he works toward his fifth 1,000-yard season in six years.

ALL-TIME NFL RECEIVING LEADERS: 1,000 YDS IN FIRST SIX CAREER SEASONS

	Player	Years	Tot
1.	Randy Moss	1998-2003	6
2t.	Lance Alworth	1963-67	5
2t.	Marques Colston	2006-11	5
2t.	Mike Evans	2014-19	5
2t.	A.J. Green	2011-15	5
2t.	Torry Holt	2000-04	5
2t.	Chad Johnson	2002-06	5
2t.	Brandon Marshall	2007-11	5
2t.	Jerry Rice	1986-90	5
10t.	Odell Beckham Jr.	2014-19	4
10t.	Tied With 18 Others		4

ALL-TIME NFL RECEIVING LEADERS: 1,000 YDS IN FIRST SIX CAREER SEASONS (ACTIVE)

	Player	Years	Tot
1t.	Mike Evans	2014-19	5
1t.	A.J. Green	2011-15	5
1t.	Brandon Marshall	2007-11	5
4t.	Odell Beckham Jr.	2014-19	4
4t.	Tied With Seven Others		4

2014-19 NFL RECEIVING LEADERS: 1,000-YRD SEASONS

	Player	Years	Tot
1t.	Antonio Brown	2014-19	5
1t.	Mike Evans	2014-19	5
1t.	Julio Jones	2014-19	5
4t.	Odell Beckham Jr.	2014-19	4
4t.	Brandin Cooks	2015-19	4
4t.	T.Y. Hilton	2014-19	4
4t.	DeAndre Hopkins	2014-19	4

125+

Among active players, Beckham Jr. is fifth with 17 games of 125-plus receiving yards. The total ranks second behind Jones among active players in their first six years and is tied for fifth in league history in the same span.

ALL-TIME NFL RECEIVING LEADERS: GAMES WITH 125+ YARDS (ACTIVE)

	Player	Tot
1.	Julio Jones	29
2.	Larry Fitzgerald	25
3.	T.Y. Hilton	19
4.	DeSean Jackson	18
5.	Odell Beckham Jr.	17
6.	A.J. Green	16

ALL-TIME NFL RECEIVING LEADERS: GAMES WITH 125+ YARDS IN FIRST SIX CAREER SEASONS (ACTIVE)

	Player	Tot
1.	Julio Jones	21
2.	Odell Beckham Jr.	17
3t.	A.J. Green	15
3t.	T.Y. Hilton	15
5.	Larry Fitzgerald	13
6.	Mike Evans	12
7t.	DeAndre Hopkins	11
7t.	DeSean Jackson	11
9t.	Keenan Allen	10
9t.	Amari Cooper	10

ALL-TIME NFL RECEIVING LEADERS: GAMES WITH 125+ YARDS IN FIRST SIX CAREER SEASONS

	Player	Tot
1.	Randy Moss	23
2.	Lance Alworth	22
3.	Julio Jones	21
4.	Calvin Johnson	19
5t.	Odell Beckham Jr.	17
5t.	Jerry Rice	17
7.	Torry Holt	16
8t.	A.J. Green	15
8t.	Marvin Harrison	15
8t.	T.Y. Hilton	15

100+

Beckham Jr.'s 26 career games with 100-plus yards are fifth among active players in their first six seasons and tie for third among all players since 2014.

ALL-TIME NFL RECEIVING LEADERS: GAMES WITH 100+ YARDS IN FIRST SIX CAREER SEASONS (ACTIVE)

	Player	Tot
1.	Julio Jones	35
2.	Demaryius Thomas	29
3t.	A.J. Green	28
3t.	T.Y. Hilton	28
5.	Odell Beckham Jr.	26
6.	DeAndre Hopkins	25

2014-19 NFL RECEIVING LEADERS: GAMES WITH 100+ YARDS

	Player	Tot
1.	Julio Jones	37
2.	Antonio Brown	34
3t.	Odell Beckham Jr.	26
3t.	DeAndre Hopkins	26

Since 2014, Beckham Jr.'s 13 games with 140-plus receiving yards are third in the league, while his six games with 150-plus yards rank tied for fifth. Additionally, his four games with 160-plus yards are tied for sixth, his two games with 170-plus yards are tied for seventh and his two games with 180-plus yards rank tied for fifth.

TRIPLE THREAT

Beckham Jr. has caught at least three passes in every game he's played in but two. His streak of 60 straight games with at least three catches was third all time when it ended in Week 4 of this season.

ALL-TIME NFL RECEIVING LEADERS: CONSECUTIVE GAMES WITH 3+ REC

	Player	Tot	Streak
1.	Reggie Wayne	82	Sept. 13, 2009-Nov. 30, 2014
2.	Antonio Brown	76	Sept. 8, 2013-Dec. 10, 2017
3.	Odell Beckham Jr.	60	Oct. 19, 2014-Sept. 29, 2019.
4.	Cris Carter	58	Dec. 12, 1993-Oct. 5, 1997
5.	Torry Holt	53	Nov. 21, 2004-Dec. 30, 2007

A PERFECT 10

Since 2014, Beckham Jr. has posted eight games with at least 10 receptions, tied for seventh in the NFL during that span, along with teammate WR Jarvis Landry.

2014-19 NFL RECEIVING LEADERS: GAMES WITH 10+ REC

	Player	Tot
1.	Antonio Brown	20
2.	Julio Jones	13
3.	Michael Thomas	12
4t.	Zach Ertz	10
4t.	Keenan Allen	10
6.	Larry Fitzgerald	9
7t.	Odell Beckham Jr.	8
7t.	Jarvis Landry	8
7t.	DeAndre Hopkins	8
7t.	Davante Adams	8

CAN'T STOP, WON'T STOP

In Week 2, Beckham Jr. caught an 89-yard touchdown pass, the longest of his career. The play is the second-longest play and touchdown from scrimmage this season. Dating all the way back to 2014, the score remains a top-10 play, tying for 10th-longest touchdown catch in that time. It also ties for 10th in that time in longest plays from scrimmage.

FAST TO 5,000

Beckham Jr. recorded 143 receiving yards against the Atlanta Falcons in Week 7 last year, increasing his career total to 5,073, in his 54th career game. He became the second-fastest player to reach 5,000 receiving yards in NFL history, and the fastest in the Super Bowl era. Atlanta's Julio Jones held the previous Super Bowl era record at 56 games.

ALL-TIME NFL RECEIVING LEADERS: FEWEST GAMES TO REACH 5,000 REC YDS

	Player	G
1.	Lance Alworth	52
2.	Odell Beckham, Jr.	54
3.	Julio Jones	56
4.	Charley Hennigan	59
5.	Randy Moss	59

HOW TO LISTEN TO THE BROWNS

ESPN 850 WKNR, 92.3 THE FAN WKRK AND THE UNIVERSITY HOSPITALS CLEVELAND BROWNS RADIO NETWORK

Game Day Programming

- Cleveland Browns Game Day (begins four hours before kickoff)
- Cleveland Browns Kickoff Show (begins two hours before kickoff)
- Cleveland Browns football (game broadcast)
- LA MEGA 87.7 FM (Spanish radio game broadcast)
- The Official Postgame Show, presented by Serpentine Chevrolet (following the game's conclusion)

Weekly Programming

- The Cleveland Browns Preview Show (Wednesdays in season, 7-8 p.m.)
- The Freddie Kitchens Show (Thursdays in season, 7-8 p.m.)
- Cleveland Browns Daily, presented by JACK (Monday-Friday, 1-3 p.m.) ESPN 850 WKNR

Akron	WAKR	1590 AM
Akron	WONE	97.5 FM
Canton	WHBC	1480 AM
Canton	WHBC-FM	94.1 FM
Celina	WKKI	94.3 FM
Cleveland	WKNR*	850 AM
Cleveland	WKRK*	92.3 FM
Cleveland	WNCX*	98.5 FM
Columbus	WTOH	98.9 FM
Dover	WJER	1450 AM
Erie (Pa.)	WRIE	1260 AM
Fostoria	WFOB	1430 AM
Geneva	WKKY	104.7 FM
Kenton	WKTN	95.3 FM
Lima	WWSR	93.1 FM
Mansfield	WRGM	1440 AM
Mansfield	WVNO-FM	97.3 FM
Marietta	WJAW	100.9 FM
Uhrichsville	WBTC	1540 AM
Uhrichsville	WBTC-FM	101.9 FM
Wheeling (W.Va.)	WKXX	1600 AM
Wheeling (W.Va.)	WKXX-FM	98.1 FM
Wooster	WQKT	104.5 FM
Youngstown	WHKZ	1440 AM

*Denotes gameday flagship stations

COMING UP IN THE CLUTCH

Beckham Jr. has proven to be a reliable go-to WR when it counts since he entered the NFL, tying for second in the league with 18 fourth-quarter touchdown receptions, fifth in yards (1,762), tied for fourth in 20-plus-yard receptions (27) and tied for seventh in receptions (116).

2014-19 NFL RECEIVING LEADERS: 4TH QUARTER TDs

	Player	TD
1.	Antonio Brown	21
2t.	DeAndre Hopkins	18
2t.	Odell Beckham Jr.	18
4.	Dez Bryant	14
5.	Mike Evans	13
6t.	Julio Jones	12
6t.	Doug Baldwin	12
6t.	Jimmy Graham	12
9t.	Kelvin Benjamin	11
9t.	Cameron Brate	11
9t.	Michael Thomas	11
9t.	Demaryius Thomas	11

2014-19 NFL RECEIVING LEADERS: 4TH QUARTER YDS

	Player	Yds
1.	DeAndre Hopkins	2,256
2.	Julio Jones	2,245
3.	Antonio Brown	2,204
4.	Mike Evans	1,812
5.	Odell Beckham Jr.	1,762
6.	Jarvis Landry	1,573
7.	Golden Tate	1,466
8.	Larry Fitzgerald	1,455
9.	T.Y. Hilton	1,416
10.	Brandin Cooks	1,309

2014-19 NFL RECEIVING LEADERS: 4TH QUARTER REC (20+ YDS)

	Player	20+
1.	DeAndre Hopkins	36
2.	Antonio Brown	35
3.	Julio Jones	33
4t.	Odell Beckham Jr.	27
4t.	Mike Evans	27

2014-19 NFL RECEIVING LEADERS: 4TH QUARTER REC

	Player	Rec
1.	Jarvis Landry	152
2.	DeAndre Hopkins	148
3.	Antonio Brown	147
4.	Larry Fitzgerald	137
5.	Julio Jones	136
6.	Golden Tate	120
7t.	Odell Beckham Jr.	116
7t.	Michael Thomas	116
9.	Mike Evans	111
10.	Jimmy Graham	107

CLASS ACT

Among the 2014 NFL Draft class, Beckham Jr. and Landry rank among the best in multiple categories.

2014-19 NFL RECEIVING LEADERS: REC (2014 DRAFT CLASS)

	Player	G	Rec
1.	Jarvis Landry	86	506
2.	Mike Evans	83	422
2t.	Odell Beckham Jr.	65	419

2014-19 NFL RECEIVING LEADERS: YDS (2014 DRAFT CLASS)

	Player	G	Yds
1.	Mike Evans	83	6,567
2.	Odell Beckham Jr.	65	5,912
3.	Brandin Cooks	81	5,549
4.	Jarvis Landry	86	5,453

2014-19 NFL RECEIVING LEADERS: TGT (2014 DRAFT CLASS)

	Player	G	Tgt
1.	Jarvis Landry	85	758
2.	Mike Evans	82	756
3.	Odell Beckham Jr.	64	665

2014-19 NFL RECEIVING LEADERS: TD (2014 DRAFT CLASS)

	Player	G	TD
1.	Odell Beckham Jr.	65	45
2.	Mike Evans	83	44
3.	Davante Adams	78	39
4.	Brandin Cooks	81	33
5.	Sammy Watkins	67	31
6.	Allen Robinson	62	29
7.	Eric Ebron	78	26
8.	Jarvis Landry	86	26
9.	John Brown	78	24
10.	Jordan Matthews	71	22

2014-19 NFL RECEIVING LEADERS: YDS/G (2014 DRAFT CLASS)

	Player	G	Yds/G
1.	Odell Beckham Jr.	65	91.0
2.	Mike Evans	83	79.1
3.	Brandin Cooks	81	69.3
4.	Allen Robinson	62	65.2
5.	Jarvis Landry	86	63.7

2014-19 NFL SCORING LEADERS: PTS (2014 DRAFT CLASS)

	Player	G	Pts
1.	Mike Evans	83	278
2.	Odell Beckham Jr.	65	270
3t.	Davante Adams	78	240
3t.	Devonta Freeman	70	240
5.	Brandin Cooks	81	212
6.	Carlos Hyde	71	194
7.	Sammy Watkins	67	186
8.	Jeremy Hill	55	182
9t.	Jarvis Landry	86	178
9t.	Allen Robinson	62	178

2014-19 NFL YARDAGE LEADERS: SCRIMM YDS (2014 DRAFT CLASS)

	Player	G	Yds
1.	Mike Evans	83	6,567
2.	Odell Beckham Jr.	65	6,001
3.	Brandin Cooks	81	5,829
4.	Jarvis Landry	86	5,642
5.	Devonta Freeman	70	5,424

2014-19 NFL YARDAGE LEADERS: ALL-PURPOSE YDS (2014 DRAFT CLASS)

	Player	G	A-P Yds
1.	Jarvis Landry	86	7,801
2.	Mike Evans	83	6,564
3.	Odell Beckham Jr.	65	6,338
4.	Brandin Cooks	81	5,890
5.	Devonta Freeman	70	5,424

BIG-PLAY OBJ

Beckham Jr.'s 80 catches of 20-plus yards since 2014 rank eighth in the league since that time, despite playing in at least six fewer games than the rest of the top-10 players in the category.

2014-19 NFL RECEIVING LEADERS: REC (20+)

	Player	20+
1.	Julio Jones	139
2.	Antonio Brown	111
3.	T.Y. Hilton	105
4.	DeAndre Hopkins	102
5.	Mike Evans	97
6t.	Travis Kelce	83
6t.	Brandin Cooks	83
8.	Odell Beckham Jr.	80
9.	Rob Gronkowski	79
10.	Emmanuel Sanders	77

TEN TO A HUNDRED

Among all active players, Beckham Jr.'s seven games with a minimum of 10 receptions for 100 yards rank eighth.

ALL-TIME NFL RECEIVING LEADERS: GAMES WITH 10+ REC AND 100+ YDS (ACTIVE)

	Player	Tot
1.	Julio Jones	15
2.	Larry Fitzgerald	12
3t.	A.J. Green	10
3t.	Keenan Allen	10
5t.	Zach Ertz	9
5t.	Michael Thomas	8
7.	DeAndre Hopkins	8
8.	Odell Beckham Jr.	7

5+1

With 24 games of five-plus catches and at least one touchdown reception, Beckham Jr. ranks fifth in that span.

2014-19 NFL RECEIVING LEADERS: GAMES WITH 5+ REC AND 1+ TDs

	Player	Tot
1.	Antonio Brown	39
2.	DeAndre Hopkins	28
3t.	Mike Evans	27
3t.	Julio Jones	27
5.	Odell Beckham Jr.	24
6.	Demaryius Thomas	23
7t.	A.J. Green	22
7t.	Rob Gronkowski	22
9t.	Davante Adams	21
9t.	Travis Kelce	21
9t.	Alshon Jeffery	21
9t.	Golden Tate	21

In the same category, Beckham Jr. ranks tied for second in number of games with at least five catches and at least a pair of receiving touchdowns.

2014-19 NFL RECEIVING LEADERS: GAMES WITH 5+ REC AND 2+ TDs

	Player	Tot
1.	Antonio Brown	14
2t.	Odell Beckham Jr.	8
2t.	DeAndre Hopkins	8
4t.	Mike Evans	7
4t.	Jordy Nelson	7
6t.	Davante Adams	6
6t.	Brandin Cooks	6
6t.	Julio Jones	6
6t.	Jordan Reed	6
6t.	Emmanuel Sanders	6
6t.	Sammy Watkins	6
6t.	Allen Robinson	6
6t.	Tyreek Hill	6
6t.	Mike Evans	6

BROWNS ROOKIE PRO BOWLERS

• Denzel Ward	CB	2018
• Joe Thomas	OL	2007
• Chip Banks	LB	1983
• Greg Pruitt	KR	1973
• Paul Warfield	WR	1965
• Jim Brown	RB	1957

JUST PASSING BY

With 126 career passing yards, Beckham Jr. is third in the NFL since 2014 among non-QBs and is tied for second in passing touchdowns (two).

2014-19 NFL PASSING LEADERS: YDS (NON-QBs)

Player	Yds
1. Johnny Hekker	137
2. Mohamed Sanu	135
3. Odell Beckham Jr.	126
5. Julian Edelman	75
6. Jarvis Landry	72

2014-19 NFL PASSING LEADERS: TDs (NON-QBs)

Player	TD
1. Mohamed Sanu	3
2t. Odell Beckham Jr.	2
2t. Cecil Shorts	2
2t. Tarik Cohen	2

FIRST 60

After playing his 60th career game in Week 1, Beckham Jr. became the all-time leading WR in receptions (397) in a player's first 60 games.

ALL-TIME NFL RECEIVING LEADERS: MOST REC IN FIRST 60 CAREER GAMES

Player	Years	G	Rec
1. Odell Beckham Jr.	2014-19	60	397
2. Lionel Taylor	1960-64	60	386
3t. Julio Jones	2011-15	60	372
3t. Anquan Boldin	2003-07	60	372
5. Jarvis Landry	2014-17	60	368

ALL-TIME NFL RECEIVING LEADERS: MOST REC YDS IN FIRST 60 CAREER GAMES

Player	Years	G	Yds
1. Lance Alworth	1962-67	60	5,907
2. Charley Hennigan	1960-64	60	5,791
3. Julio Jones	2011-15	60	5,575
4. Odell Beckham Jr.	2014-19	60	5,547
5. Randy Moss	1998-01	60	5,199

ALL-TIME NFL RECEIVING LEADERS: MOST TDs IN FIRST 60 CAREER GAMES

Player	Years	G	TD
1. Lance Alworth	1962-67	60	55
2t. Randy Moss	1998-01	60	51
2t. Rob Gronkowski	2010-14	60	51
4. Jerry Rice	1985-88	60	49
5. Sonny Randle	1959-64	60	47
6t. Odell Beckham Jr.	2014-19	60	44
6t. Art Powell	1960-64	60	44

ALL-TIME NFL RECEIVING LEADERS: 100-YDS REC IN FIRST 60 CAREER GAMES

Player	Tot
1. Lance Alworth	28
2. Charley Hennigan	27
3. Julio Jones	25
4. Odell Beckham Jr.	24
5. Randy Moss	22

ALL-TIME NFL RECEIVING LEADERS: 125-YDS REC IN FIRST 60 CAREER GAMES

Player	Tot
1. Lance Alworth	19
2. Odell Beckham Jr.	16
3t. Julio Jones	15
3t. Randy Moss	15
5t. Isaac Bruce	12
5t. Charley Hennigan	12
5t. Art Powell	12

FIRST 70

As he approaches 70 career games played, Beckham Jr. remains a top all-time WR who is still climbing the ranks.

ALL-TIME NFL RECEIVING LEADERS: MOST REC IN FIRST 70 CAREER GAMES

Player	Years	G	Rec
1. Lionel Taylor	1960-65	70	442
2. Julio Jones	2011-16	70	438
3. Jarvis Landry	2014-18	70	431
4. Anquan Boldin	2003-08	70	427
5. Keenan Allen	2013-18	70	420
6. Odell Beckham Jr.	2014-19	65	419
7. Larry Fitzgerald	2004-08	70	397
8. Kellen Winslow	1979-84	70	391
9. Antonio Brown	2010-14	70	390
10. A.J. Green	2011-15	70	388

ALL-TIME NFL RECEIVING LEADERS: MOST REC YDS IN FIRST 70 CAREER GAMES

Player	Years	G	Yds
1. Lance Alworth	1962-68	70	6,902
2. Julio Jones	2011-16	70	6,718
3. Charley Hennigan	1960-65	70	6,427
4. Art Powell	1960-65	70	5,975
5. Jerry Rice	1985-89	70	5,924
6. Randy Moss	1998-02	70	5,800
8. Odell Beckham Jr.	2014-19	65	5,912
7. A.J. Green	2011-15	70	5,722
9. Torry Holt	1999-03	70	5,692
10. Anquan Boldin	2003-08	70	5,680

ALL-TIME NFL RECEIVING LEADERS: MOST TDs IN FIRST 70 CAREER GAMES

	Player	Years	G	TD
1.	Lance Alworth	1962-68	70	64
2.	Jerry Rice	1985-89	70	62
3.	Rob Gronkowski	2010-15	70	59
4.	Art Powell	1960-65	70	56
5t.	Randy Moss	1998-02	70	55
5t.	Sonny Randle	1959-65	70	55
7.	Dez Bryant	2010-14	70	50
8.	Jimmy Graham	2010-14	70	46
9t.	Odell Beckham Jr.	2014-19	65	45
9t.	Charley Hennigan	1960-65	70	45

ALL-TIME NFL RECEIVING LEADERS: 100-YDS REC IN FIRST 70 CAREER GAMES

	Player	Tot
1.	Lance Alworth	32
2.	Julio Jones	30
3.	Charley Hennigan	28
4.	Odell Beckham Jr.	26
5.	Demaryius Thomas	25
6t.	Randy Moss	24
6t.	Art Powell	24

Beckham Jr. is also third on the all-time list of 125-plus-yard receiving games in a players' first 70 games (17).

TWO TDs

With at least two receiving scores in 11 games since entering the league in 2014, Beckham Jr. ranks second in the NFL in that category in an active player's first six years. Since being drafted, he's also second to Antonio Brown's 15 games and is tied for fourth among all active players in the NFL. He also tied for seventh all time for most multi-touchdown games in a player's first 70 contests.

ALL-TIME NFL RECEIVING LEADERS: MULTI-TD GAMES (ACTIVE)

	Player	Tot
1.	Larry Fitzgerald	19
2.	Jimmy Graham	15
3t.	Odell Beckham Jr.	11
3t.	Julio Jones	11
3t.	Demaryius Thomas	11
6.	T.Y. Hilton	10

ALL-TIME NFL RECEIVING LEADERS: MULTI-TD GAMES IN FIRST 70 CAREER GAMES

	Player	Tot
1.	Jerry Rice	17
2.	Art Powell	16
3t.	Lance Alworth	14
3t.	Rob Gronkowski	14
5t.	Antonio Freeman	12
5t.	Sonny Randle	12
7t.	Odell Beckham Jr.	11
7t.	Seven Others	11

ALL-TIME NFL RECEIVING LEADERS: MULTI-TD GAMES IN A PLAYER'S FIRST SIX YEARS (ACTIVE)

	Player	Tot
1.	Jimmy Graham	12
2.	Odell Beckham Jr.	11
3t.	Larry Fitzgerald	10
3t.	Demaryius Thomas	10
5t.	DeAndre Hopkins	8
5t.	Julio Jones	8
5t.	Mike Evans	8

2014-19 NFL RECEIVING LEADERS: MULTI-TD GAMES

	Player	Tot
1.	Antonio Brown	15
2.	Odell Beckham Jr.	11
3.	DeAndre Hopkins	9
4t.	Jordy Nelson	8
4t.	Mike Evans	8

SEEING RED

Beckham Jr. has impressed in the red zone since entering the league in 2014, posting top marks in several receiving categories.

2014-19 NFL RECEIVING LEADERS: RED-ZONE TD

Player	TD
1. Antonio Brown	31
2t. Jimmy Graham	29
2t. Davante Adams	29
4. DeAndre Hopkins	27
5t. Antonio Gates	26
5t. Alshon Jeffery	26
7. Odell Beckham Jr.	25
8t. Rob Gronkowski	24
8t. Jordy Nelson	24
8t. Travis Kelce	24
8t. Larry Fitzgerald	24

2014-19 NFL RECEIVING LEADERS: RED-ZONE REC

Player	Rec
1. Antonio Brown	64
2. Demaryius Thomas	59
3. Jarvis Landry	57
4t. Larry Fitzgerald	55
4t. Davante Adams	55
6t. DeAndre Hopkins	49
6t. Michael Thomas	49
8. Travis Kelce	48
9. Odell Beckham Jr.	47
10. Julian Edelman	46

2014-19 NFL RECEIVING LEADERS: RED-ZONE YDS

Player	Yds
1. Demaryius Thomas	433
2t. Larry Fitzgerald	427
2t. Davante Adams	427
4. Antonio Brown	421
5. DeAndre Hopkins	380
6. Travis Kelce	378
7. Jarvis Landry	351
8. A.J. Green	330
9. Odell Beckham Jr.	329
10. Michael Thomas	328



80 | WR JARVIS LANDRY

A GRAB AT SUCCESS

This season, WR Jarvis Landry has totaled the team's most receiving yards (439) and is off to the second-best start of his career (first six games).

Additionally, Landry is tied for fourth among the league's receivers with a minimum of 20 catches in receiving average in 2019 (17.6).

2019 NFL RECEIVING LEADERS: AVG (MIN. 20 REC)

Player	Avg
1. Marquez Valdes-Scantling	19.8
2. DK Metcalf	19.4
3. Stefon Diggs	18.7
4t. Jarvis Landry	17.6
4t. D.J. Chark	17.6
6. Terry McLaurin	17.5
7. Mike Evans	17.2
8. A.J. Brown	16.9
9. Amari Cooper	16.3
10. Sammy Watkins	15.9

LANDRY'S CAREER RECEIVING NUMBERS: YDS (GAMES 1-6)

Year	G	Rec	Yds
1. 2016	6	41	494
2. 2019	6	25	439
3. 2015	6	36	395
4. 2018	6	31	392
5. 2017	6	45	365
6. 2014	6	22	232

Landry also posted 126 receiving yards in the first half of the Week 4 game at Baltimore, the most in an opening half of his career.

CATCHING ON QUICKLY

With 481 career receptions through his fifth year, Landry broke the NFL record for most catches in the first five years of a career against the Ravens in Week 5 of 2018. In addition to shattering the record for most receptions through the first four years of a career in 2017 (400), Landry ranks second for most receptions during the first two years of a career (194) and tied for most in the first three years of a career (288) with Beckham Jr. Currently, Landry is seventh all time by a player in his first six seasons in the same category with 506 receptions, 22 catches shy of DeAndre Hopkins' record.

LEADING LANDRY

Landry finished 2018 with 81 receptions for 976 yards and four touchdowns. After posting a league-best 112 receptions for 987 yards and a career-best nine touchdowns in 2017, Landry is eighth among all NFL receivers in receptions (215) since that time.

2017-19 NFL RECEIVING LEADERS: REC

	Player	G	Tgt	Rec
1.	Michael Thomas	39	374	291
2.	DeAndre Hopkins	38	405	260
3.	Keenan Allen	39	365	243
4.	Julio Jones	39	380	241
5.	Adam Thielen	39	335	231
6.	Zach Ertz	37	325	225
7.	Travis Kelce	38	329	224
8.	Christian McCaffrey	38	281	222
9.	Jarvis Landry	38	354	218
10.	Larry Fitzgerald	39	328	214

TWO AT A TIME

Since Week 2 of his rookie season in 2014, Landry has caught at least two passes in 85 consecutive games. His streak is the best in the NFL since 2014 and is the longest that's active.

ALL-TIME NFL RECEIVING LEADERS: CONSECUTIVE GAMES WITH 2+ REC (ACTIVE STREAK)

	Player	Tot	Streak
1.	Jarvis Landry	85	Sept. 14, 2014-Pres.
2.	Odell Beckham Jr.	65	Oct. 5, 2014-Pres.
3.	Michael Thomas	54	Sept. 11, 2016-Pres.

ALL-TIME NFL RECEIVING LEADERS: CONSECUTIVE GAMES WITH 2+ REC

	Player	Tot	Streak
1.	Tim Brown	147	Oct. 10, 1993-Oct. 27, 2002
2.	Jerry Rice	146	Sept. 8, 1991-Sept. 9, 2001
3.	Antonio Brown	116	Oct. 23, 2011-Pres.
4.	Marvin Harrison	110	Oct. 20, 1996-Nov. 2, 2003
5.	Larry Fitzgerald	97	Nov. 21, 2004-Dec. 19, 2010
6.	Cris Carter	91	Dec. 21, 1991-Dec. 7, 1997
7.	Jarvis Landry	85*	Sept. 14, 2014-Pres.
8t.	Reggie Wayne	82	Sept. 13, 2009-Nov. 30, 2014
8t.	Larry Fitzgerald	82	Sept. 14, 2014-Oct. 20, 2019
10.	Marshall Faulk	81	Nov. 23, 1997-Sept. 14, 2003

*Active

1ST-AND-JUICE

Since 2014, Landry is eighth in the NFL in receptions caught for first downs (280).

2014-19 NFL RECEIVING LEADERS: 1ST-DOWN

	Player	G	Tgt	Rec	1st
1.	Julio Jones	84	875	564	410
2.	DeAndre Hopkins	86	875	525	378
3.	Antonio Brown	77	867	580	369
4.	Mike Evans	83	773	422	333
5.	Travis Kelce	86	636	448	291
6t.	Larry Fitzgerald	85	727	493	287
6t.	T.Y. Hilton	82	689	405	287
8.	Jarvis Landry	86	763	506	280
9.	Demaryius Thomas	83	758	460	277
10.	Odell Beckham Jr.	65	676	419	270

DOUBLE TROUBLE

Since his sophomore season in 2015, Landry has reeled in double-digit receptions in eight games, tied for the league's sixth-best total in that span. He's also caught 11 passes or more in four games, also tied for sixth in the NFL.

2015-19 NFL RECEIVING LEADERS: GAMES WITH 10+ REC

	Player	Tot
1.	Antonio Brown	16
2.	Michael Thomas	12
3.	Julio Jones	10
4t.	Zach Ertz	9
4t.	Larry Fitzgerald	9
6t.	Jarvis Landry	8
6t.	DeAndre Hopkins	8
6t.	Keenan Allen	8
6t.	Davante Adams	8

2015-19 NFL RECEIVING LEADERS: GAMES WITH 11+ REC

	Player	Tot
1.	Antonio Brown	9
2.	Keenan Allen	7
3t.	Julio Jones	6
3t.	Michael Thomas	6
5.	Zach Ertz	5
6t.	Jarvis Landry	4
6t.	Stefon Diggs	4
6t.	Adam Thielen	4

THIRD DOWN'S A CHARM

Landry has proven to be a go-to target on third downs since 2017, with his 57 receptions being one of the best numbers in the league in that span—no different than when he entered the league in 2014.

2017-19 NFL RECEIVING LEADERS: 3RD-DOWN REC

	Player	G	Tgt	Rec
1.	Adam Thielen	39	115	72
2.	Michael Thomas	39	100	70
3.	Keenan Allen	39	116	69
4.	DeAndre Hopkins	38	110	68
5.	Julio Jones	39	100	64
6.	Jarvis Landry	38	94	57
7.	James White	36	80	56
8.	Larry Fitzgerald	39	98	55
9.	Golden Tate	34	90	54
10.	Travis Kelce	38	75	53

2016-19 NFL RECEIVING LEADERS: 3RD-DOWN REC

	Player	G	Tgt	Rec
1.	DeAndre Hopkins	54	159	96
2.	Adam Thielen	55	144	92
3.	Michael Thomas	54	127	87
4.	Jarvis Landry	54	129	83
5.	Larry Fitzgerald	55	137	79

2015-19 NFL RECEIVING LEADERS: 3RD-DOWN REC

	Player	G	Tgt	Rec
1.	DeAndre Hopkins	70	211	126
2.	Antonio Brown	61	186	111
3t.	Jarvis Landry	70	172	104
3t.	Julio Jones	69	165	104
5.	Golden Tate	66	172	103

2014-19 NFL RECEIVING LEADERS: 3RD-DOWN REC

	Player	G	Tgt	Rec
1.	DeAndre Hopkins	86	250	149
2.	Antonio Brown	77	240	147
3.	Golden Tate	82	221	137
4.	Julio Jones	84	212	132
5.	Jarvis Landry	86	201	126
6.	Demaryius Thomas	83	219	123
7.	Travis Kelce	86	164	118
8.	Larry Fitzgerald	85	202	117
9.	Odell Beckham Jr.	65	189	116
10.	Mike Evans	83	212	111

26

At 26 years old, Landry is fourth all time in receptions by a player who is 26 or younger (506). He trails only Larry Fitzgerald (523), Randy Moss (525) and DeAndre Hopkins (528). He's also ranked fourth by a player who is 25 or younger (400) and tied for sixth with Beckham Jr. by a player who is 24 or younger (288).

TOP TIER

Since entering the league in 2014, Landry ranks among the NFL's best in the following categories:

2014-19 RECEIVING LEADERS: REC

	Player	Rec
1.	Antonio Brown	580
2.	Julio Jones	564
3.	DeAndre Hopkins	525
4.	Jarvis Landry	506
5.	Larry Fitzgerald	493
6.	Golden Tate	461
7.	Demaryius Thomas	460
8.	Travis Kelce	448
9.	Zach Ertz	436
10.	Mike Evans	422

2014-19 RECEIVING LEADERS: TGT

	Player	Tgt
1t.	DeAndre Hopkins	875
1t.	Julio Jones	875
3.	Antonio Brown	867
4.	Mike Evans	773
5.	Jarvis Landry	763
6.	Demaryius Thomas	752
7.	Larry Fitzgerald	727
8.	T.Y. Hilton	689
9.	Odell Beckham Jr.	676
10.	Golden Tate	666

2014-19 RECEIVING LEADERS: REC/G

	Player	Rec/G
1.	Antonio Brown	7.5
2.	Michael Thomas	7.1
3.	Julio Jones	6.7
4.	Odell Beckham Jr.	6.4
5.	Julian Edelman	6.4
6.	Keenan Allen	6.3
7.	DeAndre Hopkins	6.1
8.	Jarvis Landry	5.9
9.	Christian McCaffrey	5.8
10.	Larry Fitzgerald	5.8

ON THE ROAD

With two 13-plus reception games in away stadiums for his career, Landry ties for No. 2 all time in the category. Landry's overall total number of games with double-digit receptions in the same category (seven) is tied for the 10th-best tally in NFL history.

5 AND 50

In his first six seasons, Landry has recorded at least five receptions and 50 receiving yards in 46 games. The tally is sixth best in the league since 2014.

2014-19 NFL RECEIVING LEADERS: GAMES WITH 5+ REC AND 50+ REC YDS.

Player	Tot
1. Julio Jones	64
2. Antonio Brown	61
3. DeAndre Hopkins	59
4. Demaryius Thomas	51
5. Larry Fitzgerald	49
6. Jarvis Landry	46
7t. Mike Evans	44
7t. Golden Tate	44
9. Odell Beckham Jr.	43

MADE WITH 66.3% REAL JUICE

Landry's career reception percentage (66.3) is 10th among NFL players since 2014 who have been targeted over 500 times.

2014-19 NFL RECEIVING LEADERS: REC PCT BY WR TARGETED 500+ TIMES

Player	Tgt	Rec	Rec Pct
1. Doug Baldwin	515	363	70.5
2. Travis Kelce	636	448	70.4
3. Golden Tate	666	461	69.2
4. Zach Ertz	632	436	69.0
5. Larry Fitzgerald	726	493	67.9
6t. Keenan Allen	582	393	67.5
6t. Randall Cobb	523	353	67.5
8. Antonio Brown	867	580	66.9
9. Julian Edelman	557	370	66.4
10. Jarvis Landry	763	506	66.3

YAC ATTACK

Landry, along with Beckham Jr., have been two of the league's most-elite receivers in yards after catch since they entered the NFL in 2014.

2014-19 NFL RECEIVING LEADERS: YAC (MIN. 200 REC)

Player	YAC
1. Travis Kelce	2,790
2. Julio Jones	2,646
3. Antonio Brown	2,592
4. Golden Tate	2,554
5. Jarvis Landry	2,545
6. Randall Cobb	2,134
7. Odell Beckham Jr.	2,071
8. T.Y. Hilton	1,982
9. Larry Fitzgerald	1,913
10. DeAndre Hopkins	1,787

2014-19 NFL RECEIVING LEADERS: YAC/REC (MIN. 200 REC)

Player	YAC/Rec
1. Golden Tate	6.6
2. Travis Kelce	6.2
3. Randall Cobb	6
4. Rob Gronkowski	5.7
5. Tyreek Hill	5.6
6. DeSean Jackson	5.5
7. Jamison Crowder	5.5
8. Adam Humphries	5.5
9. Amari Cooper	5.3
10. Odell Beckham Jr.	5.3

2015-19 NFL RECEIVING LEADERS: YAC (MIN. 200 REC)

Player	YAC
1. Travis Kelce	2,311
2. Jarvis Landry	2,111
3. Julio Jones	2,108
4. Antonio Brown	1,992
5. Golden Tate	1,864
6. Amari Cooper	1,677
7. Michael Thomas	1,651
8. T.Y. Hilton	1,612
9. Odell Beckham Jr.	1,585
10. Larry Fitzgerald	1,580

2015-19 NFL RECEIVING LEADERS: YAC/REC (MIN. 200 REC)

Player	YAC/Rec
1. Golden Tate	6.5
2. Travis Kelce	6.1
3. Randall Cobb	5.9
4. Tyreek Hill	5.6
5t. Jamison Crowder	5.5
5t. Adam Humphries	5.5
7. Amari Cooper	5.3
8. Odell Beckham Jr.	5.2
9t. Jarvis Landry	5.0
9t. Willie Snead	5.0
9t. T.Y. Hilton	5.0

2016-19 NFL RECEIVING LEADERS: YAC (MIN. 200 REC)

Player	YAC
1. Travis Kelce	1,787
2. Michael Thomas	1,651
3. Jarvis Landry	1,578

2016-19 NFL RECEIVING LEADERS: YAC/REC (MIN. 200 REC)

Player	YAC/Rec
1. Travis Kelce	5.8
2. Tyreek Hill	5.6
3. Adam Humphries	5.5
4. Amari Cooper	5.4
5. Jarvis Landry	5.1
6t. T.Y. Hilton	4.8
6t. Odell Beckham Jr.	4.8

Landry ranks seventh in the league in 2019 in yards after catch per reception with 7.6.

ROAD RAGE

Landry, combined with Beckham Jr., have produced some of the league's best receiving numbers on the road since 2014.

2014-19 NFL RECEIVING LEADERS: YDS (AWAY)

Player	Yds
1. Julio Jones	4,300
2. DeAndre Hopkins	3,792
3. Antonio Brown	3,725
4. Mike Evans	3,417
5. T.Y. Hilton	3,039
6. Jarvis Landry	2,868
7. Travis Kelce	2,856
8. Demaryius Thomas	2,831
9. Odell Beckham Jr.	2,784
10. A.J. Green	2,595

2014-19 NFL RECEIVING LEADERS: REC (AWAY)

Player	Rec
1. Julio Jones	302
2. Antonio Brown	290
3. Jarvis Landry	280
4. DeAndre Hopkins	271
5. Demaryius Thomas	229
6. Travis Kelce	224
7. Larry Fitzgerald	222
8. Golden Tate	218
9. Odell Beckham Jr.	202
10t. Mike Evans	201
10t. Emmanuel Sanders	201

2014-19 NFL RECEIVING LEADERS: TD (AWAY)

Player	TD
1. Mike Evans	24
2t. Odell Beckham Jr.	22
2t. Antonio Brown	22

2014-19 NFL RECEIVING LEADERS: REC AVG (AWAY)

Player	Avg
1. Antonio Brown	7.3
2. Michael Thomas	7.1
3. Julio Jones	7.0
4. Julian Edelman	6.6
5. Jarvis Landry	6.5
6t. Odell Beckham Jr.	6.3
6t. DeAndre Hopkins	6.3

2014-19 NFL RECEIVING LEADERS: 1ST DOWNS (AWAY)

Player	1st
1. Julio Jones	209
2. DeAndre Hopkins	198
3. Antonio Brown	179
4. Mike Evans	166
5. Jarvis Landry	150
6. Alshon Jeffery	143
7. Travis Kelce	140
8. Demaryius Thomas	138
9. Odell Beckham Jr.	132
10. T.Y. Hilton	129

A HANDFUL OF CATCHES

Landry has registered at least five catches in 59 career games, tying him for the third-best mark all time among players in their first six seasons. His total is tied with Fitzgerald (2004-09) and Torry Holt (1999-04). Additionally, he's fourth in the NFL since 2014, behind Brown (65), Jones (63) and Hopkins (66).

2014-19 NFL RECEIVING LEADERS: GAMES WITH 5+ REC

Player	Tot
1. DeAndre Hopkins	66
2t. Antonio Brown	65
2t. Julio Jones	63
4. Jarvis Landry	59
5. Demaryius Thomas	58

ALL-TIME NFL RECEIVING LEADERS: GAMES WITH 5+ REC (FIRST SIX YEARS)

Player	Tot
1. DeAndre Hopkins	63
2. Antonio Brown	61
3t. Jarvis Landry	59
3t. Larry Fitzgerald	59
3t. Torry Holt	59
6t. Randy Moss	58
6t. Sterling Sharpe	58
8. Marvin Harrison	57
9. A.J. Green	56
10t. Julio Jones	55
10t. Brandon Marshall	55

500 CLUB

With 506 career receptions, Landry is one of just four players to have 500-plus catches since 2014, including Brown (580), Julio Jones (564) and DeAndre Hopkins (525).

ELITE COMPANY

After playing in his 85th career game in Week 5, Landry totaled 503 receptions in his six-year career, joining the likes of Anquan Boldin (80), Julio Jones (80) and Antonio Brown (84) as the only players in NFL history to reach 500 catches in 85 games or fewer.

Landry was 26 years, 313 days old when he reached 500 receptions. Just two other players reached 500 receptions at a younger age in league history: Larry Fitzgerald (26 years, 90 days) and DeAndre Hopkins (26 years, 192 days).



95 | DE MYLES GARRETT

TROUBLE MAKER

Second team All-Pro DE and Pro Bowler **Myles Garrett** led the 2018 Browns with 13.5 sacks, the second most by a Brown in a single season. With 29.5 in just 33 career games, he's second behind Von Miller (31) for the most among active players in 33 games or less and is tied for sixth among all players in the same category in league history. His total is a record by a Brown in his first three career seasons and is tied for the seventh-highest tally among active players in their first three years.

ALL-TIME NFL DEFENSIVE LEADERS: SACKS IN FIRST 33 CAREER GAMES (ACTIVE)

	Player	Years	Sacks
1.	Von Miller	2011-13	31
2.	Myles Garrett	2017-19	29.5
3.	Joey Bosa	2016-18	27
4.	J.J. Watt	2011-13	26
5.	Clay Matthews	2009-11	24.5
6.	Terrell Suggs	2003-05	22.5
7.	Cameron Wake	2009-11	21.5
8t.	Jason Pierre-Paul	2010-12	21
8t.	T.J. Watt	2017-19	21
10.	Vic Beasley	2015-17	20.5

ALL-TIME NFL DEFENSIVE LEADERS: SACKS IN FIRST 33 CAREER GAMES

	Player	Years	Sacks
1.	Reggie White	1985-87	38
2.	Aldon Smith	2011-13	35
3.	Shawne Merriman	2005-07	32.5
4.	Von Miller	2011-13	31
5.	Derrick Thomas	1989-91	30.5
6t.	Myles Garrett	2017-19	29.5
6t.	Anthony Smith	1991-93	29.5
8.	Joey Bosa	2016-18	27
9.	Leslie O'Neal	1986-89	27

ALL-TIME BROWNS DEFENSIVE LEADERS: SACKS IN FIRST 33 CAREER GAMES

	Player	Years	Sacks
1.	Myles Garrett	2017-19	29.5
2.	Reggie Camp	1983-85	20
3.	Kameron Wimbley	2006-08	16

ALL-TIME BROWNS DEFENSIVE LEADERS: SACKS IN FIRST THREE YEARS

	Player	Years	G	Sacks
1.	Myles Garrett	2017-19	33	29.5
2.	Reggie Camp	1983-85	48	27
3.	Michael Dean Perry	1988-90	48	24.5

MYLES THE MAGNIFICENT

Garrett finished 2018 with the league's sixth-most sacks (13.5). With nine sacks this season, he ranks tied for first in the NFL.

2019 NFL DEFENSIVE LEADERS: SACKS

	Player	Sacks
1t.	Myles Garrett	9
1t.	Shaquil Barrett	9
3.	Chandler Jones	8.5

2018-19 NFL DEFENSIVE LEADERS: SACKS

	Player	Sacks
1.	Aaron Donald	24.5
2.	Myles Garrett	22.5
3t.	Danielle Hunter	21.5
3t.	Chandler Jones	21.5

2017-19 NFL DEFENSIVE LEADERS: SACKS

	Player	Sacks
1.	Chandler Jones	38.5
2.	Aaron Donald	35.5
3.	Cameron Jordan	32
4.	Myles Garrett	29.5
5t.	Danielle Hunter	28.5
5t.	Demarcus Lawrence	28.5
7t.	Ryan Kerrigan	28
7t.	Calais Campbell	28
9.	Khalil Mack	27.5
10.	Von Miller	27

A NO. 1 TALENT

Below is a look at how Garrett's sack total stacks up against other No. 1 picks and first-rounders at his stage of the game.

ALL-TIME NFL DEFENSIVE LEADERS: SACKS IN FIRST THREE YEARS (NO. 1 OVERALL PICKS)

	Player	G	Sacks
1.	Bruce Smith	44	33.5
2.	Mario Williams	48	30.5
3.	Myles Garrett	33	29.5
4.	Daniel Wilkinson	46	20
5.	Aundray Bruce	48	16
6.	Courtney Brown	32	11
7.	Jadeveon Clowney	31	10.5
8.	Russell Maryland	46	9.5
9.	Kenneth Sims	30	6.5
10.	Steve Emtman	18	5

ALL-TIME NFL DEFENSIVE LEADERS: SACKS IN FIRST 33 CAREER GAMES (NO. 1 OVERALL PICKS)

	Player	Sacks
1.	Myles Garrett	29.5
2.	Bruce Smith	23
3.	Mario Williams	20.5
4.	Daniel Wilkinson	16.5
5.	Aundray Bruce	13
6.	Courtney Brown	12
7.	Jadeveon Clowney	10.5
8.	Russell Maryland	8.5
9.	Kenneth Sims	6.5
10.	Steve Emtman	6

ALL-TIME NFL DEFENSIVE LEADERS: SACKS IN FIRST 33 CAREER GAMES (1ST-ROUND PICKS)

	Player	Sacks
1.	Aldon Smith	35
2.	Shawne Merriman	32.5
3.	Von Miller	31
4.	Derrick Thomas	30.5
5t.	Myles Garrett	29.5
5t.	Anthony Smith	29.5
7t.	Joey Bosa	27
7t.	Leslie O'Neal	27
9t.	J.J. Watt	26
9t.	Jevon Kearse	26
9t.	Dwight Freeney	26

ALL-TIME NFL DEFENSIVE LEADERS: SACKS IN FIRST THREE YEARS (ACTIVE 1ST-ROUND PICKS)

	Player	Sacks
1.	J.J. Watt	36.5
2.	Von Miller	35
3.	Robert Quinn	34.5
4.	Terrell Suggs	30.5
5t.	Ezekiel Ansah	30
5t.	Khalil Mack	30
7t.	Myles Garrett	29.5
7t.	Clay Matthews	29.5

OVER ACHIEVER

Garrett posted two-plus sacks in three games last year, tied for the league's third-best mark and tied for second by a Brown in a single season. Already with three multi-sack games in 2019, Garrett leads the league as the only player to have done so this season.

2019 NFL DEFENSIVE LEADERS: GAMES (2+ SACKS)

	Player	Tot
1.	Myles Garrett	3
2t.	Seven Players	2

Dating back to last season, Garrett ranks third in the NFL in the category.

2018-19 NFL DEFENSIVE LEADERS: GAMES (2+ SACKS)

	Player	Tot
1.	Aaron Donald	8
2.	Cameron Jordan	7
3.	Myles Garrett	6

Among Browns players, Garrett posted two-plus sacks on eight occasions in his career to take the franchise's best total in a player's first three career seasons.

ALL-TIME BROWNS DEFENSIVE LEADERS: GAMES 2+ SACKS IN FIRST THREE YEARS

	Player	Year(s)	Tot
1.	Myles Garrett	2017-19	8
2.	Michael Dean Perry	1988-90	5
3	Reggie Camp	1984-85	4

A FORCEFUL PRESENCE

With five career forced fumbles, Garrett ranks fifth in Browns history by a player in his first three seasons and tied for third by a Brown in his first 33 games.

ALL-TIME BROWNS DEFENSIVE LEADERS: FF (FIRST THREE YEARS)

	Player	Years	Tot
1.	Jabaaal Sheard	2011-13	7
2t.	Wali Rainer	1999-2001	6
2t.	Kameron Wimbley	2006-08	6
2t.	Mark Word	2002-03	6
5t.	Myles Garrett	2017-19	5
5t.	Joe Schobert	2016-18	5
5t.	Daylon McCutcheon	1999-2001	5
5t.	T.J. Ward	2010-12	5

ALL-TIME BROWNS DEFENSIVE LEADERS: FF (FIRST 33 GAMES)

	Player	Years	FF
1t.	Jabaaal Sheard	2011-12	6
1t.	Mark Ward	2002-03	6
3t.	Myles Garrett	2017-19	5
3t.	Kameron Wimbley	2006-07	5

WHAT A WEEK(S)

Week 2 against the New York Jets, Garrett set a career high with three sacks. It marked his seventh career multi-sack game. In three career games against the Jets, Garret has recorded seven sacks. He also became the first Browns player to record multiple sacks in back-to-back games since LB Jamir Miller in 2001 and the first Browns player to record three sacks in a game since LB Paul Kruger on Oct. 26, 2014.

Garrett's nine sacks this season are also the most by a Brown through the first five weeks of a season.

ALL-TIME NFL DEFENSIVE LEADERS: SACKS IN FIRST SEVEN WEEKS OF A SEASON (ACTIVE)

	Player	Year	Sacks
1t.	Justin Houston	2013	10
1t.	Calais Campbell	2017	10
3t.	J.J. Watt	2012	9.5
3t.	Demarcus Lawrence	2017	9.5
5t.	Myles Garrett	2019	9
5t.	Lorenzo Alexander	2016	9
5t.	Everson Griffen	2017	9
5t.	Clay Matthews	2012	9
5t.	Shaquil Barrett	2019	9

ALL-TIME BROWNS DEFENSIVE LEADERS: SACKS IN FIRST SEVEN WEEKS OF A SEASON

	Player	Year	Sacks
1.	Myles Garrett	2019	9
2.	Myles Garrett	2018	7
3.	Anthony Pleasant	1995	6.5

Additionally, Garrett led all AFC players with his six sacks in the month of September, while the total was also the most by a Browns player in any month of a season in history.

The total also ranks tied for sixth among all active players in the month of September in a given year. His 10.5 in the month since entering the league rank tied for fourth since that time.

ALL-TIME NFL DEFENSIVE LEADERS: SACKS IN SEPTEMBER (ACTIVE)

	Player	Year	Sacks
1.	Shaquil Barrett	2019	9
2.	Justin Houston	2013	7.5
3.	Clay Matthews	2012	7
4t.	Demarcus Lawrence	2017	6.5
4t.	J.J. Watt	2012	6.5
6t.	Myles Garrett	2019	6
6t.	Clay Matthews	2010	6

2017-19 NFL DEFENSIVE LEADERS: SACKS IN SEPTEMBER

	Player	Sacks
1.	Demarcus Lawrence	14.5
2.	Khalil Mack	11.5
3.	Shaquil Barrett	11
4t.	Myles Garrett	10.5
4t.	Calais Campbell	10.5



6 | QB BAKER MAYFIELD

TOSSING A STREAK

Mayfield became the first Browns QB since Bernie Kosar (1986-87) to throw for at least one touchdown in 18 consecutive games. He threw at least one touchdown pass in each of his first 17 career starts and joined Pro Football Hall of Famer Kurt Warner (1999) as the only QBs in the Super Bowl era with a touchdown pass in each of his first 17 career starts (longest active streak).

MOST CONSECUTIVE STARTS WITH A TOUCHDOWN PASS TO BEGIN AN NFL CAREER

	Player	Years	Tot
1.	Kurt Warner	1999-2000	23
2.	Baker Mayfield	2018-19	17
3.	Brad Johnson	1996-97	15

ALL-TIME BROWNS PASSING LEADERS: MOST CONSECUTIVE GAMES WITH A TOUCHDOWN PASS

	Player	Years	Tot
1.	Frank Ryan	1965-67	23
2t.	Baker Mayfield	2018-19	18
2t.	Milt Plum	1959-61	18
4.	Bernie Kosar	1986-87	17
5.	Bill Nelsen	1969-70	14

ON THE MONEY

In the third quarter of Week 2, Mayfield connected with Beckham Jr. for an 89-yard touchdown. It was the fourth-longest pass play in Browns history and the team's longest since QB Brandon Weeden connected with WR Josh Gordon for 95 yards on Dec. 1, 2013.

Additionally, it tied Vinny Testaverde for the longest pass completed by a No. 1 overall pick (ninth) and was the sixth-longest touchdown pass completed by a No. 1 overall pick in history.

X2

Dating back to last season, Mayfield is 10th in Browns history in games with at least two touchdown passes.

ALL-TIME BROWNS PASSING LEADERS: GAMES WITH 2+ TD PASSES

Player	Tot
1. Brian Sipe	42
2. Frank Ryan	40
3. Bernie Kosar	37
4. Otto Graham	26
5. Tim Couch	20
6. Bill Nelsen	19
7. Milt Plum	18
8. Vinny Testaverde	15
9. Derek Anderson	14
10. Baker Mayfield	9

ALL-TIME BROWNS PASSING LEADERS: GAMES WITH 2+ TD PASSES IN FIRST TWO YEARS

Player	Tot
1. Derek Anderson	12
2. Baker Mayfield	9
3. Brandon Weeden	7
4t. Tim Couch	6
4t. Bernie Kosar	6

THROUGH SIX

Through the first six games of the season, Mayfield's 1,496 passing yards tie for fifth in that span by a Browns QB.

ALL-TIME BROWNS PASSING LEADERS: YDS THROUGH THE FIRST SIX GAMES OF A SEASON

Player	Year	Yds
1. Brian Sipe	1983	1,589
2. Brian Sipe	1979	1,575
3. Brandon Weeden	2012	1,519
4. Brian Sipe	1981	1,516
5t. Derek Anderson	2007	1,496
5t. Baker Mayfield	2019	1,496
7. Paul McDonald	1984	1,458
8. Brian Hoyer	2014	1,439
9. Brian Sipe	1980	1,421
10. Otto Graham	1952	1,420

2019 AWARDS AND HONORS

RB NICK CHUBB

- AFC Offensive Player of the Week (Week 4)
- FedEx Ground Player of the Week (Week 4)

P JAMIE GILLAN


- AFC Special Teams Player of the Week (Week 2)
- AFC Special Teams Player of the Month (September)

S JERMAINE WHITEHEAD

- NFL Way to Play Award (Week 4)

LB MACK WILSON

- Maurice Bassett Award (most outstanding rookie in training camp as voted by local media)



24 | RB NICK CHUBB

RUNNING WILD

RB Nick Chubb has emerged as one of the league's best running backs in 2019, placing top marks in multiple categories.

2019 NFL RUSHING LEADERS: YDS

Player	Yds
1. Dalvin Cook	725
2. Leonard Fournette	715
3. Christian McCaffrey	618
4. Nick Chubb	607
5. Ezekiel Elliott	602

2019 NFL RUSHING LEADERS: ATT

Player	Att
1. Leonard Fournette	144
2. Chris Carson	139
3t. Ezekiel Elliott	135
3t. Derrick Henry	135
5. Dalvin Cook	133
6. Christian McCaffrey	127
7t. Marlon Mack	119
7t. Sony Michel	119
9. Nick Chubb	114

2019 NFL RUSHING LEADERS: AVG (MIN. 50 ATT)

Player	Avg
1. Lamar Jackson	6.94
2. Matt Breida	5.63
3. Chase Edmonds	5.63
4. Saquon Barkley	5.62
5. Dalvin Cook	5.45
6. LeSean McCoy	5.37
7. Nick Chubb	5.32

2019 NFL RUSHING LEADERS: TD

Player	Avg
1t. Dalvin Cook	8
1t. Aaron Jones	8
3t. Christian McCaffrey	7
3t. Mark Ingram	7
5t. Ezekiel Elliott	6
5t. Nick Chubb	6
5t. Sony Michel	6
8t. Derrick Henry	5
8t. Deshaun Watson	5
8t. Todd Gurley	5

2019 NFL RUSHING LEADERS: LONG

Player	Lng
1. Nick Chubb	88
2. Christian McCaffrey	84
3. Matt Breida	83
4. Leonard Fournette	81
5. Christian McCaffrey	76

2019 NFL YARDAGE LEADERS: SCRIM YDS

Player	Yds
1. Dalvin Cook	945
2. Christian McCaffrey	923
3. Leonard Fournette	918
4. Ezekiel Elliott	778
5. Michael Thomas	763
6. Austin Ekeler	736
7. Nick Chubb	735
8. Chris Carson	718
9. Chris Godwin	662
10. Alvin Kamara	649

BURNING RUBBER

In Week 4, Chubb rushed for 165 yards and three touchdowns, including an 88-yarder. Chubb, who had a 92-yard touchdown run in Week 10 of the 2018 season, joins Bob Hoernschemeyer (two touchdown runs from 1946-47) and Chris Johnson (three from 2008-09) as the only players in league annals with at least two touchdown runs of 85 yards or more in their first two seasons.

Also, no other player in the NFL has multiple rushing scores of 85-plus yards, going back to 2016 (two years before Chubb entered the league).

ALL-TIME BROWNS RUSHING LEADERS: LONG

Player	Date	Lng
1. Nick Chubb	Nov. 11, 2018	92
2. Bobby Mitchell	Nov. 28, 2004	90
3. Nick Chubb	Sept. 29, 2019	88

IN THE NICK OF TIME

Since his rookie season in 2018, RB Nick Chubb ranks fifth in the NFL in rushing yards (1,603), third in rushing average (5.24), tied for sixth in rushing touchdowns (14) and third and fifth, respectively, in rushing long (92 and 88).

2018-19 NFL RUSHING LEADERS: YDS

Player	Yds
1. Ezekiel Elliott	2,036
2. Chris Carson	1,720
3. Christian McCaffrey	1,716
4. Saquon Barkley	1,616
5. Nick Chubb	1,603
6. Derrick Henry	1,565
7. Todd Gurley	1,562
8. Phillip Lindsay	1,470
9t. Marlon Mack	1,422
9t. Joe Mixon	1,422

2018-19 NFL RUSHING LEADERS: AVG (MIN. 150 ATT)

Player	Avg
1. Lamar Jackson	5.53
2. Matt Breida	5.42
3. Nick Chubb	5.24
4. Phillip Lindsay	5.12
5. Saquon Barkley	5.11
6. Dalvin Cook	5.04
7. Gus Edwards	5.04
8. Christian McCaffrey	4.96
9. Aaron Jones	4.82
10. Mark Ingram	4.70

2018-19 NFL RUSHING LEADERS: TD

Player	TD
1. Todd Gurley	22
2. Derrick Henry	17
3. Aaron Jones	16
4t. Alvin Kamara	15
4t. James Conner	15
6t. Nick Chubb	14
6t. Christian McCaffrey	14
8t. Phillip Lindsay	13
8t. Saquon Barkley	13
8t. Mark Ingram	13
8t. Jordan Howard	13

2018-19 NFL RUSHING LEADERS: LONG

Player	Lng
1. Derrick Henry	99
2. Lamar Miller	97
3. Nick Chubb	92
4. Adrian Peterson	90
5. Nick Chubb	88

ANYTHING BUT AVERAGE

Chubb's career 5.24 rushing average is the highest by a Brown through his first 22 games (minimum of 100 attempts) and is the seventh highest by an active NFL running back in the same category.

ALL-TIME BROWNS RUSHING LEADERS: AVG THROUGH FIRST 22 CAREER GAMES (MIN. 100 ATT)

Player	Avg
1. Nick Chubb	5.24
2. Greg Pruitt	5.00
3. Earnest Byner	4.94

ALL-TIME NFL RUSHING LEADERS: AVG THROUGH FIRST 22 CAREER GAMES (MIN. 100 ATT) (ACTIVE)

Player	Avg
1. Jalen Richard	5.67
2. Aaron Jones	5.65
3. Alvin Kamara	5.48
4. Matt Breida	5.33
5. Nick Chubb	5.24
6. Adrian Peterson	5.23
7. Phillip Lindsay	5.12
8. Saquon Barkley	5.11
9. Josh Jacobs	5.08
10. Gus Edwards	5.04

BIG-PLAY BACK

On just 306 rushing attempts, Chubb is tied for fifth in the league with 43 rushes for 10-plus yards since 2018. He's tied for sixth in 2019 with 15.

2018-19 NFL RUSHING LEADERS: RUSH 10+ YDS

Player	10+
1. Ezekiel Elliott	61
2. Chris Carson	48
3. Christian McCaffrey	47
4. Derrick Henry	45
5t. Nick Chubb	43
5t. Todd Gurley	43
7. Joe Mixon	42
8. Saquon Barkley	41
9. Lamar Jackson	39
10. Matt Breida	38

2019 NFL RUSHING LEADERS: RUSH 10+ YDS

Player	10+
1t. Ezekiel Elliott	20
1t. Leonard Fournette	20
3t. Lamar Jackson	19
3t. Dalvin Cook	19
5. Christian McCaffrey	16
6t. Nick Chubb	15
6t. Chris Carson	15
6t. Derrick Henry	15
9t. Josh Jacobs	13
9t. Carlos Hyde	13

GOING THE EXTRA MILE

Chubb established himself as one of the league's top big-play backs in 2018, continuing the trend in his sophomore season.

2018-19 NFL RUSHING LEADERS: TD (10+ YDS)

Player	10+ TD
1t. Nick Chubb	6
1t. Melvin Gordon	6
1t. Saquon Barkley	6
4t. Todd Gurley	5
4t. Latavius Murray	5
4t. Derrick Henry	5

2019 NFL RUSHING LEADERS: TD (10+ YDS)

Player	10+ TD
1. Chase Edmonds	4
2. Nick Chubb	3
3t. Dalvin Cook	2
3t. Christian McCaffrey	2

2018-19 NFL RUSHING LEADERS: RUSH (20+ YDS)

Player	20+
1. Saquon Barkley	19
2. Nick Chubb	15
3. Lamar Jackson	14
4t. Todd Gurley	13
4t. Chris Carson	13

2019 NFL RUSHING LEADERS: RUSH (20+ YDS)

Player	20+
1t. Dalvin Cook	6
1t. Lamar Jackson	6
3t. Leonard Fournette	5
3t. Chris Carson	5
5t. Nick Chubb	4
5t. Five Others	4

2018-19 NFL RUSHING LEADERS: TD (20+ YDS)

Player	20+ TD
1. Saquon Barkley	5
2t. Nick Chubb	4
2t. Chase Edmonds	4
4t. Melvin Gordon	3
4t. Tevin Coleman	3
4t. Latavius Murray	3
4t. Phillip Lindsay	3



23 | S DAMARIOUS RANDALL

TRIPLE THREAT

Entering his fifth year, S Damarious Randall has recorded at least three interceptions in each of his first four NFL seasons, making him just one of four active players to have done so.

ALL-TIME NFL DEFENSIVE LEADERS: 3+ INT IN FIRST 4 SEASONS (ACTIVE)

Player	Years
Damarious Randall	2015-18
Leon Hall	2007-10
Richard Sherman	2011-14
Marcus Peters	2015-18

Additionally, Randall and Peters are the only current players to have three or more interceptions a season from 2015-18. He also tied for the second-most seasons since 2015 (two) with four-plus interceptions.

ALL-TIME NFL DEFENSIVE LEADERS: 3+ INT IN FIRST 5 SEASONS (ACTIVE)

Player	No
1. Marcus Peters	5
2t. Damarious Randall	4
2t. Joe Haden	4
2t. Dominique Rodgers-Cromartie	4
2t. Richard Sherman	4
2t. Tramon Williams	4

2015-19 NFL DEFENSIVE LEADERS: INT (ACTIVE)

	Player	G	Int
1.	Marcus Peters	68	25
2.	Darius Slay	65	16
3t.	Kevin Byard	55	15
3t.	Ha Ha Clinton-Dix	70	15
5t.	Damarious Randall	58	14
5t.	Stephon Gilmore	62	14
5t.	Micah Hyde	68	14
5t.	Janoris Jenkins	62	14
5t.	Trumaine Johnson	59	14

QUICK TO PICK

With 14 career interceptions in 49 career starts, Randall ranks tied for No. 2 in picks among active players who have started 48 or fewer career contests.

NFL DEFENSIVE LEADERS: INT IN 49 OR FEWER STARTS (ACTIVE)

	Player	GS	Int
1.	Duron Harmon	22	16
2.	Kevin Byard	46	15
3.	Damarious Randall	49	14

BROWNS ONLINE MEDIA CENTER


The Browns PR staff invites media members to utilize the newly launched Browns Media Center available at browns.1rmg.com.

The online media center is designed to better assist media in their coverage of the Browns. Materials provided by the Browns PR Department on the site include the media schedule, training camp information, transcripts and press releases, feature clips, roster and bios, transactions, press conferences, a photo portal, media request/question link, Browns community information, artwork/logo pack, credential request link, twitter feed and 2019 game-by-game informational breakdown (each week's game release, depth chart, flip card, injury report, game summary, game notes and postgame quotes).

Additionally, there is an archive for information from past seasons.

All information is available to view, download and print on the site and is available via desktop or mobile platform. We encourage you to bookmark the page and familiarize yourself with its benefits.

If you have any questions, please contact a member of the Browns PR staff.



53 | LB JOE SCHOBERT

SCHO OFF

Since 2017, LB Joe Schobert has been one of the NFL's toughest defenders to get past, totaling 307 tackles (fourth).

2017-19 NFL DEFENSIVE LEADERS: TOT TACKLES

	Player	Tot
1.	Blake Martinez	362
2.	Bobby Wagner	340
3.	Luke Kuechly	317
4.	Joe Schobert	307
5.	Demario Davis	290
6.	Eric Kendricks	282
7.	Tahir Whitehead	275
8.	Lavonte David	262
9.	Jaylon Smith	258
10.	Wesley Woodyard	255

This season, Schobert's 62 total tackles tie him for fifth in the league. Also, in Week 4, he tied for the most tackles (16) in a game by a Browns player since Christian Kirksey in 2017.

2019 NFL DEFENSIVE LEADERS: TOT TACKLES

	Player	Tot
1.	Blake Martinez	76
2.	Jordan Hicks	70
3.	Bobby Wagner	69
4.	De'Vondre Campbell	63
5t.	Joe Schobert	62
5t.	Luke Kuechly	62
7.	Eric Kendricks	61
8t.	Landon Collins	59
8t.	Nick Vigil	59

Schobert and Blake Martinez are currently the only 2019 players in the NFL to have at least 60 total tackles, a sack and a forced fumble.

NOT YOUR AVERAGE JOE

Through the first four years of a Browns player's career, Schobert already ranks tied for fourth with 323 total tackles. Additionally, his six forced fumbles are fourth, while his 12 passes defended (third) and his 7.5 sacks (tied for seventh) are both top-10 marks by a Browns linebacker in the same category.

ALL-TIME BROWNS DEFENSIVE LEADERS: TOT TACKLES IN FIRST FOUR YEARS

Player	Tot
1. Christian Kirksey	409
2. D'Qwell Jackson	400
3. Andra Davis	360
4t. Joe Schobert	323
4t. T.J. Ward	323
6. Craig Robertson	308
7. Kamerion Wimbley	245
8. Eric Wright	244
9. Anthony Henry	238
10. Tashaun Gipson	236

ALL-TIME BROWNS DEFENSIVE LEADERS: FF IN FIRST FOUR YEARS

Player	Tot
1t. Courtney Brown	7
1t. Kamerion Wimbley	7
1t. Jabaal Sheard	7
4. Joe Schobert	6
5t. Myles Garrett (third year)	5
5t. Daylon McCutcheon	5
5t. T.J. Ward	5
5t. Kaluka Maiava	5
5t. Wali Rainer	5

ALL-TIME BROWNS DEFENSIVE LEADERS: PD IN FIRST FOUR YEARS (LB)

Player	Tot
1. Andra Davis	19
2. Craig Robertson	15
3. Joe Schobert	12
4t. Christian Kirksey	11
4t. Barkevious Mingo	11
4t. D'Qwell Jackson	11

ALL-TIME BROWNS DEFENSIVE LEADERS: SACKS IN FIRST FOUR YEARS (LB)

Player	Tot
1. Kamerion Wimbley	26.5
2. Chip Banks	23
3. Christian Kirksey	11.5
4. Marcus Benard	11
5. Chaun Thompson	9.5
6. David Grayson	8
7t. Joe Schobert	7.5
7t. Andra Davis	7.5
7t. Jabaal Sheard	7.5
10. Barkevious Mingo	7

HAMMER TIME

Rookie P Jamie Gillan ranks top five in the NFL in punts inside the 20 (16).

2019 NFL PUNTING LEADERS: I20

Player	I20
1. Brett Kern	25
2. Thomas Morstead	19
3. Jake Bailey	17
4. Jamie Gillan	16
5t. J.K. Scott	14
5t. Lac Edwards	14
5t. Tress Way	14
8t. Logan Cooke	13
8t. Corey Bojorquez	13
8t. Colby Wadman	13
8t. Riley Dixon	13

HE GETS A KICK OUT OF IT


Rookie K Austin Seibert has connected on all eight of his field goal attempts in 2019 and is the only rookie to not have missed a field goal on the year. His perfect field goal percentage ties for first in the league this season.

2019 NFL FIELD GOAL LEADERS: FG PCT

Player	FGM	FGA	Pct
1t. Austin Seibert	8	8	100.0
1t. Josh Lambo	18	18	100.0
1t. Justin Tucker	16	16	100.0
1t. Jake Elliott	8	8	100.0
1t. Chris Boswell	11	11	100.0
1t. Cody Parkey	1	1	100.0

2019 NFL FIELD GOAL LEADERS: FG PCT (ROOKIE)

Player	FGM	FGA	Pct
1. Austin Seibert	8	8	100.0
2. Matt Gay	11	13	84.6
3. Joey Slye	13	18	72.2

**HC | FREDDIE KITCHENS**

Freddie Kitchens initially joined the Browns as running backs/associate head coach on Jan. 24, 2018. He was promoted to offensive coordinator on Oct. 29, 2018 and named head coach on Jan. 9, 2019.

An assistant coach for 20 years on the college and professional levels prior to being named the Browns' 17th full-time head coach, Kitchens had the opportunity to learn and coach with some of the best to coach the game of football. Kitchens was a graduate assistant at LSU in 2000 under head coach Nick Saban and later broke into the NFL with the Dallas Cowboys in 2006 under Pro Football Hall of Fame head coach Bill Parcells. Kitchens was one of six assistants on that 2006 Cowboys staff who went on to become an NFL head coach (Anthony Lynn, Todd Haley, Tony Sparano, Mike Zimmer and Todd Bowles).

A firm believer that football is more than just X's and O's, Kitchens' core beliefs are about trust, respect and the team over any individual. Kitchens used this philosophy when building his first coaching staff. He wanted a cohesive unit that bases everything on one thing - winning football games. He hired former head coach Steve Wilks as defensive coordinator, offensive guru Todd Monken as offensive coordinator, veteran special teams coach Mike Priefer as special teams coordinator and seasoned offensive line coach James Campen as offensive line/associate head coach.

In 2018, Kitchens took over as Browns' offensive coordinator following Week 9 and helped the team to a dramatic turnaround. During the second half of the season, the Browns finished among the league leaders in several categories including yards per game (fourth with 395.1), passing touchdowns (tied for fourth with 19) and total touchdowns (tied for sixth with 25). Cleveland surrendered just five sacks during the second half of the season - by far the lowest of any team in the league - compared to 33 in the first half. The Browns also scored touchdowns on 19 of 24 trips to the red zone en route to posting a 5-3 record over the final eight weeks.

Kitchens played a key role in the development of several rookies, including QB Baker Mayfield. The No. 1 overall pick set an NFL rookie record with 27 touchdown passes and finished sixth in NFL rookie passing yards with 3,725, despite starting just 13 games. On the ground, RB Nick Chubb set a Browns rookie record with 996 yards, including recording the longest rush in Browns history and the second-longest run by rookie in NFL history (92 yards vs. Atlanta on Nov. 11). In addition, G Joel Bitonio was selected to his first career Pro Bowl and WR Jarvis Landry was named to his fourth Pro Bowl.

Prior to the Browns, Kitchens spent 11 seasons with the Arizona Cardinals. He spent 2017 as running backs coach. He was also quarterbacks coach for four years (2013-16) and tight ends coach for six seasons (2007-12).

In 2017, Arizona acquired Adrian Peterson during a midseason trade. Peterson, who ranks 12th on the NFL all-time rushing list, led the Cardinals in rushing yards despite playing just six games.

"Benjamin E. Mays had a quote, 'those who start behind in the game of life must run faster to catch up.' I have been running fast my whole life. I think that is going to carry over into this program. I think the program of the football team, the product that you put on the field, is in direct correlation of how the coach is. That is the way I have been my whole life."

- FREDDIE KITCHENS INTRODUCTORY PRESS CONFERENCE, JAN. 14, 2019

During his time as quarterbacks coach, Kitchens helped Carson Palmer establish multiple single-season team records, including passing yards (4,671), touchdown passes (35) and passer rating (104.6). Palmer also became the only player in Cardinals history to throw for 4,000 yards in multiple seasons (2013, 2015-16). In 2015, the Cardinals had the top-ranked offense in the NFL for the first time in team history and set numerous single-season team records including points (489), touchdowns (59), touchdown passes (35), total net yards (6,533) and first downs (373).

In his final season as tight ends coach, Rob Housler recorded 42 receptions, the third-highest figure by a tight end in Cardinals history. In 2007, Arizona finished tied for fourth in the league with 32 passing touchdowns with eight coming from the tight end group.

Kitchens began his NFL coaching career in 2006 as the tight ends coach with the Dallas Cowboys. In 2006, Kitchens worked with Jason Witten, who was selected to the Pro Bowl.

Prior to the NFL, Kitchens spent seven years coaching on the college level with stops at Mississippi State (2004-05), North Texas (2001-03), Louisiana State (2000) and Glenville State (1999).

A three-year starter at quarterback for the University of Alabama (1995-97), Kitchens finished his playing career with 4,668 yards and 30 touchdown passes for the Crimson Tide. He finished his collegiate career ranked third in school history in career attempts, fourth in career passing yards and fifth in career completions. Kitchens also played baseball at Alabama his freshman and senior seasons, but a pectoral injury forced him to miss his sophomore and junior campaigns.

Kitchens returned to Alabama in April 2019 for a coaching clinic hosted by Nick Saban. As one of the featured speakers, Kitchens stressed that everyone has five choices in life – be bad at what you do, be average, be good, be excellent or be elite. He emphasized if you want to be excellent or elite, you have to have commitment, drive, focus and the passion to do things at a high level and hold yourself to a high standard.

A native of Gadsden, Ala., Kitchens earned high school All-America honors and was named Mr. Football in the state of Alabama his senior season.

Kitchens and his wife, Ginger, have two daughters, Bennett and Camden.



KITCHENS' BACKGROUND

1999	Glenville State College, offensive assistant
2000	Louisiana State University, graduate assistant
2001-03	North Texas University, running backs coach
2004	Mississippi State University, tight ends coach
2005	Mississippi State University, running backs coach
2006	Dallas Cowboys, tight ends coach
2007-12	Arizona Cardinals, tight ends coach
2013-16	Arizona Cardinals, quarterbacks coach
2017	Arizona Cardinals, running backs coach
2018	Cleveland Browns, running backs coach/associate head coach (first eight games)/ offensive coordinator (final eight games)
2019-	Cleveland Browns, head coach

THE KITCHEN STAFF

Steve Wilks (defensive coordinator); **Todd Monken** (offensive coordinator); **Mike Priefer** (special teams coordinator); **James Campen** (offensive line/associate head coach); **Al Holcomb** (run game coordinator/linebackers); **Stump Mitchell** (run game coordinator/running backs); **Joe Whitt** (pass game coordinator/secondary); **Jeff Blasko** (assistant offensive line); **Josh Christovich** (strength and conditioning assistant); **Doug Colman** (assistant special teams); **Jim Dray** (offensive quality control coach); **Alonso Escalante** (defensive quality control); **Monty Gibson** (strength and conditioning assistant); **Adam Henry** (wide receivers); **Ryan Hollern** (assistant to the head coach); **Larry Jackson** (head of strength and conditioning); **Chris Jones** (senior defensive assistant); **Dale Jones** (strength and conditioning assistant); **John Lilly** (tight ends); **Ryan Lindley** (quarterbacks); **Evan Marcus** (strength and conditioning coordinator); **Tosh Lupoi** (defensive line); **John Parrella** (assistant defensive line); **Tyler Tettleton** (offensive quality control coach); **DeWayne Walker** (defensive backs); **Jody Wright** (offensive assistant)

ALPHABETICAL ROSTER AS OF 10/22/2019

NO	NAME	POS	HT	WT	DOB	AGE	EXP	COLLEGE	HOMETOWN	HOW ACQ	GP/GS/DNP/IA
55	Avery, Genard	DE	6-0	250	4/26/95	24	2	Memphis	Grenada, Miss.	D5 - '18	1/0/0/5
13	Beckham Jr., Odell	WR	5-11	198	11/5/92	26	6	Louisiana State	New Orleans, La.	Tr. (NYG) - '19	6/6/0/0
75	Bitonio, Joel	G	6-4	320	10/11/91	28	6	Nevada	Long Beach, Calif.	D2 - '14	6/6/0/0
86	Brown, Pharaoh	TE	6-6	258	5/4/94	25	2	Oregon	Lyndhurst, Ohio	FA - '18	6/4/0/0
42	Burnett, Morgan	S	6-1	210	1/13/89	30	10	Georgia Tech	College Park, Ga.	FA - '19	4/4/0/2
31	Burris, Juston	S	6-0	212	8/4/93	26	4	North Carolina State	Raleigh, N.C.	W. (Oak.) - '19	4/1/0/1*
11	Callaway, Antonio	WR	5-11	200	1/9/97	22	2	Florida	Miami, Fla.	D4 - '18	2/1/0/0
38	Carrie, T.J.	CB	6-0	204	7/28/90	29	6	Ohio	Antioch, Calif.	UFA (Oak.) - '18	6/4/0/0
24	Chubb, Nick	RB	5-11	227	12/27/95	23	2	Georgia	Cedartown, Ga.	D2b - '18	6/6/0/0
96	Ekuale, Daniel	DT	6-3	300	1/13/94	25	1	Washington State	Pago Pago, American Samoa	FA - '19	6/0/0/0
95	Garrett, Myles	DE	6-4	272	12/29/95	23	3	Texas A&M	Arlington, Texas	D1a - '17	6/6/0/0
3	Gilbert, Garrett	QB	6-4	230	7/1/91	28	2	SMU	Austin, Texas	FA - '19	1/0/4/1
7	Gillan, Jamie	P	6-1	207	7/4/97	22	R	Arkansas Pine-Bluff	Leonardtown, Md.	FA - '19	6/0/0/0
88	Harris, Demetrius	TE	6-7	230	7/29/91	28	6	Miwaukee	Jacksonville, Ark.	UFA (K.C.) - '19	6/1/0/0
81	Higgins, Rashard	WR	6-1	198	10/7/94	25	4	Colorado State	Dallas, Texas	D5c - '16	2/1/1/4
25	Hilliard, Dontrell	RB	5-11	202	2/26/95	24	2	Tulane	Baton Rouge, La.	FA - '18	5/0/0/1
12	Hodge, KhaDarel	WR	6-2	205	1/3/95	24	2	Prairie View A&M	D'Lo, Miss.	W. (LAR) - '19	6/0/0/0
74	Hubbard, Chris	T	6-4	295	4/23/91	28	6	UAB	Columbus, Ga.	UFA (Pit.) - '18	5/5/0/1
47	Hughlett, Charley	LS	6-4	248	5/16/90	29	5	Central Florida	Tampa, Fla.	FA - '14	6/0/0/0
34	Jackson, Robert	CB	6-2	207	12/8/93	25	1	UNLV	Fort Myers, Fla.	FA - '19	4/0/0/0
40	Jefferson, Malik	LB	6-2	240	11/15/96	22	2	Texas	Mesquite, Texas	W. (Cin.) - '19	6/0/0/0
30	Johnson, D'Ernest	RB	5-10	208	2/27/96	23	1	South Florida	Immokalee, Fla.	FA - '19	6/0/0/0
72	Kush, Eric	G	6-4	317	9/9/89	30	7	California (Pa.)	Bridgeville, Pa.	UFA (Chi.) - '19	6/6/0/0
70	Lamm, Kendall	T	6-5	310	6/5/92	27	5	Appalachian State	Charlotte, N.C.	UFA (Hou.) - '19	1/0/0/5
80	Landry, Jarvis	WR	5-11	196	11/28/92	26	6	Louisiana State	Metairie, La.	Tr. (Mia.) - '18	6/6/0/0
99	Lawrence, Devaroe	DT	6-2	295	10/13/92	27	1	Auburn	Greenville, S.C.	FA - '19	6/0/0/0
6	Mayfield, Baker	QB	6-1	215	4/14/95	24	2	Oklahoma	Austin, Texas	D1a - '18	6/6/0/0
67	McCray, Justin	G	6-3	315	5/31/92	27	3	Central Florida	Miami, Fla.	Tr. (G.B.) - '19	5/0/1/0
39	Mitchell, Terrance	CB	5-11	191	5/17/92	27	6	Oregon	Sacramento, Calif.	UFA (K.C.) - '18	6/4/0/0
22	Murray, Eric	S	5-11	199	1/7/94	25	4	Minnesota	Riverside, Wis.	Tr. (K.C.) - '19	6/3/0/0
65	Ogunjobi, Larry	DT	6-3	305	6/3/94	25	3	Charlotte	Greensboro, N.C.	D3 - '17	6/6/0/0
23	Randall, Damarious	S	5-11	196	8/29/92	27	5	Arizona State	Pensacola, Fla.	Tr. (G.B.) - '18	4/4/0/2
18	Ratley, Damion	WR	6-2	200	4/16/95	24	2	Texas A&M	Yoakum, Texas	D6a - '18	5/1/0/1
29	Redwine, Sheldrick	S	6-0	196	11/6/96	22	R	Miami (Fla.)	Miami, Fla.	D4 - '19	3/0/1/2
98	Richardson, Sheldon	DT	6-3	294	11/29/90	28	7	Missouri	St. Louis, Mo.	UFA (Min.) - '19	6/6/0/0
78	Robinson, Greg	T	6-5	330	10/21/92	27	6	Auburn	Thibodaux, La.	FA - '18	6/6/0/0
53	Schobert, Joe	LB	6-1	245	11/6/93	25	4	Wisconsin	Waukesha, Wis.	D4a - '16	6/6/0/0
83	Seals-Jones, Ricky	TE	6-5	243	3/15/95	24	3	Texas A&M	Sealy, Texas	W. (Arz.) - '19	5/1/0/1
4	Seibert, Austin	K	5-9	211	11/15/96	22	R	Oklahoma	Belleville, Ill.	D5b - '19	6/0/0/0
50	Smith, Chris	DE	6-1	266	2/11/92	27	6	Arkansas	Mount Ulla, N.C.	UFA (Cin.) - '18	5/0/1/0
44	Takitaki, Sione	LB	6-1	238	6/8/95	24	R	Brigham Young	Fontana, Calif.	D3 - '19	5/0/0/1
57	Taylor, Adarius	LB	6-0	230	9/21/90	29	6	Florida Atlantic	Bartow, Fla.	UFA (T.B.) - '19	5/0/0/1
10	Taylor, Taywan	WR	5-11	205	3/2/95	24	3	Western Kentucky	Louisville, Ky.	Tr. (Ten.) - '19	3/1/0/3
77	Teller, Wyatt	G	6-4	315	11/21/94	24	2	Virginia Tech	Bealeton, Va.	Tr. (Buf.) - '19	5/0/0/1
92	Thomas, Chad	DE	6-5	278	10/12/95	24	2	Miami (Fla.)	Miami, Fla.	D3 - '18	6/0/0/0
20	Thomas, Tavierre	CB	5-10	205	3/11/96	23	2	Ferris State	Detroit, Mich.	W. (Arz.) - '18	6/0/0/0
64	Tretter, JC	C	6-4	307	2/12/91	28	7	Cornell	Akron, N.Y.	UFA (G.B.) - '17	6/6/0/0
54	Vernon, Olivier	DE	6-2	262	10/7/90	29	8	Miami (Fla.)	Miami, Fla.	Tr. (NYG) - '19	6/6/0/0
21	Ward, Denzel	CB	5-11	190	4/28/97	22	2	Ohio State	Macedonia, Ohio	D1b - '18	2/2/0/4
35	Whitehead, Jermaine	S	5-11	195	3/12/93	26	4	Auburn	Greenwood, Miss.	W. (G.B.) - '18	6/6/0/0
51	Wilson, Mack	LB	6-1	233	2/14/98	21	R	Alabama	Montgomery, Ala.	D5a - '19	6/4/0/0
26	Williams, Greedy	CB	6-2	185	12/3/97	21	R	Louisiana State	Shreveport, La.	D2 - '19	2/2/0/4

Reserve/Injured (7):

77	Falemaka, Lo (shoulder, 7/28)	C	6-5	303	11/30/94	24	R	Utah	West Valley City, Utah	FA - '19	0/0/0/0
79	Forbes, Drew (knee, 9/2)	T	6-5	308	1/18/97	22	R	Southeast Missouri State	Bonne Terre, Mo.	D6 - '19	0/0/0/0
56	Harvey, Willie (shoulder, 10/4)	LB	5-11	230	1/9/96	23	R	Iowa State	Hastings, Fla.	FA - '19	2/0/0/0
58	Kirksey, Christian (chest, 9/21)	LB	6-2	235	8/31/92	27	6	Iowa	St. Louis, Mo.	D3a - '14	2/2/0/0
15	Montgomery, D.J. (hamstring, 8/21)	WR	6-1	201	11/17/96	22	R	Austin Peay	Durant, Miss.	FA - '19	0/0/0/0
85	Njoku, David (wrist, 9/20)	TE	6-4	246	7/10/96	23	3	Miami (Fla.)	Cedar Grove, N.J.	D1c - '17	2/1/0/0
5	Stanton, Drew (knee, 9/16)	QB	6-3	226	5/7/84	35	13	Michigan State	Farmington Hills, Mich.	UFA (Arz.) - '18	0/0/1/0

Reserve/Suspended by Commissioner (1):

27	Hunt, Kareem	RB	5-11	216	8/6/95	24	3	Toledo	Willoughby, Ohio	FA - '19	0/0/0/0
----	--------------	----	------	-----	--------	----	---	--------	------------------	----------	---------

Practice Squad (11):

90	Bryant, Brandin	DT	6-3	294	9/16/93	26	1	Florida Atlantic	Omaha, Neb.	FA - '19	0/0/0/0
89	Carlson, Stephen	TE	6-4	240	12/12/96	22	R	Princeton	Jamestown, N.Y.	FA - '19	0/0/0/0
2	Dungey, Eric	QB	6-3	227	6/12/96	23	R	Syracuse	Lake Oswego, Ore.	FA - '19	0/0/0/0
17	Gibson, Shelton	WR	5-11	191	3/20/95	24	2	West Virginia	Cleveland, Ohio	FA - '19	0/0/0/0
71	Gossett, Colby	G	6-5	330	6/23/95	24	1	Appalachian State	Cumming, Ga.	FA - '19	0/0/0/0
49	Hassell, J.T.	S	5-11	200	8/14/95	24	R	Florida Tech	Titusville, Fla.	FA - '19	0/0/0/0
37	Lewis Jr., Donnie	CB	6-0	190	7/21/96	23	R	Tulane	Baton Rouge, La.	D7 - '19	0/0/0/0
62	Pridgeon, Malcolm	G	6-6	331	1/20/95	24	R	Ohio State	Central Islip, N.Y.	FA - '19	0/0/0/0
36	McGuire, Elijah	RB	5-10	214	6/1/94	25	3	Louisiana	Houma, La.	FA - '19	0/0/1/0
33	Sankoh, Tigie#	S	5-11	214	11/4/97	21	1	Greenwich	London, England	FA - '19	0/0/0/0
66	Wright, Willie	C	6-3	300	2/25/96	23	R	Tulsa	Houston, Texas	FA - '19	0/0/0/0

Practice Squad/Injured (1):

84	Willies, Derrick (knee, 10/11)	WR	6-4	207	10/17/94	25	2	Texas Tech	San Bernadino, Calif.	FA - '19	0/0/0/0
----	--------------------------------	----	-----	-----	----------	----	---	------------	-----------------------	----------	---------

Member of NFL's International Player Development program and does not count against roster limit.

*Burris was inactive one game with Oakland.

NUMERICAL ROSTER AS OF 10/22/2019

NO	NAME	POS	HT	WT	DOB	AGE	EXP	COLLEGE	HOMETOWN	HOW ACO	GP/GS/DNP/IA
3	Garrett Gilbert	QB	6-4	230	7/1/91	28	2	SMU	Austin, Texas	FA - '19	1/0/4/1
4	Austin Seibert	K	5-9	211	11/15/96	22	R	Oklahoma	Belleville, Ill.	D5b - '19	6/0/0/0
6	Baker Mayfield	QB	6-1	215	4/14/95	24	2	Oklahoma	Austin, Texas	D1a - '18	6/6/0/0
7	Jamie Gillan	P	6-1	207	7/4/97	22	R	Arkansas Pine-Bluff	Leonardtown, Md.	FA - '19	6/0/0/0
10	Taywan Taylor	WR	5-11	205	3/2/95	24	3	Western Kentucky	Louisville, Ky.	Tr. (Ten.) - '19	3/1/0/3
11	Antonio Callaway	WR	5-11	200	1/9/97	22	2	Florida	Miami, Fla.	D4 - '18	2/1/0/0
12	KhaDarel Hodge	WR	6-2	205	1/3/95	24	2	Prairie View A&M	D'Lo, Miss.	W. (LAR) - '19	6/0/0/0
13	Odell Beckham Jr.	WR	5-11	198	11/5/92	26	6	Louisiana State	New Orleans, La.	Tr. (NYG) - '19	6/6/0/0
18	Damion Ratley	WR	6-2	200	4/16/95	24	2	Texas A&M	Yoakum, Texas	D6a - '18	5/2/0/1
20	Tavierre Thomas	CB	5-10	205	3/11/96	23	2	Ferris State	Detroit, Mich.	W. (Arz.) - '18	6/0/0/0
21	Denzel Ward	CB	5-11	190	4/28/97	22	2	Ohio State	Macedonia, Ohio	D1b - '18	2/2/0/4
22	Eric Murray	S	5-11	199	1/7/94	25	4	Minnesota	Riverside, Wis.	Tr. (K.C.) - '19	6/3/0/0
23	Damarious Randall	S	5-11	196	8/29/92	27	5	Arizona State	Pensacola, Fla.	Tr. (G.B.) - '18	4/4/0/2
24	Nick Chubb	RB	5-11	227	12/27/95	23	2	Georgia	Cedartown, Ga.	D2b - '18	6/6/0/0
25	Dontrell Hilliard	RB	5-11	202	2/26/95	24	2	Tulane	Baton Rouge, La.	FA - '18	5/0/0/1
26	Greedy Williams	CB	6-2	185	12/3/97	21	R	Louisiana State	Shreveport, La.	D2 - '19	2/2/0/4
29	Sheldrick Redwine	S	6-0	196	11/6/96	22	R	Miami (Fla.)	Miami, Fla.	D4 - '19	3/0/1/2
30	D'Ernest Johnson	RB	5-10	208	2/27/96	23	1	South Florida	Immokalee, Fla.	FA - '19	6/0/0/0
31	Juston Burris	S	6-0	212	8/4/93	26	4	North Carolina State	Raleigh, N.C.	W. (Oak.) - '19	4/1/0/1*
34	Robert Jackson	CB	6-2	207	12/8/93	25	1	UNLV	Fort Myers, Fla.	FA - '19	4/0/0/0
35	Jermaine Whitehead	S	5-11	195	3/12/93	26	4	Auburn	Greenwood, Miss.	W. (G.B.) - '18	6/6/0/0
38	T.J. Carrie	CB	6-0	204	7/28/90	29	6	Ohio	Antioch, Calif.	UFA (Oak.) - '18	6/5/0/0
39	Terrance Mitchell	CB	5-11	191	5/17/92	27	6	Oregon	Sacramento, Calif.	UFA (K.C.) - '18	6/4/0/0
40	Malik Jefferson	LB	6-2	240	11/15/96	22	2	Texas	Mesquite, Texas	W. (Cin.) - '19	6/0/0/0
42	Morgan Burnett	S	6-1	210	1/13/89	30	10	Georgia Tech	College Park, Ga.	FA - '19	4/4/0/2
44	Sione Takitaki	LB	6-1	238	6/8/95	24	R	Brigham Young	Fontana, Calif.	D3 - '19	5/0/0/1
47	Charley Hughlett	LS	6-4	248	5/16/90	29	5	Central Florida	Tampa, Fla.	FA - '14	6/0/0/0
50	Chris Smith	DE	6-1	266	2/11/92	27	6	Arkansas	Mount Ulla, N.C.	UFA (Cin.) - '18	5/0/1/0
51	Mack Wilson	LB	6-1	233	2/14/98	21	R	Alabama	Montgomery, Ala.	D5a - '19	6/4/0/0
53	Joe Schobert	LB	6-1	245	11/6/93	25	4	Wisconsin	Waukesha, Wis.	D4a - '16	6/6/0/0
54	Olivier Vernon	DE	6-2	262	10/7/90	29	8	Miami (Fla.)	Miami, Fla.	Tr. (NYG) - '19	6/6/0/0
55	Genard Avery	DE	6-0	250	4/26/95	24	2	Memphis	Grenada, Miss.	D5 - '18	1/0/0/5
57	Adarius Taylor	LB	6-0	230	9/21/90	29	6	Florida Atlantic	Bartow, Fla.	UFA (T.B.) - '19	5/0/0/1
64	JC Tretter	C	6-4	307	2/12/91	28	7	Cornell	Akron, N.Y.	UFA (G.B.) - '17	6/6/0/0
65	Larry Ogunjobi	DT	6-3	305	6/3/94	25	3	Charlotte	Greensboro, N.C.	D3 - '17	6/6/0/0
67	Justin McCray	G	6-3	315	5/31/92	27	3	Central Florida	Miami, Fla.	Tr. (G.B.) - '19	5/0/1/0
70	Kendall Lamm	T	6-5	310	6/5/92	27	5	Appalachian State	Charlotte, N.C.	UFA (Hou.) - '19	1/0/0/5
72	Eric Kush	G	6-4	317	9/9/89	30	7	California (Pa.)	Bridgeville, Pa.	UFA (Chi.) - '19	6/6/0/0
74	Chris Hubbard	T	6-4	295	4/23/91	28	6	UAB	Columbus, Ga.	UFA (Pit.) - '18	5/5/0/1
75	Joel Bitonio	G	6-4	320	10/11/91	28	6	Nevada	Long Beach, Calif.	D2 - '14	6/6/0/0
77	Wyatt Teller	G	6-4	315	11/21/94	24	2	Virginia Tech	Bealeton, Va.	Tr. (Buf.) - '19	5/0/0/1
78	Greg Robinson	T	6-5	330	10/21/92	27	6	Auburn	Thibodaux, La.	FA - '18	6/6/0/0
80	Jarvis Landry	WR	5-11	196	11/28/92	26	6	Louisiana State	Metairie, La.	Tr. (Mic.) - '18	6/6/0/0
81	Rashard Higgins	WR	6-1	198	10/7/94	25	4	Colorado State	Dallas, Texas	D5c - '16	2/1/1/4
83	Ricky Seals-Jones	TE	6-5	243	3/15/95	24	3	Texas A&M	Sealy, Texas	W. (Arz.) - '19	5/1/0/1
86	Pharaoh Brown	TE	6-6	258	5/4/94	25	2	Oregon	Lyndhurst, Ohio	FA - '18	6/4/0/0
88	Demetrius Harris	TE	6-7	230	7/29/91	28	6	Miwaukee	Jacksonville, Ark.	UFA (K.C.) - '19	6/1/0/0
92	Chad Thomas	DE	6-5	278	10/12/95	24	2	Miami (Fla.)	Miami, Fla.	D3 - '18	6/0/0/0
95	Myles Garrett	DE	6-4	272	12/29/95	23	3	Texas A&M	Arlington, Texas	D1a - '17	6/6/0/0
96	Daniel Ekuale	DT	6-3	300	1/13/94	25	1	Washington State	Pago Pago, American Samoa	FA - '19	6/0/0/0
98	Sheldon Richardson	DT	6-3	294	11/29/90	28	7	Missouri	St. Louis, Mo.	UFA (Min.) - '19	6/6/0/0
99	Devaroe Lawrence	DT	6-2	295	10/13/92	27	1	Auburn	Greenville, S.C.	FA - '19	6/0/0/0

Reserve/Injured (7):

5	Drew Stanton (knee, 9/16)	QB	6-3	226	5/7/84	35	13	Michigan State	Farmington Hills, Mich.	UFA (Arz.) - '18	0/0/1/0
15	D.J. Montgomery (hamstring, 8/21)	WR	6-1	201	11/17/96	22	R	Austin Peay	Durant, Miss.	FA - '19	0/0/0/0
56	Willie Harvey (shoulder, 10/4)	LB	5-11	230	1/9/96	23	R	Iowa State	Hastings, Fla.	FA - '19	2/0/0/0
58	Christian Kirksey (chest, 9/21)	LB	6-2	235	8/31/92	27	6	Iowa	St. Louis, Mo.	D3a - '14	2/2/0/0
77	Lo Falemaka (shoulder, 7/28)	C	6-5	303	11/30/94	24	R	Utah	West Valley City, Utah	FA - '19	0/0/0/0
79	Drew Forbes (knee, 9/2)	T	6-5	308	1/18/97	22	R	Southeast Missouri State	Bonne Terre, Mo.	D6 - '19	0/0/0/0
85	David Njoku (wrist, 9/20)	TE	6-4	246	7/10/96	23	3	Miami (Fla.)	Cedar Grove, N.J.	D1c - '17	2/1/0/0

Reserve/Suspended by Commissioner (1):

27	Kareem Hunt	RB	5-11	216	8/6/95	24	3	Toledo	Willoughby, Ohio	FA - '19	0/0/0/0
----	-------------	----	------	-----	--------	----	---	--------	------------------	----------	---------

Practice Squad (11):

2	Eric Dungey	QB	6-3	227	6/12/96	23	R	Syracuse	Lake Oswego, Ore.	FA - '19	0/0/0/0
17	Shelton Gibson	WR	5-11	191	3/20/95	24	2	West Virginia	Cleveland, Ohio	FA - '19	0/0/0/0
33	Tigie Sankoh#	S	5-11	214	11/4/97	21	1	Greenwich	London, England	FA - '19	0/0/0/0
36	Elijah McGuire	RB	5-10	214	6/1/94	25	3	Louisiana	Houma, La.	FA - '19	0/0/1/0
37	Donnie Lewis Jr.	CB	6-0	190	7/21/96	23	R	Tulane	Baton Rouge, La.	D7 - '19	0/0/0/0
49	J.T. Hassell	S	5-11	200	8/14/95	24	R	Florida Tech	Titusville, Fla.	FA - '19	0/0/0/0
66	Willie Wright	C	6-3	300	2/25/96	23	R	Tulsa	Houston, Texas	FA - '19	0/0/0/0
71	Colby Gossett	G	6-5	330	6/23/95	24	1	Appalachian State	Cumming, Ga.	FA - '19	0/0/0/0
62	Malcolm Pridgeon	G	6-6	331	1/20/95	24	R	Ohio State	Central Islip, N.Y.	FA - '19	0/0/0/0
89	Stephen Carlson	TE	6-4	240	12/12/96	22	R	Princeton	Jamestown, N.Y.	FA - '19	0/0/0/0
90	Brandin Bryant	DT	6-3	294	9/16/93	26	1	Florida Atlantic	Omaha, Neb.	FA - '19	0/0/0/0

Practice Squad/Injured (1):

84	Derrick Willies (knee, 10/11)	WR	6-4	207	10/17/94	25	2	Texas Tech	San Bernadino, Calif.	FA - '19	0/0/0/0
----	-------------------------------	----	-----	-----	----------	----	---	------------	-----------------------	----------	---------

Member of NFL's International Player Development program and does not count against roster limit.

*Burris was inactive one game with Oakland.

ROSTER BY POSITION AS OF 10/22/2019

		<u>POS</u>	<u>HT</u>	<u>WT</u>	<u>DOB</u>	<u>AGE</u>	<u>EXP</u>	<u>COLLEGE</u>	<u>HOMETOWN</u>	<u>HOW ACQ</u>
QUARTERBACKS (3)										
3	Gilbert, Garrett	QB	6-4	230	7/1/91	28	2	SMU	Austin, Texas	FA - '19
6	Mayfield, Baker	QB	6-1	215	4/14/95	24	2	Oklahoma	Austin, Texas	D1a - '18
* 5	Stanton, Drew	QB	6-3	226	5/7/84	35	13	Michigan State	Farmington Hills, Mich.	UFA (Arz.) - '18
RUNNING BACKS (4)										
24	Chubb, Nick	RB	5-11	227	12/27/95	23	2	Georgia	Cedartown, Ga.	D2b - '18
25	Hilliard, Dontrell	RB	5-11	202	2/26/95	24	2	Tulane	Baton Rouge, La.	FA - '18
* 27	Hunt, Kareem	RB	5-11	216	8/6/95	24	3	Toledo	Willoughby, Ohio	FA - '19
30	Johnson, D'Ernest	RB	5-10	208	2/27/96	23	1	South Florida	Immokalee, Fla.	FA - '19
WIDE RECEIVERS (8)										
13	Beckham Jr., Odell	WR	5-11	198	11/5/92	26	6	Louisiana State	New Orleans, La.	Tr. (NYG) - '19
11	Callaway, Antonio	WR	5-11	200	1/9/97	22	2	Florida	Miami, Fla.	D4 - '18
81	Higgins, Rashard	WR	6-1	198	10/7/94	25	4	Colorado State	Dallas, Texas	D5c - '16
12	Hodge, KhaDarel	WR	6-2	205	1/3/95	24	2	Prairie View A&M	D'Lo, Miss.	W. (LAR) - '19
80	Landry, Jarvis	WR	5-11	196	11/28/92	26	6	Louisiana State	Metairie, La.	Tr. (Mia.) - '18
* 15	Montgomery, D.J.	WR	6-1	201	11/17/96	22	R	Austin Peay	Durant, Miss.	FA - '19
18	Ratley, Damion	WR	6-2	200	4/16/95	24	2	Texas A&M	Yoakum, Texas	D6a - '18
10	Taylor, Taywan	WR	5-11	205	3/2/95	24	3	Western Kentucky	Louisville, Ky.	Tr. (Ten.) - '19
TIGHT ENDS (4)										
86	Brown, Pharaoh	TE	6-6	258	5/4/94	25	2	Oregon	Lyndhurst, Ohio	FA - '18
88	Harris, Demetrius	TE	6-7	230	7/29/91	28	6	Miwaukee	Jacksonville, Ark.	UFA (K.C.) - '19
* 85	Njoku, David	TE	6-4	246	7/10/96	23	3	Miami (Fla.)	Cedar Grove, N.J.	D1c - '17
83	Seals-Jones, Ricky	TE	6-5	243	3/15/95	24	3	Texas A&M	Sealy, Texas	W. (Arz.) - '19
OFFENSIVE LINEMEN (10)										
75	Bitonio, Joel	G	6-4	320	10/11/91	28	6	Nevada	Long Beach, Calif.	D2 - '14
* 77	Falemaka, Lo	C	6-5	303	11/30/94	24	R	Utah	West Valley City, Utah	FA - '19
* 79	Forbes, Drew	T	6-5	308	1/18/97	22	R	Southeast Missouri State	Bonne Terre, Mo.	D6 - '19
74	Hubbard, Chris	T	6-4	295	4/23/91	28	6	UAB	Columbus, Ga.	UFA (Pit.) - '18
72	Kush, Eric	G	6-4	317	9/9/89	30	7	California (Pa.)	Bridgeville, Pa.	UFA (Chi.) - '19
70	Lamm, Kendall	T	6-5	310	6/5/92	27	5	Appalachian State	Charlotte, N.C.	UFA (Hou.) - '19
67	McCray, Justin	G	6-3	315	5/31/92	27	3	Central Florida	Miami, Fla.	Tr. (G.B.) - '19
78	Robinson, Greg	T	6-5	330	10/21/92	27	6	Auburn	Thibodaux, La.	FA - '18
77	Teller, Wyatt	G	6-4	315	11/21/94	24	2	Virginia Tech	Bealeton, Va.	Tr. (Buf.) - '19
64	Tretter, JC	C	6-4	307	2/12/91	28	7	Cornell	Akron, N.Y.	UFA (G.B.) - '17
DEFENSIVE LINEMEN (9)										
55	Avery, Genard	DE	6-0	250	4/26/95	24	2	Memphis	Grenada, Miss.	D5 - '18
96	Ekuale, Daniel	DT	6-3	300	1/13/94	25	1	Washington State	Pago Pago, American Samoa	FA - '19
95	Garrett, Myles	DE	6-4	272	12/29/95	23	3	Texas A&M	Arlington, Texas	D1a - '17
99	Lawrence, Devaroe	DT	6-2	295	10/13/92	27	1	Auburn	Greenville, S.C.	FA - '19
65	Ogunjobi, Larry	DT	6-3	305	6/3/94	25	3	Charlotte	Greensboro, N.C.	D3 - '17
98	Richardson, Sheldon	DT	6-3	294	11/29/90	28	7	Missouri	St. Louis, Mo.	UFA (Min.) - '19
50	Smith, Chris	DE	6-1	266	2/11/92	27	6	Arkansas	Mount Ulla, N.C.	UFA (Cin.) - '18
92	Thomas, Chad	DE	6-5	278	10/12/95	24	2	Miami (Fla.)	Miami, Fla.	D3 - '18
54	Vernon, Olivier	DE	6-2	262	10/7/90	29	8	Miami (Fla.)	Miami, Fla.	Tr. (NYG) - '19
LINEBACKERS (7)										
* 56	Harvey, Willie	LB	5-11	230	1/9/96	23	R	Iowa State	Hastings, Fla.	FA - '19
* 58	Kirksey, Christian	LB	6-2	235	8/31/92	27	6	Iowa	St. Louis, Mo.	D3a - '14
40	Jefferson, Malik	LB	6-2	240	11/15/96	22	2	Texas	Mesquite, Texas	W. (Cin.) - '19
53	Schobert, Joe	LB	6-1	245	11/6/93	25	4	Wisconsin	Waukesha, Wis.	D4a - '16
44	Takitaki, Sione	LB	6-1	238	6/8/95	24	R	Brigham Young	Fontana, Calif.	D3 - '19
57	Taylor, Adarius	LB	6-0	230	9/21/90	29	6	Florida Atlantic	Bartow, Fla.	UFA (T.B.) - '19
51	Wilson, Mack	LB	6-1	233	2/14/98	21	R	Alabama	Montgomery, Ala.	D5a - '19
DEFENSIVE BACKS (12)										
42	Burnett, Morgan	S	6-1	210	1/13/89	30	10	Georgia Tech	College Park, Ga.	FA - '19
31	Burris, Juston	S	6-0	212	8/4/93	26	4	North Carolina State	Raleigh, N.C.	W. (Oak.) - '19
38	Carrie, T.J.	CB	6-0	204	7/28/90	29	6	Ohio	Antioch, Calif.	UFA (Oak.) - '18
34	Jackson, Robert	CB	6-2	207	12/8/93	25	1	UNLV	Fort Myers, Fla.	FA - '19
39	Mitchell, Terrance	CB	5-11	191	5/17/92	27	6	Oregon	Sacramento, Calif.	UFA (K.C.) - '18
22	Murray, Eric	S	5-11	199	1/7/94	25	4	Minnesota	Riverside, Wis.	Tr. (K.C.) - '19
23	Randall, Damarious	S	5-11	196	8/29/92	27	5	Arizona State	Pensacola, Fla.	Tr. (G.B.) - '18
29	Redwine, Sheldrick	S	6-0	196	11/6/96	22	R	Miami (Fla.)	Miami, Fla.	D4 - '19
20	Thomas, Tavierre	CB	5-10	205	3/11/96	23	2	Ferris State	Detroit, Mich.	W. (Arz.) - '18
21	Ward, Denzel	CB	5-11	190	4/28/97	22	2	Ohio State	Macedonia, Ohio	D1b - '18
35	Whitehead, Jermaine	S	5-11	195	3/12/93	26	4	Auburn	Greenwood, Miss.	W. (G.B.) - '18
26	Williams, Greedy	CB	6-2	185	12/3/97	21	R	Louisiana State	Shreveport, La.	D2 - '19
SPECIALISTS (3)										
7	Gillan, Jamie	P	6-1	207	7/4/97	22	R	Arkansas Pine-Bluff	Leonardtown, Md.	FA - '19
47	Hughlett, Charley	LS	6-4	248	5/16/90	29	5	Central Florida	Tampa, Fla.	FA - '14
4	Seibert, Austin	K	5-9	211	11/15/96	22	R	Oklahoma	Belleville, Ill.	D5b - '19

* Denotes player on a reserve list

ROSTER BY EXPERIENCE AS OF 10/22/2019

	<u>NO</u>	<u>NAME</u>	<u>POS</u>	<u>HT</u>	<u>WT</u>	<u>DOB</u>	<u>AGE</u>	<u>EXP</u>	<u>COLLEGE</u>	<u>HOMETOWN</u>	<u>HOW ACO</u>
13th Year (1)	* 5	Stanton, Drew	QB	6-3	226	5/7/84	35	13	Michigan State	Farmington Hills, Mich.	UFA (Arz.) - '18
10th Year (1)	42	Burnett, Morgan	S	6-1	210	1/13/89	30	9	Georgia Tech	College Park, Ga,	FA - '19
8th Year (1)	54	Vernon, Olivier	DE	6-2	262	10/7/90	29	8	Miami (Fla.)	Miami, Fla.	Tr. (NYG) - '19
7th Year (3)	72	Kush, Eric	G	6-4	317	9/9/89	30	7	California (Pa.)	Bridgeville, Pa.	UFA (Chi.) - '19
	98	Richardson, Sheldon	DT	6-3	294	11/29/90	28	7	Missouri	St. Louis, Mo.	UFA (Min.) - '19
	64	Tretter, JC	C	6-4	307	2/12/91	28	7	Cornell	Akron, N.Y.	UFA (G.B.) - '17
6th Year (11)	57	Taylor, Adarius	LB	6-0	230	9/21/90	29	6	Florida Atlantic	Bartow, Fla.	UFA (T.B.) - '19
	13	Beckham Jr., Odell	WR	5-11	198	11/5/92	26	6	Louisiana State	New Orleans, La.	Tr. (NYG) - '19
	75	Bitonio, Joel	G	6-4	320	10/11/91	28	6	Nevada	Long Beach, Calif.	D2 - '14
	38	Carrie, T.J.	CB	6-0	204	7/28/90	29	6	Ohio	Antioch, Calif.	UFA (Oak.) - '18
	88	Harris, Demetrius	TE	6-7	230	7/29/91	28	6	Miwaukeee	Jacksonville, Ark.	UFA (K.C.) - '19
	74	Hubbard, Chris	T	6-4	295	4/23/91	28	6	UAB	Columbus, Ga.	UFA (Pit.) - '18
	* 58	Kirksey, Christian	LB	6-2	235	8/31/92	27	6	Iowa	St. Louis, Mo.	D3a - '14
	80	Landry, Jarvis	WR	5-11	196	11/28/92	26	6	Louisiana State	Metairie, La.	Tr. (Mia.) - '18
	39	Mitchell, Terrance	CB	5-11	191	5/17/92	27	6	Oregon	Sacramento, Calif.	UFA (K.C.) - '18
	78	Robinson, Greg	T	6-5	330	10/21/92	27	6	Auburn	Thibodaux, La.	FA - '18
	50	Smith, Chris	DE	6-1	266	2/11/92	27	6	Arkansas	Mount Ulla, N.C.	UFA (Cin.) - '18
5th Year (3)	47	Hughlett, Charley	LS	6-4	248	5/16/90	29	5	Central Florida	Tampa, Fla.	FA - '14
	70	Lamm, Kendall	T	6-5	310	6/5/92	27	5	Appalachian State	Charlotte, N.C.	UFA (Hou.) - '19
	23	Randall, Damarious	S	5-11	196	8/29/92	27	5	Arizona State	Pensacola, Fla.	Tr. (G.B.) - '18
4th Year (5)	31	Burris, Juston	S	6-0	212	8/4/93	26	4	North Carolina State	Raleigh, N.C.	W. (Oak.) - '19
	81	Higgins, Rashard	WR	6-1	198	10/7/94	25	4	Colorado State	Dallas, Texas	D5c - '16
	22	Murray, Eric	S	5-11	199	1/7/94	25	4	Minnesota	Riverside, Wis.	Tr. (K.C.) - '19
	53	Schobert, Joe	LB	6-1	245	11/6/93	25	4	Wisconsin	Waukesha, Wis.	D4a - '16
	35	Whitehead, Jermaine	S	5-11	195	3/12/93	26	4	Auburn	Greenwood, Miss.	W. (G.B.) - '18
3rd Year (7)	95	Garrett, Myles	DE	6-4	272	12/29/95	23	3	Texas A&M	Arlington, Texas	D1a - '17
	* 27	Hunt, Kareem	RB	5-11	216	8/6/95	24	3	Toledo	Willoughby, Ohio	FA - '19
	67	McCray, Justin	G	6-3	315	5/31/92	27	3	Central Florida	Miami, Fla.	Tr. (G.B.) - '19
	* 85	Njoku, David	TE	6-4	246	7/10/96	23	3	Miami (Fla.)	Cedar Grove, N.J.	D1c - '17
	83	Seals-Jones, Ricky	TE	6-5	243	3/15/95	24	3	Texas A&M	Sealy, Texas	W. (Arz.) - '19
	10	Taylor, Taywan	WR	5-11	205	3/2/95	24	3	Western Kentucky	Louisville, Ky.	Tr. (Ten.) - '19
	65	Ogunjobi, Larry	DT	6-3	305	6/3/94	25	3	Charlotte	Greensboro, N.C.	D3 - '17
2nd Year (14)	55	Avery, Genard	DE	6-0	250	4/26/95	24	2	Memphis	Grenada, Miss.	D5 - '18
	86	Brown, Pharaoh	TE	6-6	258	5/4/94	25	2	Oregon	Lyndhurst, Ohio	FA - '18
	11	Callaway, Antonio	WR	5-11	200	1/9/97	22	2	Florida	Miami, Fla.	D4 - '18
	24	Chubb, Nick	RB	5-11	227	12/27/95	23	2	Georgia	Cedartown, Ga.	D2b - '18
	3	Gilbert, Garrett	QB	6-4	230	7/1/91	28	2	SMU	Austin, Texas	FA - '19
	25	Hilliard, Dontrell	RB	5-11	202	2/26/95	24	2	Tulane	Baton Rouge, La.	FA - '18
	12	Hodge, KhaDarel	WR	6-2	205	1/3/95	24	2	Prairie View A&M	D'Lo, Miss.	W. (LAR) - '19
	40	Jefferson, Malik	LB	6-2	240	11/15/96	22	2	Texas	Mesquite, Texas	W. (Cin.) - '19
	6	Mayfield, Baker	QB	6-1	215	4/14/95	24	2	Oklahoma	Austin, Texas	D1a - '18
	18	Ratley, Damion	WR	6-2	200	4/16/95	24	2	Texas A&M	Yoakum, Texas	D6a - '18
	77	Teller, Wyatt	G	6-4	315	11/21/94	24	2	Virginia Tech	Beaeton, Va.	Tr. (Buf.) - '19
	92	Thomas, Chad	DE	6-5	278	10/12/95	24	2	Miami (Fla.)	Miami, Fla.	D3 - '18
	20	Thomas, Tavierre	CB	5-10	205	3/11/96	23	2	Ferris State	Detroit, Mich.	W. (Arz.) - '18
	21	Ward, Denzel	CB	5-11	190	4/28/97	22	2	Ohio State	Macedonia, Ohio	D1b - '18
1st Year (6)	96	Ekuale, Daniel	DT	6-3	300	1/13/94	25	1	Washington State	Pago Pago, American Samoa	FA - '19
	34	Jackson, Robert	CB	6-2	207	12/8/93	25	1	UNLV	Fort Myers, Fla.	FA - '19
	30	Johnson, D'Ernest	RB	5-10	208	2/27/96	23	1	South Florida	Immokalee, Fla.	FA - '19
	99	Lawrence, Devaroo	DT	6-2	295	10/13/92	27	1	Auburn	Greenville, S.C.	FA - '19
Rookie (10)	* 77	Falemaka, Lo	C	6-5	303	11/30/94	24	R	Utah	West Valley City, Utah	FA - '19
	* 79	Forbes, Drew	T	6-5	308	1/18/97	22	R	Southeast Missouri State	Bonne Terre, Mo.	D6 - '19
	7	Gillan, Jamie	P	6-1	207	7/4/97	22	R	Arkansas Pine-Bluff	Leonardtown, Md.	FA - '19
	* 56	Harvey, Willie	LB	5-11	230	1/9/96	23	R	Iowa State	Hastings, Fla.	FA - '19
	* 15	Montgomery, D.J.	WR	6-1	201	11/17/96	22	R	Austin Peay	Durant, Miss.	FA - '19
	29	Redwine, Sheldrick	S	6-0	196	11/6/96	22	R	Miami (Fla.)	Miami, Fla.	D4 - '19
	4	Seibert, Austin	K	5-9	211	11/15/96	22	R	Oklahoma	Belleville, Ill.	D5b - '19
	44	Takitaki, Sione	LB	6-1	238	6/8/95	24	R	Brigham Young	Fontana, Calif.	D3 - '19
	26	Williams, Greedy	CB	6-2	185	12/3/97	21	R	Louisiana State	Shreveport, La.	D2 - '19
	51	Wilson, Mack	LB	6-1	233	2/14/98	21	R	Alabama	Montgomery, Ala.	D5a - '19

* Denotes player on a reserve list

YEAR	1st Round Pick	2nd Round Pick	3rd Round Pick	4th Round Pick	5th Round Pick	6th Round Pick	7th Round Pick	Unrestricted Free Agent	Undrafted Free Agent	Street Free Agent	Trade	Waiver
2019		Greedy Williams	Stone Taikialiki	Shedrick Redwine	Mack Wilson Austin Selbert	Drew Forbes*		Demetrius Harris (K.C.) Eric Kush (Chi.) Kendall Lamm (Hou.) Sheldon Richardson (Min.) Adarius Taylor (T.B.)	Lo Falemeke * Jamie Gillan Willie Harvey* D'Ernest Johnson D.J. Montgomery*	Morgan Burnett Daniel Ekuale Garrett Gilbert Kareem Hunt* Robert Jackson Devaroe Lawrence	Odell Beckham Jr. (NYG) Justin McCray Eric Murray (K.C.) Tayway Taylor (Ten.) Wyatt Teller (Buf.) Olivier Vernon (NYG)	Justin Burris (Oak.) Malik Jefferson (Gin.) Ricky Seal-Jones (Arz.) KhaDarel Hodge (LAR)
2018	Baker Mayfield (1a) Denzel Ward (1b)	Nick Chubb (2b)	Chad Thomas (3)	Antonio Callaway (4)	Genard Avery (5)	Damion Ratley (6a)		T.J. Carrie (Oak.) Chris Hubbard (Pit.) Terrance Mitchell (K.C.) Chris Smith (Gin.) Drew Stanton (Arz.)* JC Tretter (G.B.)	Dontrell Hilliard	Pharaoh Brown Greg Robinson	Janvis Landry (Mia.) Damarious Randall (G.B.)	Tavierre Thomas (Arz.) Jermaine Whitehead (G.B.)
2017	Myles Garrett (1a) David Njoku (1c)*		Larry Ogunjobi (3)									
2016		Joel Bitonio (2)	Christian Kirksey (3a)*	Joe Schobert (4a)	Rashard Higgins (5c)					Charley Hughlett		
2014												

* Denotes player on a reserve list

Roster breakdown:

20 draft picks (4 first round picks, 3 2nd round picks, 4 3rd round picks, 3 4th round picks, 4 5th round picks, 2 6th round picks, 0 7th round picks).
26 free agents (11 unrestricted free agents, 6 undrafted free agents, 9 street free agents).
8 via trade.
6 via waivers.

OFFENSE

WR	80 Jarvis Landry	11 Antonio Callaway	18 Damion Ratley	10 Taywan Taylor
LT	78 Greg Robinson	[70 Kendall Lamm]		
LG	75 Joel Bitonio			
C	64 JC Tretter			
RG	72 Eric Kush	77 Wyatt Teller		
RT	74 Chris Hubbard	67 Justin McCray		
TE	86 Pharaoh Brown			
WR	13 Odell Beckham Jr.	81 Rashard Higgins	12 KhaDarel Hodge	
QB	6 Baker Mayfield	3 Garrett Gilbert		
RB	24 Nick Chubb	25 Dontrell Hilliard	30 D'Ernest Johnson	
TE	88 Demetrius Harris	83 Ricky Seals-Jones		

DEFENSE

DE	95 Myles Garrett	92 Chad Thomas		
DT	65 Larry Ogunjobi	99 Devaroe Lawrence		
DT	98 Sheldon Richardson	96 Daniel Ekuale		
DE	54 Olivier Vernon	50 Chris Smith	55 Genard Avery	
WILL	<u>51 Mack Wilson</u>	40 Malik Jefferson		
MIKE	53 Joe Schobert	<u>44 Sione Takitaki</u>		
SAM	57 Adarius Taylor			
CB	[21 Denzel Ward]	38 T.J. Carrie	34 Robert Jackson	
CB	<u>[26 Greedy Williams]</u>	39 Terrance Mitchell	20 Tavierre Thomas	
S	23 Damarious Randall	22 Eric Murray	<u>29 Sheldrick Redwine</u>	
S	42 Morgan Burnett	35 Jermaine Whitehead	31 Juston Burris	

SPECIAL TEAMS

P	<u>7 Jamie Gillan</u>			
K	<u>4 Austin Seibert</u>			
H	<u>7 Jamie Gillan</u>			
KR	25 Dontrell Hilliard	10 Taywan Taylor	30 D'Ernest Johnson	
PR	25 Dontrell Hilliard	80 Jarvis Landry	30 D'Ernest Johnson	
LS	47 Charley Hughlett			

Rookies are underlined

Injured players are in [brackets]

PRONUNCIATION

GENARD Avery	juh-NARD
Joel BITONIO	buh-TONE-ee-oh
Daniel EKUALE	ee-QWALL-lay
DONTRELL HILLIARD	don-TREL HIL-yard
KHADAREL Hodge	ka-DARE-el
Charley HUGHLETT	HEW-lit
Larry OGUNJOBI	OH-gun-JOE-bee
DAMARIOUS Randall	duh-MAIR-ee-us
SHELDRIK Redwine	SHELL-drick
Joe SCHOBERT	SHOW-bert
Austin SEIBERT	SIGH-bert
SIONE TAKITAKI	see-OH-nay TOCK-ee-TOCK-ee

ADARIUS Taylor	UH-dare-EE-us
TAVIERRE Thomas	TAV-ee-air
OLIVIER Vernon	oh-liv-E-AYE

JAN. 1, 2019

- Signed DL Daniel Ekuale to the reserve/futures list.
- Signed OL Kyle Friend to the reserve/futures list.
- Signed DB Robert Jackson to the reserve/futures list.
- Signed DL Devaroe Lawrence to the reserve/futures list.
- Signed RB Devante Mays to the reserve/futures list.
- Signed DB Lenzy Pipkins to the reserve/futures list.
- Signed DB Tigie Sankoh to the reserve/futures list.
- Signed OL Brad Seaton to the reserve/futures list.
- Signed WR Daniel Williams to the reserve/futures list.

JAN. 7, 2019

- Signed OL David Bright to the reserve/futures list.
- Signed DB Ashton Lampkin to the reserve/futures list.

JAN. 12, 2019

- Freddie Kitchens named head coach.

JAN. 14, 2019

- Steve Wilks named defensive coordinator.
- Todd Monken named offensive coordinator.
- Mike Priefer named special teams coordinator.
- Stump Mitchell named running backs/run game coordinator.
- James Campen named offensive line/associate head coach.
- Ryan Lindley named quarterback coach.
- Jody Wright named special assistant to the head coach.
- Jim Dray named offensive quality control coach.
- Tyler Tettleton named offensive quality control coach.

JAN. 18, 2019

- Joe Whitt named pass game coordinator/secondary coach.
- Al Holcomb named run game coordinator/linebackers coach.
- Chris Jones named senior defensive assistant.
- Tosh Lupoi named defensive line coach.
- John Lilly named tight ends coach.
- John Parrella named assistant defensive line coach.
- Jeff Blasko named assistant offensive line coach.

FEB. 4, 2019

- Waived LB Tanner Vallejo.
- Alsonso Escalante named defensive quality control coach.
- Doug Colman named assistant special teams coach.

FEB. 11, 2019

- Signed RB Kareem Hunt.

FEB. 20, 2019

- Signed WR Jaelen Strong.

FEB. 25, 2019

- Re-signed OL Greg Robinson.
- Waived WR Daniel Williams.

MARCH 6, 2019

- Terminated the contract of LB Jamie Collins Sr.

MARCH 8, 2019

- Tendered DL Trevon Coley as exclusive rights free agent.
- Tendered DB Jermaine Whitehead as exclusive rights free agent.
- Tendered WR Rashard Higgins as restricted free agent.

MARCH 11, 2019

- Terminated the contract of TE Darren Fells.

MARCH 12, 2019

- Re-signed DL Carl Davis.

MARCH 13, 2019

- Traded DB Jabrill Peppers, OL Kevin Zeitler, 2019 first round pick and 2019 third round pick to New York Giants for WR Odell Beckham Jr. and DL Olivier Vernon.
- Re-signed LB Ray-Ray Armstrong.

MARCH 14, 2019

- Signed TE Demetrius Harris as unrestricted free agent.
- Signed OL Eric Kush as unrestricted free agent.
- Signed DL Sheldon Richardson as unrestricted free agent.
- Signed LB Adarius Taylor as unrestricted free agent.

MARCH 15, 2019

- Signed OL Kendall Lamm as unrestricted free agent.

MARCH 19, 2019

- Re-signed DB Phillip Gaines.

MARCH 22, 2019

- Signed OL Bryan Witzmann.

APRIL 1

- Traded DL Emmanuel Ogbah to Kansas City for DB Eric Murray.
- Signed DL Trevon Coley as exclusive rights free agent.
- Signed DB Jermaine Whitehead as exclusive rights free agent.
- Signed WR Rashard Higgins as restricted free agent.
- Signed DB Juston Burris.
- Waived DB Derrick Kindred.
- Waived WR Ricardo Louis.
- Waived DB Howard Wilson.

APRIL 3

- Signed FB/TE Orson Charles.

APRIL 5

- Signed DB Morgan Burnett.
- Signed QB Garrett Gilbert.
- Signed WR Damon Sheehy-Guiseppi.

APRIL 25

- Signed WR Ishmael Hyman.

APRIL 26

- Traded 2019 second (49) and fifth round (144) picks to Indianapolis Colts for 2019 second (46) round pick.
- Drafted CB Greedy Williams 46th overall.
- Drafted LB Sione Takitaki 80th overall.

APRIL 27

- Drafted S Sheldrick Redwine 119th overall.
- Drafted LB Mack Wilson 155th overall
- Drafted K Austin Seibert 170th overall
- Drafted T Drew Forbes 189th overall
- Drafted CB Donnie Lewis Jr. 221st overall.

APRIL 29

- Waived OL Kyle Friend.

MAY 1

- Waived G David Bright.

MAY 2

- Signed S Sheldrick Redwine.
- Signed T Drew Forbes.
- Signed CB Donnie Lewis Jr.
- Waived DE Lenny Jones.

MAY 3

- Signed WR Dorian Baker.
- Signed QB David Blough.
- Signed TE Stephen Carlson.
- Signed T Brian Fineanganofa.
- Signed P Jamie Gillan.
- Signed RB Darrin Hall.
- Signed S J.T. Hassell.
- Signed WR D.J. Montgomery.
- Signed DE Jarrell Owens.
- Signed CB Jermaine Ponder.
- Signed DE Wyatt Ray.
- Signed LB Anthony Stubbs.
- Signed C Trevon Tate.
- Signed C Willie Wright.
- Signed LB Dedrick Young II.
- Waived LB D’Juan Hines.
- Signed K Austin Seibert.
- Signed LB Mack Wilson.

MAY 6

- Signed CB Jhavonte Dean.
- Signed RB Trayone Gray.
- Signed LB Willie Harvey.
- Waived RB Darrin Hall.
- Waived CB Ashton Lumpkin.
- Waived LB Xavier Woodson-Luster.

MAY 13

- Signed RB L.J. Scott.
- Waived RB Devante Mays.

MAY 17

- Signed RB D’Ernest Johnson.
- Waived RB L.J. Scott.

MAY 21

- Signed CB Greedy Williams.

MAY 24

- Signed LB Sione Takitaki.

MAY 28

- Waived C Trevon Tate.

JUNE 5

- Waived T Desmond Harrison.

JUNE 6

- Signed T Ka’John Armstrong.

JULY 23

- Signed C Lo Falemaka.

JULY 24

- Placed RB Kareem Hunt on active/non-football injury list.
- Placed RB Trayone Gray on active/non-football injury list.

JULY 27

- Signed RB A.J. Ouellette.
- Waived T Ka’John Armstrong.

JULY 28

- Signed C John Yarbrough.
- Waived C Lo Falemaka with an injury designation.

AUG. 2

- Signed TE Mik’Quan Deane.
- Waived WR Blake Jackson with an injury designation.

AUG. 3

- Signed DT Tracy Sprinkle.
- Waived CB Jermaine Ponder.

AUG. 6

- Waived WR Blake Jackson from injured reserve.

AUG. 8

- Traded RB Duke Johnson Jr. to Houston for undisclosed 2020 draft pick.

AUG. 9

- Signed DT Brandin Bryant.
- Signed T Travis Vornkahl.
- Waived C John Yarbrough.
- Waived DT Tracy Sprinkle.

AUG. 10

- Signed FB Joe Kerridge.

AUG. 11

- Signed TE Rico Gathers.
- Waived TE Orson Charles.

AUG. 21

- Signed WR Braxton Miller.
- Claimed S Montrel Meander via waivers from the Jets.
- Waived TE Mik’Quan Deane (non-football illness).
- Placed WR D.J. Montgomery on injured reserve.

AUG. 26

- Waived CB Jhavonte Dean.

AUG. 27, 2019

- Waived WR Jaelen Strong.

AUG. 29, 2019

- Traded 2020 5th and 6th round picks to Buffalo for G Wyatt • •
- Teller and 2021 7th round pick.

AUG. 30, 2019

- Traded 2022 undisclosed pick to Detroit for QB David Blough and 2022 undisclosed pick.

AUG. 31, 2019

- Waived WR Dorian Baker.
- Waived DT Brandin Bryant.
- Waived TE Stephen Carlson.
- Waived TE Seth DeValve.
- Waived T Brian Fineanganofa.
- Waived RB Trayone Gray.
- Waived LB Willie Harvey.
- Waived S J.T. Hassell.
- Waived WR Ishmael Hyman.
- Waived CB Robert Jackson.
- Waived K Greg Joseph.
- Waived CB Donnie Lewis Jr.
- Waived S Montrel Meander.
- Waived WR Braxton Miller.
- Waived RB A.J. Ouellette.
- Waived DE Jarrell Owens.
- Waived CB Lenzy Pipkins.
- Waived DT Brian Price.
- Waived DE Wyatt Ray.
- Waived S Tigie Sankoh.
- Waved T Brad Seaton.
- Waived WR Damon Sheehy-Guiseppi.
- Waived LB Anthony Stubbs.
- Waived T Travis Vornkahl.
- Waived LB Dedrick Young II.
- Waived WR Derrick Willies.
- Waived G Willie Wright.
- Waived DE Athony Zettel.
- Waived G Kyle Kalis with an injury designation.
- Waived FB Joe Kerridge with an injury designation.
- Terminated contract of LB Ray-Ray Armstrong.
- Terminated contract of P Britton Colquitt.
- Terminated contract of T Bryan Witzmann.
- Terminated contract of DT Carl Davis.
- WR Antonio Callaway suspended by commissioner.
- RB Kareem Hunt suspended by commissioner.
- TE Rico Gathers suspended by commissioner.
- Placed CB Phillip Gaines on injured reserve.
- Traded 2020 Undisclosed draft pick to Tennessee for WR Taywan Taylor.
- Traded 2020 undisclosed pick to Green Bay for G Justin McCray and 2020 undisclosed pick.

SEPT. 1, 2019

- Claimed LB Malik Jefferson via waivers from Cincinnati.
- Claimed TE Ricky Seals-Jones via waivers from Arizona.
- Claimed WR KhaDarel Hodge via waivers from the L.A. Rams.
- Waived S Juston Burris.
- Waived DL Trevon Coley.
- Placed Drew Forbes on injured reserve.
- Signed DT Brandin Bryant to the practice squad.
- Signed TE Stephen Carlson to the practice squad.
- Signed WR Shelton Gibson to the practice squad.
- Signed LB Willie Harvey to the practice squad.
- Signed S J.T. Hassell to the practice squad.
- Signed CB Robert Jackson to the practice squad.
- Signed WR Derrick Willies to the practice squad.
- Signed G Willie Wright to the practice squad.

SEPT. 2, 2019

- Signed T Paul Adams to the practice squad.
- Signed RB Elijah McGuire to the practice squad.

SEPT. 7, 2019

- Signed CB Donnie Lewis Jr. to the practice squad.
- Waived T Paul Adams from the practice squad.

SEPT. 10, 2019

- Waived TE Rico Gathers.

SEPT. 12, 2019

- Signed G Colby Gossett to the practice squad.
- Waived CB Donnie Lewis Jr. from the practice squad.
- Terminated the contract of G Kyle Kalis.

SEPT. 16, 2019

- Signed RB Elijah McGuire to the active roster from the practice squad.
- Placed QB Drew Stanton on injured reserve.

SEPT. 18, 2019

- Signed G Malcolm Pridgeon to the practice squad.

SEPT. 19, 2019

- Waived RB Elijah McGuire.

SEPT. 20, 2019

- Claimed S Juston Burris via waivers from the Oakland.
- Placed TE David Njoku on injured reserve.
- Signed CB Robert Jackson to active roster from the practice squad.
- Signed CB Donnie Lewis Jr. to the practice squad.

SEPT. 21, 2019

- Signed LB Willie Harvey to active roster from the practice squad.
- Placed LB Christian Kirksey on injured reserve.
- Signed RB Elijah McGuire to the practice squad.

OCT. 4, 2019

- Placed LB Willie Harvey on injured reserve.

OCT. 7, 2019

- Activated WR Antonio Callaway to 53-man roster.

OCT. 11

- Signed QB Eric Dungey to the practice squad.
- Placed WR Derrick Willies on practice squad/injured.

OCT. 15

- Traded C Austin Corbett to the Los Angeles Rams in exchange for an undisclosed 2021 draft pick.

OCT. 18

- Waived FB Joe Kerridge from injured reserve.

PUNT RETURNED FOR A TD

By Browns
Travis Benjamin, 78 yards (9/20/15 vs. TEN)

By Opponent
Kaelin Clay, 82 yards (11/30/15 vs. BAL)

KICKOFF RETURNED FOR A TD

By Browns
Joshua Cribbs, 100 yards & 103 yards (12/20/09 at KC)

By Opponent
JuJu Smith-Schuster, 96 yards (12/31/17 at PIT)

INTERCEPTION RETURNED FOR A TD

By Browns
Jason McCourty, 56 yards (10/15/17 at HOU)

By Opponent
Zach Cunningham, 38 yards (12/2/18 at HOU)

TWO INTERCEPTIONS IN SAME GAME

By Browns
Denzel Ward (9/9/18 vs. PIT)

By Opponent
Jimmy Smith (12/30/18 at BAL)

THREE INTERCEPTIONS IN SAME GAME

By Browns
Anthony Henry (11/18/01 at BAL)

By Opponent
Kevin Byard (10/22/17 vs. TEN)

FUMBLE RETURNED FOR A TD

By Browns
Craig Robertson, recovered in end zone (12/7/14 vs. IND)

By Opponent
Brandon Williams, recovered in end zone (12/17/17 vs. BAL)

PUNT BLOCK RETURNED FOR A TD

By Browns
Andre King, 28 yards (11/30/03 at SEA)

By Opponent
Anthony Chickillo 16 yards (9/10/17 vs. PIT)

PUNT BLOCKED

By Browns
Marlon Moore (11/5/15 at CIN)

By Opponent
Davis Moore (10/13/19 vs. SEA)

SHUTOUT SCORED

By Browns
at Cleveland 8, Buffalo 0 (12/16/07)

By Opponent
vs. Cincinnati 30, Cleveland 0 (12/14/14)

PAT UNSUCCESSFUL

By Browns
Austin Seibert (hit left upright) (10/13/19 vs. SEA)

By Opponent
Jason Myers (hit right upright) (10/13/19 vs. SEA)

TWO-POINT CONVERSION

By Browns
Demetrius Harris reception (10/13/19 vs. SEA)

By Opponent
Cody Core pass from Jeff Driskel (12/23/18 vs. CIN)

FIELD GOAL BLOCKED

By Browns
Tavierre Thomas (10/7/19 at SF)

By Opponent
T.J. Watt (9/9/18 vs. PIT)

FIELD GOAL BLOCKED RETURNED FOR TD

By Browns
Leigh Bodden, 59 yards (11/13/05 at PIT)

By Opponent
Will Hill III, 62 yards (11/30/15 vs. BAL)

SAFETY SCORED

By Browns
Trevon Coley tackled Peyton Barber in the end zone (10/21/18 at TB)

By Opponent
Baker Mayfield sacked in the end zone (9/8/19 vs. TEN)

100 YARDS RUSHING

By Browns
Nick Chubb, 122 yards (10/13/19 vs. SEA)

By Opponent
Matt Breida, 114 yards (10/7/19 at SF)

100 YARDS RUSHING IN A HALF

By Browns
Nick Chubb, 131 yards in second half (9/29/19 at BAL)

By Opponent
James Conner, 113 yards in second half (10/28/18 at PIT)

200 YARDS RUSHING

By Browns
Jerome Harrison, 286 yards (12/20/09 at KC)

By Opponent
Ahmad Bradshaw, 200 yards (10/7/12 at NYG)

BACK-TO-BACK 100-YARD RUSHING GAMES

By Browns
Nick Chubb, 100 (12/15/18 at DEN), Nick Chubb, 112 (12/23/18 vs. CIN)

By Opponent
Jeremy Hill, 111 (12/11/16 vs. CIN), LeSean McCoy, 153 (12/18/16 vs. BUF)

TWO 100-YARD RUSHERS IN SAME GAME

By Browns
Leroy Kelly (113) & Ernie Green (103) (10/8/66 vs. PIT)

By Opponent
Arian Foster (124) & Ben Tate (115) (11/6/11 at HOU)

TWO RUSHING TOUCHDOWNS

By Browns
Nick Chubb (3) (9/29/19 at BAL)

By Opponent
Lamar Jackson (12/30/18 at BAL)

THREE RUSHING TOUCHDOWNS

By Browns
Nick Chubb (9/29/19 at BAL)

By Opponent
Melvin Gordon III (10/14/18 vs. LAC)

FOUR RUSHING TOUCHDOWNS

By Browns
Jamal Lewis (11/4/07 vs. SEA)

By Opponent
None

SUCCESSFUL ONSIDE KICK

By Browns
October 16, 2016 (at TEN)

By Opponent
December 8, 2013 (at NE)

OT GAME WON

By Browns
Cleveland 12 vs. Baltimore 9 (10/7/18)

By Opponent
Tampa Bay 26 vs. Cleveland 23 (10/21/18)

300 YARDS PASSING

By Browns
Baker Mayfield, 325 yards (20-30, 1 TD, 1 INT) (9/29/19 at BAL)

By Opponent
Matt Ryan, 330 yards (38-52, 2 TD) (11/11/18 vs. ATL)

BACK-TO-BACK 300-YARD PASSING GAMES

By Browns
Josh McCown, 457 yards (36-51, 2 TD) (10/11/15 at BAL), Josh McCown, 356 yards (32-41, 2 TD) (10/4/15 at SD)

By Opponent
Matt Ryan, 330 yards (38-52, 2 TD) (11/11/18 vs. ATL), Patrick Mahomes, 375 yards (23-32, 3 TD, INT) (11/4/18 vs. KC)

400 YARDS PASSING

By Browns
Josh McCown, 457 yards (36-51, 2 TD) (10/11/15 at BAL)

By Opponent
Derek Carr, 437 yards (35-58, 4 TD, 2 INT) (9/30/18 at OAK)

200 YARDS PASSING IN A HALF

By Browns
Baker Mayfield, 211 yards in first half (10/13/19 vs SEA)

By Opponent
Russell Wilson, 205 yards in first half (10/13/19 vs SEA)

THREE TOUCHDOWN PASSES

By Browns
Baker Mayfield (12/30/18 at BAL)

By Opponent
Patrick Mahomes (11/4/18 vs. KC)

FOUR TOUCHDOWN PASSES

By Browns
Baker Mayfield (11/25/18 at CIN)

By Opponent
Derek Carr (9/30/18 at OAK)

FIVE TOUCHDOWN PASSES

By Browns
Derek Anderson (9/16/07 vs. CIN)

By Opponent
Matthew Stafford (11/22/09 at DET)

SIX TOUCHDOWN PASSES

By Browns
None

By Opponent
Carson Palmer (9/16/07 vs. CIN)

100 YARDS RECEIVING

By Browns

Odell Beckham, 101 yards (10/13/19 vs. SEA)

By Opponent

A.J. Brown, 100 yards (9/8/19 vs. TEN)

100 YARDS RECEIVING IN A HALF

By Browns

Jarvis Landry, 126 yards in first half (9/29/19 at BAL)

By Opponent

JuJu Smith-Schuster, 127 yards in first half (12/31/17 at PIT)

TWO 100-YARD RECEIVERS IN SAME GAME

By Browns

Josh Gordon (151) & Jordan Cameron (121) (12/8/13 at NE)

By Opponent

Amari Cooper (128) & Jared Cook (110) (9/30/18 at OAK)

BACK-TO-BACK 100-YARD RECEIVING GAMES

By Browns

Terrelle Pryor Sr., 144 yards (9/25/16 at MIA), Corey Coleman, 104 yards (9/18/16 vs. BAL)

By Opponent

Tyrell Williams, 118 yards (10/14/18 vs. LAC), Mike Evans, 107 yards (10/21/18 at TB)

200 YARDS RECEIVING

By Browns

Josh Gordon, 261 yards (12/1/13 vs. JAX)

By Opponent

Terrell Owens, 222 yards (10/3/10 vs. CIN)

TWO RECEIVING TOUCHDOWNS

By Browns

Duke Johnson Jr. (11/4/18 vs. KC)

By Opponent

Travis Kelce (11/4/18 vs. KC)

THREE RECEIVING TOUCHDOWNS

By Browns

Jordan Cameron (9/22/13 at MIN)

By Opponent

Martellus Bennett (10/9/16 vs. NE)

500 YARDS TOTAL OFFENSE

By Browns

530 yards (9/29/19 at BAL)

By Opponent

565 yards (9/30/18 at OAK)

TWO SACKS

By Browns

Myles Garrett (10/13/19 vs. SEA)

By Opponent

Cameron Wake (9/8/19 vs. TEN)

THREE SACKS

By Browns

Myles Garrett (9/16/19 at NYJ)

By Opponent

T.J. Watt (9/9/18 vs. PIT)

FOUR SACKS

By Browns

Andra Davis (11/9/03 at KC)

By Opponent

Elivs Dumervil (9/20/09 at DEN)

THREE FIELD GOALS

By Browns

Austin Seibert (9/16/19 at NYJ)

By Opponent

Justin Tucker (4) (12/30/18 at BAL)

FOUR FIELD GOALS

By Browns

Travis Coons (1/3/16 vs. PIT)

By Opponent

Justin Tucker (12/30/18 at BAL)

FIVE FIELD GOALS

By Browns

Phil Dawson (11/4/12 vs. BAL)

By Opponent

Ka'imi Fairbairn (12/2/18 at Hou)

SIX FIELD GOALS

By Browns

Phil Dawson (11/5/06 at SD)

By Opponent

None

2019 PLAYER PARTICIPATION

WEEK DATE OPP	1 9/8 TEN	2 9/16 @NYJ	3 9/22 LAR	4 9/29 @BAL	5 10/7 @SF	6 10/13 SEA	7 10/27 @NE	8 11/3 @DEN	9 11/10 CIN	10 11/14 PIT	12 11/24 MIA	13 12/1 @PIT	14 12/8 CIN	15 12/15 @ARI	16 12/22 BAL	17 12/29 @CIN	GP	GS	DNP	IA
Adams, Paul	PS	Not on team - Released from practice squad on 9/7															0	0	0	0
Avery, Genard	IA	IA	SUB	IA	IA	IA											1	0	0	5
Beckham Jr., Odell	WR	WR	WR	WR	WR	WR											6	6	0	0
Bitonio, Joel	LG	LG	LG	LG	LG	LG											6	6	0	0
Brown, Pharaoh	SUB	SUB	TE	TE	TE	TE											6	4	0	0
Bryant, Brandin	PS	PS	PS	PS	PS	PS											0	0	0	0
Burnett, Morgan	S	S	IA	IA	S	S											4	4	0	2
Burris, Juston	Not on team		DB	SUB	SUB	SUB											4	1	0	1
Callaway, Antonio	Suspended				SUB	SUB											2	0	0	0
Carlson, Stephen	PS	PS	PS	PS	PS	PS											0	0	0	0
Carrie, T.J.	SUB	SUB	CB	CB	CB	CB											6	4	0	0
Chubb, Nick	RB	RB	RB	RB	RB	RB											6	6	0	0
Corbett, Austin	IA	IA	SUB	SUB	SUB	IA											3	0	0	3
Ekuele, Daniel	SUB	SUB	SUB	SUB	SUB	SUB											6	0	0	0
Falemaka, Lo	IR - R. on 7/28																0	0	0	0
Forbes, Drew	IR - R. on 9/2																0	0	0	0
Gaines, Phillip	IR - R. on 8/31																0	0	0	0
Garrett, Myles	DE	DE	DE	DE	DE	DE											6	6	0	0
Gathers, Rico	Suspended	Not on team - Released from practice squad on 9/10															0	0	0	0
Gibson, Shelton	PS	PS	PS	PS	PS	PS											0	0	0	0
Gilbert, Garrett	IA	DNP	DNP	DNP	SUB	DNP											1	0	3	1
Gillan, Jamie	P	P	P	P	P	P											6	0	0	0
Gossett, Colby	PS	PS	PS	PS	PS	PS											0	0	0	0
Harris, Demetrius	SUB	SUB	TE	SUB	SUB	SUB											6	1	0	0
Harvey, Willie	PS	PS	SUB	SUB	IR - R. on 10/5												2	0	0	0
Hassell, J.T.	PS	PS	PS	PS	PS	PS											0	0	0	0
Higgins, Rashard	WR	IA	IA	IA	IA	SUB											1	1	0	4
Hilliard, Dontrell	SUB	IA	SUB	SUB	SUB	SUB											5	0	0	1
Hodge, KhaDarel	SUB	SUB	SUB	SUB	SUB	SUB											6	0	0	0
Hubbard, Chris	RT	RT	IA	RT	RT	RT											5	5	0	1
Hughlett, Charley	LS	LS	LS	LS	LS	LS											6	0	0	0
Hunt, Kareem	Suspended																0	0	0	0
Jackson, Robert	PS	PS	SUB	SUB	SUB	SUB											4	0	0	0
Jefferson, Malik	SUB	SUB	SUB	SUB	SUB	SUB											6	0	0	0
Johnson, D'Ernest	SUB	SUB	SUB	SUB	SUB	SUB											6	0	0	0
Kalis, Kyle	IR - R. on 8/31																0	0	0	0
Kerridge, Joe	IR - R. on 8/30																0	0	0	0
Kirksey, Christian	WILL	WILL	IR - R. on 9/21														2	2	0	1
Kush, Eric	RG	RG	RG	RG	RG	RG											6	6	0	0
Lamm, Kendall	SUB	IA	IA	IA	IA	IA											1	0	0	5
Landry, Jarvis	WR	WR	WR	WR	WR	WR											6	6	0	0
Lawrence, Devaroe	SUB	SUB	SUB	SUB	SUB	SUB											6	0	0	0
Lewis, Donnie	PS	Not on team		PS	PS	PS											0	0	0	0
Mayfield, Baker	QB	QB	QB	QB	QB	QB											6	6	0	0
McCray, Justin	SUB	DNP	RT	SUB	SUB	SUB											5	1	1	0
McGuire, Elijah	PS	DNP	PS	PS	PS	PS											0	0	1	0
Mitchell, Terrance	SUB	SUB	CB	CB	CB	CB											6	4	0	0
Montgomery, D.J.	IR - R. on 8/21																0	0	0	1
Murray, Eric	SUB	S	S	S	SUB	SUB											6	3	0	0
Njoku, David	TE	SUB	IR - R. on 9/20														2	1	0	0
Ogunjobi, Larry	DT	DT	DT	DT	DT	DT											6	6	0	0
Randall, Damarius	S	IA	IA	S	S	S											4	4	0	2
Ratley, Damion	SUB	WR	SUB	WR	SUB	IA											5	2	0	1
Redwine, Sheldrick	SUB	SUB	DNP	IA	IA	SUB											3	0	1	2
Richardson, Sheldon	DT	DT	DT	DT	DT	DT											6	6	0	0
Robinson, Greg	LT	LT	LT	LT	LT	LT											6	6	0	0
Sankoh, Tigie#	PS	PS	PS	PS	PS	PS											0	0	0	0
Schobert, Joe	MIKE	MIKE	MIKE	MIKE	MIKE	MIKE											6	6	0	0
Seals-Jones, Ricky	IA	SUB	SUB	SUB	SUB	TE											5	1	0	1
Seibert, Austin	SUB	SUB	SUB	SUB	SUB	SUB											6	0	0	0
Smith, Chris	SUB	SUB	SUB	SUB	SUB	SUB											5	0	1	0
Stanton, Drew	DNP	IR - R. on 9/16															0	0	1	0
Takitaki, Sione	IA	SUB	SUB	SUB	SUB	SUB											5	0	0	1
Taylor, Adarius	SUB	IA	SUB	SUB	SUB	SUB											5	0	0	1
Taylor, Taywan	IA	WR	SUB	SUB	IA	IA											3	1	0	3
Teller, Wyatt	IA	SUB	SUB	SUB	SUB	SUB											5	0	0	1
Thomas, Chad	SUB	SUB	SUB	SUB	SUB	SUB											6	0	0	0
Thomas, Tavierre	SUB	SUB	SUB	SUB	SUB	SUB											6	0	0	0
Tretter, JC	C	C	C	C	C	C											6	6	0	0
Vernon, Olivier	DE	DE	DE	DE	DE	DE											6	6	0	0
Ward, Denzel	CB	CB	IA	IA	IA	IA											2	2	0	4
Whitehead, Jermaine	S	S	S	S	S	DB											6	6	0	0
Williams, Greedy	CB	CB	IA	IA	IA	IA											2	2	0	4
Willies, Derrick	PS	PS	PS	PS	PS	IR - R. on 10/10											0	0	0	0
Wilson, Mack	SUB	SUB	WILL	WILL	WILL	WILL											6	4	0	0
Wright, Willie	PS	PS	PS	PS	PS	PS											0	0	0	0

WEEK 1, GAME 1

**TITANS 43
BROWNS 13**

Sept. 8, 2019

FirstEnergy Stadium, Cleveland, OH.



The Cleveland Browns fell to the Tennessee Titans in Cleveland's season-opener for the 2019 season, 43-13. The Browns started the game with an efficient opening-drive, going 73 yards on 8 plays in 4:49, ending in a Dontrell Hilliard rushing touchdown to put the Browns ahead early on. After a missed PAT by Austin Seibert, the Browns led 6-0. The ensuing Titans drive would result in a Cairo Santos 37-yard field goal to put the Titans on the board, 6-3. The Titans would take the lead in the second quarter after stringing together an 11-play, 87-yard drive ending in a 1 yd. rushing touchdown by Derrick Henry, putting the Titans in front, 10-6. After trading possessions, the Titans would pin the Browns deep into their zone, ending with a sack in the end zone for a safety by Cameron Wake, to extend their lead to 12-6 heading into halftime. Receiving the ball to start the second half, the Titans would make it a two-possession game, 15-6, as Santos was successful from 53 yards out. Late into the third quarter the Browns would find the end zone again, this time through the air as Baker Mayfield found David Njoku on a quick pass at the goal line. With just over two minutes remaining in the third quarter, the Browns trailed 15-13. The Titans wasted no time with their response as Marcus Mariota's screen pass to Henry out of the backfield would go for 75 yards. Mariota found Delanie Walker in the end zone twice in the fourth quarter. Mariota's touchdown passes, just 3:29 apart, put the Titans up 36-13 with 9:03 remaining. With just over three minutes remaining, Malcolm Butler would intercept a Mayfield pass intended for Jarvis Landry, and return it 38 yards for a touchdown, further extending their lead and putting a cap on the contest, 43-13.

TEAM	1	2	3	4	F
Tennessee	3	9	10	21	43
Cleveland	6	0	7	0	13

SCORING SUMMARY

TEAM Q TIME PLAY

Browns	1	10:11	D.Hilliard 4 yd. run (kick failed, wr)
Titans	1	6:32	C.Santos 37 yd. Field Goal (7-73, 3:39)
Titans	2	9:39	D.Henry 1 yd. run (C.Santos kick) (11-87, 5:10)
Titans	2	1:42	B.Mayfield sacked in the end zone by C.Wake for a Safety
Titans	3	11:53	C.Santos 53 yd. Field Goal (5-44, 3:07)
Browns	3	2:10	D.Njoku 3 yd. pass from B. Mayfield (A. Seibert kick) (6-61, 3:42)
Titans	3	1:57	D.Henry 75 yd. pass from M.Mariota (C.Santos kick) (1-75, 0:13)
Titans	4	12:32	De.Walker 11 yd. pass from M.Mariota (C.Santon kick) (4-35, 1:39)
Titans	4	9:03	De.Walker 7 yd. pass from M.Mariota (C.Santos kick) (4-34, 2:14)
Titans	4	3:02	M.Butler 38 yd. interception return (C.Santos kick)

TEAM STATISTICS

	TEN	CLE
FIRST DOWNS:	21	19
TIME OF POSSESSION:	29:18	30:42
TOTAL NET YARDS: (RU/PA):	339 (123/216)	346 (102/244)
SACKS/YARDS	5/41	4/32
PUNTS/AVERAGE:	6-46.2	5-46.6
PENALTIES/YARDS:	6-54	18-182
FUMBLES/LOST:	0/0	0/0

INDIVIDUAL STATISTICS

PASSING: TEN: M.Mariota 14-24-248 (3 TD); CLE: B.Mayfield 25-38-285 (TD, 3 INT).

RUSHING: TEN: D.Henry 19-84 (TD), M.Mariota 3-24, J.Smith 1-10, D.Lewis 3-7, R.Tannehill 2-(-2); CLE: N.Chubb 17-75, D.Johnson 1-13, J. Landry 1-10, D.Hilliard 1-4 (TD).

RECEIVING: TEN: De.Walker 5-55 (2 TD), A.Brown 3-100, D.Lewis 3-6, D.Henry 1-75 (TD), J.Smith 1-7, A.Humphries 1-5; CLE: O.Beckham 7-71, J.Landry 4-67, D.Njoku 4-37, N.Chubb 3-10, R.Higgins 2-46, D.Johnson 2-23, D.Ratley 2-17, D.Hilliard 1-14.

WEEK 2, GAME 2

**BROWNS 23
JETS 3**

Sept. 16, 2019

MetLife Stadium, East Rutherford, N.J.



The Cleveland Browns picked up their first win of the 2019 with a dominant 23-3 victory over the New York Jets on Monday Night Football. Similar to the season-opener against the Titans, the Browns were able to drive down the field on the opening possession of the play and put point on the board, this time coming from a 23-yard field goal from rookie Austin Seibert. After forcing a quick three-and-out, the Browns would improve their led to 6-0 after a 48-yard field goal from Seibert. Without starting quarterback Sam Darnold, the Jets were led out the tunnel to start the game by Trevor Siemian, but an injury to Siemian in the second quarter would result in Luke Falk coming into the game at quarterback for the Jets. Led by Myles Garrett, the Browns defense were able to control the game for the most part and apply pressure at all times to the Jets. Garrett led the Browns in sacks with three on the night. Nick Chubb would get his first touchdown of the 2019 season when he ran 19 yards to the end zone early in the second quarter, further extending Cleveland's lead to 13-0. The Jets avoided the shutout in the second quarter when Sam Ficken kicked the ball through the uprights from 46 yards out. After a third field goal from Seibert, this time from 3 yards, the Browns led 16-3 at halftime. Back and forth, defensive stops to open up the third quarter saw the Browns lead 16-3 towards the end of the third quarter. QB Baker Mayfield extended his streak of at least one touchdown pass in 15 consecutive games to start his career when he found WR Odell Beckham Jr. on a short pass over the middle, resulting in an 89-yard touchdown reception for Beckham. This was a career-long touchdown reception for Beckham and put the cap on the contest at 23-3. The Browns advanced to 1-1 while the Jets fell to 0-2.

TEAM	1	2	3	4	F
Cleveland	6	10	7	0	23
New York	0	3	0	0	3

SCORING SUMMARY

TEAM Q TIME

Browns	1	10:27	A.Seibert 23 yd. Field Goal (11-76, 4:33)
Browns	1	6:15	A.Seibert 48 yd. Field Goal (6-22, 2:32)
Browns	2	10:16	N.Chubb 19 yd. run (A.Seibert kick) (5-53, 3:07)
Jets	2	2:56	S.Ficken 46 yd. Field Goal (11-47, 7:20)
Browns	2	0:00	A.Seibert 43 yd. Field Goal (5-15, 0:35)
Browns	3	3:32	O.Beckham 89 yd. pass from B.Mayfield (A.Seibert kick) (1-89, 0:11)

TEAM STATISTICS

	CLE	NYJ
FIRST DOWNS:	16	13
TIME OF POSSESSION:	29:41	30:19
TOTAL NET YARDS: (RU/PA):	375 (70/305)	262 (93/169)
SACKS/YARDS	4-32	3-20
PUNTS/AVERAGE:	6-38.5	7-47.0
PENALTIES/YARDS:	9-85	12-89
FUMBLES/LOST:	0/0	1/1

INDIVIDUAL STATISTICS

PASSING: CLE: B.Mayfield 19-35-325 (TD); NYJ: L.Falk 20-25-198, T.Siemian 3-3-3.

RUSHING: CLE: N.Chubb 18-62 (TD), D.Johnson 3-8; NYJ: L.Bell 21-68, T.Montgomery 3-25.

RECEIVING: CLE: 6-161 (TD), N.Chubb 4-36, J.Landry 3-32, D.Ratley 2-50, D.Harris 1-4; NYJ: L.Bell 10-61, Ro.Anderson 4-81, J.Crowder 4-40, T.Montgomery 3-15, J.Bellamy 1-5, D.Thomas 1-(-1).

WEEK 3, GAME 3


RAMS 20
BROWNS 13

Sept. 22, 2019

FirstEnergy Stadium, Cleveland, OH.



The Cleveland Browns were defeated by the Los Angeles Rams on Sunday night falling short, 20-13. In its first Sunday night game since the 2008 season, Cleveland welcomed the defending NFC Champion Los Angeles Rams, their first meeting since 2015. The defenses came to play to start the game, with teams trading possessions and punting early on. The Rams would be the first team to get on the board when K Greg Zuerlein's field goal attempt was good from 53 yards. The Browns would respond with a field goal of their own early in the second quarter when K Austin Seibert's attempt from 23 yards went through the uprights, capping off a 13-play, 70-yard drive lasting 7:25. After trading possessions and both teams punting, the Rams would find themselves in the Cleveland red zone, but Zuerlein's attempt from 48 yards out went wide right, keeping the score at 3-3 halfway through the second quarter. With 0:28 remaining in the half, DE Myles Garrett would record his sixth sack of the season, forcing a fumble, recovered by LB Joe Schobert and returned to the LAR 17. This forced fumble and return would set up another Seibert field goal. Seibert was successful from 35 yards out, putting the Browns up 6-3 at the half. Los Angeles wasted no time to start the second half to regain the lead. Capping off a 10-play, 75-yard drive, Goff found WR Cooper Kupp for the first of his two touchdowns on the night to put the Rams in front, 10-6. Cleveland showed no signs of going away on the ensuing drive, marching down the field 75 yards on 11 plays and capping it off with a 2 yd. TD pass to TE Demetrius Harris from Baker Mayfield in the back of the end zone to regain the lead, 13-10. Holding the lead, CB T.J. Carrie's diving effort was enough to intercept Goff and regain possession for the Browns. After trading possessions, the Rams found the end zone for the second time on the night when Kupp caught his second touchdown of the night, putting the Rams back into the lead 17-13. After forcing the Browns to punt, Los Angeles would reinforce their lead with a 37-yd. field goal from Zuerlein, extending the score to 20-13. S Juston Burris intercepted a Goff pass with under three minutes remaining to give the Browns one final possession with 2:46 remaining. The Browns found themselves on the LAR 4 with 0:43 remaining, but a defensive stand by Los Angeles would close out game.

TEAM	1	2	3	4	F
Los Angeles	3	0	7	10	20
Cleveland	0	6	7	0	13

SCORING SUMMARY

TEAM Q TIME PLAY

Rams	1	4:06	G.Zuerlein 53 yd. Field Goal (11-51, 4:58)
Browns	2	11:41	A.Seibert 23 yd. Field Goal (13-70, 7:25)
Browns	2	0:00	A.Seibert 35 yd. Field Goal (4-0, 0:18)
Rams	3	10:40	K.Kupp 11 yd. pass from J.Goff (G.Zuerlein kick) (10-75, 4:20)
Browns	3	4:37	D.Harris 2 yd. pass from B.Mayfield (A.Seibert kick) (11-75, 6:03)
Rams	4	12:48	C.Kupp 6 yd. pass from J.Goff (G.Zuerlein kick) (8-72, 4:12)
Rams	4	6:37	G.Zuerlein 37 yd. Field Goal (9-43, 2:37) 20 13

TEAM STATISTICS

	LAR	CLE
FIRST DOWNS:	20	18
TIME OF POSSESSION:	28:23	31:37
TOTAL NET YARDS: (RU/PA):	345 (90/255)	270 (95/175)
SACKS/YARDS	3/20	2/14
PUNTS/AVERAGE:	2-39.5	6-40.0
PENALTIES/YARDS:	7-50	8-60
FUMBLES/LOST:	1/1	1/0

INDIVIDUAL STATISTICS

PASSING: CLE: B.Mayfield 18-36-195 (TD, INT); **LAR:** J.Goff 24-38-269 (2 TD, 2 INT)

RUSHING: CLE: N.Chubb 23-96, B.Mayfield 1-(-1); **LAR:** T.Gurley 14-43, R.Woods 2-18, J.Goff 4-14, B.Cooks 1-8, M.Brown 3-7;

RECEIVING: CLE: O.Beckham 6-56, N.Chubb 4-35, J.Landry 3-62, D.Ratley 3-26, R.Seals-Jones 1-14, D.Harris 1-2 (TD); **LAR:** C.Kupp 11-102 (2 TD), B.Cooks 8-112, R.Woods 3-40, G.Everett 2-15.

WEEK 4, GAME 4


BROWNS 40
RAVENS 25

Sep. 29, 2019

M&T Bank Stadium, Baltimore, MD.



The Cleveland Browns defeated the divisional-rival Baltimore Ravens on Sunday afternoon, 40-25. Cleveland was first to put points on the board when QB Baker Mayfield found TE Ricky Seals-Jones on a shallow crossing route in space for a touchdown with 2:50 remaining in the first quarter. After Ravens CB Maurice Canaday intercepted Mayfield, the Raven were able find the end zone with 1:55 to go in the first half. QB Lamar Jackson's 9-yd. TD pass over the middle was hauled in by WR Miles Boykin. Cleveland responded well to the Ravens' late score by running a 10-play, 81-yard drive in just 1:47 that was capped off by a 24-yd. field goal from K Austin Seibert to the put the Browns in front, 10-7, entering halftime. Baltimore opened the second half with the ball and tied the game at 10-10 with a 41-yd. field goal from Ravens K Justin Tucker. Cleveland's ensuing drive took just 1:34 off the clock as they went 75 yards in three plays. On second and eight from the CLE 27, Mayfield found Seals-Jones in a soft spot of the Ravens' zone coverage, sending Seals-Jones down the field for a 59-yd. reception. On the next play, RB Nick Chubb scored his fourth rushing touchdown on the season, side-stepping and breaking tackles on a 14-yd. run to the end zone. The following drive for the Ravens had promise as they traveled 43 yards on six plays before S Jermaine Whitehead forced a fumble from Ravens RB Mark Ingram II, with DE Chad Thomas recovering. The Browns, now up 17-10, doubled their lead when Chubb capped off an 8-play, 74-yard drive, scoring his second touchdown on the afternoon. Baltimore's ensuing drive was their longest of the game, when they went 75 yards in 14 plays, spanning 6:02. Jackson's pass over the middle in the end zone to TE Mark Andrews, followed by a converted two-point attempt from Ingram, made the divisional clash a one-possession game with 9:51 remaining in the contest. Backed up to their own 12-yard line, Chubb and the Browns wasted no time with their response as a toss to the right for Chubb saw him find a gap in the line as he sprinted 88 yards for a touchdown to regain a two-possession. After a failed two-point attempt from Cleveland, the Browns led 30-18 with 9:35 remaining. Just 1:15 later, the Browns were able to make a defensive stand in the middle of the field as the Ravens turned the ball over on downs. The Browns capitalized and turned it into three points when Seibert was successful from 43 yards, extending Cleveland's lead to 33-18 with 6:56 remaining in the game. On first and 10 from the BAL 46, Jackson looked deep over the middle for Andrews but was intercepted by Whitehead with 5:52 remaining. The Ravens were able to force a three-and-out from the Browns, but their next drive would end in another turnover as DE Devaroe Lawrence recorded his first career interception as he was able to tip Jackson's pass and haul it in himself. RB Dontrell Hilliard capped off the Browns following drive with a 1-yd. TD rush, his second of the season, to put the Browns in front 40-18. Ravens WR Willie Snead caught a short pass from Jackson and turned it up field for a 50-yd. TD catch with 0:30 remaining in the game to make it 40-25.

TEAM	1	2	3	4	F
Cleveland	7	3	14	16	25
Baltimore	0	7	3	15	40

SCORING SUMMARY

TEAM Q TIME PLAY

Browns	1	2:50	R.Seals-Jones 9 yd. pass from B.Mayfield (A.Seibert kick) (13-84, 8:31)
Ravens	2	1:55	M.Boykin 9 yd. pass from L.Jackson (J.Tucker kick) (7-58, 3:40)
Browns	2	0:08	A.Seibert 24 yd. Field Goal (10-81, 1:47)
Ravens	3	11:15	J.Tucker 41 yd. Field Goal (8-62, 3:45)
Browns	3	9:41	N.Chubb 14 yd. run (A.Seibert kick) (3-75, 1:34)
Browns	3	0:53	N.Chubb 2 yd. run (A.Seibert kick) (8-74, 5:18)
Ravens	4	9:51	M.Andrews 8 yd. pass from L.Jackson (M.Ingram run) (14-75, 6:02)
Browns	4	9:35	N.Chubb 88 yd. run (pass failed) (1-83, 0:16)
Browns	4	6:56	A.Seibert 43 yd. Field Goal (4-6, 1:19) 33 18
Browns	4	2:14	D.Hilliard 1 yd. run (A.Seibert kick) (6-39, 3:07)
Ravens	4	0:30	W.Snead 50 yd. pass from L.Jackson (5-79, 1:44)

TEAM STATISTICS

	CLE	BAL
FIRST DOWNS:	22	24
TIME OF POSSESSION:	30:17	29:43
TOTAL NET YARDS: (RU/PA):	530 (193/337)	395 (173/222)
SACKS/YARDS	4/25	1/5
PUNTS/AVERAGE:	3-42.3	3-43.7
PENALTIES/YARDS:	6-41	3-15
FUMBLES/LOST:	0-0	2-1

INDIVIDUAL STATISTICS

PASSING: CLE: B.Mayfield 20-30-342 (TD, INT), O.Beckham 1-0-0; **BAL:** L.Jackson 24-34-243 (3 TDs, 2 INT).

RUSHING: CLE: N.Chubb 20-165 (3 TDs), D.Hilliard 6-27 (TD), B.Mayfield 3-1; **BAL:** M.Ingram 12-71, L.Jackson 9-66, G.Edwards 6-28, J.Hill 2-8.

RECEIVING: CLE: J.Landry 8-167, R.Seals-Jones 3-82 (TD), N.Chubb 3-18, D.Hilliard 2-27, O.Beckham 2-20, P.Brown 1-18, D.Ratley 1-10; **BAL:** S.Roberts 4-36, M.Andrews 4-31 (TD), M.Brown 4-22, M.Boykin 3-32 (TD), W.Snead 2-61 (TD), H.Hurst 2-39, J.Hill 2-9, N.Boyle 1-9, G.Edwards 1-8, M.Ingram 1-0.

WEEK 5, GAME 5

**BROWNS 3
49ERS 31**

Oct. 7, 2019

Levi's Stadium, San Francisco, Calif.



The Cleveland Browns were defeated by the San Francisco 49ers on Monday night, 31-3. After forcing a three-and-out to open the game, the 49ers got on the board early and on their first offensive play of the game. 49ers RB Matt Breida's 83-yard rushing touchdown just 1:43 into the game opened the scoring between the teams. San Francisco was able to retain possession of the ball quickly after when 49ers CB Richard Sherman intercepted QB Baker Mayfield. The 49ers doubled their lead just past the halfway point of the first quarter when 49ers QB Jimmy Garoppolo found Breida for a 5-yard touchdown pass, Breida's second touchdown of the game. The 49ers were able to force another turnover from Mayfield, this time a forced fumble by 49ers DT DeForest Buckner. The Browns were able to put points on the board early in the second quarter when K Austin Seibert's field goal attempt from 30 yards was good. With 4:45 remaining in the second quarter, Mayfield was intercepted for the second time in the game when 49ers CB K'Waun Williams was able to grab a bobble from WR Antonio Callaway at the SF 2, and return it to midfield. Shortly after, 49ers RB Tevin Coleman put the 49ers up 21-3 with a 19-yard rushing touchdown. San Francisco extended their lead to 28-3 on the opening drive of the second half when Garoppolo threw a 22-yard touchdown pass over the middle to 49ers TE George Kittle. With 5:08 left in the game, the 49ers would score for their final points on the night, extending their lead for a final time, 31-3 with a 44-yard field goal from K Robbie Gould.

TEAM	1	2	3	4	F
Cleveland	0	3	0	0	3
San Francisco	14	7	7	3	31

SCORING SUMMARY

TEAM	Q	TIME	PLAY
49ers	1	13:37	M.Breida 83 yd. run (R.Gould kick) (1-83, 0:11)
49ers	1	6:26	M.Breida 5 yd. pass from J.Garoppolo (R.Gould kick) (8-74, 3:57)
Browns	2	11:22	A.Seibert 30 yd. Field Goal (10-51, 4:47)
49ers	2	1:54	T.Coleman 19 yd. run (R.Gould kick) (6-49, 2:51)
49ers	3	10:37	G.Kittle 22 yd. pass from J.Garoppolo (R.Gould kick) (9-90, 4:23)
49ers	4	5:08	R.Gould 44 yd. Field Goal (4-3, 1:54)

TEAM STATISTICS

	CLE	SF
FIRST DOWNS:	9	22
TIME OF POSSESSION:	22:17	37:43
TOTAL NET YARDS: (RU/PA):	180(102/78)	446(275/171)
SACKS/YARDS	2/10	4/42
PUNTS/AVERAGE:	7/56.7	4/44.0
PENALTIES/YARDS:	7/55	4/34
FUMBLES/LOST:	3/2	1/0

INDIVIDUAL STATISTICS

PASSING: CLE: B.Mayfield 8-22-100 (2 INT), O.Beckham, Jr. 1-1-20, G.Gilbert 1-0-0
SF: J.Garoppolo 20-29-181 (2 TD)

RUSHING: CLE: N.Chubb 16-87, O.Beckham, Jr. 2-15; **SF:** M.Breida 11-114 (TD), T.Coleman 16-97 (TD), R.Mostert 7-34, G.Kittle 1-18, M.Goodwin 1-15, J.Garoppolo 4-(-3).

RECEIVING: CLE: J.Landry 4-75, O.Beckham, Jr. 2-27, N.Chubb 1-12, D.Johnson 1-6, D.Harris 1-0; **SF:** G.Kittle 6-70 (TD), M.Goodwin 3-41, M.Breida 3-15 (TD), K.Bourne 2-24, K.Jusczyk 2-20, R.Dwelle 2-(-3), D.Pettis 1-11, D.Samuel 1-3.

WEEK 6, GAME 6

**SEAHAWKS 32
BROWNS 28**

Oct. 13, 2019

FirstEnergy Stadium, Cleveland, Ohio



The Seattle Seahawks defeated the Cleveland Browns on Sunday afternoon, 32-28. Giving the Browns their best field position to start a game this season, RB Dontrell Hilliard returned the opening kickoff 74 yards to the SEA 26. The Browns capitalized on this with an opening-drive touchdown rush from RB N.Chubb from seven yards out to put the Browns in front, 7-0 to begin the day. Seahawks QB R.Wilson responded with 75-yard touchdown drive, ending with a 16-yard TD rush from the quarterback. K J.Meyers' PAT attempt was no good, wide right. The Browns extended their lead on the ensuing drive when QB B.Mayfield led a 10-play, 69-yard drive, capped off by a rushing touchdown of his own from 10 yards out. The Browns led 14-6 entering the second quarter and once again extended their lead to 20-6 early in the second quarter when Mayfield found TE R.Seals-Jones on a 31-yard TD pass. K A.Seibert's PAT attempt was no good, wide left. After a blocked punt and two interceptions from the Seattle defense, Meyers was good on two field goals from 38 and 20 yards out to cut into Cleveland's lead. Late in the first half, Seattle found the end zone for the second time, this time coming through the air when Wilson found WR J.Brown in the right side of the end zone from 17 yards out. After a failed two-point conversion attempt by the Seahawks, Cleveland entered halftime with a 20-18 lead. After a punt from Seattle and a fumble by Chubb, Seattle took the lead for the first time with 6:00 remaining in the third quarter when Wilson found Brown in the end zone for the second time on the afternoon, this time from 6 yards out to put Seattle in front, 25-20. After defensive stops, a fumble by RB C.Prosise, and a goal-line stop by the Seahawks, neither team put points on the board again until 9:02 remained in the fourth quarter when Chubb rushed for his second touchdown on the day, this time from 2 yards out, to put the Browns back in front, 28-25. Down by three, with the ball and 9:02 remaining in the game, Wilson and the Seahawks put together a 9-play, 79-yard drive lasting 5:32. The drive was capped off by a rushing touchdown from RB C.Carson to put the Seahawks in front, 32-28. The Browns received the ball with 3:30 remaining in the game, but the Seahawks regained possession and closed out the game just 49 seconds later when K.Wright intercepted Mayfield.

TEAM	1	2	3	4	F
Seattle	6	12	7	7	32
Cleveland	14	6	0	8	28

SCORING SUMMARY

TEAM	Q	TIME	PLAY
Browns	1	13:01	N.Chubb 7 yd. run (A.Seibert kick) (3-23, 1:59)
Seahawks	1	8:52	R.Wilson 16 yd. run (kick failed, wr) (7-75, 4:09)
Browns	1	4:43	B.Mayfield 10 yd. run (A.Seibert kick) (10-69, 4:09)
Browns	2	14:54	R.Seals-Jones 31 yd. pass from B.Mayfield (kick failed, wl) (3-92, 1:25)
Seahawks	2	10:46	J.Myers 38 yd. Field Goal (9-55, 4:08)
Seahawks	2	7:25	J.Myers 20 yd. Field Goal (6-18, 2:41)
Seahawks	2	0:22	J.Brown 17 yd. pass from R.Wilson (run failed)
Seahawks	3	6:00	J.Brown 6 yd. pass from R.Wilson (J.Myers kick) (7-58, 2:54)
Browns	4	9:02	N.Chubb 3 yd. run (B.Mayfield-D.Harris pass) (2-24, 0:46)
Seahawks	4	3:30	C.Carson 1 yd. run (J.Myers kick) (9-79, 5:32)

TEAM STATISTICS

	SEA	CLE
FIRST DOWNS:	29	21
TIME OF POSSESSION:	33:41	26:19
TOTAL NET YARDS: (RU/PA):	454(170/284)	406(249/157)
SACKS/YARDS	0/0	3/11
PUNTS/AVERAGE:	4/39.0	2/30.5
PENALTIES/YARDS:	10/65	9/83
FUMBLES/LOST:	1/1	1/1

INDIVIDUAL STATISTICS

PASSING: CLE: B.Mayfield 22-37-249 (1 TD, 3 INT). **SEA:** R.Wilson 23-33-295 (2 TD).
RUSHING: CLE: N.Chubb 20-122 (2 TD), B.Mayfield 4-35 (TD); **SEA:** C.Carson 24-124 (TD), R.Wilson 9-31 (TD), C.Prosise 3-8, DK.Metcalf 1-4, T.Lockett 1-3.

RECEIVING: CLE: O.Beckham 6-101, N.Chubb 5-17, R.Seals-Jones 3-47 (TD), J.Landry 3-36, A.Callaway 2-22, D.Hilliard 2-17, P.Brown 1-9; **SEA:** T.Lockett 5-75, DK.Metcalf 4-69, C.Carson 4-35, D.Moore 3-36, J.Brown 3-29 (2 TD), L.Wilson 2-16, N.Bellore 1-20, C.Prosise 1-15.

2019 STATISTICS

Won 2, Lost 4

9/8/2019	L	13 - 43	Tennessee Titans
9/16/2019	W	23 - 3	at New York Jets
9/22/2019	L	13 - 20	Los Angeles Rams
9/29/2019	W	40 - 25	at Baltimore Ravens
10/7/2019	L	3 - 31	at San Francisco 49ers
10/13/2019	L	28 - 32	Seattle Seahawks

	Cleveland	Opponent
Total First Downs	105	129
Rushing	29	42
Passing	64	71
Penalty	12	16
3rd Down: Made/Att	21/71	26/77
3rd Down Pct.	29.6%	33.8%
4th Down: Made/Att	3/8	2/5
4th Down Pct.	37.5%	40.0%
Possession Avg.	28:29	31:31
Total Net Yards	2107	2240
Avg. Per Game	351.2	373.3
Total Plays	353	391
Avg. Per Play	6.0	5.7
Net Yards Rushing	719	924
Avg. Per Game	119.8	154.0
Total Rushes	136	183
Net Yards Passing	1388	1316
Avg. Per Game	231.3	219.3
Sacked/Yards Lost	16/128	19/124
Gross Yards	1516	1440
Attempts/Completions	201/113	189/128
Completion Pct.	56.2%	67.7%
Had Intercepted	11	4
Punts/Average	29/44.4	26/44.2
Net Punting Avg.	42	40.9
Penalties/Yards	57/506	42/306
Fumbles/Ball Lost	5/3	6/4
Touchdowns	14	18
Rushing	9	5
Passing	5	12
Returns	2	1

Score By Periods			Q1	Q2	Q3	Q4	OT	Pts
Team			33	28	35	24	0	120
Opponents			26	38	34	56	0	154
Scoring	TD	Ru	Pa	Rt	PAT	FG	2Pt	Pts
N.Chubb	6	6	0	0	0/0	0/0	0	36
A.Seibert	0	0	0	0	10/12	8/8	0	34
D.Hilliard	2	2	0	0	0/0	0/0	0	12
R.Seals-Jones	2	0	2	0	0/0	0/0	0	12
D.Harris	1	0	1	0	0/0	0/0	1	8
O.Beckham	1	0	1	0	0/0	0/0	0	6
D.Njoku	1	0	1	0	0/0	0/0	0	6
B.Mayfield	1	1	0	0	0/0	0/0	0	6
Team	14	9	5	0	10/12	8/8	1	120
Opponents	18	5	12	1	15/16	9/13	1	154

2-Pt. Conversions: Team 1/2, Opponents: 1/2

Sacks: M.Garrett 9.0, L.Ogunjobi 3.0, M.Burnett 2.0, D.Randall 2.0, J.Schobert 1.0, O.Vernon 1.0, C.Thomas 1.0 **Team: 19.0, Opponents: 16.0**

Rushing	No.	Yds	Avg	Long	TD
N.Chubb	114	607	5.3	88t	6
B.Mayfield	8	35	4.4	15	1
D.Hilliard	7	31	4.4	11	2
D.Johnson	4	21	5.3	13	0
O.Beckham	2	15	7.5	11	0
J.Landry	1	10	10.0	10	0
Team	136	719	5.3	88t	9
Opponents	183	924	5.0	83t	5

Receiving	No.	Yds	Avg	Long	TD
O.Beckham	29	436	15.0	89t	1
J.Landry	25	439	17.6	65	0
N.Chubb	20	128	6.4	30	0
D.Ratley	8	103	12.9	29	0
R.Seals-Jones	7	143	20.4	59	2
D.Johnson	6	71	11.8	27	0
D.Hilliard	5	58	11.6	19	0
D.Njoku	4	37	9.3	18	1
D.Harris	3	6	2.0	4	1
R.Higgins	2	46	23.0	35	0
P.Brown	2	27	13.5	18	0
A.Callaway	2	22	11.0	12	0
T.Taylor	0	0	0.0	0	0
Team	113	1516	13.4	89t	5
Opponents	128	1440	11.3	75t	12

Interceptions	No.	Yds	Avg	Long	TD
J.Burris	1	15	15.0	15	0
D.Lawrence	1	0	0.0	0	0
T.Carrie	1	0	0.0	0	0
J.Whitehead	1	0	0.0	0	0
Team	4	15	3.8	15	0
Opponents	11	162	14.7	49	1

Punting	No	Yds	Avg	Net	TB	In	Lg	B
J.Gillan	28	1289	46.0	42.0	1	16	71	1
Team	29	1289	44.4	42.0	1	16	71	1
Opponents	26	1148	44.2	40.9	1	10	70	0

Punt Returns	Ret	FC	Yds	Avg	Long	TD
J.Landry	5	8	53	10.6	18	0
D.Hilliard	1	0	18	18.0	18	0
O.Beckham	1	0	-6	-6.0	-6	0
Team	7	8	65	9.3	18	0
Opponents	5	10	51	10.2	32	0

Kickoff Returns	No.	Yds	Avg	Long	TD
D.Hilliard	8	246	30.8	74	0
T.Taylor	3	53	17.7	23	0
D.Johnson	2	36	18.0	23	0
D.Ratley	1	12	12.0	12	0
Team	14	347	24.8	74	0
Opponents	13	226	17.4	26	0

Field Goals	1-19	20-29	30-39	40-49	50+
A.Seibert	0/0	3/3	2/2	3/3	0/0
Team	0/0	3/3	2/2	3/3	0/0
Opponents	0/0	1/1	3/4	3/5	2/3

Fumbles Lost: O.Beckham 1, N.Chubb 1, B.Mayfield 1 **Total: 3**

Opponent Fumble Recoveries: T.Carrie 1, J.Schobert 1, D.Lawrence 1, C.Thomas 1 **Total: 4**

Passing	Att	Cmp	Yds	Cmp%	Yds/Att	TD	TD%	Int	Int%	Long	Sack	Lost	Rating
B.Mayfield	198	112	1496	56.6%	7.6	5	2.5%	11	5.6%	89t	16/	128	66.0
O.Beckham	2	1	20	50.0%	10.0	0	0.0%	0	0.0%	20	0/	0	85.4
G.Gilbert	1	0	0	0.0%	0.0	0	0.0%	0	0.0%	0	0/	0	39.6
Team	201	113	1516	56.2%	7.5	5	2.5%	11	5.5%	89t	16/	128	65.9
Opponents	189	128	1440	67.7%	7.6	12	6.3%	4	2.1%	75t	19/	124	102.6

2019 STATISTICS

2019 DEFENSIVE STATISTICS

PLAYER	TACKLES		ASST	SK	INTERCEPTIONS			LG	TD	FUMBLES			YDS
	TOTAL	SOLO			YDS	NO	YDS			PD	FF	FR	
Joe Schobert	62	43	19	1	10	0	0	0	0	1	1	1	21
Jermaine Whitehead	36	29	7	0	0	1	0	0	0	2	1	0	0
Sheldon Richardson	27	20	7	0	0	0	0	0	0	1	0	0	0
T.J. Carrie	27	24	3	0	0	1	0	0	0	2	0	1	0
Mack Wilson	26	16	19	0	0	0	0	0	0	2	0	0	0
Myles Garrett	20	14	6	9	56	0	0	0	0	0	1	0	0
Damarious Randall	20	15	5	2	9	0	0	0	0	3	0	0	0
Larry Ogunjobi	19	15	4	3	19	0	0	0	0	0	0	0	0
Eric Murray	18	12	6	0	0	0	0	0	0	1	0	0	0
Terrance Mitchell	18	15	3	0	0	0	0	0	0	2	0	0	0
Morgan Burnett	16	9	7	2	19	0	0	0	0	0	0	0	0
Olivier Vernon	15	11	4	1	8	0	0	0	0	0	1	0	0
Christian Kirksey	11	6	5	0	0	0	0	0	0	0	0	0	0
Denzel Ward	7	4	3	0	0	0	0	0	0	0	0	0	0
Chad Thomas	7	2	5	1	3	0	0	0	0	0	0	1	1
Greedy Williams	5	4	1	0	0	0	0	0	0	0	0	0	0
Juston Burris	5	5	0	0	0	1	15	0	0	1	0	0	0
Devaroe Lawrence	5	3	2	0	0	1	0	0	0	1	0	1	0
Daniel Ekuale	4	3	1	0	0	0	0	0	0	0	0	0	0
Genard Avery	1	1	0	0	0	0	0	0	0	0	0	0	0
Chris Smith	0	0	0	0	0	0	0	0	0	1	0	0	0
Totals	349	251	107	19	124	4	15	0	0	17	4	4	22

2019 SPECIAL TEAMS STATISTICS

PLAYER	TACKLES		ASST	FF	FR	BLK
	TOTAL	SOLO				
Tavierre Thomas	5	3	2	0	0	1
KhaDarel Hodge	4	3	1	0	0	0
Shekdrick Redwine	3	2	1	0	0	0
Dontrell Hilliard	2	2	0	0	0	0
Malik Jefferson	1	1	0	0	0	0
Demetrius Harris	1	1	0	0	0	0
D'Ernest Johnson	1	1	0	0	0	0
Robert Jackson	1	1	0	0	0	0
Pharaoh Brown	0	0	1	0	0	0
Sione Takitaki	0	0	2	0	0	0
Willie Harvey	0	0	1	0	0	0
Totals	18	14	8	0	0	1

2019 MISCELLANEOUS STATISTICS

PLAYER	TKL	FF	FR
JC Tretter	2	0	0
Pharaoh Brown	1	0	0
Nick Chubb	1	0	0
Jarvis Landry	1	0	0
Antonio Callaway	1	0	0
Eric Kush	1	0	0
Dontrell Hilliard	1	0	0
Chris Hubbard	1	0	0
Odell Beckham Jr.	1	0	0
Greg Robinson	0	0	1
Baker Mayfield	0	0	1
Totals	7	0	1

2019 BROWNS GAME-BY-GAME OFFENSIVE STATISTICS

OPP	1ST DOWNS				DOWN CONV.				RUSHING				PASS				TDs				FGs				FUM		PEN		PUNTS	
	T	R	Pass	Pen.	3rd	4th	Net Yds.	Plays	Net	Att.	Avg.	Net	Skd-Yds.	Gross	A	C	TD	INT	R	P	Ret.	M	A	No.	Lost	No.	Yds.	No.	Avg.	POSS.
vs. TEN (9/8)	19	4	13	2	1-10	0-2	346	63	102	20	5.1	244	5-41	285	38	25	1	3	2	1	0	0	0	0	0	18	182	5	46.6	30:42
at NYJ (9/16)	16	3	10	3	4-13	0-0	375	59	70	21	3.3	305	3-20	325	35	19	1	1	1	1	0	3	3	0	0	9	85	6	38.5	29:41
vs. LAR (9/22)	18	4	11	3	6-16	0-2	270	63	95	24	4.0	175	3-20	195	36	18	1	1	0	1	0	2	2	1	0	8	60	6	40.0	31:37
at BAL (9/29)	22	8	12	2	6-13	0-1	530	61	193	29	6.7	337	1-5	342	31	20	1	1	4	1	0	2	2	0	0	6	41	3	42.3	30:17
at SF (10/7)	9	3	6	0	1-11	0-0	180	46	102	18	5.7	78	4-42	120	24	9	0	2	0	0	0	1	1	3	2	7	55	7	56.7	22:17
vs. SEA (10/13)	21	7	12	2	3-8	2-3	406	61	157	24	6.5	249	0-0	249	37	22	1	0	3	1	0	0	0	1	1	9	83	2	30.5	26:19
TOTAL	105	29	64	12	73-208	9-21	2107	353	719	136	4.54	1388	38-254	1516	201	113	5	8	10	5	0	8	8	5	3	57	506	29	44	29:17

2019 BROWNS GAME-BY-GAME DEFENSIVE STATISTICS

OPP	1ST DOWNS				DOWN CONV.				RUSHING				PASS				TDs				FUM				PEN		PUNTS			
	T	R	Pass	Pen.	3rd	4th	Net Yds.	Plays	Net	Att.	Avg.	Net	Skd-Yds.	Gross	A	C	TD	INT	R	P	Ret.	M	A	No.	Lost	No.	Yds.	No.	Avg.	POSS.
vs. TEN (9/8)	21	6	9	6	2-10	0-0	339	56	123	28	4.4	216	4-32	248	24	14	3	0	1	3	0	2	2	0	0	6	54	6	46.2	29:18
at NYJ (9/16)	13	4	6	3	2-14	0-2	262	59	93	24	3.9	169	4-32	201	31	23	0	0	0	0	0	1	1	1	1	12	89	7	47	30:19
vs. LAR (9/22)	20	3	16	1	6-14	0-0	345	64	90	24	3.8	255	2-14	269	38	24	2	2	0	2	0	3	2	1	1	7	50	2	39.5	28:23
at BAL (9/29)	24	11	12	1	4-10	0-1	395	67	173	29	6.0	222	4-25	247	34	24	3	2	0	3	0	1	1	2	1	3	15	3	43.7	29:43
at SF (10/7)	22	10	11	1	6-16	1-1	446	71	275	40	6.9	171	2-10	181	29	20	2	0	2	2	0	1	4	1	0	4	34	4	44.0	37:43
vs. SEA (10/13)	29	8	17	4	6-13	0-0	454	74	170	38	4.5	284	3-11	295	33	23	2	0	2	2	0	2	2	1	1	10	65	4	39.0	33:41
TOTAL	129	42	71	16	75-210	13-20	2241	391	924	183	4.55	1317	87-245	1441	189	128	12	4	5	12	0	10	12	6	4	42	307	26	44	33:00

10 TAYWAN TAYLOR



SCHOOL WESTERN KENTUCKY
BORN 3/2/1995
ACQUIRED TR. (TEN) - '19
EXP 3

HEIGHT 5-11
WEIGHT 205
POSITION WR

TRANSACTIONS Drafted by the Tennessee Titans in the third round (72nd overall) of the 2017 NFL Draft...Traded to the Cleveland Browns on August 31, 2019.

2018 Played in 13 games with five starts in his second season...Ranked second on the team with 466 receiving yards and third on the team with 37 receptions...Also added a touchdown.

2017 Played in all 16 games with four starts at wide receiver during his rookie campaign...Grabbed 16 receptions for 231 yards and a touchdown...Notched seven special teams tackles...Ran the ball eight times for 43 yards.

COLLEGE Concluded his Western Kentucky career by holding every major career and season receiving record at the school... Taylor finished his college career with 253 receptions for 4,234 yards and 41 touchdown receptions... After posting the best single season by a receiver in school history as a junior, Taylor more than lived up for the encore, breaking his own single-season records for receptions and receiving yards in his final season... Taylor finished his senior season with a record 98 receptions for a record 1,730 yards and 17 touchdowns, tying his own record for touchdown catches in a season. Taylor posted nine games with 100-yards receiving, second-most nationally, while his 11 games of catching at least one touchdown pass led the nation...Named First-Team All-Conference USA in 2015 and 2016...A semifinalist for the Biletnikoff award in 2015 and 2016.

PERSONAL Native of Louisville, Ky.

HIGH SCHOOL Taylor led Pleasure Ridge Park High School to a 14-1 season in 2012, catching a team-best 52 passes for 1,169 yards, accounting for nearly 40 percent of the team's receiving yards in his senior season...Taylor and Pleasure Ridge Park advanced to the Class 6A state title game in 2012, losing its only game of the season in the championship...For the year, Taylor found the endzone a team-high 18 times with 14 touchdown receptions, two rushing touchdowns and one interception returned for a touchdown.

TAYLOR'S CAREER

Year	Team	GP	GS	RECEIVING					RUSHING				
				No	Yds	Avg	Lg	TD	Att	Yds	Avg	Lg	TD
2017	TEN	16	4	16	231	14.4	53	1	8	43	5.4	17	0
2018	TEN	13	5	37	466	12.6	55	1	-	-	-	-	-
NFL totals		29	9	53	697	13.2	55	2	8	43	5.4	17	0

SINGLE-GAME HIGHS & CAREER MILESTONES: RECEIVING: Receptions: - 7 vs. PHI, 09/30/18. First NFL Reception: vs. OAK, 9/17/17, (4 yards, Mariota). RUSHING: Rushes: - 2, at JAX, 09/17/17. NFL Debut: vs. Oak., 09/10/17. First NFL Rush: at JAX, 09/17/17.

TAYLOR'S GAME-BY-GAME

2018, TENNESSE

Date	Opp	GP	GS	No	Yds	Avg	Lg	TD
9/09 at	Mia-L	1	0	-	-	-	-	-
9/16	Hou-W	1	0	3	32	10.7	18T	1
9/23 at	JAX-W	1	0	4	30	7.5	9	0
9/30	Phi-W	1	1	7	77	11.0	19	0
10/07 at	Buf-L	1	0	3	30	10.0	19	0
10/14	Bal-L	1	0	1	13	13.0	13	0
10/21 at	LAC-L	1	0	1	8	8.0	8	0
11/05 at	Dal-W	1	0	2	24	12.0	16	0
11/11	NE-W	0	0	-	-	-	-	-
11/18 at	Ind-L	0	0	-	-	-	-	-
11/26 at	Hou-L	0	0	-	-	-	-	-
12/02	NYJ-W	1	0	3	104	34.7	55	0
12/06	JAX-W	1	1	6	59	9.8	13	0
12/16 at	NYG-W	1	1	2	17	8.5	14	0
12/22	Was-W	1	1	3	64	21.3	35	0
12/30	Ind-L	1	1	2	8	4.0	6	0
2018 totals		13	5	37	466	12.6	55	1

2017, TENNESSE

Date	Opp	GP	GS	No	Yds	Avg	Lg	TD
9/10	Oak-L	1	0	2	14	7.0	10	0
9/17 at	JAX-W	1	0	1	42	42.0	42	0
9/24	Sea-W	1	0	1	15	15.0	15	0
10/01 at	Hou-L	1	0	-	-	-	-	-
10/08 at	Mia-L	1	1	-	-	-	-	-
10/16	Ind-W	1	1	2	61	30.5	53T	0
10/22 at	Cle-W	1	0	3	45	15.0	23	0
11/05	Bal-W	1	0	1	-4	-4.0	-4	0
11/12	Cin-W	1	0	2	34	17.0	20	-
11/16 at	Pit-L	1	1	-	-	-	-	-
11/26 at	Ind-W	1	0	1	8	8.0	8	0
12/03	Hou-W	1	0	2	15	7.5	15	0
12/10 at	Ari-L	1	0	-	-	-	-	-
12/17 at	SF-L	1	1	-	-	-	-	-
12/24	LAR-L	1	0	1	5	5.0	5	0
12/31	JAX-W	1	1	2	9	4.5	5	0
2017 totals		16	4	16	231	14.4	53	1

67 JUSTIN MCCRAY



SCHOOL CENTRAL FLORIDA
BORN 5/31/1992
ACQUIRED TR. (GB) - '19
EXP 3

HEIGHT 6-3
WEIGHT 315
POSITION G

TRANSACTIONS Signed by the Tennessee Titans as an undrafted free agent on May 12, 2014...Waived by the Titans on August 30, 2014...Signed to Titans practice squad on August 31, 2014...Waived by the Titans on August 30, 2015...Signed by the Green Bay Packers on March 29, 2017 after spending two season in the AFL...Traded to the Cleveland Browns for an undisclosed draft pick on August 31, 2019.

2018 Played in 12 games with five starts at RG...Was inactive for three contests and dressed, but did not play, in one game.

2017 Played in 13 games with eight starts (five at RT, two at LG, one at RG)...Three of Green Bay's top four rushing performances came in games that he started.

COLLEGE Played four years for the Knights of Central Florida from 2010-13. Was part of the 2010 UCF team that went 11-3 and a member of the 2014 Fiesta Bowl-winning Knights team that finished the season 12-1 and ranked No. 10 in the nation.

PERSONAL Native of Miami, Fla.

HIGH SCHOOL Attended Miami Southridge High School in Miami, Fla. from 2006-2010.

MCCRAY'S CAREER

Year	Team	GP	GS
2018	Green Bay	12	5
2017	Green Bay	13	8
NFL totals		25	13

ADDITIONAL STATISTICS: First NFL start - at ATL (9/17/17). First NFL appearance - vs. SEA (9/10/17).

77 WYATT TELLER



SCHOOL VIRGINIA TECH
BORN 11/21/1994
ACQUIRED TR. (BUF) - '19
EXP 2

HEIGHT 6-4
WEIGHT 315
POSITION G

TRANSACTIONS Drafted by the Buffalo Bills in the fifth round of the 2018 NFL Draft (166 overall)...Acquired by the Cleveland Browns in a trade on August 29, 2019 in exchange for the Cleveland fifth and sixth round picks in the 2020 NFL Draft along with a 2021 seventh round pick.

2018 Played in eight games, starting in seven for the Bills.

COLLEGE Started 43 of 53 games while playing for Virginia Tech...Received 2017 First-Team All ACC honors...Was named a 2016 Honorable Mention All-ACC....Allowed just five pressures for the entire 2017-18 season with the Hokies...Originally a defensive end, switched to offensive tackle as a freshman before red-shirting for the 2013-14 season.

PERSONAL Native of Manassas, Virginia.

HIGH SCHOOL Ranked as the No. 35 defensive tackle in the country, the No. 60 player in his region and the No. 19 player in the state by ESPN Recruiting Nation ... A U.S. Army All-America Game selection ... The state's defensive player of the year for the Group AA level, as voted on by the VHSCA ... A first-team Group AA all-state selection by both the VHSCA and Virginia Preps ... Totaled over 120 total tackles, including 11 sacks, and forced four fumbles ... Earned Defensive Player of the Year honors in Region II and the Evergreen District ... Recorded 85 tackles, including 27 for a loss, 9.5 sacks and four forced fumbles his junior year ... Also had three interceptions and five blocked kicks his junior year.

TELLER'S CAREER

Year	Team	GP	GS
2018	Arizona	8	7

ADDITIONAL STATISTICS: First NFL start - at NYJ (11/11/18). First NFL appearance - vs. CHI (11/04/18).



40 MALIK JEFFERSON

SCHOOL TEXAS
BORN 11/15/1996
ACQUIRED W. (CIN) - '19
EXP R

HEIGHT 6-2
WEIGHT 240
POSITION LB

TRANSACTIONS Originally selected in the third round (78th overall) of the 2018 NFL Draft...Waived by the Bengals on August 31, 2019...Claimed off waivers by the Cleveland Browns on September 1, 2019.

2018 Played in 12 games...Inactive Weeks 1 and 5...Finished third on the team with seven special teams tackles...Recorded five tackles.

COLLEGE A three-year linebacker who played in 33 games with 29 career starts before declaring for the NFL Draft...Named Big 12 Conference Co-Defensive Player of the Year in 2017...Named first team All-Big 12 in 2017...Second team All-American (Associated Press, Sporting News)...Named a 2017 Butkus Award semifinalist...Named second team All-Big 12 at linebacker by the Associated Press in 2016 ... named a semifinalist for the 2016 Butkus Award...Earned freshman All-America honors in 2015... Named honorable mention All-Big 12 and Big 12 Defensive Freshman of the Year as a freshman.

PERSONAL Native of Mesquite, TX.

HIGH SCHOOL Attended Mesquite Poteet High School...An All-America and two-time all-state honoree...Chosen as the 2014 High School Butkus Award winner as the nation's top high school linebacker...Tabbed first-team 5A All-State by the Texas Sports Writers Association, honorable mention by the Associated Press ...Picked Texas Defensive Player of the Year and to the All-USA Texas Team by USA Today.

JEFFERSON'S CAREER

Year	Team	GP	GS	TACKLES					Sk	Yds	INTERCEPTIONS					FUMBLES		
				Tot	Solo	Asst					No	Yds	Lg	TD	PD	FF	FR	Yds
2018	Cincinnati	12	0	10	5	5			0.0	0.0	0	0	-	0	0	0	0	0

SINGLE-GAME HIGHS & CAREER MILESTONES: TACKLES: Total - 3, vs. NO, 11/11/18. Solo - 2, at KC, 10/21/18. NFL debut: vs. Bal., 9/13/18.

JEFFERSON'S GAME-BY-GAME

2018, CINCINNATI

Date	Opp	GP	GS	Tot	So	Asts	Sk	Yd	Int	Yd	Lg	TD	PD	FF	FR
09/9	at Ind-W	0	0	0	-	-	-	-	-	-	-	-	-	-	-
09/13	Bal-W	1	0	0	-	-	-	-	-	-	-	-	-	-	-
09/23	at Car-W	1	0	0	-	-	-	-	-	-	-	-	-	-	-
9/30	at Atl-L	1	0	0	-	-	-	-	-	-	-	-	-	-	-
10/7	Mia-W	0	0	0	-	-	-	-	-	-	-	-	-	-	-
10/14	Pit-L	1	0	2	1	1	0.0	0	0	0	-	0	1	0	0
10/21	at KC-L	1	0	2	2	0	0.0	0	0	0	-	0	0	0	0
10/28	TB-L	1	0	0	-	-	-	-	-	-	-	-	-	-	-
11/11	NO-L	1	0	3	1	2	0.0	0	0	0	-	0	0	0	0
11/18	at Bal-L	1	0	2	1	1	0.0	0	0	0	-	0	0	0	0
11/25	Cle-L	1	0	0	-	-	-	-	-	-	-	-	-	-	-
12/02	Den-L	1	0	0	-	-	-	-	-	-	-	-	-	-	-
12/09	at LAC-L	1	0	0	-	-	-	-	-	-	-	-	-	-	-
12/16	OAK-W	1	0	1	0	1	0.0	0	0	0	-	0	0	0	0
12/23	at Cin-L	0	0	0	-	-	-	-	-	-	-	-	-	-	-
12/30	at Pit-L	0	0	0	-	-	-	-	-	-	-	-	-	-	-
2018 TOTALS		12	0	10	5	5	0.0	0.0	0	0	-	0	0	0	0

83 RICKY SEALS-JONES



SCHOOL TEXAS A&M
BORN 3/15/1995
ACQUIRED W. (ARI) - '19
EXP 2

HEIGHT 6-5
WEIGHT 243
POSITION TE

TRANSACTIONS Signed by the Cardinals as an undrafted free agent on May 2, 2017...Waived by the Cardinals on September 2, 2017...Signed to the Cardinals practice squad on September 3, 2017...Promoted to Cardinals active roster on September 25, 2017...Waived by Arizona on August 31, 2019...Claimed off waivers by the Browns on September 1, 2019.

2018 Played in a career-high 15 games, starting five...Recorded 34 receptions, 343 receiving yards and a touchdown.

2017 Played in 10 games with one start...Inactive for four games...Tallied 12 receptions for 201 yards and three touchdowns.

COLLEGE Appeared in 39 games for the Aggies from 2013-2016...Caught 123 passes for 1,442 yards and 10 touchdown receptions.

PERSONAL Native of Sealy, TX.

HIGH SCHOOL Played QB and WR at Sealy High School in Sealy, Texas...Lined up at quarterback and recorded 114 carries for 1,245 yards and 15 TDs, along with 761 passing yards and 8 TDs to earn District 24-3A MVP honors in 2011.. Record 140 tackles, 10 interceptions and 8 sacks in his final two seasons.

SEALS-JONES' CAREER

Year	Team	GP	GS	RECEIVING				TD	RUSHING				
				No	Yds	Avg	Lg		Att	Yds	Avg	Lg	TD
2017	ARI	10	1	12	201	16.8	29T	3	-	-	-	-	-
2018	ARI	15	5	34	343	10.1	40	1	-	-	-	-	-
NFL totals		25	6	46	544	11.8	40	4	-	-	-	-	-

SINGLE-GAME HIGHS & CAREER MILESTONES: RECEIVING: Receptions: - 5 AT Min., 10/14/18. First NFL Reception: at Hou., 11/19/17, (15 yards, B. Gabbert). NFL Debut: vs. Dal., 09/25/17. First NFL Start: at Was., 12/17/17.

SEALS-JONES' GAME-BY-GAME

2017, ARIZONA

Date	Opp	GP	GS	No	Yds	Avg	Lg	TD
9/10 at	Det-L	0	0	-	-	-	-	-
9/17 at	Ind-W	0	0	-	-	-	-	-
9/25	Dal-L	1	0	-	-	-	-	-
10/01	SF-W	1	0	-	-	-	-	-
10/08 at	Phi-L	1	0	-	-	-	-	-
10/15	TB-W	1	0	-	-	-	-	-
10/22 at	LAR-L	1	0	-	-	-	-	-
11/05 at	SF-W	1	0	-	-	-	-	-
11/09	Sea-L	1	0	-	-	-	-	-
11/19 at	Hou-L	1	0	3	54	18.0	28T	2
11/26	JAX-W	1	0	4	72	18.0	29T	1
12/03	LAR-L	1	0	2	44	22.0	27	0
12/10	Ten-W	1	0	1	20	20.0	20	0
12/17 at	Was-L	1	1	2	11	5.5	7	0
12/24	NYG-W	1	0	0	0	-	-	0
12/31 at	Sea-W	1	0	0	0	-	-	0
2017 totals		10	1	12	201	16.8	29	3

2018, ARIZONA

Date	Opp	GP	GS	No	Yds	Avg	Lg	TD
9/09	Was-L	1	1	3	19	6.3	7	0
9/16 at	LAR-L	1	1	4	17	4.3	8	1
9/23	Chi-L	1	1	1	35	35.0	35T	0
9/30	Sea-L	1	0	2	52	26.0	31	0
10/07 at	SF-W	1	0	0	0	-	-	0
10/14 at	Min-L	1	0	5	69	13.8	40	0
10/18	Den-L	1	1	2	12	6.0	7	0
10/28	SF-W	1	1	2	12	6.0	13	0
11/11 at	KC-L	1	0	5	51	10.2	21	0
11/18	Oak-L	1	0	1	5	5.0	5	0
11/25 at	LAC-L	1	0	1	5	5.0	5	0
12/02 at	GB-W	1	0	1	10	10.0	10	0
12/06	Det-L	1	1	3	31	10.3	12	0
12/16 at	Atl-L	1	1	3	22	7.3	9	0
12/23	LAR-L	1	1	1	3	3.0	3	0
12/30 at	Sea-L	0	0	-	-	-	-	0
2018 totals		15	5	34	343	10.1	40	1



12 KHADAREL HODGE

SCHOOL PRAIRE VIEW A&M
BORN 1/3/1995
ACQUIRED W. (LAR) - '19
EXP 2

HEIGHT 6-2
WEIGHT 205
POSITION WR

TRANSACTIONS Signed by the Rams as an undrafted free agent on July 24, 2018...Waived by the Rams on September 1, 2018...Signed to the Rams practice squad on September 2, 2018...Promoted to Rams active roster on September 19, 2018...Waived by the Rams on August 31, 2019...Claimed off waivers by the Browns on September 1, 2019.

2018 As a rookie, appeared in the final 14 games of the regular season and three postseason contests, including Super Bowl LIII...Tallied two receptions for 17 yards and added four tackles on special teams on the season.

COLLEGE Began his career as a quarterback at Alcorn State but left after the 2014 season, during which he redshirted...Transferred to Hinds Community College in 2015, where he transitioned to wide receiver...Transferred to Prairie View A&M in 2016...Played three seasons for the Panthers, catching 104 passes for 1,797 yards and 21 touchdowns. As a senior, Hodge had 48 receptions for 844 yards and 12 touchdowns and was named first team All-SWAC and Black College All-America.

PERSONAL Native of Mendenhall, Miss....First name is pronounced Ka-DARE-ul

HIGH SCHOOL Attended Mendenhall High School...Became the starting quarterback at Mendenhall during his sophomore season and threw for over 3,000 passing yards and ran for over 2,000 yards along with 68 total touchdowns during his junior and senior seasons...Named second team All-State his senior season.

HODGE'S CAREER

Year	Team	GP	RECEIVING				RUSHING						
			GS	No	Yds	Avg	Lg	TD	Att	Yds	Avg	Lg	TD
2018	LAR	14	0	2	17	8.5	14	0	-	-	-	-	-

SINGLE-GAME HIGHS & CAREER MILESTONES: RECEIVING: First NFL Reception: at Sea., 10/7/18, (14 yards, J. Goff). NFL Debut: vs. LAC, 09/23/18.

HODGE'S GAME-BY-GAME

2018, LOS ANGELES RAMS

Date		Opp	GP	GS	No	Yds	Avg	Lg	TD
9/10	at	Oak-W	0	0	-	-	-	-	-
9/16		Ari-W	0	0	-	-	-	-	-
9/23		LAC-W	1	0	-	-	-	-	0
9/27		Min-W	1	0	-	-	-	-	1
10/07	at	Sea-W	1	0	1	14	14.0	14	0
10/14	at	Den-W	1	0	-	-	-	-	0
10/21	at	SF-W	1	0	-	-	-	-	0
10/28		GB-W	1	0	-	-	-	-	0
11/04	at	NO-L	1	0	-	-	-	-	0
11/11		Sea-W	1	0	-	-	-	-	0
11/19		KC-W	1	0	1	3	3.0	3	0
12/02	at	Det-W	1	0	-	-	-	-	0
12/09	at	Chi-L	1	0	-	-	-	-	0
12/16		Phi-L	1	0	0	0	-	-	0
12/23	at	Ari-W	1	0	-	-	-	-	0
12/30		SF-W	1	0	-	-	-	-	0
2018 totals			14	0	2	17	8.5	14	0

2019 BROWNS W-L RECORD BREAKDOWN

	2019 Season				2018 Season			
	Overall	vs. AFCN	Home	Road	Overall	vs. AFCN	Home	Road
Overall	2-4	1-0	0-3	2-1	7-8-1	3-2-1	5-2-1	2-6
On grass	1-4	1-0	0-3	1-1	6-6-1	2-2-1	5-2-1	1-4
On artificial surfaces	1-0	0-0	0-0	1-0	1-2	1-0	0-0	1-2
When scoring first	2-2	1-0	0-2	2-0	3-3	1-1	2-0	1-3
When opponent scores first	0-2	0-0	0-1	0-1	4-5-1	2-1-1	3-2-1	1-3
In overtime	0-0	0-0	0-0	0-0	1-2-1	1-0-1	1-0-1	0-2
When leading after first quarter	2-2	1-0	0-2	2-0	2-1	1-1	1-0	1-1
When leading at halftime	2-2	1-0	0-2	2-0	4-2	3-0	3-0	1-2
When leading after third quarter	2-1	1-0	0-1	2-0	4-2	3-0	3-0	1-2
When trailing after first quarter	0-2	0-0	0-1	0-1	1-6	1-1	1-2	0-4
When trailing at halftime	0-2	0-0	0-1	0-1	1-6-1	0-2-1	1-2-1	0-4
When trailing after third quarter	0-3	0-0	0-2	0-1	2-6-1	0-2-1	1-2-1	1-4
When tied at halftime	0-0	0-0	0-0	0-0	2-0	0-0	1-0	1-0
On Sunday	1-3	1-0	0-3	1-0	5-8-1	3-2-1	4-2-1	1-6
On Monday	1-1	0-0	0-0	1-1	0-0	0-0	0-0	0-0
On Thursday	0-0	0-0	0-0	0-0	1-0	0-0	1-0	0-0
On Saturday	0-0	0-0	0-0	0-0	1-0	0-0	0-0	1-0
Day games (before 5 p.m.)	1-2	1-0	0-2	1-0	5-8-1	3-2-1	4-2-1	1-6
Night games (after 5 p.m.)	1-2	0-0	0-1	1-1	0-0	0-0	0-0	0-0
When CLE had 100-yard rusher	1-1	1-0	0-1	1-0	3-1	1-0	2-0	1-1
When CLE had 100-yard receiver	2-1	1-0	0-1	2-0	1-2-1	0-1-1	1-0-1	0-2
When CLE had 300-yard passer	2-0	1-0	0-0	1-0	1-2	1-1	1-0	0-2
When OPP had 100-yard rusher	0-2	0-0	0-1	0-1	0-4-1	0-2-1	0-0-1	0-4
When OPP had 100-yard receiver	0-2	0-0	0-2	0-0	1-3-1	0-0-1	1-1-1	0-2
When OPP had 300-yard passer	0-0	0-0	0-0	0-0	1-4-1	0-0-1	1-2-1	0-2

2019 REPLAYS AND CHALLENGES

(2018 Browns Challenges [3/4])

Browns Challenges (1/2)

Date	Opp.	Time	Initial Call	Decision
9/29	BAL	8:32	L. Jackson pass complete to C. Moore for 26 yards	Ruling on the field reversed, pass incomplete.
10/7	SF	15:00	J.Garoppolo pass complete to D.Pettis for 11 yards	Ruling on the field stood
10/13	SEA	10:44	B.Mayfield pass complete to J.Landry to SEA 1. CLE challenged the short of goal line ruling	Ruling on the field was upheld

Opponent Challenges (1/3)

Date	Opp.	Time	Initial Call	Decision
9/22	LAR	9:43	Incomplete pass from J.Goff	Challenged play for possible defensive pass interference, play was upheld.
10/7	SF	13:49	B.Mayfield pass complete to R.Seals-Jones for 31 yards	Ruling on the field reversed, pass incomplete.
10/7	SF	8:32	J.Garoppolo pass incomplete short left to M.Goodwin	Ruling on the field stood
10/13	SEA	5:02	B.Mayfield pass complete to O.Beckham Jr. for 41 yards	Ruling on the field stood

2019 STARTING LINEUPS AND INACTIVES

OFFENSIVE GAME-BY-GAME STARTERS

Game	Opp.	WR	LT	LG	C	RG	RT	TE	WR	QB	RB	WR
09/8	Ten	J. Landry	G.Robinson	J.Bitonio	J.Tretter	E.Kush	C.Hubbard	D.Njoku	O.Beckham	B.Mayfield	N.Chubb	R.Higgins
09/16	at NYJ	J. Landry	G.Robinson	J.Bitonio	J.Tretter	E.Kush	C.Hubbard	D.Ratley(WR)	O.Beckham	B.Mayfield	N.Chubb	T.Taylor
9/22	LAR	J. Landry	G.Robinson	J.Bitonio	J.Tretter	E.Kush	J.McCray	D.Harris	O.Beckham	B.Mayfield	N.Chubb	P.Brown (TE)
9/29	at BAL	J. Landry	G.Robinson	J.Bitonio	J.Tretter	E.Kush	C.Hubbard	P.Brown	O.Beckham	B.Mayfield	N.Chubb	D.Ratley
10/7	at SF	J. Landry	G.Robinson	J.Bitonio	J.Tretter	E.Kush	C.Hubbard	P.Brown	O.Beckham	B.Mayfield	N.Chubb	A.Callaway
10/13	SEA	J. Landry	G.Robinson	J.Bitonio	J.Tretter	E.Kush	C.Hubbard	P.Brown	O.Beckham	B.Mayfield	N.Chubb	R.Seals-Jones (TE)
10/27	at NE											
11/3	at DEN											
11/10	BUF											
11/14	PIT											
11/24	MIA											
12/1	at PIT											
12/8	CIN											
12/15	at ARI											
12/22	BAL											
12/29	at CIN											

DEFENSIVE GAME-BY-GAME STARTERS

Game	Opp.	DE	DT	DT	DE	WILL	MIKE	CB	CB	S	S	DB
9/8	Ten	M.Garrett	L.Ogunjobi	S.Richardson	O.Vernon	C.Kirksey	J.Schobert	D.Ward	G.Williams	D.Randall	M.Burnett	J.Whitehead
9/16	at NYJ	M.Garrett	L.Ogunjobi	S.Richardson	O.Vernon	C.Kirksey	J.Schobert	D.Ward	G.Williams	E.Murray	M.Burnett	J.Whitehead
9/22	LAR	M.Garrett	L.Ogunjobi	S.Richardson	O.Vernon	M.Wilson	J.Schobert	T.Carrie	T.Mitchell	E.Murray	J.Whitehead	J.Burris
9/29	at BAL	M.Garrett	L.Ogunjobi	S.Richardson	O.Vernon	M.Wilson	J.Schobert	T.Carrie	T.Mitchell	D.Randall	E.Murray	J.Whitehead
10/7	at SF	M.Garrett	L.Ogunjobi	S.Richardson	O.Vernon	M.Wilson	J.Schobert	T.Carrie	T.Mitchell	D.Randall	M.Burnett	J.Whitehead
10/13	SEA	M.Garrett	L.Ogunjobi	S.Richardson	O.Vernon	M.Wilson	J.Schobert	T.Carrie	T.Mitchell	D.Randall	M.Burnett	J.Whitehead
10/27	at NE											
11/3	at DEN											
11/10	BUF											
11/14	PIT											
11/24	MIA											
12/1	at PIT											
12/8	CIN											
12/15	at ARI											
12/22	BAL											
12/29	at CIN											

GAME-BY-GAME INACTIVES

Game	Opp.								
9/8	Te	G.Gilbert	T.Taylor	S.Takitaki	G.Avery	A.Corbett	W.Teller	R.Seals-Jones	
9/16	at NYJ	D.Randall	D.Hilliard	G.Avery	A.Taylor	A.Corbett	K.Lamm	R.Higgins	
9/22	LA	D.Ward	D.Randall	G.Williams	M.Burnett	K.Lamm	C.Hubbard	R.Higgins	
9/29	at BAL	D.Ward	G.Williams	S.Redwine	M.Burnett	G.Avery	K.Lamm	R.Higgins	
10/7	at SF	T.Taylor	D.Ward	G.Williams	S.Redwine	G.Avery	K.Lamm	R.Higgins	
10/13	SEA	T.Taylor	D.Ward	G.Williams	G.Avery	K.Lamm	A.Corbett	D.Ratley	
10/27	at NE								
11/3	at DEN								
11/10	BUF								
11/14	PIT								
11/24	MIA								
12/1	at PIT								
12/8	CIN								
12/15	at ARI								
12/22	BAL								
12/29	at CIN								

2019 DEFENSIVE GAME-BY-GAME STATS

INTERCEPTIONS

Game	Opp.	No.	Yards	LG	TD	Players
9/8	TEN	0	0	0	0	0
9/16	at NYJ	0	0	0	0	0
9/22	LAR	2	15	15	0	J.Burris, T.J. Carrie
9/29	at BAL	2	0	0	0	J.Whitehead, D. Lawrence
10/7	at SF	0	0	0	0	0
10/13	SEA	0	0	0	0	0
10/27	at NE					
11/3	at DEN					
11/10	BUF					
11/14	PIT					
11/24	MIA					
12/1	at PIT					
12/8	CIN					
12/15	at ARI					
12/22	BAL					
12/29	at CIN					
Totals 6 games		4	15	15	0	

FUMBLES

		FUMBLES FORCED		FUMBLES RECOVERED	
Game	Opp.	No.	Players	No.	Players
9/8	TEN	0	None	0	None
9/16	at NYJ	1	J.Schobert	1	T.Carrie
9/22	LAR	1	M.Garrett	1	J.Schobert
9/29	at BAL	1	J.Whitehead	1	C.Thomas
10/7	at SF	0	None	0	None
10/13	SEA	1	O.Vernon	1	D.Lawrence
10/27	at NE				
11/3	at DEN				
11/10	BUF				
11/14	PIT				
11/24	MIA				
12/1	at PIT				
12/8	CIN				
12/15	at ARI				
12/22	BAL				
12/29	at CIN				
Totals 6 games		4		4	

QUARTERBACK SACKS

Game	Opp.	No.	Yards	Players
9/8	TEN	4	32	M.Burnett (1.0), M.Garrett (2.0), L.Ogunjobi (1.0)
9/16	at NYJ	4	32	M.Garrett (3.0), M.Burnett (1.0)
9/22	LAR	2	14	L.Ogunjobi (1.0), M.Garrett (1.0)
9/29	at BAL	4	25	J.Schobert (1.0), S.Richardson (1.0), D.Randall (1.0), O.Vernon (1.0)
10/7	at SF	2	10	M.Garrett (1.0), C.Thomas (1.0)
10/13	SEA	3	11	M.Garrett (2.0), D.Randall (1.0)
10/27	at NE			
11/3	at DEN			
11/10	BUF			
11/14	PIT			
11/24	MIA			
12/1	at PIT			
12/8	CIN			
12/15	at ARI			
12/22	BAL			
12/29	at CIN			
Totals 6 games		19	124	

2019 CLEVELAND BROWNS INDIVIDUAL BESTS

BROWNS

LONGEST RUN FROM SCRIMMAGE:	88, N.Chubb, at BAL (9/29)
LONGEST TOUCHDOWN RUN:	88, N.Chubb, at BAL (9/29)
LONGEST PASS COMPLETION:	89, O.Beckham Jr., at NYJ (9/16)
LONGEST TOUCHDOWN PASS:	89, O.Beckham Jr., at NYJ (9/16)
LONGEST PUNT RETURN:	18T, D.Hilliard, TEN (9/8), J.Landry, at NYJ (9/16)
LONGEST KICKOFF RETURN:	74, D.Hilliard, SEA (10/13)
MOST INTERCEPTIONS:	1T, T.Carrie, LAR (9/22), J.Burris, LAR (9/22)
LONGEST INTERCEPTION RETURN:	15, J.Burris, LAR (9/22)
LONGEST PUNT:	71, J.Gillan, at SF (10/7)
LONGEST FIELD GOAL:	48, A.Seibert, at NYJ (9/16)
MOST RUSHING ATTEMPTS:	23, N.Chubb, LAR (9/22)
MOST RUSHING YARDS:	165, N.Chubb, at BAL (9/29)
MOST PASS ATTEMPTS:	38, B.Mayfield, TEN (9/8)
MOST PASS COMPLETIONS:	25, B.Mayfield, TEN (9/8)
MOST YARDS PASSING:	342, B.Mayfield, at BAL (9/29)
MOST RECEPTIONS:	8, J.Landry, at BAL (9/29)
MOST YARDS RECEIVING:	167, J.Landry, at BAL (9/29)
MOST INTERCEPTIONS THROWN:	3T, B.Mayfield, TEN (9/8), SEA (10/13)
MOST RUSHING TOUCHDOWNS:	3, N.Chubb, at BAL (9/29)
MOST TOUCHDOWN PASSES:	1T, B.Mayfield, TEN (9/8), at NYJ (9/16), LAR (9/22), at BAL (9/29), SEA (10/13)
MOST TOUCHDOWN RECEPTIONS:	1T, D.Njoku, TEN (9/8), O.Beckham Jr., at NYJ (9/16) D.Harris, LAR (9/22), R. Seals-Jones, at BAL (9/29)\ R. Seals-Jones, SEA (10/13)
MOST QB SACKS:	3, M.Garrett, at NYJ (9/16)

OPPONENTS

LONGEST RUN FROM SCRIMMAGE:	83, M.Breida at SF (10/7)
LONGEST TOUCHDOWN RUN:	83, M.Breida at SF (10/7)
LONGEST PASS COMPLETION:	51, A.Brown, TEN (9/8)
LONGEST TOUCHDOWN PASS:	75, D.Henry, TEN (9/8)
LONGEST PUNT RETURN:	32, R.James, at SF (10/7)
LONGEST KICKOFF RETURN:	26, C.Moore, at BAL (9/29)
MOST INTERCEPTIONS:	1T, M.Butler, K.Byard, L.Ryan, TEN (9/8), D.Robert at NYJ (9/16), J.Johnson LAR (9/22) M.Canaday, at BAL (9/29), K. Williams, at SF (10/7), R.Sherman, at SF (10/7), T.Thompson, K.Wright, T.Flowers, SEA (10/13)
LONGEST INTERCEPTION RETURN:	49, K.Williams, at SF (10/7)
LONGEST PUNT:	70, B.Kern, TEN (9/8)
LONGEST FIELD GOAL:	53T, C.Santos, TEN (9/8), G.Zeurlein, LAR (9/22)
MOST RUSHING ATTEMPTS:	24, C.Carson, SEA (10/13)
MOST RUSHING YARDS:	124, C.Carson, SEA (10/13)
MOST PASS ATTEMPTS:	38, J.Goff, LAR (9/22)
MOST PASS COMPLETIONS:	24T, J.Goff, LAR (9/22) L.Jackson, at BAL (9/29)
MOST YARDS PASSING:	295, R.Wilson, SEA (10/13)
MOST RECEPTIONS:	11, C.Kupp, LAR (9/22)
MOST YARDS RECEIVING:	102, C.Kupp, LAR (9/22)
MOST INTERCEPTIONS THROWN:	2T, J.Goff, LAR (9/22) L.Jackson, at BAL (9/29)
MOST RUSHING TOUCHDOWNS:	1T, D.Henry, TEN (9/8), M.Breida, at SF (10/7) T.Coleman, at SF (10/7) C.Carson, R.Wilson, SEA (10/13)
MOST TOUCHDOWN PASSES:	3T, M.Mariota, TEN (9/8) L.Jackson, at BAL (9/29)
MOST TOUCHDOWN RECEPTIONS:	2T, De.Walker, TEN (9/8), C.Kupp, LAR (9/22) J.Brown, SEA (10/13)
MOST QB SACKS:	2.5, C.Wake, TEN (9/8)

SUPPLEMENTAL STATS

2019 BROWNS TEAM SCORING

Game	Opp.	BROWNS						OPPONENTS					
		1ST	2ND	3RD	4TH	OT	TOTAL	1ST	2ND	3RD	4TH	OT	TOTAL
9/8	TEN	6	0	7	0	0	13	3	9	10	21	0	43
9/16	at NYJ	6	10	7	0	0	23	0	3	0	0	0	3
9/22	LAR	0	6	7	0	0	13	3	0	7	10	0	20
9/29	at BAL	7	3	14	7	0	40	0	7	3	8	0	40
10/7	at SF	0	3	0	0	0	3	14	7	7	3	0	31
10/13	SEA	14	6	0	8	0	28	6	12	7	7	0	32
Totals	6 games	33	28	35	15	0	120	26	38	34	49	0	169

2019 TURNOVER TABLE

Game	Opp.	TAKEAWAYS				GIVEAWAYS				Difference	Result
		Fumbles	INTs	Total	Pts Off	Fumbles	INT	Total	Pts Off		
9/8	TEN	0	0	0	0	0	3	3	16	-3	L, 43-13
9/16	at NYJ	1	0	1	0	0	1	1	0	0	W, 23-3
9/22	LAR	1	2	3	3	0	1	1	0	+2	L, 13-20
9/29	at BAL	1	2	3	14	0	1	1	7	+2	W, 40-25
10/7	at SF	0	0	0	0	2	2	4	10	-4	L, 3-31
10/13	SEA	1	0	1	0	1	3	4	14	-3	L, 28-32
Totals	6 games	4	4	8	17	2	7	10	26	-6	

2019 BROWNS SCORING DRIVES

SEPT. 8 VS. TENNESSEE TITANS

Team	Qtr.	Time	Scoring Play	TEN	CLE
Browns	1	10:11	D.Hilliard 4 yd. run (kick failed, wr)	0	6
Titans	1	6:32	C.Santos 37 yd. Field Goal (7-73, 3:39)	3	6
Titans	2	9:39	D.Henry 1 yd. run (C.Santos kick) (11-87, 5:10)	10	6
Titans	2	1:42	B.Mayfield sacked in the end zone by C.Wake for a Safety	12	6
Titans	3	11:53	C.Santos 53 yd. Field Goal (5-44, 3:07)	15	6
Browns	3	2:10	D.Njoku 3 yd. pass from B. Mayfield (A. Seibert kick) (6-61, 3:42)	15	6
Titans	3	1:57	D.Henry 75 yd. pass from M.Mariota (C.Santos kick) (1-75, 0:13)	22	13
Titans	4	12:32	De.Walker 11 yd. pass from M.Mariota (C.Santos kick) (4-35, 1:39)	29	13
Titans	4	9:03	De.Walker 7 yd. pass from M.Mariota (C.Santos kick) (4-34, 2:14)	36	13
Titans	4	3:02	M.Butler 38 yd. interception return (C.Santos kick)	43	13

SEPT. 16 AT NEW YORK JETS

Team	Qtr.	Time	Scoring Play	CLE	NYJ
Browns	1	10:27	A.Seibert 23 yd. Field Goal (11-76, 4:33)	3	0
Browns	1	6:15	A.Seibert 48 yd. Field Goal (6-22, 2:32)	6	0
Browns	2	10:16	N.Chubb 19 yd. run (A.Seibert kick) (5-53, 3:07)	13	0
Jets	2	2:56	S.Ficken 46 yd. Field Goal (11-47, 7:20)	13	3
Browns	2	0:00	A.Seibert 43 yd. Field Goal (5-15, 0:35)	16	3
Browns	3	3:32	O.Beckham 89 yd. pass from B.Mayfield (A.Seibert kick) (1-89, 0:11)	23	3

SEPT. 22 VS LOS ANGELES RAMS

Team	Qtr.	Time	Scoring Play	CLE	LAR
Rams	1	4:06	G.Zuerlein 53 yd. Field Goal (11-51, 4:58)	0	3
Browns	2	6:15	A.Seibert 23 yd. Field Goal (13-70, 7:25)	3	3
Browns	2	0:00	A.Seibert 35 yd. Field Goal (4-0, 0:18)	6	3
Rams	3	10:40	C.Kupp 11 yd. pass from J.Goff (G.Zuerlein kick) (10-75, 4:20)	6	10
Browns	3	4:37	D.Harris 2 yd. pass from B.Mayfield (A.Seibert kick) (11-75, 6:03)	13	10
Rams	4	12:48	C.Kupp 6 yd. pass from J.Goff (G.Zuerlein kick) (8-72, 4:12)	13	17
Rams	4	6:37	G.Zuerlein 37 yd. Field Goal (9-43, 2:37)	13	20

SEPT. 29 VS BALTIMORE RAVENS

Team	Qtr.	Time	Scoring Play	CLE	BAL
Browns	1	2:50	R.Seals-Jones 9 yd. pass from B.Mayfield (A.Seibert kick) (13-84, 8:31)	7	0
Ravens	2	1:55	M.Boykin 9 yd. pass from L.Jackson (J.Tucker kick) (7-58, 3:40)	7	7
Browns	2	0:08	A.Seibert 24 yd. Field Goal (10-81, 1:47)	10	7
Ravens	3	11:15	J.Tucker 41 yd. Field Goal (8-62, 3:45)	10	10
Browns	3	9:41	N.Chubb 14 yd. run (A.Seibert kick) (3-75, 1:34)	17	10
Browns	3	0:53	N.Chubb 2 yd. run (A.Seibert kick) (8-74, 5:18)	24	10
Ravens	4	9:51	M.Andrews 8 yd. pass from L.Jackson (M.Ingram run) (14-75, 6:02)	24	18
Browns	4	9:35	N.Chubb 88 yd. run (pass failed) (1-83, 0:16)	30	18
Browns	4	6:56	A.Seibert 43 yd. Field Goal (4-6, 1:19)	33	18
Browns	4	2:14	D.Hilliard 1 yd. run (A.Seibert kick) (6-39, 3:07)	40	18
Ravens	4	0:30	W.Snead 50 yd. pass from L.Jackson (J.Tucker kick) (5-79, 1:44)	40	25

OCT. 7 AT SAN FRANCISCO 49ERS

<u>Team</u>	<u>Qtr.</u>	<u>Time</u>	<u>Scoring Play</u>	<u>CLE</u>	<u>SF</u>
49ers	1	13:17	M.Breida 83 yd. run (R.Gould kick) (1-83, 0:11)	0	7
49ers	1	6:26	M.Breida 5 yd. pass from J.Garoppolo (R.Gould kick) (8-74, 3:57)	0	14
Browns	2	11:22	A.Seibert 30 yd. Field Goal (10-51, 4:47)	3	14
49ers	2	1:54	T.Coleman 19 yd. run (R.Gould kick) (6-49, 2:51)	3	21
49ers	3	10:37	G.Kittle 22 yd. pass from J.Garoppolo (R.Gould kick) (9-90, 4:23)	3	28
49ers	4	5:08	R.Gould 44 yd. Field Goal (4-3, 1:54)	3	31

OCT. 13 VS SEATTLE SEAHAWKS

<u>Team</u>	<u>Qtr.</u>	<u>Time</u>	<u>Scoring Play</u>	<u>SEA</u>	<u>CLE</u>
Browns	1	13:01	N.Chubb 7 yd. run (A.Seibert kick) (3-23, 1:59)	0	7
Seahawks	1	8:52	R.Wilson 16 yd. run (kick failed, wr) (7-75, 4:09)	6	7
Browns	1	4:43	B.Mayfield 10 yd. run (A.Seibert kick) (10-69, 4:09)	6	14
Browns	2	14:54	R.Seals-Jones 31 yd. pass from B.Mayfield (kick failed, wl) (3-92, 1:25)	6	20
Seahawks	2	10:46	J.Myers 38 yd. Field Goal (9-55, 4:08)	9	20
Seahawks	2	7:25	J.Myers 20 yd. Field Goal (6-18, 2:41)	12	20
Seahawks	2	0:22	J.Brown 17 yd. pass from R.Wilson (run failed)	18	20
Seahawks	3	6:00	J.Brown 6 yd. pass from R.Wilson (J.Myers kick) (7-58, 2:54)	25	20
Browns	4	9:02	N.Chubb 3 yd. run (B.Mayfield-D.Harris pass) (2-24, 0:46)	25	28
Seahawks	4	3:30	C.Carson 1 yd. run (J.Myers kick) (9-79, 5:32)	32	28

2019 BALL POSSESSION AND DRIVE CHART

CLEVELAND BROWNS VS. TENNESSEE TITANS (9/8/19)

TITANS(29:18)					BROWNS (30:42)				
AVERAGE DRIVE START TEN 34					AVERAGE DRIVE START CLE 17				
	Plays	Yards	Time	End		Plays	Yards	Time	End
1.	7	73	6:32	Field Goal	1.	8	73	10:11	Touchdown
2.	3	2	2:17	Punt	2.	4	-5	3:29	Punt
3.	11	87	9:39	Touchdown	3.	5	28	14:49	Punt
4.	7	29	5:03	Punt	4.	3	9	8:27	Punt
5.	3	-1	1:47	Punt	5.	3	-3	3:30	Punt
6.	4	11	0:57	Punt	6.	1	-3	1:42	Safety
7.	5	44	11:53	Field Goal	7.	6	32	0:00	End of Half
8.	3	1	5:52	Punt	8.	5	30	8:23	Punt
9.	1	75	1:57	Touchdown	9.	6	61	2:10	Touchdown
10.	4	35	12:32	Touchdown	10.	6	20	14:11	Interception
11.	4	34	9:03	Touchdown	11.	3	6	11:17	Interception
12.	4	-14	3:11	Punt	12.	8	24	5:36	Downs
13.	2	-2	0:00	End of Game	13.	1	0	3:02	Interceptions
					14.	4	9	1:16	Downs

CLEVELAND BROWNS AT NEW YORK JETS (9/16/19)

BROWNS (29:41)					JETS (30:19)				
AVERAGE DRIVE START CLE 34					AVERAGE DRIVE START NYJ 18				
	Plays	Yards	Time	End		Plays	Yards	Time	End
1.	11	76	4:33	Field Goal	1.	3	-2	1:40	Punt
2.	6	22	2:17	Field Goal	2.	3	4	0:57	Punt
3.	5	18	9:39	Punt	3.	6	0	4:15	Punt
4.	5	53	5:03	Touchdown	4.	11	47	7:20	Field Goal
5.	6	25	1:47	Punt	5.	3	-3	0:22	Punt
6.	5	15	0:57	Field Goal	6.	3	0	2:11	Punt
7.	3	6	11:53	Punt	7.	3	4	2:00	Punt
8.	3	1	5:52	Punt	8.	8	60	3:27	Downs
9.	1	89	1:57	Touchdown	9.	3	8	1:25	Punt
10.	3	8	12:32	Punt	10.	6	45	2:46	Downs
11.	5	23	9:03	Interception	11.	5	57	2:51	Fumble
12.	9	49	5:54	Punt	12.	6	58	1:05	End of Game

2019 BALL POSSESSION AND DRIVE CHART

CLEVELAND BROWNS VS. LOS ANGELES RAMS (9/22/19)

RAMS (28:23)					BROWNS (31:37)				
AVERAGE DRIVE START LA 26					AVERAGE DRIVE START CLE 33				
	Plays	Yards	Time	End		Plays	Yards	Time	End
1.	3	6	1:34	Punt	1.	4	2	3:04	Punt
2.	11	51	4:58	Field Goal	2.	3	7	1:18	Punt
3.	6	31	2:14	Punt	3.	13	70	7:25	Field Goal
4.	7	32	3:34	Missed FG	4.	3	6	1:45	Punt
5.	6	19	1:44	Fumble	5.	4	21	2:06	Punt
6.	10	75	4:20	Touchdown	6.	4	0	0:18	Field Goal
7.	3	15	1:06	Interception	7.	11	75	6:03	Touchdown
8.	8	72	4:12	Touchdown	8.	3	2	1:31	Punt
9.	9	43	2:37	Field Goal	9.	7	37	3:34	Downs
10.	3	7	1:37	Interception	10.	3	-8	2:14	Punt
11.	1	-1	0:27	End of Game	11.	10	53	2:19	Interception

CLEVELAND BROWNS VS. BALTIMORE RAVENS (9/29/19)

BROWNS (30:17)					RAVENS (29:43)				
AVERAGE DRIVE START CLE 26					AVERAGE DRIVE START BAL 28				
	Plays	Yards	Time	End		Plays	Yards	Time	End
1.	3	-1	1:28	Punt	1.	3	2	2:11	Punt
2.	13	84	8:31	Touchdown	2.	7	26	2:57	Punt
3.	5	22	3:21	Punt	3.	6	14	3:13	Punt
4.	6	43	2:44	Interception	4.	7	58	3:40	Touchdown
5.	10	81	1:47	Field Goal	5.	1	-1	0:08	End of Half
6.	3	75	1:34	Touchdown	6.	8	62	3:45	Field Goal
7.	8	74	5:18	Touchdown	7.	7	49	3:30	Fumble
8.	1	83	0:16	Touchdown	8.	14	75	6:02	Touchdown
9.	4	6	1:19	Field Goal	9.	4	7	1:20	Downs
10.	3	0	0:22	Punt	10.	4	21	1:04	Interception
11.	6	39	3:07	Touchdown	11.	2	0	0:09	Interception
12.	1	-1	0:30	End of Game	12.	5	79	1:44	Touchdown

CLEVELAND BROWNS AT SAN FRANCISCO 49ERS (10/7/19)

BROWNS (22:17)					49ERS (37:43)				
AVERAGE DRIVE START CLE 26					AVERAGE DRIVE START SF 34				
	Plays	Yards	Time	End		Plays	Yards	Time	End
1.	4	17	1:32	Punt	1.	1	83	0:11	Touchdown
2.	1	0	0:15	Interception	2.	3	1	1:01	Punt
3.	3	-6	1:38	Punt	3.	8	74	3:57	Touchdown
4.	5	7	2:52	Fumble	4.	4	0	2:25	Missed FG
5.	10	51	4:47	Field Goal	5.	5	15	2:50	Punt
6.	7	72	3:47	Interception	6.	6	49	2:51	Touchdown
7.	3	-5	1:10	Punt	7.	4	4	0:34	Missed FG
8.	1	-10	0:10	End of Half	8.	9	90	4:23	Touchdown
9.	4	22	1:29	Punt	9.	15	82	7:37	Blocked FG
10.	3	0	0:29	Punt	10.	6	12	2:57	Punt
11.	3	3	2:38	Punt	11.	4	0	3:25	Punt
12.	3	4	1:30	Punt	12.	4	3	1:54	Field Goal
					13.	6	10	3:38	End of Game

CLEVELAND BROWNS VS SEATTLE SEAHAWKS (10/13/19)

BROWNS (26:19)					SEAHAWKS (33:41)				
AVERAGE DRIVE START CLE 36					AVERAGE DRIVE START SEA 32				
	Plays	Yards	Time	End		Plays	Yards	Time	End
1.	3	23	1:59	Touchdown	1.	7	75	4:09	Touchdown
2.	10	69	4:09	Touchdown	2.	7	36	3:24	Punt
3.	3	92	1:25	Touchdown	3.	9	55	4:08	Field Goal
4.	3	1	0:40	Blocked Punt	4.	6	18	2:41	Field Goal
5.	4	29	1:13	Interception	5.	3	7	1:10	Punt
6.	9	70	3:33	Interception	6.	8	88	1:07	Touchdown
7.	4	23	0:22	End of Half	7.	3	-8	2:28	Punt
8.	7	21	3:38	Fumble	8.	7	58	2:54	Touchdown
9.	4	3	2:23	Punt	9.	6	36	2:36	Fumble
10.	10	43	5:22	Downs	10.	3	-1	0:51	Punt
11.	2	24	0:46	Touchdown	11.	9	79	5:32	Touchdown
12.	2	-5	0:49	Interception	12.	8	21	2:41	End of Game

2019 RED ZONE EFFICIENCY

	BROWNS	OPPONENTS
Number of trips into opponent's red zone	21	14
Total scores	17	10
Touchdowns	11	9
Field goals/attempts	6/6	4/5
Touchdown percentage	52.4	64.3
Scoring percentage	81.0	71.4
Turnovers	4	1
Downs	1	1
Missed field goals	0	1
Time expired	0	0
Ended without trying to score	0	0
Scores from outside the red zone	5	8
Touchdowns	3	2
Field goals	2	1
Safeties	0	1

LONGEST DRIVES

GAME-BY-GAME - LONGEST DRIVES - PLAYS

		BROWNS			OPPONENTS		
Game		#Plays	Net Yards/Time	Drive Result	#Plays	Net Yards/Time	Drive Result
9/8	TEN	8	73/10:11	Touchdown	11	87/9:39	Touchdown
9/16	NYJ	11	76/10:27	Field Goal	11	42/2:56	Field Goal
9/22	LAR	13	70/7:25	Field Goal	11	51/4:48	Field Goal
9/29	BAL	13	84/8:31	Touchdown	14	75/6:02	Touchdown
10/7	SF	10	51/4:47	Field Goal	15	82/7:37	Blocked FG
10/13	SEA	10	69/4:09	Touchdown	9	55/4:08	Field Goal
		10	43/5:22	Turnover on Downs	9	79/5:32	Touchdown
10/27	NE						
11/3	DEN						
11/10	BUF						
11/14	PIT						
11/24	MIA						
12/1	PIT						
12/8	CIN						
12/15	ARI						
12/22	BAL						
12/29	CIN						

GAME-BY-GAME - LONGEST DRIVES - NET YARDS

		BROWNS			OPPONENTS		
Game		#Plays	Net Yards/Time	Drive Result	#Plays	Net Yards/Time	Drive Result
9/8	TEN	8	73/10:11	Touchdown	11	87/9:39	Touchdown
9/16	NJY	89	1/0:11	Touchdown	8	60/3:43	Downs
9/22	LAR	11	75/6:03	Touchdown	10	75/4:20	Touchdown
9/29	BAL	13	84/8:31	Touchdown	5	79/1:44	Touchdown
10/7	SF	7	72/3:47	Interception	9	90/4:23	Touchdown
10/13	SEA	3	92/1:25	Touchdown	8	88/1:07	Touchdown
10/27	NE						
11/3	DEN						
11/10	BUF						
11/14	PIT						
11/24	MIA						
12/1	PIT						
12/8	CIN						
12/15	ARI						
12/22	BAL						
12/29	CIN						

2019 LONGEST PLAYS

LONGEST PLAYS FROM SCRIMMAGE

BROWNS		
Yards	Opponent	Play
89	9/16 at NYJ	O.Beckham Jr. TD reception
88	9/29 at BAL	N.Chubb TD rush
65	9/29 at BAL	J.Landry reception
59	9/29 at BAL	R.Seals-Jones reception
52	10/13 vs. SEA	N.Chubb rush
41	10/13 vs. SEA	O.Beckham Jr. reception
37	10/7 at SF	N.Chubb rush
35	9/8 vs. TEN	R.Higgins reception
34	9/8 vs. TEN	J.Landry reception
33	9/16 at NYJ	O.Beckham Jr. reception
31	10/13 vs. SEA	R.Seals-Jones reception
30	9/22 vs. LAR	N.Chubb reception
29	9/29 at BAL	J.Landry reception
29	9/16 at NYJ	D.Ratley reception
27	10/13 vs. SEA	J.Landry reception
27	9/16 at NYJ	D.Johnson reception
27	9/22 vs. LAR	J.Landry reception
25	10/7 at SF	J.Landry reception
25	9/22 vs. LAR	J.Landry reception
25	9/16 at NYJ	J.Landry reception
24	9/8 vs. TEN	O.Beckham Jr. reception
23	9/8 vs. TEN	J.Landry reception
21	10/13 vs. SEA	N.Chubb rush
21	9/16 at NYJ	O.Beckham Jr. reception
21	9/16 at NYJ	D.Ratley reception
20	10/7 at SF	J.Landry reception
20	10/7 at SF	O.Beckham Jr. reception

No. of 20-plus yard plays: 27 (4 rush, 23 pass)
No. of 40-plus yard plays: 6 (2 rush, 4 pass)

OPPONENTS		
Yards	Opponent	Play
83	10/7 at SF	M.Breida TD rush
75	9/8 vs. TEN	D.Henry TD reception
51	9/8 vs. TEN	A.Brown reception
50	9/29 at BAL	W.Snead TD reception
47	9/8 vs. TEN	A.Brown reception
36	9/16 at NYJ	Ro.Anderson reception
35	10/13 vs. SEA	T.Lockett reception
30	10/13 vs. SEA	DK.Metcalf reception
30	9/16 at NYJ	J.Crowder reception
29	9/29 at BAL	L.Jackson rush
29	9/29 at BAL	H.Hurst reception
25	10/13 vs. SEA	C.Carson rush
25	9/8 vs. TEN	De.Walker reception
23	10/13 vs. SEA	C.Carson rush
23	9/22 vs. LAR	B.Cooks reception
22	10/13 vs. SEA	T.Lockett reception
22	10/7 AT SF	G.Kittle TD reception
22	9/22 vs. LAR	C.Kupp reception
21	10/13 vs. SEA	C.Carson reception
21	9/22 vs. LAR	C.Kupp reception
20	10/13 vs. SEA	N.Bellore reception
20	9/16 at NYJ	Ro.Anderson reception

No. of 20-plus yard plays: 17 (3 rush, 14 pass)
No. of 40-plus yard plays: 5 (1 rush, 4 pass)

LONGEST KICK/PUNT RETURNS

BROWNS			
Type	Yards	Opponent	Returner
KR	74	10/13 vs. SEA	D.Hilliard
KR	32	9/8 vs. TEN	D.Hilliard
KR	28	10/13 vs. SEA	D.Hilliard
KR	26	10/7 at SF	D.Hilliard
KR	23	9/16 at NYJ	T.Taylor
KR	23	9/8 vs. TEN	D.Johnson

No. of 20-plus yard returns: 5 (5 kickoff, 0 punt)
No. of 40-plus yard returns: 1 (1 kickoff, 0 punt)

OPPONENTS			
Type	Yards	Opponent	Returner
PR	32	10/7 at SF	R.James Jr.
KR	26	9/29 at BAL	C.Moore
KR	23	9/8 vs. TEN	A.Jackson
KR	21	10/13 vs. SEA	T.Lockett
KR	20	9/29 at BAL	J.Hill
KR	20	9/16 at NYJ	T.Cannon

No. of 20-plus yard returns: 6 (5 kickoff, 1 punt)
No. of 40-plus yard returns: 0 (0 kickoff, 0 punt)

