



SUNDAY, OCT. 27, 2019 • NEW ERA FIELD

PHILADELPHIA EAGLES
GAME NOTES

PHILADELPHIA EAGLES GAME NOTES



PHILADELPHIA EAGLES (3-4)

Head Coach: **Doug Pederson** (4th Year)
Division: NFC East (2nd)



BUFFALO BILLS (5-1)

Head Coach: **Sean McDermott** (3rd Year)
Division: AFC East (2nd)

SUNDAY, OCT. 27, 2019 • 1:00 PM EST (FOX) • NEW ERA FIELD

- Philadelphia has registered a 7-6 (.538) all-time record vs. Buffalo in a series that dates back to 1973. The Eagles are 3-4 (.429) in games played at New Era Field.
- Since 2003, Philadelphia has won 3 of its previous 4 games vs. Buffalo. The Eagles defeated the Bills, 23-20, at home in their last meeting on 12/13/15.

BROADCAST INFORMATION

TELEVISION (NBC)

Chris Myers (play-by-play)
Daryl Johnston (analyst) • **Laura Okmin** (sideline)



NATIONAL RADIO (Westwood One)

Josh Appel (play-by-play)
Hank Bauer (analyst)



EAGLES RADIO (94 WIP)

Merrill Reese (play-by-play)
Mike Quick (analyst) • **Howard Eskin** (sideline)



EAGLES SPANISH RADIO (WTTM 1680 AM)

Rickie Ricardo (play-by-play) • **Bill Kulik** (analyst)
Luis Torres (analyst) • **Maria Berral** (reporter)

PRESEASON

PRESEASON 1	PRESEASON 2	PRESEASON 3	PRESEASON 4
 THU • AUG 8 7:30 PM LINCOLN FINANCIAL FIELD L, 10-27	 THU • AUG 15 7:00 PM TIAA BANK FIELD W, 24-10	 THU • AUG 22 7:30 PM LINCOLN FINANCIAL FIELD L, 15-26	 THU • AUG 29 7:00 PM METLIFE STADIUM L, 0-6
WEEK 5	WEEK 6	WEEK 7	WEEK 8
 SUN • OCT 6 1:00 PM LINCOLN FINANCIAL FIELD W, 31-6	 SUN • OCT 13 1:00 PM U.S. BANK STADIUM L, 20-38	 SUN • OCT 20 8:20 PM AT&T STADIUM L, 10-37	 SUN • OCT 27 1:00 PM NEW ERA FIELD FOX
WEEK 14	WEEK 15	WEEK 16	WEEK 17
 MON • DEC 9 8:15 PM LINCOLN FINANCIAL FIELD ESPN	 SUN • DEC 15 1:00 PM FEDEXFIELD FOX	 SUN • DEC 22 4:25 PM LINCOLN FINANCIAL FIELD FOX	 SUN • DEC 29 1:00 PM METLIFE STADIUM FOX

REGULAR SEASON

WEEK 1	WEEK 2	WEEK 3	WEEK 4
 SUN • SEP 8 1:00 PM LINCOLN FINANCIAL FIELD W, 32-27	 SUN • SEP 15 8:20 PM MERCEDES-BENZ STADIUM L, 20-24	 SUN • SEP 22 1:00 PM LINCOLN FINANCIAL FIELD L, 24-27	 THU • SEP 26 8:20 PM LAMBEAU FIELD W, 34-27
WEEK 9	WEEK 11	WEEK 12	WEEK 13
 SUN • NOV 3 1:00 PM LINCOLN FINANCIAL FIELD FOX	 SUN • NOV 17 4:25 PM LINCOLN FINANCIAL FIELD CBS	 SUN • NOV 24 8:20 PM LINCOLN FINANCIAL FIELD NBC	 SUN • DEC 1 1:00 PM HARD ROCK STADIUM FOX

[f /PhiladelphiaEagles](#)
[t @Eagles](#)
[i @philadelphiaeagles](#)
[y @eagles](#)

FLY EAGLES FLY

www.philadelphiaeagles.com

Lincoln Financial Field

HOME AWAY WILD CARD JAN 4-5 • DIVISIONAL JAN 11-12 • CHAMPIONSHIP JAN 19 • PRO BOWL JAN 26 • SUPER BOWL LIV FEB 2



NFC EAST STANDINGS

Team	W-L	W%	PF	PA	Home	Away	Conf	Div
Cowboys	4-3	.571	190	124	3-1	1-2	3-2	3-0
Eagles	3-4	.428	171	186	2-1	1-3	2-4	1-1
Giants	2-5	.285	132	187	1-3	1-2	2-3	1-1
Redskins	1-6	.142	90	176	0-4	1-2	0-5	0-3

DOUG PEDERSON ERA

- **Doug Pederson** has led the Eagles to a 36-24 record since 2016 (including playoffs), which marks the highest winning percentage (.600) by a head coach in franchise history.

HEAD COACH WINNING PERCENTAGE

(Eagles All-Time History, Including Playoffs)

Rk.	Head Coach	W%	W-L
1.	Doug Pederson (2016-)	.600	36-24
2.	Greasy Neale (1941-50)	.596	66-44-5
3.	Andy Reid (1999-2012)	.578	140-102-1

NOTES TO KNOW

- Philadelphia owns the No. 6-ranked rushing defense (89.6) in the NFL. The Eagles also rank 1st in that category since 2016 (including playoffs), allowing 92.8 rushing yards per game.
- Philadelphia has produced the 5th-best third-down offense (48.4%) in the NFL, behind Dallas (51.9%), Oakland (50.0%), L.A. Chargers (48.9%) and Houston (48.9%). The Eagles' 48.4% third-down conversion rate is the team's 3rd-best mark through 7 games since at least 1991, trailing only the 1994 (51.0%) and 2017 (50.6%) campaigns.

KEY PLAYER NOTES

- **Carson Wentz** ranks 2nd among NFL QBs in passing TDs per game (2.16) since 2017, behind **Patrick Mahomes** (2.71). Wentz is also tied with **Matt Ryan** for the 5th-best passer rating (100.0) in the NFL in that span, trailing only Mahomes (112.1), **Drew Brees** (108.8), **Russell Wilson** (104.4) and **Deshaun Watson** (130.3) (min. 500 attempts).
- **Jordan Howard** ranks 3rd among NFC RBs (9th in NFL) in rushing average (4.51), behind **Dalvin Cook** (5.45) and **Christian McCaffrey** (4.87) (min. 75 attempts). Howard also ranks 4th in the NFL (leads NFC) in rushing first down % (26.1%), trailing only **Mark Ingram** (28.3%), **Carlos Hyde** (27.0%) and **Marlon Mack** (26.1%) (min. 75 attempts).
- **Miles Sanders** is the first NFL RB to post 450+ scrimmage yards (450) and 250+ return yards (259) in their first 7 career games since **Adrian Peterson** in 2007 (927-324). Sanders leads all NFL rookies with 709 all-purpose yards.
- **Alshon Jeffery** is tied for the team lead with 3 receiving TDs. Since joining the Eagles in 2017, Jeffery ranks 9th among NFL WRs with 18 receiving TDs (16 in red zone).
- **Brandon Graham** leads the Eagles defense with 4.0 sacks and ranks 6th in team history with 46.5 career sacks.

AFC EAST STANDINGS

Team	W-L	W%	PF	PA	Home	Away	Conf	Div
Patriots	7-0	1.000	223	48	3-0	4-0	5-0	4-0
Bills	5-1	.833	121	91	2-1	3-0	4-1	2-1
Jets	1-5	.167	63	156	1-3	0-2	0-4	0-3
Dolphins	0-6	.000	63	211	0-4	0-2	0-4	0-2

TEAM LEADERS

PASSING YARDS (TDs/INTs)

Carson Wentz	1,649 (13/4)	Josh Allen	1,324 (7/7)
Josh McCown	24 (0/0)	Matt Barkley	127 (0/1)

RUSHING YARDS (TDs)

Jordan Howard	347 (4)	Frank Gore	388 (2)
Miles Sanders	220 (0)	Josh Allen	190 (3)
Carson Wentz	94 (1)	Devin Singletary	153 (1)

RECEIVING YARDS (TDs)

Zach Ertz	404 (1)	John Brown	473 (2)
Nelson Agholor	254 (3)	Cole Beasley	283 (1)
Alshon Jeffery	253 (3)	Dawson Knox	178 (1)
Miles Sanders	230 (1)	Isaiah McKenzie	112 (1)

POINTS

Jake Elliott	41	Stephen Hauschka	33
Jordan Howard	30	Josh Allen	20
Alshon Jeffery	24	John Brown	12
Nelson Agholor	18	Frank Gore	12

INTERCEPTIONS (YARDS)

Nathan Gerry	2 (51)	Tre'Davious White	3 (1)
<i>Several players tied</i>	1	<i>Several players tied</i>	1 (0)

SACKS (YARDS)

Brandon Graham	4.0 (-21)	Jordan Phillips	4.0 (-31)
Derek Barnett	3.0 (-15)	Lorenzo Alexander	2.0 (-13)
Hassan Ridgeway	2.0 (-17)	Jerry Hughes	1.5 (6.5)

GROSS PUNTING (NET)

Cameron Johnston	47.6 (44.6)	Corey Bojorquez	42.6 (34.4)
-------------------------------	-------------	------------------------------	-------------

FIELD GOALS (%)

Jake Elliott	8 (100.0%)	Stephen Hauschka	7 (77.7%)
---------------------------	------------	-------------------------------	-----------

EAGLES vs. AFC OPPONENTS

- Since 2003, Philadelphia has produced a 40-24-1 record vs. AFC opponents, marking the 4th-highest interconference winning percentage (.623) in the NFL in that span (also the best mark among NFC teams).


INTERCONFERENCE WINNING PERCENTAGE (NFL Teams Since 2003)

Rk.	Team	W%	W-L
1.	New England Patriots	.803	53-13
2.	Pittsburgh Steelers	.667	44-22
3.	Indianapolis Colts	.646	42-23
4.	Philadelphia Eagles	.623	40-24-1
5.	Baltimore Ravens	.621	41-25
6.	Tennessee Titans	.600	39-26



In 1994, **Jeffrey Lurie** purchased the Philadelphia Eagles, launching the most successful run in franchise history.

During his time as Chairman and CEO, the Eagles have become a perennial contender, establishing a winning tradition by capturing eight NFC East titles, playing in six NFC Championships and making appearances in **Super Bowls XXXIX** and **LII**. In 2017, Philadelphia captured the first **Super Bowl** victory in franchise history by defeating the New England Patriots, 41-33, in **Super Bowl LII**. This unprecedented run of success has led to a greater overall winning percentage, more playoff games (28), and more playoff victories (15) than under all previous ownership groups combined.



While Lurie's teams have thrived on the field, he has also built a successful business and community-oriented organization over the two decades that he has served as Chairman and CEO.

After purchasing the Eagles, Lurie recognized that the organization was in need of a total reconstruction, design, and relocation of its office headquarters, practice facility, and stadium. He immediately committed to providing the franchise with everything it needed to succeed and constructed two state-of-the-art facilities in South Philadelphia: the **NovaCare Complex** (2001) and **Lincoln Financial Field** (2003).

Although **Lincoln Financial Field** was erected specifically to house its primary tenant, the Philadelphia Eagles, Lurie also created a multidimensional event destination that could house a wide variety of events. Fittingly, the first ticketed event at the new stadium was a soccer match between Manchester United and FC Barcelona in August 2003.

Since then, **Lincoln Financial Field** has continued to evolve with an ever-changing entertainment landscape and underwent a two-year, \$125 million revitalization in 2013. Over the years, the venue has hosted high-profile events including sold-out concerts, national and international soccer matches, the NCAA Lacrosse Championships, the Army-Navy Game, Monster Jam, Temple University football games, and more.

A thoughtful and compassionate philanthropist with family ties to autism, Lurie is devoted to raising critical funds for the neurodevelopmental disorder, and has leveraged his resources as a professional sports owner to turn autism *awareness* into *action*.

In 2018, Lurie launched the inaugural **Eagles Autism Challenge** to help drive scientific breakthroughs and establish Philadelphia as a major center for autism research and care. The team's signature cycling and 5K run/walk event directs 100 percent of participant-raised funds to the groundbreaking research being conducted at leading Philadelphia institutions. Over the first two years, the Eagles Autism Challenge has raised more than \$6 million in new money for the city, which has gone on to fund institutions conducting important work in the field of autism.

"Autism is one of the most under-funded conditions in the country and we need to turn awareness into action," Lurie has noted. "Those who have autism are wonderful people, usually highly intelligent, sweet, and caring. They are often unable to effectively communicate with others. We need to support as

CONFERENCE CHAMPIONSHIP APPEARANCES (SINCE 1995)

Rk	Team	Appearances
1.	New England Patriots	14
2.	Pittsburgh Steelers	8
3.	Green Bay Packers	7
4.	Philadelphia Eagles	6
5t.	Denver Broncos	5
	Indianapolis Colts	5

REGULAR-SEASON RECORDS & PLAYOFF APPEARANCES (SINCE 1995)

Rk	Team	Record (Pct.)	Appearances
1.	New England Patriots	276-115 (.706)	19
2.	Green Bay Packers	246-143-2 (.632)	17
3.	Pittsburgh Steelers	244-144-2 (.628)	15
4.	Indianapolis Colts	231-159 (.592)	17
5.	Denver Broncos	230-161 (.588)	12
6.	Philadelphia Eagles	218-171-2 (.560)	14
7.	Seattle Seahawks	216-174-1 (.554)	13

LURIE'S LANDMARKS



- Is the winningest owner in Eagles history and has led the franchise longer than any owner in team history
- One of Lurie's philanthropic endeavors was the creation of the team's non-profit charitable wing in 1995. For 20 years, Eagles Youth Partnership (EYP) served more than 50,000 at-risk children in the Greater Philadelphia region annually with a focus on health and education programming
- In 2015, Lurie oversaw EYP's transition to the **Eagles Charitable Foundation** that now provides children in the local community with greater access to vision care and autism research and services. Its signature program – the **Eagles Eye Mobile** – travels to local schools to provide free eye exams and prescription eyeglasses to under- and uninsured students
- Under Lurie's direction, the Eagles launched the groundbreaking **Go Green** initiative aimed at reducing the organization's footprint on the environment and creating programs that improve the quality of life in the Philadelphia region. In December 2018, Lincoln Financial Field was awarded LEED Gold certification by the U.S. Green Building Council. Additionally, the Eagles are the first professional sports team in the world to have received the prestigious ISO 20121 Event Sustainability Management System certification
- Lurie's Screen Pass Pictures served as executive producers of *Inside Job*, the 2010 documentary film, which earned the Academy Award for Best Documentary Feature and *Inocente*, which earned an Academy Award for Best Short Documentary in 2013
- Lurie is a director of the NLM Family Foundation, which devotes resources to autism research and education, and he also established the Lurie Family Foundation



much dynamic research as possible in order to create real breakthroughs.”

Through his ongoing work to find cures for neurodevelopmental diseases and disorders, the American Brain Foundation presented Lurie with the Commitment to Cures Award on May 8, 2019.

A year earlier, during the 2018 offseason, Lurie was honored by the Fritz Pollard Alliance with the 2018 Paul “Tank” Younger Award. The award is granted annually to an NFL executive, coach or owner who promotes racial and gender diversity. Lurie’s efforts to foster civic responsibility throughout the organization have also led to the Philadelphia Eagles being recognized by many for supporting social justice and human rights initiatives.

In 2011, in acknowledgment of the organization’s commitment to the community, as well as their **Tackling Breast Cancer** and **Go Green** campaigns, the Eagles were presented with the coveted Sports Team of the Year Award by Beyond Sport.

Prior to entering business, Lurie served as an adjunct assistant professor of social policy at Boston University. He earned a B.A. from Clark University, a master’s in psychology from Boston University, and a Ph.D. in social policy from Brandeis University.

Currently, he serves on numerous NFL committees, including the Finance Committee, Broadcast Committee, International Committee, and the Super Bowl Advisory Committee.

Born on September 8, 1951, Lurie has two children. He is married and resides in the Philadelphia area with his wife, Tina. In his free time, he enjoys traveling, golfing, tennis, movies, music, and discovering great restaurants.

BEHIND THE SCENES



Favorite Philadelphia restaurants: Barclay Prime, Nomad, Osteria, Radicchio Café, Tequilas, Tinto, Vernick and Vietnam

Favorite Philadelphia breakfast spot: Honey’s Sit N Eat

Favorite music: Ranges from The Doors to Bob Marley to Shakira

First concert attended: Beach Boys

Favorite player growing up: Bobby Orr

Favorite TV shows of all-time: *Hogan’s Heroes, The Fugitive, 24*

Favorite books: *When Breath Becomes Air, The Kite Runner*

Favorite all-time movies: *The Great Escape, The Godfather Part II, Silver Linings Playbook, Lion*

Favorite dog breeds: Bernese Mountain Dog, Wheaten Terrier



DON SMOLENSKI PRESIDENT



Don Smolenski, now in his 21st season with the organization, was originally hired by the team in 1998 as chief financial officer. He was promoted to senior vice president/chief financial officer in 2001 and was named the team's chief operating officer in 2010. In 2012, he was named to his current role of team president.



As president, Smolenski directs the club's business and strategic efforts, including sales, marketing, communications, and operations. He has played a key role in significant projects from the construction of **Lincoln Financial Field** to the club's internationally recognized environmental and philanthropic programs. During his tenure as president, Smolenski has infused energy and creativity throughout the organization with his engaging leadership style. In 2015, he was named to the Most Admired CEOs list by the *Philadelphia Business Journal* and the Philadelphia Eagles were twice named to Philly.com's Top Workplaces list in 2016 and 2018.

During his time as the team's president, Smolenski and the Eagles saw their first **Super Bowl** victory in franchise history after defeating the New England Patriots, 41-33, in **Super Bowl LII**.

In his first year as president, Smolenski spearheaded a two-year, \$125 million **Lincoln Financial Field** revitalization project that added 1,600 seats, HD video boards, and graphics paying tribute to the team's history. Over the years, **Lincoln Financial Field** has hosted high-profile events including sold-out concerts, national and international soccer matches, the NCAA Lacrosse Championships, the Army-Navy Game, Monster Jam, Temple University football, and more.

Smolenski plays an important role in the team's environmental initiatives. Because of their **Go Green** program, the Eagles have emerged as a leader in environmental stewardship in the sports industry. Those efforts include conservation efforts, recycling programs, and use of renewable energy including wind and solar.


Smolenski serves as the treasurer of the team's public charity, **Eagles Charitable Foundation**, which provides children in the Philadelphia region with greater access to vision care and provides funds to support autism research and services. In 2018, Smolenski helped launch the **Eagles Autism Challenge**, a one-day bike ride and family-friendly 5K run/walk dedicated to raising funds for innovative research and programs to help unlock the mystery of autism. In addition, Smolenski helped launch the **Eagles Care** initiative in 2013. The **Eagles Care** program forges annual, strategic partnerships with five local nonprofit organizations in order to deepen the impact of the team's community efforts. The Eagles also host an annual **Huddle Up For Autism** event at **Lincoln Financial Field** in partnership with the Center for Autism Research at the Children's Hospital of Philadelphia.

In addition to his leadership roles within the Eagles organization, Smolenski is a member of the Greater Philadelphia Chamber of Commerce Board, the FM Global Advisory Board, the Philadelphia Sports Congress, the Panasonic Advisory Board, and the Children's Hospital of Philadelphia (CHOP) Foundation Board of Overseers. Smolenski is also the co-chair of the CHOP Corporate Council and is involved with Leadership Philadelphia, a nonprofit organization that promotes leadership and community involvement. In 2017, in partnership with the Philadelphia Sports Congress, Smolenski assisted in bringing the NFL Draft back to Philadelphia for the first time since 1961.

Before joining the Eagles, Smolenski served as chief financial officer for the International Hockey League, where he oversaw all league financial matters and played an integral role in the expansion of the league. Through the development of expansion models and the analysis of league performance models, Smolenski saw the league grow from 12 to 19 teams.

Smolenski began his career as a public accountant with Arthur Andersen.

An outdoor enthusiast, Smolenski enjoys an active lifestyle and has completed the Detroit, Pittsburgh, and Boston Marathons. He earned his Bachelor of Arts degree in biology from Amherst College and holds a Master of Science degree in accounting. Don and his wife, Karen, have two sons, Jake and Shane.





Howie Roseman, Executive Vice President/General Manager, is in his 20th season with the Philadelphia Eagles. Roseman's role within the organization is to provide perspective on decisions that help shape the franchise.

In 2018, Roseman built a team that navigated several key injuries on the way to winning a Wild Card game against the Chicago Bears and advancing to the NFC Divisional Round.

Roseman was named 2017 Executive of the Year by the Pro Football Writers of America for his integral role in constructing the team's **Super Bowl LII**-winning roster. In addition, Roseman was voted the 2017 *Sporting News* NFL Executive Of The Year by league executives. During the 2017 offseason, Roseman and the Eagles front office utilized free agency to add key veterans such as **LeGarrette Blount**, **Nick Foles**, **Alshon Jeffery**, **Chris Long**, **Patrick Robinson** and **Torrey Smith**, while also executing trades for veteran defenders **Ronald Darby** and **Tim Jernigan**. The team later traded for running back **Jay Ajayi** just before the NFL trade deadline in October. Additionally, Roseman infused the roster with talent and youth during April's NFL Draft, which was held in Philadelphia for the first time since 1961. Roseman's moves paid dividends when the Eagles captured the first **Super Bowl** title in franchise history with a 41-33 victory over the New England Patriots.

In addition to 2017's acquisitions, Roseman has overseen the reshaping of a roster that included two separate trades that allowed the Eagles to move up in the first round of the 2016 NFL draft to select North Dakota State QB **Carson Wentz**. Eight days prior to the start of the 2016 regular season, Roseman executed another trade that sent QB **Sam Bradford** to the Minnesota Vikings in exchange for a 2017 first-round pick, which the Eagles used to select Tennessee's **Derek Barnett**, and a 2018 fourth-round pick. Prior to the 2016 and 2017 seasons, Roseman continued to solidify the team's core by retaining key veterans while adding to the team through free agency and the draft.

Prior to being promoted to Executive Vice President of Football Operations (2016-18), Roseman served as the team's general manager from 2010-14. At the time of his 2010 promotion to general manager, Roseman became the youngest NFL executive to be named to the post in three decades, at just 34 years old. In his first year as general manager, he oversaw a major overhaul of the roster, making it one of the youngest in the NFL. The revamped Eagles squad earned an NFC East division crown in 2010 and then again in 2013. In 2014, the Eagles won ten games with an NFC-high nine **Pro Bowl** players.

Since hiring Roseman in 2000, the Eagles have earned 12 playoff berths, eight division titles, six NFC Championship appearances, two NFC Championship crowns and trips to **Super Bowl XXXIX** and **Super Bowl LII**.

In addition to overseeing the team's roster moves, Roseman is also responsible for establishing the organization's scouting and



personnel department, as well as overseeing the executives who specialize in analytics, sports science, player engagement and NFL compliance.

After relentlessly pursuing jobs in NFL front offices, Roseman finally got his foot in the door as an intern with the Eagles when the team was headquartered at Veterans Stadium.

Roseman was elevated to director of football administration in 2003 and then to vice president of football administration in 2006. In that role, he worked in the personnel department evaluating players around the NFL and for the draft. He also represented the team to the NFL on contract, salary cap and player personnel matters.

In 2007, Roseman was invited to participate in the NFL-Stanford Program for managers at the Stanford Graduate School of Business, a program developed by the NFL to promote development of leaders within the league.

From 2008-09, Roseman served as the team's vice president of player personnel. In that role, he managed the college scouting staff, organized and ran draft meetings, and scouted the top college prospects around the country.

Roseman is also active in the Philadelphia-area community, contributing to a variety of initiatives involving military and children. He was named Honorary Commander for the Joint Base McGuire-Dix-Lakehurst for his continued efforts with the military. His charitable endeavors have benefited the Alex's Lemonade Stand Foundation, the Boys & Girls Clubs of America, USA Football, Pop Warner and Cop Wheels. He is also a member of the Governing Body of the Global Sports Management Summit and YPO. In 2018, Roseman was the recipient of the Steinberg-DeNicola Humanitarian Award, an honor presented by the Maxwell Football Club to an NFL representative that has committed themselves to doing good in their community.

Born in Brooklyn, NY, Roseman earned his bachelor's degree from the University of Florida before earning a JD degree from Fordham Law School. Howie and his wife, Mindy, reside in suburban Philadelphia with their four children.



DOUG PEDERSON HEAD COACH



Doug Pederson was named head coach of the Philadelphia Eagles on January 18, 2016, rejoining the organization after a three-year run as the offensive coordinator of the Kansas City Chiefs from 2013-15.



In just his second season as a head coach in 2017, Pederson led the Eagles to a 13-3 regular-season record en route to the first Super Bowl title in franchise history, a 41-33 victory over the New England Patriots in **Super Bowl LII**.

Altogether, Pederson has engineered two playoff appearances and four postseason victories in his first three seasons. In 2018, he led the team to a 9-7 regular-season record and a victory over the Chicago Bears in the Wild Card round.

In 2017, the Eagles tied a franchise record with 13 regular season wins, earning an NFC East title and the No. 1 seed in the NFC playoffs. Pederson became the eighth head coach in NFL history to win the Super Bowl in his first two seasons and the seventh to win the Super Bowl in his first playoff appearance. Additionally, Pederson became just the fourth head coach in NFL history to lead his team to a Super Bowl title following a sub-.500 record the previous season, joining **Bill Walsh** (1981 49ers), **Dick Vermeil** (1999 Rams) and **Bill Belichick** (2001 Patriots).

As a first-year head coach with the Eagles in 2016, Pederson earned a 7-9 record while developing rookie quarterback **Carson Wentz**, the No. 2-overall pick in the NFL Draft. Under Pederson's direction, Wentz set a team and all-time NFL rookie record with 379 completions, while posting franchise rookie records in pass attempts (607), passing yards (3,782), passing touchdowns (16) and completion percentage (62.4%). Wentz also produced the 4th-most passing yards (3,782) in single-season team history and NFL rookie history. Wentz started all 16 games in his rookie season, becoming the first Eagles quarterback to start all 16 regular-season games since **Donovan McNabb** in 2008.

Prior to arriving in Philadelphia, Pederson served as the offensive coordinator in Kansas City from 2013-15 and helped guide the Chiefs to a 31-17 regular-season record.

In 2015, Pederson helped the Chiefs rebound from a 1-5 start to win a franchise-record 11 consecutive games, including Kansas City's first playoff victory in 22 years.

Kansas City acquired QB **Alex Smith** via trade in 2013 and the 10-year veteran experienced the most productive stretch of his career under Pederson's tutelage: a three-year span during which he set a Chiefs record for wins by a starting quarterback in his first three years as a starter (30). During his three years in Pederson's offense, Smith notched three consecutive 3,000-yard seasons, threw the second-fewest interceptions among quarterbacks with at least 1,000 attempts (20) and ranked fourth among all quarterbacks with 1,183 rushing yards. Smith's 20 interceptions from 2013-15 marked the lowest three-season total of his career in years that he played more than 10 games.

Before joining Kansas City, Pederson served as the quarterbacks coach in Philadelphia from 2011-12. In his first season as the Eagles quarterbacks coach, Pederson helped QB **Michael Vick** become the second quarterback in NFL history to top the 3,000-yard passing and 500-yard rushing plateaus in consecutive seasons. That year, under Pederson's direction, Vick

set career highs in completions (253) and passing yards (3,303) while throwing the third-most touchdowns of his career (18). Vick's yards through the air, combined with his 589 rushing yards, helped Philadelphia's offense record a then-franchise-record 6,386 net yards (now the second-highest total) and notch a team-record 356 first downs. Additionally, the 2011 Eagles offense ranked second in the league in plays of 10-plus yards (258) and tied for second in plays of 20-plus yards (84).

Pederson began his pro coaching career as an offensive quality control coach with the Eagles from 2009-10. During that span, the Eagles scored 868 points and set single-season franchise scoring records in back-to-back years (429 in 2009 and 439 in 2010).

In 2010, Pederson assisted an Eagles offense that recorded a then-franchise-record 6,230 net yards (now fourth), which ranked second in the NFL that season, and a then-franchise-record 439 points, which ranked third in the league.

During Pederson's first season as an NFL coach (2009), the Eagles offense recorded the fifth-most passing yards in team history (4,089), which at the time ranked second in club annals.

A 12-year NFL veteran, Pederson played quarterback for the Green Bay Packers, Miami Dolphins, Philadelphia Eagles and Cleveland Browns after originally being drafted by the Carolina Panthers in the 1995 expansion draft. Pederson was coached by three of the most successful coaches in NFL history: **Don Shula**, **Mike Holmgren** and **Andy Reid**. Additionally, Pederson played alongside Pro Bowl quarterbacks **Brett Favre**, **Dan Marino**, **Donovan McNabb** and **Jim McMahon**.

Pederson served as a backup quarterback for Green Bay from 1995-98 and 2001-04, and was part of Packer teams that won **Super Bowl XXXI**, two NFC Championships (1996 and 1997) and six division titles. Pederson made eight starts for the Browns in 2000 and logged 1,047 yards and two touchdowns on 117 completions. In 1999, Pederson made nine starts for the Eagles, completing 119 passes for 1,276 yards and seven touchdowns.

In a 1993 contest against the Eagles, Pederson was pressed into duty when Dolphins starter **Scott Mitchell** left the game with a shoulder injury. In the second half, he helped guide Miami to a 19-14 win that marked **Don Shula's** 325th career victory.

Pederson attended Northeast Louisiana (now Louisiana Monroe) where he was a three-year starter at quarterback. He finished his college career with 6,445 yards and 33 TDs on 571-of-1,032 passing. As a senior, Pederson led the Southland Conference in passing when he completed 205 of 367 passes for 2,282 yards and 10 TDs. In 1989, he set a school record with 619 passing yards against Stephen F. Austin. Pederson graduated from Northeast Louisiana with a B.B.A. in business management.

The Bellingham, WA, native (born January 31, 1968) earned three letters each in football, baseball and basketball at Ferndale (WA) H.S., where he was an all-league selection at quarterback, safety and kicker and finished his high school career with 1,880 yards and 19 TDs on 106-of-250 passing.

Pederson and his wife, Jeannie, have three sons: Drew, Josh and Joel. Jeannie played basketball at Louisiana College.



MIKE GROH
Offensive Coordinator

3rd year in Philadelphia



- Was promoted to offensive coordinator during the 2018 offseason. In his first season as offensive coordinator, Philadelphia registered the 7th-ranked passing offense (267.2) and 8th-ranked team passer rating (100.7) in the NFL. The Eagles also finished 9th in 10+ yard plays (235) and 10th in passing yards per play (6.7). Additionally, QB Carson Wentz ranked 3rd in the NFL with a team-record 69.6 completion percentage and TE Zach Ertz set the NFL record for receptions by a TE (116)
- Joined the Eagles in 2017 as wide receivers coach. In his first season in Philadelphia, coached a wide receiver unit that made significant improvements. The Eagles were the only team with two wide receivers that produced eight-or-more receiving TDs. Alshon Jeffery tied for 4th in the NFL with nine receiving TDs and Nelson Agholor enjoyed a breakout year as he recorded a career-high eight receiving TDs and ranked 1st in the NFL in third-down receiving average
- Coached receivers for the Chicago Bears from 2013-15 and oversaw a position group that featured Pro Bowlers Alshon Jeffery and Brandon Marshall
- Won national championships in 2011-12 as wide receivers coach and recruiting coordinator for the University of Alabama
- Coached at UVA from 2001-08 and served as the OC in his final three seasons. Also played QB for the Cavaliers and led the team to bowl victories in 1994 and 1995

JIM SCHWARTZ
Defensive Coordinator

4th year in Philadelphia



- In 2018, Philadelphia ranked 1st in the NFL in red zone defense (44.6%) during the regular season. The Eagles also ranked 6th in third-down defense (35.3%) and 7th in opponent rushing yards per game (96.9)
- During Philadelphia's 2017 Super Bowl LII-winning campaign, led an Eagles defense that finished No. 1 in the NFL against the run (79.2 ypg), produced the fourth-most takeaways in the league (31) and ranked 3rd in third-down defense (32.2%). The Eagles gave up just seven rushing TDs on the year, which tied with the 2008 defense for the fewest rushing TDs surrendered by an Eagles defense since 2002. In total, Philadelphia's defense gave up 31 TDs on the season,

which marks the fewest TDs surrendered by an Eagles defense since 2008 (26)

- In 2016, his first season with the Eagles, guided the team's transition from a 3-4 to a 4-3 defense and oversaw a unit that featured Pro Bowl DT Fletcher Cox and second-team All-Pro Brandon Graham. In addition to Cox and Graham's accolades, second-year linebacker Jordan Hicks led all NFL LBs with five INTs. The Eagles defense finished third in the NFL in red zone defense (45.1 pct.)
- In 2014, directed a Bills defense that allowed the second-fewest points in the NFL (16.9 ppg), notched a league-high 54 sacks, held opponents to a league-best 33.2 percent third-down conversion rate and allowed the second-lowest quarterback rating (74.5)
- Served as head coach of the Detroit Lions from 2009-2013. Guided the team to its first playoff berth since 1999 when he coached Detroit to a 10-6 record in 2011
- Spent 10 years with the Tennessee Titans, serving as defensive coordinator from 2001-08. Helped the Titans reach Super Bowl XXXIV and win three division titles

DAVE FIPP
Special Teams Coordinator

7th year in Philadelphia



- Coached first-year punter Cameron Johnston in 2018. In his first NFL season, Johnston posted single-season team records in gross punting average (48.1) and net punting average (42.7), while placing 3rd and 4th, respectively, in the NFL in those categories
- In 2017, tutored rookie kicker Jake Elliott after the team lost veteran kicker Caleb Sturgis to injury in Week 1. Elliott enjoyed a historic rookie campaign, kicking the longest regular-season (61 yards vs. NYG in Week 3) and postseason FGs (53 yards in the Divisional Round vs. Atl.) in franchise and NFL rookie history. He also kicked the two longest FGs by a rookie in Super Bowl history (42 and 46 yards) in Philadelphia's 41-33 win vs. New England in Super Bowl LII
- In 2016, the Eagles ranked second in the NFL with a franchise record 27.314 kickoff return average, led the league with five kickoff returns of 50-plus yards, and were the only team to record multiple kickoff returns for TDs (two)
- In 2014, the Eagles ranked first in the annual *Dallas Morning News* special teams rankings compiled by Rick Gossein. That year, special teams accounted for a franchise-best and NFL-high seven TDs

- Served as assistant special teams coach with the Miami Dolphins (2011-12) and the San Francisco 49ers (2008-10)
- Coached in college for 10 years at San Jose St., Nevada, Cal Poly, Holy Cross and his alma mater, Arizona
- Walked on at Arizona and played from 1994-97 as a safety and special teamer

DUCE STALEY
Assistant Head Coach/
Running Backs

9th year in Philadelphia



- Originally a third-round pick of Eagles in 1997, enters his 9th year as a member of the Philadelphia coaching staff. Earned the added title of assistant head coach during the 2018 offseason
- Philadelphia ranks 5th in the NFL in rushing offense (122.9 ypg) during his tenure as running backs coach (2013-18)
- The Eagles ground game helped propel the team to its first Super Bowl title in 2017, ranking 3rd overall in rushing offense (132.2 yards per game) and 4th in rushing average (4.47 yards per attempt)
- In 2013, helped All-Pro RB LeSean McCoy become the first Eagle to lead the NFL in rushing and scrimmage yards since 1947
- Worked first two seasons in Philadelphia as an assistant special teams coach, while helping with the running backs
- Gained 5,785 yards during his 10-year NFL career with Philadelphia (1997-2003) and Pittsburgh (2004-06)
- Ranks 5th on team's all-time rushing list. Is one of three Eagles to top 200 yards rushing in a game (Steve Van Buren and McCoy)
- Won a Super Bowl with Pittsburgh in 2005
- His Eagle teammates voted him offensive MVP three times (1998, 1999, and 2002)

PHILLIP DANIELS
Defensive Line

4th year in Philadelphia



- Originally hired by the Eagles during the 2016 offseason as the team's defensive quality control/assistant defensive line coach and was promoted to defensive line coach during the 2019 offseason
- In 2018, coached a unit that produced more sacks (36.5) than any defensive line in the NFL. The unit was led by All-Pro DT Fletcher Cox, who notched a career-high 10.5 sacks and ranked second in the NFL in QB hits (34) (according to radar360)
- In 2017, the defensive line featured four players with 5-plus sacks, marking the first time since 2002 that four individual Eagles defensive linemen recorded 5-plus sacks in a single season



- Originally a fourth-round pick of the Seahawks in 1996, he played for Seattle (1996-99), Chicago (2000-03) and Washington (2004-10). Totaled 512 tackles, 62 sacks, 51 PDs, 15 forced fumbles and 12 fumble recoveries in his career

KEN FLAJOLE

Linebackers

4th year in Philadelphia



- In 2017, helped the defense overcome the loss of starting MLB Jordan Hicks in Week 7 by preparing veteran LB Nigel Bradham to take over the radio and call the defense. Bradham led Eagles LBs with 85 tackles (67 solo) and had a career-high 8 PDs, adding 12 tackles (10 solo) and a sack during the team's Super Bowl LII-winning postseason run
- In 2016, Hicks led all NFL LBs with 5 INTs
- Has coached every defensive position in his 38-year coaching career
- Served as the St. Louis Rams' defensive coordinator from 2009-2011 and coached the Carolina Panthers LBs from 2003-08
- Spent 21 years coaching in the college ranks prior to entering the NFL in 1998
- Played collegiately at Pacific Lutheran and Wenatchee Valley CC

TIM HAUCK

Safeties

4th year in Philadelphia



- In 2017 and 2018, S Malcolm Jenkins earned back-to-back Pro Bowls after leading the Eagles in tackles both years. In 2016, Jenkins returned 2 INTs for TDs and Rodney McLeod set career highs in tackles (117), INTs (3) and PDs (10)
- Served as the defensive coordinator and CBs coach for UNLV from 2013-14
- Enjoyed a 13-year NFL playing career and appeared in 183 regular-season games. Totaled 357 tackles, 16 PDs, six FFs, four FRs and 162 special teams tackles
- Played in 51 games for the Eagles (1999-2002) and logged 158 tackles on defense and 47 tackles on special teams. Started alongside Brian Dawkins in 1999 and finished second on the team with 122 tackles
- Was a two-time first-team All-American safety at Montana

JUSTIN PELLE

Tight Ends

7th year in Philadelphia



- In 2018, Zach Ertz set the NFL record for receptions (franchise record 116) by a TE, surpassing the previous mark of 110 by Jason Witten in 2012. Ertz's 116 receptions ranked 2nd in the NFL, trailing only Saints WR Michael Thomas (125). In ad-

dition to Ertz's 2018 success, rookie Dallas Goedert registered 33 catches for 334 yards and 4 touchdowns

- Eagles TEs excelled during the team's 2017 Super Bowl season. Philadelphia was one of just two teams in the NFL to boast two TEs with at least 5 receiving TDs (Ertz and Trey Burton). Ertz was named to his first career Pro Bowl after finishing 3rd among NFL tight ends with 824 receiving yards and logging a career-high 8 TDs
- Drafted by the Chargers in 4th round in 2002. Played TE for 10 seasons in NFL with San Diego, Miami, Atlanta and San Francisco. Caught 123 passes and 12 TDs

JEFF STOUTLAND

Offensive Line/ Run Game Coordinator

7th year in Philadelphia



- Originally joined the Eagles as the team's offensive line coach in 2013 and took on the added responsibility of run game coordinator during the 2018 offseason
- Following the 2018 season, T Lane Johnson and G Brandon Brooks were voted to the Pro Bowl, while C Jason Kelce was named first-team All-Pro by the *Associated Press*
- In 2017, coached one of the most dominant offensive lines in the NFL. Philadelphia's line paved the way for a ground attack that ranked 3rd in the NFL in rushing offense (132.2 yards per game) and 4th in rushing average (4.47 yards per carry). T Lane Johnson and G Brandon Brooks were voted to their first career Pro Bowls, while Johnson and C Jason Kelce earned AP All-Pro recognition. Helped the Eagles overcome a season-ending injury to All-Pro LT Jason Peters in Week 7 by preparing second-year T Halapoulivaati Vaitai to step into the starting lineup
- Coached one of the best lines in the nation at Alabama from 2011-12 and helped the team to a National Championship in 2012

PRESS TAYLOR

Quarterbacks

7th year in Philadelphia



- Joined the Eagles as an offensive quality control coach in 2013, added the responsibility of assistant quarterbacks coach in 2016 and was promoted to quarterbacks coach during the 2018 offseason
- In Taylor's first season as quarterbacks coach (2018), Carson Wentz ranked 3rd in the NFL with a team-record 69.6 (279-of-401) completion percentage, trailing only Drew Brees (74.4%) and Kirk Cousins (70.1%) (min. 400 attempts). Wentz also

ranked 7th in the NFL with a career-high 102.2 passer rating (min. 400 attempts)

- Philadelphia's QBs excelled during the 2017 season. Wentz received his first career Pro Bowl nod and was named *Associated Press* second-team All-Pro after leading the Eagles to an 11-2 record and ranking 2nd in the NFL with a franchise-record 33 passing TDs. Following a season-ending injury to Wentz, Nick Foles led Philadelphia to its first Super Bowl title, recording a 100-plus passer rating in all three playoff games and earning Super Bowl LII MVP honors
- In 2016, his first season with the added responsibilities of assistant QBs coach, worked with rookie Wentz and helped him set a team and all-time NFL rookie record with 379 completions
- Lettered two years as a QB at Marshall after transferring from Butler Community College, where he led the school to two JUCO championships (2007-08)

CORY UNDLIN

Defensive Backs

5th year in Philadelphia



- During Philadelphia's 2017 Super Bowl LII-winning campaign, Undlin coaches an Eagles defense that produced the 4th-most takeaways in the league (31) and ranked 3rd in third-down defense (32.2%). On the year, Philadelphia gave up just 24 TD receptions, which marked the fewest TD catches surrendered by an Eagles defense since 2008 (19)
- Coached the safety tandem of Jenkins and Rodney McLeod in 2016 and helped McLeod set career highs in tackles (117), INTs (3) and PDs (10). In his first year coaching Eagles DBs (2015), Jenkins earned his first career trip to the Pro Bowl
- Spent three years with the Denver Broncos prior to arriving in Philadelphia and worked with three Pro Bowl DBs in 2014 - Aqib Talib, Chris Harris Jr., and T.J. Ward

CARSON WALCH

Wide Receivers

2nd year in Philadelphia



- Promoted to wide receivers coach during the 2019 offseason after originally joining the Eagles coaching staff in 2018 as the assistant wide receivers coach
- During his first season with the Eagles (2018), Walch worked with a unit that featured veteran wide receivers Alshon Jeffery and Nelson Agholor. Under Walch's direction, Jeffery recorded his highest receiving yardage (843) and reception totals (65) in a single season since 2014, despite missing the first three games of



the regular season. Agholor recorded career highs in receptions (64) and yards after the catch (350)

- Came to Philadelphia after two seasons with the Edmonton Eskimos as offensive coordinator/receivers coach (2017) and receivers/passing game coordinator (2016)
- From 2013-14, served as an offensive quality control coach with the Chicago Bears, where he worked with Eagles offensive coordinator and former Bears wide receivers coach Mike Groh
- An All-American, all-region and all-conference running back, receiver and return specialist for Winona State from 1996-99. During his final season, was named a regional finalist for the Harlon Hill Award, which is earned by the top player in NCAA Division II football

MIKE BARTRUM
Assistant Tight Ends

1st year in Philadelphia



- Played for the Eagles from 2000-2006 as a tight end and long snapper and returned to Philadelphia in the 2019 offseason as the team's assistant tight ends coach. Most recently, served as the head coach at Meigs High School in Pomeroy, OH
- Signed with the Kansas City Chiefs in 1993 as a UDFA out of Marshall and went on to play 13 seasons in the NFL
- Predominately a long snapper during his NFL career, appeared in 188 career games (including playoffs) and added 11 catches for 65 yards and six touchdowns. Was a part of 10 playoffs teams, appeared in five Championship Games (one AFC and four NFC) and played in two Super Bowls. Also earned NFC Pro Bowl honors following the 2005 season
- Was a two-year starter and three-year letterman at Marshall. Totaled 109 career receptions for 1,187 yards and 10 TDs

MATTHEW HARPER
Assistant Wide Receivers

7th year in Philadelphia



- Enters his seventh year in Philadelphia and his first as assistant wide receivers coach
- Has spent the majority of his tenure with the Eagles as the assistant special teams coach (2013-14 and 2016-18). Also worked as assistant defensive backs coach in 2015
- During his time working with Philadelphia's special teams, the Eagles have fielded some of the top units and individual specialists in the NFL. In 2018, first-year punter Cameron Johnston set single-season franchise records in gross

(48.15) and net averages (42.7), while ranking third and fourth in the NFL, respectively, in both categories. In 2017, rookie kicker Jake Elliott enjoyed a historic rookie campaign, kicking the longest regular-season (61 yards vs. NYG in Week 3) and postseason FGs (53 yards in the Divisional Round vs. Atl.) in franchise and NFL rookie history

- In 2014, the Eagles ranked first in Rick Gosselin's annual *Dallas Morning News* special teams ranking
- Was as a coaching intern and G.A. at Oregon from 2009-12. Played two seasons as a safety at Oregon (2006-07) after transferring from City College of San Francisco

ROY ISTVAN
Assistant Offensive Line

1st year in Philadelphia



- Joins the Eagles from Keiser University, where he served as the Seahawks assistant head coach, offensive coordinator and offensive line coach during the school's inaugural football season in 2018
- Prior to his year at Keiser, served as the offensive coordinator and offensive line coach at Cornell University from 2014-16
- Began his coaching career in 1990 as a GA at Southern Connecticut State University, where he worked alongside Eagles offensive line/run game coordinator Jeff Stoutland who served as the Owls offensive coordinator from 1988-92
- Played under Stoutland at SCSU and went on to coach at his alma mater for 11 years

NATHAN OLLIE
Assistant Defensive Line

1st year in Philadelphia



- Joined the Eagles coaching staff during the 2019 offseason as assistant defensive line coach. Prior to coming to Philadelphia, spent the 2018 season as the defensive line coach at Eastern Kentucky
- Served as a GA at the University of Tennessee from 2015-17 where he worked with Eagles defensive end Derek Barnett
- Played defensive line at Ball State from 2010-13. Was a three-time All-Mid-American Conference selection, was a captain as a senior in 2013 and was also named the team's defensive MVP

RYAN PAGANETTI
Assistant Linebackers/
Game Management

5th year in Philadelphia



- Originally joined the Eagles as an analyst in March 2015, was named a coaching assistant in 2017 and worked with the linebackers. Was elevated to defensive

quality control and assistant linebackers coach during the 2018 offseason and added the responsibility of game management in 2019

- Played running back at Dartmouth

T.J. PAGANETTI
Assistant Running Backs

4th year in Philadelphia



- Enters 4th season on Philadelphia's coaching staff and first as the team's assistant running backs coach
- Originally joined the organization in 2013 as an analyst working with the offense and quarterbacks. Re-joined the team in 2017 as the offensive quality control/assistant offensive line coach
- Held numerous stints with the Oregon Ducks football program including undergraduate intern (2007-2008) and student assistant coach (2009-2012). After two seasons with the Eagles as an analyst (2013-14), returned to Oregon as a Graduate Assistant/Linebackers coach

SPENCER PHILLIPS
Assistant Quarterbacks

4th year in Philadelphia



- Promoted to offensive quality control/assistant quarterbacks during the 2018 offseason. Originally joined the Eagles as a coaching assistant/assistant to the head coach during the 2016 offseason
- In his first season working with the quarterbacks, Carson Wentz ranked 3rd in the NFL with a team-record 69.6 (279-of-401) completion percentage. Wentz also registered career-high 102.2 passer rating (min. 400 attempts)
- Spent 2015 as the defensive quality control coach at Samford University
- Was an All-Conference quarterback at West Los Angeles Junior College before transferring to Murray State University

LUKE THOMPSON
Assistant Special Teams

1st year in Philadelphia



- Joined the Eagles coaching staff during the 2019 offseason from Lafayette College where he served as the Leopards' defensive coordinator and linebackers coach from 2017-18
- Coached in the collegiate ranks for 20 years, including two stints at Georgetown University (2014-16, defensive coordinator/linebackers coach; 2006-12, special teams coordinator/linebackers coach). Also served as the special teams coordinator and linebackers coach for Army from 2012-13



- A graduate of Assumption College in Worcester, MA, began his coaching career in 1998 at Bowdoin College

DINO VASSO
Assistant Secondary

4th year in Philadelphia



- During the 2017 Super Bowl campaign, the Eagles defense produced the 4th-most takeaways in the league (31). On the year, Philadelphia's secondary gave up 24 TD receptions, which marks the fewest TDs surrendered by an Eagles defense since 2008 (19)
- Served as a coaching assistant with the Kansas City Chiefs (2013-15). Worked primarily with the secondary in K.C.
- Was a four-year DB at New Hampshire
- A native of Crum Lynne, PA, lettered in football at Ridley H.S. in Folsom, PA

MATT BURKE
Defensive Special Assistant

1st year in Philadelphia



- Joined the Eagles coaching staff during the 2019 offseason and brings 15 years of NFL coaching experience to Philadelphia. Most recently served as the defensive-coordinator of the Miami Dolphins from 2017-18
- In his first season as Miami's defensive coordinator (2017), the Dolphins defense improved from 29th overall in the NFL to 16th. Additionally, Miami's run defense improved from 30th in 2016 to 14th in 2017
- Coached linebackers for the Cincinnati Bengals from 2014-15 and the Detroit Lions from 2009-13
- While working in Detroit, coached under current Eagles defensive coordinator and former Lions head coach Jim Schwartz. Began NFL coaching career with the Tennessee Titans in 2004 and spent the next five years working under Schwartz, who served as the Titans defensive coordinator from 2001-08.
- A native of Hudson, MA, played safety at Dartmouth

G.J. KINNE
Offensive Special Projects

1st year in Philadelphia



- Joined the Eagles coaching staff after spending the 2018 season as an offensive analyst/quarterbacks coach at the University of Arkansas. Began his coaching career in 2017 as a graduate assistant at SMU

- A former quarterback and wide receiver, spent time on the Philadelphia Eagles practice squad from 2013-15

- Originally entered the NFL in 2012 as an undrafted free agent quarterback with the New York Jets and finished NFL playing career as a member of the New York Giants practice squad in 2015. Last played football as a member of the Saskatchewan Roughriders in 2016

- Played collegiately at Tulsa and finished his three-year career ranked 2nd in school history in passing yards (9,472), total offense (10,831) and passing touchdowns (81). Was also a three-time team captain for the Golden Hurricane

JOE PANNUNZIO
Director of Team Development

3rd year in Philadelphia



- Re-joined the Eagles staff during the 2019 offseason after spending the 2017-18 seasons at the University of Alabama
- Originally joined the Eagles in 2015 as the director of personnel operations
- Before entering the NFL with the Eagles in 2015, spent four years as the University of Alabama's director of football operations

WR NELSON AGHOLOR 13



6-0 | 198  **5th Year**
DOB: May 24, 1993 (Age 26)



Tampa, Florida

Berkeley Prep 



USC

**D1-15 (20th overall)
by Philadelphia**



2017



Originally selected by Philadelphia with the 20th-overall pick in 2015, **Nelson Agholor** (pronounced AGG-uh-lore) produced career highs in receptions (64), catch rate (66.0%) and yards after the catch (350) during the 2018 season. Agholor, who had a career-high 9 receptions for 84 yards in **Super Bowl LII**, also totaled career highs in receiving yards (768) and receiving TDs (8) during his breakout season in 2017.

MOST RECEIVING YARDS

EAGLES PLAYERS SINCE 2017

Zach Ertz	2,391
Alshon Jeffery	1,885
Nelson Agholor	1,758

MOST RECEIVING TDs

EAGLES PLAYERS SINCE 2017

Alshon Jeffery	18
Zach Ertz	17
Nelson Agholor	15

MOST RECEPTIONS

EAGLES PLAYERS SINCE 2017

225	Zach Ertz
151	Nelson Agholor
148	Alshon Jeffery

THREE-STEP DROP

If he could be a superhero: **The Flash**

First job: **Cashier at PDQ**

Hobbies: **Cooking. "My best meal is rice, pork chops and plantains."**

Pregame ritual: **Calls his mother on the phone to pray with her**

Best player he has faced: **"Patrick Peterson is a great competitor."**

Favorite books: **Things Fall Apart by Chinua Achebe & Oh, the Places You'll Go by Dr. Seuss**

Three favorite throwback jerseys: **Michael Jordan, Emsley A. Laney High School; Reggie Bush, USC; Charlie Ward, Florida State**

CAREER HIGHLIGHTS

- Recorded a career-high 9 catches for 84 yards in **Super Bowl LII** at NE (2/4/18). Tied for the 2nd-most receptions in Eagles playoff history, behind **Brent Celek's** 10 catches on 1/18/09 at Arizona

SEASON HIGHLIGHTS

2019 - PHILADELPHIA EAGLES (7/7)

- Posted a season-high-tying 8 receptions for 50 yards and a career-high-tying 2 TDs vs. Det. (9/22/19). Became the fifth player in Eagles history to log 8+ receptions and 1+ TD in back-to-back games, joining **Terrell Owens** (9/25/05-10/2/05), **Irving Fryar** (11/3/96-11/10/96), **Mike Quick** (11/24/85-12/1/85) and **Bud Grant** (11/30/52-12/7/52)
- Recorded his 3rd career 100+ yard game after leading the offense with 107 yards and 1 TD on 8 receptions at Atl. (9/15/19). Caught a 4-yard TD pass from **Carson Wentz** on fourth-and-goal in the third quarter



CAREER STATISTICS

Year	Team	GP/S	RECEIVING					OFF SNAPS	
			Rec	Yds	Avg	Lg	TD	No	Pct
2015	Philadelphia	13/12	23	283	12.3	53t	1	671	58%
2016	Philadelphia	15/14	36	365	10.1	40t	2	883	78%
2017	Philadelphia	16/10	62	768	12.4	72t	8	813	72%
2018	Philadelphia	16/16	64	736	11.5	83t	4	985	90%
2019	Philadelphia	7/7	25	254	10.2	43	3	442	91%
Totals		67/59	210	2,406	11.5	83t	18	---	---

PLAYOFFS

2017	Philadelphia	3/3	15	167	11.1	42	0	154	74%
2018	Philadelphia	2/2	4	38	9.5	13	0	107	90%
Totals		5/5	19	205	10.8	42	0	---	---

ADDITIONAL STATISTICS

Fumbles/Lost: 3/1 - 2018 (1/0), 2016 (1/0), 2015 (1/1)

Fumble Recovery TD: 1 - 11/16/17 vs. Chi.

Rushing: 9-53 (5.9 avg.) - 2018 (3-32), 2017 (1-7), 2016 (5-14) **Postseason:** 5-41 (8.2 avg.) - 2018 (1-12), 2017 (4-29)

Passing: 1-of-1 for 15 yards - 9/6/18 vs. Atl.

Kickoff Returns: 5-92 (18.4 avg.) in 2016

2019 GAME-BY-GAME STATISTICS (PHI)

Date	Opp	GP/S	RECEIVING					SNAPS		
			Rec	Yds	Avg	Lg	TD	No	Pct	
Sep 8	Was	W	1/1	2	11	5.5	7	0	59	80%
Sep 15	at Atl	L	1/1	8	107	13.4	43	1	78	96%
Sep 22	Det	L	1/1	8	50	6.3	20t	2	75	99%
Sep 26	at GB	W	1/1	0	0	0.0	0	0	56	90%
Oct 6	NYJ	W	1/1	1	20	20.0	20	0	61	90%
Oct 13	at Min	L	1/1	4	42	10.5	23	0	56	86%
Oct 20	at Dal	L	1/1	2	24	12.0	18	0	57	93%
Oct 27	at Buf									
Nov 3	Chi									
Nov 17	NE									
Nov 24	Sea									
Dec 1	at Mia									
Dec 9	NYG									
Dec 15	at Was									
Dec 22	Dal									
Dec 29	at NYG									
Totals			7/7	25	254	10.2	43	3	442	91%

CAREER HIGHS

Receptions	9	2/4/18 at NE (SB)
Receiving Yards	141	12/3/17 at Sea.
Receiving Long	72t	10/8/17 vs. Ari.
Receiving TDs	2	2x, last: 9/22/19 vs. Det.

SEASON HIGHLIGHTS (Continued)

2018 - PHILADELPHIA EAGLES (16/16, 2/2)


- Posted his first career multi-TD game in the 24-0 playoff-clinching victory at Was. (12/30/18)
- Led the Eagles with a season-high 116 yards in the 32-30 win vs. Hou. (12/23/18), marking the 2nd-highest single-game total of his career (141 yards on 12/3/17 at Seattle)
- In the third quarter of the Texans game, caught an 83-yard TD pass from **Nick Foles** that gave the Eagles a 23-16 lead. The score was the longest receiving TD by an Eagle since **DeSean Jackson** caught a 91-yard TD from **Michael Vick** on 12/12/10 at Dallas
- With the score tied and just 2:39 remaining in the game, caught a crucial 4th-and-1 pass from **Carson Wentz** for a 12-yard gain to set up a game-winning 43-yard FG by **Jake Elliott** in the 25-22 win vs. NYG (11/25/18)
- Led the team with 91 yards on 3 catches in the 34-13 win at NYG (10/11/18), including a season-long 58-yard reception in the second quarter that set up a 10-yard TD pass from **Carson Wentz** to **Zach Ertz** on the next play
- Recorded a season-high-tying 8 receptions for 88 yards at TB (9/16/18). Became just the second player in Eagles history to post 8+ receptions in 3 straight games





6-2 | 225  **Rookie**
DOB: Dec. 31, 1996 (Age 22)

**Roebuck,
 South Carolina**



Stanford
 D2b-19 (57th overall)
 by Philadelphia

THREE-STEP DROP

First job: Interned for former Secretary of State Condoleezza Rice in college

Bucket list: Front row at Real Madrid vs. Barcelona soccer match

Surprisingly good at: "I'm good at eating fast. It's kind of nasty. All my friends think it's impressive how I am always the first one to finish their food."

If he could play another sport: Basketball, Philadelphia 76ers

Favorite athlete growing up: Cristiano Ronaldo

Favorite meal: Spaghetti fettuccine with either chicken or shrimp

Favorite music: Hip-hop

Moment left starstruck:

"When I was in high school, we had a 7-on-7 tournament and Steve Smith was there. He came up, spoke to me, and handed me his game gloves. He was giving me advice and I didn't hear anything because I was just too starstruck."



Originally selected by the Eagles in the 2nd round (57th overall) of the 2019 NFL Draft, **J.J. Arcega-Whiteside** played collegiately at Stanford, where he produced the 2nd-most receiving TDs (28) in school history. As a junior in 2018, he garnered All-Pac-12 honors after leading the conference in receiving TDs (14) and ranking 3rd in receiving yards (1,059).

MOST RECEIVING TDs

NCAA FBS PLAYERS IN 2018

John Ursua (Hawaii)	16
David Sills (West Virginia)	15
Jerry Jeudy (Alabama)	14
J.J. Arcega-Whiteside* (Stan.)	14
P. Williams (Colorado St.)	14

*Led Pac-12 Conference

STANFORD ALL-TIME HISTORY

Ken Margerum (1977-80)	30
J.J. Arcega-Whiteside (2015-18)	28
Troy Walters (1996-99)	26
Deronnie Pitts (1997-2000)	24
Justin Armour (1992-94)	20

MOST YARDS PER RECEPTION

NCAA FBS PLAYERS IN 2018

Hakeem Butler (Iowa State)	22.0
Jerry Jeudy (Alabama)	19.3
CeeDee Lamb (Oklahoma)	17.8
Marqise Brown (Oklahoma)	17.6
Tylan Wallace (Oklahoma State)	17.3
Travis Fulgham (Old Dominion)	17.2
J.J. Arcega-Whiteside (Stanford)	16.8

COLLEGE HIGHLIGHTS

- Totaled 135 receptions for 2,219 yards (16.4 avg.) and 28 TDs in 33 games at Stanford. Finished with the 2nd-most receiving TDs in school history
- As a junior in 2018, garnered All-Pac-12 honors after leading the conference in receiving TDs (14) and ranking 3rd in receiving yards (1,059)



CAREER STATISTICS

Year	Team	GP/S	RECEIVING					OFF SNAPS	
			Rec	Yds	Avg	Lg	TD	No	Pct
2019	Philadelphia	7/1	2	14	7.0	10	0	160	33%
Totals		7/1	2	14	7.0	10	0	---	---

CAREER HIGHS

Receptions	1	2x, last:9/22/19 vs Det
Receiving Yards	10	9/22/19 vs Det
Receiving Long	10	9/22/19 vs Det
Receiving TDs	--	---

COLLEGE HIGHLIGHTS (Continued)

- Led the team with 63 receptions and his 1,059 receiving yards ranked 5th in school single-season history. His 14 TDs also tied for 3rd-most in the nation
- Notched a team-high 48 receptions for 781 yards and 9 TDs in 2017, earning All-Pac-12 honorable mention
- Saw action in 12 games in 2016, recording 24 receptions for 379 yards and a team-high 5 TDs

TRANSACTIONS

2019 Drafted by PHI in 2nd round (57th overall)
Signed 4-year contract



2019 GAME-BY-GAME STATISTICS (PHI)

Date	Opp	GP/S	RECEIVING					SNAPS		
			Rec	Yds	Avg	Lg	TD	No	Pct	
Sep 8	Was	W	1/0	0	0	---	---	0	5	7%
Sep 15	at Atl	L	1/0	1	4	4.0	4	0	75	93%
Sep 22	Det	L	1/1	1	10	10.0	10	0	55	72%
Sep 26	at GB	W	1/0	0	0	---	---	0	6	10%
Oct 6	NYJ	W	1/0	0	0	---	---	0	2	3%
Oct 13	at Min	L	1/0	0	0	---	---	0	5	8%
Oct 20	at Dal	L	1/0	0	0	---	---	0	12	20%
Oct 27	at Buf									
Nov 3	Chi									
Nov 17	NE									
Nov 24	Sea									
Dec 1	at Mia									
Dec 9	NYG									
Dec 15	at Was									
Dec 22	Dal									
Dec 29	at NYG									
Totals			7/1	2	14	7.0	10	0	160	33%

BIRDSEED

Arcega-Whiteside majored in international relations while at Stanford and interned at the office of Condoleezza Rice. He delivered mail, screened calls and responded to emails on behalf of Rice throughout his internship.

Arcega-Whiteside was born in Zaragoza, Spain, and moved to South Carolina at age 6. He learned English as a third language and has lived in several countries, including Spain, Portugal and Italy. He is also the son of Joaquin Arcega and Valorie Whiteside, who both played basketball professionally overseas.

Arcega-Whiteside prepped at Dorman (SC) High School, where he was the school's career leader in receptions (207), receiving yards (3,779) and TDs (38), while averaging 18.2 yards per catch as a three-year varsity starter. He also lettered in basketball and track and field.



6-3 | 259  **3rd Year**
DOB: June 25, 1996 (Age 23)

**Brentwood,
Tennessee**

**Brentwood
Academy**



Tennessee
D1-17 (14th overall)
by Philadelphia



Originally selected by the Eagles with the 14th-overall pick in the 2017 NFL Draft, **Derek Barnett** was named to the PFWA All-Rookie Team after finishing his debut season with 5.0 sacks. He also recovered the **Tom Brady** fumble forced by **Brandon Graham** in the fourth quarter of **Super Bowl LII**, which is regarded as one of the most important plays in franchise history.

MOST SACKS

EAGLES PLAYERS IN 2017

Brandon Graham	9.5
Fletcher Cox	5.5
Derek Barnett	5.0
Chris Long	5.0
Vinny Curry	3.0

EAGLES ROOKIE HISTORY (SINCE 1982)

Corey Simon (2000)	9.5
Derrick Burgess (2001)	6.0
Fletcher Cox (2012)	5.5
Mike Mamula (1995)	5.5
Derek Barnett (2017)	5.0
Trent Cole (2005)	5.0

MOST TACKLES FOR LOSS

EAGLES PLAYERS IN 2017

16	Brandon Graham
13	Vinny Curry
11	Malcolm Jenkins
9	Derek Barnett
9	Tim Jernigan

At the University of Tennessee, Barnett set a school record with 33.0 career sacks, breaking the previous mark of 32.0 set by Pro Football Hall of Famer and Eagles legend Reggie White (1980-83).

THREE-STEP DROP

First job: Worked on a farm cutting grass and weeding

Bucket list: Travel to Africa

Prized possession: His old college and high school jerseys

Desired talent: Ability to sing

If he could play another sport: Baseball

Best player he ever lined up against: Jason Peters in practice

Player he models his game after: Patriots DE Michael Bennett

Favorite movie: *Boyz n the Hood*

Favorite meal: Crab legs

CAREER HIGHLIGHTS

- Named to the PFWA **All-Rookie Team** in 2017 after producing the most sacks (5.0) by an Eagles rookie since **Fletcher Cox** (5.5) during the 2012 season
- Delivered on the most important defensive play of **Super Bowl LII** when he recovered the fumble on **Brandon Graham's** fourth-quarter strip-sack of Patriots QB **Tom Brady**. The takeaway set up a 46-yard FG by **Jake Elliott** that gave the Eagles a 41-33 lead with 1:05 remaining





MOTHER'S INSPIRATION

Barnett considers his mother, Christine, his best friend and inspiration. Christine, who works in a UPS warehouse and at times has held three jobs to support her three children, instilled a humble attitude in Barnett at an early age.

"She always told me, 'Stay humble and put your head down and just work.' I think I get that attitude from her. Even though she worked a lot, she was still always there and made sure I had everything I needed."

Barnett noted in his pre-draft *Players' Tribune* article that his mother deserves to be taken care of for all of her hard work, but she admirably prefers to live her life as usual.

"She's already told me that she's going to keep her same job at the UPS warehouse — on her feet, sweating, sorting packages on a tight deadline — even after I make it to the league."



NFL DRAFT COVER LETTER

Prior to the 2017 NFL Draft, Barnett penned a letter in *The Players' Tribune* to the league's general managers.

"I just thought it was a great way to express my feelings, and my mom thought it would be a good idea to get that letter out as well."

Barnett expressed his admiration for Reggie White, whose career sacks record he broke at the University of Tennessee, but assured readers that his work was not done yet.

"Right now, you might know me as the kid who broke Reggie White's sack record at Tennessee, but that's not the only thing I'm going to be remembered for by the time I leave this game. I promise you that."



REGGIE WHITE'S RECORD

As a junior at the University of Tennessee in 2016, Barnett set a new school record with 33.0 career sacks, surpassing the previous record of 32.0 set by Pro Football Hall of Famer and Eagles legend Reggie White (1980-83). After breaking the record, Barnett received a phone call from Sara White.

"She was just congratulating me on everything I've accomplished. Even though I broke the record, I told her Reggie is still Reggie. I don't think I'm better than Reggie. It meant a lot."

Barnett admires the games of several other NFL players, past and present. "I like watching [Patriots DE] Michael Bennett play. I like his demeanor. He uses his hands very well. When I was younger, [Pro Football Hall of Famer and former Giants DE] Michael Strahan was one of the best to do it. I look up to a lot of those guys."

MAKING AN IMPRESSION

Prior to the 2017 NFL Combine, Barnett caught the flu and his numbers were not as good as he originally anticipated. However, that did not keep him from making an impression on NFL teams, especially the Eagles.

"I caught the flu a few days before we ran, and I knew I probably wasn't going to test my best. But I knew it was an important job interview and I knew I had to go out there and grind it out. I told myself to just go out there and do my best and control what I can control, and I did so."

BIRDSEED

Barnett lettered at Brentwood Academy (Brentwood, TN), where he earned all-state honors as a defensive end. As a senior, Barnett recorded 60 tackles, 18 TFL, 5.5 sacks and 1 FF and helped lead his team to a state semifinal berth.

Barnett began playing football at an early age as both a guard and defensive end. He developed an immediate love for the game.

"The first time I picked it up, I started playing football in fifth grade, and I always used to play backyard football when I was younger. When I picked it up the first day of practice I had a blast, and I knew I was going to go a long way with it."

Barnett majored in communication studies at Tennessee.



CAREER STATISTICS

Year	Team	GP/S	TACKLES					PASS DEFENSE						FUMBLES			DEF SNAPS	
			Total	Solo	Asst	TFL	Sacks	Int	Yds	Lg	TD	PD	QPH	FF	FR	Yds	No	Pct
2017	Philadelphia	15/0	25	18	7	9	5.0	0	0	--	0	0	32	1	2	0	424	41%
2018	Philadelphia	6/6	19	13	6	4	2.5	0	0	--	0	0	15	0	0	0	235	23%
2019	Philadelphia	7/7	20	16	4	5	3.0	0	0	--	0	0	14	1	0	0	359	76%
Totals		28/13	64	47	17	18	10.5	0	0	--	0	0	61	2	2	0	---	---

PLAYOFFS

2017	Philadelphia	3/0	3	3	0	1	1.0	0	0	--	0	0	8	1	1	-3	83	40%
2018	Philadelphia	0/0	PLACED ON INJURED RESERVE (SHOULDER) ON 10/25/18															
Totals		3/0	3	3	0	1	1.0	0	0	--	0	0	8	1	1	-3	---	---

ADDITIONAL STATISTICS

Fumble Recovery TD: 12/25/17 vs. Oak. **Blocked FG:** 10/29/17 vs. SF **Blocked PAT:** 12/17/17 at NYG **Blocked FG Recovery:** 10/29/17 vs. SF

CAREER HIGHS

Tackles	5	2x, last: 9/23/18 vs. Ind.
Sacks	2.0	2x, last: 11/19/17 at Dal.
INTs	--	---
PDs	--	---
FFs	1	3x, last: 9/26/19 at GB
FRs	1	3x, last: 2/4/18 at NE (SB)

2019 GAME-BY-GAME STATISTICS (PHI)

Date	Opp	GP/S	Tot	Solo	Sk	Int	PD	FF	FR	Snaps	Pct
Sep 8	Was	W	1/1	4	3	0.0	0	0	0	52	81%
Sep 15	at Atl	L	1/1	3	3	0.0	0	0	0	50	76%
Sep 22	Det	L	1/1	3	2	0.0	0	0	0	43	67%
Sep 26	at GB	W	1/1	4	3	1.0	0	1	0	61	75%
Oct 6	NYJ	W	1/1	2	2	1.0	0	0	0	43	73%
Oct 13	at Min	L	1/1	2	1	0.0	0	0	0	57	80%
Oct 20	at Dal	L	1/1	2	2	1.0	0	0	0	53	76%
Oct 27	at Buf										
Nov 3	Chi										
Nov 17	NE										
Nov 24	Sea										
Dec 1	at Mia										
Dec 9	NYG										
Dec 15	at Was										
Dec 22	Dal										
Dec 29	at NYG										
Totals		7/7	20	16	3.0	0	0	1	0	359	76%

SEASON HIGHLIGHTS

2019 - PHILADELPHIA EAGLES (7/7)

- Recorded his 3rd sack of the season when he brought down Cowboys QB **Dak Prescott** for a 6-yard loss in the first quarter at Dal. (10/20/19)
- Sacked Jets QB **David Fales** in the fourth quarter of the win vs. NYJ (10/6/19)
- Recorded a strip-sack of Packers QB **Aaron Rodgers** (recovered by **Brandon Graham**) to set up an Eagles TD drive in the second quarter of the win at GB (9/26/19). Marked his 3rd career strip-sack and first since the 2017 NFC Championship Game on 1/21/18 vs. Min. (**Case Keenum**)

2018 - PHILADELPHIA EAGLES (6/6, 0/0)

- Sacked Titans QB **Marcus Mariota** for a 7-yard loss in the second quarter at Ten. (9/30/18). Recorded 1.0+ sacks in back-to-back games for the first time in his career
- Produced his third-career multi-sack game after totaling 1.5 sacks against Colts QB **Andrew Luck** vs. Ind. (9/23/18). Also registered a career-high-tying 5 tackles (3 solo)

2017 - PHILADELPHIA EAGLES (15/0, 3/0)

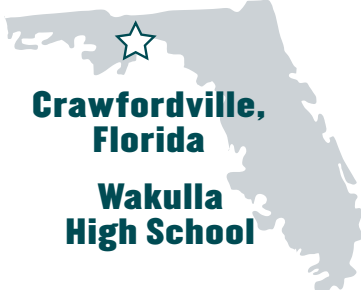
- Named to the PFWA **All-Rookie Team** after producing the most sacks (5.0) by an Eagles rookie since **Fletcher Cox** (5.5) during the 2012 season
- Delivered on the most important defensive play of **Super Bowl LII** when he recovered the fumble on **Brandon Graham**'s fourth-quarter strip-sack of Patriots QB **Tom Brady**. The takeaway set up a 46-yard FG by **Jake Elliott** that gave the Eagles a 41-33 lead with 1:05 remaining



LB NIGEL BRADHAM 53



6-2 | 241  **8th Year**
DOB: Sept. 4, 1989 (Age 30)


Crawfordville, Florida
Wakulla High School



Florida State
D4a-12 (105th overall)
by Buffalo
Acquired: FA-Buf-16



Nigel Bradham (pronounced BRAD-em) has produced more tackles (308), sacks (5.0), FFs (3) and PDs (19) than any Eagles LB since he joined the team in 2016. Bradham, who was signed by Philadelphia to a 5-year contract extension in the 2018 offseason, played a key role on the Eagles' **Super Bowl LII**-winning defense in 2017.



MOST TACKLES

EAGLES PLAYERS IN 2018

Malcolm Jenkins	136
Nigel Bradham*	97
Jordan Hicks*	89
Corey Graham	82
Rasul Douglas	60

EAGLES PLAYERS IN 2017

Malcolm Jenkins	119
Jalen Mills	86
Nigel Bradham*	85
Rodney McLeod	78
Mychal Kendricks*	72

EAGLES PLAYERS IN 2016

Rodney McLeod	117
Malcolm Jenkins	114
Nigel Bradham*	99
Jordan Hicks*	95
Jalen Mills	67

**Eagles linebackers*

THREE-STEP DROP

First job: Stocked frozen foods in the dairy section at Winn-Dixie. "I quit after three days. It was too cold!"

"Welcome to the NFL" moment: Having to hit former NFL fullback Vonta Leach his rookie year. "I was sore after that one."

Unique training methods: Yoga

NFL players he looked up to growing up: **Derrick Brooks & Ray Lewis**

If he could play another sport, what position: **First or third base for the Miami Marlins**

Three favorite throwback jerseys: **Deion Sanders, Atlanta Falcons; Derrick Brooks, Tampa Bay Buccaneers; Dick Butkus, Chicago Bears**

SEASON HIGHLIGHTS

2019 - PHILADELPHIA EAGLES (6/6)

- With the Packers trailing, 34-27, and facing second-and-goal at the PHI 3 with 0:28 remaining, intercepted an **Aaron Rodgers** pass (tipped by **Craig James**) in the end zone and returned it 22 yards to seal the win

2018 - PHILADELPHIA EAGLES (15/15, 2/2)

- Registered 8 tackles (7 solo), 2 TFL, career-high-tying 2 PDs and 1 QB pressure and hit in the 16-15 win at Chi. (1/6/19) in the Wild Card round



CAREER STATISTICS

Year	Team	GP/S	TACKLES					PASS DEFENSE						FUMBLES			DEF SNAPS	
			Total	Solo	Asst	TFL	Sacks	Int	Yds	Lg	TD	PD	QPH	FF	FR	Yds	No	Pct
2012	Buffalo	16/11	47	27	20	2	0.0	0	--	--	0	1	0	0	1	0	395	36%
2013	Buffalo	16/2	38	21	17	1	0.0	0	--	--	0	0	0	0	--	285	25%	
2014	Buffalo	14/14	102	65	37	6	2.5	1	0	0	7	7	2	0	--	805	74%	
2015	Buffalo	11/11	57	42	15	4	1.0	0	--	--	4	3	0	0	--	728	67%	
2016	Philadelphia	16/16	99	67	32	7	2.0	1	28	28	0	5	2	2	1	0	990	97%
2017	Philadelphia	15/15	85	67	18	5	1.0	0	--	--	0	8	2	1	1	37	923	90%
2018	Philadelphia	15/15	97	77	20	3	2.0	0	--	--	0	4	3	0	1	0	920	89%
2019	Philadelphia	6/6	27	21	6	0	0.0	1	22	--	0	2	1	0	0	--	358	75%
Totals		109/90	552	387	165	28	8.5	3	50	28	0	31	18	5	4	37	---	---

PLAYOFFS

2017	Philadelphia	3/3	12	10	2	1	1.0	0	--	--	0	1	1	0	0	--	206	100%
2018	Philadelphia	2/2	16	13	3	2	0.0	0	--	--	0	2	1	0	0	--	135	96%
Totals		5/5	28	23	5	3	1.0	0	--	--	0	3	2	0	0	--	---	---

ADDITIONAL STATISTICS

Special Teams Tackles: 28 - 2016 (3), 2015 (1), 2014 (1), 2013 (13), 2012 (10) **Fumble Recovery TD:** 11/19/17 at Dallas (**Dak Prescott** fumble forced by **Derek Barnett**)

CAREER HIGHS

Tackles	14	12/22/16 vs. NYG
Sacks	1.5	9/28/14 at Hou.
INTs	1	3x, last: 9/26/19 at GB
PDs	2	6x, last: 1/6/19 at Chi. (WC)
FFs	1	5x, last: 12/10/17 at LAR
FRs	1	4x, last: 10/7/18 vs. Min.



BIRDSEED

Bradham was a consensus five-star prospect and earned *Parade* All-America honors after finishing his career at Wakulla High School with over 430 tackles and 20 sacks. As a senior in 2007, Bradham earned first-team 3A All-State honors and was named the *Tallahassee Democrat* All-Big Bend Defensive Player of the Year, compiling 145 tackles, 8 sacks and 4 INTs. He was a finalist for the 2008 U.S. Army Player of the Year award and earned a spot in the U.S. Army All-American Bowl.

Bradham graduated from Florida State in December 2011 with a degree in social science.



@NigelBradham_13



@5trey_

SEASON HIGHLIGHTS (Continued)

- Sacked Giants QB **Eli Manning** and recorded 1 PD in the 34-13 win at NYG (10/11/8)
- Recovered a fumble by Vikings RB **Roc Thomas** in the fourth quarter vs. Min. (10/7/18). Has recovered a fumble in each of the last three seasons with the Eagles
- Posted 7 tackles (3 solo) and 1.0 sack of Buccaneers QB **Ryan Fitzpatrick** in his season debut at TB (9/16/18)

2017 - PHILADELPHIA EAGLES (15/15, 3/3)

- Led Eagles LBs with 85 tackles (67 solo) and had a career-high 8 PDs. Added 12 tackles (10 solo), 1.0 sack and 1 PD during the team's **Super Bowl LII**-winning postseason run
- Sacked Falcons QB **Matt Ryan** on third down in the third quarter of the NFC Divisional Playoff vs. Atl. (1/13/18). Helped set up a scoring drive that culminated with a game-winning, 37-yard FG by **Jake Elliott**
- Forced a fumble of Rams WR **Tavon Austin** on a lateral play that was picked up by **Brandon Graham** and returned for the victory sealing TD in the 43-35 win at LAR (12/10/17)
- Recovered the fumble on a **Derek Barnett** strip-sack of Cowboys QB **Dak Prescott** and returned it 37 yards for his first career TD at Dal. (11/19/17)

2016 - PHILADELPHIA EAGLES (16/16)

- Led Eagles LBs with 99 tackles (67 solo) and a career-high 7 TFL while tying for the team-lead with 2 FFs
- Totaled a career-high 14 tackles vs. NYG (12/22/16)
- Intercepted Bears QB **Jay Cutler** in the third quarter at Chi. (9/19/16). Returned it 28 yards to Chicago's 2-yard line to set up a **Carson Wentz**-to-**Trey Burton** TD

LB NIGEL BRADHAM 53



2019 GAME-BY-GAME STATISTICS (PHI)

Date	Opp	GP/S	Tot	Solo	Sk	Int	PD	FF	FR	Snaps	Pct
Sep 8	Was	W	1/1	9	6	0.0	0	0	0	64	100%
Sep 15	at Atl	L	1/1	4	3	0.0	0	0	0	66	100%
Sep 22	Det	L	1/1	3	3	0.0	0	1	0	63	98%
Sep 26	at GB	W	1/1	6	6	0.0	1	1	0	81	100%
Oct 6	NYJ	W	1/1	3	1	0.0	0	0	0	55	93%
Oct 13	at Min	L	1/1	2	2	0.0	0	0	0	29	41%
Oct 20	at Dal	L	0/0	INACTIVE (ANKLE)							
Oct 27	at Buf										
Nov 3	Chi										
Nov 17	NE										
Nov 24	Sea										
Dec 1	at Mia										
Dec 9	NYG										
Dec 15	at Was										
Dec 22	Dal										
Dec 29	at NYG										
Totals			6/6	27	21	0.0	1	2	0	358	75%

2018 GAME-BY-GAME STATISTICS (PHI)

Date	Opp	GP/S	Tot	Solo	Sk	Int	PD	FF	FR	Snaps	Pct
Sep 6	Atl	W	0/0	SUSPENDED BY NFL							
Sep 16	at TB	L	1/1	7	3	1.0	0	0	0	47	81%
Sep 23	Ind	W	1/1	2	2	0.0	0	0	0	41	69%
Sep 30	at Ten	L	1/1	6	4	0.0	0	0	0	57	80%
Oct 7	Min	L	1/1	8	6	0.0	0	0	1	59	95%
Oct 11	at NYG	W	1/1	6	6	1.0	0	1	0	64	98%
Oct 21	Car	L	1/1	7	5	0.0	0	0	0	59	100%
Oct 28	at Jax	W	1/1	7	6	0.0	0	1	0	62	97%
Nov 11	Dal	L	1/1	9	8	0.0	0	0	0	69	100%
Nov 18	at NO	L	1/1	5	3	0.0	0	0	0	70	100%
Nov 25	NYG	W	1/1	7	5	0.0	0	0	0	62	100%
Dec 3	Was	W	1/1	5	3	0.0	0	0	0	45	100%
Dec 9	at Dal	L	1/1	11	10	0.0	0	0	0	99	100%
Dec 16	at LAR	W	1/1	7	6	0.0	0	0	0	76	100%
Dec 23	Hou	W	1/1	6	6	0.0	0	0	0	65	100%
Dec 30	at Was	W	1/1	4	4	0.0	0	2	0	45	100%
Totals			15/15	97	77	2.0	0	4	0	920	89%
PLAYOFFS											
Jan 6	at Chi	W	1/1	8	7	0.0	0	2	0	64	100%
Jan 13	at NO	L	1/1	8	6	0.0	0	0	0	71	92%
Totals			2/2	16	13	0.0	0	2	0	135	96%



SEASON HIGHLIGHTS (Continued)

2015 - BUFFALO BILLS (11/11)

- Registered 57 tackles (42 solo), 1.0 sack and 4 PDs

2014 - BUFFALO BILLS (14/14)

- Set career highs in tackles (102) and sacks (2.5)
- Recorded the first INT of his career when he picked off Texans QB **Ryan Fitzpatrick** at Hou. (9/28/14)

2013 - BUFFALO BILLS (16/2)

- Finished with 38 tackles (21 solo) and also posted a career-high 13 special teams tackles

2012 - BUFFALO BILLS (16/11)

- Started the final 11 contests of his rookie season and recorded 47 tackles (27 solo), 1 PD and 1 FR

COLLEGE HIGHLIGHTS

- Appeared in 53 games (39 starts) at Florida State. During his four-year career, recorded 306 tackles (189 solo), 21.5 TFL and 9.0 sacks. Led the Seminoles in tackles in three consecutive seasons (2009-11)
- Earned All-ACC honorable mention honors in 2011 and was named the Seminoles' MVP after totaling a team-high 86 tackles with 5 PDs, 2 sacks and 2 INTs
- In 2009, received honorable mention Sophomore All-American honors from *College Football News* after starting 12 games and leading the team with 93 tackles (61 solo)

TRANSACTIONS

2012

Drafted by BUF in 4th round (105th overall)
Signed 4-year contract

7/30/14

Suspended by NFL for 1 game

9/8/14

Activated from reserve/suspended list

3/10/16

Agreed to terms with PHI on 2-year contract

3/14/18

Agreed to terms with PHI on 5-year contract

6/29/18

Suspended by NFL for 1 game

9/7/18

Activated from Reserve/Commissioner Exempt List



6-5 | 335  **8th Year**

DOB: Aug. 19, 1989 (Age 30)



**Milwaukee,
Wisconsin**

**Riverside University
High School**




Miami (Ohio)

D3b-12 (76th overall)

by Houston

Acquired: FA-Hou-16



One of the top offensive guards in the NFL, **Brandon Brooks** has been voted to the Pro Bowl following each of the last two seasons. Originally selected by the Texans in the 3rd round (76th overall) of the 2012 NFL Draft, Brooks signed a 5-year contract with the Eagles during the 2016 offseason.

CAREER HIGHLIGHTS

- Started all 16 regular-season games and both of the team's postseason contests in 2018. Earned **Pro Bowl** honors for the second-consecutive season
- Earned his first career **Pro Bowl** nod after playing an integral role on the Eagles' **Super Bowl LII**-winning offensive line. In 2017, helped the team rank 3rd in the NFL in offensive points (414, tied) and rushing offense (132.2) and 7th in total offense (365.8)
- Started 14 games at right guard in his first season with the Eagles in 2016
- In 2015, started 14 games for Houston, opening 13 contests at right guard and 1 at left guard. Also started the Texans' Wild Card game vs. KC (1/9/16)
- Opened 15 games for the Texans at right guard in 2014 and paved the way for the Texans ground game to accumulate 2,161 yards, the 2nd-most rushing yards in a single season in franchise history and the 5th-highest total in the NFL that season. Was part of an offensive line that surrendered just 26 sacks, marking the 4th-best total in the NFL
- Became a full-time starter in 2013 and opened 15 contests for the Texans at right guard

THREE-STEP DROP

First jersey:

Ray Allen, Milwaukee Bucks

If he could be any superhero:

Deadpool, The Flash, or Wolverine

First job: Worked on the grounds crew in college at Miami. Landscaped and poured concrete

Best players he has faced: Geno Atkins and Ndamukong Suh

Hobbies: Golfing and reading

Favorite Halloween costume: The Black Ranger from Power Rangers

Three favorite throwback jerseys:

Reggie White, Philadelphia Eagles; Satchel Paige; George Gervin

Favorite Philadelphia restaurant:

Ralph's Italian Resturant

Favorite books: Zero to One by

Peter Thiel, Outliers by Malcolm Gladwell, and The Road to Character by David Brooks

COLLEGE HIGHLIGHTS

- Started 41 of the 45 games he played for the Miami University (Ohio) RedHawks and was a three-time All-Mid-American Conference selection



COMMENCEMENT SPEECH

In May 2018, Brooks returned to his alma mater at Miami (Ohio) to deliver a commencement speech to a graduating class of more than 4,000 students. His inspirational speech highlighted his battle with anxiety and also touched on the importance of having a positive outlook on life.

“I am proud of a number of accomplishments I achieved this year - Pro Bowl, Super Bowl - but I am especially proud of defeating the anxiety that has affected me in the past. Truth be told - today I’m feeling a little anxious, but I’ve learned through therapy to not worry or care about making a mistake. Why? Because the best thing about life is that it goes on.”

AN EARLY INFLUENCE

Brooks cites his former neighbor, Jarrod Johnson, as the biggest influence on his football career. Johnson, a former offensive lineman, played with the San Diego Chargers, the Pittsburgh Steelers and the Sacramento Surge of the World League. The two still talk to this day.

BIRDSEED

Brooks took up football at the age of 12 when he played tight end and middle linebacker for the Riverside Tigers. He cites his former neighbor, Jarrod Johnson, as the biggest influence on his football career. Johnson, a former offensive lineman himself, played with the San Diego Chargers, the Pittsburgh Steelers and the Sacramento Surge of the World League. The two still talk to this day.

 @bbrooks_79

CAREER STATISTICS

Year	Team	GP/S	STARTS		OFF SNAPS	
			LG	RG	No	Pct
2012	Houston	6/0	0	0	110	10%
2013	Houston	15/15	0	15	1043	93%
2014	Houston	15/15	0	15	985	89%
2015	Houston	14/14	1	13	981	83%
2016	Philadelphia	14/14	0	14	991	87%
2017	Philadelphia	16/16	0	16	1077	95%
2018	Philadelphia	16/16	0	16	1087	99%
2019	Philadelphia	7/7	0	7	467	96%
Totals		103/97	1	96	---	---

PLAYOFFS

2012	Houston	2/0	0	0	63	40%
2015	Houston	1/1	0	1	64	100%
2017	Philadelphia	3/3	0	3	207	100%
2018	Philadelphia	2/2	0	2	82	69%
Totals		8/6	0	6	---	---

COLLEGE HIGHLIGHTS (Continued)

- Registered 287 knockdowns and 47 touchdown-resulting blocks, including 35 touchdown-resulting blocks on the RedHawks’ 40 rushing touchdowns during his career
- Made the switch to right guard for his senior season (2011) and started all 12 games, earning an appearance in the East-West Shrine Game
- Missed the beginning of his junior season (2010) with an injury, but returned to start two games at left tackle and four games at left guard, helping the RedHawks go 6-0 in those contests. Despite the injury, earned All-MAC second-team honors for a second-consecutive season
- As a sophomore in 2009, earned second-team All-MAC honors after starting 12 games at left tackle and registering 12 touchdown-resulting blocks
- Was named the RedHawks Freshman of the Year as a redshirt freshman in 2008 after he started all 12 games at left guard and recorded 70 knockdowns

TRANSACTIONS

- 2012** Drafted by HOU in 3rd round (76th overall)
Signed 4-year contract
- 3/9/16** Agreed to terms with PHI on a 5-year contract



5-10 | 220  **3rd Year**

DOB: Nov. 2, 1994 (Age 24)

**Glassboro,
New Jersey**

**Glassboro
High School**



**Wisconsin
UDFA ('17) by Philadelphia**

MOST SUPER BOWL RECEIVING YARDS

NFL ROOKIE HISTORY

109 Chris Matthews (XLIX)

109 Torry Holt (XXXIV)

107 Cris Collinsworth (XVII)

100 Corey Clement (LII)

THREE-STEP DROP

Prized possession: His college degree

Desired talent: Ability to sing like Bruno Mars

Surprisingly good at: Making breakfast

If he could play another sport, what position: NBA point guard

Player he models his game after: Le'Veon Bell

Favorite athletes growing up: Marshall Faulk, Derek Fisher, Steve Nash, Barry Sanders

Favorite TV show: *Friends*



2017

Signed by Philadelphia as an undrafted free agent in 2017, **Corey Clement** (pronounced CLEM-int) became the first undrafted Eagle to register 1,200+ all-purpose yards (1,294) in their first two NFL seasons since **Derrick Witherspoon** from 1995-96 (1,737). Clement caught a team-high 100 receiving yards in **Super Bowl LII** and fielded the snap on the "Philly Special," one of the most memorable trick plays in league history.

MOST OFFENSIVE TDS

EAGLES RUNNING BACKS SINCE 2017

Corey Clement 8

Wendell Smallwood 6

Jay Ajayi 5

Jordan Howard 5

MOST ALL-PURPOSE YARDS

UNDRAFTED EAGLES (FIRST TWO SEASONS)

D. Witherspoon (1995-96) 1,737

Bosh Pritchard (1942, '46) 1,325

Vaughn Hebron (1993-94) 1,319

Corey Clement (2017-18) 1,294

Hal Giancanelli (1953-54) 1,163

CAREER HIGHLIGHTS

- Posted a career-high 100 receiving yards in **Super Bowl LII**, including a 22-yard TD reception. Became just the fourth rookie in NFL history with 100+ receiving yards in the Super Bowl, joining **Chris Matthews** (109 - XLIX with Seattle), **Torry Holt** (109 - XXXIV with St. Louis) and **Cris Collinsworth** (107 - XVI with Cincinnati)
- Fielded the snap on one of the most memorable trick plays in NFL history in **Super Bowl LII**, known as the "Philly Special," when **Nick Foles** caught a TD from **Trey Burton** on fourth down



CAREER STATISTICS																				
Year	Team	GP/S	RUSHING					RECEIVING					OFF SNAPS			KICK RETURNS				
			Att	Yds	Avg	Lg	TD	Rec	Yds	Avg	Lg	TD	TYS	No	Pct	Ret	Yds	Avg	Lg	TD
2017	Philadelphia	16/0	74	321	4.3	28	4	10	123	12.3	28	2	444	256	23%	2	49	24.5	35	0
2018	Philadelphia	11/0	68	259	3.8	32	2	22	192	8.7	23	0	451	238	22%	13	333	25.6	48	0
2019	Philadelphia	4/0	0	0	---	--	0	0	0	---	--	0	0	3	1%	3	73	24.3	26	0
Totals		31/0	142	580	4.1	32	6	32	315	9.8	28	2	895	---	---	18	455	25.3	48	0

PLAYOFFS																				
2017	Philadelphia	3/0	6	33	5.5	14	0	10	139	13.9	55	1	172	61	29%	2	47	23.5	25	0
2018	Philadelphia	0/0	PLACED ON INJURED RESERVE (KNEE) ON 12/11/18																	
Totals		3/0	6	33	5.5	14	0	10	139	13.9	55	1	172	61	29%	2	47	23.5	25	0

ADDITIONAL STATISTICS																				
Fumbles/Lost: <u>4/0</u> - 2018 (4/0) Special Team Fumbles/Lost: <u>4/2</u> - 2019 (2/2); /2018 (2/0) Punt Returns: <u>6-17</u> - 2018 (6-17) 2-Pt Conversions: 1 rush at Dal. (11/19/17)																				
Special Teams Tackles: <u>15</u> - 2019 (1); 2018 (4); 2017 (10) Postseason Special Teams Tackles: <u>1</u> - 2017 (1)																				

CAREER HIGHS		
Rush Attempts	16	9/23/18 vs. Ind.
Rushing Yards	56	9/23/18 vs. Ind.
Rushing Long	32	11/25/18 vs. NYG
Rushing TDs	2	11/5/17 vs. Den.
Receptions	5	2x, last: 9/16/18 at TB
Receiving Yards	100	2/4/18 at NE (SB)
Receiving Long	55	2/4/18 at NE (SB)
Receiving TDs	1	3x, last: 2/4/18 at NE (SB)
Scrimmage Yards	108	2/4/18 at NE (SB)
Offensive TDs	3	11/5/17 vs. Den.
Kickoff Returns	4	2x, last: 11/18/18 at NO
Kickoff Return Yards	114	11/18/18 at NO
Kickoff Return Long	48	11/18/18 at NO

SEASON HIGHLIGHTS

2018 - PHILADELPHIA EAGLES (11/0, 0/0)

- Totaled career highs in receptions (22), receiving yards (192) and scrimmage yards (451). Also led the team in kickoff return yards (333) and kickoff return average (25.6)
- Registered a career-long 32-yard run in the second quarter of the 25-22 win vs. NYG (11/25/18). Marked the 2nd-longest play from scrimmage of his career (55-yard reception on 2/4/18 vs. New England in **Super Bowl LII**)
- Recorded career highs in kickoff returns (4) and kickoff return yards (114) and registered the longest kickoff return (48 yards) of his career at NO (11/18/18)
- Produced career highs in rush attempts (16) and rushing yards (56) in the 20-16 win vs. Ind. (9/23/18)
- Rushed for a game-tying (7-7), 15-yard TD in the second quarter at TB (9/16/18). The score tied for the longest rushing TD of his career (also 9/24/17 vs. N.Y. Giants)

2017 - PHILADELPHIA EAGLES (16/0, 3/0)

- Posted a career-high 100 receiving yards in **Super Bowl LII**, including a 22-yard TD reception. Became just the fourth rookie in NFL history with 100+ receiving yards in the Super Bowl, joining **Chris Matthews** (109 - XLIX with Seattle), **Torry Holt** (109 - XXXIV with Seattle) and **Cris Collinsworth** (107- XVI with Cincinnati)



BIRDSEED

Clement prepped at Glassboro HS (Glassboro, NJ), where he was coached by Mark Maccarone. He was selected to the Semper Fidelis All-American Bowl after finishing his high school career with an outstanding 6,245 rushing yards, 34 rushing TDs and 90 total TDs. Clement, who set the New Jersey state record with 479 yards against Gloucester City, earned first-team all-state honors after rushing for 2,323 yards and 33 TDs while also recording 47 tackles and 8.0 sacks as a senior. He also ran for 2,510 yards and 36 total TDs as a junior and tallied 1,205 rushing yards and 15 TDs as a sophomore. Clement is the son of Latanya and Steve Clement. He majored in life sciences communication at the University of Wisconsin and interned at Merrill Lynch during the summer of 2016.

 @CoreyClement_6
  @yeroc_



6-4 | 310 🇺🇸 **8th Year**
DOB: Dec. 13, 1990 (Age 28)

**Yazoo City,
Mississippi**



**Yazoo City
High School**



Mississippi State
 D1-12 (12th overall)
 by Philadelphia



One of the NFL's best defensive players, Fletcher Cox was originally selected by the Eagles with the 12th-overall pick in the 2012 NFL Draft. A four-time Pro Bowler and four-time All-Pro honoree, Cox has produced 45.5 career sacks (career-high 10.5 sacks in 2018), which are the most by an interior DL in franchise history.

AP	AP	AP	AP
2014	2015	2017	2018
2016	2017	2018	2019

CAREER SACKS

ALL-TIME EAGLES INTERIOR DL



FLETCHER COX
45.5



ANDY HARMON
39.5



KEN CLARKE
32.5



COREY SIMON
32.0

MOST SACKS

EAGLES PLAYERS IN 2018

10.5	Fletcher Cox
9.0	Michael Bennett
6.5	Chris Long
4.0	Brandon Graham
3.0	Jordan Hicks

THREE-STEP DROP

Favorite meal: Mom's baked beans, mac and cheese, grilled chicken and pork chops

Best player he has ever faced:
Cowboys T Tyron Smith

If he could play another sport, what position:
First baseman, New York Yankees

First jersey owned: LaDanian Tomlinson, San Diego Chargers

Three favorite throwback jerseys:
Michael Jordan, Chicago Bulls;
Ronnie Lott, San Francisco 49ers;
Ken Griffey Jr., Cincinnati Reds

CAREER HIGHLIGHTS

- Is a four-time **Pro Bowl** selection (2015-18), the most ever by an Eagles DT
- Earned first-team **All-Pro** honors from the *Associated Press* for the first time in his career after producing a career-high 10.5 sacks in 2018. Also voted second-team **All-Pro** in 2014, 2015 and 2017
- His 45.5 career sacks are the most by an interior DL in Eagles history. Ranks 7th in team history, behind **Reggie White** (124.0), **Trent Cole** (85.5), **Clyde Simmons** (76.0), **Hugh Douglas** (54.5), **Greg Brown** (50.5) and **Brandon Graham** (46.5)

SEASON HIGHLIGHTS

2019 - PHILADELPHIA EAGLES (7/7)

- Sacked Cowboys QB **Dak Prescott** for an 11-yard loss while also forcing a fumble in the third quarter at Dal. (10/20/19)



CAREER STATISTICS

Year	Team	GP/S	TACKLES					PASS DEFENSE						FUMBLES			DEF SNAPS	
			Total	Solo	Asst	TFL	Sacks	Int	Yds	Lg	TD	PD	QPH	FF	FR	Yds	No	Pct
2012	Philadelphia	15/9	65	46	19	7	5.5	0	0	--	0	2	24	0	0	0	509	49%
2013	Philadelphia	16/16	66	44	22	1	3.0	0	0	--	0	3	21	0	1	3	882	73%
2014	Philadelphia	16/16	70	59	11	7	4.0	0	0	--	0	0	14	1	3	21	921	80%
2015	Philadelphia	16/16	104	80	24	16.5	9.5	0	0	--	0	0	32	3	2	0	983	81%
2016	Philadelphia	16/16	53	34	19	10	6.5	0	0	--	0	4	21	1	1	0	773	76%
2017	Philadelphia	14/14	35	23	12	4	5.5	0	0	--	0	3	34	1	2	20	608	59%
2018	Philadelphia	16/16	53	38	15	15	10.5	0	0	--	0	1	74	1	1	0	830	80%
2019	Philadelphia	7/7	18	14	4	6	1.0	0	0	--	0	1	16	1	0	0	347	73%
Totals		116/110	464	338	126	66.5	45.5	0	0	--	0	14	235	8	10	44	---	---

PLAYOFFS

2013	Philadelphia	1/1	3	3	0	0	0.0	0	0	--	0	0	0	0	0	0	61	85%
2017	Philadelphia	3/3	13	10	3	2	1.0	0	0	--	0	0	13	0	0	0	178	86%
2018	Philadelphia	2/2	7	4	3	1	0.0	0	0	--	0	0	5	0	0	0	96	68%
Totals		6/6	23	17	6	3	1.0	0	0	--	0	0	18	0	0	0	---	---

ADDITIONAL STATISTICS

Fumble Recovery TDs: 2 - 9/10/17 at Washington (20 yards); 9/7/14 at Jacksonville (17 yards)

CAREER HIGHS

Tackles	13	12/7/14 vs. Sea.
Sacks	3.0	2x, last: 12/30/18 at Was.
INTs	--	---
PDs	2	10/12/17 at Car.
FFs	2	10/11/15 vs. NO
FRs	1	10x, last: 12/23/18 vs. Hou.

SEASON HIGHLIGHTS (Continued)

2018 - PHILADELPHIA EAGLES (16/16, 2/2)

- Named to the **Pro Bowl** and voted first-team **All-Pro** by the *Associated Press* after logging a career-high 10.5 sacks
- Earned **NFC Defensive Player of the Week** honors after leading the Eagles defense with a career-high-tying 3.0 sacks along with 4 solo tackles (4 TFL), 1 FF and 6 QB pressures and hits in the 24-0 win at Was. (12/30/18)
- Recovered a key fourth-quarter fumble following a strip-sack of Texans QB **Deshaun Watson** by **Chris Long** in the 32-30 win vs. Hou. (12/23/18). His 10 career FRs are tied for the 4th-most in Eagles all-time history, behind **Mike Jarmoluk** (12, 1949-55), **Reggie White** (11, 1985-92) and **Vic Sears** (11, 1941-53).
- Totaled 7 QB pressures and hurries, including 1.5 sacks, and added 3 tackles (1 TFL) at Dal. (12/9/18)
- Sacked Buccaneers QB **Ryan Fitzpatrick** in the first quarter at TB (9/16/18). Also totaled a season-high 7 tackles (5 solo), 2 TFL and a team-high 7 QB pressures and hits
- Recorded 1.5 sacks and 1 TFL along with a team-leading 7 QB pressures and hits vs. Atl. (9/6/18)

2017 - PHILADELPHIA EAGLES (14/14, 3/3)

- Was named to his third consecutive **Pro Bowl** and earned second-team **All-Pro** honors from the *Associated Press*
- Posted a team-high-tying 13 QB pressures and hits along with 1.0 sack and a team-leading 2 TFL during the Eagles' **Super Bowl LII**-winning postseason run
- Totaled a team-high 8 QB pressures and hits in **Super Bowl LII** at NE (2/4/18)
- Recorded a season-high 7 tackles and sacked Falcons QB **Matt Ryan** in the Divisional Playoff win vs. Atl. (1/13/18)



THE MECHANIC

One of Cox's passions off the field is fixing up old cars. In fact, he believes he'd most likely work as a mechanic if he wasn't playing football. "I didn't have much of a choice. It runs in the family," said Cox, who now has his own drag racing team using a 1991 Ford Mustang drag radial, which is driven by Shawn Ayers. The team competes in professional events around the country.



@fcoxx_91



@fcoxx_91



2019 GAME-BY-GAME STATISTICS (PHI)

Date	Opp	GP/S	Tot	Solo	Sk	Int	PD	FF	FR	Snaps	Pct	
Sep 8	Was	W	1/1	2	2	0.0	0	0	0	42	66%	
Sep 15	at Atl	L	1/1	1	1	0.0	0	1	0	49	74%	
Sep 22	Det	L	1/1	0	0	0.0	0	0	0	46	72%	
Sep 26	at GB	W	1/1	2	2	0.0	0	0	0	61	75%	
Oct 6	NYJ	W	1/1	6	4	0.0	0	0	0	46	78%	
Oct 13	at Min	L	1/1	6	4	0.0	0	0	0	52	73%	
Oct 20	at Dal	L	1/1	1	1	1.0	0	0	1	51	73%	
Oct 27	at Buf											
Nov 3	Chi											
Nov 17	NE											
Nov 24	Sea											
Dec 1	at Mia											
Dec 9	NYG											
Dec 15	at Was											
Dec 22	Dal											
Dec 29	at NYG											
Totals			7/7	18	14	1.0	0	1	1	0	347	73%

SEASON HIGHLIGHTS (Continued)

- Recovered a forced fumble by **Vinny Curry** in the third quarter to set up a game-tying 35-yard FG by **Jake Elliott** in the 19-10 victory vs. Oak. (12/25/17)
- Made an impact play to preserve a 31-29 lead late in the third quarter at NYG (12/17/17) when he sacked Giants QB **Eli Manning** on a 2-point conversion attempt
- Provided a boost to the Eagles defense at Car. (10/12/17) after missing 2 games due to a calf injury. With Carolina leading, 10-3, in the second quarter, bulled Panthers G **Trai Turner** into QB **Cam Newton** to force an errant pass that was intercepted by **Rasul Douglas** inside the CAR 20. The turnover led to an Eagles TD that tied the game, 10-10. Philadelphia never trailed again following the score. Also recorded a half-sack of Newton at the end of the first half to push Carolina out of FG range
- Sealed the victory for Philadelphia in the season opener at Was. (9/10/17) when he grabbed a fourth-quarter fumble and returned it 20 yards for his second career TD. Also strip-sacked Redskins QB **Kirk Cousins** in the first quarter

2016 - PHILADELPHIA EAGLES (16/16)

- Voted to the **Pro Bowl** for the second time in his career after tying for the 5th-most sacks (6.5) by an NFL DT, trailing only **Geno Atkins** (9.0), **Aaron Donald** (8.0), **Gerald McCoy** (7.0) and **Leonard Williams** (7.0)
- Posted 1.5 sacks of Redskins **Cousins** vs. Was. (12/11/16), marking his fifth-career multi-sack game
- Named **NFC Defensive Player of the Month** for September 2016 after totaling 3.0 sacks and 1 FF in three contests
- Sacked Steelers QB **Ben Roethlisberger** twice and forced him to fumble once (recovered by **Brandon Graham**) as part of an 8-tackle effort vs. Pit. (9/25/16)

2018 GAME-BY-GAME STATISTICS (PHI)

Date	Opp	GP/S	Tot	Solo	Sk	Int	PD	FF	FR	Snaps	Pct	
Sep 6	Atl	W	1/1	2	2	1.5	0	0	0	65	93%	
Sep 16	at TB	L	1/1	5	4	1.0	0	0	0	46	79%	
Sep 23	Ind	W	1/1	5	3	0.5	0	0	0	52	88%	
Sep 30	at Ten	L	1/1	2	2	0.0	0	0	0	60	85%	
Oct 7	Min	L	1/1	3	1	0.0	0	0	0	53	85%	
Oct 11	at NYG	W	1/1	6	3	1.0	0	0	0	45	69%	
Oct 21	Car	L	1/1	2	2	0.0	0	0	0	45	76%	
Oct 28	at Jax	W	1/1	2	2	0.0	0	1	0	53	83%	
Nov 11	Dal	L	1/1	6	4	0.0	0	0	0	56	81%	
Nov 18	at NO	L	1/1	2	2	0.0	0	0	0	49	70%	
Nov 25	NYG	W	1/1	3	2	0.0	0	0	0	49	79%	
Dec 3	Was	W	1/1	3	3	1.0	0	0	0	40	89%	
Dec 9	at Dal	L	1/1	3	1	1.5	0	0	0	79	80%	
Dec 16	at LAR	W	1/1	3	2	1.0	0	0	0	57	75%	
Dec 23	Hou	W	1/1	2	1	0.0	0	0	0	49	75%	
Dec 30	at Was	W	1/1	4	4	3.0	0	0	1	32	71%	
Totals			16/16	53	38	10.5	0	1	1	1	830	80%

PLAYOFFS

Jan 6	at Chi	W	1/1	4	2	0.0	0	0	0	54	84%	
Jan 13	at NO	L	1/1	3	2	0.0	0	0	0	42	55%	
Totals			2/2	7	4	0.0	0	0	0	0	96	68%



SMALL-TOWN ROOTS

Cox grew up in the small town of Yazoo, MS, which has a population of less than 30,000 people.

Cox's graduating class was just 100 students.

HIGH SCHOOL STANDOUT

Cox attended Yazoo City HS (Yazoo, MS), where he recorded 104 tackles, 10 sacks, 1 INT and 1 FR as a senior. Cox notched 103 tackles, 11 sacks and 2 INTs (one of which he returned for a TD) during his junior season. He also played basketball and participated in track in the second leg of the 4 x 100 meter team.

DE VINNY CURRY 75



6-3 | 279  **8th Year**
DOB: June 30, 1988 (Age 31)

**Neptune,
New Jersey**

**Neptune
High School**



Marshall
D2b-12 (59th overall)
by Philadelphia
Acquired: FA-19

THREE-STEP DROP

First jobs: Stocking milk in a grocery store at 16 and washing dishes at a nursing home at 17

Hobbies: Fashion, bowling, watching movies

If he could play another sport, what team/position: Point guard, N.Y. Knicks

Collects: Jordans (over 600 pairs)

Favorite Halloween costume:
The Ultimate Warrior

Favorite meal: Crab

Favorite movie: *Friday*

Favorite TV show: *Martin*

Three favorite throwback jerseys:
Jerome Brown, Philadelphia Eagles;
Allen Iverson, Philadelphia 76ers;
Michael Jordan, Chicago Bulls

Favorite quote: "To be the man, you gotta beat the man!"
 - Ric Flair



Originally selected by the Eagles in the 2nd round (59th overall) of the 2012 NFL Draft, **Vinny Curry** returned to Philadelphia during the 2019 offseason following a one-year stint with Tampa Bay. In 2017, Curry started all 16 regular-season games and led the Eagles defense with 41 QB pressures and hits while ranking 2nd on the team with a career-high 13 TFLs, behind **Brandon Graham** (16).

QB PRESSURES & HITS

EAGLES PLAYERS IN 2017

Vinny Curry	41
Chris Long	38
Fletcher Cox	36
Derek Barnett	32
Brandon Graham	26

MOST TACKLES FOR LOSS

EAGLES PLAYERS IN 2017

Brandon Graham	16
Vinny Curry	13
Malcolm Jenkins	11
Derek Barnett	9
Tim Jernigan	9

SEASON HIGHLIGHTS

2019 - PHILADELPHIA EAGLES (7/0)

- Sacked Jets QB **Luke Falk** in the third quarter of the Eagles' 10.0-sack performance (tied for 2nd-most in franchise history) in the win vs. NYJ (10/6/19)

2018 - TAMPA BAY BUCCANEERS (12/7)

- Posted 21 tackles (15 solo), 5 TFLs and 2.5 sacks in his only season with the Buccaneers

2017 - PHILADELPHIA EAGLES (16/16, 3/3)

- Finished the regular season with the most QB pressures and hits (41) on the Eagles defense. Also ranked 2nd on the team with a career-high 13 TFLs, behind **Brandon Graham** (16)
- Recorded 10 tackles (6 solo) and 9 QB pressures and hits during the Eagles' **Super Bowl LII**-winning playoff run



CAREER STATISTICS

Year	Team	GP/S	TACKLES					PASS DEFENSE						FUMBLES			DEF SNAPS	
			Total	Solo	Asst	TFL	Sacks	Int	Yds	Lg	TD	PD	QPH	FF	FR	Yds	No	Pct
2012	Philadelphia	6/0	9	7	2	1	0.0	0	0	--	0	0	3	0	0	--	88	8%
2013	Philadelphia	14/0	21	17	4	1	4.0	0	0	--	0	5	29	0	0	--	317	26%
2014	Philadelphia	16/0	16	12	4	2	9.0	0	0	--	0	0	32	4	1	0	371	32%
2015	Philadelphia	16/0	26	16	10	4.5	3.5	0	0	--	0	0	40	0	0	--	427	35%
2016	Philadelphia	16/0	27	19	8	6	2.5	0	0	--	0	0	22	0	0	--	435	43%
2017	Philadelphia	16/16	48	32	16	13	3.0	0	0	--	0	1	41	1	0	--	578	56%
2018	Tampa Bay	12/7	21	15	6	5	2.5	0	0	--	0	0	12	0	0	--	445	43%
2019	Philadelphia	7/0	15	9	6	1	1.0	0	0	--	0	0	9	0	0	--	154	32%
Totals		103/23	183	127	56	33.5	25.5	0	0	--	0	6	188	5	1	0	---	---

PLAYOFFS

2013	Philadelphia	1/0	3	1	2	0	0	0	0	--	0	0	0	0	0	--	14	19%
2017	Philadelphia	3/3	10	6	4	0	0	0	0	--	0	0	9	0	0	--	127	62%
Totals		4/3	13	7	6	0	0	0	0	--	0	0	9	0	0	--	---	---

CAREER HIGHS

Tackles	6	2x, last: 11/28/16 vs. GB
Sacks	2.0	2x, last: 11/26/15 at Det.
INTs	--	---
PDs	2	12/1/13 vs. Ari.
FFs	1	5x, last: 12/25/17 vs. Oak.
FRs	1	11/10/14 vs. Car.

SEASON HIGHLIGHTS (Continued)

2016 - PHILADELPHIA EAGLES (16/0)

- Ranked 4th on the Eagles defense in TFLs (6). Also produced 27 tackles (19 solo), 2.5 sacks and 10 hurries

2015 - PHILADELPHIA EAGLES (16/0)

- Logged 26 tackles (16 solo), 4.5 TFLs and 3.5 sacks, while ranking 2nd on the team with 21 hurries

2014 - PHILADELPHIA EAGLES (16/0)

- Registered a career-high 9.0 sacks, which ranked 2nd on the Eagles defense, trailing only **Connor Barwin** (14.5). His career-high 4 FFs tied for the 2nd-most in the NFL, behind **Ryan Kerrigan** (5) and **Robert Quinn** (5)
- Only six NFL players posted 9.0+ sacks and 4+ FFs during the 2014 season: Curry (9.0-4), **Justin Houston** (22.0-4), **J.J. Watt** (20.5-4), **Ryan Kerrigan** (13.5-5), **Paul Kruger** (11.0-4) and **Robert Quinn** (10.5-5)

2013 - PHILADELPHIA EAGLES (14/0, 1/0)

- Finished tied for the 3rd-most sacks (4.0) on the team, behind **Trent Cole** (8.0) and **Connor Barwin** (5.0)

COLLEGE HIGHLIGHTS

- Totaled 26.0 sacks, 49 TFLs and 10 FFs during his career
- Named Conference USA Defensive Player of the Year in 2011 after posting 11.0 sacks, 22 TFLs and 7 FFs as a senior
- Earned first-team All-Conference USA honors as a junior in 2010, leading all defensive linemen in the nation in tackles (94) and ranking 5th in sacks (12.0). Also earned honorable mention all-conference accolades in 2009





2019 GAME-BY-GAME STATISTICS (PHI)

Date	Opp	GP/S	Tot	Solo	Sk	Int	PD	FF	FR	Snaps	Pct
Sep 8	Was	W	1/0	2	1	0.0	0	0	0	22	34%
Sep 15	at Atl	L	1/0	1	1	0.0	0	0	0	17	26%
Sep 22	Det	L	1/0	0	0	0.0	0	0	0	26	41%
Sep 26	at GB	W	1/0	0	0	0.0	0	0	0	27	33%
Oct 6	NYJ	W	1/0	5	2	1.0	0	0	0	18	31%
Oct 13	at Min	L	1/0	2	1	0.0	0	0	0	18	25%
Oct 20	at Dal	L	1/0	5	4	0.0	0	0	0	26	37%
Oct 27	at Buf										
Nov 3	Chi										
Nov 17	NE										
Nov 24	Sea										
Dec 1	at Mia										
Dec 9	NYG										
Dec 15	at Was										
Dec 22	Dal										
Dec 29	at NYG										
Totals			7/0	15	9	0.0	0	0	0	154	32%

2018 GAME-BY-GAME STATISTICS (TB)

Date	Opp	GP/S	Tot	Solo	Sk	Int	PD	FF	FR	Snaps	Pct
Sep 9	at NO	W	1/1	1	1	1.0	0	0	0	48	75%
Sep 16	Phi	W	1/1	0	0	0.0	0	0	0	50	63%
Sep 24	Pit	L	1/1	3	1	0.5	0	0	0	55	83%
Sep 30	at Chi	L	1/1	3	2	0.0	0	0	0	44	72%
Oct 14	at Atl	L	1/1	3	3	0.0	0	0	0	47	70%
Oct 21	Cle	W	0/0	INACTIVE (ANKLE)							
Oct 28	at Cin	L	0/0	INACTIVE (ANKLE)							
Nov 4	at Car	L	1/1	1	0	0.0	0	0	0	41	66%
Nov 11	Was	L	0/0	INACTIVE (ANKLE)							
Nov 18	at NYG	L	0/0	INACTIVE (ANKLE)							
Nov 25	SF	W	1/0	4	3	0.0	0	0	0	27	42%
Dec 2	Car	W	1/0	1	1	1.0	0	0	0	25	36%
Dec 9	NO	L	1/0	2	2	0.0	0	0	0	17	27%
Dec 16	at Bal	L	1/0	1	0	0.0	0	0	0	20	26%
Dec 23	at Dal	L	1/0	0	0	0.0	0	0	0	18	35%
Dec 30	Atl	L	1/1	2	2	0.0	0	0	0	53	69%
Totals			12/7	21	15	2.5	0	0	0	445	43%

TRANSACTIONS

- 2012** Drafted by PHI in 2nd round (59th overall)
Signed 4-year contract
- 2/3/16** Signed by PHI to 5-year contract
- 3/16/18** Released by PHI
- 3/17/18** Signed by TB to 3-year contract
- 2/12/19** Released by TB
- 3/21/19** Signed by PHI to 1-year contract

2017 GAME-BY-GAME STATISTICS (PHI)

Date	Opp	GP/S	Tot	Solo	Sk	Int	PD	FF	FR	Snaps	Pct
Sep 10	at Was	W	1/1	1	0	0.0	0	0	0	37	59%
Sep 17	at KC	L	1/1	4	4	0.0	0	0	0	33	62%
Sep 24	NYG	W	1/1	3	1	0.0	0	0	0	46	67%
Oct 1	at LAC	W	1/1	1	0	0.0	0	0	0	30	53%
Oct 8	Ari	W	1/1	4	4	1.0	0	0	0	34	57%
Oct 12	at Car	W	1/1	4	3	0.0	0	0	0	40	49%
Oct 23	Was	W	1/1	2	1	0.0	0	0	0	27	42%
Oct 29	SF	W	1/1	5	5	1.0	0	0	0	32	48%
Nov 5	Den	W	1/1	3	2	1.0	0	0	0	34	53%
Nov 19	at Dal	W	1/1	4	1	0.0	0	0	0	34	54%
Nov 26	Chi	W	1/1	3	2	0.0	0	0	0	26	47%
Dec 3	at Sea	L	1/1	1	1	0.0	0	0	0	35	56%
Dec 10	at LAR	W	1/1	1	0	0.0	0	0	0	30	62%
Dec 17	at NYG	W	1/1	4	2	0.0	0	0	0	46	52%
Dec 25	Oak	W	1/1	4	3	0.0	0	1	1	51	74%
Dec 31	Dal	L	1/1	4	3	0.0	0	0	0	43	63%
Totals			16/16	48	32	3.0	0	1	1	578	56%

PLAYOFFS

Date	Opp	GP/S	Tot	Solo	Sk	Int	PD	FF	FR	Snaps	Pct
Jan 13	Atl	W	1/1	3	2	0.0	0	0	0	47	75%
Jan 21	Min	W	1/1	2	1	0.0	0	0	0	36	54%
Feb 4	at NE	W	1/1	5	3	0.0	0	0	0	44	58%
Totals			3/3	10	6	0.0	0	0	0	127	62%





5-11 | 193  **5th Year**

DOB: Jan. 2, 1994 (Age 25)

Oxon Hill, Maryland



Potomac High School



Florida State
02-15 (50th overall)
by Buffalo
Acquired: T-Buf-17



Originally selected by Buffalo in the 2nd round (50th overall) of the 2015 NFL Draft, **Ronald Darby** was acquired by Philadelphia via trade in 2017. In his debut season in midnight green, Darby tied for 2nd on the defense with a career-high 3 INTs and also led the team with 7 PDs in the playoffs. In 2018, he paced the Eagles defense with 18 PDs (his most since 21 PDs in 2015).

MOST PASSES DEFENSED

EAGLES PLAYERS IN 2018

Ronald Darby	18
Jalen Mills	14
Malcolm Jenkins	11
Corey Graham	9
Avonte Maddox	7

MOST INTERCEPTIONS

EAGLES PLAYERS IN 2017

Patrick Robinson	4
Ronald Darby	3
Rodney McLeod	3
Jalen Mills	3
Several players tied	2

BIRDSEED

Darby has not only excelled on the gridiron during his athletic career, he was also a high school track star. Darby was a member of the USA medley relay team that brought home a gold medal from the 2011 World Youth Championships in France.

Darby is the son of Jarina and Ronald Darby Sr. He majored in social science at Florida State.

 @realronalddarby

 @realronalddarby

CAREER HIGHLIGHTS

- Led the Eagles with 22 tackles and 7 PDs during their **Super Bowl LII**-winning playoff run in 2017
- Named the NFL's **Defensive Rookie of the Year** by Pro Football Focus and voted to the PFWA **All-Rookie Team** after recording a career-high 21 PDs and 2 INTs in 2015

SEASON HIGHLIGHTS

2019 - PHILADELPHIA EAGLES (3/3)

- Intercepted Falcons QB **Matt Ryan** on a pass intended for WR **Julio Jones** and returned the ball 13 yards to the ATL 27 in the third quarter at Atl. (9/15/19). Marked his 5th INT as an Eagle

THREE-STEP DROP

First jersey: Darrell Green, Washington Redskins

Favorite movie: Black Hawk Down

Favorite TV show: Power

Favorite meal: Hibachi



CAREER STATISTICS

Year	Team	GP/S	TACKLES					PASS DEFENSE						FUMBLES			DEF SNAPS	
			Total	Solo	Asst	TFL	Sacks	Int	Yds	Lg	TD	PD	OPH	FF	FR	Yds	No	Pct
2015	Buffalo	15/15	68	61	7	3	0.0	2	48	27	0	21	0	0	0	0	914	84%
2016	Buffalo	14/14	69	60	9	1	0.0	0	0	--	0	12	1	0	0	821	77%	
2017	Philadelphia	8/7	39	35	4	1	0.0	3	42	37	0	11	0	0	0	382	37%	
2018	Philadelphia	9/9	59	50	9	3	0.0	1	0	--	0	18	0	0	0	542	52%	
2019	Philadelphia	3/3	17	16	1	0	0.0	1	13	13	0	5	0	0	0	127	27%	
Totals		49/48	252	222	30	8	0.0	7	103	37	0	64	1	0	0	---	---	

PLAYOFFS

2017	Philadelphia	3/3	22	17	5	1	0.0	0	0	--	0	7	0	0	0	203	99%
2018	Philadelphia	0/0	PLACED ON INJURED RESERVE (KNEE) ON 11/17/18														
Totals		3/3	22	17	5	1	0.0	0	0	--	0	7	0	0	0	---	---

CAREER HIGHS

Tackles	10	4x, last: 9/30/18 at Ten.
Sacks	--	---
INTs	1	7x, last: 9/15/19 at Atl.
PDs	5	2x, last: 10/21/18 vs. Car.
FFs	--	---
FRs	--	---

2019 GAME-BY-GAME STATISTICS (PHI)

Date	Opp	GP/S	Tot	Solo	Sk	Int	PD	FF	FR	Snaps	Pct
Sep 8	Was	W 1/1	5	5	0.0	0	2	0	0	45	70%
Sep 15	at Atl	L 1/1	7	6	0.0	1	3	0	0	59	89%
Sep 22	Det	L 1/1	5	5	0.0	0	0	0	0	23	36%
Sep 26	at GB	W	INACTIVE (HAMSTRING)								
Oct 6	NYJ	W	INACTIVE (HAMSTRING)								
Oct 13	at Min	L	INACTIVE (HAMSTRING)								
Oct 20	at Dal	L	DID NOT PLAY								
Oct 27	at Buf										
Nov 3	Chi										
Nov 17	NE										
Nov 24	Sea										
Dec 1	at Mia										
Dec 9	NYG										
Dec 15	at Was										
Dec 22	Dal										
Dec 29	at NYG										
Totals		3/3	17	16	0.0	1	5	0	0	127	27%



SEASON HIGHLIGHTS (Continued)

2018 - PHILADELPHIA EAGLES (9/9, 0/0)

- Led the Eagles defense with 18 PDs, which are his most in a single season since posting 21 PDs as a rookie with the Bills in 2015
- Posted a career-high-tying 5 PDs along with 6 tackles (5 solo) vs. Car. (10/21/18)
- Totaled a team-high 4 PDs along with 2 solo tackles (1 TFL) in the 34-13 win at NYG (10/11/18)
- Registered a career-high-tying 10 tackles at Ten. (9/30/18)
- Picked off Buccaneers QB **Ryan Fitzpatrick** on a ball tipped by **Rodney McLeod** in the first quarter at TB (9/16/18)
- Led the Eagles with a career-high 5 PDs and recorded 6 tackles (5 solo) in the win vs. Atl. (9/6/18)

2017 - PHILADELPHIA EAGLES (8/7, 3/3)


- Led the Eagles with 22 tackles (17 solo) and 7 PDs during their **Super Bowl LII**-winning playoff run
- Produced a career-high-tying 4 PDs in the NFC Championship vs. Min. (1/21/18). Also registered a career-high-tying 10 tackles (8 solo) in the Divisional Round vs. Atl. (1/13/18)
- Despite missing 8 games due to injury, ranked 2nd on the Eagles defense with a career-high 3 INTs
- Picked off Raiders QB **Derek Carr** with less than 1 minute remaining in regulation vs. Oak. (12/25/17). Set up an Eagles drive that resulted in a game-winning FG by **Jake Elliott**
- Sparked an Eagles comeback with an INT of Giants QB **Eli Manning** in the win at NYG (12/17/17)
- Intercepted Cowboys QB **Dak Prescott** in the second quarter and led the team with 8 solo tackles at Dal. (11/19/17)

2016 - BUFFALO BILLS (14/14)

- Recorded a career-high 69 tackles (60 solo) and 12 PDs
- After batting down a pass at Sea. (11/7/16), became the fastest Bills player to reach 30 career PDs
- Registered a career-high-tying 10 tackles vs. Pit. (12/11/16)



6-5 | 315  **Rookie**
DOB: Oct. 3, 1995 (Age 23)

 **Woodinville, Washington**
Woodinville, High School



Washington State
D1-19 (22nd overall)
by Philadelphia



Andre Dillard was selected by the Eagles with the 22nd-overall pick of the 2019 NFL Draft. Dillard played collegiately at Washington State, where he earned All-America and first-team All-Pac-12 honors as a senior in 2018. He played in 42 career games, starting the final 39 at left tackle for the Cougars.

CAREER HIGHLIGHTS

- Appeared in 42 career games, starting the final 39 at left tackle for the Cougars. Was a two-time All-Pac-12 selection
- Started all 13 games at LT as a senior in 2018, allowing just 1.0 sack and 13 total pressures in 722 pass-blocking snaps (*per Pro Football Focus*). Earned All-America honors and first-team All-Pac-12 accolades
- Started all 13 games at LT as a junior in 2017 and was named All-Pac-12 honorable mention
- Received second-team All-Pac-12 recognition from Pro Football Focus after starting all 13 games at LT during his sophomore year in 2016
- As a freshman in 2015, played in 3 games at LT

TRANSACTIONS

2019 Drafted by PHI in 1st round (22nd overall)
 Signed 5-year contract

BIRDSEED

Dillard attended Woodinville (WA) High School, where he was named All-KingCo First Team and KingCo 4A Credit Division Off. Lineman of the Year as a senior.

Dillard's father Mitch was an offensive lineman for the Cougars in the late 1980's.

Dillard earned a bachelor's degree in social science.

 @andredillard_

CAREER STATISTICS

Year	Team	GP/S	STARTS		OFF SNAPS	
			LT	RT	No	Pct
2019	Philadelphia	7/1	0	0	124	25%
Totals		7/1	0	0	---	---

THREE-STEP DROP

- Surprisingly good at: **Impressions**
- Bucket list: **Vacation outside of the U.S.**
- If he could play another sport: **Golf**
- Favorite meal: **Cheeseburger and fries**
- Favorite music: **Metal**
- Favorite athlete growing up: **Shaquille O'Neal**

According to Pro Football Focus, Dillard played 722 pass-blocking snaps (T-1st among FBS offensive linemen) in 2018, allowing only 1.0 sack and 13 total pressures (1.8%).



6-2 | 209  **3rd Year**

DOB: Aug. 29, 1995 (Age 24)

East Orange, New Jersey 

East Orange High School



West Virginia D3-17 (99th overall) by Philadelphia



Rasul Douglas (pronounced RAH-sool) was selected by Philadelphia in the 3rd round (99th overall) of the 2017 NFL Draft. He played all 16 games (7 starts) in 2018 and led the Eagles defense with a career-high 3 INTs. A native of New Jersey, Douglas played collegiately at West Virginia, where he tied for the NCAA lead with 8 INTs as a senior in 2016.



MOST INTERCEPTIONS

EAGLES PLAYERS IN 2018

Rasul Douglas	3
Avonte Maddox	2
Several players tied	1

EAGLES PLAYERS IN 2018

Rasul Douglas (WVU)	8
Tarvarus McFadden (FSU)	8
Malik Hooker (Ohio State)	7
Damontae Kazee (SDSU)	7
Weston Steelhammer (AF)	7
Tedric Thompson (Colorado)	7

MOST PASSES DEFENSED

EAGLES PLAYERS IN 2017

22	Jalen Mills
22	Patrick Robinson
14	Rasul Douglas

SEASON HIGHLIGHTS

2018 - PHILADELPHIA EAGLES (16/7, 2/2)

- Picked off Redskins QB **Josh Johnson** on the Redskins' first play from scrimmage in a 24-0 victory vs Was. (12/30/18). Became the first Eagle to record an INT on an opponent's first play from scrimmage since **Eric Allen** picked off **Steve Young** on a pass intended for **Jerry Rice** on 10/2/94 at San Francisco
- Picked off Cowboys QB **Dak Prescott** with a second quarter INT vs. Dal (12/9/18) on a 3rd-and-3 pass intended for WR **Amari Cooper** at the PHI 1 and returned the ball 17 yards to the PHI 18 for a career-high-tying 2 INTs this season
- Halted a Falcons red zone drive with a fourth-quarter INT of QB **Matt Ryan** at the PHI 4 vs Atl. (9/6/18)

2017 - PHILADELPHIA EAGLES (14/5, 3/0)

- Recorded the 3rd-most PDs (14) on the team, behind **Jalen Mills** (22) and **Patrick Robinson** (22). Also had 2 INTs

THREE-STEP DROP

Hobbies: **Bowling**

If he could play another sport: **Shortstop, baseball**

Favorite athletes growing up: **Brian Dawkins, Derek Jeter, Dirk Nowitzki, Ed Reed**

Moment left star struck: **When he went to the Vince Carter basketball camp**

Favorite quote: **"If you don't plan, you are planning to fail."**

Favorite movie: **Law Abiding Citizen**

Favorite TV show: **Power**

Favorite meal: **Chicken alfredo**



CAREER STATISTICS

Year	Team	GP/S	TACKLES					PASS DEFENSE						FUMBLES			DEF SNAPS		
			Total	Solo	Asst	TFL	Sacks	Int	Yds	Lg	TD	PD	OPH	FF	FR	Yds	No	Pct	
2017	Philadelphia	14/5	39	32	7	0	0.0	2	7	7	0	14	0	0	0	0	0	420	41%
2018	Philadelphia	16/7	60	54	6	5	0.0	3	0	0	0	4	0	0	0	0	543	52%	
2019	Philadelphia	7/5	30	26	4	3	0.0	0	0	--	0	8	0	0	0	0	413	87%	
Totals		37/17	129	112	17	8	0.0	5	7	7	0	26	0	0	0	0	---	---	

PLAYOFFS

2017	Philadelphia	3/0	0	0	0	0	0.0	0	0	--	0	0	0	0	0	0	0	0	0%
2018	Philadelphia	2/2	10	9	1	0	0.0	0	0	--	0	2	0	0	0	0	118	84%	
Totals		5/2	10	9	1	0	0.0	0	0	--	0	2	0	0	0	0	---	---	

ADDITIONAL STATISTICS

Special Teams Tackles: 3 - 2017 (2), 2018 (1)

CAREER HIGHS

Tackles	13	12/16/18 at LAR
Sacks	--	---
INTs	1	5x, last: 12/30/18 at Was
PDs	3	3x, last: 9/22/19 vs. Det
FFs	--	---
FRs	--	---



BIRDSEED

Douglas is one of seven siblings and was raised by his grandmother in East Orange, NJ. He credits his little league baseball coach, Mike Davis, for helping turn his life around. Davis was also the P.A. announcer for East Orange HS and a mentor for at-risk youth. "He was the one who took me out of the streets. He made sure we did what we had to do."

Nassau Community College had no dorms, so Douglas lived in an apartment eight miles from campus and took the bus to and from school and practice each day. On his own financially, Douglas slept on the floor and battled hunger.

Douglas would wait until the end of the day to eat and often ordered off the dollar menu at McDonald's, eating half of the meal and saving the rest for later. "Every time I eat, I always think I'm making up a meal that I missed in junior college ... It definitely fuels me all the time, just thinking about what I went through."

SEASON HIGHLIGHTS (Continued)

- Notched his 2nd career INT in the 28-23 victory at Car. (10/12/17). With the Eagles down 10-3 in the second quarter, picked off Panthers QB **Cam Newton** at the CAR 19 and returned it to the 12. The pick set up a **Carson Wentz** TD pass that tied the game
- Made his first career start in the 27-24 win vs. NYG (9/24/17). Picked off Giants QB **Eli Manning** for his first career INT. Became the first Eagle to record an INT within his first 2 career games since **Nate Allen** in 2010

COLLEGE HIGHLIGHTS

- Collected first-team All-Big 12 honors as a senior in 2016, when he tied for the NCAA lead with 8 INTs (also Florida State's **Tarvarus McFadden**). Returned an interception 54 yards for a TD in a win vs. Brigham Young (9/24/16)
- Played in 11 games as a junior in 2015, adding depth at CB and seeing action on special teams. Recorded his 1st INT with the Mountaineers in a win at Kansas (11/21/15)
- Prior to transferring to WVU, played at Nassau Community College (Garden City, NY). Named NJCAA All-American First Team and was selected as a PrepStar JUCO All-American after leading his team to a 10-0 record, No. 6 national ranking and a victory in the Valley of the Sun Bowl in 2014

TRANSACTIONS

2017 Drafted by PHI in 3rd round (99th overall)
Signed 4-year contract





2019 GAME-BY-GAME STATISTICS (PHI)

Date	Opp	GP/S	Tot	Solo	Sk	Int	PD	FF	FR	Snaps	Pct
Sep 8	Was	W 1/1	3	3	0.0	0	1	0	0	55	86%
Sep 15	at Atl	L 1/0	2	2	0.0	0	2	0	0	39	59%
Sep 22	Det	L 1/0	3	2	0.0	0	3	0	0	50	78%
Sep 26	at GB	W 1/1	5	4	0.0	0	0	0	0	79	98%
Oct 6	NYJ	W 1/1	4	3	0.0	0	2	0	0	58	98%
Oct 13	at Min	L 1/1	7	7	0.0	0	0	0	0	69	97%
Oct 20	at Dal	L 1/1	6	5	0.0	0	0	0	0	63	90%
Oct 27	at Buf										
Nov 3	Chi										
Nov 17	NE										
Nov 24	Sea										
Dec 1	at Mia										
Dec 9	NYG										
Dec 15	at Was										
Dec 22	Dal										
Dec 29	at NYG										
Totals		7/5	30	26	0.0	0	8	0	0	413	87%

2018 GAME-BY-GAME STATISTICS (PHI)

Date	Opp	GP/S	Tot	Solo	Sk	Int	PD	FF	FR	Snaps	Pct
Sep 6	Atl	W 1/0	0	0	0.0	1	1	0	0	2	3%
Sep 16	at TB	L 1/0	0	0	0.0	0	0	0	0	1	2%
Sep 23	Ind	W 1/0	0	0	0.0	0	0	0	0	3	5%
Sep 30	at Ten	L 1/0	0	0	0.0	0	0	0	0	0	0%
Oct 7	Min	L 1/0	0	0	0.0	0	0	0	0	3	5%
Oct 11	at NYG	W 1/0	0	0	0.0	0	0	0	0	42	65%
Oct 21	Car	L 1/0	0	0	0.0	0	0	0	0	0	0%
Oct 28	at Jax	W 1/0	0	0	0.0	0	0	0	0	42	66%
Nov 11	Dal	L 1/1	8	7	0.0	0	0	0	0	67	97%
Nov 18	at NO	L 1/1	4	4	0.0	0	0	0	0	51	73%
Nov 25	NYG	W 1/0	0	0	0.0	0	0	0	0	2	3%
Dec 3	Was	W 1/1	8	7	0.0	0	0	0	0	45	100%
Dec 9	at Dal	L 1/1	11	10	0.0	1	1	0	0	99	100%
Dec 16	at LAR	W 1/1	13	11	0.0	0	0	0	0	76	100%
Dec 23	Hou	W 1/1	11	10	0.0	0	1	0	0	65	100%
Dec 30	at Was	W 1/1	5	5	0.0	1	1	0	0	45	100%
Totals		16/7	60	54	0.0	3	4	0	0	543	52%

PLAYOFFS

Jan 6	at Chi	W 1/1	8	7	0.0	0	1	0	0	64	100%
Jan 13	at NO	L 1/1	2	2	0.0	0	1	0	0	54	70%
Totals		2/2	10	9	0.0	0	2	0	0	118	84%

2017 GAME-BY-GAME STATISTICS (PHI)

Date	Opp	GP/S	Tot	Solo	Sk	Int	PD	FF	FR	Snaps	Pct
Sep 10	at Was	W 0/0	INACTIVE								
Sep 17	at KC	L 1/0	6	5	0.0	0	1	0	0	39	74%
Sep 24	NYG	W 1/1	6	5	0.0	1	1	0	0	69	100%
Oct 1	at LAC	W 1/1	3	2	0.0	0	1	0	0	57	100%
Oct 8	Ari	W 1/1	3	3	0.0	0	1	0	0	20	33%
Oct 12	at Car	W 1/1	5	4	0.0	1	3	0	0	56	68%
Oct 23	Was	W 1/0	1	1	0.0	0	0	0	0	28	44%
Oct 29	SF	W 1/0	2	1	0.0	0	2	0	0	30	46%
Nov 5	Den	W 1/0	4	3	0.0	0	2	0	0	37	58%
Nov 19	at Dal	W 1/0	0	0	0.0	0	0	0	0	0	0%
Nov 26	Chi	W 1/0	2	2	0.0	0	3	0	0	11	20%
Dec 3	at Sea	L 1/0	0	0	0.0	0	0	0	0	1	2%
Dec 10	at LAR	W 1/0	0	0	0.0	0	0	0	0	0	0%
Dec 17	at NYG	W 0/0	INACTIVE								
Dec 25	Oak	W 1/0	0	0	0.0	0	0	0	0	4	6%
Dec 31	Dal	L 1/1	7	6	0.0	0	0	0	0	68	100%
Totals		14/5	39	32	0.0	2	14	0	0	420	41%

PLAYOFFS

Jan 13	Atl	W 1/0	0	0	0.0	0	0	0	0	0	0%
Jan 21	Min	W 1/0	0	0	0.0	0	0	0	0	0	0%
Feb 4	at NE	W 1/0	0	0	0.0	0	0	0	0	0	0%
Totals		3/0	0	0	0.0	0	0	0	0	0	0%





6-1 | 242  **Rookie**

DOB: Aug. 12, 1996 (Age 23)

☆ **Lake Villa, Illinois**
Lakes Community High School



Wisconsin
UDFA ('19) by Philadelphia



A 2019 undrafted free agent, T.J. Edwards became one of just two UDFA's to make Philadelphia's 53-man roster out of training camp. Edwards started 52 games (2nd-most in school history) during his four-year career at Wisconsin. Finished his college career with 367 tackles, marking the 9th-most tackles in school history. Also recorded the most INTs by a linebacker in school history (10).

CAREER TACKLES WISCONSIN HISTORY

Pete Monty (1993-96)	451
Gary Casper (1989-92)	447
Tim Krumrie (1979-82)	444
Dave Lokanc (1970-72)	427
Dave Crossen (1975-78)	427
Chris Borland (2009-13)	420
Jim Melka (1981-84)	399
Mike Taylor (2009-12)	377
T.J. Edwards (2015-18)	367

CAREER STARTS WISCONSIN HISTORY

54	Michael Deiter (2015-18)
52	T.J. Edwards (2015-18)
51	Sojourn Shelton (2013-16)

THREE-STEP DROP

- First job:** Golf course for two days
- Surprisingly good at:** Golf and video games
- Bucket list:** Go skydiving
- Biggest pet peeve:** When people don't take off their shoes
- If he could play another sport, what position/team:** Shortstop or center field, Chicago Cubs
- Favorite meal:** Italian food, fettuccine
- Favorite athletes growing up:** Brian Urlacher
- Moment left starstruck:** "Just coming into the NFL and being around all these guys you played with in *Madden*."

COLLEGE HIGHLIGHTS

- Played in 53 games (52 starts) at LB during his four-year collegiate career at Wisconsin. His 52 starts are the 2nd-most in school history and 5th-most by a Big Ten player
- Made 367 tackles, ranking No. 9 all-time at Wisconsin, and led the Badgers in tackles in three separate seasons (2015, 2016, 2018)
- Additionally, logged 37.5 TFLs, 8.0 sacks and 10 INTs during his career. His 10 INTs are the most by a LB in Wisconsin history
- Part of a Badgers senior class that went 42-12 (.778), including a 27-8 (.771) mark in Big Ten play and a 4-0 record in bowl games
- In 2018, earned first-team All-Big Ten honors from the media and second-team All-Big Ten honors from the league's coaches
- Named first-team All-America in 2017 and was a consensus All-Big Ten honoree. Was also selected as a Butkus Award finalist



CAREER STATISTICS

Year	Team	GP/S	TACKLES					PASS DEFENSE					FUMBLES			DEF SNAPS			
			Total	Solo	Asst	TFL	Sacks	Int	Yds	Lg	TD	PD	QPH	FF	FR	Yds	No	Pct	
2019	Philadelphia	7/0	2	1	1	0	0.0	0	0	--	0	0	0	0	0	0	0	34	7%
Totals		7/0	2	1	1	0	0.0	0	0	--	0	0	0	0	0	0	0	---	---

ADDITIONAL STATISTICS

Special Teams Tackles: 3 - 2019 (3)

CAREER HIGHS

Tackles	--	---
Sacks	--	---
INTs	--	---
PDs	--	---
FFs	--	---
FRs	--	---

COLLEGE HIGHLIGHTS (Continued)

- In 2016, earned All-Big Ten honorable mention accolades and was voted Goodyear Cotton Bowl Classic Defensive MVP
- As a freshman in 2015, received Freshman All-America (FWAA) and Big Ten All-Freshman (ESPN) honors

TRANSACTIONS

2019 Signed by PHI as undrafted free agent



2019 GAME-BY-GAME STATISTICS (PHI)

Date	Opp	GP/S	Tot	Solo	Sk	Int	PD	FF	FR	Snaps	Pct	
Sep 8	Was	W	1/0	0	0	0.0	0	0	0	0	0%	
Sep 15	at Atl	L	1/0	0	0	0.0	0	0	0	0	0%	
Sep 22	Det	L	1/0	0	0	0.0	0	0	0	0	0%	
Sep 26	at GB	W	1/0	0	0	0.0	0	0	0	0	0%	
Oct 6	NYJ	W	1/0	0	0	0.0	0	0	0	2	3%	
Oct 13	at Min	L	1/0	0	0	0.0	0	0	0	10	14%	
Oct 20	at Dal	L	1/0	2	1	0.0	0	0	0	22	31%	
Oct 27	at Buf											
Nov 3	Chi											
Nov 17	NE											
Nov 24	Sea											
Dec 1	at Mia											
Dec 9	NYG											
Dec 15	at Was											
Dec 22	Dal											
Dec 29	at NYG											
Totals			7/0	2	1	0.0	0	0	0	0	34	7%

BIRDSEED

Edwards played at Lakes Community (IL) High School, where he received all-state honors as a junior and senior. In addition to football, Edwards also lettered four years in basketball and two years in baseball.

T.J. is the son of Cathy and Vince Edwards. He has a brother, Lee Chiakas, who played rugby at Southern Illinois from 2006-08.

Edwards graduated from the University of Wisconsin with a degree in life sciences communication.



5-9 | 167  **3rd Year**
DOB: Jan. 21, 1995 (Age 24)



**La Grange,
Illinois**

**Lyons Township
High School**



Memphis
D5a-17 (153rd overall)
by Cincinnati
Acquired: PS-Cin-17

THREE-STEP DROP

- Hobbies: Golf
- First job: Tennis instructor
- Bucket list: Travel to Australia
- If he could play another sport, what position/team: Shortstop, Chicago Cubs
- Player he models his game after: Fellow Memphis alum Stephen Gostkowski
- Favorite meal: Deep dish pizza
- Favorite quote: "Success isn't owned. It's rented and rent is due every day."

MOST 40+ YARD FIELD GOALS

NFL PLAYERS FROM 2017-18

32	Robbie Gould
30	Wil Lutz
30	Justin Tucker
28	Matt Bryant
26	Jake Elliott
26	Several players tied



Jake Elliott was signed by the Eagles from the Bengals practice squad in Week 2 of 2017. In the last two seasons, Elliott has kicked both the longest regular-season (61 yards vs. NYG on 9/24/17) and playoff FGs (53 yards vs. Atl. on 1/13/18) in team history while adding the single-season franchise record for 50+ yard FGs (5 in 2017). He has also produced 6 career game-winning FGs and ranks 7th in the NFL in 40+ yard FGs (29) since 2017.

LONGEST FIELD GOALS

EAGLES ALL-TIME HISTORY

Jake Elliott* (9/24/17 vs. NYG)	61
Tony Franklin (11/12/79 at Dal.)	59
David Akers (9/14/03 vs. NE)	57
Jake Elliott (11/11/18 vs. Dal.)	56
Caleb Sturgis (10/30/16 at Dal.)	55

* Tied for 10th-longest FG in NFL history, tied for 4th-longest game-ending FG in NFL history, NFL rookie record

EAGLES POSTSEASON HISTORY

Jake Elliott* (1/13/18 vs. Atl.)	53
David Akers (1/4/09 at Min.)	51
David Akers (1/7/07 vs. NYG)	48
Jake Elliott^ (2/4/18 vs. NE - SB LIII)	46
Several players tied	46

* NFL rookie record ^ Longest FG by rookie in SB history

CAREER HIGHLIGHTS

- Kicked a game-winning, franchise-record 61-yard FG as time expired in the 27-24 win vs. NYG (9/24/17). Tied for the 10th-longest FG in NFL history (also tied for the 4th-longest game-ending FG)
- Connected on the longest playoff FG (53 yards) in Eagles history in the 15-10 win vs. Atl. (1/13/18) in the Divisional Round
- Recorded the two longest FGs (43 and 46 yards) by a rookie in Super Bowl history in Philadelphia's 41-33 win vs. New England in **Super Bowl LII**
- Produced the most 50+ yard FGs (5) in single-season franchise history in 2017

NOTES TO KNOW

- Ranks 7th in the NFL in 40+ yard FGs (29) since 2017



CAREER STATISTICS

Year	Team	GP	FG-FGA	Pct	0-19	20-29	30-39	40-49	50+	Lg	XP-XPA	Pct	Pts	KO	TB
2017	Philadelphia	15	26-31	83.9	0-0	5-5	4-7	12-13	5-6	61	39-42	92.9	117	83	42
2018	Philadelphia	16	26-31	83.9	0-0	7-7	10-11	7-8	2-5	56	33-35	94.3	111	81	57
2019	Philadelphia	7	8-8	100.0	0-0	3-3	2-2	2-2	1-1	53	17-17	100.0	41	35	27
Totals		38	60-70	85.7	0-0	15-15	16-20	21-23	8-12	61	89-94	94.7	269	201	126

PLAYOFFS

2017	Philadelphia	3	7-7	100.0	0-0	2-2	2-2	2-2	1-1	53	7-9	77.8	28	19	13
2018	Philadelphia	2	1-1	100.0	0-0	0-0	0-0	1-1	0-0	43	3-3	100.0	6	7	2
Totals		5	8-8	100.0	0-0	2-2	2-2	3-3	1-1	53	10-12	83.3	34	26	1

ADDITIONAL STATISTICS

Successful Onside Kick: 9/17/17 at KC



SEASON HIGHLIGHTS

2019 - PHILADELPHIA EAGLES (7/0)

- Connected on FGs from 53 and 40 yards at Min. (10/13/19). His 53-yard FG tied for the 3rd-longest of his career (61 yards on 9/24/17 vs. NYG; 56 yards on 11/11/18 vs. Dal.)

2018 - PHILADELPHIA EAGLES (16/0, 2/0)

- With 0:03 remaining and the Eagles trailing 29-30, kicked the game-winning, 35-yard FG as time expired to make the final score 32-30 in the win vs. Hou. (12/23/18)
- Nailed a game-winning FG with 0:22 left on the clock in the 25-22 win vs. NYG (11/25/18). Marked his 5th career game-winning FG and 2nd against the Giants (franchise-record 61-yard FG on 9/24/17)
- Connected on 2-of-2 FGs vs. Dal. (11/11/18), including a 56-yard FG that cut the Eagles' deficit to 6-3 in the second quarter. The 56-yarder was the 2nd-longest of his career and the 4th-longest in franchise history
- Converted 3-of-3 FGs at Ten. (9/30/18), including a 37-yard FG in overtime to give the Eagles a 23-20 lead

2017 - PHILADELPHIA EAGLES (15/0, 3/0)

- Recorded the two longest FGs by a rookie in Super Bowl history (43 and 46 yards) in **Super Bowl LII**. His 46-yarder gave the Eagles a 41-33 lead with 1:05 remaining

CAREER HIGHS

Points	14	10/1/17 at LAC
FGs	4	10/1/17 at LAC
FG Attempts	4	10/1/17 at LAC
Longest FG	61	9/24/17 vs. NYG
Longest Attempt	61	9/24/17 vs. NYG
PATs	6	11/5/17 vs. Den.

FIELD GOAL SPLITS

	FG-FGA	Pct	Lg
vs. NFC	47-54	87.0	61
vs. AFC	19-22	86.4	53
Home	32-37	86.5	61
Away	31-36	86.1	53
Turf	14-16	87.5	53
Grass	52-60	86.7	61
Indoors	9-9	100.0	53
Outdoors	57-67	85.1	61
September	14-18	77.8	61
October	22-25	88.0	53
November	7-8	87.5	56
December	15-17	88.2	51
January	5-5	100.0	53
February	3-3	100.0	46
When Tied	11-13	84.6	61

50+ YARD FIELD GOALS (9)

Date	Opponent	Yds
9/24/17	vs. New York Giants (W, 27-24)	61
11/11/18	vs. Dallas Cowboys (L, 20-27)	56
10/13/19	at Minnesota Vikings (L, 20-38)	53
1/13/18	vs. Atlanta Falcons (Div.) (W, 15-10)	53
10/1/17	at Los Angeles Chargers (W, 26-24)	53
12/16/18	at Los Angeles Rams (W, 30-23)	51
10/29/17	vs. San Francisco 49ers (W, 33-10)	51
10/23/17	vs. Washington Redskins (W, 34-24)	50
10/12/17	at Carolina Panthers (W, 28-23)	50



2019 GAME-BY-GAME STATISTICS (PHILADELPHIA)

Date	Opp	FG-FGA	Pct	0-19	20-29	30-39	40-49	50+	Lg	XP-XPA	Pct	Pts	Kick by Kick	
Sep 8	Was	W	1-1	100.0	0-0	1-1	0-0	0-0	0-0	22	3-3	100.0	6	[22]
Sep 15	at Atl	L	2-2	100.0	0-0	0-0	1-1	1-1	0-0	41	0-0	---	6	[34], [41]
Sep 22	Det	L	1-1	100.0	0-0	1-1	0-0	0-0	0-0	25	3-3	100.0	6	[25]
Sep 26	at GB	W	0-0	---	0-0	0-0	0-0	0-0	0-0	--	4-4	100.0	4	---
Oct 6	NYJ	W	1-1	100.0	0-0	1-1	0-0	0-0	0-0	28	4-4	100.0	7	[28]
Oct 13	at Min	L	2-2	100.0	0-0	0-0	0-0	1-1	1-1	53	2-2	100.0	8	[53], [40]
Oct 20	at Dal	L	1-1	100.0	0-0	0-0	1-1	0-0	0-0	38	1-1	100.0	4	[38]
Oct 27	at Buf													
Nov 3	Chi													
Nov 17	NE													
Nov 24	Sea													
Dec 1	at Mia													
Dec 9	NYG													
Dec 15	at Was													
Dec 22	Dal													
Dec 29	at NYG													
Totals			8-8	100.0	0-0	3-3	2-2	2-2	1-1	53	17-17	100.0	41	---

GAME-WINNING FIELD GOALS (6)

Date	Opponent	Score	Time (Q)	Yds	Final
12/23/18	vs. Hou.	29-30	0:03 (4)	35	32-30
11/25/18	vs. NYG	22-22	0:22 (4)	43	25-22
1/13/18	vs. Atl. (Div.)	9-10	0:15 (3)	37	15-10
12/25/17	vs. Oak.	10-10	0:27 (4)	48	19-10
12/10/17	at LAR	34-35	3:50 (4)	41	43-35
9/24/17	vs. NYG	24-24	0:01 (4)	61	27-24

BIRDSEED

Elliott prepped at Lyons Township High School (La Grange, IL), which is located outside of Chicago. Elliott connected on 15-of-21 FGs as a senior, as well as 43-of-44 PATs, en route to being named All-Illinois First Team by the *Chicago Tribune*.

Elliott was named the 2016 American Athletic Conference Football Scholar-Athlete of the Year. He was also a seven-time Dean's List student and three-time AAC All-Academic Team member.



@jake_elliott22



@jelliott46

SEASON HIGHLIGHTS (Continued)

- Kicked the longest FG (53 yards) in team and NFL rookie postseason history in the 15-10 win vs. Atl. (1/13/18) in the Divisional Round, breaking the previous mark of 51 yards by **David Akers** on 1/4/09 at Minnesota
- Produced the most 50+ yard FGs (5) in single-season franchise history. Also tied **David Akers** in 2004 for the most 40+ yard FGs (17) in Eagles single-season history
- Named **NFC Special Teams Player of the Week** for Week 3 after kicking a game-winning, franchise-record 61-yard FG as time expired vs. NYG (9/24/17). Erased a 24-21 deficit with FGs from 46 and 61 yards in the last 0:51. The 61-yarder is tied for the 10th-longest FG in NFL history (also tied for the 4th-longest game-ending FG)

COLLEGE HIGHLIGHTS

- Four-time Lou Groza Award semifinalist (top collegiate placekicker), including finalist recognition in 2015
- Totaled school-best 445 career points, topping **Stephen Gostkowski** (369) and **DeAngelo Williams** (362)
- During his four seasons at Memphis, ranked 2nd among NCAA kickers in points (445), behind **Zane Gonzalez** (492)
- Holds school record for longest FG (56 yards) and kicked 4 of the 5 longest FGs in program history (56, 54, 53, 53)

TRANSACTIONS

- 2017** Drafted by CIN in 5th round (153rd overall)
Signed 4-year contract
- 9/2/17** Waived by CIN
- 9/3/17** Signed by CIN to practice squad
- 9/12/17** Signed by PHI from CIN practice squad
- 2/22/19** Signed by PHI to 1-year contract



6-5 | 250  **7th Year**
DOB: Nov. 10, 1990 (Age 28)



Danville, California

Monte Vista High School



Stanford
D2-13 (35th overall)
by Philadelphia



A two-time Pro Bowler who caught the game-winning TD in **Super Bowl LII**, Zach Ertz was selected by Philadelphia in the 2nd round (35th overall) of the 2013 NFL Draft. In 2018, Ertz set the NFL single-season record for receptions (franchise-record 116) by a TE, breaking the previous mark of 110 by **Jason Witten** in 2012. He also ranks 2nd in Eagles all-time history with 472 career receptions.

MOST RECEPTIONS

NFL PLAYERS IN 2018

Michael Thomas (NO)	125
Zach Ertz (Phi.)	116
DeAndre Hopkins (Hou.)	115
Julio Jones (Atl.)	113
Adam Thielen (Min.)	113

**Ranks 1st among NFL TEs*

EAGLES SINGLE-SEASON HISTORY





Zach Ertz (2018)	116
Brian Westbrook (2007)	90
Irving Fryar (1996)	88
Irving Fryar (1997)	86
Jordan Matthews (2015)	85
Jeremy Maclin (2014)	85

MOST RECEIVING YARDS

NFL TIGHT ENDS IN 2018

1,377	George Kittle (SF)
1,336	Travis Kelce (KC)
1,163	Zach Ertz (Phi.)
896	Jared Cook (Oak.)
750	Eric Ebron (Ind.)

EAGLES ALL-TIME HISTORY

			
HAROLD CARMICHAEL	ZACH ERTZ	PETE RETZLAFF	BRIAN WESTBROOK
589	472	452	426
(1971-83)	(2013-19)	(1956-66)	(2002-09)

THREE-STEP DROP

- Bucket list: Skydiving
- Talent he'd most like to have: The ability to read minds
- 'Welcome to the NFL' moment: Seeing Michael Vick in a meeting
- Favorite musician: Jason Aldean
- Favorite TV shows: *Game of Thrones* and *Homeland*

MOST RECEPTIONS BY A TIGHT END

NFL SINGLE-SEASON HISTORY

		
ZACH ERTZ	JASON WITTEN	TRAVIS KELCE
116	110	103
(2018)	(2012)	(2018)



CAREER STATISTICS

Year	Team	GP/S	RECEIVING					OFF SNAPS	
			Rec	Yds	Avg	Lg	TD	No	Pct
2013	Philadelphia	16/3	36	469	13.0	38	4	450	41%
2014	Philadelphia	16/5	58	702	12.1	35t	3	587	50%
2015	Philadelphia	15/7	75	853	11.4	60	2	790	68%
2016	Philadelphia	14/12	78	816	10.5	30	4	851	75%
2017	Philadelphia	14/13	74	824	11.1	53	8	778	69%
2018	Philadelphia	16/16	116	1,163	10.0	34	8	1,000	92%
2019	Philadelphia	7/7	35	404	11.5	26	1	424	87%
Totals		98/63	472	5,231	11.1	60	30	---	---

PLAYOFFS

2013	Philadelphia	1/0	3	22	7.3	15	1	23	40%
2017	Philadelphia	3/2	18	192	10.7	36	1	176	85%
2018	Philadelphia	2/2	10	102	10.2	17	0	107	90%
Totals		6/4	31	316	10.2	36	2	---	---

ADDITIONAL STATISTICS

Fumbles/Lost: 5/4 - 2019 (1/1), 2018 (1/0), 2017 (1/1), 2015 (1/1), 2014 (1/1)

Forced Fumbles: 11/22/15 vs. TB

CAREER HIGHS

Receptions	15	12/20/14 at Was.
Receiving Yards	152	1/3/16 at NYG
Receiving Long	60	1/3/16 at NYG
Receiving TDs	2	4x, last: 11/11/18 vs. Dal.

CAREER HIGHLIGHTS

- In 2018, set the single-season record for receptions by a TE (116), surpassing **Jason Witten** in 2012 (110)
- In 2018, named to his second career **Pro Bowl** after ranking 2nd in the NFL with a career-high 116 receptions (franchise and NFL TE record), trailing only **Michael Thomas** (125)
- In 2017, earned his first career **Pro Bowl** nod after leading the Eagles in receptions (72) and receiving yards (824) and tying for the 2nd-most TDs (career-high 8) by an NFL TE
- Established an Eagles single-game record with a career-high 15 receptions on 12/20/14 at Washington
- Caught the game-winning TD in **Super Bowl LII** at NE (2/4/18) on an 11-yard pass from **Nick Foles** that gave the Eagles a 38-33 lead with 2:21 remaining
- Became the 4th-fastest TE in NFL history to reach 5,000+ career receiving yards (94 games), behind **Travis Kelce** (75), **Rob Gronkowski** (81) and **Antonio Gates** (90)

NOTES TO KNOW

- Ranks 2nd on the Eagles' all-time receptions list (472), trailing only **Harold Carmichael** (589, 1971-83)
- Has produced 4 career games with 13+ receptions, tied for the 2nd-most such performances in NFL history, trailing only **Wes Welker** (5, 2004-15). His 10 career games with 10+ catches are the 3rd-most ever by an NFL TE



ERTZ FAMILY FOUNDATION

Ertz and his wife, Julie, who is a star defender on the U.S. Women's National Soccer team, married during the 2017 offseason. In 2018, the couple launched the **Ertz Family Foundation**, which focuses on:

- Providing opportunities for youth to learn the value of exercise, nutrition, leadership, work ethic, accountability and team work
- Improving the quality of education through supporting teachers, students and schools
- Restoring hope and building communities for families that need it most

HIGH SCHOOL STANDOUT

Ertz graduated from Monte Vista HS (Danville, CA), where he was a first-team all-state selection as a senior after catching 56 passes for 756 yards and 14 TDs. He earned All-Northern California first-team honors from *NorCalPreps.com*, first-team All-Metro honors from the *San Francisco Chronicle*, All-East Bay honors from the *Contra Costa Times* and first-team All-East Bay Athletic League honors and was also named the 2008 *Cal-Hi Sports* North Coast Section Scholar Athlete of the Year.

Ertz also played high school basketball with Mark Appel, who was selected by the Houston Astros with the No. 1-overall pick in the 2013 MLB Draft and now plays in the Phillies organization. Their basketball team went 32-4 and lost in the NorCal finals. Ertz was a center and Appel was a small forward.

BIRDSEED

Ertz is the son of Lisa and Douglas, and has three younger brothers: Shane, Nic and Jackson. Lisa is an office manager and legal assistant, and Doug is a software salesman. Ertz also has a Bernese Mountain dog named Apollo. His father, Douglas, played football at Lehigh University from 1981-84 and his uncle, Davis, played baseball at Vermont from 1970-72.

Ertz earned his bachelor's degree in management science and engineering at Stanford.





2019 GAME-BY-GAME STATISTICS (PHI)										
Date	Opp	GP/S	RECEIVING					SNAPS		
			Rec	Yds	Avg	Lg	TD	No	Pct	
Sep 8	Was	W	1/1	5	54	10.8	26	0	61	82%
Sep 15	at Atl	L	1/1	8	72	9.0	16	0	81	100%
Sep 22	Det	L	1/1	4	64	16.0	23	0	76	100%
Sep 26	at GB	W	1/1	7	65	9.3	14	0	47	76%
Oct 6	NYJ	W	1/1	5	57	11.4	21	1	58	85%
Oct 13	at Min	L	1/1	4	54	13.5	20	0	52	80%
Oct 20	at Dal	L	1/1	2	38	19.0	24	0	49	80%
Oct 27	at Buf									
Nov 3	Chi									
Nov 17	NE									
Nov 24	Sea									
Dec 1	at Mia									
Dec 9	NYG									
Dec 15	at Was									
Dec 22	Dal									
Dec 29	at NYG									
Totals			7/7	35	404	11.5	26	1	424	87%

SEASON HIGHLIGHTS

2019 - PHILADELPHIA EAGLES (7/7)

- Posted a team-high 57 yards and 1 TD on 5 catches in the win vs. NYJ (10/6/19). Caught a 7-yard TD pass from **Carson Wentz** to give the Eagles a 21-0 second-quarter advantage
- Led the Eagles in receptions (7) and receiving yards (65) in the win at GB (9/26/19)
- Tied for the team lead with a season-high 8 receptions for 72 yards at Atl. (9/15/19)

2018 - PHILADELPHIA EAGLES (16/16, 2/2)

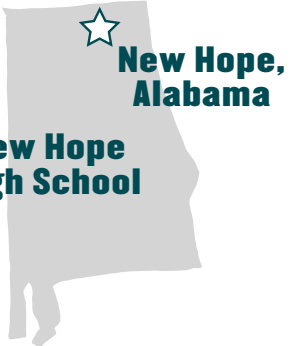
- Set the single-season record for receptions by an NFL TE (116), surpassing the previous mark of 110 by **Jason Witten** in 2012. His 116 catches are also a single-season team record, surpassing **Brian Westbrook** in 2007 (90)
- Finished the season ranked 2nd in the NFL in receptions (116), trailing only **Michael Thomas** (125)
- Ranked 3rd among NFL TEs in receiving yards (1,163), behind **George Kittle** (1,377) and **Travis Kelce** (1,336). Also ranked 3rd among NFL TEs in receiving TDs
- Posted a team-high 12 receptions for 110 yards in the 32-30 win vs. Hou. (12/23/18), breaking **Jason Witten's** (110 in 2012) single-season record for receptions by a TE
- Established a new franchise single-season record for receptions (93) in the 28-13 win vs. Was. (12/3/18). Led the Eagles with a team-high 9 receptions for 83 yards

2018 GAME-BY-GAME STATISTICS (PHI)										
Date	Opp	GP/S	RECEIVING					SNAPS		
			Rec	Yds	Avg	Lg	TD	No	Pct	
Sep 6	Atl	W	1/1	5	48	9.6	18	0	70	97%
Sep 16	at TB	L	1/1	11	94	8.5	34	0	74	94%
Sep 23	Ind	W	1/1	5	73	14.6	28	0	81	99%
Sep 30	at Ten	L	1/1	10	112	11.2	24	0	76	97%
Oct 7	Min	L	1/1	10	110	11.0	23	1	57	97%
Oct 11	at NYG	W	1/1	7	43	6.1	15	1	71	100%
Oct 21	Car	L	1/1	9	138	15.3	27	0	65	97%
Oct 28	at Jax	W	1/1	4	26	6.5	15	1	57	92%
Nov 11	Dal	L	1/1	14	145	10.4	23	2	62	100%
Nov 18	at NO	L	1/1	2	15	7.5	8	0	47	92%
Nov 25	NYG	W	1/1	7	91	13.0	24	1	52	80%
Dec 3	Was	W	1/1	9	83	9.2	20	0	59	79%
Dec 9	at Dal	L	1/1	5	38	7.6	12	0	44	85%
Dec 16	at LAR	W	1/1	3	22	7.3	11	0	59	92%
Dec 23	Hou	W	1/1	12	110	9.2	23t	2	73	89%
Dec 30	at Was	W	1/1	3	15	5.0	7	0	53	75%
Totals			16/16	116	1,163	10.0	34	8	1,000	92%
PLAYOFFS										
Jan 6	at Chi	W	1/1	5	52	10.4	17	0	61	90%
Jan 13	at NO	L	1/1	5	50	10.0	17	0	46	90%
Totals			2/2	10	102	10.2	17	0	107	90%





6-0 | 204  **3rd Year**
DOB: Nov. 1, 1994 (Age 24)



Auburn
D6-17 (208th overall)
by Arizona
Acquired: T-Ari-19

THREE-STEP DROP

- First job:** Chores around the house
- Bucket list:** Travel to Australia
- Surprisingly good at:** Cooking
- If he played another sport, what position/team:**
Center field, Atlanta Braves
- Favorite athlete growing up:**
Bo Jackson
- Favorite music:** "It depends on my mood. I like chill vibes and I also like hip-hop."
- Favorite meal:** "Fried chicken, but I can't eat it right now because I'm on a diet."



Rudy Ford was acquired by the Eagles on Aug. 22, 2019 in a trade with the Arizona Cardinals. Originally a sixth-round pick of the Cardinals in 2017, Ford played in 23 games for Arizona and totaled 4 defensive tackles and 13 special teams tackles during his first two seasons. Was a three-year starter at Auburn and finished his college career with 275 tackles, give INTs, three FF and 1 FR.

BIRDSEED

Ford attended New Hope (AL) High School, where he gained 1,669 yards and scored 27 TDs as an senior. A Class 3A first-team All-State selection, Ford was also chosen to play in the Alabama-Mississippi All-Star game. Ford was once named the top RB prospect in Alabama on Rivals.com.

Ford's given first name is Johnathan. He was nicknamed "Rudy" as a child by his Uncle Phillip.

CAREER HIGHLIGHTS

- Made the first NFL start of his career vs. Den. (10/18/18) and logged a career-high three tackles

COLLEGE HIGHLIGHTS

- Played in 52 games (34 starts) at Auburn and totaled 275 tackles, 1.5 sacks, 11.5 TFL and five INTs during his career. Also forced three fumbles and registered one FR
- Led the Tigers in tackles in 2014 (93) and 2015 (118)
- Named to the Bednarik, Paul Hornung and Senior Bowl watch lists as a senior in 2016

TRANSACTIONS

- 2017** Drafted by ARI in 6th round (208th overall)
- 12/7/17** Placed on Injured Reserve (knee)
- 8/22/19** Traded to PHI in exchange for DT **Bruce Hector**



CAREER STATISTICS

Year	Team	GP/S	TACKLES					PASS DEFENSE						FUMBLES			DEF SNAPS		
			Total	Solo	Asst	TFL	Sacks	Int	Yds	Lg	TD	PD	OPH	FF	FR	Yds	No	Pct	
2017	Arizona	10/0	0	0	0	0	0.0	0	0	--	0	0	0	0	0	0	0	0	0%
2018	Arizona	13/1	4	2	2	0	0.0	0	0	--	0	0	0	0	0	0	0	62	6%
2019	Philadelphia	7/0	0	0	0	0	0.0	0	0	--	0	0	0	0	0	0	0	1	1%
Totals		30/1	4	2	2	0	0.0	0	0	--	0	0	0	0	0	0	0	---	---

ADDITIONAL STATISTICS

Special Teams Tackles: 16 - 2019 (3), 2018 (8), 2017 (5)

CAREER HIGHS

Tackles	3	10/18/18 vs. Den.
Sacks	--	---
INTs	--	---
PDs	--	---
FFs	--	---
FRs	--	---


2019 GAME-BY-GAME STATISTICS (PHI)

Date	Opp	GP/S	Tot	Solo	Sk	Int	PD	FF	FR	Snaps	Pct
Sep 8	Was	W	1/0	0	0	0.0	0	0	0	0	0%
Sep 15	at Atl	L	1/0	0	0	0.0	0	0	0	0	0%
Sep 22	Det	L	1/0	0	0	0.0	0	0	0	0	0%
Sep 26	at GB	W	1/0	0	0	0.0	0	0	0	0	0%
Oct 6	NYJ	W	1/0	0	0	0.0	0	0	0	0	0%
Oct 13	at Min	L	1/0	0	0	0.0	0	0	0	0	0%
Oct 20	at Dal	L	1/0	0	0	0.0	0	0	0	1	1%
Oct 27	at Buf										
Nov 3	Chi										
Nov 17	NE										
Nov 24	Sea										
Dec 1	at Mia										
Dec 9	NYG										
Dec 15	at Was										
Dec 22	Dal										
Dec 29	at NYG										
Totals			7/0	0	0.0	0	0	0	0	1	1%





6-2 | 230  **3rd Year**
DOB: Feb. 23, 1995 (Age 24)

**Sioux Falls,
South Dakota**

**Washington
High School**



Nebraska
**D5b-17 (184th overall)
by Philadelphia**

MOST INTERCEPTIONS
 NCAA SAFETIES (2014-16)

14	Gerod Holliman (Louisville)
14	Xavier Woods (La. Tech)
13	Nathan Gerry (Nebraska)
13	Dylan Haines (Texas)

THREE-STEP DROP

First job: Host at Famous Dave's
Best player he ever lined up against:
Vikings RB Ameer Abdullah
Player he models his game after:
Vikings S Harrison Smith
Moment left star struck:
"My first preseason game. I was on the sidelines and Green Bay made a play on our sideline and I was like, 'Oh wow, that's Clay Matthews.' That was probably the first time I was really star struck."
Favorite Quote: "A winner never quits and a quitter never wins."



Nathan Gerry (pronounced GARY) was selected by the Eagles in the 5th round (184th overall) of the 2017 NFL Draft. Formerly a safety at Nebraska, Gerry made the transition to linebacker as a rookie and has seen the majority of his action on Philadelphia's special teams units. In 2018, Gerry recorded 18 tackles (13 solo), 1 INT, 1 PD and 4 special teams tackles in a career-high 13 games (2 starts).

SPECIAL TEAMS SNAPS
 EAGLES PLAYERS IN 2018

LaRoy Reynolds	359 (83%)
Kamu Grugier-Hill	344 (79%)
Nathan Gerry	257 (59%)
D.J. Alexander	237 (55%)
Wendell Smallwood	214 (49%)

SEASON HIGHLIGHTS

2019 - PHILADELPHIA EAGLES (7/3)

- In the first quarter of the win vs. NYJ (10/6/19), intercepted Jets QB **Luke Falk** on a pass intended for RB **Le'Veon Bell** on fourth-and-1 and returned it 51 yards for a TD. Marked the Eagles' first pick-six since **Patrick Robinson's** 50-yard return on 1/21/18 vs. Minnesota (Vikings QB **Case Keenum**) in the 2017 NFC Championship Game
- His 51-yard INT-TD against the Jets marked the first and longest pick-six by an Eagles LB since **Jordan Hicks' 67-yard return** on 11/8/15 at Dallas (Cowboys QB **Matt Cassel**). The INT-TD was the longest by any Eagles player at Lincoln Financial Field since **Brandon Boykin's 54-yard return** vs. Chicago (Bears QB **Jay Cutler**)
- Picked off Falcons QB **Matt Ryan** in the end zone on a second-down pass intended for TE **Austin Hooper** in the third quarter at Atl. (9/15/19). Marked the 2nd INT of his career and first since 12/3/18 vs. Washington (**Mark Sanchez**)

2018 - PHILADELPHIA EAGLES (13/2, 2/0)

- Recorded his 1st career INT when he picked off Redskins QB **Mark Sanchez** in the 28-13 win vs. Was. (12/3/18)



CAREER STATISTICS

Year	Team	GP/S	TACKLES					PASS DEFENSE						FUMBLES			DEF SNAPS		
			Total	Solo	Asst	TFL	Sacks	Int	Yds	Lg	TD	PD	QPH	FF	FR	Yds	No	Pct	
2017	Philadelphia	10/1	1	1	0	0	0.0	0	0	--	0	1	0	0	0	0	0	20	2%
2018	Philadelphia	13/2	18	13	5	0	0.0	1	8	8	0	1	0	0	0	0	0	134	13%
2019	Philadelphia	7/3	21	15	6	0	0.0	2	0	--	0	0	0	0	0	0	212	45%	
Totals		30/6	40	29	11	0	0.0	3	8	8	0	2	0	0	0	0	---	---	

PLAYOFFS

2017	Philadelphia	3/0	0	0	0	0	0.0	0	0	--	0	0	0	0	0	0	0	1	1%
2018	Philadelphia	2/0	0	0	0	0	0.0	0	0	--	0	0	0	0	0	0	0	5	4%
Totals		5/0	0	0	0	0	0.0	0	0	--	0	0	0	0	0	0	0	---	---

ADDITIONAL STATISTICS

Special Teams Tackles: 11 - 2019 (1), 2018 (4), 2017 (6) **Postseason Special Teams Tackles:** 1 - 2018 (1)

CAREER HIGHS

Tackles	8	10/20/19 at Dal.
Sacks	--	---
INTs	1	3x, last: 10/6/19 vs. NYJ
PDs	1	2x, last: 9/6/18 vs. Atl.
FFs	--	---
FRs	--	---

- Started and recorded career highs in tackles (4) and defensive snaps played (33) in the 25-22 win vs. NYG (11/25/18)

2017 - PHILADELPHIA EAGLES (10/1, 3/0)

- Finished tied for 6th on the team with 181 special teams snaps and registered 6 special teams tackles
- Saw the first defensive action of his NFL career vs. Dal. (12/31/17) and recorded 1 solo tackle and 1 PD

COLLEGE HIGHLIGHTS

- Named a Bednarik Award semi-finalist, earned All-America and first-team All-Big Ten honors as a senior in 2016
- Played in 11 games (all starts) and finished 2nd on the team with 74 tackles. Added 4 INTs for the third-consecutive season
- Voted third-team All-Big Ten by the media as a junior in 2015 after leading the Huskers with 79 tackles and 4 INTs
- Earned Honorable Mention All-Big Ten accolades as a sophomore in 2014. Started every game and led Nebraska with a career-high 5 INTs, all in conference games. Totaled a career-high 15 tackles and an INT at Iowa (11/28/14) to earn Big Ten Defensive Player of the Week honors



BIRDSEED

Gerry is the son of Kelli and Brian Gerry. During college, Gerry majored in sociology and volunteered his time with team hospital visits, Big Brothers/Big Sisters and Uplifting Athletes.

Gerry helped lead Washington (SD) High School's football team to a 48-3 record and three state championships. He was a two-way starter, playing running back and wide receiver. Gerry also handled kicking and punting duties as a senior.

Gerry was also a track standout in high school, winning his second straight 200-meter state title as a senior as well as the 100-meter event. Gerry set the state record in the 200 meters with a time of 21.52.



@NathanGerry



@nathangerry



2019 GAME-BY-GAME STATISTICS (PHI)

Date	Opp	GP/S	Tot	Solo	Sk	Int	PD	FF	FR	Snaps	Pct
Sep 8	Was	W	1/0	0	0	0.0	0	0	0	2	3%
Sep 15	at Atl	L	1/0	2	2	0.0	1	0	0	20	30%
Sep 22	Det	L	1/0	3	1	0.0	0	0	0	24	38%
Sep 26	at GB	W	1/0	1	1	0.0	0	0	0	12	15%
Oct 6	NYJ	W	1/1	1	1	0.0	1	0	0	22	37%
Oct 13	at Min	L	1/1	6	4	0.0	0	0	0	62	87%
Oct 20	at Dal	L	1/1	8	6	0.0	0	0	0	70	100%
Oct 27	at Buf										
Nov 3	Chi										
Nov 17	NE										
Nov 24	Sea										
Dec 1	at Mia										
Dec 9	NYG										
Dec 15	at Was										
Dec 22	Dal										
Dec 29	at NYG										
Totals			7/3	21	15	0.0	2	0	0	212	45%

TRANSACTIONS

- 2017** Drafted by PHI in 5th round (184th overall)
Signed 4-year contract
- 9/2/17** Waived by PHI
- 9/4/17** Signed by PHI to practice squad
- 10/19/17** Signed by PHI from practice squad to active roster



2018 GAME-BY-GAME STATISTICS (PHI)

Date	Opp	GP/S	Tot	Solo	Sk	Int	PD	FF	FR	Snaps	Pct
Sep 6	Atl	W	1/1	1	1	0.0	0	1	0	0	37%
Sep 16	at TB	L	1/0	0	0	0.0	0	0	0	4	7%
Sep 23	Ind	W	1/0	0	0	0.0	0	0	0	0	0%
Sep 30	at Ten	L	1/0	0	0	0.0	0	0	0	1	1%
Oct 7	Min	L	1/0	0	0	0.0	0	0	0	0	0%
Oct 11	at NYG	W	0/0	INACTIVE (ANKLE, KNEE)							
Oct 21	Car	L	0/0	INACTIVE (ANKLE, KNEE)							
Oct 28	at Jax	W	0/0	INACTIVE (ANKLE, KNEE)							
Nov 11	Dal	L	1/0	0	0	0.0	0	0	0	2	3%
Nov 18	at NO	L	1/0	1	0	0.0	0	0	0	8	11%
Nov 25	NYG	W	1/1	4	2	0.0	0	0	0	33	53%
Dec 3	Was	W	1/0	2	2	0.0	1	0	0	11	24%
Dec 9	at Dal	L	1/0	5	4	0.0	0	0	0	29	29%
Dec 16	at LAR	W	1/0	5	4	0.0	0	0	0	20	26%
Dec 23	Hou	W	1/0	0	0	0.0	0	0	0	0	0%
Dec 30	at Was	W	1/0	0	0	0.0	0	0	0	0	0%
Totals			13/2	18	13	0.0	1	1	0	134	13%

PLAYOFFS

Jan 6	at Chi	W	1/0	0	0	0.0	0	0	0	0	0%
Jan 13	at NO	L	1/0	0	0	0.0	0	0	0	5	6%
Totals			2/0	0	0	0.0	0	0	0	5	4%

2017 GAME-BY-GAME STATISTICS (PHI)

Date	Opp	GP/S	Tot	Solo	Sk	Int	PD	FF	FR	Snaps	Pct
Sep 10	at Was	W	---	EAGLES PRACTICE SQUAD							
Sep 17	at KC	L	---	EAGLES PRACTICE SQUAD							
Sep 24	NYG	W	---	EAGLES PRACTICE SQUAD							
Oct 1	at LAC	W	---	EAGLES PRACTICE SQUAD							
Oct 8	Ari	W	---	EAGLES PRACTICE SQUAD							
Oct 12	at Car	W	---	EAGLES PRACTICE SQUAD							
Oct 23	Was	W	1/0	0	0	0.0	0	0	0	0	0%
Oct 29	SF	W	1/0	0	0	0.0	0	0	0	0	0%
Nov 5	Den	W	1/0	0	0	0.0	0	0	0	0	0%
Nov 19	at Dal	W	1/0	0	0	0.0	0	0	0	0	0%
Nov 26	Chi	W	1/0	0	0	0.0	0	0	0	0	0%
Dec 3	at Sea	L	1/0	0	0	0.0	0	0	0	0	0%
Dec 10	at LAR	W	1/0	0	0	0.0	0	0	0	0	0%
Dec 17	at NYG	W	1/0	0	0	0.0	0	0	0	0	0%
Dec 25	Oak	W	1/0	0	0	0.0	0	0	0	0	0%
Dec 31	Dal	L	1/1	1	1	0.0	0	1	0	20	29%
Totals			10/1	1	1	0.0	0	1	0	20	2%

PLAYOFFS

Jan 13	Atl	W	1/0	0	0	0.0	0	0	0	0	0%
Jan 21	Min	W	1/0	0	0	0.0	0	0	0	1	1%
Feb 4	at NE	W	1/0	0	0	0.0	0	0	0	0	0%
Totals			3/0	0	0	0.0	0	0	0	1	1%

TE DALLAS GOEDERT 88



6-5 | 256  **2nd Year**
DOB: Jan. 3, 1995 (Age 24)


Britton, South Dakota
Britton-Hecla High School



South Dakota State
D2-18 (49th overall)
by Philadelphia

NCAA FCS PLAYERS (2016-17)

MOST RECEPTIONS

201	Troy Pelletier (Lehigh)
181	Keelan Doss (UC Davis)
170	Justin Watson (Penn)
164	Dallas Goedert* (SDSU)

MOST RECEIVING YARDS

2,652	Nathan Stewart (SHSU)
2,570	Troy Pelletier (Lehigh)
2,410	Keelan Doss (UC Davis)
2,404	Dallas Goedert* (SDSU)

**Led all NCAA FBS tight ends*

THREE-STEP DROP

First job: Owned a lawn care company

Surprisingly good at: Unicycling

Players he models his game after: Zach Ertz and Travis Kelce

Favorite athletes growing up: Brett Favre and Aaron Rodgers

Favorite TV show: *The Office*

Favorite music: Country, Sam Hunt



Originally selected by the Eagles in the 2nd round (49th overall) of the 2018 NFL Draft, **Dallas Goedert** (pronounced GOD-ert) tied for the most receiving TDs (4) by an NFL rookie TE last season. Goedert was a two-time FCS All-American (2016-17) at South Dakota State, where he amassed 1,000+ receiving yards as a junior and senior and totaled a school-record 92 receptions in 2016.

2018 ROOKIE TIGHT ENDS

MOST RECEIVING TDs

Dallas Goedert (Phi.)	4
Christopher Herndon (NYJ)	4
Jordan Thomas (Hou.)	4

MOST RECEIVING YARDS

Mark Andrews (Bal.)	552
Christopher Herndon (NYJ)	502
Dallas Goedert (Phi.)	334

MOST RECEPTIONS

Christopher Herndon (NYJ)	39
Ian Thomas (Car.)	36
Mark Andrews (Bal.)	34
Dallas Goedert (Phi.)	33

SEASON HIGHLIGHTS

2019 - PHILADELPHIA EAGLES (6/3)

- Registered a season-long 28-yard TD reception at Dal. (10/20/19)
- Caught a 3-yard TD pass from **Carson Wentz** in the second quarter that gave the Eagles their first lead of the game, 14-13, in the win at GB (9/26/19). Including playoffs, 5 of Goedert's 6 career receiving TDs have either tied the game or given the Eagles the lead

2018 - PHILADELPHIA EAGLES (16/8, 2/0)

- Hauled in a 10-yard TD reception from QB **Nick Foles** in the third quarter of the team's Wild Card Playoff win at Chi. (1/6/19). Became the first NFL rookie TE to catch a go-ahead TD in a playoff game since **Richard Rodgers** with Green Bay on 1/11/15 vs. Dallas (13-yard TD from **Aaron Rodgers** that gave the Packers a 26-21 advantage in the fourth quarter)



CAREER STATISTICS

Year	Team	GP/S	RECEIVING					OFF SNAPS	
			Rec	Yds	Avg	Lg	TD	No	Pct
2018	Philadelphia	16/8	33	334	10.1	32t	4	525	48%
2019	Philadelphia	6/3	14	160	11.4	28t	2	225	46%
Totals		22/11	47	494	10.5	32t	6	---	---

PLAYOFFS

2018	Philadelphia	2/0	2	20	10.0	10t	1	50	42%
Totals		2/0	2	20	10.0	10t	1	50	42%

ADDITIONAL STATISTICS

Special Teams Tackles: 5 - 2019 (2), 2018 (3)

Postseason Special Teams Tackles: 1 - 2018 (1)

CAREER HIGHS

Receptions	7	9/23/18 vs. Ind.
Receiving Yards	73	9/23/18 vs. Ind.
Receiving Long	32t	10/28/18 at Jax.
Receiving TDs	1	7x, last: 10/20/19 at Dal.



SEASON HIGHLIGHTS (Continued)

- His 4 receiving TDs tied for the most by a rookie TE in 2018 and tied for 6th among all rookies. They also tied for the 3rd-most by a rookie TE in Eagles history
- Corralled a fourth-quarter TD to tie the game at 16-16 at Dal. (12/9/18)
- Scored a TD for the second-consecutive week when he registered a 32-yard catch-and-run score just before halftime to give the Eagles a 10-6 lead at Jax. (10/28/18)
- Hauled in the second TD of his career vs. Car. (10/21/18), while totaling 4 catches for 43 yards
- Led the team in receptions (7) and receiving yards (73) vs. Ind. (9/23/18). Hauled in his first NFL TD on a 13-yard catch from QB **Carson Wentz** on the opening drive. Became the first Eagles rookie TE with 70+ receiving yards and 1+ TD in a single game since **Keith Jackson** on 12/18/88 at Dal. (92 yards, 1 TD). TE **Zach Ertz** finished the game with 5 catches for 73 yards and the two became the first Eagles TE duo to register 70+ receiving yards in the same game since **Ray Poage** (5 receptions, 142 yards) and **Pete Retzlaff** (6 receptions, 118 yards) on 12/5/65 vs. Dallas

EXPERT UNICYCLIST

Goedert is not just an athlete in the traditional sense - he is also a skilled unicyclist. "I was looking through the JCPenney catalog one day - the Christmas catalog, the thick one. I saw a unicycle and I told my mom that I wanted one. She said, 'Well, your grandpa has a bunch of unicycles. We used to ride them all the time.' So I said, 'Can we go get one?' Let's do it.' So I learned how. I have three other cousins that know how, too. And we ride in parades or centennials, 125th, Fourth of July parades in small towns around Britain. It was one of the biggest attractions in the parade, people love seeing it." Perhaps the greatest feat of Goedert's unicycling career is learning how to ride a six-foot unicycle, which he says requires starting off the back of a truck.

DALLAS IN PHILLY

Goedert's first name, Dallas, comes from his dad, who was a Dallas Cowboys fan, though his stepdad raised him to root for the Green Bay Packers. That being said, Goedert assures that everyone in his family now loves the Eagles. Additionally, shortly after he was selected by Philadelphia in the 2nd round of the 2018 NFL Draft, Goedert took notice of a handful of GoFundMe pages lobbying for him to change his name to 'Philly.'

"We're going to have a little bit of trouble with that, but hopefully I can make enough plays that they'll get over [my name being Dallas]."

BASKETBALL STAR

Goedert was a very talented basketball player and considers the sport his first 'true love.' However, his mom helped him focus on football with some friendly advice. "She said I'm going to have a better chance playing college football than basketball because 22 people start in football and only five start in basketball. I think she was just telling me that being 6'5" is being too short to be a three, four or five guy in the NBA."

Goedert definitely notices the impact that basketball has had on his football career. "Beating man coverage is a lot like driving to the hole, doing a crossover to get by somebody. And then any time you're in the red zone you're using your body like you're boxing out, or go up and catch a fade ball like you are high-pointing a rebound. A lot of things translate."

BIRDSEED

Goedert was a two-time honorable mention all-state selection and three-time all-conference pick in both football and basketball at Britton-Hecla High School.

 @goedert33  @goedert33



2019 GAME-BY-GAME STATISTICS (PHI)										
Date	Opp	GP/S	RECEIVING					SNAPS		
			Rec	Yds	Avg	Lg	TD	No	Pct	
Sep 8	Was	W	1/0	2	16	8.0	9	0	41	55%
Sep 15	at Atl	L	0/0	DID NOT PLAY						
Sep 22	Det	L	1/0	0	0	0.0	0	0	9	12%
Sep 26	at GB	W	1/1	2	16	8.0	13	1	43	69%
Oct 6	NYJ	W	1/0	1	11	11.0	11	0	50	74%
Oct 13	at Min	L	1/1	5	48	9.6	13	0	46	71%
Oct 20	at Dal	L	1/1	4	69	17.3	28t	1	36	59%
Oct 27	at Buf									
Nov 3	Chi									
Nov 17	NE									
Nov 24	Sea									
Dec 1	at Mia									
Dec 9	NYG									
Dec 15	at Was									
Dec 22	Dal									
Dec 29	at NYG									
Totals			6/3	14	160	11.4	28t	2	225	46%

COLLEGE HIGHLIGHTS

- A two-time FCS All-America First Team selection (2016-17) and two-time FCS Walter Payton Award finalist (2016-17) at South Dakota State, where he finished with the 3rd-most receptions (198), 4th-most receiving yards (2,988) and 5th-most receiving TDs (21) in school history
- Over his last two seasons at South Dakota State (2016-17), led all FCS TEs in receptions (164) and receiving yards (2,404) and ranked 2nd among that group in receiving TDs (18)
- As a senior in 2017, earned first-team All-MVFC honors after leading the nationally-ranked Jackrabbits with 72 receptions and 1,111 receiving yards
- Also ranked 2nd on the team with 7 receiving TDs as a senior. Caught TDs in FCS playoff games against Northern Iowa (12/2/17) and at James Madison (12/16/17)
- Earned all-conference honors as a junior in 2016 after setting a South Dakota State single-season record with 92 receptions. His 1,293 receiving yards were the 5th-most in a season by a Jackrabbit and the most by a TE. Caught 8 passes for 204 yards and tied a school record with 4 TDs in the home win over Western Illinois (10/1/16)
- Named first-team All-MVFC following his sophomore year in 2015. Recorded 2 receptions for 43 yards, including a 30-yard TD, in the FCS playoff game at Montana (11/28/15)

TRANSACTIONS

2018 Drafted by PHI in 2nd round (49th overall)
Signed 4-year contract

2018 GAME-BY-GAME STATISTICS (PHI)										
Date	Opp	GP/S	RECEIVING					SNAPS		
			Rec	Yds	Avg	Lg	TD	No	Pct	
Sep 6	Atl	W	1/0	1	4	4.0	4	0	17	24%
Sep 16	at TB	L	1/0	0	0	---	--	0	17	22%
Sep 23	Ind	W	1/1	7	73	10.4	19	1	55	67%
Sep 30	at Ten	L	1/1	2	13	6.5	10	0	31	40%
Oct 7	Min	L	1/0	2	16	8.0	11	0	35	59%
Oct 11	at NYG	W	1/1	1	7	7.0	7	0	32	45%
Oct 21	Car	L	1/1	4	43	10.8	21	1	37	55%
Oct 28	at Jax	W	1/0	1	32	32.0	32t	1	30	48%
Nov 11	Dal	L	1/0	0	0	---	--	0	18	29%
Nov 18	at NO	L	1/1	0	0	---	--	0	16	31%
Nov 25	NYG	W	1/0	3	33	11.0	16	0	36	55%
Dec 3	Was	W	1/1	0	0	---	--	0	39	52%
Dec 9	at Dal	L	1/1	4	44	11.0	26	1	31	60%
Dec 16	at LAR	W	1/1	2	12	6.0	10	0	39	61%
Dec 23	Hou	W	1/0	3	30	10.0	24	0	48	59%
Dec 30	at Was	W	1/0	3	27	9.0	25	0	44	62%
Totals			16/8	33	334	10.1	32t	4	525	48%

PLAYOFFS										
Jan 6	at Chi	W	1/0	2	20	10.0	10t	1	30	44%
Jan 13	at NO	L	1/0	0	0	---	--	0	20	39%
Totals			2/0	2	20	10.0	10t	1	50	42%



DE BRANDON GRAHAM 55



6-2 | 265  **10th Year**

DOB: April 3, 1988 (Age 31)

AP
2016



Detroit, Michigan

Crockett Vocational Technical 



Michigan
D1-10 (13th overall)
by Philadelphia



Originally selected by Philadelphia with the 13th-overall pick in the 2010 NFL Draft, **Brandon Graham** is the longest-tenured member of the Eagles defense. Graham, who ranks 6th in team history with 46.5 career sacks, recorded the top defensive play in **Super Bowl LII** when he strip-sacked Patriots QB **Tom Brady** in the fourth quarter.

CAREER SACKS

EAGLES ALL-TIME HISTORY

Reggie White (1985-92)	124.0
Trent Cole (2005-14)	85.5
Clyde Simmons (1986-93)	76.0
Hugh Douglas (1998-2002, '04)	54.5
Greg Brown (1982-86)	50.5
Brandon Graham (2010-)	46.5
Fletcher Cox (2012-)	44.5

MOST TACKLES FOR LOSS

EAGLES PLAYERS (2016-18)

42	Brandon Graham
29	Fletcher Cox
26	Malcolm Jenkins
19	Vinny Curry
15	Several players tied

THREE-STEP DROP

Bucket list: Drive a NASCAR car

First jersey: Dave Bing, Detroit Pistons

First job: Working the grill at McDonald's

Favorite Halloween costume: Batman, when he was 10 years old

Favorite movie: *Equalizer*

Favorite book: *New Money: Staying Rich* by Phillip Buchanon

Favorite quote: "Those who stay, will be champions." - Bo Schembechler

CAREER HIGHLIGHTS

- Recorded the top defensive play of **Super Bowl LII** when he strip-sacked Patriots QB **Tom Brady** in the fourth quarter (recovered by **Derek Barnett**). The takeaway set up a 46-yard FG by **Jake Elliott** that gave the Eagles a 41-33 lead with 1:05 remaining
- Named a **Pro Bowl** first alternate in 2017 after leading the Eagles defense with a career-high 9.5 sacks
- Voted second-team **All-Pro** in 2016, when he ranked 1st in the NFL with 78 combined sacks, hurries and QB knockdowns (according to Stats LLC)

NOTES TO KNOW

- Ranks 6th in Eagles history with 46.5 career sacks, behind **Reggie White** (124.0), **Trent Cole** (85.5), **Clyde Simmons** (76.0), **Hugh Douglas** (54.5) and **Greg Brown** (50.5)

In 2016, Graham led the NFL with 78 combined sacks, hurries and QB knockdowns.



CAREER STATISTICS

Year	Team	GP/S	TACKLES					PASS DEFENSE						FUMBLES			DEF SNAPS	
			Total	Solo	Asst	TFL	Sacks	Int	Yds	Lg	TD	PD	QPH	FF	FR	Yds	No	Pct
2010	Philadelphia	13/6	19	12	7	1	3.0	0	0	--	0	0	13	2	0	0	N/A	N/A
2011	Philadelphia	3/0	4	2	2	1	0.0	0	0	--	0	0	1	0	0	0	N/A	N/A
2012	Philadelphia	16/6	50	34	16	7	5.5	0	0	--	0	1	27	2	1	0	420	40%
2013	Philadelphia	16/0	21	14	7	2	3.0	0	0	--	0	0	7	1	0	0	323	27%
2014	Philadelphia	16/1	43	29	14	13.5	5.5	0	0	--	0	0	18	4	0	0	499	43%
2015	Philadelphia	16/10	63	44	19	12.5	6.5	0	0	--	0	1	7	3	0	0	858	71%
2016	Philadelphia	16/16	64	50	14	14	5.5	0	0	--	0	1	30	2	1	4	764	75%
2017	Philadelphia	15/15	51	43	8	16	9.5	0	0	--	0	1	27	2	1	0	666	65%
2018	Philadelphia	16/16	46	37	9	12	4.0	0	0	--	0	2	40	1	1	0	753	72%
2019	Philadelphia	7/7	29	25	4	7	4.0	0	0	--	0	1	18	0	1	0	358	75%
Totals		134/77	390	290	100	86	46.5	0	0	--	0	7	188	17	5	4	---	---

PLAYOFFS

2010	Philadelphia	0/0	PLACED ON INJURED RESERVE (KNEE) ON 12/14/10															
2013	Philadelphia	1/0	2	1	1	0	1.0	0	0	--	0	0	1	0	0	0	22	31%
2017	Philadelphia	3/3	5	4	1	0	1.0	0	0	--	0	0	13	1	0	0	162	79%
2018	Philadelphia	2/2	5	4	1	1	1.5	0	0	--	0	0	4	1	0	0	123	87%
Totals		6/5	12	9	3	1	3.5	0	0	--	0	0	18	2	0	0	---	---

ADDITIONAL STATISTICS

Fumble Recovery TD: 16-yard TD (forced by **Nigel Bradham**) on 12/10/17 at LAR **Special Teams Tackles:** 15 - 2014 (8), 2013 (7)

CAREER HIGHS

Tackles	10	12/13/12 vs. Cin.
Sacks	3.0	10/6/19 vs. NYJ
INTs	--	---
PDs	1	6x, last: 12/30/18 at Was.
FFs	2	11/8/15 at Dal.
FRs	1	5x, last: 9/26/19 at GB

SEASON HIGHLIGHTS

2019 - PHILADELPHIA EAGLES (7/7)

- Recorded his team-leading 4th sack of the season when he brought down Vikings QB **Kirk Cousins** for an 8-yard loss on third-and-4 in the second quarter at Min. (10/13/19)
- Led the Eagles' 10.0-sack performance (tied for 2nd-most in franchise history) with a career-high 3.0 sacks in the win vs. NYJ (10/6/19). Became the first Eagle to register 3.0 sacks in a game since **Fletcher Cox** on 12/30/18 at Washington. Also added 6 QB pressures and hits and 3 TFLs
- Recovered the fumble on the strip-sack of Packers QB **Aaron Rodgers** by **Derek Barnett** that set up an Eagles TD drive in the second quarter of the win at GB (9/26/19). Marked his 5th career FR and first since 12/9/18 at Dallas (Cowboys QB **Dak Prescott**, forced by **Michael Bennett**)

2018 - PHILADELPHIA EAGLES (16/16, 2/2)

- Notched the second postseason strip-sack of his career when he sacked Saints QB **Drew Brees** and forced a fumble at NO (1/13/19)
- Recorded a half-sack in the Wild Card win at Chi. (1/6/19)
- Logged a strip-sack of QB **Mark Sanchez** vs. Was. (12/3/18)
- Registered 1.5 sacks of Cowboys QB **Dak Prescott** vs. Dal. (11/11/18)





2019 GAME-BY-GAME STATISTICS (PHI)

Date	Opp	GP/S	Tot	Solo	Sk	Int	PD	FF	FR	Snaps	Pct	
Sep 8	Was	W	1/1	5	3	0.0	0	0	0	46	72%	
Sep 15	at Atl	L	1/1	2	2	0.0	0	0	0	51	77%	
Sep 22	Det	L	1/1	5	4	0.0	0	0	0	55	86%	
Sep 26	at GB	W	1/1	2	2	0.0	0	0	0	60	74%	
Oct 6	NYJ	W	1/1	6	6	3.0	0	1	0	41	69%	
Oct 13	at Min	L	1/1	4	4	1.0	0	0	0	55	77%	
Oct 20	at Dal	L	1/1	5	4	0.0	0	0	0	50	71%	
Oct 27	at Buf											
Nov 3	Chi											
Nov 17	NE											
Nov 24	Sea											
Dec 1	at Mia											
Dec 9	NYG											
Dec 15	at Was											
Dec 22	Dal											
Dec 29	at NYG											
Totals			7/7	29	25	4.0	0	1	0	1	358	75%

SEASON HIGHLIGHTS (Continued)

2017 - PHILADELPHIA EAGLES (15/15, 3/3)

- Recorded the top defensive play of **Super Bowl LII** when he strip-sacked Patriots QB **Tom Brady** in the fourth quarter (recovered by **Derek Barnett**). The takeaway set up a 46-yard FG by **Jake Elliott** that gave the Eagles a 41-33 lead with 1:05 remaining
- Named a **Pro Bowl** first alternate after leading the team with a career-high 9.5 sacks, which are the most by an Eagle since **Fletcher Cox** in 2015 (9.5)
- Sealed the victory with a 16-yard fumble recovery TD forced by **Nigel Bradham** in the 43-35 win at LAR (12/10/17)
- Recorded 2.0 sacks at Was. (9/10/17), including a strip-sack of Redskins QB **Kirk Cousins** that led to a 20-yard fumble recovery TD by **Fletcher Cox**

2016 - PHILADELPHIA EAGLES (16/16)

- Named second-team **All-Pro** and voted a first alternate to the Pro Bowl after leading the NFL with 78 combined sacks, hurries and QB knockdowns (according to *Stats LLC*)
- Started all 16 games for the first time in his career and led the Eagles with career highs in TFL (14) and hurries (30)
- Was a disruptive force throughout a 21-10 win vs. Min. (10/23/16), recording 3 tackles (2 solo), 6 hurries and a strip-sack of Vikings QB **Sam Bradford**
- Registered sacks in 3 straight games to open the year, becoming the first Eagle to accomplish that feat since **Jason Babin**, **Trent Cole** and **Cullen Jenkins** in 2011

2015 - PHILADELPHIA EAGLES (16/10)

- Finished the season tied for the team lead with 3 FFs and ranked 3rd with a then-career-high 6.5 sacks

2018 GAME-BY-GAME STATISTICS (PHI)

Date	Opp	GP/S	Tot	Solo	Sk	Int	PD	FF	FR	Snaps	Pct	
Sep 6	Atl	W	1/1	2	2	0.0	0	0	0	46	66%	
Sep 16	at TB	L	1/1	8	6	0.0	0	0	0	39	67%	
Sep 23	Ind	W	1/1	2	2	0.0	0	0	0	34	58%	
Sep 30	at Ten	L	1/1	4	3	0.0	0	0	0	41	58%	
Oct 7	Min	L	1/1	5	4	1.0	0	1	0	52	84%	
Oct 11	at NYG	W	1/1	2	2	0.0	0	0	0	39	60%	
Oct 21	Car	L	1/1	2	1	0.5	0	0	0	39	66%	
Oct 28	at Jax	W	1/1	2	2	0.0	0	0	0	51	80%	
Nov 11	Dal	L	1/1	5	3	1.5	0	0	0	55	80%	
Nov 18	at NO	L	1/1	1	1	0.0	0	0	0	42	60%	
Nov 25	NYG	W	1/1	3	2	0.0	0	0	0	49	79%	
Dec 3	Was	W	1/1	4	3	1.0	0	0	1	37	82%	
Dec 9	at Dal	L	1/1	3	3	0.0	0	0	1	83	84%	
Dec 16	at LAR	W	1/1	0	0	0.0	0	0	0	57	75%	
Dec 23	Hou	W	1/1	1	1	0.0	0	0	0	54	83%	
Dec 30	at Was	W	1/1	2	2	0.0	0	1	0	35	78%	
Totals			16/16	46	37	4.0	0	2	1	1	753	72%

PLAYOFFS

Jan 6	at Chi	W	1/1	2	2	0.5	0	0	0	58	91%	
Jan 13	at NO	L	1/1	3	2	1.0	0	0	1	65	84%	
Totals			2/2	5	4	1.5	0	0	1	0	123	87%

BIRDSEED

Graham is the son of Tasha Graham and Derrick Walton and has three younger sisters: Brittany, Mikayla and Brianna. Graham married Carlyne Williams in 2014 and resides in Philadelphia. The couple has two children, a son and daughter, and they also have a cocker spaniel named Midnight.

Graham began playing football as a linebacker, center and running back for the Detroit Giants when he was 7 years old. His greatest love besides football growing up was doing flips in gymnastics. "I started doing it when I was young and I just got better and better. It's really fun. I can do about 10 in a row now."

BIGGEST INFLUENCE

Graham names his mother, Tasha Graham, as being the most influential person in his life. A cancer survivor, Tasha was diagnosed with leukemia at a young age. She spent most of her life working at a Chrysler auto plant to support Brandon and his three sisters.

Recalled Tasha, "The doctors told me I would never be able to have kids, so I cherish them because of that. When I was working at Chrysler, working hard, trying to make ends meet, it was for them and Brandon saw that."



6-2 | 230  **4th Year**
DOB: May 16, 1994 (Age 25)

 **Honolulu, Hawaii**

Kamehameha High School



EASTERN ILLINOIS

Eastern Illinois
D6a-16 (208th overall)
by New England
Acquired: W-NE-16



Originally claimed off waivers from the Patriots in 2016, **Kamu Grugier-Hill** (pronounced KAH-moo GREW-jay) has developed into one of Philadelphia's special teams aces and was voted a team captain in 2018 and 2019. In 2017, he was named a Pro Bowl alternate after leading the Eagles with a career-high 19 special teams tackles. In 2018, he started 10 games at linebacker and totaled 34 tackles (23 solo), 1.0 sack and 1 INT.

EAGLES SPECIAL TEAMS SINGLE-SEASON TACKLES SINCE 2009

Moise Fokou (2009)	20
Sean Jones (2009)	20
Kamu Grugier-Hill (2017)	19
Trey Burton (2015)	19
Moise Fokou (2010)	19
Joe Mays (2009)	19

TOTAL TACKLES SINCE 2017

Kamu Grugier-Hill	30
Corey Clement	15
Corey Graham	13
Malcolm Jenkins	12

THREE-STEP DROP

Hobbies: Surfing and going to the beach

If he could be a superhero:
The Incredible Hulk

Biggest pet peeve:
Making plans with someone who doesn't follow through

Favorite teams/athletes growing up:
San Francisco 49ers, Brian Dawkins and Randy Moss

First jersey owned: Randy Moss, Vikings

Favorite athletes to watch now:
Steph Curry and Lionel Messi

Favorite food: Hawaiian foods, especially Lauau (pig wrapped in a luau leaf)

Favorite movies: *Horrible Bosses 1 and 2, Wedding Crashers*

Favorite TV show: *Shark Tank*

SEASON HIGHLIGHTS

2019 - PHILADELPHIA EAGLES (4/1)

- Named a team captain for a second straight season
- Recovered his first career fumble (forced by **Malcolm Jenkins** on Vikings RB **Alexander Mattison**) and returned the ball 29 yards to the PHI 34 with two minutes remaining in the fourth quarter at Min. (10/13/19)

2018 - PHILADELPHIA EAGLES (16/10, 2/1)

- Named a team captain for the first time in his career
- Recorded a strip-sack of Rams QB **Jared Goff** at LAR (12/16/18) forcing a fumble that was picked up by **Corey Graham** and returned 15 yards to the Rams 12. The turnover set up a TD that gave the Eagles a 30-13 lead late in the 3rd quarter



CAREER STATISTICS																			
Year	Team	GP/S	TACKLES					PASS DEFENSE						FUMBLES			DEF SNAPS		
			Total	Solo	Asst	TFL	Sacks	Int	Yds	Lg	TD	PD	OPH	FF	FR	Yds	No	Pct	
2016	Philadelphia	12/0	1	1	0	1	0.0	0	0	--	0	0	0	0	0	0	0	1	0%
2017	Philadelphia	16/0	9	8	1	0	0.0	0	0	--	0	0	0	0	0	0	85	8%	
2018	Philadelphia	16/10	34	23	11	4	1.0	1	24	24	0	1	0	1	0	0	330	32%	
2019	Philadelphia	4/1	8	4	4	1	0.0	0	0	--	0	0	1	0	1	0	127	27%	
Totals		48/11	52	36	16	6	1.0	1	24	24	0	1	1	1	1	0	---	---	
PLAYOFFS																			
2017	Philadelphia	3/0	0	0	0	0	0.0	0	0	--	0	0	0	0	0	0	0	0	0%
2018	Philadelphia	2/1	1	0	1	0	0.0	0	0	--	0	0	0	0	0	0	22	16%	
Totals		5/1	1	0	1	0	0.0	0	0	--	0	0	0	0	0	0	---	---	
ADDITIONAL STATISTICS																			
Special Teams Tackles: 35 - 2018 (11), 2017 (19), 2016 (5) Postseason Special Teams Tackles: 1 - 2018 (1) Blocked Punt: 12/17/17 at N.Y. Giants																			

SEASON HIGHLIGHTS (Continued)

- Registered a career-high 8 tackles (5 solo) at Dal. (12/9/18)
- Notched his first career INT in the team's Week 6 win at NYG (10/11/18) when he picked off a deflected **Eli Manning** pass on New York's first drive and returned the pick 24 yards to the Giants 16

2017 - PHILADELPHIA EAGLES (16/0, 3/0)

- Named a **Pro Bowl** alternate after registering a team-high 19 special teams tackles, which tied for the 3rd-most by an Eagle since 2009
- Ranked 1st on the team with 345 special teams snaps (75%)
- Made several impact special teams plays in the win at NYG (12/17/17). With the Eagles trailing 14-20 in the second quarter, blocked a punt deep in NYG territory to help set up a TD drive that gave Philadelphia a 21-20 lead. Also notched a team season-high 4 special teams tackles
- Stepped forward to handle kickoff duties following an early injury to K **Jake Elliott** at Dal. (11/19/17). Kicked off 4 times and posted 1 touchback

COLLEGE HIGHLIGHTS

- Played in 49 games (27 starts) at Eastern Illinois, where he finished his career with 236 tackles, 9.0 sacks, 6 INTs, 9 PDs, 4 FFs and 5 FRs
- Made 10 starts as a senior in 2015 and was named first-team Ohio Valley Conference after compiling 70 tackles and a career-high 6.5 sacks. Also registered an INT and set a single-season career high with 3 FRs
- Appeared in 12 games (11 starts) as a junior in 2014 and garnered first-team OVC accolades after leading the team with a career-high 97 tackles. Added 1.5 sacks, 2 FFs, 2 FRs and 3 INTs. Named OVC Defensive Player of the Week after posting 19 tackles in a win at Tennessee Tech (11/1/14)

CAREER HIGHS		
Tackles	8	12/9/18 at Dal.
Sacks	1.0	12/16/18 at LAR
INTs	1	10/11/18 at NYG
PDs	1	11/11/18 vs. Dal.
FFs	1	12/16/18 at LAR
FRs	1	10/13/19 at Min.

BIRDSEED

Grugier-Hill is the son of Elina Grugier-Hill and has three siblings: two older brothers and one older sister. Grugier-Hill started playing football as a junior in high school. He began playing because one of his best friends suggested he try out for the team. Before Grugier-Hill began playing football, he played soccer and volleyball. Grugier-Hill was a safety and punter at Kamehameha (HI) High School, where he totaled 86 tackles and 5.0 sacks as a senior in 2011 and was named first-team All-Interscholastic League.

Grugier-Hill earned his bachelor's degree in kinesiology from Eastern Illinois.



@k_grugierhill



@kamugrugierhill

TRANSACTIONS

- 2016** Drafted by NE in 6th round (208th overall)
Signed 4-year contract
- 9/3/16** Waived by NE
- 9/4/16** Acquired off waivers by PHI



2019 GAME-BY-GAME STATISTICS (PHI)

Date	Opp	GP/S	Tot	Solo	Sk	Int	PD	FF	FR	Snaps	Pct		
Sep 8	Was	W	0/0	INACTIVE (KNEE)									
Sep 15	at Atl	L	0/0	INACTIVE (KNEE)									
Sep 22	Det	L	0/0	INACTIVE (KNEE)									
Sep 26	at GB	W	1/0	0	0	0.0	0	0	0	13	16%		
Oct 6	NYJ	W	1/0	2	1	0.0	0	0	0	20	34%		
Oct 13	at Min	L	1/0	1	0	0.0	0	0	0	35	49%		
Oct 20	at Dal	L	1/1	5	3	0.0	0	0	0	59	84%		
Oct 27	at Buf												
Nov 3	Chi												
Nov 17	NE												
Nov 24	Sea												
Dec 1	at Mia												
Dec 9	NYG												
Dec 15	at Was												
Dec 22	Dal												
Dec 29	at NYG												
Totals			4/1	8	4	0.0	0	0	0	1	27%		

2018 GAME-BY-GAME STATISTICS (PHI)

Date	Opp	GP/S	Tot	Solo	Sk	Int	PD	FF	FR	Snaps	Pct	
Sep 6	Atl	W	1/0	2	2	0.0	0	0	0	28	40%	
Sep 16	at TB	L	1/1	3	0	0.0	0	0	0	22	38%	
Sep 23	Ind	W	1/1	0	0	0.0	0	0	0	9	15%	
Sep 30	at Ten	L	1/1	2	1	0.0	0	0	0	18	25%	
Oct 7	Min	L	1/1	0	0	0.0	0	0	0	20	32%	
Oct 11	at NYG	W	1/0	1	1	0.0	1	0	0	15	23%	
Oct 21	Car	L	1/0	0	0	0.0	0	0	0	9	15%	
Oct 28	at Jax	W	1/1	3	2	0.0	0	0	0	6	9%	
Nov 11	Dal	L	1/0	2	1	0.0	0	1	0	20	29%	
Nov 18	at NO	L	1/0	0	0	0.0	0	0	0	29	41%	
Nov 25	NYG	W	1/1	7	6	0.0	0	0	0	34	55%	
Dec 3	Was	W	1/1	2	2	0.0	0	0	0	23	51%	
Dec 9	at Dal	L	1/1	8	5	0.0	0	0	0	64	65%	
Dec 16	at LAR	W	1/1	4	3	1.0	0	0	1	27	36%	
Dec 23	Hou	W	1/1	0	0	0.0	0	0	0	5	8%	
Dec 30	at Was	W	1/0	0	0	0.0	0	0	0	1	2%	
Totals			16/10	34	23	1.0	1	1	1	0	330	32%

PLAYOFFS

Jan 6	at Chi	W	1/1	0	0	0.0	0	0	0	7	11%
Jan 13	at NO	L	1/0	1	0	0.0	0	0	0	15	19%
Totals			2/1	1	0	0.0	0	0	0	22	16%

2017 GAME-BY-GAME STATISTICS (PHI)

Date	Opp	GP/S	Tot	Solo	Sk	Int	PD	FF	FR	Snaps	Pct
Sep 10	at Was	W	1/0	0	0	0.0	0	0	0	0	0%
Sep 17	at KC	L	1/0	0	0	0.0	0	0	0	0	0%
Sep 24	NYG	W	1/0	0	0	0.0	0	0	0	0	0%
Oct 1	at LAC	W	1/0	0	0	0.0	0	0	0	0	0%
Oct 8	Ari	W	1/0	1	1	0.0	0	0	0	7	12%
Oct 12	at Car	W	1/0	0	0	0.0	0	0	0	0	0%
Oct 23	Was	W	1/0	0	0	0.0	0	0	0	0	0%
Oct 29	SF	W	1/0	0	0	0.0	0	0	0	0	0%
Nov 5	Den	W	1/0	1	1	0.0	0	0	0	10	16%
Nov 19	at Dal	W	1/0	0	0	0.0	0	0	0	0	0%
Nov 26	Chi	W	1/0	2	2	0.0	0	0	0	11	20%
Dec 3	at Sea	L	1/0	0	0	0.0	0	0	0	2	3%
Dec 10	at LAR	W	1/0	0	0	0.0	0	0	0	0	0%
Dec 17	at NYG	W	1/0	1	1	0.0	0	0	0	2	2%
Dec 25	Oak	W	1/0	0	0	0.0	0	0	0	0	0%
Dec 31	Dal	L	1/0	4	3	0.0	0	0	0	53	78%
Totals			16/0	9	8	0.0	0	0	0	85	8%

PLAYOFFS

Jan 13	Atl	W	1/0	0	0	0.0	0	0	0	0	0%
Jan 21	Min	W	1/0	0	0	0.0	0	0	0	0	0%
Feb 4	at NE	W	1/0	0	0	0.0	0	0	0	0	0%
Totals			3/0	0	0	0.0	0	0	0	0	0%

2016 GAME-BY-GAME STATISTICS (PHI)

Date	Opp	GP/S	Tot	Solo	Sk	Int	PD	FF	FR	Snaps	Pct
Sep 11	Cle	W	1/0	1	1	0.0	0	0	0	1	2%
Sep 19	at Chi	W	1/0	0	0	0.0	0	0	0	0	0%
Sep 25	Pit	W	1/0	0	0	0.0	0	0	0	0	0%
Oct 9	at Det	L	1/0	0	0	0.0	0	0	0	0	0%
Oct 16	at Was	L	1/0	0	0	0.0	0	0	0	0	0%
Oct 23	Min	W	1/0	0	0	0.0	0	0	0	0	0%
Oct 30	at Dal	L	0/0	INACTIVE (HAMSTRING)							
Nov 6	at NYG	L	0/0	INACTIVE (HAMSTRING)							
Nov 13	Atl	W	0/0	INACTIVE (HAMSTRING)							
Nov 20	at Sea	L	1/0	0	0	0.0	0	0	0	0	0%
Nov 28	GB	L	1/0	0	0	0.0	0	0	0	0	0%
Dec 4	at Cin	L	1/0	0	0	0.0	0	0	0	0	0%
Dec 11	Was	L	0/0	INACTIVE							
Dec 18	at Bal	L	1/0	0	0	0.0	0	0	0	0	0%
Dec 22	NYG	W	1/0	0	0	0.0	0	0	0	0	0%
Jan 1	Dal	W	1/0	0	0	0.0	0	0	0	0	0%
Totals			12/0	1	1	0.0	0	0	0	1	0%



6-5 | 265  **3rd Year**
DOB: June 14, 1995 (Age 24)

Originally selected by Carolina in the 3rd round (77th overall) of the 2017 NFL Draft, **Daeshon Hall** was signed to the Eagles' 53-man roster in Week 15 of the 2018 season. The Texas native played collegiately at Texas A&M, where he saw action in 52 games (32 starts) and produced 162 tackles, 36.5 TFL, 16 sacks and 24 QB pressures.



Lancaster,
Texas

Lancaster
High School



Texas A&M
D3-17 (77th overall)
by Carolina
Acquired: PS-Hou-18

BIRDSEED

Hall prepped at Lancaster HS in Texas, where he earned first-team All-State honors and the Class 4A Defensive Player of the Year as a senior after making 83 tackles, including 23 tackles for loss and 23 QB sacks. Hall majored in sports management at Texas A&M.

THREE-STEP DROP

First job: Basketball camp counselor

Surprisingly good at: Fishing

Favorite athletes growing up:
LeBron James, Amare Stoudemire
and DeMarcus Ware

Favorite music: Hip-hop, R&B

Favorite meal: "I dabble and dabble
in a little bit of everything."



SACK LEADERS

TEXAS A&M PLAYERS IN 2016

Myles Garrett	8.5
Daeshon Hall	4.5
Jarrett Johnson	4.5
Kingsley Keke	4.0

SEASON HIGHLIGHTS

2019 - PHILADELPHIA EAGLES (4/0)

- Registered his first sack as an Eagle when he brought down Jets QB **Luke Falk** for a 7-yard loss in the fourth quarter of the team's 10.0-sack performance (tied for 2nd-most in franchise history) in the win vs. NYJ (10/6/19)

2018 - PHILADELPHIA EAGLES (3/0, 2/0)

- Notched his first career half-sack in the win vs. Hou. (12/23/18)

COLLEGE HIGHLIGHTS

- Played in 52 games (32 starts) and produced 162 tackles, 36.5 TFL, 16 sacks, 24 quarterback pressures, 4 forced fumbles, 2 fumble recoveries, 1 INT and 3 PD
- As a senior in 2016, started 13 games. Tied for second on the team with 4.5 sacks while leading the Aggies with 12 quarterback pressures. Recorded 50 tackles and finished second on the team with 13 TFL. Accounted for 2 FF, 2 FR and 1 PD
- Started 13 games as a junior in 2015. Ranked second on the team with 14.5 TFL, seven sacks and four quarterback pressures, while posting 54 tackles, 2 FF and 2 PD



CAREER STATISTICS

Year	Team	GP/S	TACKLES					PASS DEFENSE						FUMBLES			DEF SNAPS		
			Total	Solo	Asst	TFL	Sacks	Int	Yds	Lg	TD	PD	OPH	FF	FR	Yds	No	Pct	
2017	Carolina	1/0	0	0	0	0	0.0	0	0	--	0	0	0	0	0	0	0	9	1%
2018	Philadelphia	3/0	2	2	0	0	0.5	0	0	--	0	0	1	0	0	0	16	2%	
2019	Philadelphia	4/0	3	3	0	1	1.0	0	0	--	0	0	2	0	0	0	21	4%	
Totals		8/0	4	4	0	1	1.5	0	0	--	0	0	3	0	0	0	---	---	

PLAYOFFS

2018	Philadelphia	2/0	0	0	0	0	0.0	0	0	--	0	0	0	0	0	0	7	5%
Totals		2/0	0	0	0	0	0.0	0	0	--	0	0	0	0	0	0	0	---

ADDITIONAL STATISTICS

Special Teams Tackles: 1 - 2018 (1)

CAREER HIGHS

Tackles	2	2x; last: 10/20/19 vs Dal.
Sacks	1.0	10/6/19 vs NYJ
INTs	--	---
PDs	--	---
FFs	--	---
FRs	--	---

2019 GAME-BY-GAME STATISTICS (PHI)

Date	Opp	GP/S	Tot	Solo	Sk	Int	PD	FF	FR	Snaps	Pct
Sep 8	Was	W	0/0	INACTIVE							
Sep 15	at Atl	L	0/0	INACTIVE							
Sep 22	Det	L	0/0	DID NOT PLAY							
Sep 26	at GB	W	1/0	0	0	0.0	0	0	0	2	2%
Oct 6	NYJ	W	1/0	1	1	1.0	0	0	0	7	12%
Oct 13	at Min	L	1/0	0	0	0.0	0	0	0	3	4%
Oct 20	at Dal	L	1/0	2	2	0.0	0	0	0	9	13%
Oct 27	at Buf										
Nov 3	Chi										
Nov 17	NE										
Nov 24	Sea										
Dec 1	at Mia										
Dec 9	NYG										
Dec 15	at Was										
Dec 22	Dal										
Dec 29	at NYG										
Totals			4/0	3	3	1.0	0	0	0	21	4%

COLLEGE HIGHLIGHTS (CONTINUED)

- Played in 13 games as a sophomore with five starts, and tied for second on the team with 4.5 sacks to go along with five quarterback pressures. Compiled 29 tackles and 6 TFL, which stood second on the team
- As a freshman in 2013, played in 13 games with one start and notched 29 tackles, 3 TFL, 3 QBP and 1 INT

TRANSACTIONS

- 2017** Drafted by CAR in 3rd round (77th overall)
Signed 4-year contract
- 9/1/18** Cut by CAR
- 9/6/18** Signed by SF to practice squad
- 9/25/18** Signed by HOU to active roster
- 10/20/18** Cut by HOU
- 10/23/18** Signed by HOU to practice squad
- 12/11/18** Signed by PHI to active roster





6-4 | 334  **Rookie**

DOB: Oct. 7, 1994 (Age 24)



**Honolulu,
Hawaii**

**Saint Louis
School**



Stanford

UDFA ('19) by Philadelphia



A 2019 undrafted free agent, **Nate Herbig** became one of just two UDFA's to make Philadelphia's 53-man roster out of training camp. Herbig played in 33 games during his collegiate career at Stanford, earning All-Pac-12 honors (second team) as a junior in 2018 and as a sophomore in 2017 (first team). In 2016, he became the first true freshman to start on the offensive line since 2012, and just the second true freshman to do so since 2000.

COLLEGE HIGHLIGHTS

- As a junior in 2018, played in 7 games (all starts), opening 6 contests at RG and 1 at RT. Earned second-team All-Pac-12 honors and was named preseason first team All-America by the *Associated Press*. Was also named to the Outland Trophy watch list
- Played in 13 games as a sophomore in 2017 and earned first-team All-Pac-12 honors
- In 2016, became the first true freshman to start on the offensive line since 2012, and just the second true freshman to do so since 2000

TRANSACTIONS

2019 Signed by PHI as UDFA

BIRDSEED

Played at the Saint Louis School in Honolulu, HI, where he earned first-team all-state and all-conference accolades. Helped lead the Crusaders to a pair of conference titles.

Is the son of Bruce and Robyn Herbig and has two brothers, Jake and Nick. Nick currently plays outside linebacker for the Saint Louis Crusaders and recently committed to the University of Wisconsin.

Originally born in Lihue, HI, Herbig moved from Kauai to Oahu during high school.

THREE-STEP DROP

First job: Selling lemonade in his front yard

Surprisingly good at: Floating in water

Bucket list: Travel to Italy

Favorite meal: "My mom's fried chicken."

Favorite music: Rap

Moment left starstruck: Meeting Jason Peters

CAREER STATISTICS

			OFF SNAPS	
Year	Team	GP/S	No	Pct
2019	Philadelphia	0/0	0	0%
Totals		0/0	---	---



6-4 | 221  **3rd Year**
DOB: Sept. 16, 1993 (Age 26)

Rockville, Maryland

Wootton High School



North Carolina
D4a-17 (118th overall)
by Philadelphia

HIGHEST RECEIVING AVG.

EAGLES ROOKIES SINCE 2000

21.1	Hank Baskett (2006)
14.7	DeSean Jackson (2008)
14.1	Mack Hollins (2017)
13.8	Jeremy Maclin (2009)
13.5	Freddie Mitchell (2001)

(min. 15 receptions)

Hollins ranked 3rd in the NCAA with 22.9 yards per reception from 2015-16, including an NCAA-high 24.8 receiving average in 2015.

THREE-STEP DROP

Dream job: Own a world-renowned aquarium

Interesting pets: Owned a python and boa during college and bred African Cichlid fish in high school. "My dad had a lion growing up, so we've had it all."

Favorite TV shows: Good Times, Sanford & Son



2017

Originally drafted by Philadelphia in the 4th round (118th overall) of the 2017 NFL Draft, Mack Hollins caught 16 passes for 226 yards (14.1 avg.) and 1 TD during his rookie season. Hollins played collegiately at North Carolina, where he set the UNC career record for yards per catch (20.6 avg.) and ranks 3rd on the school's all-time list for receiving TDs (20).

HIGHEST CATCH RATE

NFL ROOKIE WIDE RECEIVERS IN 2017

JuJu Smith-Schuster (Pit.)	73.4%
Mack Hollins (Phi.)	72.7%
Trent Taylor (SF)	71.7%
Cooper Kupp (LAR)	66.0%
Chris Godwin (TB)	61.8%

(min. 15 receptions)

MOST YARDS PER TARGET

NFL ROOKIES IN 2017

JuJu Smith-Schuster (Pit.)	11.6
O.J. Howard (TB)	11.1
Mack Hollins (Phi.)	10.3
Kenny Golladay (Det.)	9.9
Chris Godwin (TB)	9.5

(min. 15 receptions)

SEASON HIGHLIGHTS

2019 - PHILADELPHIA EAGLES (3/1)

- Played a career-high 69 offensive snaps (85%) and logged a career-high 5 catches for 50 yards at Atl. (9/15/19)
- Totaled 4 receptions for 62 yards (15.5 avg.) vs. Det. (9/22/19). His 62 receiving yards marked the 2nd-highest single-game total of his career (64 yards on 10/23/17 vs. Washington)

2017 - PHILADELPHIA EAGLES (16/0, 3/0)

- Produced 14.1 yards per reception, which is the 3rd-highest mark by an Eagles rookie since 2000, behind **Hank Baskett** in 2006 (21.1) and **DeSean**



CAREER STATISTICS									
Year	Team	GP/S	RECEIVING					OFF SNAPS	
			Rec	Yds	Avg	Lg	TD	No	Pct
2017	Philadelphia	16/0	16	226	14.1	64t	1	287	25%
2018	Philadelphia	0/0	PLACED ON IR (GROIN) ON 9/6/18						
2019	Philadelphia	7/2	10	125	12.5	20	0	294	60%
Totals		23/2	26	351	13.5	64t	1	---	---
PLAYOFFS									
2017	Philadelphia	3/0	1	9	9.0	9	0	48	23%
2018	Philadelphia	0/0	PLACED ON IR (GROIN) ON 9/6/18						
Totals		3/0	1	9	9.0	9	0	---	---
ADDITIONAL STATISTICS									
Special Teams Tackles: 5 - 2017 (5)									
Miscellaneous Fumble Recovery: 1 on 12/31/17 vs. Dal.									

CAREER HIGHS		
Receptions	5	9/15/19 at Atl.
Receiving Yards	64	10/23/17 vs. Was.
Receiving Long	64t	10/23/17 vs. Was.
Receiving TDs	1	10/23/17 vs. Was.

WALK-ON STORY

Hollins, who was a four-time special teams captain at North Carolina, joined the Tar Heels football team as a walk-on and finished his career as one of the top receivers in school history, totaling 81 receptions for 1,667 yards (20.6 avg.) and 20 TDs. Hollins credits taking advantage of special teams opportunities for leading to his on-field success in college.

EXOTIC ANIMALS

Hollins, whose dream job is to own a world-renowned aquarium, has been interested in exotic animals for quite some time. He is the owner of two snakes – a Ball Python and a Sunglow Boa – and has previously owned turtles. He also bred African Cichlid fish in high school.

BIRDSEED

Hollins is the son of Karyn and Richard Hollins. Hollins prepped at Wootton HS (Rockville, MD), where he played wide receiver and on defense and also participated in basketball and lacrosse. He also spent a postgrad semester at Fork Union Military Academy (Fork Union, VA). Hollins graduated from the University of North Carolina with a degree in exercise and sport science.

@mackhollins @mackhollins

2019 GAME-BY-GAME STATISTICS (PHI)										
Date	Opp	GP/S	RECEIVING					SNAPS		
			Rec	Yds	Avg	Lg	TD	No	Pct	
Sep 8	Was	W	1/0	0	0	---	--	0	10	14%
Sep 15	at Atl	L	1/0	5	50	10.0	17	0	69	85%
Sep 22	Det	L	1/1	4	62	15.5	20	0	75	99%
Sep 26	at GB	W	1/0	1	13	13.0	13	0	40	65%
Oct 6	NYJ	W	1/1	0	0	---	--	0	31	46%
Oct 13	at Min	L	1/0	0	0	---	--	0	39	60%
Oct 20	at Dal	L	1/0	0	0	---	--	0	30	49%
Oct 27	at Buf									
Nov 3	Chi									
Nov 17	NE									
Nov 24	Sea									
Dec 1	at Mia									
Dec 9	NYG									
Dec 15	at Was									
Dec 22	Dal									
Dec 29	at NYG									
Totals			7/2	10	125	12.5	20	0	294	60%



SEASON HIGHLIGHTS (Continued)

Jackson in 2008 (14.7) (min. 15 receptions)

- Ranked 2nd among NFL rookie WRs in catch rate (72.7%), trailing only **JuJu Smith-Schuster** (73.4%) (min. 15 receptions)
- Averaged the 3rd-most yards per target (10.3) among NFL rookies, behind **JuJu Smith-Schuster** (11.6) and **O.J. Howard** (11.1) (min. 15 receptions)
- Caught a 64-yard TD in the 34-24 *Monday Night Football* victory vs. Was. (10/23/17), marking the longest TD reception by an Eagles rookie since **Hank Baskett** (89-yard TD) on 12/31/06 vs. Atlanta

COLLEGE HIGHLIGHTS

- Came to UNC as a walk-on and finished his career as one of the top receivers in school history. Totaled 81 receptions for 1,667 yards (20.6 avg.) and 20 TDs
- Set the UNC career record for yards per reception and ranked 3rd on the school's all-time list for receiving TDs. Led the NCAA with a career-high 24.8 yards per reception (24.8 avg.) as a junior in 2015

TRANSACTIONS

- 2017** Drafted by PHI in 4th round (118th overall)
Signed 4-year contract
- 9/6/18** Placed on Injured Reserve (groin)

RB JORDAN HOWARD 24



6-0 | 224  **4th Year**
DOB: Nov. 2, 1994 (Age 24)

 **Gardendale, Alabama**

Gardendale High School



Indiana
D5-16 (150th overall)
by Chicago
Acquired: T-Chi-19



Jordan Howard was acquired by the Eagles in a trade with the Bears during the 2019 offseason. The 24-year-old Pro Bowler was originally a 5th-round draft choice (150th overall) by Chicago in 2016 and is one of only three NFL RBs with 3,400+ rushing yards (3,717) since 2016, joining Ezekiel Elliott (4,650) and Todd Gurley (3,752). Howard and Gurley were the only NFL RBs to record 9+ rushing TDs in both the 2018 and 2019 seasons.

MOST RUSHING YARDS

NFL RUNNING BACKS SINCE 2016

Ezekiel Elliott	4,650
Todd Gurley	3,752
Jordan Howard	3,717
Mark Ingram	3,282
LeSean McCoy	3,241

THREE CONSECUTIVE SEASONS WITH 900+ RUSHING YARDS

NFL RUNNING BACKS (2016-18)



EZEKIEL ELLIOTT

JORDAN HOWARD

MOST RUSHING TDs

NFL RUNNING BACKS SINCE 2017

35	Todd Gurley
25	Mark Ingram
23	Alvin Kamara
22	Jordan Howard
22	Derrick Henry
20	Aaron Jones

THREE-STEP DROP

Bucket list: Travel to Greece

Surprisingly good at: "Well, I am going to learn the piano, so let's go with that, whenever I learn it."

If he could play another sport: Baseball

Favorite athlete growing up: Allen Iverson

Moment left starstruck: "When I met Allen Iverson at my first Sixers game."

Favorite meal: Spaghetti

Favorite music: Hip-hop

CAREER HIGHLIGHTS

- In 2017, became the first Bear to rush for 1,000+ yards in each of his first two seasons. Also became the fastest Bear to reach 2,000+ career rushing yards (24 games), doing so in fewer games than **Walter Payton** (26) and **Gale Sayers** (28)
- Earned his first career **Pro Bowl** nod and was named to the PFWA **All-Rookie Team** in 2016. Became the first Bears rookie running back to be voted to the Pro Bowl since **Gale Sayers** in 1965
- Finished the 2016 season with the 2nd-most rushing yards (career-high 1,313) in the NFL, trailing only **Ezekiel Elliott** (1,631). Marked the first time since the 1970 merger that two rookies finished in the Top 2 in the NFL in rushing yardage



CAREER STATISTICS

Year	Team	GP/S	RUSHING					RECEIVING					OFF SNAPS		
			Att	Yds	Avg	Lg	TD	Rec	Yds	Avg	Lg	TD	TYS	No	Pct
2016	Chicago	15/13	252	1,313	5.2	69	6	29	298	10.3	34	1	1,611	654	65%
2017	Chicago	16/16	276	1,122	4.1	53	9	23	125	5.4	12	0	1,247	576	58%
2018	Chicago	16/15	250	935	3.7	42	9	20	145	7.3	18	0	1,080	624	58%
2019	Philadelphia	7/2	77	347	4.5	19	4	8	53	7.6	20t	1	400	186	38%
Totals		54/46	855	3,717	4.4	69	28	80	621	7.8	34	2	4,338	---	---

PLAYOFFS

2018	Chicago	1/1	10	35	3.5	12	0	0	0	---	--	0	35	22	34%
Totals		1/1	10	35	3.5	12	0	0	0	---	--	0	35	---	---

ADDITIONAL STATISTICS

Fumbles/Lost: 5/3 - 2018 (2/1), 2017 (1/1), 2016 (2/1)

CAREER HIGHS

Rush Attempts	36	10/15/17 at Bal.
Rushing Yards	167	10/15/17 at Bal.
Rushing Long	69	10/31/16 vs. Min.
Rushing TDs	3	12/4/16 vs. SF
Receptions	5	2x, last: 9/9/18 at GB
Receiving Yards	49	10/31/16 vs. Min.
Receiving Long	34	10/31/16 vs. Min.
Receiving TDs	1	2x, last: 9/26/19 at GB
Scrimmage Yards	202	10/31/16 vs. Min.

NOTES TO KNOW

- Ranks 3rd in the NFL in rushing yards (3,717) since 2016, trailing only **Ezekiel Elliott** (4,650) and **Todd Gurley** (3,752). Joined Elliott as the only NFL RBs to record 900+ rushing yards in each of the last three seasons (2016-18)
- Has registered the 2nd-most rushes of 10+ yards (104) in the NFL since 2016, behind **Ezekiel Elliott** (130)
- Has the 4th-most rushing TDs (22) in the NFL since 2017, trailing only **Todd Gurley** (35), **Mark Ingram** (25) and **Alvin Kamara** (23). Howard and Gurley are the only NFL RBs with 9+ rushing TDs in 2017 and 2018

SEASON HIGHLIGHTS

2019 - PHILADELPHIA EAGLES (7/2)

- Paced the Eagles' rushing attack with 62 yards and 1 TD on 13 carries (4.8 avg.) in the win vs. NYJ (10/6/19). Became the first Eagles RB with 5+ offensive TDs in a 3-game span since **LeSean McCoy** from 12/1/11-12/18/11 (also 5 TDs). Is the first Eagle to rush for a TD in 3 straight games since **Ryan Mathews** from 10/30/16-11/13/16
- Led the Eagles with a season-high 87 rushing yards and combined for a career-high-tying 3 offensive TDs (2 rushing, 1 receiving) in the win at GB (9/26/19). Became just the third Eagles RB with 3 offensive TDs in a single game since 2010, joining **Corey Clement** (11/5/17 vs. Den.) and **LeSean McCoy** (12/18/11 vs. NYJ and 9/19/10 at Det.). Only two visiting players in NFL history have recorded 2+ rushing TDs and 1+ receiving TD against the Packers at Lambeau Field: Howard and **Willie Galimore** (9/28/58 with Chicago)



BIRDSEED

Howard played running back at Gardendale (AL) High School, where he collected 2,876 yards on 380 attempts in his two varsity seasons, including 1,388 yards and 21 TDs in 10 games as a senior. Howard was named the *Birmingham News North*/East Player of the Year and also received 2011 Honorable Mention All-State accolades.



@JHowardx24



@jh



2019 GAME-BY-GAME STATISTICS (PHILADELPHIA)

Date	Opp		GP/S	RUSHING					RECEIVING					SNAPS		
				Att	Yds	Avg	Lg	TD	Rec	Yds	Avg	Lg	TD	TYS	No	Pct
Sep 8	Was	W	1/0	6	44	7.3	17	0	2	11	5.5	6	0	55	17	23%
Sep 15	at Atl	L	1/0	8	18	2.3	5	0	1	8	8.0	8	0	26	35	22%
Sep 22	Det	L	1/0	11	37	3.4	11	1	0	0	---	--	0	37	25	33%
Sep 26	at GB	W	1/0	15	87	5.8	19	2	3	28	9.3	20t	1	115	33	53%
Oct 6	NYJ	W	1/0	13	62	4.8	15	1	0	0	---	--	0	62	29	43%
Oct 13	at Min	L	1/1	13	49	3.8	12	0	0	0	---	--	0	49	41	63%
Oct 20	at Dal	L	1/1	11	50	4.5	16	0	2	6	3.0	9	0	56	23	38%
Oct 27	at Buf															
Nov 3	Chi															
Nov 17	NE															
Nov 24	Sea															
Dec 1	at Mia															
Dec 9	NYG															
Dec 15	at Was															
Dec 22	Dal															
Dec 29	at NYG															
Totals			7/2	77	347	4.5	19	4	8	53	7.6	20t	1	400	186	38%

100+ YARD RUSHING GAMES (14)

Date	Opponent	Yds
10/15/17	at Baltimore Ravens (W, 27-24)	167
10/31/16	vs. Minnesota Vikings (W, 20-10)	153
12/10/17	at Cincinnati Bengals (W, 33-7)	147
9/24/17	vs. Pittsburgh Steelers (W, 23-17)	140
1/1/17	at Minnesota Vikings (L, 10-38)	135
11/19/17	vs. Detroit Lions (L, 24-27)	125
12/24/16	vs. Washington Redskins (L, 21-41)	119
10/9/16	at Indianapolis Colts (L, 23-29)	118
12/4/16	vs. San Francisco 49ers (W, 26-6)	117
10/2/16	vs. Detroit Lions (W, 17-14)	111
12/30/18	at Minnesota Vikings (W, 24-10)	109
10/29/17	at New Orleans Saints (L, 12-20)	102
12/9/18	vs. Los Angeles Rams (W, 15-6)	101
11/13/16	at Tampa Bay Buccaneers (L, 10-36)	100

MULTI-TOUCHDOWN GAMES (7)

Date	Opponent	TDs
9/26/19	at Green Bay Packers (W, 34-27)	3
12/4/16	vs. San Francisco 49ers (W, 26-6)	3
12/30/18	at Minnesota Vikings (W, 24-10)	2
11/4/18	at Buffalo Bills (W, 41-9)	2
12/24/17	vs. Cleveland Browns (W, 20-3)	2
12/10/17	at Cincinnati Bengals (W, 33-7)	2
9/24/17	vs. Pittsburgh Steelers (W, 23-17)	2

SEASON HIGHLIGHTS (Continued)

- Capped a 9-play, 75-yard scoring drive with a 1-yard TD plunge to help the Eagles reclaim the lead, 10-7, in the first quarter vs. Det. (9/22/19). Marked his first TD as an Eagle and first overall since a multi-TD performance (2 rushing TDs) on 12/30/18 at Minnesota with Chicago

2018 - CHICAGO BEARS (16/15, 1/1)

- Led the Bears with 935 rushing yards and posted a career-high-tying 9 rushing TDs for the second straight season
- Totaled 88 carries for 399 yards (4.53 avg.) and 4 TDs over the last 5 games of the regular season, including two 100+ yard performances. Rushed for 101 yards vs. LAR (12/9/18) and 109 yards at Min. (12/30/18)

2017 - CHICAGO BEARS (16/16)

- Ranked 6th in the NFL with 1,122 rushing yards, behind **Kareem Hunt** (1,327), **Todd Gurley** (1,305), **Le'Veon Bell** (1,291), **LeSean McCoy** (1,138) and **Mark Ingram** (1,124)
- Became the first Bear to rush for 1,000+ yards in each of his first two seasons. Also became the fastest Bear to reach 2,000+ career rushing yards (24 games)
- Tied with **Le'Veon Bell** and **Leonard Fournette** for the 3rd-most rushing TDs (career-high 9) in the NFL, trailing only **Todd Gurley** (13) and **Mark Ingram** (12)



6-3 | 305  **Rookie**

DOB: June 27, 1997 (Age 22)

**Orangeburg,
South Carolina**



**Orangeburg-Wilkinson
High School**



**Clemson
UDFA ('19) by
Houston
Acquired:
PS-Hou-19**

**Huggins was a
member of two
CFP National
Championship
teams (2016, '18)
at Clemson.**

COLLEGE HIGHLIGHTS

- Completed his Clemson career with 83 tackles, 11.5 TFLs, 7.0 sacks and 25 QB pressures over 46 games (4 starts)
- As a senior in 2018, credited with 30 tackles, 3 TFLs and 2.5 sacks over 15 games (2 starts). Contributed a tackle in a start as Clemson held No. 3 Notre Dame to 3 points in the Cotton Bowl. Started again in the National Championship Game vs. No. 1 Alabama, recording 5 tackles
- Had 21 tackles, 5 TFLs, 1.5 sacks and 5 QB pressures over 13 games (2 starts) as a junior in 2017. Posted 4 tackles, 2 TFLs, 1.0 sack and 2 QB pressures in his first career start vs. Florida State. Registered a half-sack against No. 7 Miami (FL) in the ACC Championship Game



Albert Huggins was signed to the Eagles' 53-man roster from the Texans practice squad during Week 8 of the 2019 season. Originally an undrafted rookie free agent with Houston 2019, Huggins was a member of two CFP National Championship teams at Clemson University. Huggins finished his collegiate career with 83 tackles, 11.5 TFLs, 7.0 sacks and 25 QB pressures in 46 games.

**In 46 career games
at Clemson, Huggins
totaled 83 tackles, 11.5
TFLs, 7.0 sacks and 25
QB pressures.**

**Over his final two
seasons (2017-18)
with the Tigers,
Huggins combined
for 4.5 sacks and
10.0 TFLs.**

BIRDSEED

Huggins prepped at Orangeburg-Wilkinson (SC) High School, where he was a first-team All-America selection by Parade as a senior. Huggins earned his bachelor's degree in parks, recreation and tourism management.

- Posted 20 tackles and 3.0 sacks in 13 games as a sophomore in 2016. Notched 2.0 sacks in the win over Louisville. Assisted on a tackle and had 2 QB pressures in the 31-0 win over Ohio State in the Fiesta Bowl
- Registered 12 tackles over 5 games as a freshman in 2015

TRANSACTIONS

- 2019** Signed by HOU as UDFA
- 8/31/19** Waived by HOU
- 9/21/19** Signed by HOU to practice squad
- 10/21/19** Signed by PHI from HOU practice squad



CAREER STATISTICS

Year	Team	GP/S	TACKLES					PASS DEFENSE						FUMBLES			DEF SNAPS			
			Total	Solo	Asst	TFL	Sacks	Int	Yds	Lg	TD	PD	QPH	FF	FR	Yds	No	Pct		
2019	Philadelphia	0/0	0	0	0	0	0.0	0	0	--	0	0	0	0	0	0	0	0	0%	
Totals		0/0	0	0	0	0	0.0	0	0	--	0	0	0	0	0	0	0	0	---	---

CAREER HIGHS

Tackles	--	---
Sacks	--	---
INTs	--	---
PDs	--	---
FFs	--	---
FRs	--	---

2019 GAME-BY-GAME STATISTICS (HOU & PHI)

Date	Opp	GP/S	Tot	Solo	Sk	Int	PD	FF	FR	Snaps	Pct
TEXANS PRACTICE SQUAD											
TEXANS PRACTICE SQUAD											
TEXANS PRACTICE SQUAD											
TEXANS PRACTICE SQUAD											
TEXANS PRACTICE SQUAD											
TEXANS PRACTICE SQUAD											
TEXANS PRACTICE SQUAD											
Oct 27	at Buf										
Nov 3	Chi										
Nov 17	NE										
Nov 24	Sea										
Dec 1	at Mia										
Dec 9	NYG										
Dec 15	at Was										
Dec 22	Dal										
Dec 29	at NYG										
Totals		0/0	0	0	0.0	0	0	0	0	---	---



WR DESEAN JACKSON 10



5-10 | 175  **12th Year**

DOB: Dec. 1, 1986 (Age 32)



Long Beach, California

Long Beach Polytechnic High School



Cal

California

**D2b-08 (49th overall)
by Philadelphia
Acquired: T-TB-19**

AP
2009

PRO BOWL
2010

PRO BOWL
2011

PRO BOWL
2014



Originally selected by Philadelphia in the 2nd round (49th overall) of the 2008 NFL Draft, **DeSean Jackson** rejoined the Eagles following a trade with Tampa Bay during the 2019 offseason. Jackson has posted the most 60+ yard TDs (24) in NFL history and ranks 6th all-time in yards per reception (17.5) (min. 500 receptions). Among active players, the three-time Pro Bowler also ranks 5th in career receiving yards (10,415).

YARDS PER RECEPTION

NFL PLAYERS IN 2018

DeSean Jackson (TB)	18.9
Josh Gordon (Cle. & NE)	18.0
Mike Evans (TB)	17.7
John Brown (Bal.)	17.0
Tyreek Hill (Kc)	17.0

NFL HISTORY

Stanley Morgan (1977-90)	19.2
Lance Alworth (1962-72)	18.9
Don Maynard (1958-73)	18.7
James Lofton (1978-93)	18.3
Harold Jackson (1968-83)	17.9
DeSean Jackson (2008-)	17.5


(min. 500 receptions)

MOST 60+ YARD TOUCHDOWNS

NFL HISTORY



DESEAN JACKSON
24




JERRY RICE
23



DEVIN HESTER
21

MOST 50+ YARD TOUCHDOWNS


NFL HISTORY



JERRY RICE
36



DESEAN JACKSON
31



RANDY MOSS
29

CAREER RECEIVING YARDS

ACTIVE NFL PLAYERS

Larry Fitzgerald	16,718
Jason Witten	12,711
Julio Jones	11,291
Antonio Brown	11,263
DeSean Jackson	10,415

EAGLES ALL-TIME HISTORY

Harold Carmichael (1971-83)	8,978
Pete Retzlaff (1956-66)	7,412
Mike Quick (1982-90)	6,464
DeSean Jackson (2008-)	6,271
Pete Pihos (1947-55)	5,619

Jackson's 37 career games with 100+ receiving yards are the 4th-most among active NFL players, behind Julio Jones (52), Larry Fitzgerald (49) and Antonio Brown (42).



CAREER STATISTICS

Year	Team	GP/S	RECEIVING					OFF SNAPS	
			Rec	Yds	Avg	Lg	TD	No	Pct
2008	Philadelphia	16/15	62	912	14.7	60	2	N/A	N/A
2009	Philadelphia	15/15	62	1,156	18.6	71t	9	N/A	N/A
2010	Philadelphia	14/14	47	1,056	22.5	91t	6	N/A	N/A
2011	Philadelphia	15/15	58	961	16.6	62t	4	N/A	N/A
2012	Philadelphia	11/11	45	700	15.6	77t	2	700	62%
2013	Philadelphia	16/16	82	1,332	16.2	61t	9	987	89%
2014	Washington	15/13	56	1,169	20.9	81t	6	755	72%
2015	Washington	9/9	30	528	17.6	77t	4	359	34%
2016	Washington	15/15	56	1,005	17.9	80t	4	706	67%
2017	Tampa Bay	14/13	50	668	13.4	41	3	609	56%
2018	Tampa Bay	12/10	41	774	18.9	75t	4	452	41%
2019	Philadelphia	2/2	8	154	19.3	53t	2	62	13%
Totals		153/147	597	10,415	17.5	91t	55	---	---

PLAYOFFS

2008	Philadelphia	3/3	11	207	18.8	62t	1	N/A	N/A
2009	Philadelphia	1/1	3	14	4.7	6	1	N/A	N/A
2010	Philadelphia	1/1	2	47	23.5	28	0	N/A	N/A
2013	Philadelphia	1/1	3	53	17.7	40	0	49	84%
2015	Washington	1/1	2	17	8.5	14	0	52	72%
Totals		7/7	21	338	16.1	62t	2	---	---

ADDITIONAL STATISTICS

Fumbles/Lost: 15/6 - 2015 (1/1), 2013 (1/0), 2012 (1/0), 2011 (1/1), 2010 (4/1), 2009 (3/1), 2008 (4/2) **Postseason:** 1/1 - 2008 (1/1)

Rushing: 70-447-4 - 2018 (6-29-1), 2017 (3-38), 2014 (4-7), 2013 (3-2), 2012 (3--7), 2011 (7-41), 2010 (16-104-1), 2009 (11-137-1), 2008 (17-96-1)
Postseason: 1-2 - 2008 (1-2)

Punt Returns: 139-1,313-4 - 2018 (5-24), 2015 (2--5), 2014 (1-0), 2013 (14-71), 2012 (1--3), 2011 (17-114), 2010 (20-231-1), 2009 (29-441-2), 2008 (50-440-1)
Postseason: 11-174 - 2013 (1-29), 2010 (1-14), 2009 (2-9), 2008 (7-122)

Kickoff Returns: 5-37 - 2015 (1-8), 2013 (1-10), 2011 (1-7), 2009 (1-0), 2008 (1-12)



CAREER HIGHS

Receptions	10	12/15/13 at Min.
Receiving Yards	210	12/12/10 at Dal.
Receiving Long	91t	12/12/10 at Dal.
Receiving TDs	2	3x, last: 9/8/19 vs. Was.
Rush Attempts	3	3x, last: 11/7/10 vs. Ind.
Rushing Yards	67	10/26/09 at Was.
Rushing Long	67t	10/26/09 at Was.
Rushing TDs	1	4x, last: 10/21/18 vs. Cle.
Scrimmage Yards	216	12/12/10 at Dal.
Punt Returns	8	9/7/08 vs. StL
Punt Return Yards	109	1/4/09 at Min. (WC)
Punt Return Long	85t	9/13/09 at Car.
Punt Return TDs	1	4x, last: 12/19/10 at NYG
All-Purpose Yards	261	12/13/09 at NYG

CAREER HIGHLIGHTS

- Is a three-time **Pro Bowl** selection (2010, 2011, 2014) and 2009 *Associated Press* **All-Pro** honoree. In 2009, became the first player in NFL history to earn a **Pro Bowl** berth at two different positions (WR and RS) in the same year
- Has led the NFL in yards per reception four times in his career: 2018 (18.9), 2016 (17.9), 2014 (20.9), 2010 (22.5)
- Joins **Mike Quick** (1982-90) and **Harold Carmichael** (1971-83) as the only players in Eagles history to register at least three seasons with 1,000+ receiving yards
- Posted a career-high 1,332 receiving yards in 2013, which marks the 2nd-highest single-season total in franchise history, trailing only **Mike Quick** in 1983 (1,409)
- Is tied with **Darren Sproles** for the most punt return TDs (4) in franchise history
- Recorded one of the most memorable plays in franchise history, known by Eagles fans as the "*Miracle at the New Meadowlands*" – a game-winning, 65-yard punt return TD as time expired on 12/19/10 at N.Y. Giants

NOTES TO KNOW

- Has produced the most 60+ yard TDs (24) in NFL history and ranks 2nd in 50+ yard TDs (31), trailing only **Jerry Rice** (36, 1985-2004)
- Owns the 6th-highest career receiving average (17.5) in NFL history, trailing only **Stanley Morgan** (19.2, 1977-90), **Lance Alworth** (18.9, 1962-72), **Don Maynard** (18.7, 1958-73), **James Lofton** (18.3, 1978-93) and **Harold Jackson** (17.9, 1968-83) (min. 500 receptions)
- Among active players, ranks 5th in career receiving yards (10,415), behind **Larry Fitzgerald** (16,718), **Jason Witten** (12,711), **Julio Jones** (11,291) and **Antonio Brown** (11,263)
- Ranks 4th in Eagles history with 6,271 receiving yards, trailing only **Harold Carmichael** (8,978, 1971-83), **Pete Retzlaff** (7,412, 1956-66) and **Mike Quick** (6,464, 1982-90)
- Leads the NFL in 40+ yard receptions (65) since 2008



2019 GAME-BY-GAME STATISTICS (PHI)

Date	Opp	GP/S	RECEIVING					SNAPS		
			Rec	Yds	Avg	Lg	TD	No	Pct	
Sep 8	Was	W 1/1	8	154	19.3	53t	2	51	69%	
Sep 15	at Atl	L 1/1	0	0	---	--	0	11	14%	
Sep 22	Det	L 0/0	INACTIVE (ABDOMEN)							
Sep 26	at GB	W 0/0	INACTIVE (ABDOMEN)							
Oct 6	NYJ	W 0/0	INACTIVE (ABDOMEN)							
Oct 13	at Min	L 0/0	INACTIVE (ABDOMEN)							
Oct 20	at Dal	L 0/0	INACTIVE (ABDOMEN)							
Oct 27	at Buf									
Nov 3	Chi									
Nov 17	NE									
Nov 24	Sea									
Dec 1	at Mia									
Dec 9	NYG									
Dec 15	at Was									
Dec 22	Dal									
Dec 29	at NYG									
Totals		2/2	8	154	19.3	53t	2	62	13%	

2018 GAME-BY-GAME STATISTICS (TB)

Date	Opp	GP/S	RECEIVING					SNAPS		
			Rec	Yds	Avg	Lg	TD	No	Pct	
Sep 9	at NO	W 1/1	5	146	29.2	58t	2	20	30%	
Sep 16	Phi	W 1/1	4	129	32.3	75t	1	34	59%	
Sep 24	Pit	L 1/1	3	37	12.3	17	0	42	58%	
Sep 30	at Chi	L 1/1	5	112	22.4	48	0	39	62%	
Oct 14	at Atl	L 1/1	4	77	19.3	21	0	34	52%	
Oct 21	Cle	W 1/0	2	25	12.5	14	0	43	45%	
Oct 28	at Cin	L 1/1	3	68	22.7	60t	1	46	52%	
Nov 4	at Car	L 1/1	2	32	16.0	20	0	32	48%	
Nov 11	Was	L 1/1	5	67	13.4	24	0	44	64%	
Nov 18	at NYG	L 1/1	4	38	9.5	20	0	53	75%	
Nov 25	SF	W 1/1	3	19	6.3	14	0	36	49%	
Dec 2	Car	W 0/0	INACTIVE (THUMB)							
Dec 9	NO	L 0/0	INACTIVE (THUMB)							
Dec 16	at Bal	L 0/0	INACTIVE (THUMB)							
Dec 23	at Dal	L 1/0	1	24	24.0	24	0	29	36%	
Dec 30	Atl	L 0/0	INACTIVE (ACHILLES)							
Totals		12/10	41	774	18.9	75t	4	452	41%	



SEASON HIGHLIGHTS

2019 - PHILADELPHIA EAGLES (2/2)

- Led the Eagles offense with 8 receptions for 154 yards (19.3 avg.) and 2 TDs (51 and 53 yards) in the win vs. Was. (9/8/19). Became just fourth player in team history to catch multiple 50+ yard TDs in a single game, joining **Tommy Brown** (12/16/62 at StL), **Ben Hawkins** (12/3/67 at Was.) and **Tommy McDonald** (12/18/60 at Was.; 12/16/62 at StL)
- At 32 years, 281 days old, became the 3rd-oldest player in NFL history to record multiple 50+ yard receiving TDs in a single game, trailing only **Don Maynard** (34 years, 268 days on 10/20/69 vs. Hou.) and **Jim Doran** (33 years, 44 days on 9/24/60 vs. Pit.)
- His 154-yard performance against the Redskins marked his 6th career opening day game with 100+ receiving yards, which is tied with **Michael Irvin** (1988-99) for the most such games in NFL history

2018 - TAMPA BAY BUCCANEERS (12/10)

- Led the NFL in yards per reception (18.9 avg.) for the fourth time in his career. Marked his highest receiving average since 2014 (20.4) with Washington

2017 - TAMPA BAY BUCCANEERS (14/13)

- Totaled 50 receptions for 668 yards (13.4 avg.) and 3 TDs in his debut season with the Buccaneers

2016 - WASHINGTON REDSKINS (15/15)

- Ranked 1st in the NFL in yards per reception (17.9 avg.) for the third time in his career. Also led the team in receiving yards per game (67.0) and produced his fifth career season with 1,000+ receiving yards (1,005)

TOP-10 RECEIVING GAMES

Date	Opponent	Yds
12/12/10	at Dallas Cowboys (W, 30-27)	210
12/15/13	at Minnesota Vikings (L, 30-48)	195
9/15/13	vs. San Diego Chargers (L, 30-33)	193
12/13/09	at New York Giants (W, 45-38)	178
10/2/11	vs. San Francisco 49ers (L, 23-24)	171
10/6/14	vs. Seattle Seahawks (L, 17-27)	157
9/8/19	vs. Washington Redskins (W, 32-27)	154
12/20/15	vs. Buffalo Bills (W, 35-25)	153
9/26/10	at Jacksonville Jaguars (W, 28-3)	153
11/3/13	at Oakland Raiders (W, 49-20)	150

DT MALIK JACKSON 97



6-5 | 290  **8th Year**
DOB: Jan. 11, 1990 (Age 29)



**Van Nuys,
California**

**Birmingham
High School**



Tennessee

**D5-12 (137th overall)
by Denver
Acquired: FA-19**

MOST GAMES PLAYED

NFL DEFENSIVE TACKLES (2012-18)

121	Malik Jackson
117	Ndamukong Suh
116	Dontari Poe
115	Fletcher Cox
114	Akiem Hicks
114	Ricky Jean Francois

(including playoffs)

MOST CONSECUTIVE GAMES PLAYED

NFL DEFENSIVE TACKLES (LEADING INTO 2019 SEASON)

116	Ndamukong Suh
107	Malik Jackson
99	Damon Harrison
81	Geno Atkins
72	Lawrence Guy



Malik Jackson (first name pronounced muh-LEEK) was signed by the Eagles during the 2019 offseason following a three-year stint with the Jaguars (2016-18). Originally a 5th-round draft choice (137th overall) by the Broncos in 2012, Jackson was a key member of Denver's **Super Bowl 50**-winning defense. He was also named to his first Pro Bowl in 2017 after ranking 5th among NFL DTs with a career-high 8.0 sacks.

MOST SACKS

NFL DEFENSIVE TACKLES IN 2017

Cameron Heyward (Pit.)	12.0
Aaron Donald (LAR)	11.0
Geno Atkins (Cin.)	9.0
Akiem Hicks (Chi.)	8.5
Malik Jackson (Jax.)	8.0

MOST PASSES DEFENSED

NFL DEFENSIVE TACKLES (2015-18)

Ndamukong Suh	17
Malik Jackson	15
Jordan Phillips	14
A'Shawn Robinson	13
Cameron Heyward	12
David Irving	12

From 2015-18, Jackson ranked 9th among NFL DTs in sacks (23.0) and TFLs (36).

CAREER HIGHLIGHTS

- Named to his first career **Pro Bowl** after ranking 5th among NFL DTs with a career-high 8.0 sacks during the 2017 season
- Played a key role on the Broncos' **Super Bowl 50**-winning defense in 2015. Recovered a fumble by Panthers QB **Cam Newton** and returned it for a TD in the first quarter of **Super Bowl 50**



CAREER STATISTICS

Year	Team	GP/S	TACKLES					PASS DEFENSE						FUMBLES			DEF SNAPS	
			Total	Solo	Asst	TFL	Sacks	Int	Yds	Lg	TD	PD	OPH	FF	FR	Yds	No	Pct
2012	Denver	14/0	5	3	2	0	0.0	0	0	--	0	0	4	0	0	0	113	11%
2013	Denver	16/5	42	30	12	11	6.0	0	0	--	0	4	43	1	0	0	591	52%
2014	Denver	16/3	42	33	9	8	3.0	0	0	--	0	4	41	1	0	0	565	52%
2015	Denver	16/16	45	34	11	8	5.0	0	0	--	0	7	51	0	2	-2	824	75%
2016	Jacksonville	16/16	33	28	5	11	6.5	0	0	--	0	4	33	0	1	0	717	67%
2017	Jacksonville	16/16	40	31	9	10	8.0	0	0	--	0	3	31	4	0	0	756	73%
2018	Jacksonville	16/10	32	25	7	7	3.5	0	0	--	0	1	21	0	0	0	628	61%
2019	Philadelphia	1/1	1	0	1	0	0.0	0	0	--	0	0	0	0	0	0	32	7%
Totals		111/67	240	184	56	55	32.0	0	0	--	0	23	224	6	3	-2	---	---

PLAYOFFS

2012	Denver	1/0	0	0	0	0	0.0	0	0	--	0	0	0	0	0	0	3	4%
2013	Denver	3/3	8	7	1	1	1.0	0	0	--	0	2	3	0	0	0	123	72%
2014	Denver	1/1	4	1	3	0	0.0	0	0	--	0	0	5	0	0	0	45	60%
2015	Denver	3/3	9	8	1	1	0.0	0	0	--	0	0	13	0	1	0	174	77%
2017	Jacksonville	3/3	8	6	2	3	1.0	0	0	--	0	1	15	0	0	0	166	76%
Totals		11/10	29	22	7	5	2.0	0	0	--	0	3	36	0	1	0	---	---

ADDITIONAL STATISTICS

Postseason Fumble Recovery TD: 2/7/16 vs. Carolina [Super Bowl 50] [Cam Newton fumble forced by Von Miller]

CAREER HIGHS

Tackles	7	10/13/13 vs. Jax.
Sacks	2.0	3x, last: 1/1/17 at Ind.
INTs	--	---
PDs	2	6x, last: 12/13/15 vs. Oak.
FFs	1	6x, last: 12/17/17 vs. Hou.
FRs	1	4x, last: 12/11/16 vs. Min.

NOTES TO KNOW

- Leads all NFL DTs with a combined 121 regular-season and postseason games played since 2012. Has appeared in 106 consecutive games, which marks the 2nd-longest active streak by a NFL DT, trailing only **Ndamukong Suh** (115)
- Since 2015, ranks 2nd among NFL DTs with 15 PDs, behind **Ndamukong Suh** (17). Also ranks 9th among NFL DTs in sacks (23.0) and TFLs (36) in that span

MULTI-SACK GAMES (6)

Date	Opponent	Yds
1/1/17	at Indianapolis Colts (L, 20-24)	2.0
11/27/16	at Buffalo Bills (L, 21-28)	2.0
10/13/13	vs. Jacksonville Jaguars (W, 35-19)	2.0
12/30/18	at Houston Texans (L, 3-20)	1.5
10/22/17	at Indianapolis Colts (W, 27-0)	1.5
12/20/15	at Pittsburgh Steelers (L, 27-34)	1.5

SEASON HIGHLIGHTS

2018 - JACKSONVILLE JAGUARS (16/10)

- Registered 32 tackles (25 solo), 7 TFLs, 3.5 sacks and 1 PD for a Jaguars defense that ranked 5th in the NFL in total yards allowed per game (311.4)

2017 - JACKSONVILLE JAGUARS (16/16, 3/3)

- Earned his first career **Pro Bowl** nod after ranking 5th among NFL DTs with a career-high 8.0 sacks, trailing only **Cameron Heyward** (12.0), **Aaron Donald** (11.0), **Geno Atkins** (9.0) and **Akiem Hicks** (8.5). Also ranked 2nd among NFL DTs with a career-high 4 FFs, behind Donald (5)
- Anchored a unit that led all NFL defensive lines in sacks (48.5), FFs (16), hurries (118) and total pressures (202)
- Helped the Jaguars reach their first AFC Championship Game since the 1999 playoffs

2016 - JACKSONVILLE JAGUARS (16/16)

- Tied for the 5th-most sacks (6.5, 2nd-most on the team) by an NFL DT, behind **Geno Atkins** (9.0), **Aaron Donald** (8.0), **Akiem Hicks** (7.0) and **Gerald McCoy** (7.0)





2019 GAME-BY-GAME STATISTICS (PHI)

Date	Opp	GP/S	Tot	Solo	Sk	Int	PD	FF	FR	Snaps	Pct
Sep 8	Was	W 1/1	1	0	0.0	0	0	0	0	32	50%
Sep 15	at Atl	L 0/0	INJURED RESERVE (FOOT)								
Sep 22	Det	L 0/0	INJURED RESERVE (FOOT)								
Sep 26	at GB	W 0/0	INJURED RESERVE (FOOT)								
Oct 6	NYJ	W 0/0	INJURED RESERVE (FOOT)								
Oct 13	at Min	L 0/0	INJURED RESERVE (FOOT)								
Oct 20	at Dal	L 0/0	INJURED RESERVE (FOOT)								
Oct 27	at Buf										
Nov 3	Chi										
Nov 17	NE										
Nov 24	Sea										
Dec 1	at Mia										
Dec 9	NYG										
Dec 15	at Was										
Dec 22	Dal										
Dec 29	at NYG										
Totals		1/1	1	0	0.0	0	0	0	0	32	7%

2018 GAME-BY-GAME STATISTICS (JAX)

Date	Opp	GP/S	Tot	Solo	Sk	Int	PD	FF	FR	Snaps	Pct
Sep 9	at NYG	W 1/1	4	1	0.0	0	0	0	0	55	78%
Sep 16	NE	W 1/1	1	1	0.0	0	0	0	0	43	71%
Sep 23	Ten	L 1/1	3	3	0.0	0	0	0	0	43	69%
Sep 30	NYJ	W 1/1	3	3	1.0	0	0	0	0	42	75%
Oct 7	at KC	L 1/1	1	1	0.0	0	0	0	0	45	64%
Oct 14	at Dal	L 1/1	4	4	0.0	0	0	0	0	49	67%
Oct 21	Hou	L 1/1	2	2	0.0	0	0	0	0	52	81%
Oct 28	Phi	L 1/1	1	0	0.0	0	1	0	0	50	81%
Nov 11	at Ind	L 1/1	2	2	0.0	0	0	0	0	36	66%
Nov 18	Pit	L 1/0	0	0	0.0	0	0	0	0	33	51%
Nov 25	at Buf	L 1/1	3	3	0.0	0	0	0	0	37	64%
Dec 2	Ind	W 1/0	1	1	0.0	0	0	0	0	46	61%
Dec 6	at Ten	L 1/0	2	0	0.0	0	0	0	0	36	60%
Dec 16	Was	L 1/0	0	0	0.0	0	0	0	0	24	35%
Dec 23	at Mia	W 1/0	1	1	1.0	0	0	0	0	11	24%
Dec 30	at Hou	L 1/0	4	3	1.5	0	0	0	0	26	34%
Totals		16/10	32	25	3.5	0	1	0	0	628	61%



MALIK'S GIFTS

Jackson's foundation, **Malik's Gifts**, serves as an all-encompassing support network for veterans, students, families and animal rescue missions.

Jackson has hosted football camps for children from the military community, events honoring widows of service members who died serving their country, and movie nights for military families facing injury, loss and deployment. Jackson, who has a passion for animals, also paid the adoption fees for 181 pets in 2017.

In 2017, Jackson was named the Jaguars' nominee for the **Walter Payton Man of the Year Award**, which recognizes NFL players for excellence both on and off the field. He was also selected as the club's 2017 and 2018 nominee for the **Salute to Service Award** for demonstrating an exemplary commitment to honoring and supporting the military community.



@TheMalikJackson



@themalikjackson

SEASON HIGHLIGHTS (Continued)

- Also ranked T-5th among NFL DTs with a career-high-tying 11 TFLs, trailing only **Aaron Donald** (17), **Geno Atkins** (13), **Sheldon Richardson** (13) and **Kawann Short** (12)

2015 - DENVER BRONCOS (16/16, 3/3)

- Played a key role on the Broncos' **Super Bowl 50**-winning defense. Finished the regular season with career highs in tackles (45), PDs (7) and FRs (2). Also logged 9 tackles (8 solo), 1 TFL and 1 FR in the playoffs
- Recovered a fumble by Panthers QB **Cam Newton** (forced by **Von Miller**) and returned it for his first career TD in **Super Bowl 50** vs. Carolina (2/7/16)

2014 - DENVER BRONCOS (16/3, 1/1)

- Posted 42 tackles (33 solo), 8 TFLs, 3.0 sacks, 4 PDs and 1 FF for a Broncos unit that ranked 2nd in the NFL in rushing defense (79.8 ypg) and 3rd in total defense (305.2 ypg)

2013 - DENVER BRONCOS (16/5, 3/3)

- Finished with 42 tackles (30 solo), including a career-high 11 TFLs, along with 6.0 sacks, 4 PDs and 1 FF in the regular season. Added 8 tackles (7 solo), 1.0 sack and 2 PDs in 3 playoff games, including **Super Bowl XLVIII**

2012 - DENVER BRONCOS (14/0, 1/0)

- Played in a combined 15 regular-season and postseason games as a rookie, totaling 5 tackles (3 solo)

COLLEGE HIGHLIGHTS

- Saw action in 46 games (24 starts) between USC (2008-09) and Tennessee (2010-11), totaling 136 tackles (67 solo), 13.0 sacks, 4 FFs and 1 FR. Named All-SEC following his junior and senior seasons with the Volunteers



5-10 | 195  **1st Year**

DOB: April 29, 1996 (Age 23)



**Edwardsville,
Illinois**

**Edwardsville
High School**



Southern Illinois
UDFA ('18) by Minnesota
Acquired: FA-19



Originally an undrafted free agent of the Minnesota Vikings, **Craig James** signed to the Eagles practice squad in 2019 and was elevated to the 53-man roster in Week 2. As a rookie in 2018, he played in three games for the Vikings after spending time on the team's practice squad. Collegiately, James played two years at the University of Minnesota before transferring to Southern Illinois for his junior and senior seasons.

SEASON HIGHLIGHTS

2019 - PHILADELPHIA EAGLES (5/1)

- Made the first start of his NFL career in Week 5 vs. NYJ (10/6/19) and recorded his first career tackles (3)
- With the Eagles holding a 34-27 lead with 0:28 seconds remaining at GB (9/26/19) and the Packers facing a second-and-goal at the PHI 3, deflected an **Aaron Rodgers** pass intended for WR **Marquez Valdes-Scantling** that resulted in a game-clinching INT by **Nigel Bradham** in the end zone. His game-saving play happened on just the 3rd defensive snap of his NFL career

2018 - MINNESOTA VIKINGS (3/0)

- Was elevated to the 53-man roster from the Vikings practice squad in Week 13. Played in three games and made his NFL debut at NE (12/2/18)
- Along with Chad Beebe, was one of two players to appear on the Vikings active roster in 2018 after attending the team's rookie mini-camp on a tryout basis

BIRDSEED

Attended Edwardsville (IL) High School and was named a three-star recruit by ESPN, Rivals, Scout and 247Sports.

Is the son of Pamela James and has one brother, Cameron.



CAREER STATISTICS

Year	Team	GP/S	TACKLES					PASS DEFENSE						FUMBLES			DEF SNAPS	
			Total	Solo	Asst	TFL	Sacks	Int	Yds	Lg	TD	PD	OPH	FF	FR	Yds	No	Pct
2018	Minnesota	3/0	0	0	0	0	0.0	0	0	--	0	0	0	0	0	--	0	0%
2019	Philadelphia	5/1	6	5	1	0	0.0	0	0	--	0	2	0	0	0	--	69	15%
Totals		8/1	6	5	1	0	0.0	0	0	--	0	2	0	0	0	--	---	---

ADDITIONAL STATISTICS

Special Teams Tackles: 3 - 2019 (3)

CAREER HIGHS

Tackles	3	10/6/19 vs. NYJ
Sacks	--	---
INTs	--	---
PDs	1	2x, last: 10/6/19 vs. NYJ
FFs	--	---
FRs	--	---

2019 GAME-BY-GAME STATISTICS (PHI)

Date	Opp	GP/S	Tot	Solo	Sk	Int	PD	FF	FR	Snaps	Pct
Sep 8	Was	W	EAGLES PRACTICE SQUAD								
Sep 15	at Atl	L	1/0	0	0	0.0	0	0	0	1	2%
Sep 22	Det	L	EAGLES PRACTICE SQUAD								
Sep 26	at GB	W	1/0	0	0	0.0	0	1	0	2	3%
Oct 6	NYJ	W	1/1	3	2	0.0	0	1	0	57	97%
Oct 13	at Min	L	1/0	2	2	0.0	0	0	0	5	7%
Oct 20	at Dal	L	1/0	1	1	0.0	0	0	0	4	6%
Oct 27	at Buf										
Nov 3	Chi										
Nov 17	NE										
Nov 24	Sea										
Dec 1	at Mia										
Dec 9	NYG										
Dec 15	at Was										
Dec 22	Dal										
Dec 29	at NYG										
Totals			5/1	6	5	0.0	0	2	0	69	15%

COLLEGE HIGHLIGHTS

- Played at Southern Illinois as a junior (2016) and senior (2017) after beginning his collegiate career at the University of Minnesota
- Totaled 67 tackles, 5 INTs and 25 PDs in 20 career games at Southern Illinois
- Was named to the Missouri Valley Football Conference All-Newcomer Team in 2016 after finishing the season ranked second in the conference in passes defended per game. Led the Salukis with 3 INTs
- Played two years at Minnesota appeared in 18 games for the Golden Gophers. Also served as the team's primary punt returner

TRANSACTIONS

2018	Signed by MIN as UDFA
9/1/18	Waived/Injured by MIN
10/16/18	Signed by MIN to practice squad
11/27/18	Signed by MIN from practice squad to active roster
8/31/19	Waived by MIN
9/3/19	Signed by PHI to practice squad
9/11/19	Signed by PHI from practice squad to active roster
9/17/19	Waived by PHI
9/18/19	Signed by PHI to practice squad
9/24/19	Signed by PHI from practice squad to active roster

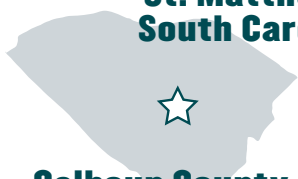


WR ALSHON JEFFERY 17



6-3 | 218 🇺🇸 **8th Year**
DOB: Feb. 14, 1990 (Age 29)

**St. Matthews,
 South Carolina**



**Calhoun County
 High School**



South Carolina
D2-12 (45th overall)
by Chicago
Acquired: FA-Chi-17



One of the top free agent signings of the 2017 offseason, **Alshon Jeffery** ranks 6th among NFL WRs in receiving TDs (16) and T-3rd in red zone TDs (14) since joining the Eagles. In 2018, the veteran wideout posted a career-high catch rate (70.7%) as well as his most receptions (65) and receiving yards (843) since 2014, despite missing the first 3 games of the season.

MOST RECEIVING TDs

NFL WIDE RECEIVERS SINCE 2017

DeAndre Hopkins	27
Antonio Brown	25
Davante Adams	23
Tyreek Hill	22
Stefon Diggs	21
Amari Cooper	19
Marvin Jones	19
Adam Thielen	19
Alshon Jeffery	18

MOST RED ZONE TDs

NFL WIDE RECEIVERS SINCE 2017

Davante Adams	19
DeAndre Hopkins	18
Alshon Jeffery	16
Michael Thomas	15
Stefon Diggs	13

THREE-STEP DROP

First job: Doing inventory at a kids store at the mall

Desired talent: Ability to sing

If he could play another sport, what position/team: Point guard or shooting guard, Chicago Bulls

Best player he ever lined up against: "Myself, because you have to beat yourself first before you do anything else."

Player he models his game after: Randy Moss

Favorite movie: *Friday*

Favorite TV shows: *Power* and *Game of Thrones*

Favorite meal: Lasagna

Three favorite throwback jerseys: Michael Jordan, Chicago Bulls; Penny Hardaway, Orlando Magic; Kobe Bryant, Los Angeles Lakers

CAREER HIGHLIGHTS

- Led the Eagles with 219 receiving yards and 3 TDs during the team's **Super Bowl LII**-winning playoff run. Both totals marked franchise records for receiving yards and receiving TDs in a single postseason
- Caught 3 passes for 73 yards (24.3 avg.) in **Super Bowl LII** at NE (2/4/18), including a 34-yard TD from QB **Nick Foles** that gave the Eagles a 9-3 lead in the first quarter

NOTES TO KNOW

- Ranks 9th among NFL WRs in receiving TDs (18) since 2017. Also ranks 3rd among NFL WRs in red zone receiving TDs (16) in that span, behind **Davante Adams** (19) and **DeAndre Hopkins** (18)



CAREER STATISTICS

Year	Team	GP/S	RECEIVING					OFF SNAPS	
			Rec	Yds	Avg	Lg	TD	No	Pct
2012	Chicago	10/6	24	367	15.3	55	3	431	41%
2013	Chicago	16/14	89	1,421	16.0	80t	7	963	91%
2014	Chicago	16/16	85	1,133	13.3	74	10	957	90%
2015	Chicago	9/8	54	807	14.9	50	4	502	46%
2016	Chicago	12/12	52	821	15.8	54	2	692	69%
2017	Philadelphia	16/16	57	789	13.8	53t	9	927	82%
2018	Philadelphia	13/13	65	843	13.0	52	6	770	71%
2019	Philadelphia	6/6	26	253	9.7	30	3	297	61%
Totals		98/91	452	6,434	14.2	80t	44	---	---

PLAYOFFS

2017	Philadelphia	3/3	12	219	18.3	53t	3	184	89%
2018	Philadelphia	2/2	11	145	13.2	30	0	111	93%
Totals		5/5	23	364	15.8	53t	3	---	---

ADDITIONAL STATISTICS

Fumbles/Lost: 6/1 - 2018 (1/0), 2015 (1/0), 2014 (1/0), 2013 (3/1)

2-Point Conversions: 3 (all receiving) - 9/10/17 at Was., 10/29/17 vs. SF, 11/19/17 at Dal. **Rushing:** 22-138, 1 TD - 2019 (1-2, 1 TD), 2014 (6-33), 2013 (16-105)

Pass Defensed: 1 - 10/29/17 vs. SF



SEASON HIGHLIGHTS

2019 - PHILADELPHIA EAGLES (6/6)

- Paced the offense with season highs in receptions (10) and receiving yards (76) while adding 1 TD at Min. (10/13/19). Marked his 6th career game with 10+ receptions and first since 11/9/15 at San Diego with Chicago (also 10). Also logged a 26-yard reception that helped set up an Eagles scoring drive in the third quarter
- Caught 3 passes for 38 yards (12.7 avg.) and 1 TD in the win at GB (9/26/19)
- Posted 5 receptions for 49 yards and 1 TD and registered his first career rushing TD in the win vs. Was. (9/18/19). Became the first Eagles WR to record a rushing TD and receiving TD in the same game since **DeSean Jackson** on 10/17/10 at Atlanta. Marked his 6th career multi-TD performance and first since 10/11/18 at N.Y. Giants (2 receiving TDs)

2018 - PHILADELPHIA EAGLES (13/13, 2/2)

- Led the Eagles with 6 receptions for 82 yards (13.7 avg.) in the 16-15 win at Chi. (1/6/19) in the Wild Card Round
- Caught a 2-yard TD pass from **Nick Foles** in the 24-0 playoff-clinching victory at Was. (12/30/18). The score capped a 19-play, 87-yard drive that lasted 11:49, marking the Eagles' longest drive by plays since 9/7/97 vs. Green Bay (also 19 plays) (longest TD drive by NFL team since 2014)

CAREER HIGHS

Receptions	12	12/1/13 at Min.
Receiving Yards	249	12/1/13 at Min.
Receiving Long	80t	12/1/13 at Min.
Receiving TDs	2	4x, last: 1/21/18 vs. Min. (Conf.)



BIRDSEED

Jeffery attended Calhoun County (SC) High School, where he was named first-team all-state as a defensive back. As a senior, he caught 35 passes for 740 yards and 14 TDs, averaged 65 yards on kickoff returns and 35 yards on punt returns with 3 TDs and totaled 50 tackles on defense. Jeffery, who was also a standout basketball player, helped lead Calhoun County to four state titles.



@TheWorldof_AJ



@calhounpresident



2019 GAME-BY-GAME STATISTICS (PHI)

Date	Opp	GP/S	RECEIVING					SNAPS		
			Rec	Yds	Avg	Lg	TD	No	Pct	
Sep 8	Was	W 1/1	5	49	9.8	16	1	59	80%	
Sep 15	at Atl	L 1/1	0	0	---	--	0	6	7%	
Sep 22	Det	L 0/0	INACTIVE (CALF)							
Sep 26	at GB	W 1/1	3	38	12.7	16	1	50	81%	
Oct 6	NYJ	W 1/1	6	52	8.7	13	0	63	93%	
Oct 13	at Min	L 1/1	10	76	7.6	26	1	62	95%	
Oct 20	at Dal	L 1/1	2	38	19.0	30	0	57	93%	
Oct 27	at Buf									
Nov 3	Chi									
Nov 17	NE									
Nov 24	Sea									
Dec 1	at Mia									
Dec 9	NYG									
Dec 15	at Was									
Dec 22	Dal									
Dec 29	at NYG									
Totals		6/6	26	253	9.7	30	3	297	61%	



2018 GAME-BY-GAME STATISTICS (PHI)

Date	Opp	GP/S	RECEIVING					SNAPS		
			Rec	Yds	Avg	Lg	TD	No	Pct	
Sep 6	Atl	W 0/0	INACTIVE (SHOULDER)							
Sep 16	at TB	L 0/0	INACTIVE (SHOULDER)							
Sep 23	Ind	W 0/0	INACTIVE (SHOULDER)							
Sep 30	at Ten	L 1/1	8	105	13.1	31	1	65	21%	
Oct 7	Min	L 1/1	2	39	19.5	31	0	54	92%	
Oct 11	at NYG	W 1/1	8	74	9.3	17	2	59	83%	
Oct 21	Car	L 1/1	7	88	12.6	29	1	64	96%	
Oct 28	at Jax	W 1/1	4	35	8.8	13	0	54	87%	
Nov 11	Dal	L 1/1	4	48	12.0	17	0	60	97%	
Nov 18	at NO	L 1/1	4	33	8.3	12	0	51	100%	
Nov 25	NYG	W 1/1	3	39	13.0	21	0	64	98%	
Dec 3	Was	W 1/1	3	31	10.3	16	0	66	88%	
Dec 9	at Dal	L 1/1	6	50	8.3	12	1	51	98%	
Dec 16	at LAR	W 1/1	8	160	20.0	50	0	64	100%	
Dec 23	Hou	W 1/1	3	82	27.3	52	0	61	74%	
Dec 30	at Was	W 1/1	5	59	11.8	19	1	57	80%	
Totals		13/13	65	843	13.0	52	6	770	71%	

PLAYOFFS

Jan 6	at Chi	W 1/1	6	82	13.7	30	0	66	97%
Jan 13	at NO	L 1/1	5	63	12.6	30	0	45	88%
Totals		2/2	11	145	13.2	30	0	111	93%

SEASON HIGHLIGHTS (Continued)

- Posted 82 yards on 3 receptions (27.3 avg.) in the 32-30 win vs. Hou. (12/23/18), including a season-long 52-yard reception in the third quarter. Became the first Eagle to record 50+ yard receptions in back-to-back games since **Jeremy Maclin** from 10/26/14-11/2/14
- Recorded 8 receptions for a season-high 160 yards (20.0 avg.) in the 30-23 win at LAR (12/16/18). His 160 receiving yards are his most as an Eagle and the 3rd-most of his NFL career, behind 12/1/13 at Minnesota with Chicago (249 yards) and 10/6/13 vs. New Orleans with Chicago (218 yards)
- Caught 7 passes for 88 yards (12.6 avg.) vs. Car. (10/21/18), including an 11-yard TD
- Totaled a season-high-tying 8 catches for 73 yards and 2 TDs in the 34-13 win at NYG (10/11/18). Marked his 5th career multi-TD game and first since the 2017 NFC Championship
- Produced his 14th career 100+ yard game (first as an Eagle) after logging 8 receptions for 105 yards and 1 TD in his season debut at Ten. (9/30/18)

2017 - PHILADELPHIA EAGLES (16/16, 3/3)

- Led the Eagles with 219 receiving yards and 3 TDs during the team's **Super Bowl LII**-winning playoff run. Both totals marked franchise records for receiving yards and receiving TDs in a single postseason

S MALCOLM JENKINS 27



6-0 | 204  **11th Year**

DOB: Dec. 20, 1987 (Age 31)

Piscataway, New Jersey 

Piscataway High School



Ohio State

D1-09 (14th overall) by New Orleans
Acquired: FA-NO-14

AP
2010


2019


2018


2016


2017


2009



Malcolm Jenkins signed with Philadelphia in 2014 and has emerged as a pillar in the Eagles locker room, earning three Pro Bowl nods while also leading the team's Super Bowl LII-winning defense. Jenkins is one of only five NFL players to record 6+ INT-TDs since he entered the league with New Orleans in 2009.

MOST INT-TDs

NFL PLAYERS SINCE 2009

Aqib Talib	10
Janoris Jenkins	7
Malcolm Jenkins	6
Jonathan Joseph	6
Charles Tillman	6

NFL PLAYERS SINCE 2014

Aqib Talib	6
Malcolm Jenkins	4
William Gay	4
Janoris Jenkins	4
Trumaine Johnson	4

EAGLES ALL-TIME HISTORY

Eric Allen (1988-94)	5
Malcolm Jenkins (2014-)	4
Sheldon Brown (2002-09)	3
Lito Sheppard (2002-08)	3
Joe Scarpati (1964-69)	3

MOST TACKLES

EAGLES PLAYERS IN 2018

136	Malcolm Jenkins*
97	Nigel Bradham
89	Jordan Hicks
82	Corey Graham

* Career high

THREE-STEP DROP

First job: Working in the township parks department in high school

Favorite movie: *School Daze*

If he could play another sport, what position/team: Anchor for the U.S. Olympic track team in the 4x4 relay

Best player he has lined up against: Former Lions WR Calvin Johnson

Favorite athlete growing up: Ray Lewis

Three favorite throwback jerseys: Joe Namath, New York Jets; Sean Taylor, Washington Redskins; Michael Jordan, UNC

CAREER HIGHLIGHTS

- A member of two Super Bowl-winning teams with New Orleans in 2009 (XLIV) and Philadelphia in 2017 (LII)
- Earned Pro Bowl honors following the 2015, 2017 and 2018 seasons with the Eagles and was also named second-team All-Pro by the Associated Press in 2010 with the Saints

NOTES TO KNOW

- Is one of just five NFL players (only safety) with 6 INT-TDs since he entered the league with New Orleans in 2009, joining Aqib Talib (10), Janoris Jenkins (7), Jonathan Joseph (6) and Charles Tillman (6)



HUMBLE BEGINNINGS

For a player who won a Super Bowl and played in a Pro Bowl, Jenkins' career did not exactly begin in a blaze of glory. Jenkins was originally a 9-year-old, back-up guard for the Piscataway Braves of his Pop Warner squad in New Jersey. Jenkins recalled that he played just seven plays per game that was mandatory for all players in that league. "All I remember is that I got my seven plays in and from there it was a race to get the free hot dog."



STYLIN' IN THE SECONDARY

Jenkins has immersed himself in the world of fashion and, more specifically, the bow tie. At the suggestion from his wife, Morrissa, Jenkins launched his own company, **Rock Avenue Bow Ties**, which specializes in the design and creation of neck wear and pocket squares and encourages self expression in its customers. For more info, visit rockavenuebowties.com.



During the 2017 offseason, Jenkins opened his own custom suite store in Philadelphia, **Damari Savile**.

MALCOLM JENKINS FOUNDATION

Launched in 2010, the **Malcolm Jenkins Foundation** aims to provide resources, experiences and opportunities for the underserved youth. The organization's goal is to inspire and create positive change in the lives of children. Said Jenkins, "For as much as I have been given in life, I feel obligated to give children the guidance, experience and an opportunity. And then watch them take off." For more info, please visit TheMalcolmJenkinsFoundation.org.



CELEBRITY FAMILY FEUD

In 2016, Jenkins participated in a NFL version of *Celebrity Family Feud* hosted by Steve Harvey, which aired on July 3. Jenkins and the rest of the NFC defense defeated the AFC offense and collected \$25,000 for Got Your 6 charity.

THE WALKING DEAD

After reading *The Zombie Survival Guide* by Max Brooks, Jenkins began collecting an array of different survival tools in what he describes as a "half-hearted attempt at doomsday prepping." Jenkins' favorite TV show is *The Walking Dead*.

BIRDSEED

Jenkins is the son of Willie Lee and Gwendolyn V. Jenkins. His dad is a software engineer for Comcast and his mom is the president of the Malcolm Jenkins Foundation. Jenkins was a leader in the Omega Psi Phi fraternity at Ohio State, graduating with a bachelor's degree in communications.

MOTIVATING VOICES

Jenkins credits many for helping him get to where he is today, but he singled out three people: his father, Lee Jenkins; his high school football and track coach, Larry Lester; and his college coach, Jim Tressel. "My father's best advice was, 'You don't know what you don't know,' meaning you constantly need to learn more. Larry Lester taught me how to prepare and how to train. We'd sometimes be the only two people on the field on a weekend, just trying to get myself better. And Coach Tressel taught me about integrity and how to be a pro before I even became a pro."

BYRON 'WHIZZER' WHITE AWARD

In February 2017, Jenkins was announced as the recipient of the NFLPA's Byron "Whizzer" White Award for his outstanding charitable efforts off the field. As the winner, Jenkins received \$100,000 to donate to the charity of his choice. Jenkins joined Brian Dawkins, Troy Vincent and Reggie White as Eagles who have won the Byron "Whizzer" White Award. Byron "Whizzer" White led the NFL in rushing yards in 1938 and 1940 and later served as a Supreme Court Justice from 1962-93.

MALCOLM & MORRISA

Jenkins and his wife, Morrissa, have two daughters, Elle and Selah. Malcolm and Morrissa met on Facebook while he was a senior at Ohio State. "She was at Southern Miss, so we talked on Facebook for a while and I just happened to get drafted by the Saints. New Orleans was only an hour and 10 minutes from where she was in Hattiesburg, so we started hanging out and the rest is history."

Morrissa recently started a company called Meaux Moisture (meauxmoisture.com), which sells all-natural body care products. "I give all the credit for my beard to my wife."





CAREER STATISTICS

Year	Team	GP/S	TACKLES					PASS DEFENSE						FUMBLES			DEF SNAPS	
			Total	Solo	Asst	TFL	Sacks	Int	Yds	Lg	TD	PD	QPH	FF	FR	Yds	No	Pct
2009	New Orleans	14/6	55	49	6	0	0.0	1	14	14	0	4	2	0	0	0	N/A	N/A
2010	New Orleans	15/15	64	54	10	3	1.0	2	105	96t	1	12	1	1	2	0	N/A	N/A
2011	New Orleans	15/15	77	63	14	0	1.0	0	0	--	0	9	4	1	1	30	N/A	N/A
2012	New Orleans	13/13	94	65	29	2	0.0	1	55	55t	1	7	2	0	0	0	873	77%
2013	New Orleans	14/14	68	44	24	4	2.5	2	35	31	0	6	3	2	0	0	819	84%
2014	Philadelphia	16/16	113	68	45	3	0.0	3	67	53t	1	14	0	0	1	0	1153	99%
2015	Philadelphia	16/16	120	92	28	13	0.0	2	99	99t	1	15	0	3	1	0	1214	99%
2016	Philadelphia	16/16	114	82	32	5	1.0	3	98	64t	2	13	3	0	1	0	1019	99%
2017	Philadelphia	16/16	119	83	36	11	1.0	2	0	0	0	12	5	1	1	0	948	92%
2018	Philadelphia	16/16	136	103	33	10	1.0	1	25	25	0	11	6	3	1	0	1039	100%
2019	Philadelphia	7/7	50	34	16	2	0.0	0	0	--	0	3	3	2	0	0	475	100%
Totals		158/150	1,010	737	273	53	7.5	17	498	99t	6	106	29	13	8	30	---	---

PLAYOFFS

2009	New Orleans	2/0	5	5	0	1	0.0	0	0	--	0	1	0	0	0	0	N/A	N/A
2010	New Orleans	0/0	0	0	0	0	0.0	0	0	--	0	0	0	0	0	0	N/A	N/A
2011	New Orleans	2/2	13	12	1	1	1.0	0	0	--	0	1	1	0	0	0	N/A	N/A
2013	New Orleans	2/2	8	4	4	0	0.0	0	0	--	0	0	0	0	0	0	118	100%
2017	Philadelphia	3/3	21	16	5	0	0.0	0	0	--	0	3	2	0	0	0	206	100%
2018	Philadelphia	2/2	18	13	5	2	0.0	0	0	--	0	0	0	0	0	0	141	100%
Totals		11/9	65	50	15	4	1.0	0	0	--	0	5	3	0	0	0	---	---

ADDITIONAL STATISTICS

Blocked Field Goals: 3 - 9/22/19 vs. Det. (**Matt Prater**), 12/17/17 at NYG (**Aldrick Rosas**), 11/25/12 vs. SF (**David Akers**)

Special Teams FFs: 3 - 2014 (1), 2009 (2) **Special Teams FRs:** 1 - 2009 (1) **Lost Fumbles:** 1 - 2017 (1)

Special Teams Tackles: 42 - 2018 (4), 2017 (8), 2016 (3), 2015 (9), 2014 (4), 2013 (1), 2010 (4), 2009 (9)

CAREER HIGHS

Tackles	14	2x, last: 12/16/18 at LAR
Sacks	1.5	10/13/13 at NE
INTs	2	2x, last: 12/22/16 vs. NYG
PDs	3	10x, last: 2/4/18 at NE (SB)
FFs	2	9/27/15 at NYJ
FRs	1	8x, last: 10/28/18 at Jax.

SEASON HIGHLIGHTS

2019 - PHILADELPHIA EAGLES (7/7)

- Registered his 2nd FF of the season against Vikings RB **Alexander Mattison** (recovered by **Kamu Grugier-Hill**) with two minutes remaining in the game at Min. (10/13/19)
- Blocked a 46-yard FG attempt by Lions K **Matt Prater** to keep the Eagles' deficit at a 24-27 score with 1:53 remaining vs. Det. (9/22/19). Became the first Eagle to block a FG since **Treyvon Hester** in the 2018 NFC Wild Card on 1/6/19 at Chicago (Bears K **Cody Parkey**)
- Forced a fumble by Falcons TE **Luke Stocker** in the third quarter at Atl. (9/15/19)

2018 - PHILADELPHIA EAGLES (16/16, 2/2)

- Totaled a career-high-tying 14 tackles (10 solo) in the 30-23 victory at LAR (12/16/18). Also registered 2 TFL as well as 1 QB pressure and hit
- Recorded 8 tackles (6 solo), 1 INT, 3 PDs and 1 FF in the 25-22 win vs. NYG (11/25/18). Intercepted Giants QB **Eli Manning** at the PHI 2 and returned the ball 25 yards to the PHI 27 at the end of the second quarter
- Recovered a fumble forced by **Avonte Maddox** and returned the ball 11 yards in the win at Jax. (10/28/18)





2019 GAME-BY-GAME STATISTICS (PHI)

Date	Opp	GP/S	Tot	Solo	Sk	Int	PD	FF	FR	Snaps	Pct	
Sep 8	Was	W	1/1	7	4	0.0	0	0	0	64	100%	
Sep 15	at Atl	L	1/1	4	2	0.0	0	0	1	66	100%	
Sep 22	Det	L	1/1	8	5	0.0	0	1	0	64	100%	
Sep 26	at GB	W	1/1	7	4	0.0	0	0	0	81	100%	
Oct 6	NYJ	W	1/1	5	4	0.0	0	1	0	59	100%	
Oct 13	at Min	L	1/1	11	9	0.0	0	1	1	71	100%	
Oct 20	at Dal	L	1/1	8	6	0.0	0	0	0	70	100%	
Oct 27	at Buf											
Nov 3	Chi											
Nov 17	NE											
Nov 24	Sea											
Dec 1	at Mia											
Dec 9	NYG											
Dec 15	at Was											
Dec 22	Dal											
Dec 29	at NYG											
Totals			7/7	42	28	0.0	0	3	2	0	475	100%

2018 GAME-BY-GAME STATISTICS (PHI)

Date	Opp	GP/S	Tot	Solo	Sk	Int	PD	FF	FR	Snaps	Pct	
Sep 6	Atl	W	1/1	4	2	0.0	0	0	0	70	100%	
Sep 16	at TB	L	1/1	9	5	0.0	0	0	1	58	100%	
Sep 23	Ind	W	1/1	5	4	0.0	0	2	0	59	100%	
Sep 30	at Ten	L	1/1	9	8	0.0	0	1	0	70	99%	
Oct 7	Min	L	1/1	9	7	0.0	0	0	0	62	100%	
Oct 11	at NYG	W	1/1	10	7	0.0	0	0	0	65	100%	
Oct 21	Car	L	1/1	10	6	0.0	0	2	0	59	100%	
Oct 28	at Jax	W	1/1	7	7	0.0	0	2	0	64	100%	
Nov 11	Dal	L	1/1	13	10	0.0	0	0	1	69	100%	
Nov 18	at NO	L	1/1	10	8	0.0	0	0	0	70	100%	
Nov 25	NYG	W	1/1	8	6	0.0	1	3	1	62	100%	
Dec 3	Was	W	1/1	4	3	1.0	0	0	0	45	100%	
Dec 9	at Dal	L	1/1	12	10	0.0	0	0	0	99	100%	
Dec 16	at LAR	W	1/1	14	10	0.0	0	0	0	76	100%	
Dec 23	Hou	W	1/1	8	6	0.0	0	0	0	65	100%	
Dec 30	at Was	W	1/1	4	4	0.0	0	1	0	45	100%	
Totals			16/16	136	103	1.0	1	11	3	1	1039	100%

PLAYOFFS

Date	Opp	GP/S	Tot	Solo	Sk	Int	PD	FF	FR	Snaps	Pct
Jan 6	at Chi	W	1/1	7	5	0.0	0	0	0	64	100%
Jan 13	at NO	L	1/1	11	8	0.0	0	0	0	77	100%
Totals			2/2	18	13	0.0	0	0	0	141	100%



TOUCHDOWNS (7)

Date	Opponent	TDs
12/6/15	at New England Patriots (W, 35-28)	99-yard INT
12/12/10	vs. St. Louis Rams (W, 31-13)	96-yard INT
10/16/16	at Washington Redskins (L, 20-27)	64-yard INT
11/18/12	at Oakland Raiders (W, 38-17)	55-yard INT
9/28/14	at San Francisco 49ers (L, 21-26)	53-yard INT
12/22/16	vs. New York Giants (W, 24-19)	34-yard INT
12/26/11	vs. Atlanta Falcons (W, 45-16)	30-yard FR

SEASON HIGHLIGHTS (Continued)

- Punched the ball out of Buccaneers WR **Mike Evans**' hands (recovered by **Jordan Hicks**) at TB (9/6/18)

2017 - PHILADELPHIA EAGLES (16/16, 3/3)

- Earned his second career **Pro Bowl** nod after finishing the regular season with a team-high 119 tackles, which marked the 2nd-highest total of his career (120 in 2015)
- Led the Eagles with 3 PDs in **Super Bowl LII** at NE (2/4/18), which tied a single-game career high
- With the Raiders threatening to break a 10-10 tie late in the fourth quarter vs. Oak. (12/25/17), ripped the ball away from RB **Jalen Richard** and recovered the fumble
- Blocked his 2nd career FG in the fourth quarter at NYG (12/17/17) to preserve Philadelphia's lead in an eventual 34-29 win that secured a first-round playoff bye
- Snagged an INT for the 2nd consecutive game when he picked off Bears QB **Mitchell Trubisky** vs. Chi. (11/26/17)
- Registered his first INT of the season in Week 11 at Dal. (11/19/17) when he picked off Cowboys QB **Dak Prescott** in the end zone during the fourth quarter

2016 - PHILADELPHIA EAGLES (16/16)

- Was one of only four NFL players to produce 2 INT-TDs in 2016 (also **Eric Berry**, **Deion Jones** and **Bradley Roby**). Became just the fourth player in Eagles history to record multiple INT-TDs in a single season, joining **Lito Sheppard** (2 in 2004), **Eric Allen** (4 in 1993), **Seth Joyner** (2 in 1992) and **Bibbles Bawel** (2 in 1955)



6-2 | 295  **6th Year**
DOB: Sept. 24, 1992 (Age 27)

Lake City, Florida 

Columbia High School



Florida State
D2-14 (48th overall)
by Baltimore
Acquired: T-Bal-17

THREE-STEP DROP

First job: Bag boy at Winn-Dixie

Hobbies: Antique cars.
Owns 1964 and 1972 Chevrolet Impalas

Bucket list:
Learning how to ski

If he could play another sport:
"Every big man dreams of being a point guard. I would've definitely been a point guard if I could've had it my way."

Best players he's lined up against:
Mike and Maurkice Pouncey

Favorite athletes: Muhammad Ali, Mike Tyson, Terrell Owens

Moment left star struck: Meeting Michael Vick after playing the Steelers in 2015

Favorite movie: Next Friday

Favorite TV show: Power

Favorite music: Rick Ross



2017

Originally selected by the Ravens in the 2nd round (48th overall) of the 2014 NFL Draft, **Tim Jernigan** was acquired by the Eagles in a trade with Baltimore during the 2017 off-season. In 2017, Jernigan totaled 33 tackles (21 solo), including a career-high-tying 9 TFLs (T-6th among NFL DTs), 2.5 sacks and 18 QB pressures and hits.

TACKLES FOR LOSS

NFL DEFENSIVE TACKLES IN 2017

Aaron Donald (LAR)	15
Grady Jarrett (Atl.)	15
Gerald McCoy (TB)	13
Jurrell Casey (Ten.)	12
Geno Atkins (Cin.)	10
Tim Jernigan* (Phi.)	9
Several players tied	9

EAGLES PLAYERS IN 2017

Brandon Graham	16
Vinny Curry	13
Malcolm Jenkins	11
Tim Jernigan*	9
Derek Barnett	9

*career-high-tying 9 TFLs

SEASON HIGHLIGHTS

2019 - PHILADELPHIA EAGLES (2/1)

- Registered Philadelphia's first sack of the 2019 season when he brought down **Case Keenum** for a 10-yard loss in the 2nd quarter vs. Was. (9/8/19)

2018 - PHILADELPHIA EAGLES (3/3, 2/1)

- Recorded a split-sack of Saints QB **Drew Brees** with **Chris Long** in the Divisional Round matchup at NO (1/13/19)
- Teamed with **Brandon Graham** to take down Bears QB **Mitchell Trubisky** in the 16-15 Wild Card victory at Chi. (1/6/19)





CAREER STATISTICS

Year	Team	GP/S	TACKLES					PASS DEFENSE						FUMBLES			DEF SNAPS	
			Total	Solo	Asst	TFL	Sacks	Int	Yds	Lg	TD	PD	OPH	FF	FR	Yds	No	Pct
2014	Baltimore	12/3	23	11	12	3	4.0	0	0	--	0	0	18	0	0	0	304	28%
2015	Baltimore	15/6	37	18	19	4	4.0	0	0	--	0	0	24	0	0	0	531	50%
2016	Baltimore	16/15	31	16	15	9	5.0	1	0	0	0	3	19	0	1	0	630	60%
2017	Philadelphia	15/15	34	21	13	9	2.5	0	0	--	0	0	18	0	0	0	492	48%
2018	Philadelphia	3/3	4	3	1	1	0.0	0	0	--	0	0	1	0	0	0	46	4%
2019	Philadelphia	2/1	2	1	1	1	1.0	0	0	--	0	0	3	0	0	0	50	11%
Totals		63/43	131	70	61	27	16.5	1	0	0	0	3	83	0	1	0	---	---

PLAYOFFS

2014	Baltimore	1/0	2	2	0	1	1.0	0	0	--	0	0	2	0	0	0	18	26%
2017	Philadelphia	3/3	7	2	5	0	0.0	0	0	--	0	0	2	0	0	0	95	46%
2018	Philadelphia	2/1	4	2	2	1	1.0	0	0	--	0	0	3	0	0	0	58	41%
Totals		6/4	13	6	7	2	2.0	0	0	--	0	0	7	0	0	0	---	---

CAREER HIGHS

Tackles	6	3x, last: 9/18/16 at Cle.
Sacks	2.0	12/14/14 vs. Jax.
INTs	1	11/6/16 vs. Pit.
PDs	2	9/25/16 at Jax.
FFs	--	---
FRs	1	10/23/16 at NYJ

SEASON HIGHLIGHTS (Continued)

2017 - PHILADELPHIA EAGLES (15/15, 3/3)

- Tied for 6th among NFL DTs with a career-high-tying 9 TFLs, behind **Aaron Donald** (15), **Grady Jarrett** (15), **Gerald McCoy** (13), **Jurrell Casey** (12) and **Geno Atkins** (10)
- Sacked Cowboys QB **Dak Prescott** in the fourth quarter of the 37-9 win at Dal. (11/19/17)
- Combined with **Brandon Graham** to sack Chiefs QB **Alex Smith** at KC (9/7/17)
- Recorded his first sack as an Eagle against Redskins QB **Kirk Cousins** in the 30-17 win at Was. (9/10/17). Became the first Eagles DL to post a sack in his first game with the team since **Fletcher Cox** on 9/9/12 at Cleveland

2016 - BALTIMORE RAVENS (16/15)

- Produced 31 tackles (16 solo) and registered career highs with 5.0 sacks and 9 TFL
- Intercepted a Steelers QB **Ben Roethlisberger** pass tipped by DT **Brandon Williams** for his first career INT in the 21-14 victory vs. Pit. (11/6/16)
- Recorded his first career fumble recovery and tallied 4 tackles, 2 hurries and 1.0 sack at NYJ (10/23/16)
- Posted 2 tackles, a career-high 2 PDs (one of which led to an INT) and 1.0 sack in the 19-17 win at Jax. (9/25/16)
- Tied his career-high with 6 tackles (4 solo) and notched 1.0 sack, 3 hurries and 2 TFL in a 25-20 win at Cle. (9/18/16)



BIRDSEED

Jernigan prepped at Columbia High School (Lake City, FL), where he earned U.S. Army All-American and All-USA first-team defense recognition (*USA Today*), was named to the 2010 All-First Coast first-team (*Florida Times-Union*) and was rated a five-star defensive lineman (*Scout.com*). Jernigan recorded 77 tackles, 32 TFL, 14.0 sacks and 1 INT as a senior, while also scoring 4 goal-line TDs as a short-yardage running back.



2019 GAME-BY-GAME STATISTICS (PHI)

Date	Opp	GP/S	Tot	Solo	Sk	Int	PD	FF	FR	Snaps	Pct
Sep 8	Was	W	1/0	1	1	1.0	0	0	0	24	38%
Sep 15	at Atl	L	1/1	1	0	0.0	0	0	0	26	39%
Sep 22	Det	L	0/0	INACTIVE (FOOT)							
Sep 26	at GB	W	0/0	INACTIVE (FOOT)							
Oct 6	NYJ	W	0/0	INACTIVE (FOOT)							
Oct 13	at Min	L	0/0	INACTIVE (FOOT)							
Oct 20	at Dal	L	0/0	INACTIVE (FOOT)							
Oct 27	at Buf										
Nov 3	Chi										
Nov 17	NE										
Nov 24	Sea										
Dec 1	at Mia										
Dec 9	NYG										
Dec 15	at Was										
Dec 22	Dal										
Dec 29	at NYG										
Totals			2/1	2	1	1.0	0	0	0	50	11%



SEASON HIGHLIGHTS (Continued)

2015 - BALTIMORE RAVENS (15/6)

- Established a career high with 37 tackles (18 solo) and added 4.0 sacks for a second consecutive season
- Led all Ravens defensive linemen with a career-high-tying 6 tackles at Cin. (1/3/16)
- Posted a career-high 6 tackles (3 solo) vs. KC (12/20/15)

2014 - BALTIMORE RAVENS (12/3, 1/0)

- Contributed 23 tackles (11 solo) and 4.0 sacks as a rookie
- Saw action in his first career postseason game, posting 2 tackles and 1.0 sack in the Divisional playoff at NE (1/10/15)
- Started his first career game vs. Jax. (12/14/14), tallying 4 tackles (3 solo) and a career-high 2.0 sacks

COLLEGE HIGHLIGHTS

- Played in 40 games (16 starts) at Florida State, totaling 139 tackles (73 solo), 25 TFL, 8.5 sacks, 1 PD and 1 FR
- Registered a career-high 63 tackles (35 solo), a team-high 11 TFL and 4.5 sacks, helping lead the NCAA's No. 3 overall defense (281.4 ypg) as a junior in 2013
- Helped the Seminoles win the BCS National Championship over Auburn in a dramatic 34-31 game
- Named a first-team (*The NFL Draft Report* and *ESPN.com*) and second-team (*Football Writers Association*, *Associated Press*, *USA Today*, *CBSSports.com* and *Sports Illustrated*) All-American and earned first-team All-Atlantic Coast Conference accolades (league coaches) in 2013

TRANSACTIONS

2014

Drafted by BAL in 2nd round (48th overall)
Signed 4-year contract

4/4/17

Traded with 2017 3rd-round draft choice (99th overall) from BAL to PHI for 2017 3rd-round draft choice (74th overall)

11/9/17

Signed by PHI to 4-year contract extension through 2021

7/26/18

Placed on Active/Non-Football Injury List

9/1/18

Placed on Reserve/Non-Football Injury List

11/20/18

Activated from Reserve/Non-Football Injury List

4/25/19

Agreed to terms with PHI on 1-year contract

2018 GAME-BY-GAME STATISTICS (PHI)

Date	Opp	GP/S	Tot	Solo	Sk	Int	PD	FF	FR	Snaps	Pct
Sep 6	Atl	W	0/0	RESERVE/NFI LIST (BACK)							
Sep 16	at TB	L	0/0	RESERVE/NFI LIST (BACK)							
Sep 23	Ind	W	0/0	RESERVE/NFI LIST (BACK)							
Sep 30	at Ten	L	0/0	RESERVE/NFI LIST (BACK)							
Oct 7	Min	L	0/0	RESERVE/NFI LIST (BACK)							
Oct 11	at NYG	W	0/0	RESERVE/NFI LIST (BACK)							
Oct 21	Car	L	0/0	RESERVE/NFI LIST (BACK)							
Oct 28	at Jax	W	0/0	RESERVE/NFI LIST (BACK)							
Nov 11	Dal	L	0/0	RESERVE/NFI LIST (BACK)							
Nov 18	at NO	L	0/0	RESERVE/NFI LIST (BACK)							
Nov 25	NYG	W	1/1	1	1	0.0	0	0	0	20	32%
Dec 3	Was	W	0/0	DID NOT PLAY							
Dec 9	at Dal	L	0/0	INACTIVE (BACK)							
Dec 16	at LAR	W	0/0	INACTIVE (BACK)							
Dec 23	Hou	W	1/1	2	2	0.0	0	0	0	17	26%
Dec 30	at Was	W	1/1	1	0	0.0	0	0	0	9	20%
Totals			3/3	4	3	0.0	0	0	0	46	4%
PLAYOFFS											
Jan 6	at Chi	W	1/1	1	1	0.5	0	0	0	22	34%
Jan 13	at NO	L	1/0	3	1	0.5	0	0	0	36	47%
Totals			2/1	4	2	1.0	0	0	0	58	41%



6-6 | 317  **7th Year**
DOB: May 8, 1990 (Age 29)



Oklahoma
D1-13 (4th overall)
by Philadelphia



AP
2017



Lane Johnson was originally selected by the Eagles with the No. 4-overall pick in the 2013 NFL Draft. One of the league's top offensive tackles, Johnson is a two-time Pro Bowler (2018, 2019) and was named first-team All-Pro following the 2017 season, when he played a vital role on Philadelphia's **Super Bowl LII**-winning offensive line.

CAREER HIGHLIGHTS

- Has been voted to two career **Pro Bowls** (2018, 2019) and was named first-team **All-Pro** following the 2017 season, when he played a vital role on the Eagles' **Super Bowl LII**-winning offensive line
- In 2017, helped the Eagles rank 3rd in the NFL in offensive points (414, tied) and rushing offense (132.2) and 7th in total offense (365.8)
- Started all 16 games in 2015, opening 14 contests at RT and his first 2 career starts at LT at Dal. (11/8/15) and vs. Mia. (11/15/15)
- Opened 12 contests at RT in 2014, helping pave the way for the NFL's 3rd-leading rusher, **LeSean McCoy** (1,319 yards). Allowed just 1 sack
- In 2013, helped the Eagles set then-team records in points (442) and total yards (6,676). Was part of an offensive line that blocked for the NFL's leading rusher, **LeSean McCoy** (team-record 1,607 yards)
- Made his debut at Was. (9/9/13), becoming the first Eagles rookie to start at tackle on opening day since **John Welbourn** in 1999

THREE STEP DROP

Hobbies: Hunting and fishing

Favorite movie: *Forrest Gump*

Favorite TV show: *Impractical Jokers*

First job: Grave digger in high school

Biggest pet peeve: Drivers that take a long time to make a turn

Favorite teams/athletes growing up: **Houston Rockets, Green Bay Packers & Brett Favre**

If he could play another sport, what position/team: **Small forward, Houston Rockets**

Three favorite throwback jerseys: **Hakeem Olajuwon, Houston Rockets; Michael Vick, Atlanta Falcons; Bo Jackson, Los Angeles Raiders**

COLLEGE HIGHLIGHTS

- As a senior in 2012, started 11 games at LT and garnered third-team All-America accolades from *CBSSports.com* and second-team All-Big 12 honors from the league's coaches



LIFE IN THE FAST LANE

Johnson did not start playing football until the 7th grade when he was a quarterback for his middle school team in Coldspring, TX. He earned all-state honors as a QB in high school, but did not receive a scholarship offer.

He began his college career at Kilgore (TX) College, where, at 202 pounds, he quarterbacked the Rangers in 2008. After transferring to Oklahoma as a tight end in 2009, he redshirted for one year before playing tight end and defensive end in 2010.

He finally settled in as a right tackle in 2011 before moving to the left side in 2012.

MOTHER'S INFLUENCE

Johnson credits his mother, Ray Ann, for being where he is today. Ray Ann has a degree in criminal justice and works as a social worker with death-row inmates at a prison in Riverside, TX. Lane was proud to purchase his mother a new home in 2014.

"She was a single mother and she raised me by herself. She didn't have a lot, but she made sure I was happy."

FAMILY TIES

Johnson leans on the advice of his father-in-law, John Goodman, who played defensive line for the Pittsburgh Steelers from 1981-85.

"He's been a mentor to me. He's been in my shoes - been there, done that. He's taught me how to best work through adversity and the tough times."

SMALL TOWN ROOTS

Johnson's graduating class from Groveton High School consisted of just 35 students. In fact, Groveton's listed population in 2010 was just 1,057.

Johnson played quarterback and safety at Groveton, where he was an all-region and honorable mention all-state selection. Johnson also lettered in track and field, as he placed 4th in the shot put at the state's track championships. He was also a member of Groveton's baseball and basketball teams.

BIRDSEED

Johnson and his wife, Chelsea, reside in Edmond, OK. They have two sons, Jace and Channing; a daughter, Journey Lane; and a dog, Mox. Johnson majored in human relations at Oklahoma.



@Lanejohnson65



@lanejohnson65

CAREER STATISTICS

Year	Team	GP/S	STARTS		OFF SNAPS	
			LT	RT	No	Pct
2013	Philadelphia	16/16	0	16	1102	100%
2014	Philadelphia	12/12	0	12	889	76%
2015	Philadelphia	16/16	2	14	1156	100%
2016	Philadelphia	6/6	0	6	407	36%
2017	Philadelphia	15/15	0	15	964	85%
2018	Philadelphia	15/15	0	15	962	88%
2019	Philadelphia	7/7	0	7	487	100%
Totals		87/87	2	85	---	---

PLAYOFFS

2013	Philadelphia	1/1	0	1	58	100%
2017	Philadelphia	3/3	0	3	207	100%
2018	Philadelphia	2/2	0	2	119	100%
Totals		6/6	0	6	---	---



COLLEGE HIGHLIGHTS (Continued)

- Anchored a Sooner offense that ranked 12th in the nation with 497.9 total yards per game and posted a team-best 123 knockdowns. Led the Big 12 with 19 TD-resulting blocks
- Started 12 games at RT as a junior in 2011 as the Sooners ranked 10th in the nation in scoring (39.5 ppg), 5th in offense (512.3 ypg) and 5th in passing (349.4 ypg), while allowing the 7th-fewest sacks in the nation (11)
- Began his sophomore season in 2010 as a TE before converting to the defensive line
- Was a two-time Academic All-Big 12 first-team honoree
- Redshirted in 2009 after transferring from Kilgore (TX)
- Appeared in 9 games as a reserve QB at Kilgore, completing 32 of 61 passes for 510 yards, 3 TDs and 7 INTs, while adding 24 yards and 1 TD on 17 carries

TRANSACTIONS

- 2013** Drafted by PHI in 1st round (4th overall)
Signed 4-year contract
- 7/23/14** Suspended by NFL for 4 games
- 9/29/14** Activated from reserve/suspended list
- 1/29/16** Signed 6-year contract through 2021
- 10/11/16** Suspended by NFL for 10 games
- 12/20/16** Activated from reserve/suspended list

P CAMERON JOHNSTON 1



5-11 | 194  **2nd Year**

DOB: Feb. 24, 1992 (Age 27)

In his first NFL season (2018), Cameron Johnston established single-season franchise records in gross punting average (48.1) and net punting average (42.7), ranking 3rd and 4th in the NFL, respectively, in those categories. Additionally, Johnston ranked T-5th in 60+ yard punts (5) and T-8th in 50+ yard punts (28). The Aussie punter produced a record-breaking career at Ohio State, where he collected All-America and All-Big Ten accolades.

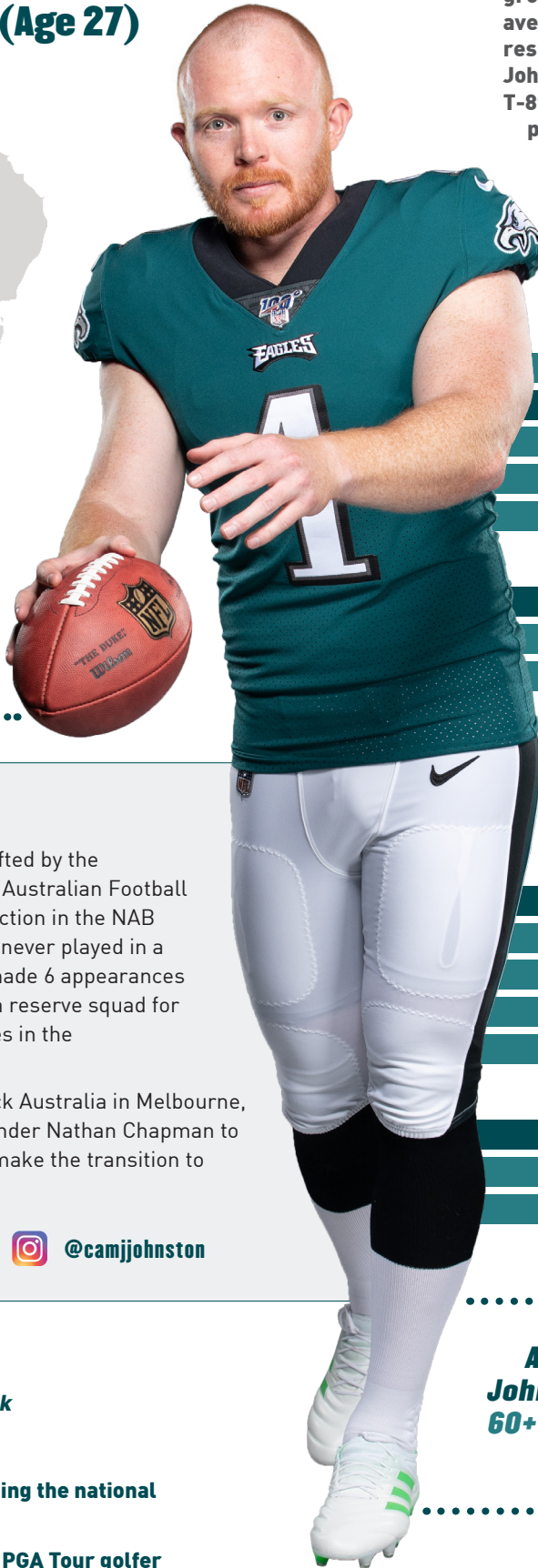


**Geelong,
Australia**

**St. Joseph's
College**



Ohio State
UDFA ('17) by
Philadelphia
Acquired: FA-18



GROSS PUNTING AVERAGE

NFL PLAYERS SINCE 2018

Andy Lee (Ari.)	48.4
Cameron Johnston (Phi.)	48.0
Michael Dickson (Sea.)	47.5
Sam Koch (Bal.)	47.2
Brett Kern (Ten.)	47.0

EAGLES SINGLE-SEASON HISTORY

Cameron Johnston (2018)	48.1
Joe Muha (1948)	47.3
Donnie Jones (2015)	47.0

(min. 40 attempts)

NET PUNTING AVERAGE

NFL PLAYERS SINCE 2018

Cameron Johnston (Phi.)	43.2
Thomas Morstead (NO)	43.1
Tress Way (Was.)	42.5
Rigoberto Sanchez (Ind.)	42.4
Andy Lee (Ari.)	42.3

EAGLES SINGLE-SEASON HISTORY

Cameron Johnston (2018)	42.7
Donnie Jones (2015)	41.6
Donnie Jones (2016)	40.7

(min. 40 attempts)

BIRDSEED

In 2010, Johnston was drafted by the Melbourne Demons of the Australian Football League with the 52nd selection in the NAB Rookie Draft. Although he never played in a game for Melbourne, he made 6 appearances for the Casey Scorpions, a reserve squad for Melbourne which competes in the Victorian Football League.

Johnston trained at Prokick Australia in Melbourne, where he worked with founder Nathan Chapman to hone his craft in order to make the transition to American football.



@Cam_Johnston



@camjohnston

THREE-STEP DROP

Favorite TV show: *Prison Break*

Favorite music: Country

Favorite sports moment: Winning the national championship at Ohio State

If he could play another sport: PGA Tour golfer

As a first-year player in 2018, Johnston ranked T-5th in the NFL in 60+ yard punts (5) and T-8th in 50+ yard punts (28).



CAREER STATISTICS

Year	Team	GP	No	Yds	Avg	Opp Ret	Yds	TB	Net Yds	Net Avg	In20	Lg	Blk	ST
2018	Philadelphia	16	61	2,937	48.1	31	194	7	2,603	42.7	24	68	0	1
2019	Philadelphia	7	25	1,191	47.6	11	77	0	1,114	44.6	12	60	0	1
Totals		23	86	4,128	48.0	42	271	7	3,717	43.2	36	68	0	2

PLAYOFFS

2018	Philadelphia	2	10	467	46.7	3	8	0	459	45.9	4	54	0	0
Totals		2	10	467	46.7	3	8	0	459	45.9	4	54	0	0



CAREER HIGHLIGHTS

- In 2018, established Eagles single-season records in gross punting average (48.1) and net punting average (42.7)

SEASON HIGHLIGHTS

2019 - PHILADELPHIA EAGLES (7/0)

- Booted 3 of 5 punts inside the 20-yard line in the win vs. NYJ (10/6/19), including a season-long 60-yard punt. Marked the second straight game that he landed 3 punts inside the 20
- Produced season highs in gross average (52.3) and net average (49.3) while recording 3 punts of 50+ yards (52, 54 and 57) at Atl. (9/15/19). His gross and net averages marked the 2nd-highest single-game totals of his career in each category. His net average of 49.3 marked the 2nd-highest single-game net average in franchise history (min. 4 punts)
- Recorded punts of 52, 54 and 48 yards to post a 51.3 gross average and 47.7 net average in the win vs. Was. (9/8/19). His 51.3 gross average was the 6th-best single-game mark of his career and his 47.7 net average was his 4th-highest

2018 - PHILADELPHIA EAGLES (16/0, 2/0)

- Set single-season team records in gross punting average (48.1) and net punting average (42.7). Placed 3rd and 4th, respectively, in the NFL in those categories
- Ranked T-5th in the NFL in 60+ yard punts (5), trailing only **Michael Dickson** (11), **Lac Edwards** (8), **Matt Haack** (8) and **Andy Lee** (8). Also finished T-8th in 50+ yard punts (28)

CAREER HIGHS

Punts	6	3x, last: 12/9/18 at Dal.
Punt Yards	313	9/6/18 vs. Atl.
Punt Long	68	9/30/18 at Ten.
Inside 20	3	6x, last: 10/6/19 vs. NYJ
Gross Average	56.0	9/16/18 at TB
Net Average	52.3	12/16/18 at LAR

TOP-10 LONGEST PUNTS

Date	Opponent	Yds
9/30/18	at Tennessee Titans (L, 23-26) (OT)	68
9/16/18	at Tampa Bay Buccaneers (L, 21-27)	65
9/6/18	vs. Atlanta Falcons (W, 18-12)	65
9/16/18	at Tampa Bay Buccaneers (L, 21-27)	63
10/6/19	vs. New York Jets (W, 31-6)	60
10/28/18	at Jacksonville Jaguars (W, 24-18)	60
11/25/18	vs. New York Giants (W, 25-22)	59
9/30/18	at Tennessee Titans (L, 23-26) (OT)	58
9/6/18	vs. Atlanta Falcons (W, 18-12)	58
9/22/19	vs. Detroit Lions (L, 24-27)	57
9/15/19	at Atlanta Falcons (L, 20-24)	57
10/7/18	vs. Minnesota Vikings (L, 21-23)	57

COLLEGE HIGHLIGHTS

- Finished 2nd all-time in Ohio State history with a 44.9 punting average, trailing only **Andy Groom** (45.0). Also landed 109 punts inside the 20-yard line, shattering the previous Ohio State career record of 78
- In 2016, was named Big Ten Eddleman-Fields Punter of the Year, earned first-team All-Big Ten honors and was a second-team All-America selection
- Named second-team All-Big Ten and was a semifinalist for the Ray Guy Award after ranking 2nd in the Big Ten in punting average (43.9) in 2015
- Earned honorable mention All-Big Ten recognition and was a semifinalist for the Ray Guy Award after leading the Big Ten in punting average (45.1) in 2014



2019 GAME-BY-GAME STATISTICS (PHI)

Date	Opp	No	Yds	Avg	Net	TB	In20	Lg	Blk	
Sep 8	Was	W	3	154	51.3	47.7	0	1	54	0
Sep 15	at Atl	L	4	209	52.3	49.3	0	3	57	0
Sep 22	Det	L	3	144	48.0	40.0	0	1	57	0
Sep 26	at GB	W	4	167	41.8	41.8	0	3	51	0
Oct 6	NYJ	W	5	234	46.8	44.4	0	3	60	0
Oct 13	at Min	L	3	131	43.7	41.7	0	1	47	0
Oct 20	at Dal	L	3	152	50.7	46.7	0	0	52	0
Oct 27	at Buf									
Nov 3	Chi									
Nov 17	NE									
Nov 24	Sea									
Dec 1	at Mia									
Dec 9	NYG									
Dec 15	at Was									
Dec 22	Dal									
Dec 29	at NYG									
Totals			25	1,191	48.0	43.2	0	12	60	0

2018 GAME-BY-GAME STATISTICS (PHI)

Date	Opp	No	Yds	Avg	Net	TB	In20	Lg	Blk	
Sep 6	Atl	W	6	313	52.2	47.0	1	1	65	0
Sep 16	at TB	L	5	280	56.0	46.2	1	3	65	0
Sep 23	Ind	W	3	128	42.7	42.0	0	0	52	0
Sep 30	at Ten	L	6	308	51.3	40.0	3	2	68	0
Oct 7	Min	L	4	187	46.8	41.3	0	2	57	0
Oct 11	at NYG	W	5	240	48.0	48.0	0	2	53	0
Oct 21	Car	L	3	135	45.0	41.0	0	1	53	0
Oct 28	at Jax	W	3	155	51.7	41.3	0	0	60	0
Nov 11	Dal	L	2	88	44.0	44.0	0	2	49	0
Nov 18	at NO	L	4	159	39.8	36.5	0	2	46	0
Nov 25	NYG	W	4	201	50.3	39.0	1	2	59	0
Dec 3	Was	W	2	93	46.5	46.0	0	1	50	0
Dec 9	at Dal	L	6	276	46.0	43.7	0	3	53	0
Dec 16	at LAR	W	3	155	51.7	52.3	0	2	56	0
Dec 23	Hou	W	2	96	48.0	34.0	1	0	48	0
Dec 30	at Was	W	3	123	41.0	34.3	0	1	45	0
Totals			61	2,937	48.1	42.7	7	24	68	0

PLAYOFFS

Jan 6	at Chi	W	5	226	45.2	45.2	0	1	53	0
Jan 13	at NO	L	5	241	48.2	46.6	0	3	54	0
Totals			10	467	46.7	45.9	0	4	54	0

TRANSACTIONS

- 2017** Signed by PHI as undrafted free agent
- 9/2/17** Waived by PHI
- 1/3/18** Signed by PHI to reserve/future contract

CB SIDNEY JONES 22



6-0 | 181  **2nd Year**
DOB: May 21, 1996 (Age 23)



Diamond Bar, California

West Covina High School



Washington
D2-17 (43th overall)
by Philadelphia

THREE-STEP DROP

Nickname: Sid the Kid

Bucket list: Skydiving

Surprisingly good at: Cooking

If he could play another sport, what position/team: Center, L.A. Lakers

Players he models his game after: Marcus Peters, Richard Sherman, Desmond Trufant

Favorite athletes growing up: Randy Moss, Kobe Bryant

Favorite movie: Transformers

Favorite music: Hip Hop, R&B

Favorite meal: Pasta

Three favorite throwback jerseys: Kobe Bryant, Los Angeles Lakers; Kevin Durant, Seattle SuperSonics; Allen Iverson, Philadelphia 76ers



Sidney Jones was originally selected by the Eagles in the 2nd round (43rd overall) of the 2017 NFL Draft. Jones attended the University of Washington, where he was a two-time first-team All-Pac-12 selection (2015-16) and second-team All-America honoree in 2016. In 40 career games with the Huskies, Jones posted 145 tackles, 30 PDs, 9 INTs, 6 FFs and 3 FRs.

CAREER INTERCEPTIONS

WASHINGTON PLAYERS (SINCE 1996)

Marcus Peters (2012-14)	11
Sean Parker (2010-13)	11
Derrick Johnson (2000-04)	11
Sidney Jones (2014-16)	9
Evan Benjamin (2002-05)	8
Tony Parrish (1996-97)	8

SEASON HIGHLIGHTS

2019 - PHILADELPHIA EAGLES (5/4)

- Recorded his 1st career INT when he picked off Falcons QB **Matt Ryan** and returned the ball 1 yard to the ATL 41 with 0:41 remaining in the first half at Atl. (9/15/19)

2018 - PHILADELPHIA EAGLES (9/4, 0/0)

- Made his first career start as a nickel cornerback in the 34-13 win at NYG (10/11/18)
- Recorded a career-high 8 tackles (7 solo) vs. Min. (10/7/18)

2017 - PHILADELPHIA EAGLES (13/13, 0/0)

- Activated from the Non-Football Injury List (Achilles) to the 53-man roster in Week 17 and recorded 3 tackles (2 solo) in his NFL debut vs. Dal. (12/31/17). Saw action in 29 defensive snaps at cornerback and 7 special teams snaps on the punt return unit



CAREER STATISTICS

Year	Team	GP/S	TACKLES					PASS DEFENSE						FUMBLES			DEF SNAPS	
			Total	Solo	Asst	TFL	Sacks	Int	Yds	Lg	TD	PD	QPH	FF	FR	Yds	No	Pct
2017	Philadelphia	1/0	3	2	1	0	0.0	0	0	--	0	0	0	0	0	--	29	3%
2018	Philadelphia	9/4	36	27	9	1	0.0	0	0	--	0	3	0	0	0	--	322	31%
2019	Philadelphia	5/4	19	17	2	1	0.0	1	1	--	0	4	0	0	0	--	175	37%
Totals		15/8	58	46	12	2	0.0	1	1	--	0	7	0	0	0	--	---	---

PLAYOFFS

2017	Philadelphia	0/0	0	0	0	0	0.0	0	0	--	0	0	0	0	0	--	0	0%
2018	Philadelphia	0/0	0	0	0	0	0.0	0	0	--	0	0	0	0	0	--	0	0%
Totals		0/0	0	0	0	0	0.0	0	0	--	0	0	0	0	0	--	---	---

CAREER HIGHS

Tackles	8	10/7/18 at NYG
Sacks	--	---
INTs	1	9/15/19 at Atl.
PDs	2	9/22/19 vs. Det.
FFs	--	---
FRs	--	---



COLLEGE HIGHLIGHTS

- In 2016, was named second-team All-America (*Sports Illustrated*, *Football Writers*) while garnering first-team All-Pac-12 accolades
- Started all 14 games in 2016 and finished with 9 PDs, 3 INTs and 2 FFs. Named the Pac-12 Player of the Week after intercepting two passes and adding two other PDs in a win at California (11/5/16). Totaled 3 tackles and 1 FF in the Pac-12 Championship Game victory vs. Colorado (12/2/16)
- Started all 13 games in 2015 and finished the year as the Pac-12 leader in PDs (14). Forced a fumble, picked it up and ran 70 yards for a TD vs. California (9/26/15). Returned a 35-yard INT for a TD against Utah (11/7/15). Notched a 69-yard INT-TD and 3 other PDs vs. Washington State (11/27/15)



TRANSACTIONS

- 2017** Drafted by PHI in 2nd round (43rd overall)
Signed 4-year contract
- 9/1/17** Placed on Reserve/Non-Football Injury List
- 12/30/17** Activated to 53-man roster

BIRDSEED

Jones prepped at West Covina (CA) High School, where he was named Hacienda League Defensive Player of the Year and earned first-team All-CIF Southern Section Southeast Division honors at defensive back as a senior in 2013. Jones, who played cornerback, free safety, running back and wide receiver while also returning kicks and punts for the Bulldogs, helped lead West Covina into the CIF Southern Section Southeast Division playoffs that year as well.

As a junior in 2012, Jones received first-team All-CIF SS Southeast Division and first-team All-Hacienda League honors at defensive back and helped lead the Bulldogs to the CIF-SS Southeast Division semifinals. As a sophomore in 2011, West Covina finished the season 13-1 and won the CIF-SS Southeast Division, beating La Serna, 84-21, in the championship game. That squad scored 240 points in four postseason contests.

 @SidneyJonesIV
  @sidneyjonesiv

CB SIDNEY JONES 22



2019 GAME-BY-GAME STATISTICS (PHI)

Date	Opp	GP/S	Tot	Solo	Sk	Int	PD	FF	FR	Snaps	Pct	
Sep 8	Was	W	1/0	4	3	0.0	0	1	0	0	32	50%
Sep 15	at Atl	L	1/1	6	6	0.0	1	1	0	0	32	48%
Sep 22	Det	L	1/1	5	4	0.0	0	2	0	0	49	77%
Sep 26	at GB	W	1/1	2	2	0.0	0	0	0	0	10	12%
Oct 6	NYJ	W	0/0	DID NOT PLAY								
Oct 13	at Min	L	1/1	2	2	0.0	0	0	0	0	52	73%
Oct 20	at Dal	L	0/0	DID NOT PLAY								
Oct 27	at Buf											
Nov 3	Chi											
Nov 17	NE											
Nov 24	Sea											
Dec 1	at Mia											
Dec 9	NYG											
Dec 15	at Was											
Dec 22	Dal											
Dec 29	at NYG											
Totals			5/4	19	17	0.0	1	4	0	0	175	37%



2018 GAME-BY-GAME STATISTICS (PHI)

Date	Opp	GP/S	Tot	Solo	Sk	Int	PD	FF	FR	Snaps	Pct	
Sep 6	Atl	W	1/0	4	2	0.0	0	0	0	0	45	64%
Sep 16	at TB	L	1/0	2	0	0.0	0	0	0	0	31	53%
Sep 23	Ind	W	1/0	5	4	0.0	0	1	0	0	46	78%
Sep 30	at Ten	L	1/0	3	3	0.0	0	1	0	0	48	68%
Oct 7	Min	L	1/0	8	7	0.0	0	0	0	0	40	65%
Oct 11	at NYG	W	1/1	1	0	0.0	0	0	0	0	8	12%
Oct 21	Car	L	0/0	INACTIVE (HAMSTRING)								
Oct 28	at Jax	W	0/0	INACTIVE (HAMSTRING)								
Nov 11	Dal	L	0/0	INACTIVE (HAMSTRING)								
Nov 18	at NO	L	1/1	3	2	0.0	0	0	0	0	22	31%
Nov 25	NYG	W	0/0	INACTIVE (HAMSTRING)								
Dec 3	Was	W	1/1	4	3	0.0	0	0	0	0	45	100%
Dec 9	at Dal	L	1/1	6	6	0.0	0	1	0	0	37	37%
Dec 16	at LAR	W	0/0	INACTIVE (HAMSTRING)								
Dec 23	Hou	W	0/0	INACTIVE (HAMSTRING)								
Dec 30	at Was	W	0/0	INACTIVE (HAMSTRING)								
Totals			9/4	36	27	0.0	0	3	0	0	322	31%

PLAYOFFS

Jan 6	at Chi	W	0/0	INACTIVE (HAMSTRING)								
Jan 13	at NO	L	0/0	INACTIVE (HAMSTRING)								
Totals			0/0	0	0	0.0	0	0	0	0	0	0%

2017 GAME-BY-GAME STATISTICS (PHI)

Date	Opp	GP/S	Tot	Solo	Sk	Int	PD	FF	FR	Snaps	Pct	
Sep 10	at Was	W	0/0	NON-FOOTBALL INJURY LIST (ACHILLES)								
Sep 17	at KC	L	0/0	NON-FOOTBALL INJURY LIST (ACHILLES)								
Sep 24	NYG	W	0/0	NON-FOOTBALL INJURY LIST (ACHILLES)								
Oct 1	at LAC	W	0/0	NON-FOOTBALL INJURY LIST (ACHILLES)								
Oct 8	Ari	W	0/0	NON-FOOTBALL INJURY LIST (ACHILLES)								
Oct 12	at Car	W	0/0	NON-FOOTBALL INJURY LIST (ACHILLES)								
Oct 23	Was	W	0/0	NON-FOOTBALL INJURY LIST (ACHILLES)								
Oct 29	SF	W	0/0	NON-FOOTBALL INJURY LIST (ACHILLES)								
Nov 5	Den	W	0/0	NON-FOOTBALL INJURY LIST (ACHILLES)								
Nov 19	at Dal	W	0/0	NON-FOOTBALL INJURY LIST (ACHILLES)								
Nov 26	Chi	W	0/0	NON-FOOTBALL INJURY LIST (ACHILLES)								
Dec 3	at Sea	L	0/0	NON-FOOTBALL INJURY LIST (ACHILLES)								
Dec 10	at LAR	W	0/0	NON-FOOTBALL INJURY LIST (ACHILLES)								
Dec 17	at NYG	W	0/0	NON-FOOTBALL INJURY LIST (ACHILLES)								
Dec 25	Oak	W	0/0	NON-FOOTBALL INJURY LIST (ACHILLES)								
Dec 31	Dal	L	1/0	3	2	0.0	0	0	0	0	29	43%
Totals			1/0	3	2	0.0	0	0	0	0	29	3%

PLAYOFFS

Jan 13	Atl	W	0/0	INACTIVE (HAMSTRING)								
Jan 21	Min	W	0/0	INACTIVE								
Feb 4	at NE	W	0/0	INACTIVE								
Totals			0/0	0	0	0.0	0	0	0	0	0	0%



6-3 | 295  **9th Year**
DOB: Nov. 5, 1987 (Age 31)



Cincinnati
D6a-11 (191st overall)
by Philadelphia

THREE-STEP DROP

If he could play another sport: **Center for the Philadelphia Flyers**

First job: **Worked a youth hockey camp when he was 14 years old**

First football team: **Played LB and FB for the Roxboro Rockets in 7th grade**

Three items needed on deserted island: **Duct tape, lighter, fishing pole**

Three favorite throwback jerseys: **Chuck Bednarik, Philadelphia Eagles
 Jim Brown, Cleveland Browns
 Wayne Gretzky, Edmonton Oilers**

Pregame ritual: **Listens to Christmas music and combs his beard**

Favorite movies: **The Big Lebowski and The Last Gladiators**

Favorite teams/athletes as a kid: **All Cleveland teams.
 Michael Jordan, Wayne Gretzky and Jerome Bettis**



AP
2017

AP
2018



Originally selected by the Eagles in the 6th round (191st overall) of the 2011 NFL Draft out of the University of Cincinnati, **Jason Kelce** is a two-time All-Pro (2017, 2018) and Pro Bowl (2015, 2017) selection and **Super Bowl LII** champion. Kelce has started 73 consecutive games, which marks the 2nd-longest active streak among NFL centers, trailing only **Ben Jones** (80).

CAREER HIGHLIGHTS

- In 2018, named first-team **All-Pro** by the *Associated Press* for a second straight season after allowing only 1.0 sack in 16 games started. He was integral in helping block for a unit that ranked 3rd in the NFL in offensive points per game (27.0) from Weeks 12-18, when the Eagles finished the season 5-1 en route to their second consecutive playoff berth
- Named first-team **All-Pro** by the *Associated Press* after playing an integral role on the Eagles' **Super Bowl LII**-winning offensive line. In 2017, helped the team rank 3rd in the NFL in offensive points (414, tied) and rushing offense (132.2) as well as 7th in total offense (365.8)
- In 2016, earned his second **Pro Bowl** nod in three seasons after seeing action in all 1,133 of the Eagles' offensive snaps
- Voted to the **Pro Bowl** for the first time in 2014, becoming the first Eagles center to gain such recognition since **Jim Ringo** was named to his 10th Pro Bowl following the 1967 campaign
- Was the recipient of the team's **Ed Block Courage Award** in 2013. The award honors those NFL players who exemplify commitment to the principles of sportsmanship and courage and is given by a vote of the team for efforts as well as individual performance
- In 2013, helped the Eagles set a team record with 6,676 total yards and a then-team record 442 points



HUNGRY DOGS RUN FASTER

Dressed in Mummer's regalia at the podium atop the steps of the Philadelphia Museum of Art, Kelce closed the Eagles' Parade of Champions with an emotional, powerful and memorable speech that solidified his unique place in Philadelphia folklore. Inspired by the "underdog" theme associated with the Eagles' playoff run, Kelce delivered an ode to his teammates and the resilient spirit of the city of Philadelphia.

"It was a very real moment for myself and I think that the fans and really everybody watching it picked up on that as well, that it was really coming from the heart. It wasn't some sort of show, even though it might have looked like it with the Mummer outfit and all the spectacle around it. It was something that came from a burning place down inside that had been engrained through a lot of hard work, a lot of failures, a lot of success throughout my entire career, and the same thing with the city and this entire organization."

FOOTBALL IS FAMILY

Kelce comes from a football lineage, as his younger brother, Travis, was a teammate at Cincinnati (2008-10) as a tight end and was drafted by Kansas City in 2013. His uncle, Don Blalock, played defensive tackle for Purdue (1976-77) and his grandfather, Don Blalock, played football at Ohio University.

BIRDSEED

Kelce is the son of Donna and Ed Kelce. Donna works in banking, while Ed is a sales rep in the steel business. He cites his dad as the biggest influence on his career.

Kelce and his wife, Kylie, have two dogs, Winnie and Baloo. Kelce graduated from Cincinnati with a bachelor's degree in marketing.

CAREER STATISTICS

Year	Team	GP/S	STARTS		OFF SNAPS	
			C	No	Pct	Pct
2011	Philadelphia	16/16	16	N/A	N/A	
2012	Philadelphia	2/2	2	136	12%	
2013	Philadelphia	16/16	16	1095	99%	
2014	Philadelphia	12/12	12	828	70%	
2015	Philadelphia	16/16	16	1156	100%	
2016	Philadelphia	16/16	16	1133	100%	
2017	Philadelphia	16/16	16	1079	95%	
2018	Philadelphia	16/16	16	1037	95%	
2019	Philadelphia	7/7	7	487	100%	
Totals		117/117	117	---	---	

PLAYOFFS						
2013	Philadelphia	1/1	1	58	100%	
2017	Philadelphia	3/3	3	207	100%	
2018	Philadelphia	2/2	2	119	100%	
Totals		6/6	6	---	---	

SEASON HIGHLIGHTS (Continued)

- Was named to *Dallas Morning News* columnist Rick Gosselin's NFL All-Rookie team after starting all 16 games for an offense that set a team record in first downs (356)
- Became the first Eagles rookie offensive lineman to start all 16 games since **Doug Brzezinski** did so in 1999 and the first rookie in team history to start every game at center

COLLEGE HIGHLIGHTS

- Started his final 38 games at Cincinnati during a 47-game career – 26 at left guard and 12 at center
- Started 12 games at center in 2010, and was an All-American honorable mention and All-Big East Conference first-team selection by *The NFL Draft Report*
- As a junior in 2009, earned All-Big East Conference second-team honors while starting all 13 games at left guard
- In 2008, earned Sophomore All-American third-team and All-Big East Conference second-team honors from *The NFL Draft Report* in his first season as a starter
- In 2007, the former walk-on linebacker added more than 40 pounds to his frame during the offseason, shifting to the offensive line, where he competed in nine games as a reserve at center and both offensive guard positions
- Joined the team as a walk-on in 2006, earning Scout Team Defensive Player of the Year honors as a 240-pound LB

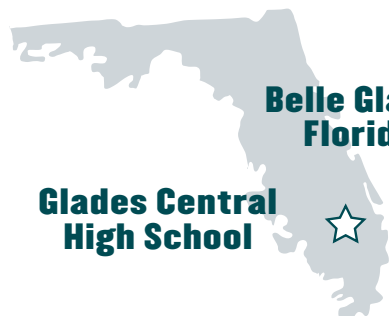
TRANSACTIONS

- 2011** Drafted by PHI in 6th round (191st overall)
Signed 4-year contract
- 9/8/12** Placed on Injured Reserve (knee)
- 2/27/14** Signed by PHI to a 7-year contract through 2020
- 3/2/19** Agreed to terms with PHI on a 1-year contract extension through 2021



5-10 | 190  **4th Year**

DOB: July 25, 1994 (Age 25)



**Belle Glade,
Florida**

**Glades Central
High School**



**Florida Atlantic
UDFA ('16) by
New England
Acquired: W-Det-18**



Cre'Von LeBlanc was claimed by the Eagles off waivers from Detroit in Week 10 of 2018 and quickly earned a prominent role on defense. LeBlanc saw action in 8 regular-season games (4 starts) in midnight green, totaling 32 tackles (26 solo) and 5 PDs, while adding 11 stops (8 solo), 3 PDs and 1 INT (**Drew Brees** - Divisional Round at New Orleans) in 2 playoff contests. A Florida native, LeBlanc was originally signed by New England as an undrafted free agent and spent the first two years of his career with the Bears.

MOST INTERCEPTIONS

NFL ROOKIES IN 2016

Briean Boddy-Calhoun (Cle.)	3
Artie Burns (Pit.)	3
Deion Jones (Atl.)	3
Cre'Von LeBlanc (Chi.)	2
Several players tied	2

NFL UNDRAFTED ROOKIES IN 2016

Briean Boddy-Calhoun (Cle.)	3
Cre'Von LeBlanc (Chi.)	2
Several players tied	1

SEASON HIGHLIGHTS

2018 - LIONS & EAGLES (11/4, 2/1)

- Intercepted **Drew Brees** on the Saints' first play from scrimmage of the Divisional Round playoff game at NO (1/13/19). Became the first NFL player to record an INT on an opponent's first play from scrimmage in a playoff game since **Domonique Rodgers-Cromartie** vs. Green Bay on 1/10/10 with Arizona. Finished the game with 7 tackles and 2 PDs
- Logged a career-high 8 tackles (7 solo) and a PD in the team's Week 15 win at LAR (12/16/18)
- Started his first game as an Eagle vs. Was. (12/3/18) and notched 5 tackles, including a TFL, and 1 PD

2017 - CHICAGO BEARS (15/1)

- Saw action in a career-high 15 games (1 start) and finished with 15 tackles (12 solo), 1.0 sack, 3 PDs and 1 FF

2016 - CHICAGO BEARS (13/9)

- Started nine games as a rookie and finished the season with 46 tackles, two INTs, 10 PDs and a TD. Also logged five punt returns for 43 yards (8.6 avg.)
- Logged the second pick of his career when he intercepted Vikings QB **Sam Bradford** in the end zone at Min. (1/1/17)
- Returned his first NFL interception for a TD when he picked off Lions QB **Matthew Stafford** at Det. (12/11/16). The 24-yard INT return gave Chicago a 17-13 lead in the fourth quarter

COLLEGE HIGHLIGHTS

- Earned All-Conference USA honors and was named the Owls' defensive MVP after notching four INTs during his senior season (2015)



CAREER STATISTICS

Year	Team	GP/S	TACKLES					PASS DEFENSE						FUMBLES			DEF SNAPS		
			Total	Solo	Asst	TFL	Sacks	Int	Yds	Lg	TD	PD	OPH	FF	FR	Yds	No	Pct	
2016	Chicago	13/9	46	36	10	0	0.0	2	24	24t	1	10	0	0	0	0	0	695	65%
2017	Chicago	15/1	15	12	3	0	1.0	0	0	--	0	3	0	1	0	0	212	20%	
2018	Detroit	3/0	2	2	0	0	0.0	0	0	--	0	0	0	0	0	0	29	6%	
	Philadelphia	8/4	32	26	6	1	0.0	0	0	--	0	5	0	0	0	0	351	34%	
	<i>Totals</i>	<i>11/4</i>	<i>34</i>	<i>28</i>	<i>6</i>	<i>1</i>	<i>0.0</i>	<i>0</i>	<i>0</i>	<i>--</i>	<i>0</i>	<i>5</i>	<i>0</i>	<i>0</i>	<i>0</i>	<i>0</i>	<i>---</i>	<i>---</i>	
Totals		39/14	95	76	19	1	1.0	2	24	24t	1	18	0	1	0	0	---	---	

PLAYOFFS

2018	Philadelphia	2/1	11	8	3	0	0.0	1	0	0	0	3	0	0	0	0	108	77%
Totals		2/1	11	8	3	0	0.0	1	0	0	0	3	0	0	0	0	---	---

ADDITIONAL STATISTICS

Punt Returns: 5-43 - 2016 (5-43) **Special Teams Tackles:** 3 - 2018 (1), 2017 (2) **Postseason Special Teams Tackles:** 1 - 2018 (1)

CAREER HIGHS

Tackles	8	12/16/18 at LAR
Sacks	1.0	11/12/17 vs. GB
INTs	1	3x, last: 1/13/19 at NO (Div.)
PDs	3	2x, last: 12/11/16
FFs	1	11/26/17 at Phi.
FRs	--	---

2018 GAME-BY-GAME STATISTICS (DET & PHI)

Date	Opp	GP/S	Tot	Solo	Sk	Int	PD	FF	FR	Snaps	Pct
Sep 10	NYJ	L	---	LIONS PRACTICE SQUAD							
Sep 16	at SF	L	---	LIONS PRACTICE SQUAD							
Sep 23	NE	W	---	LIONS PRACTICE SQUAD							
Sep 30	at Dal	L	---	LIONS PRACTICE SQUAD							
Oct 7	GB	W	1/0	1	1	0.0	0	0	0	26	32%
Oct 21	at Mia	W	1/0	0	0	0.0	0	0	0	0	0%
Oct 28	Sea	L	1/0	1	1	0.0	0	0	0	3	5%
WAIVED BY LIONS (11/3/18)											
CLAIMED BY EAGLES OFF WAIVERS (11/5/18)											
Nov 11	Dal	L	1/0	0	0	0.0	0	0	0	0	0%
Nov 18	at NO	L	1/0	4	2	0.0	0	1	0	44	63%
Nov 25	NYG	W	1/0	4	2	0.0	0	2	0	45	73%
Dec 3	Was	W	1/1	5	5	0.0	0	1	0	34	76%
Dec 9	at Dal	L	1/1	5	5	0.0	0	0	0	71	72%
Dec 16	at LAR	W	1/1	8	7	0.0	0	1	0	74	97%
Dec 23	Hou	W	1/0	3	2	0.0	0	0	0	41	63%
Dec 30	at Was	W	1/1	3	3	0.0	0	0	0	42	93%
Totals		11/4	34	28	0.0	0	5	0	0	---	--
PLAYOFFS											
Jan 6	at Chi	W	1/0	4	3	0.0	0	1	0	51	80%
Jan 13	at NO	L	1/1	7	5	0.0	1	2	0	57	74%
Totals		2/1	11	8	0.0	1	3	0	0	108	77%



COLLEGE HIGHLIGHTS (Continued)

- Logged the first two INTs of his career as a junior in 2014. Returned the first pick of his career 76 yards for a TD against University of Texas at San Antonio

TRANSACTIONS

- 2016** Signed by NE as UDFA
- 9/3/16** Waived by NE
- 9/4/16** Claimed by CHI off waivers from NE
- 9/1/18** Waived by CHI
- 9/3/18** Signed by DET to practice squad
- 10/6/18** Signed by DET from practice squad to active roster
- 11/3/18** Waived by DET
- 11/5/18** Claimed by PHI off waivers from DET
- 9/2/19** Signed by PHI to 1-year contract extension
- Placed on Injured Reserve




6-2 | 249  **3rd Year**
DOB: Sept. 9, 1992 (Age 27)

**Middletown,
New Jersey**

**Middletown South
High School** 



Old Dominion
UDFA ('15) by Chicago
Acquired: FA-16



Rick Lovato was signed by the Eagles in Week 15 of 2016 and has helped bring stability and success to Philadelphia's special teams units. In his first full season as the long snapper in 2017, Lovato helped rookie kicker **Jake Elliott** connect on the longest FGs in Eagles regular-season (61 yards) and postseason history (53 yards). In 2018, he snapped for first-year punter **Cameron Johnston**, who set franchise records in both gross punting average (48.1) and net punting average (42.7).

CAREER HIGHLIGHTS

- In 2018, snapped for first-year punter **Cameron Johnston**, who set team records in both gross punting average (48.1) and net punting average (42.7)
- In his first full season as Philadelphia's long snapper in 2017, helped rookie kicker **Jake Elliott** kick the longest FGs in Eagles regular-season (61 yards) and playoff history (53 yards)

COLLEGE HIGHLIGHTS

- Served as Old Dominion's long snapper in all 50 games during his four-year career. Earned FCS All-America honors in 2012

TRANSACTIONS

2015	Signed by CHI as UDFA
8/31/15	Waived by CHI
12/22/15	Signed by GB
9/3/16	Waived by GB
11/19/16	Signed by WAS
11/29/16	Waived by WAS
12/12/16	Signed by PHI

BIRDSEED

Lovato began long-snapping as a freshman at Middletown South (NJ) High School, where he also played center and defensive line. Following his senior year, Lovato was named third-team all-Monmouth County and was an all-conference selection.

 [@TheSnappingLife](#)  [@ricklovato45](#)

THREE-STEP DROP

First job: Worked at his dad's sub shop

Hobbies: Playing guitar and skateboarding

Surprisingly good at: "Flexibility. I'm probably the most flexible person on the team."

Favorite athlete growing up: Derek Jeter

Favorite movie: *Fast and Furious*

Favorite TV show: *The Office*

CAREER SERVICE

			ST
Year	Team	GP	T
2015	Green Bay	2	0
2016	Washington	2	0
	Philadelphia	3	0
	<i>Totals</i>	5	0
2017	Philadelphia	16	4
2018	Philadelphia	16	3
2019	Philadelphia	7	1
Totals		46	8

PLAYOFFS

Year	Team	GP	T
2015	Green Bay	2	0
2017	Philadelphia	3	0
2018	Philadelphia	2	0
Totals		7	0

CB AVONTE MADDOX 29



5-9 | 184  **2nd Year**

DOB: March 31, 1996 (Age 23)



Detroit, Michigan

Martin Luther King High School



Pittsburgh

D4a-18 (125th overall) by Philadelphia



Originally selected by the Eagles in the 4th round (125th overall) of the 2018 NFL Draft, **Avonte Maddox** put his versatility on display as a rookie and played a valuable role at the cornerback, nickel and safety positions. One of the top defensive backs in the ACC during his time at the University of Pittsburgh, the Detroit native produced 183 tackles (136 solo), 42 PDs, 8 INTs (including 2 TDs), 7.0 sacks, 3 FFs and 1 FR in 46 career games.

MOST INTERCEPTIONS

ACC PLAYERS (2015-17)

T. Washington (Louisville)	10
Greg Stroman (Va. Tech)	9
C. Tankersley (Clemson)	9
Chucky Williams (Louisville)	9
Avonte Maddox (Pitt)	8
Lukas Denis (BC)	8
T. McFadden (FSU)	8

ACC PLAYERS (2015-17)

Avonte Maddox	8
Dane Jackson	3
Terrish Webb	3
Jordan Whitehead	3
Saleem Brightwell	2
Matt Galambos	2
Ryan Lewis	2

MOST SACKS

ACC DEFENSIVE BACKS IN 2017

4.0	Avonte Maddox (Pitt)
3.0	C.J. Avery (Louisville)
3.0	Shawn Boone (NC State)
2.0	Amari Carter (Miami)
2.0	Terrell Edmunds (Va. Tech)
2.0	Mook Reynolds (Va. Tech)
2.0	M.J. Stewart (UNC)

THREE-STEP DROP

Hobbies: Bowling and playing video games

Surprisingly good at: Playing the piano

Favorite movie: *All About the Benjamins*

Favorite TV show: *The Flash*

Favorite music: R&B and hip-hop

Favorite meal: Crab legs and shrimp

If he could play another sport, what position/team:
Shortstop, Detroit Tigers

SEASON HIGHLIGHTS

2018 - PHILADELPHIA EAGLES (13/9, 2/2)

- Registered a split sack of Texans QB **Deshaun Watson** vs. Hou. (12/23/18)
- Intercepted Rams QB **Jared Goff** in the 30-23 road win at LAR (12/16/18)
- Forced a fumble of Jaguars WR **Keelan Cole** at Jax. (10/28/18) which was recovered by **Malcolm Jenkins**. Became the 1st Eagles rookie DB to force a fumble since **Brandon Boykin** on 12/23/12 (vs. Was.)
- Made his 1st-career start and played every defensive snap vs. Min. (10/7/18)
- Picked off **Marcus Mariota** for his 1st-career INT at Ten. (9/30/18). The takeaway set up a 27-yard FG to give the Eagles a 10-3 halftime lead



CAREER STATISTICS

Year	Team	GP/S	TACKLES					PASS DEFENSE						FUMBLES			DEF SNAPS	
			Total	Solo	Asst	TFL	Sacks	Int	Yds	Lg	TD	PD	QPH	FF	FR	Yds	No	Pct
2018	Philadelphia	13/9	50	43	7	2	0.5	2	23	23	0	7	1	1	0	--	540	52%
2019	Philadelphia	4/3	27	22	5	1	0.0	0	0	--	0	4	0	0	0	--	199	42%
Totals		17/12	77	65	12	3	0.5	2	23	23	0	11	1	1	0	--	---	---

PLAYOFFS

2018	Philadelphia	2/2	17	13	4	0	0.0	0	0	--	0	4	0	0	0	--	135	96%
Totals		2/2	17	13	4	0	0.0	0	0	--	0	4	0	0	0	--	---	---

ADDITIONAL STATISTICS

Special Teams Tackles: 5 - 2018 (5)

CAREER HIGHS

Tackles	13	9/26/19 at GB
Sacks	0.5	12/23/18 vs. Hou.
INTs	1	2x, last: 12/16/18 at LAR
PDs	3	1/6/19 at Chi. (WC)
FFs	1	10/28/18 at Jax.
FRs	--	---

COLLEGE HIGHLIGHTS

- One of the top defensive backs in the ACC during his time at Pitt. In 46 career games, produced 183 tackles (136 solo), 42 PDs, 8 INTs (including 2 TDs), 7.0 sacks, 3 FFs and 1 FR
- From 2015-17, his 8 career INTs led the Panthers and tied for 5th in the ACC
- As a senior in 2017, posted a team-high 11 PDs and 2 INTs. Also ranked 2nd in the ACC with a team-leading 3 FFs and led all ACC defensive backs with a career-high 4.0 sacks
- Following his senior season, earned All-ACC honors from the league's coaches and *Associated Press*. Also named the Eastern College Athletic Conference (ECAC) Defensive Player of the Year
- Led the Panthers with 3 INTs and 11 PDs (tied) for the second straight season as a junior in 2016. Closed out the Panthers' win over Marshall with a 33-yard INT-TD (10/1/16)
- Received All-ACC recognition after leading Pitt with 3 INTs and 15 PDs as a sophomore in 2015. Blocked an extra-point attempt in the Military Bowl (12/28/15). Had a career-high 4 PDs and 30-yard INT-TD vs. Louisville (11/21/15). Returned a kickoff 89 yards for a TD vs. Youngstown State (9/5/15)

TRANSACTIONS

2018 Drafted by PHI in 4th round (125th overall)
Signed 4-year contract



BIRDSEED

One of the top athletes in the state of Michigan, Maddox played only two years of football at Martin Luther King (Detroit) High School as a slot receiver, running back, defensive back and kick returner. He also played baseball and basketball. Maddox is the son of Michael and Melanie Jackson and has two brothers and one sister. Maddox majored in communication at Pitt.



@2live_AM



@2live_am



2019 GAME-BY-GAME STATISTICS (PHI)

Date	Opp	GP/S	Tot	Solo	Sk	Int	PD	FF	FR	Snaps	Pct
Sep 8	Was	W	1/1	8	6	0.0	0	1	0	58	91%
Sep 15	at Atl	L	1/1	5	3	0.0	0	1	0	43	65%
Sep 22	Det	L	1/1	1	1	0.0	0	0	0	27	42%
Sep 26	at GB	W	1/0	13	12	0.0	0	2	0	71	88%
Oct 6	NYJ	W	0/0	INACTIVE (CONCUSSION, NECK)							
Oct 13	at Min	L	0/0	INACTIVE (CONCUSSION, NECK)							
Oct 20	at Dal	L	0/0	INACTIVE (CONCUSSION, NECK)							
Oct 27	at Buf										
Nov 3	Chi										
Nov 17	NE										
Nov 24	Sea										
Dec 1	at Mia										
Dec 9	NYG										
Dec 15	at Was										
Dec 22	Dal										
Dec 29	at NYG										
Totals			4/3	27	22	0.0	0	4	0	199	42%

2018 GAME-BY-GAME STATISTICS (PHI)

Date	Opp	GP/S	Tot	Solo	Sk	Int	PD	FF	FR	Snaps	Pct
Sep 6	Atl	W	1/0	0	0	0.0	0	0	0	0	0%
Sep 16	at TB	L	1/0	0	0	0.0	0	0	0	0	0%
Sep 23	Ind	W	1/0	0	0	0.0	0	0	0	0	0%
Sep 30	at Ten	L	1/0	3	2	0.0	1	1	0	20	28%
Oct 7	Min	L	1/1	7	6	0.0	0	0	0	62	100%
Oct 11	at NYG	W	1/1	6	6	0.0	0	0	0	65	100%
Oct 21	Car	L	1/1	5	5	0.0	0	0	0	58	98%
Oct 28	at Jax	W	1/1	6	4	0.0	0	0	1	64	100%
Nov 11	Dal	L	1/1	7	4	0.0	0	0	0	68	99%
Nov 18	at NO	L	1/1	2	2	0.0	0	1	0	17	24%
Nov 25	NYG	W	0/0	INACTIVE (ANKLE, KNEE)							
Dec 3	Was	W	0/0	INACTIVE (ANKLE, KNEE)							
Dec 9	at Dal	L	0/0	INACTIVE (ANKLE, KNEE)							
Dec 16	at LAR	W	1/1	6	6	0.0	1	2	0	76	100%
Dec 23	Hou	W	1/1	5	5	0.5	0	2	0	65	100%
Dec 30	at Was	W	1/1	3	3	0.0	0	1	0	45	100%
Totals			13/9	50	43	0.5	2	7	1	540	52%

PLAYOFFS

Jan 6	at Chi	W	1/1	7	6	0.0	0	3	0	64	100%
Jan 13	at NO	L	1/1	10	7	0.0	0	1	0	71	92%




6-8 | 346  **2nd Year**
DOB: March 31, 1997 (Age 22)



**Sydney,
Australia**



**D7-18 (233rd overall)
by Philadelphia**



A former professional rugby player and an Australian native of Samoan heritage, **Jordan Mailata** (pronounced my-LOT-uh) was originally selected by Philadelphia in the 7th round (233rd overall) of the 2018 NFL Draft, despite having no prior football experience. In 2017, Mailata, who was a front rower for the National Rugby League's South Sydney Rabbitohs, entered the NFL's International Pathway program and conducted his training at IMG Academy in Florida.

BIRDSEED

Mailata's size was no longer compatible for playing rugby, as he was asked to drop 50 pounds from his 310-pound playing weight. That goal quickly became unrealistic given his 10-percent body fat.

Mailata played rugby for the South Sydney Rabbitohs, a club owned by actor Russell Crowe.

Mailata, who was born Lafoga Jordan Mailata, is named after NBA legend Michael Jordan.

THREE-STEP DROP

- First job:** McDonald's
- Hobbies:** Playing guitar
- Desired talent:** Swimming
- If he could play another sport:** Horse jockey
- Player he models his game after:** Jason Peters
- Favorite athlete growing up:** Usain Bolt
- Moment left star struck:** Getting drafted
- Favorite sports moment:** Winning the Rugby Grand Final when he was 14 years old
- Favorite quote:** "You think darkness is your ally? I was born in it, molded by it." - Bane, *The Dark Knight Rises*
- Favorite movies:** *The Lord of the Rings* trilogy and *Star Wars* movies
- Favorite TV show:** *The Walking Dead*
- Favorite music:** Everything

CAREER STATISTICS

			OFF SNAPS	
Year	Team	GP/S	No	Pct
2018	Philadelphia	0/0	0	0%
2019	Philadelphia	0/0	0	0%
Totals		0/0	---	---

CAREER HIGHLIGHTS

- Selected by the Eagles as a tackle in the 7th round (233rd overall) of the 2018 NFL Draft

TRANSACTIONS

- 2018** Drafted by PHI in 7th round (233rd overall)
Signed 4-year contract
- 12/14/18** Placed on Injured Reserve (back)
- 9/21/19** Placed on Injured Reserve (back)



6-4 | 218  **17th Year**
DOB: July 4, 1979 (Age 40)



Jacksonville, Texas 

Jacksonville High School



Sam Houston State
D3a-02 (81st overall)
by Arizona
Acquired: FA-NYJ-19

NFL TEAM AWARDS

During his first season with the New York Jets (2017), earned the Curtis Martin Team MVP, becoming the first Jets QB to win the award since Chad Pennington in 2002.

Was nominated as the Cleveland Browns' representative for the 2015 Art Rooney Sportsmanship Award and also earned the 2015 Dino Lucarelli Good Guy Award from the Cleveland media.

In 2014, was awarded the Chicago Bears Piccolo Award given annually to the teammate that exemplifies courage, loyalty, teamwork and dedication.

 **@JoshMcCown12**



A 17-year NFL veteran, **Josh McCown** signed with the Eagles on August 17, 2019. After originally announcing his retirement following the 2018 season, McCown joined the Eagles late in training camp following injuries to quarterbacks Nate Sudfeld and Cody Kessler. Originally a third-round pick of the Arizona Cardinals in 2002, McCown has played in 104 games (76 starts) and thrown for 17,731 yards and 98 TDs in his career.

CAREER HIGHLIGHTS

- In 2017, was voted by his Jets teammates as the 2017 Curtis Martin Team MVP, becoming the first Jets QB to win the award since **Chad Pennington** in 2002. Started 13 games, completing 267-of-397 passes for 2,926 yards and 18 TDs. Also registered a career-high 5 rushing TDs
- Named **AFC Offensive Player of the Week** for the second time in his career after throwing for 331 yards and scoring 3 TDs (1 pass, 2 rush) in a Jets win vs. KC (12/3/17)
- Set a Cleveland Browns franchise single-game record with 457 passing yards and earned **AFC Offensive Player of the Week** following an OT victory at Bal. (10/11/15). Finished the contest with 2 TD passes and a 111.3 QB rating. Also became the only Cleveland quarterback to throw for 300-plus passing yards in three consecutive games
- Recorded a career-best 109.0 QB rating with the Chicago Bears in 2013. Threw for 1,829 yards with 13 TDs and 1 INT. Led the NFL in interception percentage (0.4) and finished 2nd in TD-INT ratio (13.0)

SEASON HIGHLIGHTS

2019 - PHILADELPHIA EAGLES (3/0)

- Made Eagles debut when he relieved Carson Wentz for 6 plays in the second quarter at Atl. (9/15/19). Completed 3-of-5 attempts for 24 yards and moved the offense into the red zone on a scoring drive. Joined **Ryan Fitzpatrick** as the only players in NFL history to throw a pass for 8 different teams (according to ESPN Stats & Info)



CAREER STATISTICS

Year	Team	GP/S	PASSING										RUSHING					OFF SNAPS	
			Att	Cmp	Pct	Yds	Y/A	TD	Int	Lg	Sk/Yds	Rate	Att	Yds	Avg	Lg	TD	No	Pct
2002	Arizona	2/0	18	7	38.9	66	3.7	0	2	26	5/50	10.2	1	20	20.0	20	0	--	--
2003	Arizona	10/3	166	95	57.2	1018	6.1	5	6	60	25/174	70.3	28	158	5.6	16	1	--	--
2004	Arizona	14/13	408	233	57.1	2511	6.2	11	10	48	31/263	74.1	36	112	3.1	12	2	--	--
2005	Arizona	9/6	270	163	60.4	1836	6.8	9	11	49	18/101	74.9	29	139	4.8	12	0	--	--
2006	Detroit	2/0	0	0	---	0	--	0	0	--	0/0	---	0	0	---	---	0	--	--
2007	Oakland	9/9	190	111	58.4	1151	6.1	10	11	46t	14/92	69.4	29	143	4.9	24	0	--	--
2008	Carolina	2/0	0	0	---	0	--	0	0	--	0/0	---	4	-3	-0.8	0	0	--	--
2009	Carolina	1/0	6	1	16.7	2	0.3	0	0	2	1/6	39.6	0	0	---	---	0	--	--
2011	Chicago	3/2	55	35	63.6	414	7.5	2	4	49	7/43	68.3	12	68	5.7	28	0	--	--
2012	Chicago	0/0	0	0	---	0	--	0	0	--	0/0	---	0	0	---	---	0	0	0%
2013	Chicago	8/5	224	149	66.5	1829	8.2	13	1	80t	11/37	109	13	69	5.3	20	1	422	40%
2014	Tampa Bay	11/11	327	184	56.3	2206	6.7	11	14	56t	36/235	70.5	25	127	5.1	16t	3	630	63%
2015	Cleveland	8/8	292	186	63.7	2109	7.2	12	4	56	23/137	93.3	20	98	4.9	13	1	509	46%
2016	Cleveland	5/3	165	90	54.5	1100	6.7	6	6	54	18/126	72.3	7	21	3.0	7	0	262	25%
2017	N.Y. Jets	13/13	397	267	67.3	2926	7.4	18	9	69t	39/264	94.5	37	124	3.4	22	5	819	79%
2018	N.Y. Jets	4/3	110	60	54.5	539	4.9	1	4	41	7/35	55.8	5	32	6.4	12	0	191	19%
2019	Philadelphia	3/0	5	3	60.0	24	4.8	0	0	13	0/0	72.1	2	-2	-1.0	-1	0	15	3%
Totals		104/76	2633	1584	60.2	17731	6.7	98	82	80t	235/1563	79.7	248	1106	4.5	28	13	--	--

PLAYOFFS

2008	Carolina	0/0	0	0	---	0	--	0	0	--	0/0	---	0	0	---	---	0	0	0%
Totals		0/0	0	0	---	0	--	0	0	--	0/0	---	0	0	---	---	0	--	--

CAREER HIGHS

Pass Attempts	51	10/11/15 at Bal.
Completions	36	2x, last: 10/11/15 at Bal.
Passing Yards	457	10/11/15 at Bal.
Yards/Attempt	12.5	11/16/14 at Was.
Passing Long	80t	12/1/13 at Min.
Passing TDs	4	12/9/13 vs. Dal.
Completion %	81.3	10/25/15 at StL
Passer Rating	141.9	12/9/13 vs. Dal.
Rush Attempts	9	12/19/04 vs. StL
Rushing Yards	48	12/14/03 vs. Car.
Rushing Long	28	1/1/12 at Min.
Rushing TDs	2	3x, last: 12/19/04 vs. StL

SEASON HIGHLIGHTS (Continued)

2017 - NEW YORK JETS (13/13)

- Was voted by his Jets teammates as the 2017 Curtis Martin Team MVP, becoming the first Jets QB to win the award since **Chad Pennington** in 2002. Completed 267-of-397 passes for 2,926 yards and 18 TDs. Also registered a career-high 5 rushing TDs
- Finished the season with a QB rating of 94.5, marking the fourth-highest single-season total in franchise history. Also registered a 67.3 completion percentage, which was the third-highest completion percentage in team history
- Named **AFC Offensive Player of the Week** for the second time in his career after throwing for 331 yards and scoring 3 TDs (1 pass, 2 rush) in a Jets win vs. KC (12/3/17)

2015 - CLEVELAND BROWNS (8/8)

- Despite playing in just half of the team's games, threw for 2,109 yards and 12 TDs
- Set a Cleveland Browns franchise single-game record with 457 passing yards and earned **AFC Offensive Player of the Week** following an OT victory at Bal. (10/11/15). Finished the contest with 2 TD passes and a 111.3 QB rating. Also became the only Cleveland quarterback to throw for 300-plus passing yards in three consecutive games





2019 GAME-BY-GAME STATISTICS (PHILADELPHIA)

Date	Opp		GP/S	PASSING									RUSHING					SNAPS		
				Att	Cmp	Pct	Yds	Y/A	TD	Int	Lg	Sk/Yds	Rat	Att	Yds	Avg	Lg	TD	No	Pct
Sep 8	Was	W	0/0	DID NOT PLAY																
Sep 15	at Atl	L	1/0	5	3	60.0	24	4.8	0	0	13	0/0	72.1	0	0	---	--	0	6	7%
Sep 22	Det	L	0/0	DID NOT PLAY																
Sep 26	at GB	W	0/0	DID NOT PLAY																
Oct 6	NYJ	W	1/0	0	0	---	0	---	0	0	--	0/0	---	2	-2	-1.0	-1	0	5	7%
Oct 13	at Min	L	1/0	0	0	---	0	---	0	0	--	0/0	---	0	0	---	--	0	4	6%
Oct 20	at Dal	L	0/0	DID NOT PLAY																
Oct 27	at Buf																			
Nov 3	Chi																			
Nov 17	NE																			
Nov 24	Sea																			
Dec 1	at Mia																			
Dec 9	NYG																			
Dec 15	at Was																			
Dec 22	Dal																			
Dec 29	at NYG																			
Totals			3/0	5	3	60.0	24	4.8	0	0	13	0/0	72.1	2	-2	-1.0	-1	0	15	3%

2018 GAME-BY-GAME STATISTICS (NEW YORK JETS)

Date	Opp		GP/S	PASSING									RUSHING					SNAPS		
				Att	Cmp	Pct	Yds	Y/A	TD	Int	Lg	Sk/Yds	Rat	Att	Yds	Avg	Lg	TD	No	Pct
Sep 10	at Det	W	0/0	DID NOT PLAY																
Sep 16	Mia	L	0/0	DID NOT PLAY																
Sep 20	at Cle	L	0/0	DID NOT PLAY																
Sep 30	at Jax	L	0/0	DID NOT PLAY																
Oct 7	Den	W	0/0	DID NOT PLAY																
Oct 14	Ind	W	0/0	DID NOT PLAY																
Oct 21	Min	L	0/0	DID NOT PLAY																
Oct 28	at Chi	L	0/0	DID NOT PLAY																
Nov 4	at Mia	L	0/0	DID NOT PLAY																
Nov 11	Buf	L	1/1	34	17	50.0	135	4.0	0	2	22	3/19	35.8	1	4	4.0	4	0	56	100%
Nov 25	NE	L	1/1	45	26	57.8	276	6.1	1	1	41	2/12	73.9	3	25	8.3	12	0	64	100%
Dec 2	at Ten	L	1/1	30	17	56.7	128	4.3	0	1	20	2/4	53.2	1	3	3.0	3	0	68	100%
Dec 9	at Buf	W	1/0	1	0	0.0	0	0.0	0	0	--	0/0	39.6	0	0	---	--	0	3	6%
Dec 15	Hou	L	0/0	DID NOT PLAY																
Dec 23	GB	L	0/0	DID NOT PLAY																
Dec 30	at NE	L	0/0	DID NOT PLAY																
Totals			4/3	110	60	54.5	539	4.9	1	4	41	7/35	55.8	5	32	6.4	12	0	191	19%



5-10 | 195  **8th Year**

DOB: June 23, 1990 (Age 29)

**Hyattsville,
Maryland**

**DeMatha Catholic
High School**



**Virginia
UDFA ('12) by
St. Louis**

Acquired: FA-LAR-16



One of the hardest-hitting safeties in the NFL, **Rodney McLeod** joined the Eagles as a free agent in 2016 and has produced a career-high 3 INTs in each of his last two full seasons (2016-17). Originally signed by the Rams as an undrafted rookie in 2012, McLeod is one of just four NFL safeties with 12+ INTs and 9+ FFs since 2013.



MOST TACKLES

EAGLES PLAYERS IN 2017

Malcolm Jenkins	119
Jalen Mills	86
Nigel Bradham	85
Rodney McLeod	78
Mychal Kendricks	72

MOST INTERCEPTIONS

EAGLES PLAYERS IN 2017

Patrick Robinson	4
Rodney McLeod	3
Ronald Darby	3
Jalen Mills	3
Several players tied	2

THREE-STEP DROP

Hobbies: Puzzles and video games

Bucket list: Ride in a helicopter, skydive and travel to Paris

If he could be any superhero: Batman

Favorite movies: *Any Given Sunday*, *The Dark Knight*, *Friday*

Favorite musicians: Drake, Fabolous, Future

Best player he has faced: Packers QB Aaron Rodgers

Player he models his game after: Ravens S Earl Thomas

Favorite athletes growing up: Kobe Bryant, Deion Sanders

Favorite athletes now: Steph Curry, LeBron James

Three favorite throwback jerseys: Walter Payton, Jerry Rice, Deion Sanders

McLeod is one of only four NFL safeties with 12+ INTs and 9+ FFs since 2013.

NOTES TO KNOW

- Joins **Mike Adams** (18 INTs, 9 FFs), **Malcolm Jenkins** (13 INTs, 11 FFs) and **D.J. Swearinger** (14 INTs, 9 FFs) as the only NFL safeties to produce 12+ INTs and 9+ FFs since 2013 (according to *Pro Football Reference*)

SEASON HIGHLIGHTS

2019 - PHILADELPHIA EAGLES (7/7)

- Recorded his first INT of the season (12th of his career) when he picked off Jets QB **Luke Falk** in the second quarter of the win vs. NYJ (10/6/19)

2018 - PHILADELPHIA EAGLES (3/3, 0/0)

- Led the team with 10 tackles in the season-opening win vs. Atl. (9/6/18) and tied a career high with 3 PDs



CAREER STATISTICS

Year	Team	GP/S	TACKLES					PASS DEFENSE						FUMBLES			DEF SNAPS	
			Total	Solo	Asst	TFL	Sacks	Int	Yds	Lg	TD	PD	OPH	FF	FR	Yds	No	Pct
2012	St. Louis	16/0	0	0	0	0	0.0	0	0	--	0	0	0	0	0	0	4	1%
2013	St. Louis	16/16	87	68	19	2	0.0	2	2	2	0	6	0	2	2	7	1060	99%
2014	St. Louis	16/16	96	64	32	3	0.0	2	1	1	0	5	0	2	2	9	1025	99%
2015	St. Louis	16/16	106	73	33	2	0.0	1	4	4	0	5	0	3	1	20	1153	99%
2016	Philadelphia	16/16	117	78	39	3	1.0	3	5	5	0	10	1	1	0	0	1014	99%
2017	Philadelphia	14/14	78	52	26	2	0.0	3	54	50	0	11	2	1	1	0	846	82%
2018	Philadelphia	3/3	16	9	7	0	0.0	0	0	--	0	5	0	0	0	0	162	16%
2019	Philadelphia	7/7	48	32	16	1	0.0	1	23	23	0	4	2	0	0	0	474	99%
Totals		104/88	548	376	172	13	1.0	12	89	50	0	45	5	9	6	36	---	---

PLAYOFFS

2017	Philadelphia	3/3	18	16	2	1	1.0	0	0	--	0	3	1	0	0	0	206	100%
2018	Philadelphia	0/0	PLACED ON INJURED RESERVE (KNEE) ON 9/29/18															
Totals		3/3	18	16	2	1	1.0	0	0	--	0	3	1	0	0	0	---	---

ADDITIONAL STATISTICS

Fumble Recovery TD: 20 yards on 10/25/15 vs. Cleveland **Special Teams Tackles:** 29 - 2017 (4), 2016 (5), 2014 (1), 2013 (3), 2012 (16)

CAREER HIGHS

Tackles	17	10/16/16 at Was.
Sacks	1.0	2x, last: 1/13/18 vs. Atl. (Div.)
INTs	1	11x, last: 11/19/17 at Dal.
PDs	3	2x, last: 9/6/18 vs. Atl.
FFs	1	9x, last: 10/8/17 vs. Ari.
FRs	1	6x, last: 12/10/17 at LAR



SEASON HIGHLIGHTS (Continued)

2017 - PHILADELPHIA EAGLES (14/14, 3/3)

- Sacked Falcons QB **Matt Ryan** for a 10-yard loss in the third quarter of the 15-10 win vs. Atl. (1/13/18) in the Divisional Round. Became the first Eagles safety to record a sack in a playoff game since **Brian Dawkins** on 1/4/09 at Minnesota
- Combined for a season-high 13 tackles (8 solo) and recovered a fumble forced by **Chris Long**, which he returned 9 yards to set up a 33-yard **Jake Elliott** FG in 43-35 win at LAR (12/10/17)
- Picked off Cowboys QB **Dak Prescott** in the first quarter of the 37-9 win at Dal. (11/19/17). Became the first Eagle to post an INT in 3+ straight games since **Malcolm Jenkins** from 9/15/14-9/28/14 (also 3)

HOMETOWN FOOTBALL CAMP

McLeod hosts an annual football camp at his high school alma mater, DeMatha Catholic, in Hyattsville, MD. The free camp focuses on improving football fundamentals for kids between the ages of 9-14. The camp features motivational speakers who guide campers through a variety of topics, including perseverance, dedication to academics and healthy living.

BIRDSEED

McLeod is the son of Kimberly Holloman and Rodney McLeod. He has five siblings and an English bulldog named Caesar.

McLeod owns a bachelor's degree in sociology.

HIGH SCHOOL STANDOUT

McLeod played defensive back, wide receiver and kick returner in high school at DeMatha Catholic, where he earned all-state and all-conference honors as a senior defensive back in 2007 after intercepting 3 passes. McLeod also hauled in 24 receptions for 52 yards (21.7 avg.) and 8 TDs while returning 3 kickoffs for scores.

As a junior in 2006, McLeod helped lead DeMatha to its fourth-straight conference title, recording 2 INTs and earning all-conference recognition. On offense, McLeod snagged 20 passes for 400 yards (20.0 avg.) and 7 TDs.

McLeod was a member of DeMatha's 400-meter relay team.

@Rodney_McLeod4 @rodmcleod4



2019 GAME-BY-GAME STATISTICS (PHI)

Date	Opp	GP/S	Tot	Solo	Sk	Int	PD	FF	FR	Snaps	Pct	
Sep 8	Was	W	1/1	4	3	0.0	0	0	0	64	100%	
Sep 15	at Atl	L	1/1	6	2	0.0	0	2	0	66	100%	
Sep 22	Det	L	1/1	4	2	0.0	0	0	0	64	100%	
Sep 26	at GB	W	1/1	10	7	0.0	0	1	0	81	100%	
Oct 6	NYJ	W	1/1	7	5	0.0	1	1	0	58	98%	
Oct 13	at Min	L	1/1	6	3	0.0	0	0	0	71	100%	
Oct 20	at Dal	L	1/1	6	3	0.0	0	0	0	70	100%	
Oct 27	at Buf											
Nov 3	Chi											
Nov 17	NE											
Nov 24	Sea											
Dec 1	at Mia											
Dec 9	NYG											
Dec 15	at Was											
Dec 22	Dal											
Dec 29	at NYG											
Totals			7/7	39	26	0.0	1	4	0	0	474	99%

2018 GAME-BY-GAME STATISTICS (PHI)

Date	Opp	GP/S	Tot	Solo	Sk	Int	PD	FF	FR	Snaps	Pct	
Sep 6	Atl	W	1/1	10	6	0.0	0	3	0	70	100%	
Sep 16	at TB	L	1/1	5	3	0.0	0	1	0	58	100%	
Sep 23	Ind	W	1/1	1	0	0.0	0	1	0	34	58%	
Sep 30	at Ten	L	0/0								INJURED RESERVE (KNEE)	
Oct 7	Min	L	0/0								INJURED RESERVE (KNEE)	
Oct 11	at NYG	W	0/0								INJURED RESERVE (KNEE)	
Oct 21	Car	L	0/0								INJURED RESERVE (KNEE)	
Oct 28	at Jax	W	0/0								INJURED RESERVE (KNEE)	
Nov 11	Dal	L	0/0								INJURED RESERVE (KNEE)	
Nov 18	at NO	L	0/0								INJURED RESERVE (KNEE)	
Nov 25	NYG	W	0/0								INJURED RESERVE (KNEE)	
Dec 3	Was	W	0/0								INJURED RESERVE (KNEE)	
Dec 9	at Dal	L	0/0								INJURED RESERVE (KNEE)	
Dec 16	at LAR	W	0/0								INJURED RESERVE (KNEE)	
Dec 23	Hou	W	0/0								INJURED RESERVE (KNEE)	
Dec 30	at Was	W	0/0								INJURED RESERVE (KNEE)	
Totals			3/3	16	9	0.0	0	5	0	0	162	16%

PLAYOFFS

Jan 6	at Chi	W	0/0								INJURED RESERVE (KNEE)	
Jan 13	at NO	L	0/0								INJURED RESERVE (KNEE)	
Totals			0/0	0	0	0.0	0	0	0	0	0	0%

SEASON HIGHLIGHTS (Continued)

- Intercepted Broncos QB **Brock Osweiler** in the third quarter and returned it a career-long 50 yards to set up an Eagles TD drive in the 51-23 win vs. Den. (11/51/7)
- Recorded his first INT of the season when he picked off 49ers QB **C.J. Beathard** in the second quarter of the 33-10 win vs. SF (10/29/17)
- Totaled a career-high 3 PDs along with 6 tackles (4 solo) in the 28-23 win at Car. (10/12/17)
- Forced a goal-line fumble (**J.J. Nelson**) on the Cardinals' final possession in the 34-7 win vs. Ari. (10/8/17)

2016 - PHILADELPHIA EAGLES (16/16)

- Led the team with a career-high 117 tackles. Also added career highs with 3 INTs and 10 PDs
- Made a game-changing INT in the first quarter when he picked off Vikings QB **Sam Bradford** in the end zone in the win vs. Min. (10/23/16). Also recorded a strip-sack of Bradford, which was the first QB takedown of his career
- Set a new single-game career high when he collected 17 tackles (12 solo) at Was. (10/16/16)
- Intercepted Browns QB **Robert Griffin III** in his Eagles debut vs. Cle. (9/11/16)

2015 - ST. LOUIS RAMS (16/16)

- Posted his first-career 100+ tackle campaign (106). Also recorded a career-high 3 FFs and a fumble recovery TD, while adding 5 PDs and 1 INT





6-4 | 254  **Rookie**

DOB: March 14, 1997 (Age 22)

**Philadelphia,
Pennsylvania**

George Washington High School ★



Penn State
D4-19 (138th overall)
by Philadelphia

MOST TACKLES FOR LOSS

PENN STATE PLAYERS (2017-18)

26.5	Shareef Miller
22.0	Yetur Gross-Matos
14.5	Kevin Givens
13.0	Shaka Toney
12.5	Robert Windsor

THREE-STEP DROP

First job: Summer job at a windows company

Surprisingly good at: Playing the drums

Biggest pet peeve: Bad teeth, bad feet

Moment left starstruck: Meeting Jay-Z

If he could play another sport, what position/team: Shooting guard, New York Knicks

Favorite athlete growing up: Kobe Bryant

Favorite music/artists:
Rap, Meek Mill, Jay-Z, Nas

Favorite meal: Mom's spaghetti



A 4th round selection (138th overall) by the Eagles in the 2019 NFL Draft, **Shareef Miller** was regarded as one of the top defensive ends in the Big Ten during his three seasons at Penn State. A member of the 2018 Bednarik Award preseason watch list, Miller compiled 100 tackles (58 solo), 31.5 TFL and 14.5 sacks in 40 career games.

MOST SACKS

PENN STATE PLAYERS (2017-18)

Shareef Miller	13.0
Yetur Gross-Matos	9.5
Kevin Givens	8.5
Shaka Toney	8.5
Robert Windsor	8.5

COLLEGE HIGHLIGHTS

- In 40 career games, registered 100 tackles (58 solo), 31.5 TFL, 14.5 sacks, 1 FF and 2 FRs
- A team co-MVP as a junior in 2018, earned third-team All-Big Ten honors after recording single-season career highs in tackles (41), TFL (15 - 2nd on team) and sacks (7.5 - 2nd on team) in 13 starts. Was named to the Bednarik Award preseason watch list
- Was voted as a third-team All-Big Ten honoree by the media and Phil Steele as a sophomore in 2017, where he tallied 37 tackles (20 solo), 11 TFL, 5 sacks, 1 FF and 1 FR in 13 games (12 starts)
- Appeared in all 14 games as a redshirt freshman in 2016, recording 5.5 TFL and 2 sacks

TRANSACTIONS

2019 Drafted by PHI in 4th round (138th overall)
Signed 4-year contract

Miller finished 2nd on Penn State's defense in TFL (15) and sacks (7.5) as a junior in 2018.



CAREER STATISTICS

Year	Team	GP/S	TACKLES					PASS DEFENSE						FUMBLES			DEF SNAPS			
			Total	Solo	Asst	TFL	Sacks	Int	Yds	Lg	TD	PD	OPH	FF	FR	Yds	No	Pct		
2019	Philadelphia	0/0	0	0	0	0	0.0	0	0	--	0	0	0	0	0	0	0	0	0%	
Totals		0/0	0	0	0	0	0.0	0	0	--	0	0	0	0	0	0	0	0	---	---

CAREER HIGHS

Tackles	--	---
Sacks	--	---
INTs	--	---
PDs	--	---
FFs	--	---
FRs	--	---

2019 GAME-BY-GAME STATISTICS (PHI)

Date	Opp	GP/S	Tot	Solo	Sk	Int	PD	FF	FR	Snaps	Pct		
Sep 8	Was	W	0/0								INACTIVE		
Sep 15	at Atl	L	0/0								INACTIVE		
Sep 22	Det	L	0/0								INACTIVE		
Sep 26	at GB	W	0/0								INACTIVE		
Oct 6	NYJ	W	0/0								INACTIVE		
Oct 13	at Min	L	0/0								INACTIVE		
Oct 20	at Dal	L	0/0								DID NOT PLAY		
Oct 27	at Buf												
Nov 3	Chi												
Nov 17	NE												
Nov 24	Sea												
Dec 1	at Mia												
Dec 9	NYG												
Dec 15	at Was												
Dec 22	Dal												
Dec 29	at NYG												
Totals			0/0	0	0	0.0	0	0	0	0	0	---	---



BIRDSEED

A native of Philadelphia, Miller earned *Philadelphia Inquirer* first-team All-Southeastern Pennsylvania honors during his final prep season at George Washington High School in 2014.

Prior to transferring to George Washington, Miller played at Frankford High School where he was named All-Southeastern Pennsylvania first-team.

Miller is the son of Tekeya Cook and has five siblings: Najier, Destiny, Sharde, Tayda and Jaydua. At Penn State, he majored in rehabilitation and human services.

 @Sacks5thReef
  @48mill



6-0 | 191  **4th Year**
DOB: April 6, 1994 (Age 25)



Louisiana State
D7a-16 (233rd overall)
by Philadelphia



2017



Originally selected by the Eagles in the 7th round (233rd overall) of the 2016 NFL Draft, **Jalen Mills** earned a starting role on Philadelphia's defense in 2017, when he tied for the team lead with 22 PDs, ranked 2nd with 86 total tackles and tied for 2nd with 3 INTs (including 1 TD). Mills was a four-year starter at LSU, where he earned All-America honors in 2015.

MOST PASSES DEFENSED EAGLES PLAYERS IN 2018

Ronald Darby	18
Jalen Mills	14
Malcolm Jenkins	11
Corey Graham	9
Avonte Maddox	7

SEASON HIGHLIGHTS

2019 - PHILADELPHIA EAGLES (1/1)

- Intercepted Cowboys QB **Dak Prescott** in his season debut at Dal. (10/20/19)

2018 - PHILADELPHIA EAGLES (8/8, 0/0)

- Totaled 50 tackles (40 solo), 2 TFLs and 14 PDs in his third season with the Eagles. Missed the second half of the season due to injury (foot)
- Registered 9 tackles (8 solo) and recorded 3 PDs at NYG (10/11/18)
- Recorded a career-high 4 PDs vs. Ind. (9/23/18) and added 5 solo tackles

2017 - PHILADELPHIA EAGLES (15/15, 3/3)

- As Philadelphia held a 15-10 lead with just over a minute remaining in the Divisional Playoff vs. Atl. (1/13/18), blanketed Falcons WR **Julio Jones** on fourth-and-goal and forced an incomplection in the corner of the end zone to seal the win. Led the defense with a career-high-tying 3 PDs
- Tied for the team lead with 22 PDs, ranked 2nd with 86 total tackles and tied for 2nd with 3 INTs
- Named **NFC Defensive Player of the Week** after posting a 37-yard INT-TD (49ers QB **C.J. Beathard**) in the win vs. SF (10/29/17). Marked his first career TD. Became the first Eagle to win the award since 2007

THREE-STEP DROP

First job: Sold a local newspaper door-to-door when he was 14

Bucket list: Go on a safari, scuba dive with sharks, travel to Australia, Dubai and Paris

Desired talent: Be a genius. "I would want to be the next Albert Einstein."

Player he models his game after: Texans S Tyrann Mathieu

First jersey: Allen Iverson, Philadelphia 76ers (black jersey)

Favorite athletes growing up: Allen Iverson, Tracy McGrady, Roy Jones Jr.

Favorite athletes to watch now: LeBron James, Derrick Rose, Usain Bolt, Serena Williams

Favorite movies: *Belly*, *Finding Nemo*, *Paid in Full*, *Scarface*

Favorite music: Future, Kodak Black, Lil Uzi Vert, Young Thug

Favorite meal: Shrimp and rice



CAREER STATISTICS

Year	Team	GP/S	TACKLES					PASS DEFENSE						FUMBLES			DEF SNAPS		
			Total	Solo	Asst	TFL	Sacks	Int	Yds	Lg	TD	PD	QPH	FF	FR	Yds	No	Pct	
2016	Philadelphia	16/2	67	55	12	0	0.0	0	0	--	0	10	0	0	0	0	0	661	65%
2017	Philadelphia	15/15	86	68	18	1	0.0	3	53	37t	1	22	0	0	0	0	932	90%	
2018	Philadelphia	8/8	50	40	10	2	0.0	0	0	--	0	14	0	0	0	0	457	44%	
2019	Philadelphia	1/1	11	8	3	0	0.0	1	0	--	0	1	0	0	0	0	64	13%	
Totals		40/26	214	171	43	3	0.0	4	53	37t	1	47	0	0	0	0	---	---	

PLAYOFFS

2017	Philadelphia	3/3	15	11	4	0	0.0	0	0	--	0	6	0	0	0	0	206	100%
2018	Philadelphia	0/0	PLACED ON INJURED RESERVE (FOOT) ON 12/8/18															
Totals		3/3	15	11	4	0	0.0	0	0	--	0	6	0	0	0	0	---	---

ADDITIONAL STATISTICS

INT-TDs: 37-yard INT-TD vs. San Francisco (10/29/17) (49ers QB **C.J. Beathard**)

CAREER HIGHS

Tackles	12	9/24/17 vs. NYG
Sacks	--	---
INTs	1	4x, last: 10/20/19 vs. Dal.
PDs	4	9/23/18 vs. Ind.
FFs	--	---
FRs	--	---

SEASON HIGHLIGHTS (Continued)

- Tallied his 2nd INT of the season at Car. (10/12/17) when he picked off Panthers QB **Cam Newton** deep in Eagles territory late in the fourth quarter
- Earned a starting job in his second season and recorded his first career INT in the season opener at Was. (9/10/17). With the Eagles clinging to a 2-point lead and the Redskins threatening to score in the fourth quarter, picked off a **Kirk Cousins** pass on the goal line

2016 - PHILADELPHIA EAGLES (16/2)

- Finished his rookie campaign tied for 4th on the Eagles defense with 10 PDs and ranked 5th with 67 total tackles
- Made the first start of his career at Was. (10/16/16) and recorded 7 tackles (5 solo) and 1 PD
- Had 2 tackles and 1 PD in his NFL debut vs. Cle. (9/11/16)

COLLEGE HIGHLIGHTS

- Played in 7 games as a senior in 2015 after breaking his ankle in the preseason. Was a first-team All-America selection by CBS Sports after finishing the season with 30 tackles, 1.0 sack and 3 PDs
- As a junior in 2014, started 12 games at safety and one at nickelback and tallied 62 tackles, 1 INT and 5 PDs



FÚTBOL FAN

A big soccer fan to this day, Mills played left midfield and left forward in high school. He attended the COPA America Centenario games at Lincoln Financial Field in the 2016 offseason and says if he could play any other sport he would be a forward for the U.S. national team. His favorite soccer players are Cristiano Ronaldo and Lionel Messi.

BIRDSEED

Mills is the son of Kisa Mills and has an older brother, Jaquan, and a dog, a Morkie named Baby. Mills spent one season at DeSoto (TX) High School and helped lead his team to a 10-2 record as a senior, after transferring from Lancaster High School. He moved to WR and QB before switching to the secondary as a junior in high school.





2019 GAME-BY-GAME STATISTICS (PHI)

Date	Opp	GP/S	Tot	Solo	Sk	Int	PD	FF	FR	Snaps	Pct	
Sep 8	Was	W	0/0	RESERVE/PUP (FOOT)								
Sep 15	at Atl	L	0/0	RESERVE/PUP (FOOT)								
Sep 22	Det	L	0/0	RESERVE/PUP (FOOT)								
Sep 26	at GB	W	0/0	RESERVE/PUP (FOOT)								
Oct 6	NYJ	W	0/0	RESERVE/PUP (FOOT)								
Oct 13	at Min	L	0/0	RESERVE/PUP (FOOT)								
Oct 20	at Dal	L	1/1	11	8	0.0	1	1	0	0	64	91%
Oct 27	at Buf											
Nov 3	Chi											
Nov 17	NE											
Nov 24	Sea											
Dec 1	at Mia											
Dec 9	NYG											
Dec 15	at Was											
Dec 22	Dal											
Dec 29	at NYG											
13Totals			1/1	11	8	0.0	1	1	0	0	64	13%



COLLEGE HIGHLIGHTS (Continued)

- Picked up 67 tackles, 3.0 sacks and 3 INTs (tied for the team lead) over 13 starts as a sophomore in 2013
- Earned 2012 Freshman First-Team All-America honors after starting all 13 games at cornerback and finishing 4th on the team with 57 total tackles, while adding 2 INTs and 5 PDs

TRANSACTIONS

- 2016** Drafted by PHI in 7th round (233rd overall)
Signed 4-year contract
- 12/8/18** Placed on Injured Reserve (foot)
7/25/19 Placed on Active/PUP List (foot)
8/31/19 Placed on Reserve/PUP List (foot)
10/15/19 Activated to a 21-day practice window
10/19/19 Activated from Reserve/PUP to Perform List

2018 GAME-BY-GAME STATISTICS (PHI)

Date	Opp	GP/S	Tot	Solo	Sk	Int	PD	FF	FR	Snaps	Pct	
Sep 6	Atl	W	1/1	6	6	0.0	0	2	0	0	67	96%
Sep 16	at TB	L	1/1	7	6	0.0	0	0	0	0	58	100%
Sep 23	Ind	W	1/1	5	5	0.0	0	4	0	0	55	93%
Sep 30	at Ten	L	1/1	6	3	0.0	0	1	0	0	71	100%
Oct 7	Min	L	1/1	9	5	0.0	0	3	0	0	62	100%
Oct 11	at NYG	W	1/1	9	8	0.0	0	3	0	0	63	97%
Oct 21	Car	L	1/1	7	7	0.0	0	1	0	0	58	98%
Oct 28	at Jax	W	1/1	1	0	0.0	0	0	0	0	23	36%
Nov 11	Dal	L	0/0	INACTIVE (FOOT)								
Nov 18	at NO	L	0/0	INACTIVE (FOOT)								
Nov 25	NYG	W	0/0	INACTIVE (FOOT)								
Dec 3	Was	W	0/0	INACTIVE (FOOT)								
Dec 9	at Dal	L	0/0	INJURED RESERVE (FOOT)								
Dec 16	at LAR	W	0/0	INJURED RESERVE (FOOT)								
Dec 23	Hou	W	0/0	INJURED RESERVE (FOOT)								
Dec 30	at Was	W	0/0	INJURED RESERVE (FOOT)								
Totals			8/8	50	40	0.0	0	14	0	0	457	44%

PLAYOFFS

Jan 6	at Chi	W	0/0	INJURED RESERVE (FOOT)								
Jan 13	at NO	L	0/0	INJURED RESERVE (FOOT)								
Totals			0/0	0	0	0.0	0	0	0	0	0	0%

2017 GAME-BY-GAME STATISTICS (PHI)

Date	Opp	GP/S	Tot	Solo	Sk	Int	PD	FF	FR	Snaps	Pct	
Sep 10	at Was	W	1/1	9	9	0.0	1	2	0	0	63	100%
Sep 17	at KC	L	1/1	2	2	0.0	0	0	0	0	53	100%
Sep 24	NYG	W	1/1	12	11	0.0	0	2	0	0	69	100%
Oct 1	at LAC	W	1/1	5	3	0.0	0	1	0	0	57	100%
Oct 8	Ari	W	1/1	6	5	0.0	0	3	0	0	58	97%
Oct 12	at Car	W	1/1	5	3	0.0	1	1	0	0	81	99%
Oct 23	Was	W	1/1	6	6	0.0	0	0	0	0	64	100%
Oct 29	SF	W	1/1	8	5	0.0	1	2	0	0	61	92%
Nov 5	Den	W	1/1	4	3	0.0	0	2	0	0	64	100%
Nov 19	at Dal	W	1/1	8	7	0.0	0	3	0	0	63	100%
Nov 26	Chi	W	1/1	2	2	0.0	0	1	0	0	44	80%
Dec 3	at Sea	L	1/1	7	5	0.0	0	1	0	0	60	97%
Dec 10	at LAR	W	1/1	0	0	0.0	0	0	0	0	48	100%
Dec 17	at NYG	W	1/1	4	3	0.0	0	2	0	0	85	97%
Dec 25	Oak	W	1/1	8	4	0.0	0	2	0	0	62	90%
Dec 31	Dal	L	0/0	INACTIVE (ANKLE)								
Totals			15/15	86	68	0.0	3	22	0	0	932	90%

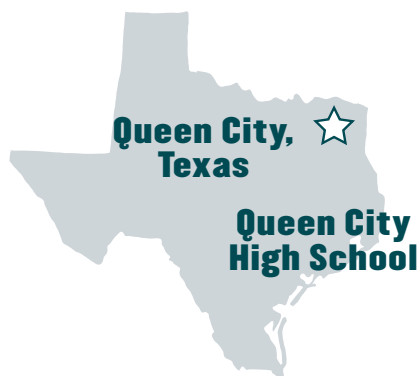
PLAYOFFS

Jan 13	Atl	W	1/1	1	1	0.0	0	3	0	0	63	100%
Jan 21	Min	W	1/1	5	4	0.0	0	1	0	0	67	100%
Feb 4	at NE	W	1/1	9	6	0.0	0	2	0	0	76	100%
Totals			3/3	15	11	0.0	0	6	0	0	206	100%



6-4 | 328  **16th Year**

DOB: Jan. 22, 1982 (Age 37)



Queen City, Texas 

Queen City High School



Arkansas

UDFA ('04) by Buffalo
Acquired: T-Buf-09



In 2000, Jason Peters was a redshirt defensive lineman laboring on Arkansas' scout team. In 2004, he was an undrafted rookie tight end working to earn playing time in Buffalo. Now, he is a nine-time Pro Bowl and six-time All-Pro offensive tackle who is building his resume for a spot in the Pro Football Hall of Fame. Widely regarded as the best offensive tackle in the NFL, the 16-year veteran has anchored the Eagles offensive line since he was acquired in a trade with Buffalo in 2009.

AP 2007	AP 2008	AP 2010	AP 2011	AP 2013
AP 2014	 2008	 2009	 2010	 2011
 2012	 2014	 2015	 2016	 2017

THREE-STEP DROP

Hobbies: Dominoes, fishing, camping in Texas and DJing

Favorite teams/athletes growing up: Buffalo Bills, Texas Rangers, Bruce Smith

First jersey: Shaquille O'Neal, Magic

First job: Working the grill at a Wendy's in Atlanta, TX. "After practice, I would ride three miles on my bike to get to work."

If he could play another sport: Pitcher, New York Yankees

Best player he ever faced: Dwight Freeney. "He'll change the whole game around if you can't block him."

Talent he'd like to have: To be an engineer for Microsoft and invent something as impactful as the Internet

PRO BOWL BERTHS

EAGLES ALL-TIME HISTORY

 CHUCK BEDNARIK 8	 JASON PETERS 7	 BRIAN DAWKINS 7
 REGGIE WHITE 7	 DONOVAN MCNABB 6	 PETE PIHOS 6

EAGLES ALL-TIME TACKLES

 JASON PETERS 7	 TRA THOMAS 3
 BOB BROWN 3	 FRANK KILROY 3



AN UNCONVENTIONAL PATH

Peters originally signed with the Buffalo Bills in 2004 as a tight end with a signing bonus of \$5,000. He went undrafted despite an impressive workout at the combine, which included a 4.8 time in the 40-yard dash.

He began the 2004 season on the Bills practice squad, but was elevated to the 53-man roster in November and saw action at both tight end and offensive tackle. In a Dec. 19 contest at Cincinnati, Peters started his first career NFL game when the team opened up in a two-TE set. During the contest, he blocked a punt and recovered it in the end zone for a TD (pictured above).

In 2005, Peters made the transition from tight end to tackle and credits former Bills coach **Mike Mularkey** for the career-changing move. "Offensive line was one of our weak points and I remember wanting to get on the field any way I could. Coach Mularkey told me about it and Mouse (offensive line coach **Jim McNally**) and I got to work."

Peters officially made the switch to tackle in the middle of the season and started the final nine games of the year at RT. He went on to open the 2006 season as the starting RT and switched to LT for the final nine games of the season. That year, he was named to Peter King's SI.com All-Pro team. After proving to be the Bills' most dominant offensive lineman in 2006, Peters opened 15 contests at LT in 2007 and garnered Pro Bowl honors for the first time in his career.

In 2009, the Eagles acquired Peters in a trade with Buffalo in exchange for a first-round draft pick in 2009, a fourth-round pick in 2009 and a sixth-round pick in 2010. Since then, Peters has made the Pro Bowl seven times, marking the second-most Pro Bowl berths in franchise history.

EARLY ATHLETICISM

As a 9-year old, Peters was taken out of a baseball game after the umpire and opposing coach were convinced he was too old to play in the league. "I struck out 9 batters in the first three innings. My mother had to go home and get my birth certificate before I was allowed back in the game. After I did, I hit a home run."

Peters attended Queen City (TX) High School and earned All-District and All-Area honors as a defensive end. He also lettered in basketball, averaging 18.4 points per game to garner All-District and All-Area honors.



CUSTOM WHEELS

Peters owns a business in Shreveport, LA, named Greedy Boy Customs. "We do custom car work or on really anything with wheels," said Peters. "We've actually done work on a few golf carts." ... Thanks to his grandfather, Dallas Wiggins, buying and restoring cars has been a passion in Jason's life. "He used to take all these old cars and fix them up. When I was little, I was always hanging around watching him and my uncle, and I got hooked."



BRAND JORDAN

Peters started a collection of Jordans in 2006 and now has a collection of over 2,500 that he displays in one closet in his home. His personal favorites are the "black and red 13's."

BIRDSEED

Full name is Jason Raynard Peters. His mother is Teledeo (pronounced Toledo) Simington and his stepfather is Ivory Simington. He has two sisters, Ivy and Chrissy.

Jason is quick to name his mother as the hero in his life, "My mom means everything to me. I definitely wouldn't be where I am today without her. She worked multiple jobs so she could provide for us. In the last year or so she lost over 100 pounds before undergoing two knee replacement surgeries. Now she's doing so much better. She continues to be such a big inspiration to me."

He is single and resides in South Jersey and in Atlanta, TX. He has a son, Jayshaun, who plays football, baseball, and basketball. Majored in vocational education at Arkansas.



CAREER STATISTICS

Year	Team	GP/S	STARTS			OFF SNAPS		
			LT	RT	TE	No	Pct	
2004	Buffalo	5/1	0	0	1	N/A	N/A	
2005	Buffalo	16/10	0	9	1	N/A	N/A	
2006	Buffalo	16/16	9	7	0	N/A	N/A	
2007	Buffalo	15/15	15	0	0	N/A	N/A	
2008	Buffalo	13/13	13	0	0	N/A	N/A	
2009	Philadelphia	15/15	15	0	0	N/A	N/A	
2010	Philadelphia	13/13	13	0	0	N/A	N/A	
2011	Philadelphia	14/14	14	0	0	N/A	N/A	
2012	Philadelphia	0/0	PLACED ON IR (ACHILLES) (8/27/12)					
2013	Philadelphia	16/16	16	0	0	1018	92%	
2014	Philadelphia	16/16	16	0	0	1146	97%	
2015	Philadelphia	14/14	14	0	0	760	66%	
2016	Philadelphia	16/16	16	0	0	1100	97%	
2017	Philadelphia	7/7	7	0	0	422	37%	
2018	Philadelphia	16/16	16	0	0	868	79%	
2019	Philadelphia	6/6	6	0	0	356	73%	
Totals		198/188	170	16	2	---	---	

PLAYOFFS							
2009	Philadelphia	1/1	1	0	0	N/A	N/A
2010	Philadelphia	1/1	1	0	0	N/A	N/A
2013	Philadelphia	1/1	1	0	0	58	100%
2018	Philadelphia	2/2	2	0	0	105	88%
Totals		5/5	5	0	0	---	---

CAREER HIGHLIGHTS

- With his 9th **Pro Bowl** selection and 7th as an Eagle in 2016, Peters has garnered the second-most Pro Bowl nods in team history behind **Chuck Bednarik** (eight)
- Earned *Associated Press* **All-Pro** honors following the 2007, '08, '10, '11, '13 and '14 campaigns. Was named to the first team in 2011 and 2013
- Joined **Frank "Bucko" Kilroy** (1953-55) as the only two offensive linemen in franchise history to earn a **Pro Bowl** berth in three consecutive years
- Since Peters' first **Pro Bowl** selection in 2007, only **Joe Thomas** (10) has been selected to as many Pro Bowls as an offensive lineman
- Has two career touchdowns: Blocked a punt and recovered it in the end zone (12/19/04 at Cin.) and caught **J.P. Losman's** first career TD pass (9/11/05 vs. Hou.)
- In 2014, was named a second-team *AP* **All-Pro** and garnered All-NFC honors from the Pro Football Writers of America
- Was part of an Eagles offensive line in 2013 that blocked for the NFL's leading rusher, **LeSean McCoy**, who finished with a franchise-best 1,607 rushing yards. Also helped the Eagles set a team record with 6,676 total yards and record the second-most points in franchise history (442)

COLLEGE HIGHLIGHTS

- Left Arkansas after his junior season. Played in 36 games and caught 28 passes for 300 yards and 4 TDs as a tight end
- In 2003, earned All-SEC second team honors after starting every game at TE and ranking third on the team with 21 receptions for 218 yards and four TDs
- Played in 13 games (12 starts) as a tight end in 2002
- In 2001, played in 10 games (three starts). He began the season as a reserve defensive end and tackle, moving to tight end for the Auburn contest
- Redshirted in 2000, spending the season as a scout team defensive lineman

TRANSACTIONS

- 2004** Signed by BUF as undrafted free agent
- 9/1/04** Waived by BUF
- 9/7/04** Signed by BUF to practice squad
- 11/13/04** Signed by BUF from practice squad to active roster
- 7/14/06** Signed by BUF to 5-year contract extension
- 4/17/09** Traded from BUF to PHI for a 1st-round draft pick in 2009, a 4th-round pick in 2009 and a 6th-round pick in 2010 ... Signed by PHI to 6-year contract
- 8/27/12** Placed on Reserve/Non-Football Injury List (Achilles)
- 2/26/14** Signed by PHI to a 5-year contract
- 6/14/17** Signed by PHI to 1-year contract extension
- 10/25/17** Placed on Injured Reserve (knee)
- 3/11/19** Signed by PHI to 1-year contract extension





6-7 | 332  **2nd Year**
DOB: Dec. 16, 1994 (Age 24)



**Lakewood,
California**

**Lakewood
High School**



TCU

**D6-18 (206th overall)
by Philadelphia**

THREE-STEP DROP

First job: Was a bouncer at Varsity Bar near TCU's campus

Surprisingly good skill: Proficient at graphic design and using technology

First jersey: Magic Johnson, L.A. Lakers

Three favorite throwback jerseys: Michael Jordan, Chicago Bulls; Allen Iverson, Philadelphia 76ers; Kobe Bryant, Los Angeles Lakers

Best player he has faced: San Francisco 49ers and former Oregon DE DeForest Buckner

Favorite TV shows: Breaking Bad, Sons of Anarchy and Blacklist

Prized possession: His family



Matt Pryor was originally selected by the Eagles in the 6th round (206th overall) of the 2018 NFL Draft. The California native played collegiately at TCU, where he started in 31 games (23 at guard) and earned All-Big 12 honors following his senior season in 2017.

Pryor started every game during his junior and senior seasons at TCU. In 2017, he was named second-team All-Big 12 after blocking for an offense that ranked 17th in the nation in total TDs (62).

COLLEGE HIGHLIGHTS

- Started in 31 games (23 at guard) during his time with the Horned Frogs, including an Alamo Bowl victory over Stanford to end his collegiate career
- Started every game his junior and senior seasons, winning 17 games during that span
- Named second-team All-Big 12 at the guard position as a senior, when he helped TCU rank 17th in the nation in total TDs (62)
- Blocked for QB **Kenny Hill**, who threw for 3,152 yards and rushed for 325 yards in 2017. Helped Hill achieve the 2nd-best completion percentage in the Big 12

TRANSACTIONS

2018 Drafted by PHI in 6th round (206th overall)
Signed 4-year contract


CAREER STATISTICS

			OFF SNAPS	
Year	Team	GP/S	No	Pct
2018	Philadelphia	0/0	0	0%
2019	Philadelphia	4/0	0	0%
Totals		4/0	---	---
PLAYOFFS				
2018	Philadelphia	0/0	0	0%
Totals		0/0	---	---



6-3 | 305  **4th Year**

DOB: Nov. 2, 1994 (Age 24)



Mansfield, Texas

Mansfield High School



Texas

**D4-16 (116th overall)
by Indianapolis
Acquired: T-Ind-19**

Ridgeway posted a career-high 3.0 sacks in 13 games with the Colts in 2017.

THREE-STEP DROP

First job: Security guard

Surprisingly good at: Cooking

Bucket list: Learn how to swim

Biggest pet peeve: Getting woken up

**If he could play another sport:
Basketball, power forward**

**Moment left starstruck:
"Going through the combine and realizing the position you are in."**

**Favorite music/artist:
Hip-hop, R&B, J Cole**

Favorite athlete: Shaquille O'Neal

Favorite meal: Jambalaya



Originally selected by the Colts in the 4th round (116th overall) of the 2016 NFL Draft, Hassan Ridgeway was acquired by the Eagles in a trade with Indianapolis in 2019. Over his three-year career with the Colts, Ridgeway totaled 41 tackles (18 solo) and 4.5 sacks. A native of Mansfield, TX, Ridgeway played collegiately at the University of Texas.

CAREER HIGHLIGHTS

2019 - PHILADELPHIA EAGLES (5/3)

- Sacked Cowboys QB Dak Prescott for a 9-yard loss in the third quarter at Dal. (10/20/19)
- Registered his first sack as an Eagle when he brought down Jets QB Luke Falk for a 8-yard loss in the fourth quarter of the team's 10.0-sack performance (tied for 2nd-most in franchise history) in the win vs. NYJ (10/6/19)

2018 - INDIANAPOLIS COLTS (5/0, 2/0)

- Competed in 7 games, including 2 playoff games, recording 9 tackles (6 solo)
- In the AFC Wild Card Round at Houston (1/5), he registered 2 tackles and half a sack.

2017 - INDIANAPOLIS COLTS (13/1)

- Played in 13 games (1 start) and totaled 14 tackles (5 solo), 3.0 sacks, 3 TFLs and 4 QB hits in his second year with the Colts

2016 - INDIANAPOLIS COLTS (16/5)

- Competed in all 16 games (5 starts) during his rookie year. Posted 23 tackles (9 solo), 1.5 sacks, 2 TFLs, 5 QB hits, 1 PD and 1 blocked extra point



CAREER STATISTICS

Year	Team	GP/S	TACKLES					PASS DEFENSE					FUMBLES			DEF SNAPS		
			Total	Solo	Asst	TFL	Sacks	Int	Yds	Lg	TD	PD	QPH	FF	FR	Yds	No	Pct
2016	Indianapolis	16/5	21	8	13	2	1.5	0	0	--	0	1	5	0	0	0	442	41%
2017	Indianapolis	13/1	14	5	9	3	3.0	0	0	--	0	0	4	0	0	0	177	16%
2018	Indianapolis	5/0	6	5	1	1	0.0	0	0	--	0	0	0	0	0	0	65	6%
2019	Philadelphia	7/5	10	7	3	6	2.0	0	0	--	0	0	4	0	0	0	252	53%
Totals		41/11	51	25	26	12	6.5	0	0	--	0	1	13	0	0	0	---	---

CAREER HIGHS

Tackles	5	12/11/16 vs. Hou.
Sacks	1.0	6x, last: 10/20/19 at Dal.
INTs	--	---
PDs	1	10/2/16 at Jax.
FFs	--	---
FRs	--	---

2019 GAME-BY-GAME STATISTICS (PHI)

Date	Opp	GP/S	Tot	Solo	Sk	Int	PD	FF	FR	Snaps	Pct
Sep 8	Was	W	1/0	1	1	0.0	0	0	0	23	36%
Sep 15	at Atl	L	1/0	1	0	0.0	0	0	0	31	47%
Sep 22	Det	L	1/1	1	1	0.0	0	0	0	38	59%
Sep 26	at GB	W	1/1	1	1	0.0	0	0	0	48	59%
Oct 6	NYJ	W	1/1	2	1	1.0	0	0	0	41	69%
Oct 13	at Min	L	1/1	3	2	0.0	0	0	0	48	68%
Oct 20	at Dal	L	1/1	1	1	1.0	0	0	0	23	33%
Oct 27	at Buf										
Nov 3	Chi										
Nov 17	NE										
Nov 24	Sea										
Dec 1	at Mia										
Dec 9	NYG										
Dec 15	at Was										
Dec 22	Dal										
Dec 29	at NYG										
Totals		7/5	10	7	2.0	0	0	0	0	252	53%

COLLEGE HIGHLIGHTS

- A two-year starter who played in 36 games (18 starts) and totaled 92 tackles (58 solo), 9.5 sacks, 2 FRs (1 returned for a TD) and 1 PD
- Earned All-Big 12 honorable mention and was named First Team All-Big 12 by ESPN.com as a senior in 2015. Appeared in 11 games (8 starts) and totaled 36 tackles (24 solo), 6.5 TFLs, 3.5 sacks and 2 FRs
- In 2014, played in 13 games (10 starts) and totaled 43 tackles (27 solo) and finished second on the team in sacks (6.0) and 4th in tackles for loss (11)
- Saw action in 12 games as a reserve in 2013, notching 13 tackles (7 solo) and 1 PD

TRANSACTIONS

2016 Drafted by IND in 4th round (116th overall)
4/26/19 Traded by IND to PHI



BIRDSEED

Ridgeway prepped at Mansfield High School in Texas, where he lettered in football and basketball and earned All-America and all-state honors. Despite not playing football until his sophomore year, he was a two-time all area and all-district honoree on the defensive line.

He tallied 57 tackles, 7.5 sacks, one forced fumble and one fumble recovery in his senior season and helped lead Mansfield to an 11-2 record and advance to the third round of the state playoffs.

Majored in applied learning and development with a minor in social work at Texas.

@rldge8 @big_ridge1



6-1 | 218  **3rd Year**
DOB: May 16, 1994 (Age 25)

**John Curtis
Christian High School**
**River Ridge,
Louisiana**

LSU
Louisiana State
D3-17 (75th overall) by
Atlanta
Acquired: T-ATL-19



Originally a third-round draft choice of the Atlanta Falcons in 2017, **Duke Riley** was acquired by the Eagles in a trade with Atlanta during Week 5 of 2019. During his time with Atlanta, Riley played in 32 games (16 starts) and totaled 81 tackles on defense and 9 tackles on special teams. As a senior at LSU in 2016, Riley was voted as the Tigers' Most Valuable Player and served as a defensive captain.

SEASON HIGHLIGHTS

2018 - ATLANTA FALCONS (16/10)

- Recorded a career-high 57 tackles (36 solo), 2 TFL and 2 PDs. Also added 3 tackles on special teams
- Notched a single-game career-high 13 tackles (9 solo) vs. NO (9/23/18)

2017 - ATLANTA FALCONS (12/6, 2/0)

- Registered 24 tackles (12 solo) as a rookie and added 6 tackles on special teams
- Made his NFL debut and first career start in the season-opening win at Chi. (9/10/17)

COLLEGE HIGHLIGHTS

- Played in 50 games during his four-year career at LSU and finished with 144 tackles, 10 TFL, 1.5 sacks, 1 INT and 2 FRs
- As a senior in 2016, was voted LSU's Most Valuable Player and finished his final season with 93 tackles, 9 TFLs and 1.5 sacks. His 93 tackles led the Tigers
- Was a standout on special teams as a junior in 2015 and notched 24 tackles

BIRDSEED

Riley helped led John Curtis Christian (LA) High School to the Class 2A State Championship game as a junior and a senior. In 2012, after registering 124 tackles, he was honored as the Most Outstanding Defensive Player in Class 2A by the Louisiana Sports Writers Association.

Riley is the son Kesha Riley and Duke Bergham.

 @1Goal1Dream  @d_riley40

LB DUKE RILEY 50



CAREER STATISTICS

Year	Team	GP/S	TACKLES					PASS DEFENSE						FUMBLES			DEF SNAPS	
			Total	Solo	Asst	TFL	Sacks	Int	Yds	Lg	TD	PD	QPH	FF	FR	Yds	No	Pct
2017	Atlanta	12/6	24	12	12	0	0.0	0	0	--	0	0	0	0	0	0	224	21%
2018	Atlanta	16/10	57	36	21	2	0.0	0	0	--	0	2	1	0	0	0	407	37%
2019	Atlanta	4/0	0	0	0	0	0.0	0	0	--	0	0	0	0	0	0	1	1%
	Philadelphia	3/0	0	0	0	0	0.0	0	0	--	0	0	0	0	0	0	0	0%
	<i>Totals</i>	7/0	0	0	0	0	0.0	0	0	--	0	0	0	0	0	0	5	1%
Totals		35/16	81	48	33	2	0.0	0	0	--	0	2	1	0	0	0	---	---

PLAYOFFS

2017	Atlanta	2/0	2	2	0	0	0.0	0	0	--	0	0	0	0	0	0	22	16%
Totals		2/0	2	2	0	0	0.0	0	0	--	0	0	0	0	0	0	---	---

ADDITIONAL STATISTICS

Special Teams Tackles: 10 - 2019 (1), 2018 (3), 2017 (6) **Postseason Special Teams Tackles:** 1 - 2017 (1)

CAREER HIGHS

Tackles	13	9/23/18 vs. NO
Sacks	--	---
INTs	--	---
PDs	1	2x, last: 10/14/18 vs. TB
FFs	--	---
FRs	--	---

TRANSACTIONS

2017

Drafted by ATL in 3rd round (75th overall)

Signed 4-year contract

9/30/19

Acquired by PHI from ATL along with a 2020 6th round draft choice in exchange for S Johnathan Cyprien and a 2020 7th round draft choice

2019 GAME-BY-GAME STATISTICS (ATL & PHI)

Date	Opp	GP/S	Tot	Solo	Sk	Int	PD	FF	FR	Snaps	Pct
Sep 8	at Min	L	1/0	0	0	0.0	0	0	0	1	2%
Sep 15	Phi	W	1/0	0	0	0.0	0	0	0	0	0%
Sep 22	at Ind	L	1/0	0	0	0.0	0	0	0	0	0%
Sep 29	Ten	L	1/0	0	0	0.0	0	0	0	0	0%
ACQUIRED BY PHILADELPHIA VIA TRADE WITH ATLANTA (9/30/19)											
Oct 6	NYJ	W	1/0	0	0	0.0	0	0	0	0	0%
Oct 13	at Min	L	1/0	0	0	0.0	0	0	0	0	0%
Oct 20	at Dal	L	1/0	0	0	0.0	0	0	0	5	7%
Oct 27	at Buf										
Nov 3	Chi										
Nov 17	NE										
Nov 24	Sea										
Dec 1	at Mia										
Dec 9	NYG										
Dec 15	at Was										
Dec 22	Dal										
Dec 29	at NYG										
Totals		7/0	0	0	0.0	0	0	0	0	5	1%





6-5 | 350  **Rookie**

DOB: Sept. 1, 1996 (Age 23)

**Cary,
North Carolina** 
**Cary
High School**



UAB
UDFA ('19) by Philadelphia
Acquired: PS-Oak-19



Anthony Rush originally entered the NFL as a 2019 UDFA with the Eagles and spent the 2019 training camp with the Oakland Raiders. After being waived by Oakland out of camp, Rush signed to the Raiders practice squad before re-joining the Eagles in Week 8 after being signed to Philadelphia's 53-man roster. Rush began his collegiate playing career at Northeast Mississippi CC before transferring to UAB for his junior and senior seasons (2017 & 2018).

COLLEGE HIGHLIGHTS

- As a senior at UAB in 2018, recorded 43 tackles (26 solo), including 11 TFL, 2.0 sacks and 2 FFs
- Played in 13 games as a junior in 2017 and finished his first year at UAB with 34 tackles, including 9 TFL
- Prior to transferring to UAB, played two seasons at Northeast Mississippi CC from 2015-16. Recorded 73 tackles and 4.0 sacks during his two seasons at Northeast Mississippi

TRANSACTIONS

- 2019** Signed by PHI as UDFA
- 7/27/19** Waived by PHI
- 8/1/19** Signed by OAK
- 8/31/19** Waived by OAK
- 9/2/19** Signed by OAK to PS
- 10/21/19** Signed by PHI to 53-man roster from OAK PS

BIRDSEED

The son of Kai Hill and Travis Rush.

Played for Cary (NC) High School and was named to the All-Southwest Wake Athletic Conference first-team as a junior.

Majored in communication studies.



5-11 | 211 **Rookie**

DOB: May 1, 1997 (Age 22)

**Pittsburgh,
Pennsylvania**



**Woodland Hills
High School**



**Penn State
D2a-19 (53rd overall)
by Philadelphia**



One of the most productive running backs in Penn State history, **Miles Sanders** was selected by the Eagles in the 2nd round (53rd overall) of the 2019 NFL Draft. Sanders earned All-Big Ten honors as a junior in 2018, when he ranked 2nd in the conference with a career-high 1,274 rushing yards (marked the 5th-most rushing yards by a Nittany Lion since 2000).

ALL PURPOSE YARDS

NFL ROOKIES IN 2019

Miles Sanders (Phi.)	709
Josh Jacobs (Oak.)	641
Mecole Hardman (KC)	531
Terry McLaurin (Was.)	419
Steven Sims (Was.)	404

NOTES TO KNOW

- Sanders is the first NFL RB to record at least 450 scrimmage yards and 250 return yards in his first 7 career games since **Adrian Peterson** in 2007

SEASON HIGHLIGHTS

2019 - PHILADELPHIA EAGLES (7/4)

- Led the Eagles with a career-high 86 receiving yards, including a 32-yard TD reception, at Min. (10/13/19). The TD marked his first score as a pro. Led the Eagles with a career-high 86 receiving yards, including a 32-yard TD reception, at Min. (10/13/19). Registered a 30+ yard play from scrimmage in 4 consecutive games, totaling six 30+ yard plays (5 receiving, 1 rushing) in that span. His five 30+ yard receptions were the most by an NFL rookie RB through 6 games since at least 1991
- Combined for 88 all-purpose yards, including 49 yards on 4 receptions, in the win vs. NYJ (10/6/19). Registered a 36-yard catch in the first quarter.

BIRDSEED

Sanders attended Woodland Hills (PA) HS, where he was tabbed as PIAA Class AAA All-State first team in 2014 and 2015. He helped lead the school to 39 victories during his career, finishing with 4,573 yards on 508 carries and 59 touchdowns, landing him fifth in WPIAL Class AAAA history.

Sanders also ran track for Woodland Hills, competing in the 100, 200 and 4x100.

Miles is the son of Marlene Sanders and has one older brother, Brian, and a younger brother, Kobe. His hobbies include playing video games, training and watching Netflix.



@BoobieMilesXXIV



@boobiemilesxxiv

As a junior in 2018, Sanders ranked 2nd in the Big Ten Conference with a career-high 1,274 rushing yards, which are the 5th-most by a Penn State RB since 2000.



CAREER STATISTICS

Year	Team	GP/S	RUSHING					RECEIVING					OFF SNAPS		
			Att	Yds	Avg	Lg	TD	Rec	Yds	Avg	Lg	TD	TYS	No	Pct
2019	Philadelphia	7/4	63	220	3.5	30	0	16	230	14.4	45	1	450	200	41%
Totals		7/4	63	220	3.5	30	0	16	230	14.4	45	1	450	---	---

CAREER STATISTICS

Fumbles/Lost: 2/1 - 2019 (2/1) Kickoff Returns: 9-222 - 2019 (9-222)

2019 GAME-BY-GAME STATISTICS (PHILADELPHIA)

Date	Opp	GP/S	RUSHING					RECEIVING					SNAPS			
			Att	Yds	Avg	Lg	TD	Rec	Yds	Avg	Lg	TD	TYS	No	Pct	
Sep 8	Was	W	1/0	11	25	2.3	19	0	1	2	2.0	2	0	27	36	49%
Sep 15	at Atl	L	1/1	10	28	2.8	5	0	3	9	3.0	7	0	37	35	43%
Sep 22	Det	L	1/1	13	53	4.1	14	0	2	73	36.5	40	0	126	26	34%
Sep 26	at GB	W	1/1	11	72	6.5	30	0	0	0	---	--	0	72	22	36%
Oct 6	NYJ	W	1/1	9	15	1.7	8	0	4	49	12.3	36	0	64	29	43%
Oct 13	at Min	L	1/0	3	6	2.0	3	0	3	86	28.7	45	1	92	19	29%
Oct 20	at Dal	L	1/0	6	21	3.5	7	0	3	11	3.7	5	0	32	33	54%
Oct 27	at Buf															
Nov 3	Chi															
Nov 17	NE															
Nov 24	Sea															
Dec 1	at Mia															
Dec 9	NYG															
Dec 15	at Was															
Dec 22	Dal															
Dec 29	at NYG															
Totals		7/4	63	220	3.5	30	0	16	230	14.4	45	1	450	200	41%	

CAREER HIGHS

Rush Attempts	13	9/22/19 vs. Det.
Rushing Yards	72	9/26/19 at GB
Rushing Long	30	9/26/19 at GB
Rushing TDs	--	---
Receptions	4	10/6/19 vs. NYJ
Receiving Yards	86	10/13/19 at Min.
Receiving Long	45	10/13/19 at Min.
Receiving TDs	1	10/13/19 at Min.
Scrimmage Yards	126	9/22/19 vs. Det.
Offensive TDs	1	10/13/19 at Min.
Kickoff Returns	3	9/22/19 vs. Det.
Kickoff Return Yards	77	9/26/19 at GB
Kickoff Return Long	67	9/26/19 at GB

SEASON HIGHLIGHTS (Continued)

- Rushed for a career-high 72 yards (6.5 avg.) in the win at GB (9/26/19), including a career-long 30-yard run on the first play from scrimmage of the Eagles' game-winning TD drive. Marked the longest rush by an Eagles rookie since **Bryce Brown** on 12/2/12 at Dallas (39 yards).
- Also posted a career-long 67-yard kickoff return to set up the Eagles' first TD drive at GB (9/26/19). It was the longest kickoff return by an Eagles rookie since **Wendell Smallwood's** 86-yard return TD on 10/16/16 at Washington and the longest by any Eagle since **Josh Huff's** 98-yard kickoff return TD on 10/23/16 vs. Minnesota
- Led the team with 126 scrimmage yards (53 rushing, 73 receiving) vs. Det. (9/22/19). Became the first Eagle to lead the team in both rushing yards and receiving yards in the same game since **LeSean McCoy** on 12/30/12 at NYG. Additionally, became the first NFL rookie RB (and only such Eagle since 2000) to record multiple 30+ yard receptions in a single game since **D'Onta Foreman** (Hou.) on 9/24/17 at New England. His 40-yard catch was the longest by an Eagles rookie RB since **LeSean McCoy** on 11/8/09 vs. Dallas (45 yards)
- Made first NFL start at Atl. (9/15/19)





5-6 | 203  **1st Year**

DOB: April 27, 1995 (Age 24)

Selected by New Orleans in the 6th round (201st overall) of the 2018 NFL Draft, **Boston Scott** was originally signed by the Eagles to the 53-man roster in Week 15 of the 2018 season from the Saints practice squad. The Louisiana native played collegiately at Louisiana Tech, where he ran for 1,840 yards and 14 touchdowns and returned kicks on special teams, registering 633 yards on 29 returns.



**Zachary,
Louisiana**



**Zachary High
School**



Louisiana Tech

**D6b-18 (201st overall) by
New Orleans
Acquired: PS-NO-18**



BIRDSEED

Scott prepped at Zachary (La.) HS as a three-sport athlete, while earning letters in football (3), soccer (4) and track (1). He totaled more than 1,500 multi-purpose yards and 1,000 yards rushing as a running back. Averaged 6.2 yards per carry for the Broncos and scored 17 touchdowns under head coach Neil Weiner. Won the state championship in Powerlifting while at Zachary and served as a member of the Interact Club, Guitar Club and the band.

After beginning his college career as a walk-on, Scott earned a scholarship.

Scott's full name is Boston Nealand Scott. He is the son of Anthony and Shelley Scott, and has one brother, Tony, and one sister, Alana.

COLLEGE HIGHLIGHTS

- Ran for 1,047 yards and 8 TDs, and recorded 20 receptions for 181 yards and 1 TD as a senior in 2017, earning All-Conference USA Honorable Mention honors
- As a junior in 2016, played in all 14 games for the Bulldogs, including one start against UTSA. Recorded 70 carries for 515 yards and 6 TDs, while adding 11 receptions for 125 yards. Enjoyed a career-day in LA Tech's win over Rice with career highs in rushing attempts (15), yards (137) and touchdowns (3). Scored his first career touchdown in the home opener versus SC State. Had 10 kick returns for 199 yards
- Rushed the ball 34 times for 275 yards while returning nine kicks for a total of 251 yards as a sophomore in 2015.
- Ran the ball once for three yards against Western Kentucky as a sophomore in 2014
- Joined the team as a walk-on in 2013



CAREER STATISTICS

			RUSHING					RECEIVING					OFF SNAPS			PUNT RETURNS					KICKOFF RETURNS					
Year	Team	GP/S	Att	Yds	Avg	Lg	TD	Rec	Yds	Avg	Lg	TD	TYS	No	Pct	Ret	FC	Yds	Avg	Lg	TD	Ret	Yds	Avg	Lg	TD
2018	Phi	2/0	0	0	---	--	0	0	0	---	--	0	0	0	0%	0	0	0	---	--	0	4	96	24.0	35	0
2019	Phi	2/0	11	62	5.6	15	0	1	5	5.0	5	0	67	12	2%	3	0	24	8.0	13	0	0	0	---	--	0
Totals		4/0	11	62	5.6	15	0	1	5	5.0	5	0	67	---	---	3	0	24	8.0	13	0	4	96	24.0	35	0

PLAYOFFS

2018	Phi	2/0	0	0	0.0	--	0	0	0	0.0	--	0	0	3	3%	0	0	0	0.0	--	0	3	54	18.0	21	0
Totals		2/0	0	0	0.0	--	0	0	0	0.0	--	0	0	3	--	0	0	0	0.0	--	0	3	54	18.0	21	0

CAREER HIGHS

Rush Attempts	7	10/20/19 at Dal.
Rushing Yards	32	10/20/19 at Dal.
Rushing Long	15	10/13/19 at Min.
Rushing TDs	--	---
Receptions	1	10/20/19 at Dal.
Receiving Yards	5	10/20/19 at Dal.
Receiving Long	5	10/20/19 at Dal.
Receiving TDs	--	---
Kickoff Returns	4	12/23/18 vs Hou
Kickoff Return Yards	96	12/23/18 vs Hou
Kickoff Return Long	35	12/23/18 vs Hou

TRANSACTIONS

- 2018** Drafted by NO in 6th round (201st overall)
- 9/5/18** Waived by NO
- 9/6/18** Cut by NO
- 9/7/18** Signed by NO to practice squad
- 12/11/18** Signed by PHI to 53-man roster from NO PS
- 8/31/19** Waived by PHI
- 9/1/19** Signed by PHI to practice squad
- 10/11/19** Signed by PHI to 53-man roster

2019 GAME-BY-GAME STATISTICS (PHILADELPHIA)

			RUSHING					RECEIVING					SNAPS			PUNT RETURNS					KICKOFF RETURNS						
Date	Opp	GP/S	Att	Yds	Avg	Lg	TD	Rec	Yds	Avg	Lg	TD	TYS	No	Pct	Ret	FC	Yds	Avg	Lg	TD	Ret	Yds	Avg	Lg	TD	
Sep 8	Was	W	EAGLES PRACTICE SQUAD																								
Sep 15	at Atl	L	EAGLES PRACTICE SQUAD																								
Sep 22	Det	L	EAGLES PRACTICE SQUAD																								
Sep 26	at GB	W	EAGLES PRACTICE SQUAD																								
Oct 6	NYJ	W	EAGLES PRACTICE SQUAD																								
Oct 13	at Min	L	1/0	4	30	7.5	15	0	0	0	---	--	0	30	4	6%	2	0	16	8.0	13	0	0	0	---	--	0
Oct 20	at Dal	L	1/0	7	32	4.6	14	0	1	5	5.0	5	0	37	8	13%	1	0	8	8.0	8	0	0	0	---	--	0
Oct 27	at Buf																										
Nov 3	Chi																										
Nov 17	NE																										
Nov 24	Sea																										
Dec 1	at Mia																										
Dec 9	NYG																										
Dec 15	at Was																										
Dec 22	Dal																										
Dec 29	at NYG																										
Totals			2/0	11	62	5.6	15	0	1	5	5.0	5	0	67	12	2%	3	0	24	8.0	13	0	0	0	---	--	0



6-1 | 210  **9th Year**
DOB: Sept. 9, 1987 (Age 32)



Rice
UDFA ('10) by Dallas
Acquired: FA-Min-19



Andrew Sendejo (pronounced sin-DAY-ho) was signed by Philadelphia during the 2019 offseason after spending the previous eight seasons with Minnesota. Sendejo, who first began his career with the UFL's Sacramento Mountain Lions in 2010, played in 93 games (58 starts) for the Vikings and registered 421 tackles and 6 INTs. In 2014, Sendejo was named the Vikings' Special Teams Player of the Year after recording a career-high-tying 13 special teams tackles.

MOST TACKLES

VIKINGS PLAYERS IN 2017

Eric Kendricks	136
Anthony Barr	98
Andrew Sendejo	97
Linval Joseph	93
Harrison Smith	93

MOST INTERCEPTIONS

VIKINGS PLAYERS IN 2017

Harrison Smith	5
Andrew Sendejo	2
Xavier Rhodes	2
Trae Waynes	2
Several players tied	1

BIRDSEED

Sendejo prepped at Smithson Valley (TX) High School, where he was a standout in football, track and soccer. He was named honorable mention All-State as a junior and senior and earned county Defensive Player of the Year as a senior.

Sendejo earned his degree in sports management from Rice University.

THREE-STEP DROP

Interesting talent: Has an extensive background in martial arts, and his father was an instructor

Music ability: Plays guitar and piano

Philanthropy: Donated the Andrew V. Sendejo Nutrition Center to the football program at Rice University

CAREER HIGHLIGHTS

- Totaled 8 tackles (6 solo) along with 2 PDs and 1 INT during Minnesota's run to the NFC Championship Game during the 2017 playoffs
- Named the Vikings' Special Teams Player of the Year after leading the team with a career-high-tying 13 special teams tackles in 2014

SEASON HIGHLIGHTS

2019 - PHILADELPHIA EAGLES (7/1)

- Logged his first INT as an Eagle when he picked off former Vikings teammate **Kirk Cousins** at Min. (10/13/19)
- Registered a season-high 11 tackles (9 solo) at GB (9/26/19), marking his highest single-game total since 2016



CAREER STATISTICS

Year	Team	GP/S	TACKLES					PASS DEFENSE						FUMBLES			DEF SNAPS		
			Total	Solo	Asst	TFL	Sacks	Int	Yds	Lg	TD	PD	OPH	FF	FR	Yds	No	Pct	
2010	Dallas	2/0	0	0	0	0	0.0	0	0	--	0	0	0	0	0	0	0	N/A	N/A
2011	Minnesota	3/0	0	0	0	0	0.0	0	0	--	0	0	0	0	0	0	0	N/A	N/A
2012	Minnesota	13/0	0	0	0	0	0.0	0	0	--	0	0	0	0	0	0	0	3	1%
2013	Minnesota	16/10	104	67	37	4	0.0	1	1	1	0	4	1	0	0	0	0	727	62%
2014	Minnesota	16/3	20	14	6	0	0.0	0	0	--	0	1	1	1	0	0	0	141	13%
2015	Minnesota	13/13	100	57	43	0	0.5	1	9	9	0	6	1	0	1	28	775	72%	
2016	Minnesota	14/14	72	40	32	1	0.5	2	18	16	0	5	1	0	2	5	855	83%	
2017	Minnesota	13/13	97	64	33	1	0.0	2	70	36	0	8	0	0	0	0	777	78%	
2018	Minnesota	5/5	28	20	8	0	0.0	0	0	--	0	3	0	0	0	0	324	31%	
2019	Philadelphia	7/1	33	24	9	1	1.0	1	15	15	0	4	2	0	0	0	205	43%	
Totals		102/59	454	286	168	7	2.0	7	113	36	0	31	6	1	3	33	---	---	

PLAYOFFS

2012	Minnesota	1/0	0	0	0	0	0.0	0	0	--	0	0	0	0	0	0	0	0	0%
2015	Minnesota	1/1	3	3	0	0	0.0	0	0	--	0	2	0	0	0	0	58	100%	
2017	Minnesota	2/2	8	6	2	0	0.0	1	0	0	0	2	0	0	0	0	75	56%	
Totals		4/3	11	9	2	0	0.0	1	0	0	0	4	0	0	0	0	---	---	

ADDITIONAL STATISTICS

Special Teams Tackles: 52 - 2017 (3), 2016 (6), 2015 (2), 2014 (13), 2013 (13), 2012 (11), 2011 (3), 2010 (1) **Postseason:** 2 - 2012 (2)

Rushing: 1 attempt for 48 yards (fake punt) at Chicago on 11/16/14

CAREER HIGHS

Tackles	17	11/7/13 vs. Was.
Sacks	1.0	9/15/19 at Atl.
INTs	1	8x, last: 10/13/19 at Min.
PDs	3	12/8/13 at Bal.
FFs	1	12/7/14 vs. NYJ
FRs	1	3x, last: 9/18/16 vs. GB



SEASON HIGHLIGHTS (Continued)

- Recorded the first full sack of his NFL career when he brought down Falcons QB **Matt Ryan** for a 10-yard loss on third-and-9 in the fourth quarter at Atl. (9/15/19)

2018 - MINNESOTA VIKINGS (5/5)

- Totaled 28 tackles and 3 PDs in the first 5 games of the season. Missed the remainder of the year due to a groin injury

2017 - MINNESOTA VIKINGS (13/13, 2/2)

- Ranked 3rd on the Vikings defense in tackles (97), behind **Eric Kendricks** (136) and **Anthony Barr** (98). Also tied for 2nd on the team with a career-high-tying 2 INTs, trailing only **Harrison Smith** (5)
- In the playoffs, posted 8 tackles (6 solo) along with 1 INT and 2 PDs en route to the NFC Championship Game. Made 4 tackles (2 solo), 1 INT and 2 PDs in the Vikings' win vs. NO (1/14/18) in the Divisional Round

2016 - MINNESOTA VIKINGS (14/14)

- Started a career-best 14 games and played a career-high 855 defensive snaps (83%). Finished 5th on the team with 72 tackles and logged a career-high 2 INTs

2015 - MINNESOTA VIKINGS (13/13, 1/1)

- Produced 100+ tackles for the second time in his career. His 100 tackles ranked 2nd on the Vikings defense, behind **Eric Kendricks** (105)



2019 GAME-BY-GAME STATISTICS (PHI)

Date	Opp	GP/S	Tot	Solo	Sk	Int	PD	FF	FR	Snaps	Pct
Sep 8	Was	W	1/0	5	3	0.0	0	0	0	36	56%
Sep 15	at Atl	L	1/0	3	2	1.0	0	1	0	20	30%
Sep 22	Det	L	1/0	4	3	0.0	0	1	0	24	38%
Sep 26	at GB	W	1/1	11	9	0.0	0	1	0	65	80%
Oct 6	NYJ	W	1/0	1	1	0.0	0	0	0	17	29%
Oct 13	at Min	L	1/0	4	3	0.0	1	1	0	19	27%
Oct 20	at Dal	L	1/0	5	3	0.0	0	0	0	24	34%
Oct 27	at Buf										
Nov 3	Chi										
Nov 17	NE										
Nov 24	Sea										
Dec 1	at Mia										
Dec 9	NYG										
Dec 15	at Was										
Dec 22	Dal										
Dec 29	at NYG										
Totals			7/1	33	24	1.0	1	4	0	205	43%

2018 GAME-BY-GAME STATISTICS (MIN)

Date	Opp	GP/S	Tot	Solo	Sk	Int	PD	FF	FR	Snaps	Pct
Sep 9	SF	W	1/1	3	2	0.0	0	2	0	66	100%
Sep 16	at GB	T	1/1	8	7	0.0	0	0	0	77	100%
Sep 23	Buf	L	1/1	5	3	0.0	0	1	0	67	100%
Sep 27	at LAR	L	1/1	5	3	0.0	0	0	0	55	100%
Oct 7	at Phi	W	1/1	7	5	0.0	0	0	0	59	100%
Oct 14	Ari	W	0/0								
Oct 21	at NYJ	W	0/0								
Oct 28	NO	L	0/0								
Nov 4	Det	W	0/0								
Nov 18	at Chi	L	0/0								
Nov 25	GB	W	0/0								
Dec 2	at NE	L	0/0								
Dec 10	at Sea	L	0/0								
Dec 16	Mia	W	0/0								
Dec 23	at Det	W	0/0								
Dec 30	Chi	L	0/0								
Totals			5/5	28	20	0.0	0	3	0	324	31%

SEASON HIGHLIGHTS (Continued)

2014 - MINNESOTA VIKINGS (16/3)

- Named the Vikings' Special Teams Player of the Year after leading the team with a career-high-tying 13 special teams tackles. Had 3 games with multiple special teams stops

2013 - MINNESOTA VIKINGS (16/10)

- Ranked 3rd on the team with a career-high 104 tackles, trailing only **Chad Greenway** (167) and **E.J. Henderson** (154)
- Also recorded a career-high 13 special teams tackles

BEFORE THE NFL

- Opened the 2010 season with the Sacramento Mountain Lions of the United Football League. Registered 48 tackles (31 solo), 7 PDs and 2 INTs in 8 games (all starts) before he was signed to the Cowboys practice squad

COLLEGE HIGHLIGHTS

- Ended his collegiate career tied for the 2nd-most career tackles (318) and 7th-most career INTs (9) in Rice history
- Earned honorable mention All-Conference USA accolades following his junior and senior seasons

TRANSACTIONS

- 11/24/10** Signed by DAL to practice squad
- 11/29/10** Promoted by DAL from practice squad to active roster
- 9/3/11** Waived by DAL
- 9/4/11** Acquired by NYJ from waivers
- 9/13/11** Waived by NYJ
- 9/14/11** Signed by NYJ to practice squad
- 9/27/11** Released by NYJ from practice squad
- 11/30/11** Signed by MIN
- 3/21/13** Signed by MIN (exclusive rights)
- 3/5/16** Re-signed by MIN to 4-year extension
- 12/31/16** Placed on Injured Reserve (knee)
- 10/23/17** Suspended by NFL for 1 game
- 11/27/18** Placed on Injured Reserve (groin)
- 3/21/19** Signed by PHI to 1-year contract





6-4 | 303  **4th Year**
DOB: Oct. 29, 1993 (Age 25)

 **Corvallis, Oregon**
Corvallis High School



Oregon State
D3-16 (79th overall)
by Philadelphia



Originally selected by Philadelphia in the 3rd round (79th overall) of the 2016 NFL Draft, **Isaac Seumalo** (pronounced SAY-u-MAH-low) signed a three-year extension during the 2019 offseason. A versatile offensive lineman out of Oregon State, Seumalo has made starts at three different spots (LG, RG and RT) during his first three NFL seasons and started a career-high 9 games (all at LG) in 2018.

CAREER HIGHLIGHTS

- Made a career-high 9 starts (all at LG) in 2018 and also started both of the team's playoff contests
- Proved to be a key reserve on the offensive line as a rookie in 2016, seeing action in 9 games and starting 4 contests at three different positions (2 at RG, 1 at LG, 1 at RT)
- Made the first start of his career when he opened at RG vs. GB (11/28/16)

Seumalo has made starts at three different spots (LG, RG and RT) during his first three NFL seasons.

COLLEGE HIGHLIGHTS

- Made 37 career starts at Oregon State, opening contests at every position on the offensive line except for left guard
- Sat out the 2014 season recovering from a foot injury, but returned to the field as a redshirt junior in 2015 and went on to start all 12 games for the Beavers (9 at RG, 3 at LT). Prior to the season, was named to the Outland Trophy and Rotary Lombardi Award watch lists and finished the year with All-Pac-12 Honorable Mention and Pac-12 All-Academic First Team honors

BIRDSEED

Seumalo is the son of Karen and Joe Seumalo and has three brothers (Andrew, Levi and Noah) and one sister (Jessi).

Seumalo prepped at Corvallis (OR) High School, where he was named 5A First-Team All-State as an offensive and defensive lineman in both his junior and senior seasons. He was also an Under Armour and ESPN All-American.

THREE-STEP DROP

Favorite sports moment: Hawaii's 2008 Sugar Bowl season

If he could play another sport: Ping pong

First job: Delivering newspapers in his neighborhood. Woke up at 3 a.m. to start his route

Favorite meal: Hawaiian food

Favorite TV show: It's Always Sunny in Philadelphia



CAREER STATISTICS							
Year	Team	GP/S	STARTS			OFF SNAPS	
			LG	RG	RT	No	Pct
2016	Philadelphia	9/4	1	2	1	335	30%
2017	Philadelphia	14/2	2	0	0	284	25%
2018	Philadelphia	13/9	9	0	0	548	50%
2019	Philadelphia	7/7	7	0	0	485	99%
Totals		43/23	19	2	1	---	---
PLAYOFFS							
2017	Philadelphia	3/0	0	0	0	23	11%
2018	Philadelphia	2/2	2	0	0	119	100%
Totals		5/2	2	0	0	---	---

COLLEGE HIGHLIGHTS (Continued)

- Started 10 games at center and 2 games at RT as a sophomore in 2013, earning Pac-12 All-Conference Second Team honors. Also named to the Capital One Academic All-District team and the Pac-12 All-Academic First Team
- In 2012, became the first freshman starting center for Oregon State since **Roger Levasa** in 1978. Was just one of two true freshmen in the country to start their team's season opener at center. Earned All-Pac-12 honorable mention and was named Freshman All-America by *Phil Steele* and *CBSSports.com*

TRANSACTIONS

- 2016** Drafted by PHI in 3rd round (79th overall)
Signed 4-year contract
- 3/4/19** Agreed to terms with PHI on 3-year contract extension through 2022

FOOTBALL IS FAMILY

Seumalo's father, Joe, played college football at Hawaii and is currently the defensive line coach at San Jose State. Prior to coaching, Joe played professionally in NFL Europe and the Canadian Football League.

Joe Seumalo and Eagles head coach Doug Pederson were teammates in 1995 with the Rhein Fire.

Seumalo's brother, Andrew, is the defensive line coach at Lafayette (PA) College and played DT for OSU from 2009-2012. Isaac and Andrew teamed up for one season when Isaac was a freshman and Andrew was a senior.

Seumalo's sister, Jessi, played volleyball for the Beavers and is a football recruiting assistant at her alma mater.





6-2 | 240  **1st Year**
DOB: Dec. 7, 1993 (Age 25)


**Thousand Oaks
High School**



**Thousand Oaks,
California**



Montana State
UDFA ('15) by Seattle
Acquired: FA-19



Originally an undrafted free agent of the Seattle Seahawks in 2015, Alex Singleton played three seasons in the Canadian Football League for the Calgary Stampeders and signed a reserve/future contract with the Eagles following the 2018 season. During his time in the CFL, Singleton totaled 311 tackles, 4.0 sacks, 1 INT and 6 FFs. He played collegiately at Montana State, where he was a three-year starter

SEASON HIGHLIGHTS

2019 - PHILADELPHIA EAGLES (1/0)

- Appeared in his first NFL game at Dal. (10/20/19) and recorded one tackle on special teams
- Notched a single-game career-high 13 tackles (9 solo) vs. NO (9/23/18)

BEFORE THE NFL

- Played three seasons with the CFL's Calgary Stampeders, amassing 311 tackles, 4.0 sacks, 1 INT, and 6 FFs. Also logged 17 special teams tackles during his 54 career games
- Posted a career-high-tying 123 tackles in 2017 and 2018

COLLEGE HIGHLIGHTS

- Was a three-year starter at LB for Montana State and finished his career with 246 tackles, including 31.5 TFL, and 4 INTs.

TRANSACTIONS

- 2015** Signed by SEA as UDFA
- 8/5/15** Waived by SEA
- 8/14/15** Signed by SEA
- 9/5/15** Waived by SEA
- 9/9/15** Signed by NE to PS
- 9/16/15** Released by NE from PS
- 11/26/15** Signed by SEA to PS
- 12/15/15** Released by SEA from PS
- 12/22/15** Signed by MIN to PS
- 1/11/16** Signed by MIN to reserve/future contract
- 4/13/16** Waived by MIN
- 1/8/19** Signed by PHI to reserve/future contract
- 8/31/19** Waived by PHI
- 9/1/19** Signed by PHI to PS
- 10/16/19** Signed by PHI from PS to the 53-man roster

BIRDSEED

Singleton is the son of Steve and Kim Singleton and has three siblings.

He attended Thousand Oaks (CA) High School where he received all-conference and all-county honors. Was also named to the All-CIF Northern Division team and earned Defensive MVP from Thousand Oaks High School.



CAREER STATISTICS

Year	Team	GP/S	TACKLES					PASS DEFENSE						FUMBLES			DEF SNAPS		
			Total	Solo	Asst	TFL	Sacks	Int	Yds	Lg	TD	PD	OPH	FF	FR	Yds	No	Pct	
2019	Philadelphia	1/0	0	0	0	0	0.0	0	0	--	0	0	0	0	0	0	0	0	0%
Totals		1/0	0	0	0	0	0.0	0	0	--	0	0	0	0	0	0	0	0	---

ADDITIONAL STATISTICS

Special Teams Tackles: 1 - 2019 (1)

CAREER HIGHS

Tackles	13	9/23/18 vs. NO
Sacks	--	---
INTs	--	---
PDs	1	2x, last: 10/14/18 vs. TB
FFs	--	---
FRs	--	---

2019 GAME-BY-GAME STATISTICS (PHI)

Date	Opp	GP/S	Tot	Solo	Sk	Int	PD	FF	FR	Snaps	Pct
Sep 8	Was	W	1/0	EAGLES PRACTICE SQUAD							
Sep 15	at Atl	L	1/0	EAGLES PRACTICE SQUAD							
Sep 22	Det	L	1/0	EAGLES PRACTICE SQUAD							
Sep 26	at GB	W	1/0	EAGLES PRACTICE SQUAD							
Oct 6	NYJ	W	1/0	EAGLES PRACTICE SQUAD							
Oct 13	at Min	L	1/0	EAGLES PRACTICE SQUAD							
Oct 20	at Dal	L	1/0	0	0	0.0	0	0	0	0	0%
Oct 27	at Buf										
Nov 3	Chi										
Nov 17	NE										
Nov 24	Sea										
Dec 1	at Mia										
Dec 9	NYG										
Dec 15	at Was										
Dec 22	Dal										
Dec 29	at NYG										
Totals			1/0	0	0	0.0	0	0	0	0	0%



RB DARREN SPROLES 43



5-6 | 190  **15th Year**

DOB: June 20, 1983 (Age 36)

Olathe, Kansas

Olathe North High School



Kansas State

D4-05 (130th overall)

by San Diego

Acquired: T-N0-14




2017



One of the most versatile weapons in the NFL, **Darren Sproles** was acquired by the Eagles in a trade with the Saints in 2014. The three-time Pro Bowl honoree is the only player in NFL history to record 30+ receiving TDs (32), 20+ rushing TDs (23), 1+ kickoff return TD (2) and 1+ punt return TD (7). Sproles also leads all active players and ranks 5th all-time with 19,684 career all-purpose yards.

MOST CAREER ALL-PURPOSE YARDS

NFL HISTORY



JERRY RICE
23,546



BRIAN MITCHELL
23,330




WALTER PAYTON
21,803



EMMITT SMITH
21,564



DARREN SPROLES
19,684



TIM BROWN
19,682



MARSHALL FAULK
19,190



STEVE SMITH SR.
19,180

THREE-STEP DROP

If he could play another sport, what position/team: **Point guard, Chicago Bulls**

Talent he'd most like to have: **Ability to play drums**

If he could be any superhero: **Batman**

Actor that would play him in a movie: **Omar Epps**

Moment he was left starstruck: **Meeting Michael Jordan at NBA All-Star Weekend in Houston**

Favorite hobby: **Golfing**

Favorite meal: **Grandma's fried chicken**

Favorite TV show: **The Wire**

First job: **Working on the assembly line at Culligan Water**

Three favorite throwback jerseys: **LaDainian Tomlinson, San Diego Chargers; Steve Atwater, Denver Broncos; Marshall Faulk, St. Louis Rams**

Sproles is the only player in NFL history with ...

- 30+ receiving TDs**
- 20+ rushing TDs**
- 1+ kickoff return TD**
- 1+ punt return TD**

RB DARREN SPROLES 43



CAREER STATISTICS

Year	Team	GP/S	RUSHING					RECEIVING					OFF SNAPS			PUNT RETURNS					KICKOFF RETURNS					
			Att	Yds	Avg	Lg	TD	Rec	Yds	Avg	Lg	TD	TYS	No	Pct	Ret	FC	Yds	Avg	Lg	TD	Ret	Yds	Avg	Lg	TD
2005	SD	15/0	8	50	6.3	21	0	3	10	3.3	6	0	60	N/A	N/A	18	5	108	6.0	23	0	63	1528	24.3	58	0
2006	SD	0/0	PLACED ON INJURED RESERVE (ANKLE) ON 8/31/06																							
2007	SD	15/0	37	164	4.4	34	2	10	31	3.1	14	0	195	N/A	N/A	24	2	229	9.5	45t	1	37	1008	27.2	89t	1
2008	SD	16/0	61	330	5.4	37	1	29	342	11.8	66t	5	672	N/A	N/A	22	12	249	11.3	43	0	53	1376	26.0	103t	1
2009	SD	16/2	93	343	3.7	21	3	45	497	11.0	81t	4	840	N/A	N/A	26	12	183	7.0	77t	1	54	1300	24.1	66	0
2010	SD	16/3	50	267	5.3	34	0	59	520	8.8	57t	2	787	N/A	N/A	24	11	166	6.9	16	0	51	1257	24.6	45	0
2011	NO	16/4	87	603	6.9	36	2	86	710	8.3	39	7	1313	N/A	N/A	29	19	294	10.1	72t	1	40	1089	27.2	92	0
2012	NO	13/6	48	244	5.1	47	1	75	667	8.9	44	7	911	444	40%	23	14	183	8.0	37	0	18	483	26.8	48	0
2013	NO	15/4	53	220	4.2	38	2	71	604	8.5	48	2	824	357	32%	29	21	194	6.7	28	0	12	225	21.3	32	0
2014	Phi	15/0	57	329	5.8	49t	6	40	387	9.7	57	0	716	337	29%	39	16	506	13.0	82t	2	1	15	15.0	15	0
2015	Phi	16/4	83	317	3.8	27	3	55	388	7.1	35t	1	705	394	34%	38	18	446	11.7	89t	2	1	20	20.0	20	0
2016	Phi	15/5	94	438	4.7	25t	2	52	427	8.2	73t	2	865	511	45%	17	13	224	13.2	66	0	1	19	19.0	19	0
2017	Phi	3/0	15	61	4.1	12	0	7	73	10.4	16	0	134	88	8%	1	5	10	10.0	10	0	0	0	---	--	0
2018	Phi	6/2	29	120	4.1	17	1	15	160	10.7	37t	2	280	145	13%	10	9	83	8.3	14	0	1	2	2.0	2	0
2019	Phi	5/1	15	59	3.9	17	0	5	21	4.2	7	0	76	94	19%	9	3	84	9.3	17	0	0	0	---	--	0
Totals		182/31	730	3545	4.9	49t	23	552	4827	8.8	81t	32	8382	---	---	309	160	2959	9.6	89t	7	332	8352	25.2	103t	2

PLAYOFFS

2006	SD	0/0	PLACED ON INJURED RESERVE (ANKLE) ON 8/31/06																							
2007	SD	3/0	4	35	8.8	26	0	3	61	20.3	56t	1	96	N/A	N/A	5	2	28	5.6	13	0	10	223	22.3	30	0
2008	SD	2/1	33	120	3.6	22t	2	10	136	13.6	62t	1	256	N/A	N/A	5	0	76	15.2	28	0	9	270	30.0	63	0
2009	SD	1/0	3	33	11.0	22	0	3	30	10.0	19	0	63	N/A	N/A	2	1	3	1.5	3	0	2	44	22.0	27	0
2011	NO	2/2	13	54	4.2	17t	2	19	152	8.0	44t	1	206	N/A	N/A	5	2	33	6.6	13	0	4	92	23.0	28	0
2013	NO	2/0	7	31	4.4	13	0	9	63	7.0	14	0	94	62	42%	3	2	31	10.3	14	0	6	141	23.5	39	0
2017	Phi	0/0	PLACED ON INJURED RESERVE (KNEE) ON 9/25/17																							
2018	Phi	2/1	16	25	1.6	10	0	5	35	7.0	14	0	60	65	55%	1	3	-1	-1.0	-1	0	0	0	---	--	0
Totals		12/4	76	298	3.9	26	4	49	477	9.7	62t	3	775	---	---	21	10	170	8.1	28	0	31	770	24.8	63	0

ADDITIONAL STATISTICS

Fumbles/Lost: 21/12 - 2017 (1/1); 2016 (1/0); 2015 (2/0); 2014 (2/1); 2013 (2/2); 2010 (3/3); 2009 (3/1); 2008 (3/2); 2007 (1/0); 2005 (3/2)



CAREER HIGHS

Rush Attempts	25	12/16/07 vs. Det.	Scrimmage Yards	178	9/15/14 at Ind.
Rushing Yards	122	12/16/07 vs. Det.	Kickoff Returns	8	10/26/08 at NO
Rushing Long	49t	9/7/14 vs. Jax.	Kickoff Return Yards	201	10/26/08 at NO
Rushing TDs	2	4x, last: 1/7/12 vs. Det. (WC)	Kickoff Return Long	103t	9/14/08 at Den.
Receptions	15	1/14/12 at SF (Div.)	Punt Returns	7	11/15/15 vs. Mia.
Receiving Yards	152	9/15/14 at Ind.	Punt Return Yards	115	12/6/15 at NE
Receiving Long	81t	9/20/09 vs. Bal.	Punt Return Long	89t	9/27/15 at NYJ
Receiving TDs	2	12/4/08 vs. Oak.	All-Purpose Yards	278	9/20/09 vs. Bal.



2019 GAME-BY-GAME STATISTICS (PHILADELPHIA)

Date	Opp	GP/S	RUSHING						RECEIVING					SNAPS			PUNT RETURNS					KICKOFF RETURNS						
			Att	Yds	Avg	Lg	TD	Rec	Yds	Avg	Lg	TD	TYS	No	Pct	Ret	FC	Yds	Avg	Lg	TD	Ret	Yds	Avg	Lg	TD		
Sep 8	Was	W	1/1	9	47	5.2	17	0	3	16	5.3	7	0	63	23	31%	4	0	46	11.5	17	0	0	0	---	--	0	
Sep 15	at Atl	L	1/0	0	0	---	--	0	2	5	2.5	3	0	5	28	35%	1	2	8	8.0	8	0	0	0	---	--	0	
Sep 22	Det	L	1/0	2	4	2.0	3	0	0	0	---	--	0	4	27	36%	1	0	2	2.0	2	0	0	0	---	--	0	
Sep 26	at GB	W	1/0	1	4	4.0	4	0	0	0	---	--	0	4	7	11%	0	1	0	---	--	0	0	0	---	--	0	
Oct 6	NYJ	W	1/0	3	4	1.3	5	0	0	0	---	--	0	4	10	15%	3	0	28	9.3	16	0	0	0	---	--	0	
Oct 13	at Min	L	0/0	INACTIVE (QUADRICEPS)																								
Oct 20	at Dal	L	0/0	INACTIVE (QUADRICEPS)																								
Oct 27	at Buf																											
Nov 3	Chi																											
Nov 17	NE																											
Nov 24	Sea																											
Dec 1	at Mia																											
Dec 9	NYG																											
Dec 15	at Was																											
Dec 22	Dal																											
Dec 29	at NYG																											
Totals			5/1	15	59	3.9	17	0	5	21	4.2	7	0	76	94	19%	9	3	84	9.3	17	0	0	0	---	--	0	



MOTHER KNOWS BEST

Sproles credits his late mother, Annette, for helping him become the person he is today. Annette bravely fought cancer for five years after being diagnosed in 2000. Even though Sproles was recruited by several schools to play football, he chose to attend Kansas State to be close to his mother.

“I wanted to be near her for my family. I wanted it to be easy for her to see my games if she wanted to go. She was a true fighter. I miss her every day.”

When Annette passed away in 2004, Sproles honored a promise to his mother to return to school his senior year to complete his degree in criminal justice. “My mom is my hero. She kept me focused on the right things.”

SPROLES EMPOWERED YOUTH

The **Sproles Empowered Youth Foundation** is a non-profit organization founded in 2011 that is designed to benefit underserved youth and empower teen boys and girls with life skills that will encourage them to become successful and responsible adults. For more information on Sproles Empowered Youth, please visit SprolesEmpoweredYouth.org.



HIGH SCHOOL STANDOUT

Sproles was a two-time all-state, all-metro and all-league selection at Olathe High School, where he finished his career with 79 TDs and 5,230 rushing yards. As a senior, he was named Kansas Player of the Year by *USA Today* and earned a spot in the Kansas Hall of Fame after helping lead the school to its fourth state championship in five years.

BIRDSEED

Sproles is the son of Larry and Annette Sproles. He also has a younger brother, Terrance. Sproles and his wife, Michel, have two daughters: Devyn and Rhyann. Sproles’ father, Larry, played at MidAmerica Nazarene University. “My dad had the same build as me, same type of player. He was shifty, quick and did a lot of things just like me.”

@DarrenSproles @dsproles43



6-6 | 227  **4th Year**
DOB: Oct. 7, 1993 (Age 26)



Indiana
D6-16 (187th overall)
by Washington
Acquired: FA-17

THREE-STEP DROP

- Nickname: **Suddy**
- Hobbies: **Golf and surfing**
- Desired talents: **Ability to sing, play the piano and be incredible at golf**
- Surprisingly good at: **Pop-a-shot basketball**
- Favorite athletes growing up: **Terrell Davis, John Elway, Barry Bonds and Michael Jordan**
- Favorite music: **Musicals (*Hamilton*, *The Greatest Showman* and *Les Miserables*)**
- Favorite movie: **Miracle**
- Favorite TV show: **The Office**
- Favorite quote: **"You miss 100 percent of the shots you don't take." - Wayne Gretzky and/or Michael Scott**



Originally selected by the Redskins in the 6th round (187th overall) of the 2016 NFL Draft, **Nate Sudfeld** was signed by the Eagles before the 2017 season and served as the back-up QB in **Super Bowl LII**. Sudfeld finished his collegiate career as Indiana's all-time leader in passing yards (7,879) and passing TDs (61).

HIGHEST COMPLETION % FIRST CAREER GAME (NFL HISTORY)

Gardner Minshew (Jax.) (9/8/19)	88.0%
Nate Sudfeld (Phi.) (12/31/17)	82.6%
Sam Wyche (Cin.) (11/3/68)	80.0%
Sam Darnold (NYJ) (9/10/18)	76.2%
John Fourcade (NO) (10/4/87)	76.2%

(min. 20 attempts)

MOST PASSING YARDS INDIANA ALL-TIME HISTORY

Nate Sudfeld (2012-15)	7,879
Antwaan Randle El (1998-2001)	7,469
Ben Chappell (2007-10)	7,251
Steve Bradley (1983-85)	6,579

MOST PASSING TDs INDIANA ALL-TIME HISTORY

Nate Sudfeld (2012-15)	61
Kellen Lewis (2006-08)	48
Ben Chappell (2007-10)	45
Antwaan Randle El (1998-2001)	42

CAREER HIGHLIGHTS

- Has been active in each of the Eagles' 5 playoff games since 2017. Served as the back-up QB in **Super Bowl LII**
- At the time (now ranks 2nd), set a record for the highest completion percentage (82.6%) in a NFL debut on 12/31/17 vs. Dallas (min. 20 attempts). Tied for the 4th-highest completion percentage in Eagles single-game history




CAREER STATISTICS

Year	Team	GP/S	PASSING										RUSHING					OFF SNAPS	
			Att	Cmp	Pct	Yds	Y/A	TD	Int	Lg	Sk/Yds	Rate	Att	Yds	Avg	Lg	TD	No	Pct
2016	Washington	0/0	0	0	---	0	---	0	0	--	0/0	---	0	0	---	--	0	0	0%
2017	Philadelphia	1/0	23	19	82.6	134	5.8	0	0	16	3/24	90.9	1	22	22.0	22	0	40	4%
2018	Philadelphia	2/0	2	1	50.0	22	11.0	1	0	22t	0/0	129.2	2	-2	-1.0	-1	0	11	1%
2019	Philadelphia	0/0	0	0	---	0	---	0	0	--	0/0	---	0	0	---	--	0	0	0%
Totals		3/0	25	20	80.0	156	6.2	1	0	22t	3/24	106.0	3	20	6.7	22	0	---	---

PLAYOFFS

2017	Philadelphia	1/0	0	0	---	0	---	0	0	--	0/0	---	3	-4	-1.3	-1	0	3	1%
2018	Philadelphia	0/0	0	0	---	0	---	0	0	--	0/0	---	0	0	---	--	0	0	0%
Totals		1/0	0	0	---	0	---	0	0	--	0/0	---	3	-4	-1.3	-1	0	---	---



CAREER HIGHS

Pass Attempts	23	12/31/17 vs. Dal.
Completions	19	12/31/17 vs. Dal.
Passing Yards	134	12/31/17 vs. Dal.
Yards/Attempt	22.0	12/30/18 at Was.
Passing Long	22t	12/30/18 at Was.
Passing TDs	1	12/30/18 at Was.
Completion %	100.0	12/30/18 at Was.
Passer Rating	158.3	12/30/18 at Was.
Rush Attempts	3	1/21/18 vs. Min. (Conf.)
Rushing Yards	22	12/31/17 vs. Dal.
Rushing Long	22	12/31/17 vs. Dal.
Rushing TDs	--	---

BIRDSEED

Sudfeld is the son of Michelle and Ralph Sudfeld. His brothers, Matthew and Zach, also played college football. Matthew was a WR at Brown (2007-11) and Zach was a TE at Nevada (2007-12) who played two seasons in the NFL.

Sudfeld attended Modesto (CA) Christian HS, where he earned Trans Valley League Offensive MVP, second-team all-state and first-team all-district honors.

Sudfeld, who was a liberal studies major at Indiana, has completed mission trips to Uganda with Assist International, an aid organization started by his grandfather, Bob Pagett.



@NateSudfeld



@natesudfeld

SEASON HIGHLIGHTS

2018 - PHILADELPHIA EAGLES (2/0, 0/0)

- Recorded his first career TD pass (22 yards to **Nelson Agholor**) in the 24-0 win at Was. (12/30/18)

2017 - PHILADELPHIA EAGLES (1/0, 1/0)

- Served as the Eagles' back-up QB in **Super Bowl LII**
- Appeared in his first career playoff game in the NFC Championship vs. Min. (1/21/18), kneeling 3 times to close out the 38-7 victory
- At the time (now ranks 2nd), set the record for highest completion percentage (82.6%, 19-of-23 for 134 yards) in a NFL debut when he relieved **Nick Foles** in the regular-season finale vs. Dal. (12/31/17) (min. 20 attempts). Tied for the 4th-highest completion percentage in Eagles single-game history

COLLEGE HIGHLIGHTS

- Played collegiately at the University of Indiana (2012-15), where he appeared in 37 career games (26 starts). Finished as the Hoosiers' all-time leader in passing yards (7,879) and passing TDs (61). Also ranked 2nd in school history in completions (593) and completion percentage (60.3%) and 3rd in total offense (8,011). Earned All-Big Ten accolades as a senior after leading the conference in passing yards (3,573), TDs (27) and passing efficiency (151.0)

TRANSACTIONS

- 2016** Drafted by WAS in 6th round (187th overall)
Signed 4-year contract
- 9/2/17** Waived by WAS
- 9/3/17** Signed by PHI to practice squad
- 11/1/17** Signed by PHI from practice squad to active roster
- 4/15/19** Signed RFA tender with PHI



2019 GAME-BY-GAME STATISTICS (PHILADELPHIA)

Date	Opp	GP/S	PASSING										RUSHING					SNAPS		
			Att	Cmp	Pct	Yds	Y/A	TD	Int	Lg	Sk/Yds	Rat	Att	Yds	Avg	Lg	TD	No	Pct	
Sep 8	Was	W	0/0	INACTIVE (WRIST)																
Sep 15	at Atl	L	0/0	INACTIVE (WRIST)																
Sep 22	Det	L	0/0	DID NOT PLAY																
Sep 26	at GB	W	0/0	INACTIVE																
Oct 6	NYJ	W	0/0	INACTIVE																
Oct 13	at Min	L	0/0	DID NOT PLAY																
Oct 20	at Dal	L	0/0	DID NOT PLAY																
Oct 27	at Buf																			
Nov 3	Chi																			
Nov 17	NE																			
Nov 24	Sea																			
Dec 1	at Mia																			
Dec 9	NYG																			
Dec 15	at Was																			
Dec 22	Dal																			
Dec 29	at NYG																			
Totals			0/0	0	0	---	0	---	0	0	--	0/0	---	0	0	---	--	0	0	0%

2018 GAME-BY-GAME STATISTICS (PHILADELPHIA)

Date	Opp	GP/S	PASSING										RUSHING					SNAPS		
			Att	Cmp	Pct	Yds	Y/A	TD	Int	Lg	Sk/Yds	Rat	Att	Yds	Avg	Lg	TD	No	Pct	
Sep 6	Atl	W	0/0	DID NOT PLAY																
Sep 16	at TB	L	0/0	DID NOT PLAY																
Sep 23	Ind	W	0/0	INACTIVE																
Sep 30	at Ten	L	0/0	INACTIVE																
Oct 7	Min	L	0/0	INACTIVE																
Oct 11	at NYG	W	0/0	DID NOT PLAY																
Oct 21	Car	L	0/0	DID NOT PLAY																
Oct 28	at Jax	W	0/0	INACTIVE																
Nov 11	Dal	L	0/0	INACTIVE																
Nov 18	at NO	L	0/0	INACTIVE																
Nov 25	NYG	W	0/0	INACTIVE																
Dec 3	Was	W	0/0	INACTIVE																
Dec 9	at Dal	L	0/0	INACTIVE																
Dec 16	at LAR	W	0/0	DID NOT PLAY																
Dec 23	Hou	W	1/0	1	0	0%	0	0.0	0	0	--	0/0	39.6	0	0	---	---	0	1	1%
Dec 30	at Was	W	1/0	1	1	100%	22	22.0	1	0	22	0/0	158.3	2	-2	-1.0	-1	0	10	14%
Totals			2/0	2	1	50%	22	11.0	1	0	22	0/0	129.2	2	-2	-1.0	-1	0	11	1%
PLAYOFFS																				
Jan 6	at Chi	W	0/0	DID NOT PLAY																
Jan 13	at NO	L	0/0	DID NOT PLAY																
Totals			0/0	0	0	---	0	---	0	0	--	0/0	---	0	0	---	--	0	0	0%



6-5 | 251  **2nd Year**
DOB: March 29, 1997 (Age 22)

**Chesapeake,
Virginia**

**Oscar Smith
High School**



Florida State
D4b-18 (130th overall)
by Philadelphia

FUMBLE RECOVERIES

ACC PLAYERS IN 2015

3	Josh Sweat (Florida State)
3	Connor Strachan (BC)
3	Kwontie Moore (Virginia)
3	Justin Simmons (BC)

THREE-STEP DROP

Bucket list: Learn to snowboard

**If he could play another sport:
Soccer goalie**

**Players he models his game after:
Von Miller and Jadeveon Clowney**

**Favorite athletes growing up:
Jared Allen and Clay Matthews**

Favorite movie: *Monsters, Inc.*

**Favorite TV show:
*The Amazing World of Gumball***

Favorite music: R&B

**Favorite throwback jersey:
1929 Green Bay Packers jersey**

**Favorite quote:
"Just because you're right
doesn't mean you are correct."**



Josh Sweat was selected by the Eagles in the 4th round (130th overall) of the 2018 NFL Draft following a three-year career at Florida State, where he finished with 138 tackles, 29 TFL, 14.5 sacks, 3 FRs and 1 FF in 37 career games. As a junior in 2017, Sweat was named to the Bronco Nagurski Award watch list and led the Seminoles with 5.5 sacks.

SACK LEADERS

FLORIDA STATE PLAYERS (2015-17)

DeMarcus Walker	26.5
Josh Sweat	14.5
Brian Burns	14.0
Derrick Nnadi	11.5

SEASON HIGHLIGHTS

2019 - PHILADELPHIA EAGLES (7/0)

- Notched his first career sack in the Eagles' 10.0-sack performance (tied for 2nd-most in franchise history) in the win vs. NYJ (10/6/19). Brought down Jets QB **Luke Falk** for a 4-yard loss on third-and-13 from the NYJ 9 in the fourth quarter

COLLEGE HIGHLIGHTS

- In 37 career games, compiled 138 tackles (77 solo), 29 TFL, 14.5 sacks, 1 FF and 3 FRs
- As a junior in 2017, was named to the Bronco Nagurski Award watch list and led Florida State with 5.5 sacks. Also notched a career-high 56 tackles (3rd-highest total on the team)
- In 2016, was part of a defense that ranked No. 1 in the nation in sacks per game (3.92) and 2nd in total sacks (51.0). Posted a career-high 7.0 sacks



CAREER STATISTICS																		
Year	Team	GP/S	TACKLES					PASS DEFENSE						FUMBLES			DEF SNAPS	
			Total	Solo	Asst	TFL	Sacks	Int	Yds	Lg	TD	PD	OPH	FF	FR	Yds	No	Pct
2018	Philadelphia	9/0	4	1	3	0	0.0	0	0	--	0	0	2	0	0	0	68	7%
2019	Philadelphia	7/0	13	11	2	3	1.0	0	0	--	0	1	8	0	0	135	28%	
Totals		16/0	17	12	5	3	1.0	0	0	--	0	1	10	0	0	0	---	---

PLAYOFFS																		
2018	Philadelphia	0/0	PLACED ON INJURED RESERVE (ANKLE) ON 12/11/18															
Totals		0/0	0	0	0	0	0.0	0	0	--	0	0	0	0	0	0	---	---

ADDITIONAL STATISTICS																		
Special Teams Tackles: 2 - 2019 (2)																		

COLLEGE HIGHLIGHTS (CONTINUED)

- Despite suffering a significant knee injury as a high school senior, played all 13 games as a true freshman in 2015 and earned Freshman All-America Honorable Mention accolades from *CampusInsiders.com*. Finished his first season with 41 tackles, 2 sacks, an INT and 3 FRs. The 3 FRs tied for the most in the ACC

TRANSACTIONS

- 2018** Drafted by PHI in 4th round (130th overall)
Signed 4-year contract
- 12/11/18** Placed on Injured Reserve (ankle)

CAREER HIGHS		
Tackles	4	9/15/19 at Atl
Sacks	1.0	10/6/19 vs NYJ
INTs	--	---
PDs	1	9/15/19 at Atl
FFs	--	---
FRs	--	---

2019 GAME-BY-GAME STATISTICS (PHI)											
Date	Opp	GP/S	Tot	Solo	Sk	Int	PD	FF	FR	Snaps	Pct
Sep 8	Was	W	1/0	0	0	0.0	0	0	0	14	22%
Sep 15	at Atl	L	1/0	4	3	0.0	0	1	0	18	27%
Sep 22	Det	L	1/0	1	0	0.0	0	0	0	16	25%
Sep 26	at GB	W	1/0	2	2	0.0	0	0	0	28	35%
Oct 6	NYJ	W	1/0	3	3	1.0	0	0	0	19	32%
Oct 13	at Min	L	1/0	1	1	0.0	0	0	0	17	24%
Oct 20	at Dal	L	1/0	2	2	0.0	0	0	0	23	33%
Oct 27	at Buf										
Nov 3	Chi										
Nov 17	NE										
Nov 24	Sea										
Dec 1	at Mia										
Dec 9	NYG										
Dec 15	at Was										
Dec 22	Dal										
Dec 29	at NYG										
Totals			7/0	13	11	1.0	0	1	0	135	28%



BIRDSEED

A consensus five-star defensive end prospect out of Oscar Smith High School in Chesapeake, VA, Sweat was named to the 2015 Under Armour All-America Game and was ranked No. 1 in the nation at his position by *Scout.com* and *247Sports*. Additionally, Sweat was named the No. 5 and No. 11 overall prospect in the country by *Scout.com* and ESPN, respectively.

Sweat played in two games as a senior in high school before a knee injury derailed his final season. As a junior, Sweat compiled 94 tackles, including 31 TFL, and an astounding 22 sacks.

 @SweatyJ_9
  @sweaty_j



6-6 | 320  **4th Year**
DOB: June 16, 1993 (Age 26)



TCU
D5b-16 (164th overall)
by Philadelphia

THREE-STEP DROP

- If he could be a superhero: **Batman**
- If he could play another sport: **WWE wrestler**
- Favorite athlete as a kid: **Yao Ming**
- Favorite athlete to watch now: **Jason Peters**
- Favorite meal: **Hamburger and french fries**
- Strangest thing he likes to eat: **Octopus**
- Favorite movies: **Action, comedies, thrillers**
- Favorite TV shows: **Fresh Prince of Bel-Air and Friends**
- Favorite music: **Enjoys all types of music, especially country and island reggae**
- Favorite quote: **"I don't have to do this, I get to do this."**



A valuable member of Philadelphia's offensive line, **Halapoulivaati Vaitai** (pronounced hal-lah-poo-lee-VAH-tee VIE-tie) was originally selected in the 5th round (164th overall) of the 2016 NFL Draft. In Week 8 of 2017, Vaitai took over as the Eagles' starting LT following a season-ending injury to **Jason Peters** and played a crucial role on Philadelphia's **Super Bowl LII**-winning offensive line.

CAREER HIGHLIGHTS

- Appeared in a career-high 16 regular-season games in 2017, including 10 starts (9 at LT, 1 at RT). In Week 8, took over as the starting LT following a season-ending injury to **Jason Peters** and played a crucial on the Eagles' **Super Bowl LII**-winning offensive line. Helped the team rank 3rd in the NFL in offensive points (414, tied) and rushing offense (132.2) and 7th in total offense (365.8)
- Filled in at RT for the Eagles as a rookie in 2016, appeared in 7 games (6 starts)
- Started and played in his first career game at Was. (10/16/16)

COLLEGE HIGHLIGHTS

- Competed in 42 games (31 starts) at both tackle positions for TCU (2012-15), where he was a two-time All-Big 12 second-team selection
- As a senior in 2015, was awarded with second-team All-Big 12 accolades after starting in 11 of 12 contests, anchoring an o-line that contributed to a 1,000-yard receiver and a 1,000-yard rusher in the same season for just the second time in TCU history
- Earned All-Big 12 second-team honors in 2014 after starting at right tackle for all 13 games. Was part of an offense that ranked second in the nation in scoring (46.5 ppg) and tied for fifth in total offense (533.0 ypg), in addition to setting single-season school records for points (604), passing yards (4,240), total yards (6,929), first downs (331) and plays (1,038)



BAND OF BROTHERS

Halapoulivaati is the oldest of three Vaitai brothers. Twins Kevin and Will are just 11 months younger than 'Big V' and the three played on the offensive line together at Haltom (TX) HS. After playing TE as a freshman, 'Big V' moved to RT as a sophomore and immediately earned a starting job. That year, he was joined on the o-line by Kevin (LG) and Will (RG). Big V stayed at RT for his final two years at Haltom, while Kevin moved to C and Will moved to LG.

POLYNESIAN ROOTS

Vaitai learned to play the guitar at a young age when his cousin taught him three chords. He plays by ear and does not read music. "Polynesians are very musically talented and they always play by ear. I also know how to play the ukulele, but prefer the guitar because it's bigger." Growing up, Vaitai and his family ate a lot of traditional Polynesian foods. "Roasted pig is a staple and spinach is a main ingredient in every dish."

APPLIED LEARNING

Vaitai majored in criminal justice at TCU with a minor in social work. After his playing career is over, he wants to work for the Department of Homeland Security. In Fall 2015, Vaitai interned with Youth Advocate Programs, Inc., an agency that provides direct service to vulnerable and high-need youth and families. As a part of his internship, Big V was paired with a sixth grader who suffered from severe ADHD. "My job was to mentor him and take him out after school. It was a very eye-opening experience. The hardest part of the job is having to shut down your feelings and emotions. You get exposed to serious and dire living conditions, but our only job is to be a big brother to the kids. We can't try to fix everything."

BIRDSEED

Vaitai is named after his father's cousin. His parents, Talikavili and Shirley Vaitai, are originally from Tonga and moved to the United States in the 1980s. Vaitai and his wife, Caitlin, have one son, Vaati. The family has two dogs: a terrier named Abby and a chihuahua named Coffee.



@TCU74



@philly_72

CAREER STATISTICS

Year	Team	GP/S	STARTS		OFF SNAPS	
			LT	RT	No	Pct
2016	Philadelphia	7/6	0	6	423	37%
2017	Philadelphia	16/10	9	1	829	73%
2018	Philadelphia	16/1	0	1	334	31%
2019	Philadelphia	6/0	0	0	57	12%
Totals		45/17	9	8	---	---
PLAYOFFS						
2017	Philadelphia	3/3	3	0	207	100%
2018	Philadelphia	2/0	0	0	16	13%
Totals		5/3	3	0	---	---



TRANSACTIONS

2016

Drafted by PHI in 5th round (164th overall)
Signed 4-year contract

QB CARSON WENTZ 11



6-5 | 237  **4th Year**
DOB: Dec. 30, 1992 (Age 26)

Bismarck, North Dakota

Century High School



North Dakota State
D1-16 (2nd overall)
by Philadelphia

AP
 2017

PRO BOWL
 2018

2017



Carson Wentz was originally selected by the Eagles with the 2nd-overall pick in the 2016 NFL Draft. Over the last two seasons, Wentz has produced single-season team records in passing TDs (33 in 2017) and completion percentage (69.6% in 2018). He also earned All-Pro honors from the *Associated Press* and was voted to his first career Pro Bowl following the 2017 season.

MOST PASSING TDs

EAGLES SINGLE-SEASON HISTORY

Carson Wentz (2017)	33
Sonny Jurgensen (1961)	32
Donovan McNabb (2004)	31
Randall Cunningham (1990)	30
Norm Snead (1967)	29

HIGHEST COMPLETION %

EAGLES SINGLE-SEASON HISTORY

Carson Wentz (2018)	69.6%
Sam Bradford (2015)	65.0%
Mark Sanchez (2014)	64.1%
Nick Foles (2013)	64.0%
Donovan McNabb (2004)	64.0%

(min. 250 attempts)

HIGHEST PASSER RATING

NFL QUARTERBACKS SINCE 2017

112.1	Patrick Mahomes (KC)
108.8	Drew Brees (NO)
104.4	Russell Wilson (Sea.)
103.3	Deshaun Watson (Hou.)
100.0	Matt Ryan (Atl.)
100.0	Carson Wentz (Phi.)

(min. 500 attempts)

THREE-STEP DROP

Hobbies: Hunting, going to lakes, relaxing with friends and spending time with his golden retrievers

First job: Umpired youth baseball games

If he could play another sport, what position: Baseball, either as a closing pitcher or third baseman

Favorite TV show: *Friday Night Lights*

Favorite movie: *The Dark Knight Rises*

Favorite meal: Steak and potatoes

Favorite throwback jerseys:

Walter Payton, Chicago Bears;
 Brett Favre, Minnesota Vikings;
 Roger Maris, New York Yankees

CAREER HIGHLIGHTS

- In 2018, registered the highest completion percentage (69.6%) in Eagles single-season history
- Named second-team **All-Pro** by the *Associated Press* and earned his first career **Pro Bowl** nod following the 2017 season. Also finished 3rd in MVP voting, behind **Tom Brady** and **Todd Gurley II**
- Led the **Super Bowl LII**-winning Eagles to an 11-2 record in games that he started in 2017
- Established an Eagles single-season record with 33 passing TDs in 2017 (previously 32 by **Sonny Jurgensen** in 1961)
- Posted an Eagles single-season record and NFL rookie record with 379 completions in 2016




CARSON WENTZ AO1 FOUNDATION

During the 2017 offseason, Wentz launched the **Carson Wentz Audience of One Foundation**, which is a nonprofit whose mission is to “uplift individuals and communities around the world by demonstrating God’s love for His people.” The foundation’s signature event, an annual charity softball game with Eagles players at the home of the Philadelphia Phillies, Citizens Bank Park, has drawn more than 40,000 fans and raised over \$1.3 million for charitable initiatives over the last two years.

A major focus of the foundation is its partnership with Mission of Hope in funding and constructing the Haiti Sports Complex, a multi-purpose sports facility and education center on Mission of Hope’s campus. Over 15,000 children per year will have access to education tutoring, will be provided meals and vitamins to support nutrition, and have a safe place with power and internet to study. The Audience of One Foundation has invested nearly \$1 million in funds for the Haiti Sports Complex.

The foundation’s food truck program, Thy Kingdom Crumb, was launched in 2018 and has freely distributed quality food to communities in need throughout the Philadelphia area. Another example of Wentz’s community outreach is an outdoor program, Camp Conquerors, which serves those with physical challenges, life-threatening illnesses and the underserved by providing various hunting and fishing opportunities.



THE DUTCH DESTROYER

In May 2017, Wentz befriended a boy named Lukas Kusters, who earned the nickname “**Dutch Destroyer**” for his fearless spirit on the football field. Lukas, who was diagnosed with a tumor in his abdomen when he was 8 years old, had received an inspirational video message from Wentz and his only wish was to thank his favorite player for the gesture.

The Eagles invited Lukas’ family to the NovaCare Complex and what was supposed to be a short visit turned into hours. As part of his thank you, Lukas gave Wentz a wristband that says, “Dutch Destroyer,” and Wentz has worn it every day since.

Less than two weeks after his visit, Lukas passed away at 10 years old and was buried in Wentz’s jersey. Wentz wears his “Dutch Destroyer” wristband every game because Lukas’ dream was to play for the Eagles, and with Wentz he can be on an NFL field every Sunday.

Wentz, who regularly keeps in touch with Lukas’ family, helped share Lukas’ story with ESPN’s Tom Rinaldi, and weeks after the interview aired, the family raised nearly \$200,000 through wristband purchases that went towards charities that aid families fighting childhood cancer.

“It’s so much deeper than football is what it comes down to. It’s so much more than just a game.”



MISSION OF HOPE

During the offseason, Wentz travels to Port-au-Prince, Haiti, with **Mission of Hope**, a Christian organization that seeks transformative change for the people of Haiti. During each mission trip, Wentz embraces the culture while sharing his faith, playing with kids and helping paint homes in the community.

“It was very eye-opening to see how much need there really is, and how they’re lacking so many things materialistically. But emotionally and mentally, it was one of the most joyful communities. I think the biggest thing I learned about myself was life isn’t all about stuff. Going there and seeing it gave me an entirely different perspective.”



 @cj_wentz  @cj_wentz11



CAREER STATISTICS

Year	Team	GP/S	PASSING										RUSHING					OFF SNAPS	
			Att	Cmp	Pct	Yds	Y/A	TD	Int	Lg	Sk/Yds	Rate	Att	Yds	Avg	Lg	TD	No	Pct
2016	Philadelphia	16/16	607	379	62.4	3,782	6.2	16	14	73t	33/213	79.3	46	150	3.3	17	2	1,127	99%
2017	Philadelphia	13/13	440	265	60.2	3,296	7.5	33	7	72t	28/162	101.9	64	299	4.7	24	0	879	78%
2018	Philadelphia	11/11	401	279	69.6	3,074	7.7	21	7	58	31/202	102.2	34	93	2.7	13	0	724	66%
2019	Philadelphia	7/7	240	147	61.3	1,649	6.9	13	4	53t	13/76	92.9	25	94	3.8	19	1	472	97%
Totals		47/47	1,688	1,070	63.4	11,801	7.0	83	32	73t	105/653	92.5	169	636	3.8	24	3	---	---

PLAYOFFS

2017	Philadelphia	0/0	PLACED ON INJURED RESERVE (KNEE) ON 12/12/17																
2018	Philadelphia	0/0	0	0	---	0	---	0	0	---	0/0	---	0	0	---	---	0	0	0%
Totals		0/0	0	0	---	0	---	0	0	---	0/0	---	0	0	---	---	0	0	---

ADDITIONAL STATISTICS

Fumbles/Lost: 34/14 - 2019 (2/2); 2018 (9/6); 2017 (9/3); 2016 (14/3) **Receptions:** 2 (both on own pass) - 4 yards on 10/28/18 at Jax.; 7 yards on 12/4/16 at Cin.

CAREER HIGHS

Pass Attempts	60	12/4/16 at Cin.
Completions	36	12/4/16 at Cin.
Passing Yards	364	11/6/16 at NYG
Yards/Attempt	10.7	10/23/17 vs. Was.
Passing Long	73t	9/25/16 vs. Pit.
Passing TDs	4	4x, last: 12/10/17 at LAR
Completion %	81.1	10/21/18 vs. Car.
Passer Rating	128.3	10/8/17 vs. Ari.
Rush Attempts	8	10/23/17 vs. Was.
Rushing Yards	63	10/23/17 vs. Was.
Rushing Long	24	9/17/17 at KC
Rushing TDs	1	3x, last: 9/15/19 at Atl.

NOTES TO KNOW

- Ranks 2nd among NFL QBs in passing TDs per game (2.2) since 2017, behind **Patrick Mahomes** (2.7)
- Has posted the 6th-best passer rating (100.0) in the NFL since 2017, behind **Patrick Mahomes** (112.1), **Drew Brees** (108.8), **Russell Wilson** (104.4), **Deshaun Watson** (103.3) and **Matt Ryan** (100.0) (min. 500 attempts)
- Owns the best career completion percentage (63.4%) in Eagles history and ranks 2nd in career passer rating (92.7), behind **Nick Foles** (93.2) (min. 1,000 attempts)
- Ranks 5th on the Eagles' all-time list with 11,801 passing yards, behind **Donovan McNabb** (32,873, 1999-2009), **Ron Jaworski** (26,963, 1977-86), **Randall Cunningham** (22,877, 1985-95) and **Norm Snead** (15,672, 1964-70)
- Has thrown 83 career TDs, which are the 6th-most in franchise history, trailing only **Donovan McNabb** (216, 1999-2009), **Ron Jaworski** (175, 1977-86), **Randall Cunningham** (150, 1985-95), **Norm Snead** (111, 1964-70) and **Tommy Thompson** (90, 1941-50)

SEASON HIGHLIGHTS

2019 - PHILADELPHIA EAGLES (7/7)

- Posted his 15th career game with 300+ passing yards after completing 26-of-40 (65.0%) attempts for 306 yards, 2 TDs, 1 INT and a 94.4 passer rating at Min. (10/13/19).
- Completed 16-of-27 (59.3%) attempts for 160 yards, 3 TDs, 0 INTs and a 113.2 passer rating while orchestrating his 5th career game-winning drive in the win at GB (9/26/19). Marked his 18th career game with a 100+ passer rating and 11th with 3+ passing TDs
- Finished with 313 yards, 3 TDs, 0 INTs and a 121.0 rating on 28-of-39 (71.8%) passing in the win vs. Was. (9/8/19). Became the first Eagles QB to complete 70.0% of his passes while recording 300+ yards, 3 TDs and 0 INTs in a single game since **Nick Foles** on 11/3/13 at Oakland





2019 GAME-BY-GAME STATISTICS (PHILADELPHIA)

Date	Opp	GP/S	PASSING										RUSHING					SNAPS		
			Att	Cmp	Pct	Yds	Y/A	TD	Int	Lg	Sk/Yds	Rat	Att	Yds	Avg	Lg	TD	No	Pct	
Sep 8	Was	W	1/1	39	28	71.8	313	8.0	3	0	53t	1/0	121.0	4	5	1.3	2	0	74	100%
Sep 15	at Atl	L	1/1	43	25	58.1	231	5.4	1	2	43	3/18	61.3	3	3	1.0	2	1	75	93%
Sep 22	Det	L	1/1	36	19	52.8	259	7.2	2	0	40	3/13	94.6	4	33	8.3	19	0	76	100%
Sep 26	at GB	W	1/1	27	16	59.3	160	5.9	3	0	20t	0/0	113.2	6	13	2.2	6	0	62	100%
Oct 6	NYJ	W	1/1	29	17	58.6	189	6.5	1	0	36	1/8	89.6	2	5	2.5	5	0	63	93%
Oct 13	at Min	L	1/1	40	26	65.0	306	7.7	2	1	45	2/14	94.4	2	23	11.5	16	0	61	94%
Oct 20	at Dal	L	1/1	26	16	61.5	191	7.3	1	1	30	3/23	80.8	4	12	3.0	6	0	61	100%
Oct 27	at Buf																			
Nov 3	Chi																			
Nov 17	NE																			
Nov 24	Sea																			
Dec 1	at Mia																			
Dec 9	NYG																			
Dec 15	at Was																			
Dec 22	Dal																			
Dec 29	at NYG																			
Totals			7/7	240	147	61.3	1,649	6.9	13	4	53t	13/76	92.9	25	94	3.8	19	1	472	97%



SEASON HIGHLIGHTS (Continued)

- On third downs vs. Washington, completed 12-of-13 (92.3%) attempts for 197 yards, 3 TDs, 0 INTs and a 158.3 passer rating (4th career game with perfect third-down rating)
- Became just the third QB in Eagles history to throw multiple 50+ yard TDs (51 and 53 yards to **DeSean Jackson**) in a single game, joining **Donovan McNabb** (2, 11/15/04 at Dal.; 11/12/06 vs. Was.) and **Sonny Jurgensen** (2, 12/10/61 vs. NYG; 4, 12/16/62 at StL)

2018 - PHILADELPHIA EAGLES (11/11, 0/0)

- Ranked 3rd in the NFL with a franchise-record 69.6% completion percentage, trailing only **Drew Brees** (74.4%) and **Kirk Cousins** (70.1%) (min. 250 attempts)
- Finished 7th in the NFL with a career-high 102.2 passer rating, behind **Drew Brees** (115.7), **Patrick Mahomes** (113.8), **Russell Wilson** (110.9), **Matt Ryan** (108.1), **Philip Rivers** (105.5) and **Deshaun Watson** (103.1) (min. 250 attempts)
- Led consecutive game-tying TD drives on the Eagles' final two possessions to force overtime at Dal. (12/9/18). Posted a career-high 139.3 fourth-quarter passer rating (min. 10 attempts)
- Generated his fourth career fourth-quarter comeback in the win vs. NYG (11/25/18). Helped the Eagles erase a 19-3 first-half deficit, resulting in the team's largest come-from-behind victory since 9/7/14 vs. Jacksonville (17 points)
- Joined **Peyton Manning** (9/30/12-10/18/12) as the only QBs in NFL history to record 30+ attempts and a 115.0+ passer rating in 4 straight games (119.6 on 10/28/18 at Jax.; 119.6 on 10/21/18 vs. Car.; 122.2 on 10/11/18 at NYG; 115.3 on 10/7/18 vs. Min.)

100+ RATING GAMES (18)

Date	Opponent	Rating
10/8/17	vs. Arizona Cardinals (W, 34-7)	128.3
10/23/17	vs. Washington Redskins (W, 34-24)	126.3
9/25/16	vs. Pittsburgh Steelers (W, 34-3)	125.9
10/11/18	at New York Giants (W, 34-13)	122.2
9/8/19	vs. Washington Redskins (W, 32-27)	121.0
12/9/18	at Dallas Cowboys (L, 23-29) [OT]	120.3
10/28/18	at Jacksonville Jaguars (W, 24-18)	119.6
10/21/18	vs. Carolina Panthers (L, 17-20)	119.6
11/5/17	vs. Denver Broncos (W, 51-23)	118.7
10/7/18	vs. Minnesota Vikings (L, 21-23)	115.3
9/26/19	at Green Bay Packers (W, 34-27)	113.2
10/12/17	at Carolina Panthers (W, 28-23)	110.7
11/26/17	vs. Chicago Bears (W, 31-3)	109.4
11/25/18	vs. New York Giants (W, 25-22)	108.6
10/9/16	at Detroit Lions (L, 23-24)	102.8
11/11/18	vs. Dallas Cowboys (L, 20-27)	102.5
9/11/16	vs. Cleveland Browns (W, 29-10)	101.0
12/10/17	at Los Angeles Rams (W, 43-35)	100.8



ROBERT DAVIS
WIDE RECEIVER • 14



Height: 6-3 Weight: 210
DOB: April 2, 1995 (Age 24)
Hometown: Warner Robins, GA (Northside)
College: Georgia State

BIRDSEED: Attended Northside H.S. in Warner Robins, Ga., where his contributions as a blocker were key for the Eagles' triple-option attack ... Was also a standout basketball player ... Majored in kinesiology ... Cousin of NFL linebacker Thomas Davis

COLLEGE HIGHLIGHTS: Played collegiately at Georgia State from 2013-16, becoming the second NFL draft pick in program history (Ultrick John, 2014) ... Finished career as Georgia State's career leader in receptions (222) and receiving yards (3,391) in 49 career games, becoming the first three-time all-conference selection in Georgia State annals ... Finished his career second to only T.Y. Hilton in career receiving yards in Sun Belt Conference history

TRANSACTIONS: 2019 - Drafted by WAS in 6th round (209th overall) ... **9/2/17** - Waived by WAS ... **9/3/17** - Signed by WAS to practice squad ... **12/4/17** - Signed by WAS to active roster from the practice squad ... **8/13/18** - Placed on Injured Reserve (knee) ... **9/7/19** - Waived by WAS ... **9/10/19** - Signed by WAS to practice squad **9/13/19** - Promoted by WAS to active roster ... **10/1/19** - Waived by WAS ... **10/7/19** - Signed by PHI to practice squad



MARCUS GREEN
WIDE RECEIVER • 89



Height: 5-8 Weight: 191
DOB: Aug. 13, 1996 (Age 23)
Hometown: Pontotoc, MS (North Pontotoc)
College: Louisiana-Monroe

BIRDSEED: Green was a four-year football letterwinner at North Pontotoc High School ... Earned five letters in basketball, as he played with the varsity squad starting in eighth grade ... Enjoys playing video games ... Active in Fellowship of Christian Athletes and is a drummer at church

COLLEGE HIGHLIGHTS: Appeared in 48 games at Louisiana-Monroe ... As a redshirt freshman in 2015, Green hauled in five 30-plus yard catches, including a 48-yarder on his first collegiate catch (vs. Nicholls State) and a 49-yarder in the final game ... Totaled 50 receptions, 855 receiving yards, and 8 TDs his senior year ... Finished his Warhawk career tied for third in school history in receiving touchdowns with 23, third in career receptions with 202, and second in career receiving yards with 2,698

TRANSACTIONS: 2019 - Drafted by ATL in 6th round (203rd overall) ... Signed 4-year contract ... **8/31/19** - Waived by ATL ... **9/1/19** - Signed by PHI to practice squad



AJENE HARRIS
CORNERBACK • 33



Height: 5-10 Weight: 185
DOB: June 1, 1996 (Age 23)
Hometown: Los Angeles, CA (Crenshaw)
College: USC

BIRDSEED: Ajene (pronounced uh-JAY-nay) made 2013 Prep Star All-West, Cal-Hi Sports All-State second team and All-L.A. City Division I Player of the Year as a senior QB, WR and DB at Crenshaw (CA) High School ... Also played basketball at Crenshaw ... Ajene received his bachelor's degree in communication at USC

COLLEGE HIGHLIGHTS: Played collegiately at USC (2014-18), where he was a standout defensive back ... Finished his career with 144 tackles (86 solo), 6.5 TFL, 1.0 sack, 6 INTs (including 3 TDs), 16 PDs, 1 FF and 2 FRs in 41 games ... As a senior in 2018, posted a career-high-tying 58 tackles (34 solo) along with 1 INT-TD, 6 PDs and 1 FF in 12 games ... Produced a career-high-tying 58 tackles (35 solo), a career-high 3 INTs (including 1 TD), 6 PDs and 1 FR in 14 games as a junior in 2018

TRANSACTIONS: 2019 - Signed by PHI as undrafted free agent ... **8/30/19** - Waived by PHI ... **9/12/19** - Signed by PHI to practice squad ... **10/1/19** - Released by PHI ... **10/8/19** - Signed by PHI to practice squad



BRUCE HECTOR
DEFENSIVE TACKLE • 90



Height: 6-2 Weight: 296
DOB: Oct. 7, 1994 (Age 24)
Hometown: Tampa, FL (Robinson)
College: South Florida

BIRDSEED: Hector was a versatile two-way lineman at Robinson (FL) High School, where he earned first-team all-state accolades from the *Associated Press* ... Hector, who is the son of Monica Lockett, graduated from USF with a degree in health sciences.

SEASON HIGHLIGHTS: 2018 (PHILADELPHIA EAGLES - 8/0, 0/0) - Registered a half-sack of Panthers QB **Cam Newton** for an 11-yard loss vs. Car. (10/21/18)

COLLEGE HIGHLIGHTS: In 43 career games (24 starts) at South Florida, posted 18.0 career sacks to finish tied for 4th all-time on the Bulls' career sacks list ... Earned All-AAC honors after posting a career-high 7.0 sacks as a senior in 2017. Also totaled 38 tackles (26 solo), including 13 TFL, 1 FF, 1 PD and a blocked kick

TRANSACTIONS: 2018 - Signed by PHI as UDFA ... **10/2/18** - Waived by PHI ... **10/4/18** - Signed by PHI to practice squad ... **10/19/18** - Signed by PHI from practice squad to active roster ... **10/30/18** - Waived by PHI ... **11/2/18** - Signed by PHI to practice squad ... **12/8/18** - Signed by PHI from practice squad to active roster ... **8/22/19** Traded to ARI in exchange for S Rudy Ford ... **8/31/19** - Released by ARI ... **9/1/19** - Signed by PHI to practice squad



DE'ANGELO HENDERSON
RUNNING BACK • 48



Height: 5-7 Weight: 208
DOB: Nov. 24, 1992 (Age 26)
Hometown: Summerville, SC (Summerville) College: Coastal Carolina

BIRDSEED: Was one of eight finalist for South Carolina's 2010 Mr. Football ... Voted as the Class 4A Running Back of the Year by the South Carolina Coaches Association ... Led the state of South Carolina in rushing yards with 2,345 yards on 251 carries and scored 27 TDs ... Graduated with a degree in recreation and sport management

SEASON HIGHLIGHTS: 2018 (NEW YORK JETS - 3/0) - Had two carries for 19 yards ... **2017 (DENVER BRONCOS - 5/0)** - scored his first NFL touchdown against KC (12/31/18)

COLLEGE HIGHLIGHTS: Set the NCAA Division 1 record by scoring at least one touchdown in 35 consecutive games ... Scored 58 TDs over that span ... Is Coastal Carolina's all-time leader in rushing yards (4,635), rushing TDs (58), most 100-yard rushing games (25), all purpose yards (5,556), points scored (386), and touchdowns scored (64) ... 2016 Walter Payton Award National Offensive Player of the Year Finalist

TRANSACTIONS: 2017 - Drafted by DEN in 6th round (203rd overall) ... **5/12/17** - Signed to 4-year contract ... **9/1/18** - Waived by DEN ... **9/3/18** - Signed by NYJ to practice squad ... **10/27/18** - Promoted by NYJ from practice squad to 53-man roster ... **11/2/18** - Waived by NYJ ... **11/7/18** - Signed by NYJ to practice squad ... **12/14/18** - Promoted by NYJ from practice squad to 53-man roster ... **7/23/19** - Released by NYJ ... **7/24/19** - Claimed off waivers by MIN ... **8/31/19** - Waived by MIN ... **10/14/19** - Signed by PHI to practice squad



KYLE LAULETTA
QUARTERBACK • 8



Height: 6-2 Weight: 219
DOB: March 17, 1995 (Age 24)
Hometown: Exton, PA (Downington East)
College: Richmond

BIRDSEED: Lauletta (pronounced LAW-let-uh) prepped at Downington East High School before attending the University of Richmond ... Member of the National Honor Society ... Special Olympics volunteer and Co-founder of Pass It On Program, which donated new and gently used sports equipment to the Boys and Girls Club of Philadelphia

SEASON HIGHLIGHTS: 2018 (NEW YORK GIANTS - 2/0) - Made his NFL debut at Was. (12/9) ... Became the first Giants rookie quarterback to throw a regular-season pass since Eli Manning in 2004

COLLEGE HIGHLIGHTS: Lauletta played in 40 games for Richmond from 2013-17 ... Redshirted in 2014 ... Completed 758-of-1,194 passes (63.5%) for 10,465 yards, 73 TDs and 35 INTs ... His 3,737 passing yards in 2017 are the 2nd-highest total in school history ... CAA Offensive Player of the Year and first-team All-CAA in 2017 ... Named the Most Valuable Player at the Reese's Senior Bowl after completing 8-of-12 passes for 198 yards and 3 TDs

TRANSACTIONS: 2018 - Drafted by NYG in 4th round (108th overall) ... Signed 4-year contract ... **8/31/19** - Waived by NYG ... **9/1/19** - Signed by PHI to practice squad



SUA OPETA
OFFENSIVE GUARD • 78



Height: 6-4 Weight: 305
DOB: Aug. 15, 1996 (Age 23)
Hometown: Stansbury Park, UT (Stansbury)
College: Weber State

BIRDSEED: Attended Stansbury Park (UT) High School, where he received all-state and all-region honors ... Is the son of Amerika and Christy Opeta ... Has a twin brother, Isaia, and a sister, Malia ... Graduated from Weber State with a degree in human performance management ... Full name: Iosua Opeta (pronounced YO-sue-a O-pet-a)

COLLEGE HIGHLIGHTS: Played in 50 games during his 4-year career at Weber State, including every contest in his final three seasons ... A two-time All-America and two-time first-team All-Big Sky honoree ... As a senior in 2018, was voted a consensus All-American as well as first-team All-Big Sky after starting all 13 games and serving as a team captain ... Part of a Wildcat team that won 10 games and a conference title and earned the No. 2 seed in the FCS playoffs ... Started all 14 games as a junior in 2017 during Weber State's historic season that included a Big Sky title, a school-record 11 wins and two wins in the FCS playoffs ... Earned All-America and All-Big Sky accolades ... As a sophomore in 2016, started all 12 games on the offensive line after moving from the defensive side of the ball in spring practice

TRANSACTIONS: 2019 - Signed by PHI as UDFA ... **8/31/19** - Waived by PHI ... **9/1/19** - Signed by PHI to practice squad



JOSHUA PERKINS
TIGHT END • 81



Height: 6-3 Weight: 223
DOB: Aug. 5, 1993 (Age 26)
Hometown: Cerritos, California (Gahr)
College: Washington

BIRDSEED: Perkins attended Gahr (CA) High School and during his senior year he was a first-team all-area selection after catching 70 passes for 1,072 yards and 11 TDs ... In the top game of his senior year, Perkins caught 12 passes for 170 yards and 2 TDs.

SEASON HIGHLIGHTS: 2018 (PHILADELPHIA EAGLES - 9/1, 0/0) - Posted career highs in receptions (4) and receiving yards (57) at TB (9/16/18), including a career-long 30-yard catch from **Nick Foles** in the fourth quarter ... **2016 (ATLANTA FALCONS - 8/1, 3/0)** - Caught his first career TD on a 26-yard pass from **Matt Ryan** to cap Atlanta's opening drive at Car. (12/24/16) ... Recorded his first career catch in the first quarter vs. SF (12/18/16)

COLLEGE HIGHLIGHTS: Totaled 66 receptions for 911 yards (13.8 avg.) and 9 TDs in 27 career games at Washington

TRANSACTIONS: 2016 - Signed by ATL as UDFA ... **9/2/17** - Waived by ATL ... **9/3/17** - Signed by ATL to practice squad ... **10/11/17** - Released by ATL ... **1/15/18** - Signed by PHI to reserve/future contract ... **11/16/18** - Placed on Injured Reserve (knee) ... **8/31/19** - Waived by PHI ... **9/1/19** - Signed by PHI to practice squad



KEEGAN RENDER
CENTER • 64



Height: 6-4 Weight: 307
DOB: Nov. 23, 1995 (Age 23)
Hometown: Indianola, IA (Indianola)
College: Iowa

BIRDSEED: Played football at Indianola (IA) High School ... Named to Elite All-State first team as a senior and junior ... Received all-conference honors three straight years after earning honorable mention as a freshman ... Earned three letters in track and one in basketball, while also competing in baseball ... Is the son of Karen and Terry Render

COLLEGE HIGHLIGHTS: Named third-team All-Big Ten by league media and honorable mention by coaches after starting all 13 games at center as a senior in 2018 ... Played in 13 games as a junior in 2017 ... Saw action in all 13 games, including 8 starts (7 at LG, 1 at RG) as a sophomore in 2016 ... Participated in a career-high 14 games as a redshirt freshman in 2015

TRANSACTIONS: 2019 - Signed by PHI as undrafted free agent ... **8/30/19** - Waived by PHI ... **10/16/19** - Signed by PHI to practice squad



GREG WARD
WIDE RECEIVER • 84



Height: 5-11 Weight: 190
DOB: July 12, 1995 (Age 24)
Hometown: Tyler, Texas (John Tyler)
College: Houston

BIRDSEED: Led Texas' Class 4A with 4,202 passing yards and 39 TDs against 5 INTs as a senior at John Tyler (TX) High School ... Also added 861 rushing yards and 13 TDs on 170 carries ... As a junior, threw for 3,596 yards and 32 TDs against 5 INTs and rushed 207 times for 1,212 yards and 18 TDs ... Majored in kinesiology at Houston

AAF HIGHLIGHTS: Caught 22 passes for 214 yards and had 1 punt return TD with the AAF's San Antonio Commanders in 2019

SEASON HIGHLIGHTS: 2019 - PHILADELPHIA EAGLES (1/0) - Recorded 1 special teams tackle in his NFL debut vs. Det. (9/22/19) ... 2017 - (PHILADELPHIA EAGLES - 0/0) - Spent majority of the season (including playoffs) on the Eagles practice squad during their **Super Bowl LII**-winning campaign

COLLEGE HIGHLIGHTS: Produced the most rushing yards (2,375) by a QB in Houston history and tied for the most rushing TDs (39)

TRANSACTIONS: 2017 - Signed by PHI as UDFA ... 9/2/17 - Waived by PHI ... 9/3/17 - Signed by PHI to practice squad ... 9/12/17 - Released by PHI from practice squad ... 9/18/17 - Signed by PHI to practice squad ... 2/7/18 - Signed by PHI to reserve/future contract... 9/1/18 - Waived by PHI ... 9/2/18 - Signed by PHI to practice squad ... 9/7/18 - Released by PHI from practice squad ... 4/9/19 - Signed by PHI ... 8/31/19 - Waived by PHI ... 9/1/19 - Signed by PHI to practice squad ... 9/21/19 - Promoted by PHI from practice squad to 53-man roster ... 9/24/19 - Waived by PHI ... 9/26/19 - Signed by PHI to practice squad

PHILADELPHIA 32, WASHINGTON 27

SUNDAY, SEPTEMBER 8, 2019 - LINCOLN FINANCIAL FIELD



POST-GAME NOTES

FIRST IMPRESSIONS: KICKOFF WEEKEND

- Doug Pederson joined Greasy Neale (6, 1942-47) as the only head coaches in franchise history to win 4 straight season-opening contests. Additionally, Pederson is now tied with Joe Kuharich (4, 1964-67) as the only Eagles head coaches to win their first 4 home openers with the team.

DESEAN JACKSON'S RETURN TO PHILADELPHIA

- DeSean Jackson became just the fourth player in Eagles history to catch multiple 50+ yard TDs (51 and 53 yards) in a single game, joining Timmy Brown (12/16/62 at StL), Ben Hawkins (12/3/67 at Was.) and Tommy McDonald (12/18/60 at Was.; 12/16/62 at StL).
- Jackson has now registered 31 career 50+ yard TDs, which ranks 2nd in NFL history and is only 5 TDs shy of Pro Football Hall of Famer Jerry Rice (36, 1985-2004).
- Jackson (364 career receptions with Philadelphia) surpassed Mike Quick (363, 1982-90) for sole possession of 8th place on the Eagles' all-time receptions list.

CARSON WENTZ POSTS 300+ YARD, 3-TD PERFORMANCE

- Carson Wentz became just the third QB in Eagles history throw multiple 50+ yard TDs in a single game, joining Donovan McNabb (2, 11/15/04 at Dal.; 2, 11/12/06 vs. Was.) and Sonny Jurgensen (2, 12/10/61 vs. NYG ; 4, 12/16/62 at StL).
- Wentz (10,465 career passing yards) moved into 5th place on the Eagles' all-time passing yardage list, surpassing Tommy Thompson (10,240, 1941-50).

GAME-SPECIFIC NOTES

- The Eagles scored 25 unanswered points during the third and fourth quarters. Philadelphia's 25 points were the most second-half points scored by the Eagles since 11/19/17 at Dal. (30 points).
- The Eagle's 436 total net yards tied for the 5th-most by the Eagles under Doug Pederson, trailing only 12/23/18 vs. Hou. (519 yards), 12/10/17 at LAR (455), 10/1/17 at LAC (454) and 11/6/16 at NYG (443).



TEAM STATISTICS

	WASHINGTON	PHILADELPHIA
First Downs	15	22
Net Yards Gained	398	436
Rushes/Yards	13/28	31/123
Net Yards Passing	370	313
Att/Comp/INT	44/30/0	39/28/0
Sacked/Yards Lost	1/10	1/0
Punts/Average	5/54.4	3/51.3
Fumbles/Lost	0/0	0/0
Penalties/Yards	12/96	6/55
Time of Possession	25:33	34:27
3rd-Down Efficiency	5/13	11/17
Turnover Ratio	EVEN	EVEN

SCORING RECAP

Team	Qtr.	Time	Play Description (Extra Point) (Drive Info)	Redskins	Eagles
Redskins	1	10:54	V.Davis 48 yd. pass from C.Keenum (D.Hopkins kick) (7-80, 4:06)	7	0
Redskins	1	2:48	D.Hopkins 41 yd. FG (11-57, 5:55)	10	0
Redskins	2	9:57	T.McLaurin 69 yd. pass from C.Keenum (D.Hopkins kick) (2-71, 0:52)	17	0
Eagles	2	4:19	D.Jackson 51 yd. pass from C.Wentz (J.Elliott kick) (5-62, 1:28)	17	7
Redskins	2	0:00	D.Hopkins 48 yd. FG (9-41, 1:41)	20	7
Eagles	3	7:50	A.Jeffery 5 yd. pass from C.Wentz (J.Elliott kick) (12-75, 7:10)	20	14
Eagles	3	5:07	D.Jackson 53 yd. pass from C.Wentz (J.Elliott kick) (3-53, 0:15)	20	21
Eagles	4	14:55	A.Jeffery 2 yd. run (D.Sproles run) (9-71, 4:42)	20	29
Eagles	4	3:10	J.Elliott 22 yd. FG (19-74, 8:55)	20	32
Redskins	4	0:06	T.Quinn 4 yd. pass from C.Keenum (D.Hopkins kick) (15-75, 3:04)	27	32

EAGLES INDIVIDUAL STATISTICS

RUSHING: D.Sproles 9-47, J.Howard 6-44, M.Sanders 11-25, C.Wentz 4-5, A.Jeffery 1-2-1TD
RECEIVING: D.Jackson 8-154-2TDs, Z.Ertz 5-54, A.Jeffery 5-49-1TD, D.Sproles 3-16, D.Goedert 2-16, N.Agholor 2-11, J.Howard 2-11, M.Sanders 1-2
PASSING: C.Wentz 28-39-313-3TDs-0
INTERCEPTIONS: NONE
SACKS: T.Jernigan 1.0
FIELD GOALS: J.Elliott (2/2)

REDSKINS INDIVIDUAL STATISTICS

RUSHING: D.Guice 10-18, C.Thompson 3-10
RECEIVING: C.Thompson 7-68, T.McLaurin 5-125-1TD, V.Davis 4-59-1TD, P.Richardson 4-36, T.Quinn 4-33-1TD, D.Guice 3-20, K.Harmon 2-31, J.Sprinkle 1-8
PASSING: C.Keenum 30-44-380-3TDs-0
INTERCEPTIONS: NONE
SACKS: C.McKinzy 1.0
FIELD GOALS: D.Hopkins (4/1G, 4/8G)




POST-GAME NOTES

OFFENSIVE NOTES

- With 4:57 remaining in the third quarter, Carson Wentz finished a 6-play, 27-yard scoring drive with a 4-yard TD pass to Nelson Agholor on fourth-and-goal to cut the Eagles' deficit to 12-17. It was the first passing TD Wentz has hit on fourth down since throwing his franchise-record-breaking 33rd TD of the 2017 season on 12/10/17 at L.A. Rams. Overall, it was Wentz's 4th career passing TD on fourth down.
- Agholor posted a team-high-tying 8 receptions for a team-best 107 yards (13.4 avg.) and 1 TD. Agholor's 8 catches were his most in a single game since 9/16/18 at Tampa Bay (also 8) and his 107 yards marked his 3rd career 100+ yard performance
- Zach Ertz registered 8 catches for 72 yards and now has 450 career receptions, which are the 3rd most in Eagles history, trailing only Harold Carmichael (589, 1971-83) and Pete Retzlaff (452, 1956-66).
- Josh McCown made his Eagles debut when he relieved Wentz for 6 plays during the second quarter. According to ESPN Stats & Info, McCown joined Ryan Fitzpatrick as the only players in NFL history to throw a pass for 8 different teams.
- Philadelphia's defense forced 3 turnovers (all INTs), limited Atlanta's defense to just 3-of-10 (30%) on third downs and held the Falcons to just 57 rushing yards. The Eagles recorded 3+ INTs in a single game for the first time since picking off Cowboys QB Dak Prescott 3 times on 11/19/17 at Dallas (W, 37-19) (4th such performance since 2016).

DEFENSIVE & SPECIAL TEAMS NOTES

- Philadelphia's defense forced 3 turnovers (all INTs), limited Atlanta's defense to just 3-of-10 (30%) on third downs and held the Falcons to just 57 rushing yards. The Eagles recorded 3+ INTs in a single game for the first time since picking off Cowboys QB Dak Prescott 3 times on 11/19/17 at Dallas (W, 37-19).
- Sidney Jones recorded his 1st career INT when he picked off Falcons QB Matt Ryan on second-and-10 with 0:41 remaining in the first half.
- Nathan Gerry picked off Ryan in the end zone on a second-down pass intended for TE Austin Hooper in the third quarter, resulting in a touchback. The interception was the 2nd of Gerry's career.



TEAM STATISTICS

	PHILADELPHIA	ATLANTA
First Downs	18	19
Net Yards Gained	286	367
Rushes/Yards	21/49	17/57
Net Yards Passing	237	310
Att/Comp/INT	48/28/2	43/27/3
Sacked/Yards Lost	3/18	1/10
Punts/Average	4/52.3	3/39.3
Fumbles/Lost	1/1	1/0
Penalties/Yards	7/60	10/58
Time of Possession	32:54	27:06
3rd-Down Efficiency	9/18	3/10
Turnover Ratio	EVEN	EVEN

- Cameron Johnston recorded punts of 54, 57, 46 and 52 yards to post a 52.3 gross average and 49.3 net average. His 52.3 gross average was the 2nd-best single-game mark of his career (56.0 average on 9/16/18 at Tampa Bay) and his 49.3 net average was his 2nd-highest as well (52.3 average on 12/16/18 at L.A. Rams).

SCORING RECAP

Team	Qtr.	Time	Play Description (Extra Point) (Drive Info)	Eagles	Falcons
Falcons	1	9:28	M.Bryant 50 yd. FG (11-43, 5:32)	0	3
Eagles	2	10:45	J.Elliott 34 yd. FG (9-27, 4:45)	3	3
Falcons	2	4:56	C.Ridley 34 yd. pass from M.Ryan (M.Bryant kick) [5-65, 2:31]	3	10
Eagles	2	0:00	J.Elliott 41 yd. FG [8-18, 0:43]	6	10
Falcons	3	13:23	J.Jones 4 yd. pass from M.Ryan (M.Bryant kick) [3-33, 1:28]	6	17
Eagles	3	4:57	N.Agholor 4 yd. pass from C.Wentz (run failed) [6-27, 3:08]	12	17
Eagles	4	3:13	C.Wentz 1 yd. run (C.Wentz-Z.Ertz pass) [13-73, 8:29]	20	17
Falcons	4	2:10	J.Jones 54 yd. pass from M.Ryan (M.Bryant kick) [6-75, 1:03]	20	24

EAGLES INDIVIDUAL STATISTICS

RUSHING: M.Sanders 10-28, J.Howard 8-18, C.Wentz 3-3-1TD
RECEIVING: N.Agholor 8-107-1TD, Z.Ertz 8-72, M.Hollins 5-50, M.Sanders 3-9, D.Sproles 2-5, J.Howard 1-8, J.Arcega-White-side 1-4
PASSING: C.Wentz 25-43-231-1TD-2, J.McCown 3-5-24-0TDs-0
INTERCEPTIONS: R.Darby 1-13, S.Jones 1-1, N.Gerry 1-0
SACKS: A.Sendejo 1.0
FIELD GOALS: J.Elliott (34G, 41G)

FALCONS INDIVIDUAL STATISTICS

RUSHING: I.Smith 4-32, D.Freeman 11-22, M.Ryan 2-3
RECEIVING: C.Ridley 8-105-1TD, J.Jones 5-106-2TDs, A.Hooper 4-34, M.Sanu 4-16, D.Freeman 3-42, I.Smith 2-13, L.Stocker 1-4
PASSING: M.Ryan 27-43-320-3TDs-3
INTERCEPTIONS: D.Trufant 2-10
SACKS: V.Beasley 1.0, A.Clayborn 1.0, G.Jarrett 1.0
FIELD GOALS: M.Bryant (50G, 50WL)



POST-GAME NOTES

ERTZ CLIMBS EAGLES' ALL-TIME RECEPTIONS LIST

- Zach Ertz (454 career receptions) surpassed Pete Retzlaff (452, 1956-66) for sole possession of 2nd place on the Eagles' all-time receptions list, trailing only Harold Carmichael (589, 1971-83).
- Ertz eclipsed 5,000+ career receiving yards (5,017), becoming just the fourth TE in NFL history to accomplish the feat in their first 94 career games, joining Travis Kelce (75 games), Rob Gronkowski (81 games) and Antonio Gates (90 games). Ertz also climbed past Brent Celek (4,998, 2007-17) for the 8th-most receiving yards in franchise history (next: Bobby Walston (1951-62) - 5,363).

ERTZ CLIMBS EAGLES' ALL-TIME RECEPTIONS LIST

- Miles Sanders contributed a career-long 40-yard reception on the Eagles' opening drive, marking the longest catch by an Eagles rookie RB since LeSean McCoy posted a 45-yard reception on 11/8/09 vs. Dallas. It is the longest reception by an NFL rookie RB since Saquon Barkley (NYG) on 10/11/18 vs. Philadelphia (55 yards).
- Nelson Agholor posted a season-high-tying 8 catches for 50 yards and 2 TDs. He is the fifth player in Eagles history to log 8+ receptions and 1+ TD in back-to-back games, joining Terrell Owens (9/25/05-10/2/05), Irving Fryar (11/3/96-11/10/96), Mike Quick (11/24/85-12/1/85) and Bud Grant (11/30/52-12/7/52).
- Agholor registered the 2nd multi-TD performance of his career and first since 12/30/18 at Washington. He now has 6 receiving TDs in his last 5 regular-season games.
- With 1:53 remaining in the game and the Eagles trailing, 24-27, Malcolm Jenkins blocked a 46-yard FG attempt by Lions K Matt Prater to keep the deficit at 3 points. Jenkins became the first Eagle to block a FG since Treyvon Hester in the 2018 NFC Wild Card on 1/6/19 at Chicago (Bears K Cody Parkey).
- The Eagles rushed for a season-high 127 yards and averaged 4.2 yards per attempt.



TEAM STATISTICS

	DETROIT	PHILADELPHIA
First Downs	16	22
Net Yards Gained	287	373
Rushes/Yards	28/86	30/127
Net Yards Passing	201	246
Att/Comp/INT	32/18/0	36/19/0
Sacked/Yards Lost	0/0	3/13
Punts/Average	5/45.2	3/48.0
Fumbles/Lost	0/0	3/2
Penalties/Yards	9/61	4/30
Time of Possession	27:42	32:18
3rd-Down Efficiency	6/14	7/13
Turnover Ratio	+2	-2

SCORING RECAP

Team	Qtr.	Time	Play Description (Extra Point) (Drive Info)	Lions	Eagles
Eagles	1	11:28	J.Elliott 25 yd. FG (9-69, 3:32)	0	3
Lions	1	11:14	J.Agnew 100 yd. kickoff return (M.Prater kick) (0-0, 0:14)	7	3
Eagles	1	6:15	J.Howard 1 yd. run (J.Elliott kick) (9-75, 4:59)	7	10
Lions	2	14:09	K.Johnson 1 yd. run (M.Prater kick) (13-75, 7:06)	14	10
Lions	2	3:29	M.Prater 25 yd. FG (5-44, 1:21)	17	10
Lions	2	0:57	M.Prater 33 yd. FG (4-7, 0:54)	20	10
Eagles	3	4:15	N.Agholor 20 yd. pass from C.Wentz (J.Elliott kick) (6-47, 2:44)	20	17
Lions	4	14:53	M.Jones 12 yd. pass from M.Stafford (M.Prater kick) (9-75, 4:22)	27	17
Eagles	4	6:59	N.Agholor 2 yd. pass from C.Wentz (J.Elliott kick) (10-80, 4:32)	27	24

EAGLES INDIVIDUAL STATISTICS

RUSHING: M.Sanders 13-53, J.Howard 11-37-1TD, C.Wentz 4-33, D.Sproles 2-4
RECEIVING: N.Agholor 8-50-2TDs, Z.Ertz 4-64, M.Hollins 4-62, M.Sanders 2-73, J.Arcega-Whiteside 1-10
PASSING: C.Wentz 19-36-259-2TDs-0
INTERCEPTIONS: NONE
SACKS: NONE
FIELD GOALS: J.Elliott (25G)

LIONS INDIVIDUAL STATISTICS

RUSHING: J.McKissic 1-44, K.Johnson 20-36-1TD, T.Johnson 4-5, M.Stafford 3-1
RECEIVING: M.Jones 6-101-1TD, D.Amendola 4-37, K.Gol-laday 2-17, L.Thomas 1-15, J.James 1-13, N.Bawden 1-10, K.Johnson 1-7, T.Hockenson 1-1, T.Johnson 1-0
PASSING: M.Stafford 18-32-201-1TD-0
INTERCEPTIONS: NONE
SACKS: T.Flowers 1.0, D.Harrison 1.0, C.Jones 1.0
FIELD GOALS: M.Prater (25G, 33G, 46B)

PHILADELPHIA 34, GREEN BAY 27

THURSDAY, SEPTEMBER 26, 2019 - LAMBEAU FIELD



POST-GAME NOTES

BIRDS ON PRIMETIME, THURSDAY NIGHT FOOTBALL

- Philadelphia is one of just four NFL teams with an undefeated record (4-0) on Thursday Night Football since 2016, joining L.A. Chargers, Pittsburgh and Seattle. Overall, the Eagles are now 5-0 in Thursday games under Doug Pederson (also won Thursday season opener vs. Atlanta in 2018).
- Philadelphia now owns a 3-0 record in Thursday Night Football road games since 2016

POST-GAME NOTES

- Miles Sanders' career-long 67-yard kickoff return was the longest by an Eagles rookie since Wendell Smallwood's 86-yard kickoff return TD on 10/16/16 at Washington. It was the longest by any Eagle since Josh Huff's 98-yard kickoff return TD on 10/23/16 vs. Minnesota.
- Derek Barnett recorded his 3rd career strip-sack (including playoffs). His previous two such instances occurred in the 2017 NFC Championship Game on 1/21/18 vs. Minnesota (Case Keenum) as well as on 11/19/17 at Dallas (Dak Prescott).
- Jordan Howard matched a career high with 3 offensive TDs (last: 12/4/16 vs. San Francisco with Chicago, all rushing). Howard became the first Eagles RB to record 3+ offensive TDs in a single game since LeSean McCoy on 12/18/11 vs. N.Y. Jets.
- The Eagles sealed the 34-27 victory with a Nigel Bradham INT with :28 remaining in regulation. Bradham picked off a pass intended for Marquez Valdes-Scantling in the endzone and returned it to the Philadelphia 21-yard line. The interception was Aaron Rodgers' first INT of the season, which came after 212 consecutive passes without an INT.
- Carson Wentz registered 3+ passing TDs for the 11th time of his NFL career and first since 12/9/18 at Dallas. Wentz's 11 career games with 3+ passing TDs are the 4th-most by an NFL QB since 2017, behind Patrick Mahomes (13), Russell Wilson (13) and Tom Brady (12).
- According to Elias Sports, Philadelphia delivered Aaron Rodgers (58-1-1) his first career loss at home in a game in which the Packers held a lead of 10+ points (led 10-0 in the first quarter).



TEAM STATISTICS

	PHILADELPHIA	GREEN BAY
First Downs	24	31
Net Yards Gained	336	491
Rushes/Yards	33/176	20/77
Net Yards Passing	160	422
Att/Comp/INT	27/16/0	53/34/1
Sacked/Yards Lost	0/0	1/8
Punts/Average	4/41.8	2/41.5
Fumbles/Lost	0/0	1/1
Penalties/Yards	9/93	5/50
Time of Possession	27:39	32:21
3rd-Down Efficiency	5/9	6/11
Turnover Ratio	+2	-2

SCORING RECAP

Team	Qtr.	Time	Play Description (Extra Point) (Drive Info)	Eagles	Packers
Packers	1	10:31	A.Jones 3 yd. run (M.Crosby kick) [5-89, 2:18]	0	7
Packers	2	14:01	M.Crosby 30 yd. FG [15-78, 8:01]	0	10
Eagles	2	11:48	A.Jeffery 6 yd. pass from C.Wentz (J.Elliott kick) [5-34, 2:13]	7	10
Packers	2	8:24	M.Crosby 31 yd. FG [7-63, 3:24]	7	13
Eagles	2	2:45	D.Goedert 3 yd. pass from C.Wentz (J.Elliott kick) [11-60, 5:39]	14	13
Eagles	2	0:59	J.Howard 1 yd. run (J.Elliott kick) [4-17, 0:54]	21	13
Packers	2	0:09	G.Allison 19 yd. pass from A.Rodgers (M.Crosby kick) [7-70, 0:50]	21	20
Eagles	3	9:12	J.Howard 20 yd. pass from C.Wentz (pass failed) [8-76, 3:43]	27	20
Packers	3	3:16	J.Graham 14 yd. pass from A.Rodgers (M.Crosby kick) [8-72, 3:34]	27	27
Eagles	4	14:13	J.Howard 2 yd. run (J.Elliott kick) [8-75, 4:03]	34	27

EAGLES INDIVIDUAL STATISTICS

RUSHING: J.Howard 15-87-2TDs, M.Sanders 11-72, C.Wentz 6-13, D.Sproles 1-4
RECEIVING: Z.Ertz 7-65, A.Jeffery 3-38-1TD, J.Howard 3-28-1TD, D.Goedert 2-16-1TD, M.Hollins 1-13
PASSING: C.Wentz 16-27-160-3TDs-0
INTERCEPTIONS: N.Bradham 1-22
SACKS: D.Barnett 1.0
FIELD GOALS: NONE

PACKERS INDIVIDUAL STATISTICS

RUSHING: A.Rodgers 5-46, A.Jones 13-21-1TD, G.Allison 1-7, D.Vitale 1-3
RECEIVING: D.Adams 10-180, J.Graham 6-61-1TD, A.Jones 6-37, G.Allison 3-52-1TD, M.Valdes-Scantling 3-47, M.Lewis 2-19, D.Vitale 2-15, R.Tonyan 1-11, J.Williams 1-0
PASSING: A.Rodgers 34-53-422-2TDs-1
INTERCEPTIONS: NONE
SACKS: NONE
FIELD GOALS: M.Crosby (30G, 31G)



POST-GAME NOTES

DEFENSE SHINES IN EAGLES' 31-6 VICTORY

- Philadelphia became the first team in NFL history to record 10.0+ sacks, a fumble recovery TD and an INT-TD in the same game. The Eagles recorded a fumble recovery TD and INT-TD in the same game for just the seventh time in team history, joining 11/12/90 vs. Washington, 12/3/89 at N.Y. Giants, 12/12/54 vs. N.Y. Giants, 12/7/52 vs. Dallas, 10/29/50 vs. Washington and 10/31/43 vs. Chicago Cardinals).
- The Eagles' 10.0 sacks against the Jets are tied for the 2nd-most in single-game franchise history (also 9/23/07 vs. Detroit), trailing only an 11.0-sack performance on 9/15/91 at Dallas.
- Brandon Graham led the defense with a career-high 3.0 sacks. He is the first Eagles player to register 3.0 sacks in a single game since Fletcher Cox on 12/30/18 at Washington.
- Orlando Scandrick finished the game with a career-high 2.0 sacks (both strip-sacks) and a fumble recovery TD. Scandrick became just the fifth NFL defensive back since 1993 to record 2.0+ sacks and 2.0+ FFs in a single game, joining Brandon Meriweather (10/27/14 at Dallas with Washington), Drew Coleman (12/19/10 at Pittsburgh with N.Y. Jets), Kerry Rhodes (9/24/06 at Buffalo with N.Y. Jets) and John Lynch (12/31/05 at San Diego with Denver).
- Scandrick is just the fifth defensive back in Eagles history to post 2.0 sacks in a single game, joining Brian Dawkins (11/19/00 vs. Arizona), Bobby Taylor (9/15/97 at Dallas), Wes Hopkins (10/6/91 at Tampa Bay) and Ray Ellis (12/8/85 vs. Washington).

SPROLES MOVES INTO NFL'S TOP 5 IN ALL-PURPOSE YARDS

- Darren Sproles (19,684) surpassed Tim Brown (19,682, 1988-2004) for the 5th-most all-purpose yards in NFL history, trailing only Jerry Rice (23,546, 1985-2004), Brian Mitchell (23,330, 1990-2003), Walter Payton (21,803, 1975-87) and Emmitt Smith (21,564, 1990-2004).

OFFENSIVE NOTES

- Jordan Howard tallied a 1-yard rushing TD in the first quarter marking his 5th offensive TD in the last 3 games. He is the first Eagles RB with 5+ offensive TDs in a 3-game span since LeSean McCoy from 12/1/11-12/18/11 (also 5 TDs). He also became the first Eagle to rush for TDs in 3 consecutive games since Ryan Mathews from 12/11/11-12/18/11 (also 3 games).



TEAM STATISTICS

	N.Y. JETS	PHILADELPHIA
First Downs	9	17
Net Yards Gained	128	265
Rushes/Yards	19/67	29/84
Net Yards Passing	61	181
Att/Comp/INT	26/15/2	29/17/0
Sacked/Yards Lost	10/59	1/8
Punts/Average	8/50.9	5/46.8
Fumbles/Lost	2/1	3/1
Penalties/Yards	9/52	9/76
Time of Possession	29:08	30:52
3rd-Down Efficiency	3/14	5/13
Turnover Ratio	-2	+2

- Miles Sanders registered a 36-yard reception in the first quarter, which marked his third 30+ yard catch this season (also 40 and 33 yards on 9/22/19 vs. Detroit). Sanders' three 30+ yard receptions are the most by an NFL rookie RB through 5 games since at least 1991. Sanders has recorded a 30+ yard play from scrimmage in 3 consecutive games.

SCORING RECAP

Team	Qtr.	Time	Play Description (Extra Point) (Drive Info)	Jets	Eagles
Eagles	1	7:44	J.Howard 1 yd. run (J.Elliott kick) (9-53, 5:11)	0	7
Eagles	1	5:04	N.Gerry 51 yd. interception return (J.Elliott kick)	0	14
Eagles	2	0:34	Z.Ertz 11 yd. pass from C.Wentz (J.Elliott kick)	0	21
Eagles	3	1:26	J.Elliott 28 yd. FG (12-77, 7:08)	0	24
Jets	4	14:32	V.Smith 19 yd. run (pass failed) (1-19, 0:08)	6	24
Eagles	4	7:39	Orlando Scandrick 44 yd. fumble return (J.Elliott kick)	6	31

EAGLES INDIVIDUAL STATISTICS

RUSHING: J.Howard 13-62-1TD, M.Sanders 9-15, C.Wentz 2-5, D.Sproles 3-4, J.McCown 2--2
RECEIVING: A.Jeffery 6-52, Z.Ertz 5-57-1TD, M.Sanders 4-49, N.Agholor 1-20, D.Goedert 1-11
PASSING: C.Wentz 17-29-189-1TD-0
INTERCEPTIONS: N.Gerry 1-51-1TD, R.McLeod 1-23
SACKS: B.Graham 3.0, O.Scandrick 2.0, D.Barnett 1.0, V.Curry 1.0, D.Hall 1.0, H.Ridgeway 1.0, J.Sweat 1.0
FIELD GOALS: J.Elliott (28G)

JETS INDIVIDUAL STATISTICS

RUSHING: L.Bell 15-43, V.Smith 1-19-1TD, B.Powell 1-4, T.Montgomery 2-1
RECEIVING: L.Bell 7-45, D.Thomas 4-47, J.Crowder 2-10, Ro.Anderson 1-16, R.Griffin 1-2
PASSING: L.Falk 15-26-120-0TDs-2
INTERCEPTIONS: NONE
SACKS: S.McLendon 1.0
FIELD GOALS: S.Ficken (55WR)

PHILADELPHIA 20, MINNESOTA 38

SUNDAY, OCTOBER 13, 2019 - U.S. BANK STADIUM



POST-GAME NOTES

- Miles Sanders helped the Eagles cut the deficit to 10-24 in the second quarter when he caught a 32-yard TD pass from Carson Wentz, capping a 5-play, 75-yard scoring drive. He also registered a 45-yard reception (career long) in the third quarter that set up a 3-yard TD pass to Alshon Jeffery, 17-24.
- Sanders has registered a 30+ yard play from scrimmage in 4 consecutive games. In that span, he has posted a total of six 30+ yard plays (5 receiving, 1 rushing). His five 30+ yard receptions are the most by an NFL rookie RB through 6 games since at least 1991.
- Alshon Jeffery caught a 3-yard TD pass from Carson Wentz on the Eagles' opening drive of the third quarter. Jeffery leads all active NFL players with 8 career receiving TDs vs. Minnesota.
- Jeffery registered 10 catches for 76 yards, marking the first time an Eagle has recorded 10-plus catches in a game since Zach Ertz hauled in 12 receptions vs. Hou. on 12/28/18.
- Jake Elliott connected on a season-long 53-yard FG in the second quarter that made it a 3-10 game. He also nailed a 40-yard FG that made it a 4-point game, 20-24, in the third quarter.
- Elliott's 53-yarder marked his 9th career 50+ yard FG and first since 12/16/18 at L.A. Rams (51 yards). It is tied for the 3rd-longest FG of his career (longest: 61 yards on 9/24/17 vs. N.Y. Giants).
- Brandon Graham recorded his team-leading 4th sack of the season when he brought down Vikings QB Kirk Cousins for an 8-yard loss on third-and-4 in the second quarter. Graham has registered a total of 4 sacks over the past two games and now has 46.5 in his career which rank 6th all-time in Eagles history.



TEAM STATISTICS

	PHILADELPHIA	MINNESOTA
First Downs	19	26
Net Yards Gained	400	447
Rushes/Yards	22/108	35/122
Net Yards Passing	292	325
Att/Comp/INT	41/26/2	29/22/1
Sacked/Yards Lost	2/14	1/8
Punts/Average	3/43.7	3/41.0
Fumbles/Lost	1/1	1/1
Penalties/Yards	7/49	4/30
Time of Possession	27:56	32:04
3rd-Down Efficiency	4/12	2/10
Turnover Ratio	-1	+1

SCORING RECAP

Team	Qtr.	Time	Play Description (Extra Point) (Drive Info)	Eagles	Vikings
Vikings	1	7:43	A.Thielen 6 yd. pass from K.Cousins (D.Bailey kick) (13-75, 7:17)	0	7
Vikings	1	1:54	D.Bailey 39 yd. FG (9-35, 3:36)	0	10
Eagles	2	12:10	J.Elliott 53 yd. FG (10-40, 4:44)	3	10
Vikings	2	11:39	S.Diggs 64 yd. pass from K.Cousins (D.Bailey kick) (2-75, 0:31)	3	17
Vikings	2	9:31	S.Diggs 51 yd. pass from K.Cousins (D.Bailey kick) (1-51, 0:08)	3	24
Eagles	2	7:02	M.Sanders 32 yd. pass from C.Wentz (J.Elliott kick) (5-75, 2:29)	10	24
Eagles	3	12:11	A.Jeffery 3 yd. pass from C.Wentz (J.Elliott kick) (6-75, 2:49)	17	24
Eagles	3	6:19	J.Elliott 40 yd. FG (5-33, 2:44)	20	24
Vikings	3	1:16	S.Diggs 11 yd. pass from K.Cousins (D.Bailey kick) (9-75, 5:03)	20	31
Vikings	4	8:17	D.Cook 1 yd. run (D.Bailey kick) (8-88, 4:44)	20	38

EAGLES INDIVIDUAL STATISTICS

RUSHING: J.Howard 13-49, B.Scott 4-30, C.Wentz 2-23, M.Sanders 3-6

RECEIVING: A.Jeffery 10-76-1TD, D.Goedert 5-48, Z.Ertz 4-54, N.Agholor 4-42, M.Sanders 3-86-1TD,

PASSING: C.Wentz 26-40-306-2TDs-1, J.Elliott 0-1-0-0TDs-1

INTERCEPTIONS: A.Sendejo 1-15

SACKS: B.Graham 1.0

FIELD GOALS: J.Elliott (53G, 40G)

VIKINGS INDIVIDUAL STATISTICS

RUSHING: A.Mattison 14-63, D.Cook 16-41-1TD, S.Diggs 2-18, K.Cousins 2-0, A.Thielen 1-0

RECEIVING: S.Diggs 7-167-3TDs, A.Thielen 6-57-1TD, K.Rudolph 3-36, I.Smith 2-29, D.Cook 2-13, O.Johnson 1-16, L.Treadwell 1-15

PASSING: K.Cousins 22-29-333-4TDs-1

INTERCEPTIONS: E.Griffen 1-17, Mac.Alexander 1-0


SACKS: D.Hunter 1.0, Mac.Alexander 0.5, E.Kendricks 0.5

FIELD GOALS: D.Bailey (39G)



POST-GAME NOTES

- Carson Wentz ranks 2nd among NFL QBs in passing TDs per game (2.16) since 2017, behind Patrick Mahomes (2.71). Wentz is also tied with Matt Ryan for the 5th-best passer rating (100.0) in the NFL in that span, trailing only Mahomes (112.1), Drew Brees (108.8), Russell Wilson (104.4) and Deshaun Watson (130.3) (min. 500 attempts).
- Jordan Howard ranks 3rd among NFC RBs (9th in NFL) in rushing average (4.51), behind Dalvin Cook (5.45) and Christian McCaffrey (4.87) (min. 75 attempts). Howard also ranks 4th in the NFL (leads NFC) in rushing first down percentage (26.1%), trailing only Mark Ingram (28.3%), Carlos Hyde (27.0%) and Marlon Mack (26.1%) (min. 75 attempts).
- Miles Sanders is the first NFL RB to post 450+ scrimmage yards (450) and 250+ return yards (259) in their first 7 career games since Adrian Peterson in 2007 (927-324). Sanders leads all NFL rookies with 709 all-purpose yards.
- Alshon Jeffery is tied for the team lead with 3 receiving TDs. Since joining the Eagles in 2017, Jeffery ranks 9th among NFL WRs with 18 receiving TDs (16 in red zone).
- Brandon Graham leads the Eagles defense with 4.0 sacks and ranks 6th in team history with 46.5 career sacks.



TEAM STATISTICS

	PHILADELPHIA	DALLAS
First Downs	16	23
Net Yards Gained	283	402
Rushes/Yards	28/115	36/189
Net Yards Passing	168	213
Att/Comp/INT	26/16/1	27/21/1
Sacked/Yards Lost	3/23	3/26
Punts/Average	3/50.7	3/42.3
Fumbles/Lost	3/3	1/0
Penalties/Yards	5/40	6/65
Time of Possession	27:38	32:22
3rd-Down Efficiency	3/9	8/14
Turnover Ratio	-3	+3

SCORING RECAP

Team	Qtr.	Time	Play Description (Extra Point) (Drive Info)	Eagles	Cowboys
Cowboys	1	10:08	T.Austin 20 yd. run (B.Maher kick) (6-45, 3:02)	0	7
Cowboys	1	8:56	E.Elliott 1 yd. run (B.Maher kick) (2-14, 0:18)	0	14
Eagles	1	4:38	D.Goedert 28 yd. pass from C.Wentz (J.Elliott kick) (7-87, 4:18)	7	14
Cowboys	2	6:40	B.Jarwin 1 yd. pass from D.Prescott (B.Maher kick) (12-71, 6:52)	7	21
Cowboys	2	1:31	B.Maher 26 yd. FG (8-72, 1:16)	7	24
Cowboys	2	0:00	B.Maher 63 yd. FG (5-25, 0:22)	7	27
Eagles	3	4:59	J.Elliott 38 yd. FG (12-66, 5:51)	10	27
Cowboys	4	12:36	B.Maher 29 yd. FG (13-64, 7:23)	10	30
Cowboys	4	9:33	D.Prescott 8 yd. run (B.Maher kick) (3-16, 1:21)	10	38

EAGLES INDIVIDUAL STATISTICS

RUSHING: J.Howard 11-50, B.Scott 7-32, M.Sanders 6-21, C.Wentz 4-12
RECEIVING: D.Goedert 4-69-1TD, M.Sanders 3-11, A.Jeffery 2-38, Z.Ertz 2-38, N.Agholor 2-24, J.Howard 2-6, B.Scott 1-5
PASSING: C.Wentz 16-26-191-1TD-1
INTERCEPTIONS: J.Mills 1-0
SACKS: D.Barnett 1.0, F.Cox 1.0, H.Ridgeway 1.0
FIELD GOALS: J.Elliott (38G)

COWBOYS INDIVIDUAL STATISTICS

RUSHING: E.Elliott 22-111-1TD, D.Prescott 5-30-1TD, T.Pollard 8-28, T.Austin 1-20
RECEIVING: E.Elliott 6-36, A.Cooper 5-106, J.Witten 4-33, M.Gallup 3-34, R.Cobb 2-29, B.Jarwin 1-1-1TD
PASSING: D.Prescott 21-27-239-1TD-1
INTERCEPTIONS: X.Woods 1-9
SACKS: D.Lawrence 1.0, J.Lewis 1.0, R.Quinn 1.0
FIELD GOALS: B.Maher (26G, 63G, 29G)

2019 UNOFFICIAL DEPTH CHART



Compiled by the Eagles public relations staff

OFFENSE						
WR	17	Alshon Jeffery	19	J.J. Arcega-Whiteside		
LT	71	Jason Peters	77	Andre Dillard		
LG	73	Isaac Seumalo	69	Matt Pryor		
C	62	Jason Kelce	67	Nate Herbig		
RG	79	Brandon Brooks	72	Halapoulivaati Vaitai		
RT	65	Lane Johnson	72	Halapoulivaati Vaitai		
TE	86	Zach Ertz	88	Dallas Goedert		
WR	13	Nelson Agholor				
WR	10	DeSean Jackson	16	Mack Hollins		
RB	24	Jordan Howard	26	Miles Sanders	43	Darren Sproles
					35	Boston Scott
QB	11	Carson Wentz	18	Josh McCown	7	Nate Sudfeld
DEFENSE						
DE	96	Derek Barnett	75	Vinny Curry	51	Shareef Miller
DT	93	Tim Jernigan	98	Hassan Ridgeway		
DT	91	Fletcher Cox	66	Anthony Rush	76	Albert Huggins
DE	55	Brandon Graham	94	Josh Sweat	74	Daeshon Hall
OLB	54	Kamu Grugier-Hill	49	Alex Singleton		
MLB	53	Nigel Bradham	57	T.J. Edwards		
OLB	47	Nathan Gerry	50	Duke Riley		
CB	31	Jalen Mills	29	Avonte Maddox	22	Sidney Jones
CB	21	Ronald Darby	32	Rasul Douglas	39	Craig James
S	23	Rodney McLeod	42	Andrew Sendejo		
S	27	Malcolm Jenkins	36	Rudy Ford		
SPECIAL TEAMS						
P	1	Cameron Johnston				
K	4	Jake Elliott				
H	1	Cameron Johnston				
LS	45	Rick Lovato				
PR	43	Darren Sproles	10	DeSean Jackson	35	Boston Scott
KR	26	Miles Sanders				

PRONUNCIATION GUIDE

Nelson Agholor	AGG-uh-lore	Kamu Grugier-Hill	KAH-moo GREW-jay HILL	Avonte Maddox	uh-VON-tay
J.J. Arcega-Whiteside	are-THAY-guh WHITESIDE	Daeshon Hall	DAY-shon	Jordan Mailata	my-LOTTA
Nigel Bradham	BRAD-em	Malik Jackson	muh-LEEK	Rodney McLeod	muh-CLOUD
Corey Clement	CLEM-int	Alshon Jeffery	AL-shon jeff-ree	Andrew Sendejo	sin-DAY-ho
Rasul Douglas	RAH-sool	Jason Kelce	KELL-see	Isaac Seumalo	say-uh-MAH-low
Nathan Gerry	GARY	Cre'Von LeBlanc	CRAY-von luh-BLAHNK	Halapoulivaati Vaitai	hal-lah-POO-lee-VAH-tee VIE-tie
Dallas Goedert	GOD-ert	Rick Lovato	luh-VAH-toe		

ALPHABETICAL ROSTER



NO	NAME	POS	HT	WT	DOB	AGE	EXP	COLLEGE	HOMETOWN	HOW ACQ
13	Agholor, Nelson	WR	6-0	198	5/24/93	26	5	USC	Tampa, FL	D1-15
19	Arcega-Whiteside, J.J.	WR	6-2	225	12/31/96	22	R	Stanford	Roebuck, SC	D2b-19
96	Barnett, Derek	DE	6-3	259	6/25/96	23	3	Tennessee	Brentwood, TN	D1-17
53	Bradham, Nigel	LB	6-2	241	9/4/89	30	8	Florida State	Crawfordville, FL	FA-Buf-16
79	Brooks, Brandon	G	6-5	335	8/19/89	30	8	Miami (OH)	Milwaukee, WI	FA-Hou-16
91	Cox, Fletcher	DT	6-4	310	12/13/90	28	8	Mississippi State	Yazoo City, MS	D1-12
75	Curry, Vinny	DE	6-3	279	6/30/88	31	8	Marshall	Neptune, NJ	FA-19
21	Darby, Ronald	CB	5-11	193	1/2/94	25	5	Florida State	Oxon Hill, MD	T-Buf-17
77	Dillard, Andre	T	6-5	315	10/3/95	24	R	Washington State	Woodinville, WA	D1-19
32	Douglas, Rasul	CB	6-2	209	8/29/95	24	3	West Virginia	East Orange, NJ	D3-17
57	Edwards, T.J.	LB	6-1	242	8/12/96	23	R	Wisconsin	Lake Villa, IL	UDFA-19
4	Elliott, Jake	K	5-9	167	1/21/95	24	3	Memphis	La Grange, IL	PS-Cin-17
86	Ertz, Zach	TE	6-5	250	11/10/90	28	7	Stanford	Danville, CA	D2-13
36	Ford, Rudy	S	6-0	204	11/1/94	24	3	Auburn	New Hope, AL	T-Ari-19
47	Gerry, Nathan	LB	6-2	230	2/23/95	24	3	Nebraska	Sioux Falls, SD	D5b-17
88	Goedert, Dallas	TE	6-5	256	1/3/95	24	2	South Dakota State	Britton, SD	D2-18
55	Graham, Brandon	DE	6-2	265	4/3/88	31	10	Michigan	Detroit, MI	D1-10
54	Grugier-Hill, Kamu	LB	6-2	230	5/16/94	25	4	Eastern Illinois	Honolulu, HI	W-NE-16
74	Hall, Daeshon	DE	6-5	265	6/14/95	24	3	Texas A&M	Lancaster, TX	PS-Hou-18
67	Herbig, Nate	C/G	6-4	334	7/10/98	21	R	Stanford	Honolulu, HI	UDFA-19
16	Hollins, Mack	WR	6-4	221	9/16/93	26	3	North Carolina	Rockville, MD	D4a-17
24	Howard, Jordan	RB	6-0	224	11/2/94	24	4	Indiana	Gardendale, AL	T-Chi-19
76	Huggins, Albert	DT	6-3	305	6/27/97	22	R	Clemson	Orangeburg, SC	PS-Hou-19
10	Jackson, DeSean	WR	5-10	175	12/1/86	32	12	California	Long Beach, CA	T-TB-19
39	James, Craig	CB	5-10	195	4/29/96	23	1	Southern Illinois	Edwardsville, IL	FA-19
17	Jeffery, Alshon	WR	6-3	218	2/14/90	29	8	South Carolina	St. Matthews, SC	FA-Chi-17
27	Jenkins, Malcolm	S	6-0	204	12/20/87	31	11	Ohio State	Piscataway, NJ	FA-NO-14
93	Jernigan, Tim	DT	6-2	295	9/24/92	27	6	Florida State	Lake City, FL	T-Bal-17
65	Johnson, Lane	T	6-6	317	5/8/90	29	7	Oklahoma	Groveton, TX	D1-13
1	Johnston, Cameron	P	5-11	194	2/24/92	27	2	Ohio State	Geelong, Australia	FA-18
22	Jones, Sidney	CB	6-0	181	5/21/96	23	2	Washington	Diamond Bar, CA	D2-17
62	Kelce, Jason	C	6-3	295	11/5/87	31	9	Cincinnati	Cleveland, OH	D6a-11
45	Lovato, Rick	LS	6-2	249	9/9/92	27	3	Old Dominion	Middletown, NJ	FA-16
29	Maddox, Avonte	CB	5-9	184	3/31/96	23	2	Pittsburgh	Detroit, MI	D4a-18
18	McCown, Josh	QB	6-4	218	7/4/79	40	17	Sam Houston State	Jacksonville, TX	FA-NYJ-19
23	McLeod, Rodney	S	5-10	195	6/23/90	29	8	Virginia	Hyattsville, MD	FA-LAR-16
51	Miller, Shareef	DE	6-4	254	3/14/97	22	R	Penn State	Philadelphia, PA	D4-19
31	Mills, Jalen	CB	6-0	191	4/6/94	25	4	LSU	DeSoto, TX	D7a-16
71	Peters, Jason	T	6-4	328	1/22/82	37	16	Arkansas	Queen City, TX	T-Buf-09
69	Pryor, Matt	G/T	6-7	332	12/16/94	24	2	TCU	Lakewood, CA	D6-18
98	Ridgeway, Hassan	DT	6-3	305	11/2/94	24	4	Texas	Mansfield, TX	T-Ind-19
50	Riley, Duke	LB	6-1	218	8/9/94	25	3	LSU	River Ridge, LA	T-Atl-19
66	Rush, Anthony	DT	6-5	350	9/1/96	23	R	UAB	Cary, NC	PS-Oak-19
26	Sanders, Miles	RB	5-11	211	5/1/97	22	R	Penn State	Pittsburgh, PA	D2a-19
35	Scott, Boston	RB	5-6	203	4/27/95	24	1	Louisiana Tech	Zachary, LA	PS-NO-18
42	Sendejo, Andrew	S	6-1	210	9/9/87	32	9	Rice	San Antonio, TX	FA-Min-19
73	Seumalo, Isaac	OL	6-4	303	10/29/93	25	4	Oregon State	Corvallis, OR	D3-16
49	Singleton, Alex	LB	6-2	240	12/7/93	25	1	Montana State	Thousand Oaks, CA	FA-19
43	Sproles, Darren	RB	5-6	190	6/20/83	36	15	Kansas State	Olathe, KS	T-NO-14
7	Sudfeld, Nate	QB	6-6	227	10/7/93	26	4	Indiana	Modesto, CA	FA-17
94	Sweat, Josh	DE	6-5	251	3/29/97	22	2	Florida State	Chesapeake, VA	D4b-18
72	Vaitai, Halapoulivaati	T/G	6-6	320	6/16/93	26	4	TCU	Haltom, TX	D5b-16
11	Wentz, Carson	QB	6-5	237	12/30/92	26	4	North Dakota State	Bismarck, ND	D1-16

PRACTICE SQUAD

14	Davis, Robert	WR	6-3	210	4/2/95	24	2	Georgia State	Warner Robins, GA	FA-19
89	Green, Marcus	WR	5-8	191	8/13/96	23	R	Louisiana-Monroe	Pontotoc, MS	FA-19
33	Harris, Ajene	CB	5-10	185	6/1/96	23	R	USC	Los Angeles, CA	UDFA-19
90	Hector, Bruce	DT	6-2	296	10/7/94	25	2	South Florida	Tampa, FL	FA-19
48	Henderson, De'Angelo	RB	5-7	208	11/24/92	26	2	Coastal Carolina	Summerville, SC	FA-19
8	Lauletta, Kyle	QB	6-2	219	3/17/95	24	2	Richmond	Coatesville, PA	FA-19
78	Opeta, Sua	G	6-4	305	8/15/96	23	R	Weber State	Stansbury Park, UT	UDFA-19
81	Perkins, Joshua	TE	6-3	223	8/5/93	26	3	Washington	Cerritos, CA	FA-18
64	Render, Keegan	C	6-4	307	11/23/95	23	R	Iowa	Indianola, IA	UDFA-19
84	Ward, Greg	WR	5-11	190	7/12/95	24	1	Houston	Tyler, TX	FA-19

INJURED RESERVE

30	Clement, Corey	RB	5-10	220	11/2/94	24	3	Wisconsin	Glassboro, NJ	UDFA-17
97	Jackson, Malik	DT	6-5	290	1/11/90	29	8	Tennessee	Van Nuys, CA	FA-19
34	LeBlanc, Cre'Von	CB	5-10	190	7/25/94	25	4	Florida Atlantic	Belle Glade, FL	W-Det-18
68	Mailata, Jordan	T	6-8	346	3/31/97	22	2	---	Sydney, Australia	D7-18
-	Ostman, Joe	DE	6-3	259	7/12/95	24	1	Central Michigan	St. Ignace, MI	UDFA-18

NUMERICAL ROSTER



NO	NAME	POS	HT	WT	DOB	AGE	EXP	COLLEGE	HOMETOWN	HOW ACQ
1	Cameron Johnston	P	5-11	194	2/24/92	27	2	Ohio State	Geelong, Australia	FA-18
4	Jake Elliott	K	5-9	167	1/21/95	24	3	Memphis	La Grange, IL	PS-Cin-17
7	Nate Sudfeld	QB	6-6	227	10/7/93	26	4	Indiana	Modesto, CA	FA-17
10	DeSean Jackson	WR	5-10	175	12/1/86	32	12	California	Long Beach, CA	T-TB-19
11	Carson Wentz	QB	6-5	237	12/30/92	26	4	North Dakota State	Bismarck, ND	D1-16
13	Nelson Agholor	WR	6-0	198	5/24/93	26	5	USC	Tampa, FL	D1-15
16	Mack Hollins	WR	6-4	221	9/16/93	26	3	North Carolina	Rockville, MD	D4a-17
17	Alshon Jeffery	WR	6-3	218	2/14/90	29	8	South Carolina	St. Matthews, SC	FA-Chi-17
18	Josh McCown	QB	6-4	218	7/4/79	40	17	Sam Houston State	Jacksonville, TX	FA-NYJ-19
19	J.J. Arcega-Whiteside	WR	6-2	225	12/31/96	22	R	Stanford	Roebuck, SC	D2b-19
21	Ronald Darby	CB	5-11	193	1/2/94	25	5	Florida State	Oxon Hill, MD	T-Buf-17
22	Sidney Jones	CB	6-0	181	5/21/96	23	2	Washington	Diamond Bar, CA	D2-17
23	Rodney McLeod	S	5-10	195	6/23/90	29	8	Virginia	Hyattsville, MD	FA-LAR-16
24	Jordan Howard	RB	6-0	224	11/2/94	24	4	Indiana	Gardendale, AL	T-Chi-19
26	Miles Sanders	RB	5-11	211	5/1/97	22	R	Penn State	Pittsburgh, PA	D2a-19
27	Malcolm Jenkins	S	6-0	204	12/20/87	31	11	Ohio State	Piscataway, NJ	FA-NO-14
29	Avonte Maddox	CB	5-9	184	3/31/96	23	2	Pittsburgh	Detroit, MI	D4a-18
31	Jalen Mills	CB	6-0	191	4/6/94	25	4	LSU	DeSoto, TX	D7a-16
32	Rasul Douglas	CB	6-2	209	8/29/95	24	3	West Virginia	East Orange, NJ	D3-17
35	Boston Scott	RB	5-6	203	4/27/95	24	1	Louisiana Tech	Zachary, LA	PS-NO-18
36	Rudy Ford	S	6-0	204	11/1/94	24	3	Auburn	New Hope, AL	T-Ari-19
39	Craig James	CB	5-10	195	4/29/96	23	1	Southern Illinois	Edwardsville, IL	FA-19
42	Andrew Sendejo	S	6-1	210	9/9/87	32	9	Rice	San Antonio, TX	FA-Min-19
43	Darren Sproles	RB	5-6	190	6/20/83	36	15	Kansas State	Olathe, KS	T-NO-14
45	Rick Lovato	LS	6-2	249	9/9/92	27	3	Old Dominion	Middletown, NJ	FA-16
47	Nathan Gerry	LB	6-2	230	2/23/95	24	3	Nebraska	Sioux Falls, SD	D5b-17
49	Alex Singleton	LB	6-2	240	12/7/93	25	1	Montana State	Thousand Oaks, CA	FA-19
50	Duke Riley	LB	6-1	218	8/9/94	25	3	LSU	River Ridge, LA	T-Atl-19
51	Shareef Miller	DE	6-4	254	3/14/97	22	R	Penn State	Philadelphia, PA	D4-19
53	Nigel Bradham	LB	6-2	241	9/4/89	30	8	Florida State	Crawfordville, FL	FA-Buf-16
54	Kamu Grugier-Hill	LB	6-2	230	5/16/94	25	4	Eastern Illinois	Honolulu, HI	W-NE-16
55	Brandon Graham	DE	6-2	265	4/3/88	31	10	Michigan	Detroit, MI	D1-10
57	T.J. Edwards	LB	6-1	242	8/12/96	23	R	Wisconsin	Lake Villa, IL	UDFA-19
62	Jason Kelce	C	6-3	295	11/5/87	31	9	Cincinnati	Cleveland, OH	D6a-11
65	Lane Johnson	T	6-6	317	5/8/90	29	7	Oklahoma	Groveton, TX	D1-13
66	Anthony Rush	DT	6-5	350	9/1/96	23	R	UAB	Cary, NC	PS-Oak-19
67	Nate Herbig	C/G	6-4	334	7/10/98	21	R	Stanford	Honolulu, HI	UDFA-19
69	Matt Pryor	G/T	6-7	332	12/16/94	24	2	TCU	Lakewood, CA	D6-18
71	Jason Peters	T	6-4	328	1/22/82	37	16	Arkansas	Queen City, TX	T-Buf-09
72	Halapoulivaati Vaitai	T/G	6-6	320	6/16/93	26	4	TCU	Halton, TX	D5b-16
73	Isaac Seumalo	OL	6-4	303	10/29/93	25	4	Oregon State	Corvallis, OR	D3-16
74	Daeshon Hall	DE	6-5	265	6/14/95	24	3	Texas A&M	Lancaster, TX	PS-Hou-18
75	Vinny Curry	DE	6-3	279	6/30/88	31	8	Marshall	Neptune, NJ	FA-19
76	Albert Huggins	DT	6-3	305	6/27/97	22	R	Clemson	Orangeburg, SC	PS-Hou-19
77	Andre Dillard	T	6-5	315	10/3/95	24	R	Washington State	Woodinville, WA	D1-19
79	Brandon Brooks	G	6-5	335	8/19/89	30	8	Miami (OH)	Milwaukee, WI	FA-Hou-16
86	Zach Ertz	TE	6-5	250	11/10/90	28	7	Stanford	Danville, CA	D2-13
88	Dallas Goedert	TE	6-5	256	1/3/95	24	2	South Dakota State	Britton, SD	D2-18
91	Fletcher Cox	DT	6-4	310	12/13/90	28	8	Mississippi State	Yazoo City, MS	D1-12
93	Tim Jernigan	DT	6-2	295	9/24/92	27	6	Florida State	Lake City, FL	T-Bal-17
94	Josh Sweat	DE	6-5	251	3/29/97	22	2	Florida State	Chesapeake, VA	D4b-18
96	Derek Barnett	DE	6-3	259	6/25/96	23	3	Tennessee	Brentwood, TN	D1-17
98	Hassan Ridgeway	DT	6-3	305	11/2/94	24	4	Texas	Mansfield, TX	T-Ind-19

PRACTICE SQUAD

8	Kyle Lauletta	QB	6-2	219	3/17/95	24	2	Richmond	Coatesville, PA	FA-19
14	Robert Davis	WR	6-3	210	4/2/95	24	2	Georgia State	Warner Robins, GA	FA-19
33	Ajene Harris	CB	5-10	185	6/1/96	23	R	USC	Los Angeles, CA	UDFA-19
48	De'Angelo Henderson	RB	5-7	208	11/24/92	26	2	Coastal Carolina	Summerville, SC	FA-19
64	Keegan Render	C	6-4	307	11/23/95	23	R	Iowa	Indianola, IA	UDFA-19
78	Sua Opeta	G	6-4	305	8/15/96	23	R	Weber State	Stansbury Park, UT	UDFA-19
81	Joshua Perkins	TE	6-3	223	8/5/93	26	3	Washington	Cerritos, CA	FA-18
84	Greg Ward	WR	5-11	190	7/12/95	24	1	Houston	Tyler, TX	FA-19
89	Marcus Green	WR	5-8	191	8/13/96	23	R	Louisiana-Monroe	Pontotoc, MS	FA-19
90	Bruce Hector	DT	6-2	296	10/7/94	25	2	South Florida	Tampa, FL	FA-19

INJURED RESERVE

30	Corey Clement	RB	5-10	220	11/2/94	24	3	Wisconsin	Glassboro, NJ	UDFA-17
34	Cre'Von LeBlanc	CB	5-10	190	7/25/94	25	4	Florida Atlantic	Belle Glade, FL	W-Det-18
68	Jordan Mailata	T	6-8	346	3/31/97	22	2	---	Sydney, Australia	D7-18
97	Malik Jackson	DT	6-5	290	1/11/90	29	8	Tennessee	Van Nuys, CA	FA-19
-	Joe Ostman	DE	6-3	259	7/12/95	24	1	Central Michigan	St. Ignace, MI	UDFA-18

POSITIONAL ROSTER



	NO	NAME	POS	HT	WT	DOB	AGE	EXP	COLLEGE	HOMETOWN	HOW ACQ
QB	7	Nate Sudfeld	QB	6-6	227	10/7/93	26	4	Indiana	Modesto, CA	FA-17
	11	Carson Wentz	QB	6-5	237	12/30/92	26	4	North Dakota State	Bismarck, ND	D1-16
	18	Josh McCown	QB	6-4	218	7/4/79	40	17	Sam Houston State	Jacksonville, TX	FA-NYJ-19
RB	24	Jordan Howard	RB	6-0	224	11/2/94	24	4	Indiana	Gardendale, AL	T-Chi-19
	26	Miles Sanders	RB	5-11	211	5/1/97	22	R	Penn State	Pittsburgh, PA	D2a-19
	35	Boston Scott	RB	5-6	203	4/27/95	24	1	Louisiana Tech	Zachary, LA	PS-NO-18
	43	Darren Sproles	RB	5-6	190	6/20/83	36	15	Kansas State	Olathe, KS	T-NO-14
WR	10	DeSean Jackson	WR	5-10	175	12/1/86	32	12	California	Long Beach, CA	T-TB-19
	13	Nelson Agholor	WR	6-0	198	5/24/93	26	5	USC	Tampa, FL	D1-15
	16	Mack Hollins	WR	6-4	221	9/16/93	26	3	North Carolina	Rockville, MD	D4a-17
	17	Alshon Jeffery	WR	6-3	218	2/14/90	29	8	South Carolina	St. Matthews, SC	FA-Chi-17
	19	J.J. Arcega-Whiteside	WR	6-2	225	12/31/96	22	R	Stanford	Roebuck, SC	D2b-19
TE	86	Zach Ertz	TE	6-5	250	11/10/90	28	7	Stanford	Danville, CA	D2-13
	88	Dallas Goedert	TE	6-5	256	1/3/95	24	2	South Dakota State	Britton, SD	D2-18
OFFENSIVE LINE	62	Jason Kelce	C	6-3	295	11/5/87	31	9	Cincinnati	Cleveland, OH	D6a-11
	65	Lane Johnson	T	6-6	317	5/8/90	29	7	Oklahoma	Groveton, TX	D1-13
	67	Nate Herbig	C/G	6-4	334	7/10/98	21	R	Stanford	Honolulu, HI	UDFA-19
	69	Matt Pryor	G/T	6-7	332	12/16/94	24	2	TCU	Lakewood, CA	D6-18
	71	Jason Peters	T	6-4	328	1/22/82	37	16	Arkansas	Queen City, TX	T-Buf-09
	72	Halapoulivaati Vaitai	T/G	6-6	320	6/16/93	26	4	TCU	Haltom, TX	D5b-16
	73	Isaac Seumalo	OL	6-4	303	10/29/93	25	4	Oregon State	Corvallis, OR	D3-16
	77	Andre Dillard	T	6-5	315	10/3/95	24	R	Washington State	Woodinville, WA	D1-19
	79	Brandon Brooks	G	6-5	335	8/19/89	30	8	Miami (OH)	Milwaukee, WI	FA-Hou-16
DEFENSIVE LINE	51	Shareef Miller	DE	6-4	254	3/14/97	22	R	Penn State	Philadelphia, PA	D4-19
	55	Brandon Graham	DE	6-2	265	4/3/88	31	10	Michigan	Detroit, MI	D1-10
	66	Anthony Rush	DT	6-5	350	9/1/96	23	R	UAB	Cary, NC	PS-Oak-19
	74	Daeshon Hall	DE	6-5	265	6/14/95	24	3	Texas A&M	Lancaster, TX	PS-Hou-18
	75	Vinny Curry	DE	6-3	279	6/30/88	31	8	Marshall	Neptune, NJ	FA-19
	76	Albert Huggins	DT	6-3	305	6/27/97	22	R	Clemson	Orangeburg, SC	PS-Hou-19
	91	Fletcher Cox	DT	6-4	310	12/13/90	28	8	Mississippi State	Yazoo City, MS	D1-12
	93	Tim Jernigan	DT	6-2	295	9/24/92	27	6	Florida State	Lake City, FL	T-Bal-17
	94	Josh Sweat	DE	6-5	251	3/29/97	22	2	Florida State	Chesapeake, VA	D4b-18
	96	Derek Barnett	DE	6-3	259	6/25/96	23	3	Tennessee	Brentwood, TN	D1-17
98	Hassan Ridgeway	DT	6-3	305	11/2/94	24	4	Texas	Mansfield, TX	T-Ind-19	
LB	47	Nathan Gerry	LB	6-2	230	2/23/95	24	3	Nebraska	Sioux Falls, SD	D5b-17
	49	Alex Singleton	LB	6-2	240	12/7/93	25	1	Montana State	Thousand Oaks, CA	FA-19
	50	Duke Riley	LB	6-1	218	8/9/94	25	3	LSU	Buras, LA	T-Atl-19
	53	Nigel Bradham	LB	6-2	241	9/4/89	30	8	Florida State	Crawfordville, FL	FA-Buf-16
	54	Kamu Grugier-Hill	LB	6-2	230	5/16/94	25	4	Eastern Illinois	Honolulu, HI	W-NE-16
	57	T.J. Edwards	LB	6-1	242	8/12/96	23	R	Wisconsin	Lake Villa, IL	UDFA-19
DEFENSIVE BACKS	21	Ronald Darby	CB	5-11	193	1/2/94	25	5	Florida State	Oxon Hill, MD	T-Buf-17
	22	Sidney Jones	CB	6-0	181	5/21/96	23	2	Washington	Diamond Bar, CA	D2-17
	23	Rodney McLeod	S	5-10	195	6/23/90	29	8	Virginia	Hyattsville, MD	FA-LAR-16
	27	Malcolm Jenkins	S	6-0	204	12/20/87	31	11	Ohio State	Piscataway, NJ	FA-NO-14
	29	Avonte Maddox	CB	5-9	184	3/31/96	23	2	Pittsburgh	Detroit, MI	D4a-18
	31	Jalen Mills	CB	6-0	191	4/6/94	25	4	LSU	DeSoto, TX	D7a-16
	32	Rasul Douglas	CB	6-2	209	8/29/95	24	3	West Virginia	East Orange, NJ	D3-17
	36	Rudy Ford	S	6-0	204	11/1/94	24	3	Auburn	New Hope, AL	T-Ari-19
	39	Craig James	CB	5-10	195	4/29/96	23	1	Southern Illinois	Edwardsville, IL	FA-19
42	Andrew Sendejo	S	6-1	210	9/9/87	32	9	Rice	San Antonio, TX	FA-Min-19	
ST	1	Cameron Johnston	P	5-11	194	2/24/92	27	2	Ohio State	Geelong, Australia	FA-18
	4	Jake Elliott	K	5-9	167	1/21/95	24	3	Memphis	La Grange, IL	PS-Cin-17
	45	Rick Lovato	LS	6-2	249	9/9/92	27	3	Old Dominion	Middletown, NJ	FA-16

ROSTER BREAKDOWN



HOW ACQUIRED

Year	Player	Acq
2009	Jason Peters	T-Buf
2010	Brandon Graham	D1
2011	Jason Kelce	D6a
2012	Fletcher Cox	D1
2013	Lane Johnson	D1
	Zach Ertz	D2
2014	Malcolm Jenkins	FA-NO
	Darren Sproles	T-NO
2015	Nelson Agholor	D1
2016	Carson Wentz	D1
	Isaac Seumalo	D3
	Halapoulivaati Vaitai	D5b
	Jalen Mills	D7a
	Nigel Bradham	FA-Buf
	Brandon Brooks	FA-Hou
	Rodney McLeod	FA-LAR
	Rick Lovato	FA
	Kamu Grugier-Hill	W-NE
2017	Derek Barnett	D1
	Sidney Jones	D2
	Rasul Douglas	D3
	Mack Hollins	D4a
	Nathan Gerry	D5b
	Alshon Jeffery	FA-Chi
	Nate Sudfeld	FA
	Corey Clement (IR)	UDFA
	Ronald Darby	T-Buf
	Tim Jernigan	T-Bal
	Jake Elliott	PS-Cin
2018	Dallas Goedert	D2
	Avonte Maddox	D4a
	Josh Sweat	D4b
	Matt Pryor	D6
	Jordan Mailata (IR)	D7
	Cameron Johnston	FA
	Cre'Von LeBlanc (IR)	W-Det
	Daeshon Hall	PS-Hou
	Boston Scott	PS-NO
2019	Andre Dillard	D1
	Miles Sanders	D2a
	J.J. Arcega-Whiteside	D2b
	Shareef Miller	D4
	Josh McCown	FA-NYJ
	Andrew Sendejo	FA-Min
	Vinny Curry	FA
	Malik Jackson (IR)	FA
	Craig James	FA
	Alex Singleton	FA
	T.J. Edwards	UDFA
	Nate Herbig	UDFA
	Rudy Ford	T-Ari
	Jordan Howard	T-Chi
	DeSean Jackson	T-TB
	Hassan Ridgeway	T-Ind
	Duke Riley	T-Atl
	Albert Huggins	PS-Hou
	Anthony Rush	PS-Oak

BY DRAFT ROUND

Rd	Player	Team	Year
1st	Malcolm Jenkins	NO	2009
	Brandon Graham	Phi	2010
	Fletcher Cox	Phi	2012
	Lane Johnson	Phi	2013
	Nelson Agholor	Phi	2015
	Carson Wentz	Phi	2016
	Derek Barnett	Phi	2017
	Andre Dillard	Phi	2019
2nd	DeSean Jackson	Phi	2008
	Vinny Curry	Phi	2012
	Alshon Jeffery	Chi	2012
	Zach Ertz	Phi	2013
	Tim Jernigan	Bal	2014
	Ronald Darby	Buf	2015
	Sidney Jones	Phi	2017
	Dallas Goedert	Phi	2018
	J.J. Arcega-Whiteside	Phi	2019
	Miles Sanders	Phi	2019
3rd	Josh McCown	Ari	2002
	Brandon Brooks	Hou	2012
	Isaac Seumalo	Phi	2016
	Rasul Douglas	Phi	2017
	Daeshon Hall	Car	2017
	Duke Riley	Atl	2017
4th	Darren Sproles	SD	2005
	Nigel Bradham	Buf	2012
	Hassan Ridgeway	Ind	2016
	Mack Hollins	Phi	2017
	Avonte Maddox	Phi	2018
	Josh Sweat	Phi	2018
	Shareef Miller	Phi	2019
5th	Malik Jackson (IR)	Den	2012
	Jordan Howard	Chi	2016
	Halapoulivaati Vaitai	Phi	2016
	Jake Elliott	Cin	2017
	Nathan Gerry	Phi	2017
6th	Jason Kelce	Phi	2011
	Kamu Grugier-Hill	NE	2016
	Nate Sudfeld	Was	2016
	Rudy Ford	Ari	2017
	Matt Pryor	Phi	2018
	Boston Scott	NO	2018
7th	Jalen Mills	Phi	2016
	Jordan Mailata (IR)	Phi	2018
FA	Jason Peters	Buf	2004
	Andrew Sendejo	Dal	2010
	Rodney McLeod	StL	2012
	Rick Lovato	Chi	2015
	Alex Singleton	Sea	2015
	Cre'Von LeBlanc (IR)	NE	2016
	Corey Clement (IR)	Phi	2017
	Cameron Johnston	Phi	2017
	Craig James	Min	2018
	T.J. Edwards	Phi	2019
	Nate Herbig	Phi	2019
	Albert Huggins	Hou	2019
	Anthony Rush	Phi	2019

BY EXPERIENCE

Player	Exp	G/S	w/Phi
Josh McCown	17	102/76	3/0
Jason Peters	16	198/188	133/133
Darren Sproles	15	182/31	60/12
DeSean Jackson	12	154/148	89/88
Malcolm Jenkins	11	158/150	87/87
Brandon Graham	10	134/77	
Jason Kelce	9	117/117	
Andrew Sendejo	9	102/59	7/1
Nigel Bradham	8	109/90	52/52
Brandon Brooks	8	103/97	53/53
Fletcher Cox	8	116/110	
Vinny Curry	8	103/23	91/17
Malik Jackson (IR)	8	111/67	1/1
Alshon Jeffery	8	98/91	35/35
Rodney McLeod	8	104/88	40/40
Zach Ertz	7	98/63	
Lane Johnson	7	87/87	
Tim Jernigan	6	63/43	20/19
Nelson Agholor	5	67/59	
Ronald Darby	5	49/48	20/19
Kamu Grugier-Hill	4	48/11	
Jordan Howard	4	54/46	7/2
Cre'Von LeBlanc (IR)	4	39/14	8/4
Jalen Mills	4	40/26	
Hassan Ridgeway	4	41/11	7/5
Isaac Seumalo	4	43/22	
Nate Sudfeld	4	3/0	
Halapoulivaati Vaitai	4	46/18	
Carson Wentz	4	47/47	
Derek Barnett	3	28/13	
Corey Clement (IR)	3	31/0	
Rasul Douglas	3	37/17	
Jake Elliott	3	38/0	
Rudy Ford	3	30/1	7/0
Nathan Gerry	3	30/6	
Daeshon Hall	3	8/0	7/0
Mack Hollins	3	23/2	
Rick Lovato	3	46/0	42/0
Duke Riley	3	35/16	3/0
Dallas Goedert	2	22/11	
Cameron Johnston	2	23/0	
Sidney Jones	2	15/8	
Avonte Maddox	2	17/12	
Jordan Mailata (IR)	2	0/0	
Matt Pryor	2	4/0	
Josh Sweat	2	16/0	
Craig James	1	8/1	5/1
Boston Scott	1	4/0	
Alex Singleton	1	1/0	
J.J. Arcega-Whiteside	R	7/1	
Andre Dillard	R	7/1	
T.J. Edwards	R	7/0	
Nate Herbig	R	0/0	
Albert Huggins	R	0/0	
Shareef Miller	R	0/0	
Anthony Rush	R	0/0	
Miles Sanders	R	7/4	

2019 GAME-BY-GAME STARTERS



	OFFENSE											
	QB	RB	WR	WR	WR	TE	TE	LT	LG	C	RG	RT
Was	Wentz	Sproles	Jeffery	Jackson	Agholor	Ertz	---	Peters	Seumalo	Kelce	Brooks	Johnson
@Atl	Wentz	Sanders	Jeffery	Jackson	Agholor	Ertz	---	Peters	Seumalo	Kelce	Brooks	Johnson
Det	Wentz	Sanders	Arcega-Whiteside	Hollins	Agholor	Ertz	---	Peters	Seumalo	Kelce	Brooks	Johnson
@GB	Wentz	Sanders	Jeffery	Agholor	---	Ertz	Goedert	Peters	Seumalo	Kelce	Brooks	Johnson
NYJ	Wentz	Sanders	Jeffery	Agholor	Hollins	Ertz	---	Peters	Seumalo	Kelce	Brooks	Johnson
@Min	Wentz	Howard	Jeffery	Agholor	---	Ertz	Goedert	Peters	Seumalo	Kelce	Brooks	Johnson
@Dal	Wentz	Howard	Jeffery	Agholor	---	Ertz	Goedert	Dillard	Seumalo	Kelce	Brooks	Johnson
@Buf												
Chi												
NE												
Sea												
@Mia												
NYG												
@Was												
Dal												
@NYG												

	DEFENSE											
	DE	DT	DT	DE	OLB	MLB	OLB	CB	CB	CB/S	S	S
Was	Barnett	Cox	Jackson	Graham	Brown	Bradham	---	Darby	Douglas	Maddox	Jenkins	McLeod
@Atl	Barnett	Cox	Jernigan	Graham	Brown	Bradham	---	Darby	Jones	Maddox	Jenkins	McLeod
Det	Barnett	Cox	Ridgeway	Graham	Brown	Bradham	---	Darby	Jones	Maddox	Jenkins	McLeod
@GB	Barnett	Cox	Ridgeway	Graham	Brown	Bradham	---	Douglas	Jones	Sendejo	Jenkins	McLeod
NYJ	Barnett	Cox	Ridgeway	Graham	Brown	Bradham	Gerry	Douglas	James	---	Jenkins	McLeod
@Min	Barnett	Cox	Ridgeway	Graham	Brown	Bradham	Gerry	Douglas	Jones	---	Jenkins	McLeod
@Dal	Barnett	Cox	Ridgeway	Graham	Gerry	Grugier-Hill	---	Douglas	Mills	Scandrick	Jenkins	McLeod
@Buf												
Chi												
NE												
Sea												
@Mia												
NYG												
@Was												
Dal												
@NYG												

2019 PARTICIPATION CHART



PLAYER	Was	@Atl	Det	@GB	NYJ	@Min	@Dal	@Buf	Chi	NE	Sea	@Mia	NYG	@Was	Dal	@NYG	G/S	IA	DNP
Agholor, Nelson	WR	WR	WR	WR	WR	WR	WR										7/7	---	---
Arcega-Whiteside, J.J.	P	P	WR	P	P	P	P										7/1	---	---
Barnett, Derek	DE	DE	DE	DE	DE	DE	DE										7/7	---	---
Bradham, Nigel	LB	LB	LB	LB	LB	LB	LB	IA									6/6	1	---
Brooks, Brandon	RG	RG	RG	RG	RG	RG	RG										7/7	---	---
Brown, Zach	LB	LB	LB	LB	LB	LB	X										6/6	---	---
Clement, Corey	P	P	IA	P	P	IR	IR										4/0	1	---
Cox, Fletcher	DT	DT	DT	DT	DT	DT	DT										7/7	---	---
Curry, Vinny	P	P	P	P	P	P	P										7/0	---	---
Cyprien, Johnathan	P	P	P	P	X	X	X										4/0	---	---
Darby, Ronald	CB	CB	CB	IA	IA	IA	DNP										3/3	3	1
Dillard, Andre	P	P	P	P	P	P	LT										7/1	---	---
Douglas, Rasul	CB	P	P	CB	CB	CB	CB										7/5	---	---
Edwards, T.J.	P	P	P	P	P	P	P										7/0	---	---
Elliott, Jake	P	P	P	P	P	P	P										7/0	---	---
Ellis, Alex	P	PS	P	P	X	IR	X										3/0	---	---
Ertz, Zach	TE	TE	TE	TE	TE	TE	TE										7/7	---	---
Ford, Rudy	P	P	P	P	P	P	P										7/0	---	---
Fort, L.J.	P	P	P	P	X	X	X										4/0	---	---
Gerry, Nathan	P	P	P	P	LB	LB	LB										7/3	---	---
Goedert, Dallas	P	DNP	P	TE	P	TE	TE										6/3	---	1
Graham, Brandon	DE	DE	DE	DE	DE	DE	DE										7/7	---	---
Grugier-Hill, Kamu	IA	IA	IA	P	P	P	LB										4/1	3	---
Hall, Daeshon	IA	IA	DNP	P	P	P	P										4/0	2	1
Herbig, Nate	IA	IA	IA	IA	IA	IA	IA										0/0	7	---
Hollins, Mack	P	P	WR	P	WR	P	P										7/2	---	---
Howard, Jordan	P	P	P	P	P	RB	RB										7/2	---	---
Jackson, DeSean	WR	WR	IA	IA	IA	IA	IA										2/2	5	---
Jackson, Malik	DT	IR	IR	IR	IR	IR	IR										1/1	---	---
James, Craig	PS	P	PS	P	CB	P	P										5/1	---	---
Jeffery, Alshon	WR	WR	IA	WR	WR	WR	WR										6/6	1	---
Jenkins, Malcolm	S	S	S	S	S	S	S										7/7	---	---
Jernigan, Tim	P	DT	IA	IA	IA	IA	IA										2/1	5	---
Johnson, Lane	RT	RT	RT	RT	RT	RT	RT										7/7	---	---
Johnston, Cameron	P	P	P	P	P	P	P										7/0	---	---
Jones, Sidney	P	CB	CB	CB	DNP	CB	DNP										5/4	---	2
Kelce, Jason	C	C	C	C	C	C	C										7/7	---	---
LeBlanc, Cre'Von	IR	IR	IR	IR	IR	IR	IR										0/0	---	---
Lewis, Ryan	X	X	X	X	P	P	X										2/0	---	---
Lovato, Rick	P	P	P	P	P	P	P										7/0	---	---
Maddox, Avonte	CB	CB	CB	P	IA	IA	IA										4/3	3	---
Mailata, Jordan	IA	IA	IR	IR	IR	IR	IR										0/0	2	---
McCown, Josh	DNP	P	DNP	DNP	P	P	DNP										3/0	---	4
McLeod, Rodney	S	S	S	S	S	S	S										7/7	---	---
Miller, Shareef	IA	IA	IA	IA	IA	IA	DNP										0/0	6	1
Mills, Jalen	PUP	PUP	PUP	PUP	PUP	PUP	CB										1/1	---	---
Peters, Jason	LT	LT	LT	LT	LT	LT	IA										6/6	1	---
Pryor, Matt	IA	IA	P	IA	P	P	P										4/0	3	---
Ridgeway, Hassan	P	P	DT	DT	DT	DT	DT										7/5	---	---
Riley, Duke	X	X	X	X	P	P	P										3/0	---	---
Sanders, Miles	P	RB	RB	RB	RB	P	P										7/4	---	---
Scandrick, Orlando	X	X	X	X	P	P	CB										3/1	---	---
Scott, Boston	PS	PS	PS	PS	PS	P	P										2/0	---	---
Sendejo, Andrew	P	P	P	S	P	P	P										7/1	---	---
Seumalo, Isaac	LG	LG	LG	LG	LG	LG	LG										7/7	---	---
Singleton, Alex	PS	PS	PS	PS	PS	PS	P										1/0	---	---
Spence, Akeem	X	P	P	P	P	P	P										6/0	---	---
Sproles, Darren	RB	P	P	P	P	IA	IA										5/1	2	---
Sudfeld, Nate	IA	IA	DNP	IA	IA	DNP	DNP										0/0	4	3
Sweat, Josh	P	P	P	P	P	P	P										7/0	---	---
Vaitai, Halapoulivaati	P	P	P	P	P	P	P										7/0	---	---
Ward, Greg	PS	PS	P	PS	PS	PS	PS										1/0	---	---
Wentz, Carson	QB	QB	QB	QB	QB	QB	QB										7/7	---	---

POSITION - start **P** - played (did not start) **IA** - inactive **IR** - Injured Reserve **DNP** - dressed but did not play **PS** - practice squad member **PUP** - Reserve/Physically Unable to Perform **NFI** - Reserve/Non-Football Injury **SUSP** - Reserve/Commissioner Exempt **X** - not with team **EX** - roster exemption

2019 SNAP COUNTS



OFFENSE		Was	@Atl	Det	@GB	NYJ	@Min	@Dal	@Buf	Chi	NE	Sea	@Mia	NYG	@Was	Dal	@NYG	Snaps	Pct
TOTAL PLAYS		74	81	76	62	68	65	61										487	
QB	Carson Wentz	74	75	76	62	63	61	61										472	97%
	Josh McCown	DNP	6	DNP	DNP	5	4	DNP										15	3%
	Nate Sudfeld	IA	IA	DNP	IA	IA	DNP	DNP										0	0%
RB	Miles Sanders	36	35	26	22	29	19	33										200	41%
	Jordan Howard	17	18	25	33	29	41	23										186	38%
	Darren Sproles	22	28	27	7	10	IA	IA										94	19%
	Boston Scott	PS	PS	PS	PS	PS	4	8										12	2%
	Corey Clement	3	0	IA	0	0	IR	IR										3	1%
	Nelson Agholor	59	78	75	56	61	56	57										442	91%
WR	Alshon Jeffery	59	6	IA	50	63	62	57										297	61%
	Mack Hollins	10	69	75	40	31	39	30										294	60%
	J.J. Arcega-Whiteside	5	75	55	6	2	5	12										160	33%
	DeSean Jackson	51	11	IA	IA	IA	IA	IA										62	13%
	Greg Ward	PS	PS	2	PS	PS	PS	PS										2	1%
TE	Zach Ertz	61	81	76	47	58	52	49										424	87%
	Dallas Goedert	41	DNP	9	43	50	46	36										225	46%
	Alex Ellis	2	PS	1	3	X	IR	X										6	1%
OFFENSIVE LINE	Lane Johnson	74	81	76	62	68	65	61										487	100%
	Jason Kelce	74	81	76	62	68	65	61										487	100%
	Isaac Seumalo	74	81	76	62	66	65	61										485	99%
	Brandon Brooks	54	81	76	62	68	65	61										467	96%
	Jason Peters	74	80	59	62	63	18	IA										356	73%
	Andre Dillard	4	1	5	0	6	47	61										124	25%
	Halapoulivaati Vaitai	20	4	21	3	8	1	0										57	12%
	Nate Herbig	IA	IA	IA	IA	IA	IA	IA										0	0%
	Jordan Mailata	IA	IA	IR	IR	IR	IR	IR										0	0%
	Matt Pryor	IA	IA	0	IA	0	0	0										0	0%

DEFENSE		Was	@Atl	Det	@GB	NYJ	@Min	@Dal	@Buf	Chi	NE	Sea	@Mia	NYG	@Was	Dal	@NYG	Snaps	Pct
TOTAL PLAYS		64	66	64	81	59	71	70										475	
DEFENSIVE LINE	Derek Barnett	52	50	43	61	43	57	53										359	76%
	Brandon Graham	46	51	55	60	41	55	50										358	75%
	Fletcher Cox	42	49	46	61	46	52	51										347	73%
	Hassan Ridgeway	23	31	38	48	41	48	23										252	53%
	Akeem Spence	X	21	37	41	20	37	47										203	43%
	Vinny Curry	22	17	26	27	18	18	26										154	32%
	Josh Sweat	14	18	16	28	19	17	23										135	28%
	Tim Jernigan	24	26	IA	IA	IA	IA	IA										50	11%
	Malik Jackson	32	IR	IR	IR	IR	IR	IR										32	7%
	Daeshon Hall	IA	IA	DNP	2	7	3	9										21	4%
Shareef Miller	IA	IA	IA	IA	IA	IA	DNP										0	0%	
LB	Nigel Bradham	64	66	63	81	55	29	IA										358	75%
	Zach Brown	28	50	53	56	31	58	X										276	58%
	Nathan Gerry	2	20	24	12	22	62	70										212	45%
	Kamu Grugier-Hill	IA	IA	IA	13	20	35	59										127	27%
	T.J. Edwards	0	0	0	0	2	10	22										34	7%
	Duke Riley	X	X	X	X	0	0	5										5	1%
	L.J. Fort	0	0	0	0	X	X	X										0	0%
	Alex Singleton	PS	PS	PS	PS	PS	PS	0										0	0%
	Malcolm Jenkins	64	66	64	81	59	71	70										475	100%
	Rodney McLeod	64	66	64	81	58	71	70										474	99%
DEFENSIVE BACKS	Rasul Douglas	55	39	50	79	58	69	63										413	87%
	Andrew Sendejo	36	20	24	65	17	19	24										205	43%
	Avonte Maddox	58	43	27	71	IA	IA	IA										199	42%
	Sidney Jones	32	32	49	10	DNP	52	DNP										175	37%
	Ronald Darby	45	59	23	IA	IA	IA	DNP										127	27%
	Orlando Scandrick	X	X	X	X	35	13	36										84	18%
	Craig James	PS	1	PS	2	57	5	4										69	15%
	Jalen Mills	PUP	PUP	PUP	PUP	PUP	PUP	64										64	13%
	Johnathan Cyprien	1	1	1	12	X	X	X										15	3%
	Rudy Ford	0	0	0	0	0	0	1										1	1%
Cre'Von LeBlanc	IR	IR	IR	IR	IR	IR	IR										0	0%	
Ryan Lewis	X	X	X	X	0	0	X										0	0%	

2019 SNAP COUNTS



SPECIAL TEAMS	Was	@Atl	Det	@GB	NYJ	@Min	@Dal	@Buf	Chi	NE	Sea	@Mia	NYG	@Was	Dal	@NYG	Snaps	Pct
TOTAL PLAYS	29	24	30	27	28	30	25										193	
Gerry, Nathan	24	22	26	23	23	25	17										160	83%
Ford, Rudy	18	17	20	18	23	25	22										143	74%
Sendejo, Andrew	19	18	21	21	14	22	20										135	70%
Edwards, T.J.	9	19	20	18	22	18	15										121	63%
Sweat, Josh	11	9	11	11	16	15	13										86	45%
Douglas, Rasul	18	9	15	5	11	10	13										81	42%
Fort, L.J.	18	17	22	18	X	X	X										75	39%
Cyprien, Johnathan	19	17	20	18	X	X	X										74	38%
James, Craig	PS	11	PS	18	10	8	16										63	33%
Ellis, Alex	22	PS	24	16	X	IR	X										62	32%
Elliott, Jake	10	6	9	10	11	10	5										61	32%
Goedert, Dallas	9	DNP	2	10	12	15	12										60	31%
Ridgeway, Hassan	9	7	10	9	6	12	7										60	31%
Clement, Corey	19	10	IA	8	22	IR	IR										59	31%
Riley, Duke	X	X	X	X	22	18	15										55	28%
Johnston, Cameron	7	6	7	8	10	8	5										51	26%
Lovato, Rick	7	6	7	8	10	8	5										51	26%
McLeod, Rodney	8	6	8	6	6	8	7										49	25%
Grugier-Hill, Kamu	IA	IA	IA	4	12	18	13										47	24%
Lewis, Ryan	X	X	X	X	22	18	X										40	21%
Jenkins, Malcolm	7	5	6	5	1	7	8										39	20%
Maddox, Avonte	9	9	14	7	IA	IA	IA										39	20%
Graham, Brandon	6	5	6	5	1	7	8										38	20%
Barnett, Derek	6	5	4	5	1	7	8										36	19%
Brown, Zach	5	9	7	6	2	7	X										36	19%
Curry, Vinny	5	5	6	5	1	7	6										35	18%
Sanders, Miles	0	2	7	6	2	7	7										31	16%
Spence, Akeem	X	5	6	5	1	7	7										31	16%
Hollins, Mack	7	13	7	0	0	0	3										30	16%
Hall, Daeshon	IA	IA	DNP	0	9	7	11										27	14%
Johnson, Lane	4	2	4	4	5	5	2										26	13%
Seumalo, Isaac	4	2	4	4	5	5	2										26	13%
Vaitai, Halapoulivaati	4	2	4	4	5	5	2										26	13%
Brooks, Brandon	3	2	4	4	5	5	2										25	13%
Dillard, Andre	4	2	2	4	5	5	2										24	12%
Sproles, Darren	7	4	5	2	6	IA	IA										24	12%
Pryor, Matt	IA	IA	4	IA	5	5	2										16	8%
Singleton, Alex	PS	PS	PS	PS	PS	PS	15										15	8%
Arcega-Whiteside, J.J.	5	4	0	2	0	3	0										14	7%
Ward, Greg	PS	PS	13	PS	PS	PS	PS										13	7%
Jones, Sidney	3	0	5	0	DNP	0	DNP										8	4%
Scott, Boston	PS	PS	PS	PS	PS	3	3										6	3%
Howard, Jordan	0	5	0	0	0	0	0										5	3%
Jackson, Malik	5	IR	IR	IR	IR	IR	IR										5	3%
Bradham, Nigel	2	1	0	0	0	0	IA										3	2%
Darby, Ronald	3	0	0	IA	IA	IA	DNP										3	2%
Ertz, Zach	1	2	0	0	0	0	0										3	2%
Agholor, Nelson	0	0	0	0	2	0	0										2	1%
Cox, Fletcher	1	0	0	0	0	0	1										2	1%
Kelce, Jason	1	0	0	0	0	0	0										1	1%
Mills, Jalen	PUP	PUP	PUP	PUP	PUP	PUP	1										1	1%

2019 PERSONNEL MOVES



- **January 7:** Signed WR **Carlton Agudosi** to reserve/future contract
- **January 8:** Signed LB **Alex Singleton** to reserve/future contract
- **January 9:** Signed T **Tyreek Burwell** and DB **Mercy Maston** to reserve/future contracts
- **January 14:** Signed the following players to reserve/future contracts: LB **Asantay Brown**, C **Anthony Fabiano**, G **Kaleb Johnson**, CB **Jeremiah McKinnon**, WR **Braxton Miller**, WR **Dorren Miller**, DE **Joe Ostman**, RB **Donnel Pumphrey**, CB **Chandon Sullivan** and TE **Will Tye**
- **January 15:** Signed WR **Marken Michel** and WR **Johnny Holton** to reserve/future contracts
- **January 30:** Signed LB **Paul Worrilow** to 1-year contract
- **January 31:** Agreed to a reworked contract with S **Rodney McLeod** through 2019
- **February 21:** Waived CB **Elie Bouka**
- **February 22:** Signed K **Jake Elliott** and LS **Rick Lovato** to 1-year contracts through 2019 ... Released S **Chris Maragos**
- **February 25:** Promoted **Phillip Daniels** to defensive line coach and **Carson Walch** to wide receivers coach ... Named **Matthew Harper** as assistant wide receivers coach and **T.J. Paganetti** as assistant running backs coach ... Hired **Mike Bartrum** as assistant tight ends coach, **Matt Burke** as defensive special assistant, **Roy Istvan** as assistant offensive line coach, **G.J. Kinne** as offensive special projects and **Joe Pannunzio** as director of team development
- **February 26:** Hired **Nathan Ollie** as assistant defensive line coach
- **March 1:** Agreed to terms on 3-year contract extension through 2021 with DE **Brandon Graham**
- **March 2:** Agreed to terms on 1-year contract extension through 2021 with C **Jason Kelce**
- **March 4:** Agreed to terms on 3-year contract extension through 2022 with OL **Isaac Seumalo**
- **March 11:** Signed T **Jason Peters** to 1-year contract for 2019 season
- **March 13:** Agreed to terms with DT **Malik Jackson** on 3-year contract ... Acquired WR **DeSean Jackson** and 2020 7th-round draft choice from Tampa Bay in exchange for 2019 6th-round draft choice
- **March 14:** Signed WR **DeSean Jackson** to 3-year contract through 2021 ... Acquired a 2020 5th-round draft choice from New England in exchange for DE **Michael Bennett** and a 2020 7th-round draft choice ... Signed LB **L.J. Fort** to 3-year contract through 2021
- **March 15:** Agreed to terms with CB **Ronald Darby** on 1-year contract
- **March 18:** Agreed to terms with S **Andrew Sendejo** on 1-year contract
- **March 21:** Signed DE **Vinny Curry** to 1-year contract
- **March 28:** Signed TE **Richard Rodgers** to 2-year contract ... Acquired RB **Jordan Howard** from Chicago in exchange for 2020 draft choice
- **April 9:** Signed the following players to 1-year contracts: WR **Charles Johnson**, QB **Luis Perez** and WR **Greg Ward**
- **April 15:** QB **Nate Sudfeld** signed his RFA tender
- **April 25:** Agreed to terms with DT **Tim Jernigan** on 1-year contract ... Acquired 22nd overall pick from Baltimore in exchange for 25th, 127th (4th round) and 197th (6th round) overall picks ... Selected T **Andre Dillard** (Washington State) in 1st round (22nd overall)
- **April 26:** Selected RB **Miles Sanders** (Penn State) in 2nd round (53rd overall) ... Selected WR **J.J. Arcega-Whiteside** (Stanford) in 2nd round (57th overall)
- **April 27:** Selected DE **Shareef Miller** (Penn State) in 4th round (138th overall) ... Acquired 167th (5th round) and 246th (7th round) overall picks from New England in exchange for 163rd (5th round) overall pick ... Selected QB **Clayton Thorson** (Northwestern) in 5th round (167th overall) ... Acquired DT **Hassan Ridgeway** from Indianapolis in exchange for 246th overall pick (7th round)
- **April 29:** Exercised 5th-year option on QB **Carson Wentz**'s contract
- **April 30:** Claimed S **Godwin Igwebuike** off waivers

- **May 1:** Waived LB **Asantay Brown**, G **Kaleb Johnson** and CB **Chandon Sullivan**
- **May 3:** Signed LB **Zach Brown** to 1-year contract ... Claimed S **Blake Countess** off waivers
- **May 7:** Waived DB **Mercy Maston**
- **May 8:** Waived WR **Johnny Holton**
- **May 9:** Signed T **Andre Dillard**, RB **Miles Sanders**, WR **J.J. Arcega-Whiteside**, DE **Shareef Miller** and QB **Clayton Thorson** to 4-year contracts ... Signed the following 10 UDFAs: LB **Joey Alfieri**, T **Ryan Bates**, LB **T.J. Edwards**, RB **Nico Evans**, G **Nate Herbig**, G **Sua Opeta**, C **Keegan Render**, DT **Anthony Rush**, WR **DeAndre Thompkins** and DT **Kevin Wilkins**
- **May 10:** Signed CB **Jay Liggins**
- **May 13:** Signed G/C **Stefen Wisniewski** and QB **Cody Kessler** ... Waived RB **Nico Evans** and QB **Luis Perez**
- **May 14:** Signed G **Johnny Gibson** ... Waived WR **Dorren Miller**
- **May 22:** Signed T **Casey Tucker**
- **May 28:** Signed WR **Devin Ross** ... Waived G **Johnny Gibson**
- **June 5:** Signed S **Trae Elston** ... Waived LB **B.J. Bello**
- **June 6:** Agreed to terms with QB **Carson Wentz** on 4-year contract extension through 2024
- **July 16:** Waived WR **Devin Ross**
- **July 19:** Agreed to terms on 1-year contract with RB **Darren Sproles**
- **July 26:** Claimed CB **Alex Brown** off waivers
- **July 27:** Signed CB **Orlando Scandrick** ... Waived DT **Anthony Rush**
- **August 2:** Signed S **Jonathan Cyprien** and TE **Alex Ellis** ... Waived LB **Joey Alfieri** and S **Godwin Igwebuike**
- **August 4:** Signed LB **Asantay Brown** ... Waived CB **Alex Brown**
- **August 6:** Signed DE **Kasim Edebali** and CB **Ajene Harris** ... Placed DE **Joe Ostman** on Injured Reserve ... Waived/injured T **Casey Tucker**
- **August 9:** Acquired DE **Eli Harold** from Buffalo in exchange for T **Ryan Bates**
- **August 11:** Signed CB **Sojourn Shelton** ... Waived/injured WR **Shelton Gibson**
- **August 13:** Signed DT **Aziz Shittu** ... Waived S **Blake Countess** with an injury settlement
- **August 16:** Signed T **Brett Toth** ... Waived CB **Jay Liggins**
- **August 17:** Signed QB **Josh McCown** ... Waived WR **Braxton Miller**
- **August 18:** Released LB **Paul Worrilow**
- **August 19:** Signed LB **Chris Worley**
- **August 22:** Agreed to terms with ARI to acquire S **Rudy Ford** in exchange for DT **Bruce Hector**
- **August 27:** Signed LB **Hayes Pullard** and S **Jason Thompson** ... Waived LB **Asantay Brown** and S **Tre Sullivan**
- **August 28:** Signed T **Riley Mayfield** ... Placed WR **Charles Johnson** on Injured Reserve
- **August 30:** Waived the following players: WR **Carlton Agudosi**, S **Trae Elston**, C **Anthony Fabiano**, S **Deiondre' Hall**, CB **Ajene Harris**, CB **Josh Hawkins**, QB **Cody Kessler**, T **Riley Mayfield**, CB **Jeremiah McKinnon**, WR **Marken Michel**, RB **Donnel Pumphrey**, G **Keegan Render**, CB **Sojourn Shelton**, LB **Alex Singleton**, WR **DeAndre Thompkins**, S **Jason Thompson**, DT **Kevin Wilkins** and LB **Chris Worley** ... Released the following players: DE **Kasim Edebali**, DE **Eli Harold**, LB **Hayes Pullard**, CB **Orlando Scandrick** and TE **Will Tye** ... Waived/injured DT **Aziz Shittu** ... Placed TE **Richard Rodgers** on Injured Reserve
- **August 31:** Waived the following players: RB **Josh Adams**, TE **Alex Ellis**, DT **Treyvon Hester**, G **Sua Opeta**, TE **Joshua Perkins**, RB **Boston Scott**, RB **Wendell Smallwood**, QB **Clayton Thorson**, T **Brett Toth** and WR **Greg Ward** ... Released G/C **Stefen Wisniewski** ... Placed CB **Jalen Mills** on Reserve/Physically Unable to Perform

2019 PERSONNEL MOVES



- **September 1:** Agreed to terms with the following practice squad players: TE **Alex Ellis**, WR **Marcus Green**, DT **Bruce Hector**, QB **Kyle Lauletta**, G **Sua Opetia**, TE **Joshua Perkins**, RB **Boston Scott**, LB **Alex Singleton** and WR **Greg Ward**
- **September 2:** Signed CB **Cre'Von LeBlanc** to 1-year contract extension ... Placed CB **Cre'Von LeBlanc** on Injured Reserve ... Signed CB **Craig James** to practice squad
- **September 6:** Promoted TE **Alex Ellis** from practice squad to 53-man roster
- **September 7:** Agreed to terms with WR **Alshon Jeffery** on restructured contract
- **September 10:** Agreed to terms with DT **Akeem Spence** ... Placed DT **Malik Jackson** on Injured Reserve (foot) ... Waived TE **Alex Ellis**
- **September 11:** Promoted CB **Craig James** from practice squad to 53-man roster ... Signed TE **Alex Ellis** to practice squad
- **September 12:** Signed CB **Ajene Harris** to practice squad
- **September 17:** Promoted TE **Alex Ellis** from practice squad to 53-man roster ... Waived CB **Craig James**
- **September 18:** Signed CB **Craig James** to practice squad
- **September 21:** Promoted WR **Greg Ward** from practice squad to 53-man roster ... Placed T **Jordan Mailata** on Injured Reserve (back)
- **September 24:** Promoted CB **Craig James** from practice squad to 53-man roster ... Waived WR **Greg Ward**
- **September 26:** Signed WR **Greg Ward** to practice squad
- **September 27:** Agreed to terms with CB **Orlando Scandrick** ... Released LB **L.J. Fort**
- **September 30:** Acquired LB **Duke Riley** and 2020 6th-round draft choice from Atlanta in exchange for S **Johnathan Cyprien** and 2020 7th-round draft choice ... Signed CB **D.J. White** to practice squad
- **October 1:** Signed CB **Ryan Lewis** to practice squad ... Released CB **Ajene Harris** from practice squad
- **October 4:** Promoted CB **Ryan Lewis** from practice squad to active roster ... Waived/injured TE **Alex Ellis**
- **October 5:** Waived DT **Aziz Shittu** from Injured Reserve
- **October 7:** Signed WR **Robert Davis** to practice squad
- **October 8:** Signed CB **Ajene Harris** to practice squad
- **October 11:** Promoted RB **Boston Scott** from practice squad to 53-man roster ... Placed RB **Corey Clement** on Injured Reserve (shoulder)
- **October 14:** Waived CB **Ryan Lewis** ... Released LB **Zach Brown** ... Signed RB **De'Angelo Henderson** to practice squad
- **October 15:** Activated 21-day practice window for CB **Jalen Mills**
- **October 16:** Promoted LB **Alex Singleton** from practice squad to 53-man roster ... Signed C **Keegan Render** to practice squad
- **October 19:** Activated CB **Jalen Mills** from Reserve/Physically Unable to Perform
- **October 21:** Agreed to sign DT **Anthony Rush** from Oakland's practice squad ... Agreed to sign DT **Albert Huggins** from Houston's practice squad ... Released CB **Orlando Scandrick** and DT **Akeem Spence**

2019 REGULAR SEASON STATS



RECORD: 3-4

HEAD COACH: Doug Pederson

9/8	W	32-27	Washington	69,796
9/15	L	20-24	at Atlanta	72,443
9/22	L	24-27	Detroit	69,796
9/26	W	34-27	at Green Bay	77,509
10/6	W	31-6	N.Y. Jets	69,796
10/13	L	20-38	at Minnesota	66,837
10/20	L	10-37	at Dallas	91,213
10/27			at Buffalo	
11/3			Chicago	
11/17			New England	
11/24			Seattle	
12/1			at Miami	
12/9			N.Y. Giants	
12/15			at Washington	
12/22			Dallas	
12/29			at N.Y. Giants	

TEAM STATS

	EAGLES	OPP
Total First Downs	138	139
Rushing	43	33
Passing	80	91
Penalty	15	15
3rd Down: Made/Att	44/91	33/86
3rd Down Pct.	48.4	38.4
4th Down: Made/Att	5/14	5/7
4th Down Pct.	35.7	71.4
Possession Avg.	30:32	29:28
Total Net Yards	2379	2520
Avg. Per Game	339.9	360.0
Total Plays	453	439
Avg. Per Play	5.3	5.7
Net Yards Rushing	782	626
Avg. Per Game	111.7	89.4
Total Rushes	194	168
Net Yards Passing	1597	1894
Avg. Per Game	228.1	270.6
Sacked/Yards Lost	13/76	17/121
Gross Yards	1673	2015
Attempts/Completions	246/150	254/167
Completion Pct.	61.0	65.7
Had Intercepted	5	8
Punts/Average	25/47.6	29/46.8
Net Punting Avg.	44.6	41.4
Penalties/Yards	47/403	55/412
Fumbles/Ball Lost	11/8	6/3
Touchdowns	21	22
Rushing	6	7
Passing	13	14
Returns	2	2

RUSHING	No.	Yds	Avg.	Lg.	TD
J.Howard	77	347	4.5	19	4
M.Sanders	63	220	3.5	30	0
C.Wentz	25	94	3.8	19	1
B.Scott	11	62	5.6	15	0
D.Sproles	15	59	3.9	17	0
A.Jeffery	1	2	2.0	2t	1
J.McCown	2	-2	-1.0	-1	0
Team	194	782	4.0	30	6
Opponents	168	626	3.7	44	7

RECEIVING	No.	Yds	Avg.	Lg.	TD
Z.Ertz	35	404	11.5	26	1
A.Jeffery	26	253	9.7	30	3
N.Agholor	25	254	10.2	43	3
M.Sanders	16	230	14.4	45	1
D.Goedert	14	160	11.4	28t	2
M.Hollins	10	125	12.5	20	0
D.Jackson	8	154	19.3	53t	2
J.Howard	8	53	6.6	20t	1
D.Sproles	5	21	4.2	7	0
J.Arcega-Whiteside	2	14	7.0	10	0
B.Scott	1	5	5.0	5	0
Team	150	1673	11.2	53t	13
Opponents	167	2015	12.1	69t	14

INTS.	No.	Yds	Avg.	Lg.	TD
N.Gerry	2	51	25.5	51t	1
R.McLeod	1	23	23.0	23	0
N.Bradham	1	22	22.0	22	0
A.Sendejo	1	15	15.0	15	0
R.Darby	1	13	13.0	13	0
S.Jones	1	1	1.0	1	0
J.Mills	1	0	0.0	0	0
Team	8	125	15.6	51t	1
Opponents	5	36	7.2	17	0

SACKS

B.Graham 4.0, D.Barnett 3.0, H.Ridgeway 2.0, O.Scandrick 2.0, F.Cox 1.0, V.Curry 1.0, D.Hall 1.0, T.Jernigan 1.0, A.Sendejo 1.0, J.Sweat 1.0, **Team: 17.0, Opp: 13.0**

FUMBLES

Lost: C.Clement 2, C.Wentz 2, N.Agholor 1, Z.Ertz 1, D.Goedert 1, M.Sanders 1, **Total: 8**
Opp. Recoveries: B.Graham 1, K.Grugier-Hill 1, O.Scandrick 1, **Total: 3**

SCORE	Q1	Q2	Q3	Q4	OT	Pts.
Team	31	51	49	40	0	171
Opponents	51	70	21	44	0	186

SCORING	TD	Ru.	Rec.	Ret.	PAT	FG	2pt.	Saf.	Pts.
J.Elliott	0	0	0	0	17/17	8/8	0	--	41
J.Howard	5	4	1	0	---	---	0	--	30
A.Jeffery	4	1	3	0	---	---	0	--	24
N.Agholor	3	0	3	0	---	---	0	--	18
D.Jackson	2	0	2	0	---	---	0	--	12
D.Goedert	2	0	2	0	---	---	0	--	12
Z.Ertz	1	0	1	0	---	---	1	--	8
O.Scandrick	1	0	0	1	---	---	0	--	6
C.Wentz	1	1	0	0	---	---	0	--	6
N.Gerry	1	0	0	1	---	---	0	--	6
M.Sanders	1	0	1	0	---	---	0	--	6
D.Sproles	0	0	0	0	---	---	1	--	2
Team	21	6	13	2	17/17	8/8	2	---	171
Opponents	22	7	14	1	21/21	11/14	0	---	186

2-Pt. Conversions: Team 2/4, Opponents: 0/1

FIELD GOALS (Game-by-Game)

Elliott: (22G) (34G, 41G) (25G) (1) (28G) (53G, 40G) (38G)

Opps: (41G, 48G) (50G, 50WL) (25G, 33G, 46B) (30G, 31G) (55WR) (39G) (26G, 63G, 29G)

FIELD GOALS	1-19	20-29	30-39	40-49	50+
J.Elliott	0/0	3/3	2/2	2/2	1/1
Team	0/0	3/3	2/2	2/2	1/1
Opponents	0/0	3/3	4/4	2/3	2/4

PUNTING	No.	Yds	Avg.	Net	TB	In20	Lg.	Blk.
C.Johnston	25	1191	47.6	44.6	0	12	60	0
Team	25	1191	47.6	44.6	0	12	60	0
Opponents	29	1356	46.8	41.4	2	10	58	0

PUNT RET.	Ret.	FC	Yds	Avg.	Lg.	TD
D.Sproles	9	3	84	9.3	17	0
B.Scott	3	2	24	8.0	13	0
N.Agholor	2	0	7	3.5	4	0
C.Clement	1	0	0	0.0	0	0
Team	15	5	115	7.7	17	0
Opponents	11	11	77	7.0	24	0

KICK RET.	No.	Yds	Avg.	Lg.	TD
M.Sanders	11	259	23.5	67	0
C.Clement	3	73	24.3	26	0
Team	14	332	23.7	67	0
Opponents	8	237	29.6	100t	1

PASSING	Att.	Cmp.	Yds.	Cmp.%	Yds./Att.	TD	TD%	Int.	Int.%	Lg.	Sack	Lost	Rat.
C.Wentz	240	147	1649	61.3	6.9	13	5.4	4	1.7	53t	13	76	92.9
J.McCown	5	3	24	60.0	4.8	0	0.0	0	0.0	13	0	0	72.1
J.Elliott	1	0	0	0.0	0.0	0	0.0	1	100.0	0	0	0	0.0
Team	246	150	1673	61.0	6.8	13	5.3	5	2.0	53t	13	76	90.4
Opponents	254	167	2015	65.7	7.9	14	5.5	8	3.1	69t	17	121	95.2

2019 DEFENSIVE STATS



DEFENSIVE STATISTICS

Player	Total	Solo	Asst.	TFL	Sacks	QBP&H	INT	PD	FF	FR
Jenkins	50	34	16	2	0.0	3	0	3	2	0
McLeod	48	32	16	1	0.0	2	1	4	0	0
Sendejo	33	24	9	2	1.0	2	1	4	0	0
Douglas	30	26	4	3	0.0	0	0	8	0	0
Graham	29	25	4	7	4.0	17	0	1	0	1
Maddox	27	22	5	1	0.0	0	0	4	0	0
Bradham	27	21	6	0	0.0	1	1	2	0	0
Brown	27	18	9	4	0.0	0	0	2	0	0
Gerry	21	15	6	0	0.0	0	2	0	0	0
Barnett	20	16	4	5	3.0	14	0	0	1	0
Jones	19	17	2	1	0.0	0	1	4	0	0
Darby	17	16	1	0	0.0	0	1	5	0	0
Curry	15	10	5	1	1.0	9	0	0	0	0
Cox	14	10	4	4	1.0	13	0	1	1	0
Sweat	13	11	2	3	1.0	8	0	1	0	0
Mills	11	8	3	0	0.0	0	1	1	0	0
Spence	11	7	4	0	0.0	2	0	0	0	0
Ridgeway	10	7	3	6	2.0	4	0	0	0	0
Scandrick	9	6	3	2	2.0	1	0	1	2	1
Grugier-Hill	8	4	4	1	0.0	1	0	0	0	1
James	6	5	1	0	0.0	0	0	2	0	0
Hall	3	3	0	1	1.0	2	0	0	0	0
Cyprien	2	2	0	0	0.0	0	0	0	0	0
Edwards	2	1	1	0	0.0	0	0	0	0	0
Jernigan	2	1	1	1	1.0	3	0	0	0	0
Jackson	1	0	1	0	0.0	0	0	0	0	0
Totals	455	341	114	45	17.0	82	8	43	6	3

*Tackle totals already factor in sacks and TFLs; QBP&H = QB Pressures + Hits

INDIVIDUAL SINGLE-GAME BESTS

TACKLES	13 by Maddox at GB (9/26)
TACKLES FOR LOSS	3 by Graham vs. NYJ (10/6)
SACKS	3.0 by Graham vs. NYJ (10/6)
PASSES DEFENSED	Two Players tied with 3
Darby	at Atl. (9/15); Douglas vs. Det. (9/22)
INTERCEPTIONS	Seven Players tied with 1
Bradham	at GB (9/26); Darby at Atl. (9/15); Gerry at Atl. (9/15) & vs. NYJ (10/6); Jones at Atl. (9/15); McLeod vs. NYJ (10/6); Mills at Dal. (10/20); Sendejo at Min. (10/13)
FORCED FUMBLES	2 by Scandrick vs. NYJ (10/6)
FUMBLE RECOVERIES	Three Players tied with 1
Graham	at GB (9/26); Grugier-Hill at Min. (10/13); Scandrick vs. NYJ (10/6)
ST TACKLES	Three Players tied with 2
Edwards	vs. NYJ (10/6); Ford at Atl. (9/15); Sendejo vs. Was. (9/8)

SPECIAL TEAMS TACKLES (27)

T.J. Edwards	3
Rudy Ford	3
Craig James	3
Johnathan Cyprien	2
L.J. Fort	2
Dallas Goedert	2
Andrew Sendejo	2
Josh Sweat	2
Zach Brown	1
Corey Clement	1
Nathan Gerry	1
Cameron Johnston	1
Rick Lovato	1
Duke Riley	1
Alex Singleton	1

TAKEAWAY LEADERS

INTERCEPTIONS	FUMBLE RECOVERIES	FORCED FUMBLES	ST TAKEAWAYS
Nathan Gerry	2	Brandon Graham	1
Six Players Tied	1	Malcolm Jenkins	2
		Orlando Scandrick	2
		Derek Barnett	1
		Fletcher Cox	1

DEFENSIVE STATISTIC LEADERS

SACKS	TACKLES FOR LOSS	QB PRESSURES & HITS	PASSES DEFENSED
Brandon Graham	4.0	Brandon Graham	7
Derek Barnett	3.0	Brandon Graham	17
Hassan Ridgeway	2.0	Rasul Douglas	8
Orlando Scandrick	2.0	Derek Barnett	14
		Fletcher Cox	13
		Four Players Tied	4
		Vinny Curry	9
		Josh Sweat	8
		Zach Brown	4
		Fletcher Cox	4

2019 REGULAR SEASON STATS



RED ZONE

Team	Total	TD	FG	MFG	Dwn.	Fbl.	INT	Clk.	Pnt.	TD%	Score%
EAGLES	22	14	6	0	2	0	0	0	117	63.6	90.9
Opponents	25	14	7	0	1	1	2	0	118	56.0	84.0

GOAL-TO-GO

Team	Total	TD	FG	MFG	Dwn.	Fbl.	INT	Clk.	Pnt.	TD%	Score%
EAGLES	13	12	1	0	0	0	0	0	88	92.3	100.0
Opponents	11	8	1	0	1	0	1	0	59	72.7	81.8

EAGLES WEEKLY NFL RANKINGS

Week	OFFENSE			DEFENSE		
	Rush	Pass	Total	Rush	Pass	Total
Week 1	t-11th	11th	8th	2nd	28th	20th
Week 2	t-22nd	12th	14th	3rd	31st	22nd
Week 3	17th	12th	13th	2nd	29th	t-16th
Week 4	13th	20th	16th	4th	32nd	23rd
Week 5	18th	21st	24th	1st	27th	10th
Week 6	15th	16th	20th	2nd	29th	14th
Week 7	14th	20th	23rd	6th	27th	18th

MOST FIRST DOWNS EARNED

Player	Rushing	Receiving	Total
Jordan Howard	20	2	22
Alshon Jeffery	1	19	20
Zach Ertz	--	19	19
Miles Sanders	7	7	14
Nelson Agholor	--	11	11
Carson Wentz	10	--	10
Dallas Goedert	--	8	8
Mack Hollins	--	7	7
DeSean Jackson	--	6	6
Boston Scott	3	--	3
Darren Sproles	2	1	3

LONGEST DRIVES

	EAGLES	OPPONENTS
MOST PLAYS:	19 vs. Was (9/8) 19-74-8:55 Field Goal	15 (2x) last: at GB (9/26) 15-78-8:01 Field Goal
MOST YARDS:	87 at Dal. (10/20) 7-87-4:18 Touchdown	89 at GB (9/26) 5-89-2:18 Touchdown
MOST TIME:	8:55 vs. Was (9/8) 19-74-8:55 Field Goal	8:01 at GB (9/26) 15-78-8:01 Field Goal

LONGEST TOUCHDOWN DRIVES

	EAGLES	OPPONENTS
MOST PLAYS:	13 at Atl. (9/15) 13-73-8:29	15 vs. Was. (9/8) 15-75-3:04
MOST YARDS:	87 at Dal. (10/20) 7-87-4:18	89 at GB (9/26) 5-89-2:18
MOST TIME:	8:29 at Atl. (9/15) 13-73-8:29	7:17 at Min. (10/13) 13-75-7:17

REPLAY CHALLENGES

	Challenges	Overtuned
EAGLES	2	0
OPPONENTS	5	2

2019 GAME-BY-GAME STATS



GAME-BY-GAME TEAM STATS

	First Downs				3rd Down			4th Dn.		Time	Total Net Yds		Rushing			Passing				Punting			Fumble		Red Zone			TDs								
	Total	Rush	Pass	Pen	Conv	Att	Pct	Conv	Att		Pos	Plays	Yards	Avg	Att	Yards	Avg	Net	Sacks	Yards	Gross	Att	Comp	Pct	INT	No	Yards	No	Lost	No	TD	FG	Rush	Pass	Ret	
9/8 Was	22	9	13	0	11	17	.647	1	2	34:27	71	436	6.1	31	123	4.0	313	1	0	313	39	28	.718	0	3	55	0	0	3	2	1	1	3	0		
9/15 at Atl	18	5	11	2	9	18	.500	2	3	32:54	72	286	4.0	21	49	2.3	237	3	18	255	48	28	.583	2	4	60	1	1	5	2	2	1	1	0		
9/22 Det	22	6	11	5	7	13	.538	0	2	32:18	69	373	5.4	30	127	4.2	246	3	13	259	36	19	.528	0	3	30	0	0	4	3	1	1	2	0		
9/26 at GB	24	10	12	2	5	9	.556	0	0	27:39	60	336	5.6	33	176	5.3	160	0	0	160	27	16	.593	0	4	93	0	0	4	4	0	2	3	0		
10/6 NYJ	17	5	9	3	5	13	.385	0	2	30:52	59	265	4.5	29	84	2.9	181	1	8	189	29	17	.586	0	5	76	3	1	3	2	1	1	1	2		
10/13 at Min	19	3	15	1	4	12	.333	1	3	27:56	65	400	6.2	22	108	4.9	292	2	14	306	41	26	.634	2	3	49	1	1	1	1	0	0	2	0		
10/20 at Dal	16	5	9	2	3	9	.333	1	2	27:38	57	283	5.0	28	115	4.1	168	3	23	191	26	16	.615	1	3	40	3	3	2	0	1	0	1	0		
10/27 at Buf																																				
11/3 Chi																																				
11/17 NE																																				
11/24 Sea																																				
12/1 at Mia																																				
12/9 NYG																																				
12/15 at Was																																				
12/22 Dal																																				
12/29 at NYG																																				
Totals	138	43	80	15	44	91	.484	5	14	30:32	453	2,379	5.3	194	782	4.0	1,597	13	76	1,673	246	150	.610	5	25	47.6	44.6	47	22	14	6	6	13	2		
											339.9		111.7				228.1																			

	First Downs				3rd Down			4th Dn.		Time	Total Net Yds		Rushing			Passing				Punting			Fumble		Red Zone			TDs								
	Total	Rush	Pass	Pen	Conv	Att	Pct	Conv	Att		Pos	Plays	Yards	Avg	Att	Yards	Avg	Net	Sacks	Yards	Gross	Att	Comp	Pct	INT	No	Yards	No	Lost	No	TD	FG	Rush	Pass	Ret	
9/8 Was	15	0	15	0	5	13	.385	2	2	25:33	58	398	6.9	13	28	2.2	370	1	10	380	44	30	.682	0	5	54.4	45.2	12	0	2	1	1	0	3	0	
9/15 at Atl	19	3	15	1	3	10	.300	1	1	27:06	61	367	6.0	17	57	3.4	310	1	10	320	43	27	.623	3	3	39.3	36.7	10	0	2	1	0	0	3	0	
9/22 Det	16	5	11	0	6	14	.429	0	0	27:42	60	287	4.8	28	86	3.1	201	0	0	201	32	18	.563	0	5	45.2	36.8	9	0	4	2	2	1	1	1	
9/26 at GB	31	4	19	8	6	11	.545	0	1	32:21	74	491	6.6	20	77	3.9	414	1	8	422	53	34	.642	1	2	41.5	41.5	5	1	7	3	2	1	2	0	
10/6 NYJ	9	3	5	1	3	14	.214	0	1	29:08	55	128	2.3	19	67	3.5	61	10	59	120	26	15	.577	2	8	50.9	46.5	9	2	1	1	0	1	0	0	
10/13 at Min	26	8	14	4	2	10	.200	1	1	32:04	65	447	6.9	35	122	3.5	325	1	8	333	29	22	.759	1	3	41.0	35.7	4	30	1	4	3	0	1	4	0
10/20 at Dal	23	10	12	1	8	14	.571	1	1	32:22	66	402	6.1	36	189	5.3	213	3	26	239	27	21	.778	1	3	42.3	39.7	6	65	1	0	3	2	3	1	0
10/27 at Buf																																				
11/3 Chi																																				
11/17 NE																																				
11/24 Sea																																				
12/1 at Mia																																				
12/9 NYG																																				
12/15 at Was																																				
12/22 Dal																																				
12/29 at NYG																																				
Totals	139	33	91	15	33	86	.384	5	7	29:28	439	2,520	5.7	168	626	3.7	1,894	17	121	2,015	254	167	.657	8	29	48.1	42.4	55	25	14	7	7	14	1		
											360.0		89.4				270.6																			

2019 GAME-BY-GAME STATS



EAGLES INDIVIDUAL LEADERS

Date	Opp	Pass Yds.	Rushing Yds.	Receptions	Receiving Yds.	Touchdowns	Sacks	Tackles
9/8	vs. Was	C.Wentz - 313	D.Sproles - 47	D.Jackson - 8	D.Jackson - 154	2 Players - 2	T.Jernigan - 1.0	N.Bradham - 9
9/15	at Atl	C.Wentz - 231	M.Sanders - 28	2 Players - 8	N.Agholor - 107	2 Players - 1	A.Sendejo - 1.0	R.McLeod - 8
9/22	vs. Det	C.Wentz - 259	M.Sanders - 53	N.Agholor - 8	M.Sanders - 73	N.Agholor - 2	NONE	M.Jenkins - 8
9/26	at GB	C.Wentz - 160	J.Howard - 87	Z.Ertz - 7	Z.Ertz - 65	J.Howard - 3	D.Barnett - 1.0	A.Maddox - 13
10/6	vs. NYJ	C.Wentz - 189	J.Howard - 62	A.Jeffery - 6	Z.Ertz - 57	4 Players - 1	B.Graham - 3.0	R.McLeod - 7
10/13	at Min	C.Wentz - 306	J.Howard - 49	A.Jeffery - 10	M.Sanders - 86	2 Players - 1	B.Graham - 1.0	M.Jenkins - 11
10/20	at Dal	C.Wentz - 191	J.Howard - 50	D.Goedert - 4	D.Goedert - 69	D.Goedert - 1	3 Players - 1.0	J.Mills - 11

OPPONENT INDIVIDUAL LEADERS

Date	Opp	Pass Yds.	Rushing Yds.	Receptions	Receiving Yds.	Touchdowns	Sacks	Tackles
9/8	vs. Was	C.Keenum - 380	D.Guice - 18	C.Thompson - 7	T.McLaurin - 125	3 Players - 1	C.McKinzy - 1.0	Q.Dunbar - 9
9/15	at Atl	M.Ryan - 320	I.Smith - 32	C.Ridley - 8	J.Jones - 106	J.Jones - 2	3 Players - 1.0	K.Neal - 9
9/22	vs. Det	M.Stafford - 201	J.McKissic - 44	M.Jones - 6	M.Jones - 101	3 Players - 1	3 Players - 1.0	T.Flowers - 8
9/26	at GB	A.Rodgers - 422	A.Rodgers - 46	D.Adams - 10	D.Adams - 180	3 Players - 1	D.Barnett - 1.0	B.Martinez - 15
10/6	vs. NYJ	L.Falk - 120	L.Bell - 43	L.Bell - 7	D.Thomas - 47	V.Smith - 1	S.McLendon - 1.0	N.Hewitt - 10
10/13	at Min	K.Cousins - 333	A.Mattison - 63	S.Diggs - 7	S.Diggs - 167	S.Diggs - 3	D.Hunter - 1.0	2 Players - 10
10/20	at Dal	D.Prescott - 239	E.Elliott - 111	E.Elliott - 6	A.Cooper - 106	4 Players - 1	3 Players - 1.0	2 Players - 7



EAGLES GAME-BY-GAME DRIVES

Date	Opponent	Quarterback	Drives	Drives Ended By...									Points Yielded	Points Per Drive	Drive Efficiency	
				TD	FG	MFG	Punt	Down	INT	FUM	Safety	Clock				
9/8	vs. Was	Wentz	10	4	1	0	3	1	0	0	0	0	1	32	3.20	50.0
9/15	at Atl	Wentz	11	2	1	0	4	1	2	0	0	0	0	17	1.55	27.3
		McCown	1	0	1	0	0	0	0	0	0	0	0	3	3.00	100.0
		TOTAL at Atl	12	2	2	0	4	1	2	0	0	0	0	20	1.67	33.3
9/22	vs. Det	Wentz	12	3	1	0	3	2	0	2	0	1	24	2.00	33.3	
9/26	at GB	Wentz	11	5	0	0	4	0	0	0	0	2	34	3.09	45.5	
10/6	vs. NYJ	Wentz	9	2	1	0	4	2	0	0	0	0	14	1.56	33.3	
		McCown	2	0	0	0	1	0	0	0	0	1	0	0.00	00.0	
		TOTAL vs. NYJ	11	2	1	0	5	2	0	0	0	1	14	1.27	27.3	
10/13	at Min	Wentz	11	2	2	0	3	1	2	1	0	0	20	1.82	36.4	
		McCown	1	0	0	0	0	0	0	0	0	1	0	0.00	00.0	
		TOTAL at Min	12	2	2	0	3	1	2	1	0	1	20	1.67	33.3	
10/20	at Dal	Wentz	11	1	1	0	3	1	1	3	0	1	10	0.91	18.2	
SEASON TOTALS																
		Wentz	75	19	7	0	24	8	5	6	0	5	151	2.01	34.7	
		McCown	4	0	1	0	1	0	0	0	0	2	3	1.00	25.0	
		TEAM	79	19	8	0	25	8	5	6	0	7	154	1.95	34.2	

OPPONENTS GAME-BY-GAME DRIVES

Date	Opponent	Quarterback	Drives	Drives Ended By...									Points Yielded	Points Per Drive	Drive Efficiency
				TD	FG	MFG	Punt	Down	INT	FUM	Safety	Clock			
9/8	vs. Was	Keenum	10	3	2	0	5	0	0	0	0	0	27	2.70	50.0
9/15	at Atl	Ryan	12	3	1	1	3	0	3	0	0	1	24	2.00	33.3
9/22	vs. Det	Stafford	11	2	2	1	4	0	0	0	0	1	27	2.46	36.4
9/26	at GB	Rodgers	10	3	2	0	2	1	1	1	0	0	27	2.70	50.0
10/6	vs. NYJ	Falk	13	1	0	1	7	0	2	1	0	1	6	0.46	7.7
		Fales	1	0	0	0	1	0	0	0	0	0	0	0.00	0.0
		TOTAL vs. NYJ	14	1	0	1	8	0	2	1	0	1	6	0.43	7.1
10/13	at Min	Cousins	12	5	1	0	3	0	1	1	0	1	38	3.17	50.0
10/20	at Dal	Prescott	11	4	3	0	3	0	1	0	0	0	37	3.36	63.6
SEASON TOTALS															
		OPPONENTS	80	21	11	3	28	1	8	3	0	4	186	2.33	40.0

2019 3RD DOWN EFFICIENCY



EAGLES THIRD-AND...

Date	Opponent	<u>1</u>	<u>2</u>	<u>3</u>	<u>4</u>	<u>5</u>	<u>6</u>	<u>7</u>	<u>8</u>	<u>9</u>	<u>10+</u>	Total
9/8	vs. Was	3-4	0-0	1-1	1-1	1-2	0-0	1-2	0-0	1-1	3-6	11-17
9/15	at Atl	3-3	1-1	1-1	1-1	0-1	2-3	0-1	0-2	1-1	0-4	9-18
9/22	vs. Det	0-0	2-2	1-1	0-0	1-1	1-3	1-2	1-2	0-0	0-2	7-13
9/26	at GB	2-2	1-1	1-1	0-0	0-1	0-1	0-0	0-0	0-1	1-2	5-9
10/6	vs. NYJ	2-3	0-0	0-0	1-1	2-3	0-0	0-2	0-0	0-0	0-4	5-13
10/13	at Min	2-2	1-4	1-1	0-1	0-1	0-0	0-0	0-0	0-1	0-2	4-12
10/20	at Dal	1-1	0-0	0-0	2-4	0-0	0-0	0-2	0-0	0-0	0-2	3-9
Totals:		13-15	5-8	5-5	5-8	4-9	3-7	2-9	1-4	2-4	4-22	44-91
		86.7	62.5	100.0	62.5	44.4	42.9	22.2	25.0	50.0	18.2	48.4

OPPONENTS THIRD-AND...

Date	Opponent	<u>1</u>	<u>2</u>	<u>3</u>	<u>4</u>	<u>5</u>	<u>6</u>	<u>7</u>	<u>8</u>	<u>9</u>	<u>10+</u>	Total
9/8	vs. Was	0-0	1-1	1-2	1-1	0-0	0-1	1-3	1-1	0-0	0-4	5-13
9/15	at Atl	0-0	0-0	0-1	0-0	1-1	2-2	0-0	0-0	0-3	0-3	3-10
9/22	vs. Det	3-3	0-0	0-0	1-1	0-0	0-0	0-1	0-2	0-0	2-7	6-14
9/26	at GB	0-1	0-1	0-1	0-0	0-0	2-2	2-4	1-1	0-0	1-1	6-11
10/6	vs. NYJ	2-3	0-0	1-2	0-1	0-0	0-1	0-1	0-1	0-1	0-4	3-14
10/13	at Min	0-0	1-1	0-0	0-1	0-0	0-1	0-1	0-2	0-0	1-4	2-10
10/20	at Dal	1-2	2-2	0-1	1-1	0-1	2-2	0-0	1-2	0-0	1-3	8-14
Totals:		6-9	4-5	2-7	3-5	1-2	6-9	3-10	3-9	0-4	5-26	33-86
		66.7	80.0	28.6	60.0	50.0	66.7	30.0	33.3	0.0	19.2	38.4

2019 TURNOVER BREAKDOWN



TAKEAWAYS

Date	Opponent	Turnover	Starting L.O.S.	Point of Turnover	Resulting L.O.S.	Quarter	Result (Points)
9/8	vs. Was	NONE					
9/15	at Atl	S.Jones INT (M.Ryan)	ATL 25	ATL 42	ATL 41	2	Field Goal (3)
		R.Darby INT (M.Ryan)	ATL 10	ATL 40	ATL 27	3	Touchdown (6)
		*(TB) - N.Gerry INT (M.Ryan)	PHI 8	End Zone	PHI 10	3	Punt (0)
9/22	vs. Det	NONE					
9/26	at GB	B.Graham FR (D.Barnett FF of A.Rodgers)	GB 29	GB 21	GB 17	2	Touchdown (7)
		*N. Bradham INT (A.Rodgers)	PHI 3	End Zone	PHI 21	4	Clock (0)
10/6	vs. NYJ	+N. Gerry INT (L.Falk)	PHI 47	PHI 49	---	1	Touchdown (7)
		R.McLeod INT (L.Falk)	NYJ 45	PHI 35	NYJ 42	2	Touchdown (7)
		+O. Scandrick FR (O.Scandrick FF of L.Falk)	PHI 47	NYJ 44	---	4	Touchdown (7)
10/13	at Min	A.Sendejo INT (K.Cousins)	MIN 44	PHI 33	PHI 48	2	Interception (0)
		*K. Grugier-Hill FR (M.Jenkins FF of A.Mattison)	PHI 13	PHI 5	PHI 34	4	Clock (0)
10/20	at Dal	*(TB) - J.Mills INT (D.Prescott)	PHI 37	End Zone	PHI 20	4	Fumble (0)

Totals: 11 takeaways resulting in 37 points

L.O.S. - Line of scrimmage, ***** - Red zone play, **+** - Touchdown return, **(ST)** - Special teams play, **(TB)** - Touchback, **(OFF)** - Offensive Recovery

GIVEAWAYS

Date	Opponent	Turnover	Starting L.O.S.	Point of Turnover	Resulting L.O.S.	Quarter	Result (Points)
9/8	vs. Was	NONE					
9/15	at Atl	C.Wentz INT (D.Trufant)	ATL 45	ATL 9	ATL 9	1	Punt (0)
		C.Wentz INT (D.Trufant)	PHI 40	ATL 35	ATL 35	2	Touchdown (7)
		(ST) - C.Clement FUM (K.Sheffield FF, S.Neasman FR)	---	PHI 31	PHI 33	3	Touchdown (7)
9/22	vs. Det	M.Sanders FUM (J.Davis FF, A.Robinson FR)	PHI 45	PHI 49	PHI 49	2	Field Goal (3)
		N.Agholor FUM (D.Slay FR)	DET 45	DET 40	PHI 22	2	Field Goal (3)
9/26	at GB	NONE					
10/6	vs. NYJ	(ST) - C.Clement FUM (Muffed Punt, T.Cannon FR)	NYJ 28	PHI 20	PHI 19	4	Touchdown (6)
10/13	at Min	J.Elliott INT (E.Griffen)	MIN 21	MIN 15	MIN 32	2	Clock (0)
		Z.Ertz FUM (E.Kendricks FF, A.Barr FR)	50	MIN 30	MIN 49	4	Punt (0)
		C.Wentz INT (Mac. Alexander)	PHI 8	PHI 31	PHI 31	4	Fumble (0)
10/20	at Dal	D.Goedert FUM (J.Smith FF, M.Collins FR)	PHI 35	PHI 45	PHI 45	1	Touchdown (7)
		C.Wentz FUM (D.Lawrence FF, A.Woods FR)	PHI 16	PHI 14	PHI 14	1	Touchdown (7)
		C.Wentz INT (X.Woods)	PHI 39	PHI 48	PHI 39	4	Interception (0)
		C.Wentz FUM (Aborted Snap, K.Hyder FR)	PHI 20	PHI 16	PHI 16	4	Touchdown (7)

Totals: 13 giveaways resulting in 47 points

L.O.S. - Line of scrimmage, ***** - Red zone play, **+** - Touchdown return, **(ST)** - Special teams play, **(TB)** - Touchback, **(OFF)** - Offensive Recovery

2019 GAME-BY-GAME STATS



EAGLES VS. REDSKINS (9/8) -- 20+ YARD PLAYS

EAGLES: 3 pass, 0 rush

Description	Run	Pass
Carson Wentz to DeSean Jackson		53T
Carson Wentz to DeSean Jackson		51T
Carson Wentz to Zach Ertz		26

REDSKINS: 4 pass, 0 rush

Description	Run	Pass
Case Keenum to Terry McLaurin		69T
Case Keenum to Vernon Davis		48T
Case Keenum to Terry McLaurin		22
Case Keenum to Kelvin Harmon		21

EAGLES AT FALCONS (9/15) -- 20+ YARD PLAYS

EAGLES: 1 pass, 0 rush

Description	Run	Pass
Carson Wentz to Nelson Agholor		43

FALCONS: 4 pass, 1 rush

Description	Run	Pass
Matt Ryan to Julio Jones		54T
Matt Ryan to Calvin Ridley		34T
Matt Ryan to Devonta Freeman		28
Ito Smith run	28	
Matt Ryan to Julio Jones		27

EAGLES VS. LIONS (9/22) -- 20+ YARD PLAYS

EAGLES: 6 pass, 0 rush

Description	Run	Pass
Carson Wentz to Miles Sanders		40
Carson Wentz to Miles Sanders		33
Carson Wentz to Zach Ertz		23
Carson Wentz to Zach Ertz		23
Carson Wentz to Mack Hollins		20
Carson Wentz to Nelson Agholor		20T

LIONS: 3 pass, 1 rush

Description	Run	Pass
J.D. McKissic run	44	
Matthew Stafford to Marvin Jones		27
Matthew Stafford to Danny Amendola		22
Matthew Stafford to Marvin Jones		20

EAGLES AT PACKERS (9/26) -- 20+ YARD PLAYS

EAGLES: 1 pass, 1 rush

Description	Run	Pass
Miles Sanders run	30	
Carson Wentz to Jordan Howard		20T

PACKERS: 4 pass, 0 rush

Description	Run	Pass
Aaron Rodgers to Davante Adams		58
Aaron Rodgers to Davante Adams		40
Aaron Rodgers to Geronimo Allison		31
Aaron Rodgers to Marquez Valdes-Scantling		26

EAGLES VS. JETS (10/6) -- 20+ YARD PLAYS

EAGLES: 3 pass, 0 rush

Description	Run	Pass
Carson Wentz to Miles Sanders		36
Carson Wentz to Zach Ertz		21
Carson Wentz to Nelson Agholor		20

JETS: 0 pass, 0 rush

Description	Run	Pass
NONE		

EAGLES AT VIKINGS (10/13) -- 20+ YARD PLAYS

EAGLES: 5 pass, 0 rush

Description	Run	Pass
Carson Wentz to Miles Sanders		45
Carson Wentz to Miles Sanders		32T
Carson Wentz to Alshon Jeffery		26
Carson Wentz to Alshon Jeffery		23
Carson Wentz to Nelson Agholor		23

VIKINGS: 4 pass, 1 rush

Description	Run	Pass
Kirk Cousins to Stefon Diggs		62T
Kirk Cousins to Stefon Diggs		51T
Alexander Mattison run	35	
Kirk Cousins to Irv Smith Jr.		29
Kirk Cousins to Adam Thielen		20

EAGLES AT COWBOYS (10/20) -- 20+ YARD PLAYS

EAGLES: 4 pass, 0 rush

Description	Run	Pass
Carson Wentz to Alshon Jeffery		30
Carson Wentz to Dallas Goedert		28T
Carson Wentz to Zach Ertz		24
Carson Wentz to Dallas Goedert		21

COWBOYS: 2 pass, 1 rush

Description	Run	Pass
Dak Prescott to Amari Cooper		44
Dak Prescott to Amari Cooper		28
Tavon Austin run	20T	



TEAM

Won in Overtime

Eagles: 11/8/15 - at Dal., 33-27
Opponent: 12/9/18 - at Dal., 23-29

Won by Scoring in Last Two Minutes of Regulation

Eagles: 1/6/19 - at Chi., 16-15 (winning TD at 0:56)
Opponent: 10/21/18 - vs. Car., 17-21 (winning TD at 1:22)

Tied Game by Scoring in the Last Two Minutes

Eagles: 12/9/18 - loss at Dal., 23-29 (tied score at 1:39 to force OT)
Opponent: 11/8/15 - win at Dal., 33-27 OT (tied game at 0:02)

Won in Prime Time

Eagles: 9/26/19 - at GB, 34-27
Opponent: 10/20/19 - at Dal., 10-37

Shutout

Eagles: 12/30/18 - at Was., 24-0
Opponent: 12/31/17 - vs. Dal., 0-6

Won by 20-or-more Points

Eagles: 10/6/19 - vs. NYJ, 31-6
Opponent: 10/20/19 - at Dal., 10-37

Won After Trailing by 20-or-More Points

Eagles: 12/19/10 - at NYG, 38-31 (NYG ahead 31-10 in 4th quarter)
Opponent: 10/2/11 - vs. SF, 23-24 (PHI ahead 23-3 in 3rd quarter)

Held a 28-or-More Point Lead

Eagles: 1/21/18 - win vs. Min., 38-7
Opponent: 11/18/18 - loss at NO, 7-48

Held a 21-or-More Point Lead

Eagles: 10/6/19 - win vs. NYJ, 31-6
Opponent: 10/20/19 - loss at Dal., 10-37

Held a 17-or-More Point Lead

Eagles: 10/6/19 - win vs. NYJ, 31-6
Opponent: 10/20/19 - loss at Dal., 10-37

Scored 20-or-More Points in a Quarter

Eagles: 9/26/19 - win at GB, 34-27 (21, 2nd Q)
Opponent: 10/21/18 - loss vs. Car., 17-21 (21, 4th Q)

Scored 20-or-More Points in a Half

Eagles: 10/6/19 - win vs. NYJ, 31-6 (21, 1st half)
Opponent: 10/20/19 - loss at Dal., 10-37 (27, 1st half)

Held Opponent without a Touchdown

Eagles: 12/30/18 - win at Was., 24-0
Opponent: 12/31/17 - loss vs. Dal., 0-6

Touchdowns Scored by Offense and Defense

Eagles: 10/6/19 - win vs. NYJ, 31-6 (2 offense, 2 defense)
Opponent: 10/7/18 - loss vs. Min., 21-23 (1 offense, 1 defense)

Touchdowns by Offense, Defense and Special Teams

Eagles: 12/6/15 - win at NE, 35-28 (2 offense, 1 defense, 2 ST)
Opponent: 11/16/14 - loss at GB, 53-20 (4 off., 2 def., 1 ST)

No Turnovers

Eagles: 9/26/19 - win at GB, 34-27
Opponent: 9/22/19 - loss vs. Det., 24-27

Touchdown Scored on First Drive

Eagles: 10/6/19 - win vs. NYJ, 31-6
Opponent: 10/20/19 - loss at Dal., 10-37

Successful Two-Point Conversion

Eagles: 9/15/19 - Z.Ertz pass from C.Wentz at Atl.
Opponent: 10/21/18 - J.Wright pass from C.Newton vs. Car.

Failed Two-Point Conversion Attempt

Eagles: 9/26/19 - C.Wentz pass to A.Jeffery incomplete
Opponent: 10/6/19 - L.Falk pass to R.Griffin incomplete

TOTAL OFFENSE

500-or-More Total Net Yards of Offense

Eagles: 12/23/18 - vs. Hou. (519; 57 rushing, 471 passing)
Opponent: 12/9/18 - at Dal. (576; 142 rushing, 434 passing)

400-or-More Total Net Yards of Offense

Eagles: 10/13/19 - at Min. (400; 108 rushing, 292 passing)
Opponent: 10/20/19 - at Dal. (402; 189 rushing, 213 passing)

RUSHING

300-or More Net Yards Rushing by Team

Eagles: 9/3/00 - at Dal. (306)
Opponent: 9/25/60 - vs. Cle. (329)

200-or-More Net Yards Rushing by Team

Eagles: 11/19/17 - at Dal. (215)
Opponent: 10/16/16 - at Was. (230)

Individual 200-Yard Rushing Game

Eagles: 12/8/13- LeSean McCoy (29-217-2TDs) vs. Det.
Opponent: 11/22/15 - Doug Martin (27-235-0TDs) vs. TB

Individual 150-Yard Rushing Game

Eagles: 11/27/14 - LeSean McCoy (25-159-1TD) at Dal.
Opponent: 11/11/18 - Ezekiel Elliott (19-151-1TD) vs. Dal.

Individual 100-Yard Rushing Game

Eagles: 10/1/17 - LeGarrette Blount (16-136) at LAC
Opponent: 10/20/19 - Ezekiel Elliott (22-111-1TD) at Dal.

Two 100-Yard Rushers in the Same Game

Eagles: 12/22/13 - L.McCoy (18-133-2TDs) & B.Brown (9-115-1TD) vs. Det.
Opponent: 10/30/05 - M.Anderson (21-126-1TD) and T.Bell (14-107-2TDs) at Den.

Consecutive 100-Yard Rushing Games

Eagles: 11/23/14-11/27/14 - L.McCoy (21-130-1TD) vs. Ten. & (25-159-1TD) at Dal.
Opponent: 11/11/18-11/18/18 - E.Elliott (19-151-1TD) vs. Dal.; M.Ingram (16-103-2TDs) at NO; S.Barkley (13-101-1TD) vs. NYG

Combined 200-Yards Rushing by Two Players

Eagles: 12/22/13 - 248 by L.McCoy (18-133-2TDs) & B.Brown (9-115-1TD) vs. Det.
Opponent: 11/20/15 - 187 by D.Johnson (29-187-3TDs) & K.Williams (6-34-0TDs) vs. Ari.



Individual with 30-or-More Carries

Eagles: 9/9/13 - LeSean McCoy (31-184-1TD) at Was.
Opponent: 12/14/14 - DeMarco Murray (31-81-2TD) vs. Dal.

Individual with 25-or-More Carries

Eagles: 11/27/14 - LeSean McCoy (25-159-1TD) at Dal.
Opponent: 12/9/18 - Ezekiel Elliott (28-113) at Dal.

Rushing Play of 80-or-More Yards

Eagles: 10/1/00 - 85t by Brian Mitchell vs. Atl.
Opponent: 12/3/18 - 90t by Adrian Peterson vs. Was.

Rushing Play of 60-or-More Yards

Eagles: 11/19/17 - 71 by Jay Ajayi at Dal.
Opponent: 12/3/18 - 90t by Adrian Peterson vs. Was.

Rushing Play of 40-or-More Yards

Eagles: 11/19/17 - 71 by Jay Ajayi at Dal.
Opponent: 9/22/19 - 44 by J.D. McKissic vs. Det.

Individual with Three-or-More Rushing Touchdowns

Eagles: 12/18/11 - LeSean McCoy (18-102-3TDs) vs. NYJ
Opponent: 12/20/15 - David Johnson (29-187-3TDs) vs. Ari.

Individual with Two-or-More Rushing Touchdowns

Eagles: 9/26/19 - Jordan Howard (15-87-2TDs) at GB
Opponent: 12/23/18 - Deshaun Watson (8-49-2TDs) vs. Hou.

PASSING

400 Net Yards Passing by Team

Eagles: 12/23/18 - vs. Hou. (462)
Opponent: 9/26/19 - at GB (414)

300 Net Yards Passing by Team

Eagles: 9/8/19 - vs. Was. (313)
Opponent: 10/13/19 - at Min. (325)

Individual with 50-or-More Pass Attempts

Eagles: 9/30/18 - Carson Wentz (50-33-348-0-2TDs) at Ten.
Opponent: 9/26/19 - Aaron Rodgers (53-34-422-1-2TDs) at GB

Individual with 40-or-More Pass Attempts

Eagles: 10/13/19 - Carson Wentz (40-26-306-1-2TDs) at Min.
Opponent: 9/26/19 - Aaron Rodgers (53-34-422-1-2TDs) at GB

Individual with 30-or-More Pass Completions

Eagles: 12/23/18 - Nick Foles (49-35-471-1-4TDs) vs. Hou.
Opponent: 9/26/19 - Aaron Rodgers (53-34-422-1-2TDs) at GB

Individual with 25-or-More Pass Completions

Eagles: 10/13/19 - Carson Wentz (40-26-306-1-2TDs) at Min.
Opponent: 9/26/19 - Aaron Rodgers (53-34-422-1-2TDs) at GB

Individual 300-Yard Passing Game

Eagles: 10/13/19 - Carson Wentz (40-26-306-1-2TDs) at Min.
Opponent: 10/13/19 - Kirk Cousins (29-22-333-1-4TDs) at Min.

Consecutive 300-Yard Passing Games

Eagles: 1/21/18 - 2/4/18 - Nick Foles (33-26-352-0-3TDs) vs. Min. & (43-28-373-1-3TDs) at NE
Opponent: 1/6/19 - 9/15/19 - Mitchell Trubisky (43-26-303-0-1TD) at Chi., Drew Brees (38-28-301-1-2TDs) at NO, Case Keenum (44-30-380-0-3TDs) vs. Was., Matt Ryan (43-27-320-3-3TDs) at Atl.

Individual with Four-or-More Touchdown Passes

Eagles: 12/23/18 - Nick Foles (49-35-471-1-4TDs) vs. Hou.
Opponent: 10/13/19 - Kirk Cousins (29-22-333-1-4TDs) at Min.

Individual with Three-or-More Touchdown Passes

Eagles: 9/26/19 - Carson Wentz (27-16-160-0-3TDs) at GB
Opponent: 10/13/19 - Kirk Cousins (29-22-333-1-4TDs) at Min.

No Sacks Allowed

Eagles: 9/26/19 - at GB (27 attempts - Carson Wentz)
Opponent: 9/22/19 - at Det. (32 attempts - Matthew Stafford)

RECEIVING

Individual with 10-or-more Receptions

Eagles: 10/13/19 - Alshon Jeffery (10-76-1TD) at Min.
Opponent: 9/26/19 - Davante Adams (10-180) at GB

Individual with 150-Yard Receiving Game

Eagles: 9/8/19 - DeSean Jackson (8-154-2TDs) vs. Was.
Opponent: 10/13/19 - Stefon Diggs (7-167-3TDs) at Min.

Individual with 100-Yard Receiving Game

Eagles: 9/15/19 - Nelson Agholor (8-107-1TD) at Atl.
Opponent: 10/20/19 - Amari Cooper (5-106) at Dal.

Two-or-More 100-Yard Receivers in the Same Game

Eagles: 12/23/18 - Nelson Agholor (5-116-1TD) & Zach Ertz (12-110-2TDs) vs. Hou.
Opponent: 9/15/19 - Calvin Ridley (8-105-1TD) & Julio Jones (5-106-2TDs) at Atl.

Consecutive 100-Yard Receiving Games

Eagles: 9/30/18-10/7/18 - Zach Ertz (10-112) at Ten. & (10-110-1TD) vs. Min.
Opponent: 10/13/19-10/20/19 - Stefon Diggs (7-167-3TDs) at Min. & Amari Cooper (5-106) at Dal.

Individual with Three-or-More TD Receptions

Eagles: 11/3/13 - Riley Cooper (5-139-3TDs) at Oak.
Opponent: 10/13/19 - Stefon Diggs (7-167-3TDs) at Min.

Individual with Two-or-More TD Receptions

Eagles: 9/22/19 - Nelson Agholor (8-50-2TDs) vs. Det.
Opponent: 10/13/19 - Stefon Diggs (7-167-3TDs) at Min.

Pass Play of 80-or-More Yards

Eagles: 12/23/18 - 83t, Nick Foles to Nelson Agholor vs. Hou.
Opponent: 12/11/16 - 80t, Kirk Cousins to DeSean Jackson vs. Was.

Pass Play of 60-or-More Yards

Eagles: 12/23/18 - 83t, Nick Foles to Nelson Agholor vs. Hou.
Opponent: 10/13/19 - 62t, Kirk Cousins to Stefon Diggs at Min.

Pass Play of 40-or-More Yards

Eagles: 10/13/19 - 45, Carson Wentz to Miles Sanders at Min.
Opponent: 10/20/19 - 44, Dak Prescott to Amari Cooper at Dal.

NOTABLE OFFENSIVE COMBINATIONS

Led Team in Rushing & Receiving Yds. in Same Game

Eagles: 9/22/19 - Miles Sanders (13-53 rush, 2-73 rec.) vs. Det.
Opponent: 12/16/18 - Todd Gurley (12-48-2TDs rush, 10-76 rec.) at LAR



100-Yard Rusher & Receiver in the Same Game

Eagles: 11/27/14 - LeSean McCoy (25-159-1TD rush) & Jeremy Maclin (8-108 rec.) at Dal.

Opponent: 10/20/19 - Ezekiel Elliott (22-111-1TD rush) & Amari Cooper (5-106 rec.) at Dal.

100-Yard Rusher, 100-Yard Receiver & 300-Yard Passer in the Same Game

Eagles: 9/23/07 - Brian Westbrook (14-110-2TDs rush & 5-111-1TD rec.), Kevin Curtis (11-221-3TDs rec.) & Donovan McNabb (26-21-381-0-4TDs) vs. Det.

Opponent: 12/9/18 - Ezekiel Elliott (28-113 rush), Amari Cooper (10-217-3TDs rec.) & Dak Prescott (54-42-455-2-3TDs) at Dal.

Individual with at Least One Rushing and Receiving Touchdown in the Same Game

Eagles: 9/26/19 - Jordan Howard (15-87-2TDs rush, 3-28-1TD rec.) at GB

Opponent: 11/25/18 - Saquon Barkley (13-101-1TD rush, 7-41-1TD rec.) vs. NYG

Individual with at Least One Rushing Touchdown and One Touchdown Pass in the Same Game

Eagles: 9/15/19 - Carson Wentz (43-25-231-2-1TD passing, 3-3-1TD rush) at Atl.

Opponent: 10/20/19 - Dak Prescott (27-21-239-1-1TD passing, 5-30-1TD rush) at Dal.

Individual with at Least One Passing Touchdown and One Receiving Touchdown in the Same Game

Eagles: 2/4/18 - Nick Foles (43-28-373-1-3TD passes, 1-1-1TD receiving) at NE

Opponent: 11/20/16 - Russell Wilson (31-18-272-0-1TD pass, 1-15-1TD receiving) at Sea.

DEFENSE

Held Opponent Under 200 Yards Total Offense

Eagles: 10/6/19 - vs. NYJ (128; 67 rushing, 61 passing)

Opponent: 12/7/14 - vs. Sea. (139; 57 rushing, 82 passing)

Held Opponent Under 300 Yards Total Offense

Eagles: 10/6/19 - vs. NYJ (128; 67 rushing, 61 passing)

Opponent: 10/20/19 - at Dal. (283; 115 rushing, 168 passing)

Held Opponent Under 50 Yards Rushing

Eagles: 9/8/19 - vs. Was. (28)

Opponent: 9/15/19 - at Atl. (49)

Held Opponent Under 75 Yards Rushing

Eagles: 10/6/19 - vs. NYJ (67)

Opponent: 9/15/19 - at Atl. (49)

Held Opponent Under 100 Yards Rushing

Eagles: 10/6/19 - vs. NYJ (67)

Opponent: 10/6/19 - vs. NYJ (84)

Held Opponent Under 100 Net Yards Passing

Eagles: 10/6/19 - vs. NYJ (61)

Opponent: 12/7/14 - vs. Sea. (82)

Held Opponent Under 150 Net Yards Passing

Eagles: 10/6/19 - vs. NYJ (61)

Opponent: 9/6/18 - vs. Atl. (119)

Interception Return for a Touchdown

Eagles: 10/6/19 - N.Gerry, 51 yards (QB L.Falk) vs. NYJ

Opponent: 9/10/17 - R.Kerrigan, 24 yards (QB C.Wentz) at Was.

Individual with Three-or-More Interceptions

Eagles: 10/16/11 - K.Coleman (3) at Was. (QB R.Grossman)

Opponent: 12/2/07 - L.Tatupu (3) vs. Sea. (QB A.J. Feeley)

Individual with Two-or-More Interceptions

Eagles: 1/1/17 - J.Hicks (2) vs. Dal. (QB M.Sanchez)

Opponent: 9/15/19 - D.Trufant (2) at Atl. (QB C.Wentz)

Fumble Recovered for Touchdown

Eagles: 10/6/19 - O.Scandrick 44-yard return of L.Flak fumble vs. NYJ

Opponent: 10/7/18 - L.Joseph 64-yard return of C.Wentz fumble (forced by S.Weatherly) vs. Min.

Safety Scored

Eagles: 9/11/16 - R.Griffin III aborted snap. Cameron Erving credited with fumble on high snap, ball out of bounds in end zone

Opponent: 11/23/08 - S.Rocca punt blocked by J.McClain out of bounds in end zone at Bal.

1/11/09 - Intentional grounding penalty enforced on D.McNabb in end zone (NFC-D) at NYG

Seven-or-More Sacks by Team

Eagles: 10/6/19 - vs. NYJ (10)

Opponent: 11/5/12 - at NO (7)

Six-or-More Sacks by Team

Eagles: 10/6/19 - vs. NYJ (10)

Opponent: 9/17/17 - at KC (6)

Five-or-More Sacks by Team

Eagles: 10/6/19 - vs. NYJ (10)

Opponent: 9/23/18 - vs. Ind. (5)

Individual with Three-or-More Sacks

Eagles: 10/6/19 - B.Graham (3.0 sacks of L.Falk) vs. NYJ

Opponent: 9/17/17 - C.Jones (3.0 sacks of C.Wentz) at KC

Individual with Two-or-More Sacks

Eagles: 10/6/19 - B.Graham (3.0 sacks of L.Falk) & O.Scandrick (2.0 sacks of L.Falk) vs. NYJ

Opponent: 9/23/18 - D.Leonard (2.0 sacks of C.Wentz) vs. Ind.

SPECIAL TEAMS

Kickoff Return for a Touchdown

Eagles: 10/23/16 - Josh Huff, 98 yards vs. Min.

Opponent: 9/22/19 - Jamal Agnew, 100 yards vs. Det.

Kickoff Return for a Touchdown to Start a Game

Eagles: 11/23/14 - Josh Huff, 107 yards vs. Ten.

Opponent: 10/12/03 - Randal Williams, 37 yards at Dal.

Punt Return for a Touchdown

Eagles: 12/6/15 - Darren Sproles, 83 yards at NE

Opponent: 9/19/16 - Eddie Royal, 65 yards at Chi.



Blocked Punt Recovered for Touchdown

Eagles: 12/6/15 - N.Goode returned R.Allen's blocked punt (blocked by C.Maragos) 24 yards at NE
Opponent: 12/10/17 - B.Countess returned D.Jones' blocked punt (blocked by M.Thomas) 16 yards at LAR

Blocked Punt

Eagles: 12/17/17 - K.Grugier-Hill blocked punt by B.Wing at NYG
Opponent: 12/10/17 - B.Countess returned D.Jones' blocked punt (blocked by M.Thomas) 16 yards at LAR

Blocked PAT

Eagles: 12/17/17 - D.Barnett, PAT attempt by A.Rosas at NYG
Opponent: 12/13/09 - F.Robbins, PAT attempt by D.Akers vs. NYG

Missed (not blocked) PAT

Eagles: 12/23/18 - Jake Elliott vs. Hou.
Opponent: 12/23/18 - Ka'imi Fairbairn vs. Hou.

Blocked Field Goal

Eagles: 9/22/19 - M.Jenkins, 46-yd attempt by M.Prater vs. Det.
Opponent: 11/6/16 - J.Pierre-Paul, 40-yd attempt by C.Sturgis at NYG

Blocked Field Goal returned for a TD

Eagles: 10/23/05 - Matt Ware, 65-yd. return after Quintin Mikell blocked a 40-yd. att. by Nate Kaeding vs. SD
Opponent: 12/7/08 - Kevin Dockery, 71-yd. return after Justin Tuck blocked a 32-yd. att. by D.Akers at NYG

Individual with Five-or More Field Goals

Eagles: 11/23/14 - Cody Parkey (5-6) vs. Ten.
Opponent: 10/27/13 - Josh Brown (5-5) vs. NYG

Individual with Four-or More Field Goals

Eagles: 10/1/17 - Jake Elliott (4-4) at LAC
Opponent: 10/28/18 - Josh Lambo (4-4) at Jax.

Successful Onsides Kick

Eagles: 9/17/17 - J.Elliott kick recovered by T.Burton at KC (4th Q)
Opponent: 12/6/15 - S.Gostkowski kick recovered by R.Melvin at NE (4th Q)

Failed Onsides Kick Attempt

Eagles: 10/7/18 - J.Elliott kick recovered by A.Thielen vs. Min. (4th Q)
Opponent: 9/8/19 - D.Hopkins kick recovered by N.Gerry vs. Was. (4th Q)

Touchdown off of Fake Field Goal

Eagles: 12/24/1989 - C.Carter 22-yard pass from R.Ruzek vs. Pho.
Opponent: 12/20/1998 - Holder E.Bjornson 7-yard run at Dal.

Touchdown off of Fake Punt

Eagles: 9/29/02 - B.Dawkins 57 yard pass from B.Mitchell vs. Hou.
Opponent: N/A



MOST SEASONS PLAYED

Name	Seasons
1. Chuck Bednarik (1949-1962)	14
2t. Brian Dawkins (1996-2008)	13
Harold Carmichael (1971-1983)	13
Frank (Bucko) Kilroy (1943-1955)	13
Vic Sears (1941-1953)	13
6t. David Akers (1999-2010)	12
Jerry Sisemore (1973-1984)	12
Bobby Walston (1951-1962)	12

MOST CONSECUTIVE GAMES PLAYED

Name	Games
1t. Jon Dorenbos (2006-2016)	162
Harold Carmichael (1972-1983)	162
3. Randy Logan (1973-1983)	159
4. Bobby Walston (1951-1962)	148
5. Jon Runyan (2000-2008)	144
6. Ken Clarke (1977-1987)	139
7. Herman Edwards (1977-1985)	135
8. Frank LeMaster (1974-1982)	129
9. Sheldon Brown (2002-2009)	128
10. Jerry Sisemore (1974-1982)	127

MOST REGULAR SEASON GAMES PLAYED

Name	Pos	Years	Seasons	GP
1. David Akers	K	1999-2010	12	188
2. Brian Dawkins	FS	1996-2008	13	183
3. Harold Carmichael	WR	1971-1983	13	180
4. Brent Celek	TE	2007-2017	11	175
5. Chuck Bednarik	C/LB	1949-1962	14	169
6. Tra Thomas	T	1998-2008	11	166
7. Jon Dorenbos	LS	2006-2016	11	162
8. Randy Logan	S	1973-1983	11	159
9. Guy Morriss	C	1973-1983	11	158
10. Jerry Sisemore	T	1973-1984	12	156
11. Trent Cole	DE/LB	2005-2014	10	155
12t. Donovan McNabb	QB	1999-2009	11	148
Ken Clarke	DT	1978-1987	10	148
Bobby Walston	K/WR	1951-1962	12	148
15. Jon Runyan	T	2000-2008	9	144
16. Ron Jaworski	QB	1977-1986	10	142
17. William Thomas	LB	1991-1999	9	140
18t. Andre Waters	SS	1984-1993	10	137
Wes Hopkins	FS	1983-1993	10	137
20. Herman Edwards	DB	1977-1985	9	135

MOST GAMES PLAYED BY POSITION

Quarterbacks	Pos	Years	Seasons	GP
1. Donovan McNabb	QB	1999-2009	11	148
2. Ron Jaworski	QB	1977-1986	10	142
3. Randall Cunningham	QB	1985-1995	11	122
4. Norm Snead	QB	1964-1970	7	85
5. Sonny Jurgensen	QB	1957-1963	7	83

Offensive Linemen	Pos	Years	Seasons	GP
1. Chuck Bednarik	C/LB	1949-1962	14	169
2. Tra Thomas	T	1998-2008	11	166
3. Guy Morriss	C	1973-1983	11	158
4. Jerry Sisemore	T	1973-1984	12	156
5. Jon Runyan	T	2000-2008	9	144

WRs/TEs	Pos	Years	Seasons	GP
1. Harold Carmichael	WR	1971-1983	13	180
2. Brent Celek	TE	2007-2017	11	175
3. Bobby Walston	K/WR	1951-1962	12	148
4. Pete Retzlaff	E	1956-1966	11	132
5. Charles Smith	WR	1974-1981	8	118

Running Backs	Pos	Years	Seasons	GP
1. Tom Woodeshick	B	1963-1971	9	111
2. Brian Westbrook	RB	2002-2009	8	107
3. Keith Byars	RB	1986-1992	7	105
4. Wilbert Montgomery	RB	1977-1984	8	100
5. Duce Staley	RB	1997-2003	7	98

Defensive Linemen	Pos	Years	Seasons	GP
1. Trent Cole	DE/LB	2005-2014	10	155
2. Ken Clarke	DT	1978-1987	10	148
3. Brandon Graham	DE	2010-2019	10	134
4. Vic Sears	DT	1941-1953	12	131
5. Hollis Thomas	DT	1996-2005	10	126

Linebackers	Pos	Years	Seasons	GP
1. Chuck Bednarik	C/LB	1949-1962	14	169
2. William Thomas	LB	1991-1999	9	140
3. John Bunting	LB	1972-1982	11	132
4. Frank LeMaster	LB	1974-1982	9	129
5. Seth Joyner	LB	1986-1993	8	120

Secondary	Pos	Years	Seasons	GP
1. Brian Dawkins	FS	1996-2008	13	183
2. Randy Logan	S	1973-1983	11	159
3t. Andre Waters	SS	1984-1993	10	137
Wes Hopkins	FS	1983-1993	10	137
5. Herman Edwards	DB	1977-1985	9	135
6. Nate Ramsey	DB	1963-1972	10	134
7. Sheldon Brown	CB	2002-2009	8	128
8. Quintin Mikell	S	2003-2010	8	123
9. Bobby Taylor	CB	1995-2003	9	119
10t. Troy Vincent	CB	1996-2003	8	118
Brenard Wilson	S	1979-1986	8	118

Kickers	Pos	Years	Seasons	GP
1. David Akers	K	1999-2010	12	188
2. Bobby Walston	K/WR	1951-1962	12	148
3. Sam Baker	K	1964-1969	6	82
4. Tony Franklin	K	1979-1983	5	73
5. Paul McFadden	K	1984-1987	4	60

Punters	Pos	Years	Seasons	GP
1. Donnie Jones	P	2013-2017	5	80
2. Max Runager	P	1979-83, 1989	6	72
3. Sean Landeta	P	1999-02, 2005	5	65
4t. Sav Rocca	P	2007-2010	4	64
Jeff Feagles	P	1990-1993	4	64
Tom Hutton	P	1995-1998	4	64



ALL-TIME LEADING SCORERS

Player	Years	Games	TDs	XPM	XPA	FGM	FGA	2pt	Pts
1. David Akers	1999-2010 (12)	188	0	441	447	294	357	0	1323
2. Bobby Walston (WR/K)	1951-1962 (12)	148	46	365	383	80	157	0	881
3. Sam Baker	1964-1969 (6)	82	0	205	213	90	153	0	475
4. Harold Carmichael (WR)	1971-1983 (13)	180	79	0	0	0	0	0	474
5. Steve Van Buren (B)	1944-1951 (8)	83	77	2	2	0	0	0	464
6. Tony Franklin	1979-1983 (5)	73	0	172	182	80	128	0	412
7. Brian Westbrook (RB)	2002-2009 (8)	107	68	0	0	0	0	1	410
8. Tommy McDonald (FL)	1957-1963 (7)	88	67	0	0	0	0	0	402
9. Paul McFadden	1984-1987 (4)	60	0	117	119	91	124	0	390
10. Roger Ruzek	1989-1993 (5)	58	0	139	151	81	108	0	382
11. Pete Pihos (E)	1947-1955 (9)	107	63	0	0	0	0	0	378
12. Timmy Brown (B)	1960-1967 (8)	96	62	0	0	0	0	0	372
13. Mike Quick (WR)	1982-1990 (9)	101	61	0	0	0	0	0	366
14. Wilbert Montgomery (RB)	1977-1984 (8)	100	58	0	0	0	0	0	348
15. Alex Henery	2011-2013 (3)	48	0	116	117	74	86	0	338
16. LeSean McCoy (RB)	2009-2014 (6)	90	54	0	0	0	0	1	326
17t. Tom Dempsey	1971-1974 (4)	47	0	84	90	66	108	0	282
Pete Retzlaff (E)	1956-1966 (11)	132	47	0	0	0	0	0	282
19. Jake Elliott	2017-19 (3)	38	0	89	94	60	70	0	269
20. DeSean Jackson (WR)	2008-2013, 19 (7)	89	41	0	0	0	0	0	246

MOST TOUCHDOWNS, Career

PLAYER	TDs
1. Harold Carmichael (WR)	79
2. Steve Van Buren (B)	77
3. Brian Westbrook (RB)	68
4. Tommy McDonald (FL)	67
5. Pete Pihos (E)	63
6. Timmy Brown (B)	62
7. Mike Quick (WR)	61
8. Wilbert Montgomery (RB)	58
9. LeSean McCoy (RB)	54
10. Pete Retzlaff (E)	47

MOST FGs MADE, Career

PLAYER	FGM
1. David Akers	294
2. Paul McFadden	91
3. Sam Baker	90
4. Roger Ruzek	81
5t. Tony Franklin	80
Bobby Walston (WR/K)	80
7. Alex Henery	74
8. Tom Dempsey	66
9. Jake Elliott	60
10. Caleb Sturgis	56

MOST FGAs, Career

PLAYER	FGA
1. David Akers	357
2. Bobby Walston (WR/K)	157
3. Sam Baker	153
4. Tony Franklin	128
5. Paul McFadden	124
6t. Roger Ruzek	108
Tom Dempsey	108
8. Alex Henery	86
9. Jake Elliott	70
10. Caleb Sturgis	66

MOST PATs MADE, Career

PLAYER	XPM
1. David Akers	441
2. Bobby Walston (WR/K)	365
3. Sam Baker	205
4. Tony Franklin	172
5. Cliff Patton	160
6. Roger Ruzek	139
7. Paul McFadden	117
8. Alex Henery	116
9t. Jake Elliott	89
Roy Zimmerman	89

MOST PATs ATT., Career

PLAYER	XPA
1. David Akers	447
2. Bobby Walston (WR/K)	383
3. Sam Baker	213
4. Tony Franklin	182
5. Cliff Patton	166
6. Roger Ruzek	151
7. Paul McFadden	119
8. Alex Henery	117
9. Roy Zimmerman	98
10. Jake Elliott	94

MOST POINTS, SEASON

Player	Year	TDs	XPM	XPA	FGM	FGA	2pt	Pts
1. Cody Parkey	2014	0	54	54	32	36	0	150
2. David Akers	2008	0	45	45	33	40	0	144
3. David Akers	2010	0	47	47	32	38	0	143
4. David Akers	2009	0	43	45	32	37	0	139
5. Caleb Sturgis	2016	0	30	31	35	41	0	135
6. David Akers	2002	0	43	43	30	34	0	133
7. David Akers	2004	0	41	42	27	32	0	122
8. David Akers	2000	0	34	36	29	33	0	121
9. LeSean McCoy (RB)	2011	20	0	0	0	0	0	120
10. Alex Henery	2011	0	46	46	24	27	0	118

Led NFL

Led Conference

LONGEST FIELD GOALS

PLAYER	GAME	LG
1. Jake Elliott	9/24/17 vs. Giants	61
2. Tony Franklin	11/12/79 at Cowboys	59
3. David Akers	9/14/03 vs. Patriots	57
4. Jake Elliott	11/11/18 vs. Cowboys	56
5. Caleb Sturgis	10/30/16 at Cowboys	55
6t. Cody Parkey	10/26/14 at Cardinals	54
Tom Dempsey	12/12/71 vs. StL Cardinals	54
8t. Jake Elliott	10/13/19 at Vikings	53
Jake Elliott	10/1/17 at LA Chargers	53
Caleb Sturgis	9/19/16 at Bears	53
Caleb Sturgis	11/8/15 at Cowboys	53
David Akers	9/30/07 at Giants	53
David Akers	10/24/99 at Dolphins	53
Roger Ruzek	12/9/90 at Dolphins	53

ALL-TIME SCORING

TDs by rushing	1,041
TDs by reception	1,648
TDs by INT return	100
TDs by kickoff return	29
TDs by punt return	32
TDs by fumble return	81
TDs by blocked punt	11
FGs made	1,340



TOP SINGLE-GAME SCORING PERFORMANCES

MOST POINTS, Game

PLAYER	GAME	PTS
1. Bobby Walston (WR/K)	10/17/1954 at Redskins	25
2t. Brian Westbrook (RB)	11/27/2008 vs. Cardinals	24
Irving Fryar (WR)	10/20/1996 vs. Dolphins	24
Wilbert Montgomery (RB)	10/7/1979 vs. Redskins	24
Wilbert Montgomery (RB)	9/10/1978 at Redskins	24
Ben Hawkins (FL)	9/28/1969 vs. Steelers	24
Tommy McDonald (FL)	10/4/1959 vs. Giants	24
Clarence Peaks (B)	11/16/1958 vs. Chi. Cardinals	24

MOST TOUCHDOWNS, Game

PLAYER	GAME	TDS
1t. Brian Westbrook (RB)	11/27/2008 vs. Cardinals	4
Irving Fryar (WR)	10/20/1996 vs. Dolphins	4
Wilbert Montgomery (RB)	10/7/1979 vs. Redskins	4
Wilbert Montgomery (RB)	9/10/1978 at Redskins	4
Ben Hawkins (FL)	9/28/1969 vs. Steelers	4
Tommy McDonald (FL)	10/4/1959 vs. Giants	4
Clarence Peaks (B)	11/16/1958 vs. Chi. Cardinals	4

MOST FIELD GOALS MADE, Game

PLAYER	GAME	FGM
1. Tom Dempsey	11/12/1972 at Houston Oilers	6
2t. Cody Parkey	11/23/2014 vs. Titans	5
Alex Henery	10/6/2013 at Giants	5
David Akers	11/18/2001 at Cowboys	5
Gary Anderson	12/22/1996 vs. Ari. Cardinals	5
Gary Anderson	10/1/1995 at Saints	5

MOST FIELD GOALS ATTEMPTED, Game

PLAYER	GAME	FGA
1t. Tom Dempsey	11/12/1972 at Houston Oilers	7
Sam Baker	12/5/1965 vs. Cowboys	7
3t. Cody Parkey	11/23/2014 vs. Titans	6
David Akers	10/3/2004 at Bears	6
Tom Dempsey	10/7/1973 at Bills	6

MOST CONSECUTIVE FIELD GOALS MADE

PLAYER (YEARS)	FGs
1. Alex Henery (2012)	22
2. Caleb Sturgis (2016)	18
3t. Cody Parkey (2014)	17
Alex Henery (2011-12) (16 in 2011, 1 in 2012)	17
David Akers (2009)	17
David Akers (2001)	17
7t. David Akers (2008)	15
David Akers (2004)	15
9t. Jake Elliott (2018)	13
David Akers (2003)	13
David Akers (1999-2000) (1 in 1999, 12 in 2000)	13

MOST TOUCHDOWNS, Season

PLAYER (YEAR)	TDS
1. LeSean McCoy (2011)	20
2. Steve Van Buren (1945)	18
3t. Brian Westbrook (2008)	14
Terrell Owens (2004)	14
Wilbert Montgomery (1979)	14
Steve Van Buren (1947)	14

MOST FGs MADE, Season

PLAYER (YEAR)	FGM
1. Caleb Sturgis (2016)	35
2. David Akers (2008)	33
3t. Cody Parkey (2014)	32
David Akers (2010)	32
David Akers (2009)	32

MOST FGA, Season

PLAYER (YEAR)	FGA
1. Caleb Sturgis (2016)	41
2t. David Akers (2008)	40
Tom Dempsey (1973)	40
4. David Akers (2010)	38
5t. David Akers (2009)	37
Paul McFadden (1984)	37

MOST PATs ATTEMPTED, Season

PLAYER (YEAR)	XPA
1. Cody Parkey (2014)	54
2. Cliff Patton (1948)	50
3. [4 times] last by David Akers (2006)	48

MOST PATs MADE, Season

PLAYER (YEAR)	XPM
1. Cody Parkey (2014)	54
2. Cliff Patton (1948)	50
3t. David Akers (2006)	48
Tony Franklin (1980)	48
5. David Akers (2010)	47

MOST CONSECUTIVE GAMES WITH A TD

PLAYER (YEAR)	GAMES
1. LeSean McCoy (2011)	9
2. Steve Van Buren (1947)	8
3. [5 times] last by Ricky Watters (1995)	6

MOST CONSECUTIVE PATs MADE

PLAYER (YEARS)	XPM
1. David Akers (2004-2009)	173
2. David Akers (2001-04)	153
3. Cliff Patton (1947-49)	84



ALL-TIME LEADING PASSERS

Player	Years	Gm	Att	Cmp	Pct	Yds	TD	INT	Lg	QB	INT
										Rat	Pct
1. Donovan McNabb	1999-2009 (11)	148	4,746	2,801	59.0	32,873	216	100	91t	86.5	2.1
2. Ron Jaworski	1977-86 (10)	142	3,918	2,088	53.3	26,963	175	151	99t	74.0	3.9
3. Randall Cunningham	1985-95 (11)	122	3,362	1,874	55.7	22,877	150	105	95t	78.7	3.1
4. Norm Snead	1964-70 (7)	85	2,236	1,154	51.6	15,672	111	124	87t	67.7	5.5
5. Carson Wentz	2016-19 (4)	47	1,688	1,070	63.4	11,801	83	32	73t	92.5	1.9
6. Tommy Thompson	1941-50 (8)	88	1,396	723	51.8	10,240	90	100	75t	67.4	7.2
7. Michael Vick	2009-13 (5)	54	1,300	773	59.5	9,984	57	33	91t	87.7	2.5
8. Sonny Jurgensen	1957-63 (7)	83	1,107	602	54.4	9,639	76	73	84	79.1	6.6
9. Nick Foles	2012-14, 17-18 (5)	40	1,189	748	62.9	8,703	58	23	83t	93.2	1.9
10. Bobby Thomason	1952-57 (6)	68	1,113	556	50.0	8,124	57	80	67t	61.2	7.2
11. Norm Van Brocklin	1958-60 (3)	36	998	542	54.3	7,497	55	51	91t	75.7	5.1
12. Roman Gabriel	1973-77 (5)	53	1,185	661	55.8	7,221	47	37	80t	74.2	3.1
13. Adrian Burk	1951-56 (6)	70	960	457	47.6	6,203	55	77	84t	54.4	8.0
14. Rodney Peete	1995-98 (4)	30	756	434	57.4	4,945	17	27	62	69.8	3.6
15. Ty Detmer	1996-97 (2)	21	645	372	57.7	4,478	22	19	57	78.2	2.9
16. King Hill	1961-68 (8)	71	635	325	51.2	4,308	29	51	92t	54.8	8.0
17. Sam Bradford	2015 (1)	14	532	346	65.0	3,725	19	14	78t	86.4	2.6
18. Roy Zimmerman	1943-46 (4)	41	435	190	43.7	3,219	30	43	75t	52.7	9.9
19. Mark Sanchez	2014-15 (2)	13	400	257	64.3	3,034	18	15	72	86.6	3.8
20. Pete Liske	1971-72 (2)	28	407	214	52.6	2,930	14	22	69t	64.8	5.4

MOST TD PASSES, Career

PLAYER	TDs
1. Donovan McNabb	216
2. Ron Jaworski	175
3. Randall Cunningham	150
4. Norm Snead	111
5. Tommy Thompson	90
6. Carson Wentz	83
7. Sonny Jurgensen	76
8. Nick Foles	58
9t. Michael Vick	57
Bobby Thomason	57

MOST ATTEMPTS, Career

PLAYER	ATTs
1. Donovan McNabb	4,746
2. Ron Jaworski	3,918
3. Randall Cunningham	3,362
4. Norm Snead	2,236
5. Carson Wentz	1,688
6. Tommy Thompson	1,396
7. Michael Vick	1,300
8. Nick Foles	1,189
9. Roman Gabriel	1,185
10. Bobby Thomason	1,113

MOST COMPLETIONS, Career

PLAYER	COMPS
1. Donovan McNabb	2,801
2. Ron Jaworski	2,088
3. Randall Cunningham	1,874
4. Norm Snead	1,154
5. Carson Wentz	1,070
6. Michael Vick	773
7. Nick Foles	748
8. Tommy Thompson	723
9. Roman Gabriel	661
10. Sonny Jurgensen	602

BEST COMP. PCT., Career

PLAYER	COMP%
1. Sam Bradford	65.0
2. Carson Wentz	63.4
3. Nick Foles	62.9
4. Michael Vick	59.5
5. Donovan McNabb	59.0
6. Ty Detmer	57.7
7. Rodney Peete	57.4
8. Roman Gabriel	55.8
9. Randall Cunningham	55.7
10. Sonny Jurgensen	54.4

(min. 500 attempts)

BEST QB RATING, Career

PLAYER	QB RATING
1. Nick Foles	93.2
2. Carson Wentz	92.5
3. Michael Vick	87.7
4. Donovan McNabb	86.5
5. Sam Bradford	86.4
6. Sonny Jurgensen	79.1
7. Randall Cunningham	78.7
8. Ty Detmer	78.2
9. Norm Van Brocklin	75.7
10. Roman Gabriel	74.2

(min. 500 attempts)

MOST INTs, Career

PLAYER	INTs
1. Ron Jaworski	151
2. Norm Snead	124
3. Randall Cunningham	105
4t. Donovan McNabb	100
Tommy Thompson	100
6. Bobby Thomason	80
7. Adrian Burk	77
8. Sonny Jurgensen	73
9t. King Hill	51
Norm Van Brocklin	51



MOST PASSING YARDS, SEASON

Player	Year	Att	Cmp	Pct	Yds	TD	INT	Lg	QB Rat	INT Pct
1. Donovan McNabb	2008	571	345	60.4	3,916	23	11	90t	86.4	1.9
2. Donovan McNabb	2004	469	300	64.0	3,875	31	8	80	104.7	1.7
3. Randall Cunningham	1988	560	301	53.8	3,808	24	16	80t	77.6	2.9
4. Carson Wentz (rookie)	2016	607	379	62.4	3,782	16	14	73t	79.3	2.3
5. Sam Bradford	2015	532	346	65.0	3,725	19	14	78t	86.4	2.6
6. Sonny Jurgensen	1961	416	235	56.5	3,723	32	24	69	88.1	5.8
7. Donovan McNabb	2009	443	267	60.3	3,553	22	10	60t	92.9	2.3
8. Ron Jaworski	1980	451	257	57.0	3,529	27	12	56t	91.0	2.7
9. Randall Cunningham	1990	465	271	58.3	3,466	30	13	95t	91.6	2.8
10. Ron Jaworski	1985	484	255	52.7	3,450	17	20	99t	70.2	4.1

Led NFL

Led Conference

MOST ATTEMPTS, Season

PLAYER (YEAR)	ATT
1. Carson Wentz (2016)	607
2. Donovan McNabb (2008)	571
3. Donovan McNabb (2000)	569
4. Randall Cunningham (1988)	560
5t. Sam Bradford (2015)	532
Randall Cunningham (1989)	532

MOST COMPLETIONS, Season

PLAYER (YEAR)	COMP
1. Carson Wentz (2016)	379
2. Sam Bradford (2015)	346
3. Donovan McNabb (2008)	345
4. Donovan McNabb (2000)	330
5. Randall Cunningham (1988)	301

MOST TD PASSES, Season

PLAYER (YEAR)	TDs
1. Carson Wentz (2017)	33
2. Sonny Jurgensen (1961)	32
3. Donovan McNabb (2004)	31
4. Randall Cunningham (1990)	30
5. Norm Snead (1967)	29

BEST COMPLETION PERCENTAGE, Season

PLAYER (YEAR)	COMP%
1. Carson Wentz (2018)	69.58
2. Sam Bradford (2015)	65.03
3. Mark Sanchez (2014)	64.08
4. Nick Foles (2013)	64.04
5. Donovan McNabb (2004)	63.97
6. Michael Vick (2010)	62.63

(min. 250 attempts)

BEST QB RATING, Season

PLAYER (YEAR)	QB RATING
1. Nick Foles (2013)	119.2
2. Donovan McNabb (2004)	104.7
3. Carson Wentz (2018)	102.2
4. Carson Wentz (2017)	101.9
5. Michael Vick (2010)	100.2
6. Donovan McNabb (2006)	95.5
7. Donovan McNabb (2009)	92.9

(min. 250 attempts)

FEWEST INTERCEPTIONS, Season

PLAYER (YEAR)	INTs
1. Nick Foles (2013, 317)	2
2t. Nick Foles (2012, 265)	5
Bubby Brister (1993, 309)	5
4t. Michael Vick (2010, 372)	6
Donovan McNabb (2002, 361)	6
Donovan McNabb (2006, 316)	6

(min. 250 attempts)

LOWEST INT PERCENTAGE, Season

PLAYER (YEAR)	PCT
1. Nick Foles (2013, 2-317)	0.63
2. Donovan McNabb (2007, 7-473)	1.48
3. Carson Wentz (2017, 7-440)	1.59
4. Michael Vick (2010, 6-372)	1.61
5. Bubby Brister (1993, 5-309)	1.61
6. Donovan McNabb (2002, 6-361)	1.66

(min. 250 attempts)

MOST INTERCEPTIONS, Season

PLAYER (YEAR)	INTs
1. Sonny Jurgensen (1962)	26
2t. Norm Snead (1967)	24
Sonny Jurgensen (1961)	24
4t. Norm Snead (1969)	23
Adrian Burk (1951)	23



TOP SINGLE-GAME PASSING PERFORMANCES

MOST YARDS, Game

PLAYER	GAME	YARDS
1. Nick Foles	12/23/18 vs. Texans	471
2. Donovan McNabb	12/5/2004 vs. Packers	464
3. Donovan McNabb	11/15/2009 at Chargers	450
4. Randall Cunningham	9/17/1989 vs. at Redskins	447
5. Bobby Thomason	11/8/1953 vs. Giants	437
6. Sonny Jurgensen	10/29/1961 at Redskins	436
7t. Nick Foles	12/15/2013 at Vikings	428
Michael Vick	9/15/2013 vs. Chargers	428
9. Sonny Jurgensen	12/16/1962 at StL Cardinals	419
10. Michael Vick	10/2/2011 vs. 49ers	416

MOST TD PASSES, Game

PLAYER	GAME	TDs
1t. Nick Foles	11/3/2013 at Raiders	*7
Adrian Burk	10/17/1954 at Redskins	*7
3t. Donovan McNabb	9/18/2005 vs. 49ers	5
Donovan McNabb	12/5/2004 vs. Packers	5
Randall Cunningham	9/17/1989 vs. at Redskins	5
Norm Snead	9/28/1969 vs. Steelers	5
Sonny Jurgensen	12/16/1962 at StL Cardinals	5
Sonny Jurgensen	11/26/1961 vs. Cowboys	5
Adrian Burk	11/28/1954 vs. Redskins	5

* NFL Record

MOST ATTEMPTS, Game

PLAYER	GAME	ATT
1t. Nick Foles	10/26/2014 at Cardinals	62
Randall Cunningham	10/2/1989 at Bears	62
3t. Carson Wentz	12/4/2016 at Bengals	60
Davey O'Brien	12/1/1940 at Redskins	60
5. Donovan McNabb	11/16/2008 at Bengals	58

MOST COMPLETIONS, Game

PLAYER	GAME	COMP
1t. Sam Bradford	12/26/2015 vs Redskins	37
Mark Sanchez	12/20/2014 at Redskins	37
3t. Carson Wentz	12/4/2016 at Bengals	36
Sam Bradford	9/14/2015 at Falcons	36
Nick Foles	10/26/2014 at Cardinals	36

BEST COMPLETION PERCENTAGE, Game

PLAYER	GAME	COMP-ATT	PCT
1. Nick Foles	12/30/2018 at Redskins	28-33	84.8
2. Nick Foles	12/22/2013 vs. Bears	21-25	84.0
3. Rodney Peete	9/15/1996 vs. Lions	25-30	83.3
4t. Nate Sudfeld	12/31/2017 vs. Cowboys	19-23	82.6
Jeff Garcia	11/26/2006 at Colts	19-23	82.6
6. Carson Wentz	10/21/2018 vs. Panthers	30-37	81.1

MOST INTERCEPTIONS, Game

PLAYER	GAME	INTs
1t. Pete Liske	9/26/1971 vs. Cowboys	6
Bobby Thomason	10/21/1956 vs. Chi. Cardinals	6

LONGEST PASSING PLAYS

PLAYER (GAME)	YARDS
1. Ron Jaworski to Mike Quick (11/10/1985 vs. Falcons)	99t*
2. Randall Cunningham to Fred Barnett (12/2/1990 at Bills)	95t
3. Randall Cunningham to Herschel Walker (9/4/1994 at Giants) . . .	93
4. King Hill to Ben Hawkins (9/22/1968 vs. Giants)	92t
5t. Michael Vick to DeSean Jackson (12/12/2010 at Cowboys)	91t
Donovan McNabb to Terrell Owens (10/30/2005 at Broncos)	91t
Norm Van Brocklin to T. McDonald (10/5/1958 vs. Giants)	91t
8t. Donovan McNabb to Hank Baskett (9/7/2008 vs. Rams)	90t
Ron Jaworski to Mike Quick (10/28/1984 vs. StL Cardinals)	90t
10. A.J. Feeley to Hank Baskett (12/31/2006 vs. Falcons)	89t

* NFL Record

MOST CONSECUTIVE COMPLETIONS

PLAYER	GAME(S)	COMP
1. Nick Foles	12/30/2018 at Redskins	*25
2. Donovan McNabb	last 10, 11/28/2004 at NYG & first 14, 12/5/2004 vs. Packers	24
3. Donovan McNabb	9/23/2007 vs. Lions	18
4t. Carson Wentz	10/21/2018 vs. Panthers	15
Donovan McNabb	9/21/2008 vs. Steelers	^15

*NFL Record (tied with two others)

^Most consecutive pass completions to start a game



ALL-TIME LEADING RUSHERS

PLAYER	YEARS	GM	ATT	YARDS	AVG	LG	TDs
1. LeSean McCoy	2009-2014 (6)	90	1,461	6,792	4.6	66t	44
2. Wilbert Montgomery	1977-1984 (8)	100	1,465	6,538	4.5	90t	45
3. Brian Westbrook	2002-2009 (8)	107	1,308	5,995	4.6	71t	37
4. Steve Van Buren	1944-1951 (8)	83	1,320	5,860	4.4	70t	69
5. Duce Staley	1997-2003 (7)	98	1,200	4,807	4.0	64t	22
6. Randall Cunningham (QB)	1985-1995 (11)	122	677	4,482	6.6	52t	32
7. Ricky Watters	1995-1997 (3)	48	975	3,794	3.9	57	31
8. Timmy Brown	1960-1967 (8)	96	850	3,703	4.4	61t	29
9. Tom Woodeshick	1963-1971 (9)	111	831	3,563	4.3	57t	21
10. Donovan McNabb (QB)	1999-2009 (11)	148	573	3,249	5.7	54	28
11. Tom Sullivan	1972-1977 (6)	80	871	3,135	3.6	37	17
12. Clarence Peaks	1957-1963 (7)	83	786	2,927	3.7	57	19
13. Keith Byars	1986-1992 (7)	105	750	2,672	3.6	52	17
14. Billy Barnes	1957-1961 (5)	60	689	2,391	3.5	70t	20
15. Herschel Walker	1992-1994 (3)	48	554	2,344	4.2	91t	14
16. Anthony Toney (FB)	1986-1990 (5)	67	639	2,294	3.6	44	14
17. Charlie Garner	1994-1998 (5)	66	495	2,261	4.6	55t	17
18. Correll Buckhalter	2001-2008 (8)	74	476	2,155	4.5	64t	18
19. Heath Sherman	1989-1993 (5)	76	537	2,130	4.0	37	10
20. Michael Vick	2009-2013 (5)	54	298	1,998	6.7	61	15

MOST ATTEMPTS, Career

PLAYER	ATT
1. Wilbert Montgomery	1,465
2. LeSean McCoy	1,461
3. Steve Van Buren	1,320
4. Brian Westbrook	1,308
5. Duce Staley	1,200
6. Ricky Watters	975
7. Tom Sullivan	871
8. Timmy Brown	850
9. Tom Woodeshick	831
10. Clarence Peaks	786

MOST TOUCHDOWNS, Career

PLAYER	TDs
1. Steve Van Buren	69
2. Wilbert Montgomery	45
3. LeSean McCoy	44
4. Brian Westbrook	37
5. Randall Cunningham (QB)	32
6. Ricky Watters	31
7. Timmy Brown	29
8. Donovan McNabb (QB)	28
9. Duce Staley	22
10. Tom Woodeshick	21

MOST RUSHING YARDS, SEASON

PLAYER	YEAR	ATT	YARDS	AVG	LG	TDs
1. LeSean McCoy	2013	314	1,607	5.1	57t	9
2. Wilbert Montgomery	1979	338	1,512	4.5	62t	9
3. Ricky Watters	1996	353	1,411	4.0	56t	13
4. Wilbert Montgomery	1981	286	1,402	4.9	41	8
5. Brian Westbrook	2007	278	1,333	4.8	36	7
6. LeSean McCoy	2014	312	1,319	4.2	53	5
7. LeSean McCoy	2011	273	1,309	4.8	60	17
8t. Duce Staley	1999	325	1,273	3.9	29	4
Ricky Watters	1995	337	1,273	3.8	57	11
10. Wilbert Montgomery	1978	259	1,220	4.7	47	9
11. Brian Westbrook	2006	240	1,217	5.1	71t	7
12. Steve Van Buren	1949	263	1,146	4.4	41	11
13. Ricky Watters	1997	285	1,110	3.9	28	7
14. LeSean McCoy	2010	207	1,080	5.2	62	7
15. Herschel Walker	1992	267	1,070	4.0	38	8
16. Duce Staley	1998	258	1,065	4.1	64t	5
17. Duce Staley	2002	269	1,029	3.8	57	5
18. Earnest Jackson	1985	282	1,028	3.6	59	5
19. Steve Van Buren	1947	217	1,008	4.6	45	13

BEST RUSHING AVG, Career

PLAYER	AVG
1. Randall Cunningham (QB)	6.62
2. Donovan McNabb (QB)	5.67
3. LeSean McCoy	4.65
4. Brian Westbrook	4.58
5. Charlie Garner	4.57
6. Correll Buckhalter	4.53
7. Wilbert Montgomery	4.46
8. Steve Van Buren	4.44
9. Timmy Brown	4.36
10. Tom Woodeshick	4.29

(min. 400 attempts)

LONGEST RUSHING PLAYS

PLAYER (GAME)	YARDS
1. Herschel Walker (11/27/94 at Falcons)	91t
2. Wilbert Montgomery (12/19/82 vs. Oilers)	90t
3. Brian Mitchell (10/1/00 vs. Falcons)	85t
4. Swede Hanson (9/16/34 at Packers)	81t
5. Leroy Harris (11/25/79 at Packers)	80
6. Bosh Pritchard (10/23/49 vs. Redskins)	77t
7. Herman Hunter (11/24/85 at Cowboys)	74t
8. Wilbert Montgomery (9/14/80 at Vikings)	72t
9t. Jay Ajayi (11/19/17 at Cowboys)	71
Brian Westbrook (9/24/06 at 49ers)	71t
John Brewer (10/4/52 vs. Giants)	71t

Led NFL

Led Conference



TOP SINGLE-GAME RUSHING PERFORMANCES

MOST YARDS, Game

PLAYER	GAME	YARDS
1. LeSean McCoy	12/8/2013 vs. Lions	217
2. Steve Van Buren	11/27/1949 vs. Steelers	205
3. Duce Staley	9/3/2000 at Cowboys	201
4. Wilbert Montgomery	11/4/1979 vs. Browns	197
5. Steve Van Buren	12/18/1949 at Rams	196
6. Wilbert Montgomery	1/11/1981 vs. Cowboys	194
7. Swede Hanson	11/6/1934 vs. Cin. Reds	190
8. Timmy Brown	11/7/1965 at Browns	186
9. LeSean McCoy	10/30/2011 vs. Cowboys	185
10. LeSean McCoy	9/9/2013 at Redskins	184

MOST ATTEMPTS, Game

PLAYER	GAME	ATT
1t. Heath Sherman	10/6/1991 at Buccaneers	35
Heath Sherman	11/12/1990 vs. Redskins	35
Steve Van Buren	11/20/1949 vs. NY Bulldogs	35
4. Earnest Jackson	11/17/1985 at StL Cardinals	34
5t. Brian Westbrook	12/7/2008 at Giants	33
Ricky Watters	12/10/1995 vs. Cowboys	33
Steve Van Buren	10/3/1949 at Lions	33

MOST TOUCHDOWNS, Game

PLAYER	GAME	TDs
1t. LeSean McCoy	12/18/2011 vs. Jets	3
LeSean McCoy	9/19/2010 at Lions	3
Charlie Garner	10/8/1995 vs. Redskins	3
Wilbert Montgomery	12/19/1982 vs. Houston Oilers	3
Wilbert Montgomery	10/7/1979 vs. Redskins	3
Wilbert Montgomery	9/10/1978 at Redskins	3
Tom Sullivan	10/13/1974 vs. Giants	3
Clarence Peaks	11/16/1958 vs. Chi. Cardinals	3
Steve Van Buren	10/17/1948 at Redskins	3
Steve Van Buren	12/14/1947 vs. Packers	3
Steve Van Buren	12/9/1945 vs. Boston Yanks	3

MOST ATTEMPTS, Season

PLAYER (YEAR)	ATT
1. Ricky Watters (1996)	353
2. Wilbert Montgomery (1979)	338
3. Ricky Watters (1995)	337
4. Duce Staley (1999)	325
5. LeSean McCoy (2013)	314

MOST TOUCHDOWNS, Season

PLAYER (YEAR)	TDs
1. LeSean McCoy (2011)	17
2. Steve Van Buren (1945)	15
3t. Ricky Watters (1996)	13
Steve Van Buren (1947)	13
5. (three times) last by Ricky Watters (1995)	11

CONSECUTIVE GAMES WITH RUSHING TD

PLAYER (YEAR)	TDs
1. Steve Van Buren (1947)	8
2. Ricky Watters (1995)	6
3t. Steve Van Buren (1948)	5
LeSean McCoy (2011)	5
5. (many times) last by Michael Vick (2010)	4

MOST 100-YARD GAMES, Season

PLAYER (YEAR)	GAMES
1. Wilbert Montgomery (1981)	8
2t. LeSean McCoy (2013)	7
Wilbert Montgomery (1979)	7
4t. LeSean McCoy (2011)	6
Brian Westbrook (2007)	6
Brian Westbrook (2006)	6
Ricky Watters (1996)	6
Wilbert Montgomery (1978)	6

(regular season only)

CONSECUTIVE 100-YARD RUSHING GAMES

PLAYER (YEAR)	GAMES
1. Steve Van Buren (1948)	4
2t. Brian Westbrook (2006)	3
Wilbert Montgomery (1981)	3
Wilbert Montgomery (1979)	3
Wilbert Montgomery (1978)	3



ALL-TIME LEADING RECEIVERS

PLAYER	YEARS	GM	REC	YARDS	AVG	LG	TDs
1. Harold Carmichael	1971-1983 (13)	180	589	8,978	15.2	85t	79
2. Zach Ertz (TE)	2013-2019 (7)	98	472	5,231	11.1	60	30
3. Pete Retzlaff (TE)	1956-1966 (11)	132	452	7,412	16.4	84	47
4. Brian Westbrook (RB)	2002-2009 (8)	107	426	3,790	8.9	62	29
5. Brent Celek (TE)	2007-2017 (11)	175	398	4,998	12.6	73	31
6. Pete Pihos (E)	1947-1955 (9)	107	373	5,619	15.1	66t	61
7. Keith Byars (RB)	1986-1992 (7)	105	371	3,532	9.5	60	13
8. DeSean Jackson	2008-2013, 19 (7)	89	364	6,271	17.2	91t	34
9. Mike Quick	1982-1990 (9)	101	363	6,464	17.8	99t	61
10. Jeremy Maclin	2009-2014 (6)	75	343	4,771	13.9	83t	36
11. Bobby Walston (WR/K)	1951-1962 (12)	148	311	5,363	17.2	75t	46
12. Fred Barnett	1990-1995 (6)	81	308	4,634	15.0	95t	28
13. LeSean McCoy (RB)	2009-2014 (6)	90	300	2,282	7.6	70	10
14. Jason Avant	2006-2013 (8)	116	297	3,646	12.3	58	12
15. Calvin Williams	1990-1996 (7)	93	295	3,840	13.0	80t	34
16. Tommy McDonald (FL)	1957-1963 (7)	88	287	5,499	19.2	91t	66
17. Duce Staley (RB)	1997-2003 (7)	98	275	2,498	9.1	52t	10
18. Wilbert Montgomery (RB)	1977-1984 (8)	100	266	2,447	9.2	53t	12
19. Ben Hawkins (FL)	1966-1973 (8)	102	261	4,764	18.3	92t	32
20. Jordan Matthews (WR)	2014-16, 2018 (4)	60	245	2,973	12.1	78t	21

MOST RECEIVING YARDS, Career

PLAYER	YARDS
1. Harold Carmichael	8,978
2. Pete Retzlaff (E)	7,412
3. Mike Quick	6,464
4. DeSean Jackson	6,271
5. Pete Pihos (E)	5,619
6. Tommy McDonald (FL)	5,499
7. Bobby Walston (WR/K)	5,363
8. Zach Ertz	5,231
9. Brent Celek	4,998
10. Jeremy Maclin	4,771
11. Ben Hawkins (FL)	4,764
12. Fred Barnett	4,634
13. Calvin Williams	3,840
14. Brian Westbrook	3,790
15. Jason Avant	3,646
16. Keith Byars	3,532
17. Harold Jackson	3,493
18. Charlie Smith	3,349
19. Timmy Brown	3,346
20. Irving Fryar	3,067

MOST TOUCHDOWNS, Career

PLAYER	TDs
1. Harold Carmichael	79
2. Tommy McDonald (FL)	66
3t. Mike Quick	61
Pete Pihos (E)	61
5. Pete Retzlaff (E)	47
6. Bobby Walston (WR/K)	46
7. Jeremy Maclin	36
8t. DeSean Jackson	34
Calvin Williams	34
10. Ben Hawkins (FL)	32

MOST RECEIVING YARDS, Season

PLAYER (YEAR)	YARDS
1. Mike Quick (1983)	1,409
2. DeSean Jackson (2013)	1,332
3. Jeremy Maclin (2014)	1,318
4. Irving Fryar (1997)	1,316
5. Ben Hawkins (1967)	1,265
6. Mike Quick (1985)	1,247
7. Terrell Owens (2004)	1,200
8. Irving Fryar (1996)	1,195
9. Pete Retzlaff (1965)	1,190
10. Zach Ertz (2018)	1,163
11. DeSean Jackson (2009)	1,156
12. Tommy McDonald (1962)	1,146
13. Tommy McDonald (1961)	1,144
14. Fred Barnett (1994)	1,127
15t. Harold Carmichael (1973)	1,116
Harold Jackson (1969)	1,116
17. Kevin Curtis (2007)	1,110
18. Fred Barnett (1992)	1,083
19. Harold Carmichael (1978)	1,072
20. DeSean Jackson (2010)	1,056
21. Mike Quick (1984)	1,052
22. Pete Pihos (1953)	1,049
23. Harold Jackson (1972)	1,048
24. Harold Carmichael (1981)	1,028

MOST RECEPTIONS, SEASON

PLAYER	YEAR	REC	YDS	AVG	LG	TDs
1. Zach Ertz (TE)	2018	116	1,163	10.0	34	8
2. Brian Westbrook (RB)	2007	90	771	8.6	57t	5
3. Irving Fryar	1996	88	1,195	13.6	42	11
4. Irving Fryar	1997	86	1,316	15.3	72t	6
5t. Jordan Matthews	2015	85	997	11.7	78t	8
Jeremy Maclin	2014	85	1,318	15.5	72	10
7. DeSean Jackson	2013	82	1,332	16.2	61t	9
8t. Keith Byars (RB)	1990	81	819	10.1	54	3
Keith Jackson (TE)	1988	81	869	10.7	41	6
10t. Zach Ertz (TE)	2016	78	816	10.5	30	4
LeSean McCoy (RB)	2010	78	592	7.6	40	2
Fred Barnett	1994	78	1,127	14.4	54	5

Led NFL

Led Conference



TOP SINGLE-GAME RECEIVING PERFORMANCES

MOST YARDS, Game

PLAYER	GAME	YARDS
1. Tommy McDonald (FL)	12/10/1961 vs. Giants	237
2. Kevin Curtis (WR)	9/23/2007 vs. Lions	221
3. DeSean Jackson (WR)	12/12/2010 at Cowboys	210
4. Pete Retzlaff (E)	11/14/1965 vs. Redskins	204
5. Bud Grant (E)	12/7/1952 vs. Dallas Texans	203
6. Timmy Brown (B)	12/16/1962 at StL Cardinals	199
7. Ben Hawkins (FL)	10/22/1967 at StL Cardinals	197
8. DeSean Jackson (WR)	12/15/2013 at Vikings	195
9. Harold Jackson (WR)	10/11/1970 at Giants	194
10t. DeSean Jackson (WR)	9/15/2013 vs. Chargers	193
Fred Barnett (WR)	9/13/1992 at Pho. Cardinals	193

MOST RECEPTIONS, Game

PLAYER	GAME	REC
1. Zach Ertz (TE)	12/20/2014 at Redskins	15
2t. Zach Ertz (TE)	11/11/2018 vs. Cowboys	14
Brian Westbrook (RB)	11/4/2007 vs. Cowboys	14
Don Looney (E)	12/1/1940 at Redskins	14
5t. Zach Ertz (TE)	1/1/17 vs. Cowboys	13
Zach Ertz (TE)	12/26/2015 vs. Redskins	13
Jeremy Maclin (WR)	9/18/2011 at Falcons	13
8t. Zach Ertz (TE)	12/23/2018 vs. Texans	12
Jeremy Maclin (WR)	10/26/2014 at Cardinals	12
LeSean McCoy (RB)	10/3/2010 vs. Redskins	12
Brian Westbrook (RB)	11/19/2006 vs. Titans	12
Keith Byars (RB)	9/30/1990 vs. Colts	12
Keith Jackson (TE)	11/19/1989 vs. Vikings	12
Keith Jackson (TE)	9/17/1989 at Redskins	12
John Spagnola (TE)	10/6/1985 at Saints	12
Harold Carmichael (WR)	10/14/1973 at StL Cardinals	12

MOST TOUCHDOWNS, Game

PLAYER	GAME	TDS
1t. Irving Fryar	10/20/1996 vs. Dolphins	4
Ben Hawkins (FL)	9/28/1969 vs. Steelers	4
3. [23 times] last by Riley Cooper on 11/3/2013 at Raiders		3

MOST TOUCHDOWNS, Season

PLAYER (YEAR)	TDS
1. Terrell Owens (2004)	14
2t. Mike Quick (1983)	13
Tommy McDonald (1961)	13
Tommy McDonald (1960)	13
5. [seven times] last by Irving Fryar (1996)	11

CONSECUTIVE GAMES WITH REC. TD

PLAYER (YEAR)	GAMES
1t. Mike Quick (1985)	6
Pete Pihos (1947-48)	6
3. [five times] last by DeSean Jackson (2009)	5

MOST 100-YD RECEIVING GAMES, Season

PLAYER (YEAR)	GAMES
1. Terrell Owens (2004)	7
2t. Irving Fryar (1997)	6
Mike Quick (1983)	6
4. [10 times] last by Zach Ertz (2018)	5

CONSECUTIVE 100-YD RECEIVING GAMES

PLAYER (YEAR)	GAMES
1t. Terrell Owens (2004)	5
Harold Jackson (last 2 in 1971, first 3 in 1972)	5
3. Mike Quick (1983)	4
4. [seven times] last by Irving Fryar (1996)	3

ALL-TIME SCRIMMAGE YARDS



ALL-TIME LEADERS IN TOTAL YARDS FROM SCRIMMAGE

PLAYER	YEARS	GM	TOUCHES	YARDS	AVG	YDS/G	TDs
1. Brian Westbrook (RB)	2002-2009 (8)	107	1,734	9,785	5.6	91.4	66
2. LeSean McCoy (RB)	2009-2014 (6)	90	1,761	9,074	5.2	100.8	54
3. Harold Carmichael (WR)	1971-1983 (13)	180	598	9,042	15.1	50.2	79
4. Wilbert Montgomery (RB)	1977-1984 (8)	100	1,731	8,985	5.2	89.9	57
5. Pete Retzlaff (E)	1956-1966 (11)	132	458	7,408	16.2	56.1	47
6. Duce Staley (RB)	1997-2003 (7)	98	1,475	7,305	5.0	74.5	32
7. Timmy Brown (RB)	1960-1967 (8)	96	1,081	7,049	6.5	73.4	55
8. DeSean Jackson (WR)	2008-2013, 19 (7)	89	421	6,644	15.8	74.7	37
9. Mike Quick (WR)	1982-1990 (9)	101	364	6,459	17.7	64.0	61
10. Steve Van Buren (B)	1944-1951 (8)	83	1,365	6,383	4.7	76.9	72
11. Keith Byars (RB)	1986-1992 (7)	105	1,121	6,204	5.5	59.1	30
12. Pete Pihos (E)	1947-1955 (9)	107	382	5,615	14.7	52.5	61
13. Tommy McDonald (FL)	1957-1963 (7)	88	304	5,521	18.2	62.7	66
14. Bobby Walston (WR/K)	1951-1962 (12)	148	315	5,375	17.1	36.3	46
15. Zach Ertz (TE)	2013-2019 (7)	98	472	5,231	11.1	53.4	30
16. Ricky Watters (RB)	1995-1997 (3)	48	1,136	5,112	4.5	106.5	32
17. Brent Celek (TE)	2007-2017 (11)	175	398	4,998	12.6	28.6	31
18. Jeremy Maclin (WR)	2009-2014 (6)	75	349	4,801	13.8	64.0	36
19. Ben Hawkins (FL)	1966-1973 (8)	102	271	4,772	17.6	46.8	32
20. Tom Woodeshick (B)	1963-1971 (9)	111	956	4,736	5.0	42.7	27

MOST TOUCHES, Career

PLAYER	TOUCHES
1. LeSean McCoy	1,761
2. Brian Westbrook	1,734
3. Wilbert Montgomery	1,731
4. Duce Staley	1,475
5. Steve Van Buren	1,365
6. Ricky Watters	1,136
7. Keith Byars	1,121
8. Timmy Brown	1,081
9. Tom Sullivan	1,032
10. Clarence Peaks	961

BEST YARDS/TOUCH, Career

PLAYER	AVG
1. Timmy Brown	6.52
2. Brian Westbrook	5.64
3. Keith Byars	5.53
4. Wilbert Montgomery	5.19
5. LeSean McCoy	5.15
6t. Tom Woodeshick	4.95
Duce Staley	4.95
8. Clarence Peaks	4.77
9. Steve Van Buren	4.68
10. Billy Barnes	4.53

(min. 750 touches)

MOST TOUCHES, Season

PLAYER (YEAR)	TOUCHES
1. Ricky Watters (1996)	404
2. Ricky Watters (1995)	399
3. Wilbert Montgomery (1979)	379
4. Brian Westbrook (2007)	368
5t. LeSean McCoy (2013)	366
Duce Staley (1999)	366

BEST YARDS/TOUCH, Season

PLAYER (YEAR)	AVG
1. Timmy Brown (1965)	7.42
2. Timmy Brown (1962)	7.38
3. Herschel Walker (1994)	6.31
4. Steve Van Buren (1945)	6.24
5. Brian Westbrook (2003)	6.14
6. Keith Byars (1991)	6.07

(min. 150 touches)

MOST TOTAL YARDS FROM SCRIMMAGE, SEASON

PLAYER	YEAR	TOUCHES	YARDS	AVG	YDS/GM	TDs
1. LeSean McCoy	2013	366	2,146	5.9	134.1	11
2. Brian Westbrook	2007	368	2,104	5.7	140.3	12
3. Wilbert Montgomery	1979	379	2,006	5.3	125.4	14
4. Wilbert Montgomery	1981	335	1,923	5.7	128.2	10
5. Brian Westbrook	2006	317	1,916	6.0	127.7	11
6. Ricky Watters	1996	404	1,855	4.6	115.9	13
7. Ricky Watters	1995	399	1,707	4.3	106.7	12
8. LeSean McCoy	2010	285	1,672	5.9	111.5	9
9. LeSean McCoy	2011	321	1,624	5.1	108.3	20
10. Duce Staley	2002	320	1,570	4.9	98.1	8

TOP SINGLE-GAME SCRIMMAGE YARD TOTALS

MOST YARDS, Game

PLAYER	GAME	YARDS
1. Duce Staley	9/3/2000 at Cowboys	262
2. Timmy Brown	12/16/1962 at Cardinals	249
3t. Wilbert Montgomery	11/4/1979 vs. Browns	237
Tommy McDonald	12/10/1961 vs. Giants	237
5. Duce Staley	11/11/2001 vs. Vikings	231

MOST TOUCHES, Game

PLAYER	GAME	TOUCHES
1t. Brian Westbrook	12/7/2008 at Giants	39
Ricky Watters	12/10/1995 vs. Cowboys	39
Heath Sherman	11/12/1990 vs. Redskins	39
4. Heath Sherman	10/6/1991 at Buccaneers	37
5. Ricky Watters	10/8/1995 vs. Redskins (ot)	36

ALL-TIME INTERCEPTIONS



ALL-TIME INTERCEPTION LEADERS

	PLAYER	YEARS	INTs	YARDS	AVG	LG	TDs
1t.	Brian Dawkins	1996-2008 (13)	34	515	15.1	67t	2
	Eric Allen	1988-94 (7)	34	482	14.2	94t	5
	Bill Bradley	1969-76 (8)	34	536	15.8	56t	1
4.	Herman Edwards	1977-85 (9)	33	98	3.0	25	1
5.	Wes Hopkins	1983-93 (10)	30	241	8.0	33	1
6.	Don Burroughs	1960-64 (5)	29	351	12.1	46	0
7.	Troy Vincent	1996-2003 (8)	28	341	12.2	90t	1
8t.	Joe Scarpati	1964-69 (6)	24	402	16.8	67t	3
	Ernie Steele	1942-48 (6)	24	404	16.8	62	0
10t.	Asante Samuel	2008-11 (4)	23	304	13.2	50t	2
	Roynell Young	1980-88 (9)	23	106	4.6	33	0

MOST INTERCEPTIONS, SEASON

	PLAYER	YEAR	INTs	YARDS	AVG	LG	TDs
1.	Bill Bradley	1971	11	248	22.5	51	0
2t.	Asante Samuel	2009	9	117	13.0	37	0
	Bill Bradley	1972	9	73	8.1	21	0
	Don Burroughs	1960	9	124	13.8	46	0
	Ed "Bibbles" Bawel	1955	9	168	18.7	42t	2
6t.	Eric Allen	1989	8	38	4.8	18	0
	Terry Hoage	1988	8	116	14.5	38	0
	Joe Scarpati	1966	8	182	22.8	32	0
	Bob Hudson	1954	8	89	11.1	32	0
	Tom Brookshier	1953	8	41	5.1	22	0
	Ed "Bibbles" Bawel	1952	8	121	15.1	35	0

TOP SINGLE-GAME INT PERFORMANCES

MOST INTERCEPTIONS, Game

	PLAYER	GAME	INTS
1.	Russ Craft	9/24/1950 at Chi. Cardinals	*4
2t.	Kurt Coleman	10/16/2011 at Redskins	3
	Joe Scarpati	10/23/1966 at Giants	3
	Jim Nettles	12/12/1965 at Steelers	3
	Nate Ramsey	11/28/1965 at StL Cardinals	3
	Don Burroughs	12/3/1961 at Steelers	3
	Chuck Weber	9/30/1960 at Cowboys	3
	Joe Sutton	9/24/1950 at Chi. Cardinals	3
	Gil Steinke	11/10/1946 at Giants	3
	Roy Zimmerman	12/9/1945 vs. Boston Yanks	3
	Roy Zimmerman	12/10/1944 vs. Cleveland Rams	3

* NFL record

MOST INTERCEPTION RETURN YARDS, Game

	PLAYER	GAME	YDS
1.	Frank LeMaster	12/21/1975 at Redskins	114
2.	Lito Sheppard	10/8/2006 vs. Cowboys	102
3.	Lito Sheppard	11/15/2004 at Cowboys	101
4t.	Malcolm Jenkins	12/6/2015 at Patriots	99
	Jerry Norton	10/5/1957 vs. Giants	99

MOST INTERCEPTIONS RETURNED FOR TD, Game

	PLAYER	GAME	TDs
1.	Eric Allen	12/26/1993 vs. Saints	2

MOST INT RETURN YDS, Career

	PLAYER	YARDS
1.	Bill Bradley	536
2.	Brian Dawkins	515
3.	Eric Allen	482
4.	Lito Sheppard	460
5.	Ernie Steele	404

MOST INTs RETURNED FOR TD, Career

	PLAYER	TDs
1.	Eric Allen	5
2.	Malcolm Jenkins	4
3t.	Sheldon Brown	3
	Lito Sheppard	3
	Joe Scarpati	3

MOST INT RETURN YDS, Season

	PLAYER (INTs, YEAR)	YARDS
1.	Bill Bradley (11, 1971)	248
2.	Eric Allen (6, 1993)	201
3.	Joe Scarpati (8, 1966)	182
4.	Lito Sheppard (5, 2004)	172
5.	Ed "Bibbles" Bawel (9, 1955)	168

MOST INTs RETURNED FOR TD, Season

	PLAYER (YEAR)	TDs
1.	Eric Allen (1993)	*4
2t.	Malcolm Jenkins (2016)	2
	Lito Sheppard (2004)	2
	Seth Joyner (1992)	2
	Ed Bawel (1955)	2

* NFL record

MOST INTs BY A NON-DB, Season

	PLAYER (YEAR)	INTs
1.	William Thomas, LB (1995)	7
2t.	Chuck Weber, LB (1960)	6
	Chuck Bednarik, LB (1953)	6
4.	Jordan Hicks, LB (2016)	5

LONGEST INTERCEPTION RETURNS

	PLAYER (GAME)	YARDS
1t.	James Willis intercepted pass 4 yds. deep in the end zone and returned it 14 yds. before laterally to Troy Vincent, who ran 90 yds. (11/3/1996 at Cowboys - QB Troy Aikman)	104t
2.	Lito Sheppard (10/8/2006 vs. Cowboys - QB Drew Bledsoe)	102t
3.	Lito Sheppard (11/15/2004 at Cowboys - QB V. Testaverde)	101t
4t.	Malcolm Jenkins (12/6/2015 at Patriots - QB Tom Brady)	99t
	Jerry Norton (10/5/1957 vs. Giants - QB Charlie Conerly, deflected off goal post)	99t
6t.	Eric Allen (10/3/1993 at Jets - QB Boomer Esiason)	94t
	Irv Cross (10/25/1964 at Steelers - QB Terry Nofsinger)	94t
8.	Jack Hinkle (10/9/1943 vs. Giants - QB Tuffy Leemans)	91



ALL-TIME LEADERS IN SACKS

PLAYER	YEARS	SACKS
1. Reggie White (DE)	1985-92	124.0
2. Trent Cole (DE/LB)	2005-14	85.5
3. Clyde Simmons (DE)	1986-93	76.0
4. Hugh Douglas (DE)	1998-2002, 2004	54.5
5. Greg Brown (DE)	1982-86	50.5
6. Brandon Graham (DE/LB)	2010-19	46.5
7. Fletcher Cox (DT)	2012-19	45.5
8. Andy Harmon (DT)	1991-97	39.5
9. Seth Joyner (LB)	1986-93	37.0
10. William Fuller (DE)	1994-96	35.5
11. Dennis Harrison (DE)	1978-84	34.0
12. William Thomas (LB)	1991-99	33.0
13. Ken Clarke (DT)	1982-87	32.5
14. Corey Simon (DT)	2000-04	32.0
15t. Connor Barwin (DE/LB)	2013-16	31.5
Juqua Parker (DE)	2005-11	31.5
Mike Mamula (DE)	1995-2000	31.5
18. Jerome Brown (DT)	1987-91	29.5
19. Darwin Walker (DT)	2000-06	27.5
20. Jason Babin (DE)	2009, 2011-12	26.0

Note: only includes figures since 1982 when sacks first became an official NFL statistic

MOST SACKS, SEASON

PLAYER	YEAR	SACKS
1. Reggie White (DE)	1987	21.0
2. Clyde Simmons (DE)	1992	19.0
3t. Jason Babin (DE)	2011	18.0
Reggie White (DE)	1988	18.0
Reggie White (DE)	1986	18.0
6. Greg Brown (DE)	1984	16.0
7. Clyde Simmons (DE)	1989	15.5
8t. Hugh Douglas (DE)	2000	15.0
Reggie White (DE)	1991	15.0
10. Connor Barwin (LB)	2014	14.5

MOST SACKS, GAME

PLAYER	GAME	SACKS
1t. Hugh Douglas (DE)	10/18/1998 at Chargers	4.5
Clyde Simmons (DE)	9/15/1991 at Cowboys	4.5
3t. Reggie White (DE)	9/25/1988 at Vikings	4.0
Reggie White (DE)	11/30/1986 at LA Raiders	4.0
Reggie White (DE)	11/2/1986 at StL Cardinals	4.0
Garry Cobb (LB)	10/5/1986 at Falcons	4.0
Greg Brown (DE)	12/16/1984 at Falcons	4.0

MOST CONSECUTIVE GAMES WITH A SACK

PLAYER	YEAR	GAMES
1t. Reggie White (last 4 games in 1986 and first 4 in '87)		8
Reggie White (last 7 games in 1987 and first in '88)		8
3t. William Fuller	1994	7
Dennis Harrison	1982	7
5. Clyde Simmons	1992	6

LONGEST FUMBLE RETURN FOR A TD

PLAYER	GAME	YARDS
1. Mike Patterson	9/24/2006 at 49ers	98t
2t. Joselio Hanson	12/28/2008 vs. Cowboys	96t
Joe Lavender	9/23/1974 vs. Cowboys	96t
4. Joe Carter	9/25/1938 vs. NY Giants	92t
5. Bob Pylman	9/25/1938 vs. NY Giants	88t
6. Will Wynn	12/1/1974 vs. Packers	87t
7. Walter Thurmond	1/3/2016 at Giants	83t
8. Sheldon Brown	10/9/2005 at Cowboys	80t
9. Chris Clemons	12/28/2008 vs. Cowboys	73t
10. Reggie White	9/13/1987 at Redskins	70t

MOST FUMBLE RETURNS FOR TD, CAREER

PLAYER	YEARS	TDs
1. Seth Joyner	1986-93	3
2t. Fletcher Cox	2012-19	2
Juqua Parker	2005-11	2
Sheldon Brown	2002-09	2
Kevin Curtis	2007-09	2
William Thomas	1991-97	2
Reggie White	1985-92	2
Clyde Simmons	1986-90	2
Greg Brown	1981-84	2
Will Wynn	1973-76	2

MOST BLOCKED PUNTS RETURNED FOR TD

PLAYER	TDs
1t. (11 times) last Najee Goode (12/6/15 at Patriots) (24 yards)	1

MOST BLOCKED FGs RETURNED FOR TD

PLAYER	TDs
1t. (2 times) last Matt Ware (10/23/05 vs. Chargers) (65 yards)	1

LONGEST RETURN AFTER MISSED FIELD GOAL

PLAYER	GAME	YARDS
1. Al Nelson	9/26/1971 vs. Cowboys	101t
2. Al Nelson	12/11/1966 vs. Browns	100t
3. Timmy Brown	9/16/1962 vs. StL Cardinals	99

ALL-TIME PUNTING



ALL-TIME LEADING PUNTERS, GROSS AVERAGE (min. 100 punts)

Player	Years	Punts	Yards	Gross	Net	In20	Lg	Blk
1. Donnie Jones	2013-2017 (5)	374	16,971	45.37	40.5	138	72	4
2. Joe Muha	1946-1950(5)	179	7,688	42.95	NA	NA	82	2
3. Sav Rocca	2007-2010 (4)	299	12,817	42.87	37.6	102	65	1
4. Sean Landeta	1999-2002, 2005 (5)	376	16,092	42.80	35.9	96	64	1
5. King Hill	1961-1968(8)	254	10,765	42.38	NA	NA	80	0

BEST GROSS PUNTING AVERAGE, SEASON (min. 40 punts)

Name	Year	Punts	Yards	Gross	Net	In20	Lg	Blk
1. Cameron Johnston	2018	61	2,937	48.15	42.7	24	68	0
2. Joe Muha	1948	57	2,694	47.26	NA	NA	82	0
3. Donnie Jones	2015	86	4,038	46.95	41.6	29	64	2
4. Mat McBriar	2012	55	2,560	46.55	36.5	13	66	1
5. Donnie Jones	2016	63	2,888	45.84	40.7	21	72	0
6. Donnie Jones	2017	67	3,033	45.27	40.6	21	61	1

ALL-TIME LEADING PUNTERS, NET AVERAGE (min. 100 punts)

Player	Years	Punts	Yards	Gross	Net	In20	Lg	Blk
1. Donnie Jones	2013-2017 (5)	374	16,971	45.37	40.5	138	72	4
2. Sav Rocca	2007-2010 (4)	299	12,817	42.87	37.6	102	65	1
3. Dirk Johnson	2003-2006(4)	268	11,180	41.72	36.0	79	62	0
4. Sean Landeta	1999-2002, 2005 (5)	376	16,092	42.80	35.9	96	64	1
5. Jeff Feagles	1990-1993(3)	324	13,448	41.51	35.4	106	77	3

BEST NET PUNTING AVERAGE, SEASON (min. 40 punts)

Name	Year	Punts	Yards	Gross	Net	In20	Lg	Blk
1. Cameron Johnston	2018	61	2,937	48.2	42.7	24	68	0
2. Donnie Jones	2015	86	4,038	47.0	41.6	29	64	2
3. Donnie Jones	2016	63	2,888	45.8	40.7	21	72	0
4. Donnie Jones	2017	67	3,033	45.3	40.6	21	61	1
5. Donnie Jones	2013	82	3,681	44.9	40.5	33	70	1
6. Sav Rocca	2010	73	3,195	43.8	39.0	28	63	0

Note: net average became an official stat in 1976

Led NFL

Led Conference

MOST PUNTS, Career

PLAYER	PUNTS
1. Adrian Burk	393
2. Sean Landeta	376
3. Tom Hutton	349
4. John Teltschik	345
5. Max Runager	332

MOST PUNTS INSIDE 20, Career

PLAYER	IN20
1. Donnie Jones	138
2. Jeff Feagles	106
3. Sav Rocca	102
4. Sean Landeta	96
5. Dirk Johnson	79

Inside-the-20 became official stat in 1976

MOST PUNTS, Season

PLAYER (YEAR)	PUNTS
1. John Teltschik (1986)	108
2. Sean Landeta (1999)	107
3. Tom Hutton (1998)	104
4. John Teltschik (1988)	98
5. Sean Landeta (2001)	97

MOST PUNTS INSIDE 20, Season

PLAYER (YEAR)	IN20
1. Donnie Jones (2014)	34
2. Donnie Jones (2013)	33
3. Jeff Feagles (1993)	31
4t. Donnie Jones (2015)	29
Jeff Feagles (1991)	29

Inside-the-20 became official stat in 1976

TOP SINGLE-GAME PUNTING PERFORMANCES

LONGEST PUNT

PLAYER	GAME	YARDS
1. Randall Cunningham	12/3/1989 at Giants	91
2. Joe Muha	10/10/1948 vs. Giants	82
3t. Randall Cunningham	10/16/1994 at Cowboys	80
King Hill	11/11/1962 vs. Packers	80
5. Jeff Feagles	9/15/1991 at Cowboys	77

MOST PUNTS, Game

PLAYER	GAME	PUNTS
1. John Teltschik	12/6/1987 at NY Giants	15
2t. Adrian Burk	12/12/1954 vs. Giants	12
Adrian Burk	11/2/1952 at Packers	12
Len Barnum	10/4/1942 vs. Redskins	12
Emmett Mortell	10/10/1937 at Redskins	12

BEST GROSS PUNTING AVERAGE, Game (min. 4 punts)

PLAYER	GAME	AVG.
1. Mat McBriar	10/14/2012 vs. Lions	56.6
2. Cameron Johnston	9/16/18 at Buccaneers	56.0
3. Chas Henry	9/9/2012 at Browns	55.0
4. Donnie Jones	10/19/2015 vs. Giants	54.3
5. Donnie Jones	9/15/2014 at Colts	53.8

BEST NET PUNTING AVERAGE, Game (min. 4 punts, since 1976)

PLAYER	GAME	AVG.
1. Donnie Jones	11/17/2013 vs. Redskins	50.7
2. Cameron Johnston	9/15/2019 at Falcons	49.3
3. Donnie Jones	10/19/2015 vs. Giants	49.0
4. Sean Landeta	9/23/2001 at Seahawks	49.0
5. Jeff Feagles	10/5/1992 vs. Cowboys	48.8

ALL-TIME PUNT RETURNS



ALL-TIME LEADING PUNT RETURNERS (min. 20 returns)

Player	Years	PR	FC	Yds	Avg	Lg	TDs
1. Ernie Steele	1942-48 (6)	44	NA	737	16.75	80t	1
2. Steve Van Buren	1944-51 (8)	34	NA	473	13.91	55t	2
3. Pat McHugh	1947-51 (5)	31	NA	402	12.97	69t	1
4. Brian Westbrook	2002-09 (8)	39	21	498	12.77	84t	2
5. Darren Sproles	2014-19 (6)	114	64	1,353	11.87	89t	4
6. Brian Mitchell	2000-02 (3)	117	66	1,369	11.70	76t	2
7. Frank Reagan	1949-51 (3)	27	NA	304	11.26	42	1
8. Bosh Pritchard	1942, 1947-51 (6)	91	NA	975	10.71	55t	1
9. Vai Sikahema	1992-93 (2)	73	30	778	10.66	87t	1
10. Larry Marshall	1974-77 (4)	104	16	1,086	10.44	48	0

BEST PUNT RETURN AVERAGE, SEASON (min. 15 returns)

Player	Year	PR	FC	Yds	Avg	Lg	TDs
1. Steve Van Buren	1944	15	NA	230	15.33	55	1
2. Brian Westbrook	2003	20	16	306	15.30	84t	2
3. DeSean Jackson	2009	29	15	441	15.21	85t	2
4. Alvin Haymond	1968	15	6	201	13.40	54t	1
5. Darren Sproles	2016	17	13	224	13.18	66	0
6. Darren Sproles	2014	39	16	506	12.97	82t	2
7. Reno Mahe	2005	21	9	269	12.81	44	0
8. Frank Reagan	1949	21	NA	266	12.67	42	1
9. Kelvin Martin	1995	17	10	214	12.59	38	0
10. Vai Sikahema	1992	40	10	503	12.58	87t	1
11. Brian Mitchell	2002	46	11	567	12.32	76t	1

Led NFL

Led Conference

TOP SINGLE-GAME PUNT RETURN PERFORMANCES

MOST PUNT RETURN YARDS, Game

PLAYER	GAME	YARDS
1. Alvin Haymond	10/6/1968 at Redskins	140
2. Darren Sproles	12/6/2015 at Patriots	115
3. Vai Sikahema	11/22/1992 at NY Giants	111
4. Kenjon Barner	10/8/2017 vs. Cardinals	110
5. Reno Mahe	12/5/2005 vs. Seahawks	108

MOST PUNT RETURNS, Game

PLAYER	GAME	PR
1. Larry Marshall	9/18/1977 vs. Buccaneers	9
2t. DeSean Jackson	9/7/2008 vs. Rams	8
Evan Cooper	10/26/1986 vs. Chargers	8
Vai Sikahema	12/13/1992 at Seahawks	8
5. (7 times) last by Reno Mahe	12/5/2005 vs. Seahawks	7

BEST PUNT RETURN AVERAGE, Game (min. 3 punt returns)

PLAYER	GAME	AVG.
1. Kenjon Barner	10/8/2017 vs. Cardinals	36.7
2. Brian Mitchell	11/25/2002 at 49ers	33.0
3. Darren Sproles	9/27/2015 at NY Jets	29.7
4. Darren Sproles	9/18/2014 at 49ers	28.7
5t. Darren Sproles	11/10/2014 vs. Panthers	28.3
Clyde Scott	10/30/1949 at Steelers	28.3

MOST PUNT RETURNS, Career

PLAYER	RETURNS
1. Wally Henry	148
2. DeSean Jackson	131
3t. Brian Mitchell	117
John Sciarra	117
5. Darren Sproles	114

MOST PUNT RETURN YARDS, Career

PLAYER	YARDS
1. Brian Mitchell	1,369
2. Darren Sproles	1,353
3. DeSean Jackson	1,294
4. Wally Henry	1,231
5. Larry Marshall	1,086

MOST PUNT RETURN TDs, Career

PLAYER	TDs
1t. Darren Sproles	4
DeSean Jackson	4
3t. Brian Westbrook	2
Brian Mitchell	2
Steve Van Buren	2

MOST PUNT RETURNS, Season

PLAYER (YEAR)	RETURNS
1. Wally Henry (1981)	54
2. Rod Harris (1991)	53
3. DeSean Jackson (2008)	50
4t. Brian Mitchell (2002)	46
Larry Marshall (1977)	46

MOST PUNT RETURN YARDS, Season

PLAYER (YEAR)	YARDS
1. Brian Mitchell (2002)	567
2. Darren Sproles (2014)	506
3. Vai Sikahema (1992)	503
4. Larry Marshall (1977)	489
5. Brian Mitchell (2001)	467

MOST PUNT RETURN TDs, Season

PLAYER (YEAR)	TDs
1t. Darren Sproles (2015)	2
Darren Sproles (2014)	2
DeSean Jackson (2009)	2
Brian Westbrook (2003)	2

LONGEST PUNT RETURNS

PLAYER (GAME)	YARDS
1. Damaris Johnson (12/2/2012 at Cowboys)	98t
2. Darren Sproles (9/27/2015 at Jets)	89t
3. Vai Sikahema (11/22/1992 at Giants)	87t
4. DeSean Jackson (9/13/2009 at Panthers)	85t
5. Brian Westbrook (10/19/2003 at Giants)	84t
6. Darren Sproles (12/6/2015 at Patriots)	83t
7. Darren Sproles (9/28/2014 at 49ers)	82t
8t. Brian Westbrook (12/21/2003 vs. 49ers)	81t
Tommy McDonald (10/4/1959 vs. Giants)	81t
10. Ernie Steele (10/25/1942 at Bears)	(lateral) 80t

ALL-TIME KICKOFF RETURNS



ALL-TIME LEADING KICKOFF RETURNERS (min. 25 returns)

Player	Years	KOR	Yds	Avg	Lg	TDs
1. Josh Huff	2014-16 (3)	42	1,165	27.74	107t	2
2. Steve Van Buren	1944-51 (8)	76	2,030	26.71	98t	3
3. Irv Cross	1961-69 (6)	28	745	26.61	74	0
4. Timmy Brown	1960-67 (8)	169	4,483	26.53	105t	5
5. Al Nelson	1965-73 (9)	101	2,625	25.99	78	0
6. Wilbert Montgomery	1977-84 (8)	32	814	25.44	99t	1
7. Quintin Demps	2008-09 (2)	58	1,469	25.33	100t	1
8. Brian Mitchell	2000-02 (3)	131	3,311	25.27	94t	2
9. Allen Rossum	1998-99 (2)	98	2,427	24.77	89t	1
10. Billy Walik	1970-72 (3)	67	1,640	24.48	82	0
11. Alvin Haymond	1968 (1)	28	677	24.18	98t	1

BEST KICKOFF RETURN AVERAGE, SEASON (min. 1.25 ret/gm)

Player	Years	KOR	Yds	Avg	Lg	TDs
1. Al Nelson	1972	25	728	29.12	78	0
2. Steve Van Buren	1945	13	373	28.69	98t	1
3. Timmy Brown	1963	33	945	28.64	100t	1
4. Timmy Brown	1966	20	562	28.10	93t	2
5. Timmy Brown	1961	29	811	27.97	105t	1
6. Timmy Brown	1962	30	831	27.70	99t	1
7. Hershel Walker	1994	21	581	27.67	94t	1
8. Don Stevens	1952	16	433	27.06	51	0
9. Brian Mitchell	2002	43	1,162	27.02	57	0
10. Wilbert Montgomery	1977	23	619	26.91	99t	1

Led NFL

Led Conference

TOP SINGLE-GAME KICKOFF RETURN PERFORMANCES

MOST KICKOFF RETURN YARDS, Game

PLAYER	GAME	YARDS
1. Derrick Witherspoon	11/24/1996 at Ari. Cardinals	253
2. Timmy Brown	11/6/1966 vs. Cowboys	247
3. Allen Rossum	11/14/1999 vs. Redskins	222
4. Quintin Demps	11/9/2008 vs. Giants	220
5. Duce Staley	11/30/1997 vs. Bengals	195

MOST KICKOFF RETURNS, Game

PLAYER	GAME	KOR
1t. Quintin Demps	11/9/2008 vs. Giants	8
Allen Rossum	11/21/1999 vs. Colts	8
Derrick Witherspoon	11/24/1996 at Ari. Cardinals	8
4t. (5 times) last by Ellis Hobbs	9/20/2009 vs. Saints	7

BEST KICKOFF RETURN AVERAGE, Game (min. 3 kickoff returns)

PLAYER	GAME	AVG
1. Timmy Brown	9/22/1963 vs. Cardinals	59.0
2. Alvin Haymond	9/22/1968 vs. NY Giants	51.0
3. Timmy Brown	11/6/1966 vs. Cowboys	49.4
4. Derrick Witherspoon	9/22/1996 at Falcons	48.0
5. Allen Rossum	11/14/1999 vs. Redskins	44.4

MOST KICKOFF RETURNS FOR A TD, Game

PLAYER	GAME	TDs
1. Timmy Brown	11/6/1966, 93 & 90 yards vs. Cowboys	2*

* NFL Record

MOST KICKOFF RETURNS, Career

PLAYER	RETURNS
1. Timmy Brown	169
2. Brian Mitchell	131
3. Al Nelson	101
4. Allen Rossum	98
5. Larry Marshall	88

MOST KICKOFF RETURN YARDS, Career

PLAYER	YARDS
1. Timmy Brown	4,483
2. Brian Mitchell	3,311
3. Al Nelson	2,625
4. Allen Rossum	2,427
5. Larry Marshall	2,075

MOST KICKOFF RETURN TDs, Career

PLAYER	TDs
1. Timmy Brown	5
2t. Derrick Witherspoon	3
Steve Van Buren	3
4t. Josh Huff	2
Brian Mitchell	2

MOST KICKOFF RETURNS, Season

PLAYER (YEAR)	RETURNS
1. Allen Rossum (1999)	54
2. Derrick Witherspoon (1996)	53
3. Quintin Demps (2008)	52
4. Herman Hunter (1985)	48
5t. Brian Mitchell (2000)	47
Duce Staley (1997)	47

MOST KICKOFF RETURN YARDS, Season

PLAYER (YEAR)	YARDS
1. Allen Rossum (1999)	1,347
2. Quintin Demps (2008)	1,314
3. Derrick Witherspoon (1996)	1,271
4. Brian Mitchell (2002)	1,162
5. Duce Staley (1997)	1,139

MOST KICKOFF RETURN TDs, Season

PLAYER (YEAR)	TDs
1. Derrick Witherspoon (1996)	2

LONGEST KICKOFF RETURNS

PLAYER (GAME)	YARDS
1. Josh Huff (11/23/2014 vs. Titans)	107t
2. Timmy Brown (9/17/1961 vs. Browns)	105t
3. Russ Craft (10/7/1950 vs. LA Rams)	103t
4. Chris Polk (9/21/2014 vs. Redskins)	102t
5t. Quintin Demps (11/23/2008 at Ravens)	100t
Timmy Brown (9/22/1963 vs. StL. Cardinals)	100t
Dave Smukler (11/13/1938 at Brooklyn Dodgers)	100t



STARTING QUARTERBACK RECORDS

Year Quarterbacks (Record as a starter)

1956	Bobby Thomason (3-5-1), Adrian Burk (0-3)
1957	Thomason (2-5), Sonny Jurgensen (2-3)
1958	Norm Van Brocklin (2-9-1)
1959	Van Brocklin (7-5)
1960	Van Brocklin (10-2)
1961	Jurgensen (10-4)
1962	Jurgensen (3-9-1), King Hill (0-1)
1963	Jurgensen (2-6-1), Hill (0-4-1)
1964	Norm Snead (4-6), Hill (1-1), Jack Concannon (1-1)
1965	Snead (4-5), Hill (1-4)
1966	Snead (5-5), Hill (2-0), Concannon (2-0)
1967	Snead (6-7-1)
1968	Snead (2-9), Hill (0-2), John Huarte (0-1)
1969	Snead (4-8-1), George Mira (0-1)
1970	Snead (3-9-1), Rick Arrington (0-1)
1971	Pete Liske (5-5), Arrington (1-2-1)
1972	John Reaves (0-7), Liske (2-4-1)
1973	Roman Gabriel (5-8-1)
1974	Gabriel (4-7), Mike Boryla (3-0)
1975	Gabriel (2-7), Boryla (2-3)
1976	Boryla (3-7), Gabriel (1-3)
1977	Ron Jaworski (5-9)
1978	Jaworski (9-7)
1979	Jaworski (11-5)
1980	Jaworski (12-4)
1981	Jaworski (10-6)
1982	Jaworski (3-6)
1983	Jaworski (5-11)
1984	Jaworski (5-7-1), Joe Pisarcik (1-2)
1985	Jaworski (6-6), Randall Cunningham (1-3)
1986	Jaworski (3-6), Cunningham (1-3-1), Matt Cavanaugh (1-1)
1987	Cunningham (7-5), Scott Tinsley (0-3)
1988	Cunningham (10-6)
1989	Cunningham (11-5)
1990	Cunningham (10-6)
1991	Jim McMahon (8-3), Cunningham (1-0), Jeff Kemp (1-1), Brad Goebel (0-2)
1992	Cunningham (10-5), McMahon (1-0)
1993	Bubby Brister (4-4), Cunningham (4-0), Ken O'Brien (0-4)
1994	Cunningham (7-7), Brister (0-2)
1995	Rodney Peete (9-3), Cunningham (1-3)
1996	Ty Detmer (7-4), Peete (3-2)
1997	T. Detmer (2-5), Bobby Hoying (2-3-1), Peete (2-1)
1998	Hoying (1-6), Koy Detmer (1-4), Peete (1-3)
1999	Doug Pederson (2-7), Donovan McNabb (2-4), K. Detmer (1-0)
2000	McNabb (11-5)
2001	McNabb (11-5)
2002	McNabb (7-3), A.J. Feeley (4-1), K. Detmer (1-0)
2003	McNabb (12-4)
2004	McNabb (13-2), K. Detmer (0-1)
2005	McNabb (4-5), Mike McMahon (2-5)
2006	McNabb (5-5), Jeff Garcia (5-1)
2007	McNabb (8-6), Feeley (0-2)
2008	McNabb (9-6-1)
2009	McNabb (10-4), Kevin Kolb (1-1)
2010	Vick (8-3), Kolb (2-3)
2011	Vick (7-6), Vince Young (1-2)

2012	Vick (3-7), Nick Foles (1-5)
2013	Vick (2-4), Foles (8-2)
2014	Foles (6-2), Mark Sanchez (4-4)
2015	Sam Bradford (7-7), Sanchez (0-2)
2016	Carson Wentz (7-9)
2017	Wentz (11-2) , Foles (2-1)
2018	Wentz (5-6) , Foles (4-1)
2019	Wentz (3-4)

NFL RECORDS HELD BY AN EAGLE

Most Touchdown Passes, Game

7 Nick Foles (11/3/2013 at Raiders) and Adrian Burk (10/17/1954 at Redskins); tied with Sid Luckman, Bears (1943); George Blanda, Hou. Oilers (1961); Y.A. Tittle, Giants (1962); Joe Kapp, Vikings (1969); Peyton Manning, Broncos (2013) and Drew Brees, Saints (2015)

Consecutive Completions

25 Nick Foles (12/30/2018 at Redskins); tied with Philip Rivers (25 vs. Cardinals, 11/25/2018) and Ryan Tannehill (7 at Titans, 10/18/2015 and 18 vs. Texans, 10/25/2015)

Longest Touchdown Pass

99 Ron Jaworski to Mike Quick, (11/10/1985 vs. Falcons) (OT); tied with many others

Most Interception Returns for TDs, Season

4 Eric Allen, 1993; tied with Jim Kearney, Chiefs (1972) and Ken Houston, Oilers (1971)

Most Interceptions, Game

4 Russ Craft (9/24/1950 at Cardinals); tied with 17 others

Most Kickoff Return TDs, Game

2 Timmy Brown (11/6/1966 vs. Cowboys), 93 and 90 yards; tied with Travis Williams, Packers (1967); Ron Brown, LA Rams (1985); Tyrone Hughes, Saints (1994); Chad Morton, Jets (2002); Devin Hester, Bears (2006); Andre Davis, Texans (2007); and Josh Cribbs, Browns (2009)

Most 50-Plus-Yard Touchdowns, Season

8 **DeSean Jackson (2009)**; tied with Elroy "Crazy Legs" Hirsch, LA Rams (1951) and Devin Hester, Bears (2007)

ALL-TIME ROOKIE RECORDS



PASSING

MOST ATTEMPTS, Season

1. Carson Wentz, 2016	607
2. Nick Foles, 2012	265
3. John Reaves, 1972	224
4. Donovan McNabb, 1999	216
5. Davey O'Brien, 1939	201
6. Mike Boryla, 1974	102
7. Foster Watkins, 1940	85
8. Randall Cunningham, 1985	81
9t. Rick Arrington, 1970	73
Red Kirkman, 1933	73

MOST COMPLETIONS, Season

1. Carson Wentz, 2016	379
2. Nick Foles, 2012	161
3. John Reaves, 1972	108
4. Donovan McNabb, 1999	106
5. Davey O'Brien, 1939	99
6. Mike Boryla, 1974	60
7. Rick Arrington, 1970	37
8. Randall Cunningham, 1985	34
9. Sonny Jurgensen, 1957	33
10t. Matt Barkley, 2013	30
Brad Goebel, 1991	30

MOST YARDS, Season

1. Carson Wentz, 2016	3,782
2. Nick Foles, 2012	1,699
3. John Reaves, 1972	1,508
4. Davey O'Brien, 1939	1,324
5. Donovan McNabb, 1999	948
6. Mike Boryla, 1974	580
7. Foster Watkins, 1940	565
8. Randall Cunningham, 1985	548
9. Sonny Jurgensen, 1957	470
10. Red Kirkman, 1933	354

MOST TD PASSES, Season

1. Carson Wentz, 2016	16
2. Donovan McNabb, 1999	8
3. John Reaves, 1972	7
4t. Nick Foles, 2012	6
Davey O'Brien, 1939	6
6t. Mike Boryla, 1974	5
Sonny Jurgensen, 1957	5

BEST COMP. PCT., SEASON (min. 75 atts.)

1. Carson Wentz, 2016	62.4
2. Nick Foles, 2012	60.8
3. Mike Boryla, 1974	58.8
4. Davey O'Brien, 1939	49.3
5. Donovan McNabb, 1999	49.1

BEST QB RATING, SEASON (min. 75 atts.)

1. Carson Wentz, 2016	79.3
2. Nick Foles, 2012	79.1
3. Mike Boryla, 1974	78.9
4. Donovan McNabb, 1999	60.1
5. John Reaves, 1972	58.4

RUSHING

MOST ATTEMPTS, Season

1. Po James (FB), 1972	182
2. Keith Byars (FB), 1986	177
3. Lee Bougness (FB), 1970	159
4. LeSean McCoy, 2009	155
5. Billy Barnes, 1957	143
6. James Joseph, 1991	135
7. Correll Buckhalter, 2001	129
8. Clarence Peaks, 1957	125
9. Mike Hogan, 1976	123
10. Leroy Keys, 1969	121

MOST YARDS, Season

1. LeSean McCoy, 2009	637
2. Correll Buckhalter, 2001	586
3. Keith Byars (FB), 1986	577
4. Po James (FB), 1972	565
5. Bryce Brown, 2012	564
6. Mike Hogan (FB), 1976	561
7. Billy Barnes, 1957	529
8. Josh Adams, 2018	511
9. Clarence Peaks, 1957	495
10. Steve Van Buren, 1944	444

MOST TOUCHDOWNS, Season

1t. Steve Van Buren, 1944	5
Don Johnson, 1953	5
3t. Corey Clement	4
Bryce Brown, 2012	4
LeSean McCoy, 2009	4
Ken Keller, 1956	4
Mel Bleeker, 1944	4
Jim Castiglia (FB), 1941	4
9t. Josh Adams, 2018	3
Ryan Moats, 2005	3
Charlie Garner, 1994	3
Many others	3

RECEIVING

MOST RECEPTIONS, Season

1. Keith Jackson (TE), 1988	81
2. Jordan Matthews, 2014	67
3. DeSean Jackson, 2008	62
4. Don Looney (E), 1940	58
5. Jeremy Maclin, 2009	56
6. Charle Young (TE), 1973	55
7. Lee Bougness (RB), 1970	50
8. Reggie Brown, 2005	43
9t. Victor Bailey, 1993	41
Junior Tautalasati (RB), 1986	41

MOST YARDS, Season

1. DeSean Jackson, 2008	912
2. Jordan Matthews, 2014	872
3. Keith Jackson (TE), 1988	869
4. Charle Young (TE), 1973	854
5. Jeremy Maclin, 2009	773
6. Fred Barnett, 1990	721
7. Don Looney (E), 1940	707
8. Calvin Williams, 1990	602
9. Reggie Brown, 2005	571
10. Victor Bailey, 1993	545

RECEIVING (Cont.)

MOST TOUCHDOWNS, Season

1. Calvin Williams, 1990	9
2t. Jordan Matthews, 2014	8
Fred Barnett, 1990	8
Bobby Walston (E), 1951	8
5. Pete Pihos (E), 1947	7
6t. Keith Jackson (TE), 1988	6
Charle Young (TE), 1973	6
8. Hal Giancanelli (B), 1953	5
9t. Zach Ertz (TE), 2013	4
Dallas Goedert (TE), 2018	4
Jeremy Maclin (WR), 2009	4
Many others	4

TOTAL OFFENSE

MOST SCRIMMAGE YARDS, Season

1. DeSean Jackson (WR), 2008	1,008
2. LeSean McCoy (RB), 2009	945
3. Charle Young (TE), 1973	878
4. Jordan Matthews (WR), 2014	872
5. Keith Jackson (TE), 1988	869
6. Lee Bougness (RB), 1970	802
7. Jeremy Maclin (WR), 2009	766
8. Billy Barnes (RB), 1957	741
9. Fred Barnett (WR), 1990	734
10. Po James (FB), 1972	721

MOST TOUCHDOWNS, Season

1. Calvin Williams (WR), 1990	9
2t. Jordan Matthews (WR), 2014	8
Fred Barnett (WR), 1990	8
Bobby Walston (E), 1951	8
Pete Pihos (E), 1947	8
Mel Bleeker (RB), 1944	8
7t. Charle Young (TE), 1973	7
Don Johnson (RB), 1953	7
Steve Van Buren (RB), 1944	7
10t. Corey Clement (RB), 2017	6
Keith Jackson (TE), 1988	6
Hal Giancanelli (B), 1953	6

ALL-TIME ROOKIE RECORDS



SACKS (since 1982)

MOST SACKS, Season

1. Corey Simon (DT), 2000	9.5
2. Derrick Burgess (DE), 2001	6.0
3t. Fletcher Cox (DT), 2012	5.5
Mike Mamula (DE), 1995	5.5
5t. Derek Barnett (DE), 2017	5.0
Trent Cole (DE), 2005	5.0
7. Jerome Brown (DT), 1987	4.0
8. Mike Patterson (DT), 2005	3.5
9. Brandon Graham (DE), 2010	3.0
10t. Destiny Vaeao (DT), 2016	2.0
Five others	2.0

INTERCEPTIONS (since 1940)

MOST INTERCEPTIONS, Season

1t. Tom Brookshier (DB), 1953	8
Bibbles Bawel (B), 1952	8
3. Herman Edwards (DB), 1977	6
4t. Eric Allen (DB), 1988	5
Randy Logan (S), 1973	5
Jerry Norton (DB), 1954	5
Steve Van Buren (B), 1944	5
8t. Roynell Young (CB), 1980	4
Brenard Wilson (S), 1979	4
10. Nate Allen (S), 2010, others with	3

PUNT RETURNS

MOST PUNT RETURNS, Season

1. DeSean Jackson, 2008	50
2. Evan Cooper, 1984	40
3. Bibbles Bawel, 1952	34
4. Bill Bradley, 1969	28
5t. Damaris Johnson, 2012	26
Tommy McDonald, 1957	26
7. Allen Rossum, 1998	22
8. Jerry Norton, 1954	21
9t. Bobby Morse, 1987	20
Billy Walik, 1970	20

MOST PUNT RETURN YARDS, Season

1. DeSean Jackson, 2008	440
2. Damaris Johnson, 2012	291
3. Bibbles Bawel, 1952	261
4. Evan Cooper, 1984	250
5. Steve Van Buren, 1944	230
6. Dexter Wynn, 2004	194
7. Allen Rossum, 1998	187
8. Ernie Steele, 1942	184
9. Bill Bradley, 1969	181
10. Don Stevens, 1952	172

BEST PUNT RETURN AVERAGE, Season

1. Pat McHugh, 1947 (10 returns)	15.69
2. Steve Van Buren, 1944 (15)	15.33
3. Damaris Johnson, 2012 (22)	11.19
4. Dexter Wynn, 2004 (18)	10.78
5. Don Stevens, 1952 (16)	10.75
6. Jorrick Calvin, 2010 (12)	10.42
7t. Ken Keller, 1956 (15)	9.73
Bosh Pritchard, 1942 (11)	9.73
9. DeSean Jackson, 2008 (50)	8.80
10. Allen Rossum, 1998 (22)	8.50
11. Art Powell, 1959 (15)	8.27
minimum 10 returns, since 1941	

KICKOFF RETURNS

MOST KICKOFF RETURNS, Season

1. Quintin Demps, 2008	52
2. Herman Hunter, 1985	48
3. Duce Staley, 1997	47
4. Brandon Boykin, 2012	45
5. Allen Rossum, 1998	44
6. J.R. Reed, 2004	33
7t. Jorrick Calvin, 2010	32
Billy Walik, 1970	32
9. Dion Lewis, 2011	31
10t. Ted Dean, 1960	26
Al Nelson, 1965	26

MOST KICKOFF RETURN YARDS, Season

1. Quintin Demps, 2008	1,314
2. Duce Staley, 1997	1,139
3. Allen Rossum, 1998	1,080
4. Herman Hunter, 1985	1,047
5. Brandon Boykin, 2012	1,037
6. Billy Walik, 1970	805
7. J.R. Reed, 2004	761
8. Jorrick Calvin, 2010	692
9. Al Nelson, 1965	683
10. Dion Lewis, 2011	669

BEST KICKOFF RETURN AVG, Season

1. Josh Huff, 2014, 14 returns	29.64
2. Tommy McDonald, 1957, 11	27.64
3. Israel Lang, 1964, 13	27.08
4. Art Powell, 1959, 14	27.07
5. Don Stevens, 1952, 16	27.06
6. Wilbert Montgomery, 1977, 23	26.91
7. Al Nelson, 1965, 26	26.27
8. Quintin Demps, 2008, 52	25.27
9. Billy Walik, 1970, 32	25.16
10. Allen Rossum, 1998, 44	24.55
minimum 10 returns, since 1941	

KICKING

MOST FIELD GOALS MADE, Season

1. Cody Parkey, 2014	32
2. Paul McFadden, 1984	30
3. Jake Elliott, 2017	26
4. Alex Henery, 2011	24
5. Tony Franklin, 1979	23

MOST FIELD GOAL ATTEMPTS, Season

1. Paul McFadden, 1984	37
2. Cody Parkey, 2014	36
3t. Jake Elliott, 2017	31
Tony Franklin, 1979	31
5. Alex Henery, 2011	27

BEST FIELD GOAL PERCENTAGE, Season

1t. Cody Parkey, 2014, 32-36	88.9
Alex Henery, 2011, 24-27	88.9
3. Jake Elliott, 2017, 26-31	83.7
4. Paul McFadden, 1984, 30-37	81.1
5. Tony Franklin, 1979, 23-31	74.2

MOST KICKING POINTS, Season

1. Cody Parkey, 2014	150
2. Alex Henery, 2011	118
3. Paul McFadden, 1984	116
4. Jake Elliott, 2017	110
5. Tony Franklin, 1979	105

PUNTING

MOST PUNTS, Season

1. John Teltschik, 1986	108
2. Tom Hutton, 1995	85
3. Merritt Kersey, 1974	82
4t. Max Runager, 1979	74
Bill Bradley, 1969	74

MOST PUNTING YARDS, Season

1. John Teltschik, 1986	4,493
2. Tom Hutton, 1995	3,682
3. Sav Rocca, 2007	3,066
4. Merritt Kersey, 1974	2,959
5. Bill Bradley, 1969	2,942

BEST GROSS PUNTING AVERAGE, Season

1. Tom Hutton, 1995, 85	43.32
2. Chas Henry, 2011, 66	42.88
3. Sav Rocca, 2007, 73	42.00
4. John Teltschik, 1986, 108	41.60
5. Bill Bradley, 1969, 74	39.76

SUPERLATIVE ROOKIE PERFORMANCES



100-YARD RUSHING PERFORMANCES, ROOKIES

PLAYER (GAME)	DATE	YDS (ATT-LG-TD)
1. Bryce Brown vs. Panthers (L)	11/26/2012	178 (19-65t-2)
2. Bryce Brown at Cowboys (L)	12/2/2012	169 (24-39-2)
3. Correll Buckhalter vs. Cardinals (L)	10/7/2001	134 (21-37-0)
4. Steve Van Buren at Bk. Tigers (W)	11/5/1944	129 (12-70t-2)
5. Keith Byars vs. StL Cardinals (T) OT	12/7/1986	127 (24-32-0)
6. Charlie Garner vs. Redskins (W)	10/9/1994	122 (28-12-0)
7. Don Johnson at Giants (L)	11/29/1953	121 (13-63t-1)
8. Ryan Moats vs. Giants (L) OT	12/11/2005	114 (11-40t-2)
9. Charlie Garner at 49ers (W)	10/2/1994	111 (16-28t-2)
10. Toy Ledbetter at Bal. Colts (W)	10/15/1950	107 (23-14-1)
11t. Mike Hogan vs. Seahawks (W)	12/12/1976	104 (19-18-0)
Bosh Pritchard at Bk. Dodgers (W)	11/15/1942	104 (14-26-0)
13. Wilbert Montgomery vs. Jets (W)	12/18/1977	103 (22-27-2)
14t. Mike Hogan vs. Redskins (L) OT	9/27/1976	100 (22-32-0)
Don Johnson vs. Bal.Colts (W)	11/15/1953	100 (11-66t-2)

100-YARD RECEIVING PERFORMANCES, ROOKIES

PLAYER (GAME)	DATE	YDS (REC, TD)
1. Don Looney at Redskins (L)	12/1/1940	180 (14, 0)
2. Hank Baskett vs. Falcons (W)	12/31/2006	177 (7, 1)
3. Jeremy Maclin at Cowboys (L)	1/9/2010 - NFC-WC	146 (7,1)
4t. Jeremy Maclin vs. Buccaneers (W)	10/11/2009	142 (6,2)
Keith Jackson at Bears (L)	12/31/1988 - NFC-D	142 (7,0)
6. Jordan Matthews vs. Panthers (W)	11/10/2014	138 (7, 2)
7. Don Looney at Cle. Rams (L)	9/22/1940	129 (8, 2)
8. Clyde Scott at Redskins (W)	11/13/1949	127 (4,1)
9. Herman Hunter vs. LA Rams (W)	10/13/1985	120 (6,1)
10. Fred Meyer at Redskins (L)	11/1/1942	119 (4, 0)
11. Bobby Walston at Giants (L)	10/21/1951	118 (6, 2)
12. Don Looney at Packers (L)	9/15/1940	115 (8, 1)
13. Fred Barnett vs. Vikings (W)	10/15/1990	114 (4, 1)
14. Charle Young (TE) at Cowboys (L)	11/18/1973	113 (4, 1)
15t. Hank Baskett vs. Cowboys (W)	10/8/2006	112 (3, 1)
Fred Barnett at Bills (L)	12/2/1990	112 (2, 1)
Charle Young (TE) at 49ers (L)	12/2/1973	112 (6, 1)
18. DeSean Jackson at Cowboys (L)	9/15/2008	110 (6, 0)
19t. Fred Barnett vs. Packers (W)	12/16/1990	108 (5, 0)
Charle Young (TE) vs. Patriots (W)	11/4/1973	108 (8, 2)
Pete Pihos vs. Packers (W)	12/14/1947	108 (4, 1)
22. Jordan Matthews at Packers (L)	11/16/2014	107 (5, 1)
23. DeSean Jackson vs. Rams (W)	9/7/2008	106 (6, 0)
24. Jordan Matthews at Giants (W)	12/28/2014	105 (8, 1)
25. Charle Young (TE) at Redskins (L)	12/16/1973	104 (5, 1)
26. Corey Clement vs. Patriots (W)	2/4/2018 - SB LII	100 (4,1)

LONGEST RUSHING TDs, ROOKIES

PLAYER (GAME)	YARDS
1. Herman Hunter (11/24/1985 at Cowboys)	74t
2. John Brewer (10/4/1952 vs. Giants)	71t
3t. Steve Van Buren (11/5/1944 at Brooklyn Tigers)	70t
John Kusko (11/22/1936 vs. Bears)	70t
5t. LeSean McCoy (11/1/2009 vs. Giants)	66t
Don Johnson (11/15/1953 vs. Baltimore Colts)	66t
7. Bryce Brown (12/26/2012 vs. Panthers)	65t
8. Don Johnson (11/29/1953 at Giants)	63t
9. Ryan Moats (12/18/2005 at Rams)	59t
10. Ken Keller (10/14/1956 at Steelers)	51t

LONGEST KICKOFF RETURNS, ROOKIES

PLAYER	DATE	YARDS
1. Josh Huff vs. Titans (W)	11/23/2014	107t
2. Quintin Demps at Ravens (L)	11/23/2008	100t
3. Wilbert Montgomery vs. Giants (W)	12/11/1977	99t
4t. Steve Van Buren vs. Giants (T)	11/12/1944	97t
Bosh Pritchard at Redskins (L)	11/1/1942	97t
6. Art Powell vs. Giants (W)	10/4/1959	95
7. Andre Waters vs. Redskins (W)	11/18/1984	89t
8. Wendell Smallwood at Redskins (L)	10/16/2016	86t
9. Billy Walik at Packers (L)	10/25/1970	82
10. Jim Castiglia vs. Redskins (L)	10/19/1941	72

LONGEST PUNT RETURNS, ROOKIES

PLAYER	DATE	YARDS
1. Damaris Johnson at Cowboys (L)	12/2/2012	98t
2. Clyde Scott at Steelers (W)	10/30/1949	70t
3. Pat McHugh at Boston Yanks (L)	11/23/1947	69t
4. DeSean Jackson vs. Redskins (L)	10/5/2008	68t
5. Bob Shann vs. Lions (L)	12/19/1965	63t
6. Ernie Steele at NY Giants (L)	10/11/1942	62
7. DeSean Jackson vs. Rams (W)	9/7/2008	60
8. Art Powell vs. Steelers (W)	10/11/1959	58t
9. Don Stevens vs. Redskins (W)	11/9/1952	56t
10. Steve Van Buren vs. Boston Yanks (W)	10/22/1944	55t

TOP PASSING PERFORMANCES, ROOKIES

PLAYER (GAME)	YARDS
1. Nick Foles (12/9/2012 at Buccaneers)	381
2. Carson Wentz (11/6/2016 at Giants)	364
3. Nick Foles (12/23/2012 vs. Redskins)	345
4. Carson Wentz (12/11/2016 vs. Redskins)	314
5. Carson Wentz (12/4/2016 at Bengals)	308
6. Carson Wentz (9/25/2016 vs. Steelers)	301
7. Davey O'Brien (11/12/1939 vs. Packers)	289
8. Carson Wentz (9/11/2016 vs. Browns) - first start	278

PLAYER (GAME)	COMPLETIONS
1. Carson Wentz (12/4/2016 at Bengals)	36
2t. Carson Wentz (12/11/2016 vs. Redskins)	32
Carson Wentz (10/30/2016 at Cowboys)	32
Nick Foles (12/23/2012 vs. Redskins)	32
Nick Foles (12/9/2012 at Buccaneers)	32

PLAYER (GAME)	TOUCHDOWNS
1t. Donovan McNabb (1/2/2000 vs. StL Rams)	3
Sonny Jurgensen (11/24/1957 vs. Redskins)	3
3t. many times	2

LONGEST RECEIVING TDs, ROOKIES

PLAYER (GAME)	YARDS
1. Fred Barnett (12/2/1990 at Bills)	95t
2. Hank Baskett (12/31/2006 vs. Falcons)	89t
3. Hank Baskett (10/8/2006 vs. Cowboys)	87t
4. Kenny Jackson (10/21/1984 vs. NY Giants)	83t
5. Charle Young (11/18/1973 at Cowboys)	80t
6. Mel Bleeker (10/22/1944 vs. Boston Yanks)	75t
7. Glen Young (11/6/1983 vs. Cowboys)	71t
8. Clyde Scott (11/13/1949 at Redskins)	70t

ALL-TIME 300-YARD PASSING GAMES



Date	Player/Opponent/Result	Att-Cmp-Yd-TD-INT			
10/13/19	Carson Wentz at Vikings (L)	40-26-306-2-1	9/23/07	Donovan McNabb vs. Lions (W)	26-21-381-4-0
9/8/19	Carson Wentz vs. Redskins (W)	39-28-313-3-0	12/31/06	A.J. Feeley vs. Falcons (W)	33-22-321-3-0
12/23/18	Nick Foles vs. Texans (W)	49-35-471-4-1	12/4/06	Jeff Garcia vs. Panthers (W)	39-21-312-3-0
12/3/18	Carson Wentz vs. Redskins (W)	39-27-306-2-1	10/22/06	Donovan McNabb at Buccaneers (L)	35-22-302-3-3
11/11/18	Carson Wentz vs. Cowboys (L)	44-32-369-2-1	10/8/06	Donovan McNabb vs. Cowboys (W)	33-18-354-2-0
10/21/18	Carson Wentz vs. Panthers (L)	37-30-310-2-0	9/17/06	Donovan McNabb vs. Giants (L) OT	45-27-350-2-0
10/7/18	Carson Wentz vs. Vikings (L)	35-24-311-2-0	9/10/06	Donovan McNabb at Texans (W)	35-24-314-3-1
9/30/18	Carson Wentz at Titans (L)	50-33-348-2-0	11/6/05	Donovan McNabb at Redskins (L)	35-22-304-1-1
9/16/18	Nick Foles at Buccaneers (L)	48-35-334-1-0	10/2/05	Donovan McNabb at Chiefs (W)	48-33-369-3-1
2/4/18	<u>Nick Foles vs. Patriots (W)</u>	43-28-373-3-1	9/25/05	Donovan McNabb vs. Raiders (W)	52-30-365-2-1
1/21/18	<u>Nick Foles vs. Vikings (W)</u>	33-26-352-3-0	9/18/05	Donovan McNabb vs. 49ers (W)	29-23-342-5-0
12/3/17	Carson Wentz at Seahawks (L)	45-29-348-1-1	2/6/05	<u>Donovan McNabb vs. Patriots (L)</u>	51-30-357-3-3
10/8/17	Carson Wentz vs. Cardinals (W)	30-21-304-4-1	12/5/04	Donovan McNabb vs. Packers (W)	43-32-464-5-0
9/17/17	Carson Wentz at Chiefs (L)	46-25-333-2-1	11/15/04	Donovan McNabb at Cowboys (W)	27-15-345-4-0
9/10/17	Carson Wentz at Redskins (W)	39-26-307-2-1	10/24/04	Donovan McNabb at Browns (W) OT	43-28-376-4-1
12/11/16	Carson Wentz* vs. Redskins (L)	46-32-314-1-1	9/26/04	Donovan McNabb at Lions (W)	42-29-356-2-0
12/4/16	Carson Wentz* at Bengals (L)	60-36-308-1-3	9/12/04	Donovan McNabb vs. Giants (W)	36-26-330-4-0
11/6/16	Carson Wentz* at Giants (L)	47-27-364-0-2	11/16/03	Donovan McNabb vs. Giants (W)	30-24-314-2-0
9/25/16	Carson Wentz* vs. Steelers (W)	31-23-301-2-0	11/2/03	Donovan McNabb at Falcons (W)	33-21-312-1-0
1/3/16	Sam Bradford at Giants (W)	38-30-320-2-1	9/9/01	Donovan McNabb vs. Rams (L)	48-32-312-2-1
12/26/15	Sam Bradford vs. Redskins (L)	56-37-380-1-0	12/10/00	Donovan McNabb at Browns (W)	36-23-390-4-0
12/20/15	Sam Bradford vs. Cardinals (L)	41-28-361-2-2	10/1/00	Donovan McNabb vs. Falcons (W)	44-30-311-2-1
10/11/15	Sam Bradford vs. Saints (W)	45-32-333-2-2	11/30/97	Bobby Hoying vs. Bengals (W)	42-26-313-4-1
9/14/15	Sam Bradford at Falcons (L)	52-36-336-1-2	11/24/96	Ty Detmer at Cardinals (L)	38-21-322-0-1
12/20/14	Mark Sanchez at Redskins (L)	50-37-374-2-1	11/10/96	Ty Detmer vs. Bills (L)	44-26-315-2-1
11/23/14	Mark Sanchez vs. Titans (W)	43-30-307-1-2	10/27/96	Ty Detmer vs. Panthers (W)	38-23-342-1-1
11/16/14	Mark Sanchez at Packers (L)	44-26-346-2-2	12/24/94	Bubby Brister at Bengals (L)	37-26-325-1-0
11/10/14	Mark Sanchez vs. Panthers (W)	37-20-332-2-0	12/4/94	R. Cunningham vs. Cowboys (L)	46-29-327-2-1
10/26/14	Nick Foles at Cardinals (L)	62-36-411-2-2	10/24/94	R. Cunningham vs. Oilers (W)	24-13-310-2-1
9/21/14	Nick Foles vs. Redskins (W)	41-27-325-3-0	9/12/94	R. Cunningham vs. Bears (W)	36-24-311-3-0
9/15/14	Nick Foles at Colts (W)	37-21-331-1-1	9/4/94	R. Cunningham at Giants (L)	39-20-344-2-0
9/7/14	Nick Foles vs. Jaguars (W)	45-27-322-2-1	1/3/94	Bubby Brister at 49ers (W) OT	43-26-350-3-1
12/15/13	Nick Foles at Vikings (L)	48-30-428-3-1	9/19/93	R. Cunningham vs. Redskins (W)	39-25-360-3-2
11/3/13	Nick Foles at Raiders (W)	28-22-406-7-0	12/13/92	R. Cunningham at Seahawks (W) OT	44-27-365-0-1
9/15/13	Michael Vick vs. Chargers (L)	36-23-428-2-0	11/10/91	Jim McMahon at Browns (W)	43-26-341-3-1
12/23/12	Nick Foles* vs. Redskins (L)	48-32-345-1-1	12/18/89	R. Cunningham at Saints (L)	39-19-306-2-2
12/9/12	Nick Foles* at Buccaneers (W)	51-32-381-2-0	10/2/89	R. Cunningham at Bears (L)	62-32-401-1-4
10/14/12	Michael Vick vs. Lions (L)	46-28-311-2-2	9/17/89	R. Cunningham at Redskins (W)	46-34-447-5-1
9/16/12	Michael Vick vs. Ravens (W)	32-23-371-1-2	12/31/88	<u>R. Cunningham at Bears (L)</u>	54-27-407-0-3
9/9/12	Michael Vick at Browns (W)	56-29-317-2-4	11/6/88	R. Cunningham vs. Rams (W)	39-22-323-3-0
1/1/12	Michael Vick vs. Redskins (W)	39-24-335-3-1	10/10/88	R. Cunningham vs. Giants (W)	41-31-369-3-0
11/27/11	Vince Young vs. Patriots (L)	48-26-400-1-1	11/29/87	R. Cunningham at Patriots (W) OT	31-18-314-2-1
10/9/11	Michael Vick at Bills (L)	40-26-315-2-4	10/11/87	Scott Tinsley at Cowboys (L)	34-24-338-3-0
10/2/11	Michael Vick vs. 49ers (L)	46-30-416-2-1	12/15/85	Ron Jaworski at Chargers (L)	48-29-334-1-3
12/2/10	Michael Vick vs. Texans (W)	33-22-302-2-1	12/1/85	Ron Jaworski vs. Vikings (L)	42-23-320-2-1
11/28/10	Michael Vick at Bears (L)	44-29-333-2-1	11/3/85	Ron Jaworski at 49ers (L)	48-24-394-1-3
11/15/10	Michael Vick at Redskins (W)	28-20-333-4-0	10/20/85	Ron Jaworski vs. Cowboys (W)	35-22-380-1-0
10/17/10	Kevin Kolb vs. Falcons (W)	29-23-326-3-1	12/16/84	Joe Pisarcik at Falcons (L)	46-24-334-1-0
12/27/09	Donovan McNabb vs. Broncos (W)	35-20-322-3-1	10/28/84	Ron Jaworski vs. Cardinals (L)	38-22-340-2-3
12/20/09	Donovan McNabb vs. 49ers (W)	36-21-306-1-2	11/27/83	Ron Jaworski at Redskins (L)	36-19-333-3-1
11/15/09	Donovan McNabb at Chargers (L)	55-35-450-2-1	9/11/83	Ron Jaworski vs. Redskins (L)	37-24-326-1-2
9/27/09	Kevin Kolb vs. Chiefs (W)	34-24-327-2-0	9/19/82	Ron Jaworski at Browns (W)	41-25-334-2-1
9/20/09	Kevin Kolb vs. Saints (L)	51-31-391-2-3	9/12/82	Ron Jaworski vs. Redskins (L) OT	38-27-371-2-0
1/18/09	<u>Donovan McNabb at Cardinals (L)</u>	47-28-375-3-1	10/18/81	Ron Jaworski at Vikings (L)	44-29-330-2-2
1/4/09	<u>Donovan McNabb at Vikings (W)</u>	34-23-300-1-1	12/21/80	Ron Jaworski at Cowboys (L)	30-18-331-1-0
11/16/08	Donovan McNabb at Bengals (T) OT	58-28-339-1-3	11/9/80	Ron Jaworski at Saints (W)	32-21-323-3-0
11/2/08	Donovan McNabb at Seahawks (W)	43-28-349-2-1	12/16/73	Roman Gabriel at Redskins (L)	39-22-302-1-1
9/7/08	Donovan McNabb vs. Rams (W)	33-21-361-3-0	12/2/73	Roman Gabriel at 49ers (L)	55-28-322-2-1
12/30/07	Donovan McNabb vs. Bills (W)	41-29-345-1-1	10/14/73	Roman Gabriel at Cardinals (W)	45-29-379-3-0
11/25/07	A.J. Feeley at Patriots (L)	42-27-345-3-3	9/19/71	Pete Liske at Bengals (L)	40-20-301-2-3
10/28/07	Donovan McNabb at Vikings (W)	36-23-333-1-0	9/28/69	Norm Snead vs. Steelers (W)	30-22-335-5-1
			11/19/67	Norm Snead vs. Saints (W)	27-19-309-4-2

* - denotes rookie

Underline - denotes playoff game

ALL-TIME 300-YARD PASSING GAMES



Date	Player/Opponent/Result	Att-Cmp-Yd-TD-INT
10/22/67	Norm Snead at Cardinals (L)	32-16-321-2-2
9/17/67	Norm Snead vs. Redskins (W)	27-18-301-2-0
12/5/65	Norm Snead vs. Cowboys (L)	43-20-320-0-1
11/14/65	Norm Snead vs. Redskins (W)	28-21-311-0-1
11/7/65	Norm Snead at Browns (L)	36-18-362-3-2
10/17/65	King Hill at Giants (L)	41-23-321-3-4
12/13/64	Norm Snead at Cardinals (L)	31-15-301-3-2
10/13/63	Sonny Jurgensen at Redskins (W)	29-17-315-4-2
9/15/63	Sonny Jurgensen vs. Steelers (T)	26-16-322-3-2
12/16/62	Sonny Jurgensen at Cardinals (L)	34-15-419-5-3
11/25/62	Sonny Jurgensen vs. Cowboys (W)	21-13-342-1-2
12/17/61	Sonny Jurgensen at Lions (W)	42-27-403-3-2
12/10/61	Sonny Jurgensen vs. Giants (L)	31-16-367-3-2
11/26/61	Sonny Jurgensen vs. Cowboys (W)	23-16-351-5-2
10/29/61	Sonny Jurgensen at Redskins (W)	41-27-436-3-2
10/1/61	Sonny Jurgensen vs. Cardinals (L)	36-24-399-3-2
9/23/62	Sonny Jurgensen vs. Giants (L)	57-33-396-1-3
11/16/58	Norm Van Brocklin vs. Cardinals (W)	29-19-318-2-1
10/1/55	Bobby Thomason vs. Redskins (L)	37-25-349-4-0
11/28/54	Adrian Burk vs. Redskins (W)	28-17-345-5-1
12/13/53	Bobby Thomason vs. Browns (W)	35-23-331-3-0
11/15/53	Bobby Thomason vs. Colts (W)	37-18-329-3-5
11/8/53	Bobby Thomason vs. Giants (W)	44-22-437-4-1

* - denotes rookie

Underline - denotes playoff game

MOST 300-YARD PASSING GAMES, Career

1.	Donovan McNabb	30
2.	Carson Wentz	15
3.	Randall Cunningham	13
4t.	Nick Foles	12
	Ron Jaworski	12
6t.	Michael Vick	10
	Sonny Jurgensen	10
	*includes playoff games	

MOST 300-YARD PASSING GAMES, Season

1t.	Carson Wentz (2018)	5
	Sam Bradford (2015)	5
	Donovan McNabb (2004)	5
	Sonny Jurgensen (1961)	5
5t.	Carson Wentz (2017)	4
	Carson Wentz (2016) - rookie	4
	Mark Sanchez (2014)	4
	Nick Foles (2014)	4
	Donovan McNabb (2006 and 2005)	4
	Randall Cunningham (1994)	4
	Ron Jaworski (1985)	4
	*regular season only	

CONSECUTIVE 300-YARD PASSING GAMES

1t.	Sam Bradford (2015)	3
	Mark Sanchez (2014)	3
	Nick Foles (2014)	3
	Michael Vick (2011-12)	3
	Donovan McNabb (2005)	3

MOST 400-YARD PASSING GAMES, Career

1.	Nick Foles	4
2t.	Michael Vick	3
	Randall Cunningham	3
	Sonny Jurgensen	3
5.	Donovan McNabb	2
	*includes playoff games	

MOST 400-YARD PASSING GAMES, Season

1t.	Nick Foles (2013)	2
	Randall Cunningham (1989)	2
	Sonny Jurgensen (1961)	2
	*regular season only	

100-100-300 PERFORMANCES IN SAME GAME

Date	100-yd. Rusher (yards)	100-yd. Receiver (yards)	300-yd. Passer (yards)
9/23/07 vs. Det.	Brian Westbrook (110)	Kevin Curtis (221), Brian Westbrook (111)	Donovan McNabb (381)
10/22/06 at TB	Brian Westbrook (101)	Brian Westbrook (113)	Donovan McNabb (302)
10/1/00 vs. Atl.	Brian Mitchell (105)	Torrance Small (122)	Donovan McNabb (311)
12/13/92 at Sea.	Herschel Walker (111)	Fred Barnett (161)	Randall Cunningham (365)
11/29/87 at NE	Anthony Toney (123)	Mike Quick (121)	Randall Cunningham (314)
11/7/65 at Cle.	Timmy Brown (186)	Pete Retzlaff (151)	Norm Snead (362)
11/25/62 vs. Dal.	Timmy Brown (107)	Pete Retzlaff (113), Tommy McDonald (108)	Sonny Jurgensen (342)
11/15/53 vs. Bal.	Don Johnson (100)	Pete Pihos (118), Bobby Walston (110)	Bobby Thomason (329)

ALL-TIME 100-YARD RUSHING GAMES



Date	Player/Opponent/Result	Att-Yds-LG-TD		
10/1/17	LeGarrette Blount at LA Chargers (W)	16-136-68-0	10/28/02	Donovan McNabb vs. Giants (W) 8-107-40t-1
12/18/16	Ryan Mathews at Ravens (L)	20-128-19-1	10/20/02	Duce Staley vs. Buccaneers (W) 24-152-57-0
11/13/16	Ryan Mathews vs. Falcons (W)	19-109-21-2	10/6/02	Donovan McNabb at Jaguars (L) 12-100-26-1
10/19/15	DeMarco Murray vs. Giants (W)	21-112-21-1	11/18/01	Duce Staley at Cowboys (W) 26-102-18-0
9/27/15	Ryan Mathews at Jets (W)	24-108-27-0	11/11/01	Duce Staley vs. Vikings (W) 17-146-44t-1
11/27/14	LeSean McCoy at Cowboys (W)	25-159-38t-1	10/7/01	Correll Buckhalter* vs. Cardinals (L) 21-134-37-0
11/23/14	LeSean McCoy vs. Titans (W)	21-130-53-1	11/26/00	Donovan McNabb at Redskins (W) 11-125-54-1
11/2/14	LeSean McCoy at Texans (W)	24-117-26-0	10/1/00	Brian Mitchell vs. Falcons (W) 2-105-85t-1
10/12/14	LeSean McCoy vs. Giants (W)	22-149-28-0	9/3/00	Duce Staley at Cowboys (W) 26-201-60-1
12/29/13	LeSean McCoy at Cowboys (W)	27-131-20-0	11/14/99	Duce Staley vs. Redskins (W) 28-122-20t-1
12/22/13	LeSean McCoy vs. Bears (W)	18-133-19-2	11/7/99	Duce Staley at Panthers (L) 17-140-29-1
12/22/13	Bryce Brown vs. Bears (W)	9-115-65t-1	10/17/99	Duce Staley at Bears (W) 23-101-26-0
12/8/13	LeSean McCoy vs. Lions (W)	29-217-57t-2	10/10/99	Duce Staley vs. Cowboys (W) 22-110-19-0
11/10/13	LeSean McCoy at Packers (W)	25-155-30-0	9/12/99	Duce Staley vs. Cardinals (L) 21-111-24t-1
10/13/13	LeSean McCoy at Buccaneers (W)	25-116-19-0	12/13/98	Duce Staley vs. Cardinals (L) OT 30-141-30t-1
9/19/13	LeSean McCoy vs. Chiefs (L)	20-158-41t-1	11/8/98	Charlie Garner vs. Lions (W) 16-129-40-1
9/9/13	LeSean McCoy at Redskins (W)	31-184-34t-1	12/21/97	Charlie Garner at Redskins (L) 18-115-26-2
12/2/12	Bryce Brown* at Cowboys (L)	24-169-39-2	10/5/97	Ricky Watters vs. Redskins (W) 31-104-13-2
11/26/12	Bryce Brown* vs. Panthers (L) - first start	19-178-65t-2	9/15/97	Ricky Watters at Cowboys (L) 20-106-20-0
11/5/12	LeSean McCoy at Saints (L)	19-119-34-0	12/1/96	Ricky Watters vs. Giants (W) 29-104-11-0
9/30/12	LeSean McCoy vs. Giants (W)	23-123-34-0	11/3/96	Ricky Watters at Cowboys (W) 24-116-17-1
9/9/12	LeSean McCoy at Browns (W)	20-110-22-0	10/20/96	Ricky Watters vs. Dolphins (W) 25-173-49t-1
12/18/11	LeSean McCoy vs. Jets (W)	18-102-33t-3	10/13/96	Ricky Watters at Giants (W) 27-110-11-0
11/20/11	LeSean McCoy at Giants (W)	23-113-60-0	9/22/96	Ricky Watters at Falcons (W) 26-121-56t-2
10/30/11	LeSean McCoy vs. Cowboys (W)	30-185-34-2	9/15/96	Ricky Watters vs. Lions (W) 27-153-52-1
10/16/11	LeSean McCoy at Redskins (W)	28-126-21-1	12/10/95	Ricky Watters vs. Cowboys (W) 33-112-15-1
9/25/11	LeSean McCoy vs. Giants (L)	24-128-21-1	11/26/95	Ricky Watters at Redskins (W) 25-124-25-2
9/11/11	LeSean McCoy at Rams (W)	15-122-49t-1	10/15/95	Ricky Watters at Giants (W) 30-122-14-1
12/19/10	Michael Vick (QB) at Giants (W)	10-130-35-1	10/8/95	Ricky Watters vs. Redskins (W) OT 25-139-24-0
12/12/10	LeSean McCoy at Cowboys (W)	16-149-56-0	10/8/95	Charlie Garner vs. Redskins (W) OT 9-120-55t-3
11/21/10	LeSean McCoy vs. Giants (W)	14-111-50t-1	10/9/94	Charlie Garner* vs. Redskins (W) 28-122-12-0
11/15/10	Jerome Harrison at Redskins (W)	11-109-50t-1	10/2/94	Charlie Garner* at 49ers (W) 16-111-28t-2
9/19/10	LeSean McCoy at Lions (W)	16-120-46t-3	1/3/93	<u>Heath Sherman at Saints (W)</u> 21-105-16-1
9/12/10	Michael Vick (QB) vs. Packers (L)	11-103-31-0	12/27/92	Herschel Walker vs. Giants (W) 16-104-38-0
12/7/08	Brian Westbrook at Giants (W)	33-131-30t-1	12/13/92	Herschel Walker at Seahawks (W) OT 23-111-18-1
11/27/08	Brian Westbrook vs. Cardinals (W)	22-110-17-2	12/6/92	Randall Cunningham vs. Vikings (W) 12-121-30-2
10/26/08	Brian Westbrook vs. Falcons (W)	22-167-39t-2	11/22/92	Heath Sherman at Giants (W) 17-109-30t-1
12/23/07	Brian Westbrook at Saints (W)	17-100-21-0	10/25/92	Herschel Walker vs. Cardinals (W) 20-112-36-0
12/9/07	Brian Westbrook vs. Giants (L)	20-116-21-0	9/13/92	Herschel Walker at Cardinals (W) 28-115-20-0
11/18/07	Brian Westbrook vs. Dolphins (W)	32-148-36-0	9/6/92	Herschel Walker vs. Saints (W) 26-112-32-0
11/11/07	Brian Westbrook at Redskins (W)	20-100-13-1	11/12/90	Heath Sherman vs. Redskins (W) 35-124-22-0
10/14/07	Brian Westbrook at Jets (W)	20-120-22-0	11/4/90	Randall Cunningham vs. Patriots (W) 8-124-52t-1
9/30/07	Correll Buckhalter at Giants (L)	17-103-17-0	11/4/90	Heath Sherman vs. Patriots (W) 24-113-17-0
9/23/07	Brian Westbrook vs. Lions (W)	14-110-25t-2	9/23/90	Anthony Toney at Rams (W) 24-103-20-0
1/13/07	<u>Brian Westbrook at Saints (L)</u>	13-116-62t-2	12/27/87	Keith Byars vs. Bills (W) 23-102-22-0
1/7/07	<u>Brian Westbrook vs. Giants (W)</u>	20-141-49-1	11/29/87	Anthony Toney at Patriots (W) OT 24-123-36-1
12/25/06	Brian Westbrook at Cowboys (W)	26-122-16-0	12/7/86	Keith Byars* vs. Cardinals (T) OT 24-127-32-0
11/26/06	Brian Westbrook at Colts (L)	20-124-21-1	11/16/86	Randall Cunningham vs. Lions (L) 14-110-20-0
11/19/06	Brian Westbrook vs. Titans (L)	22-102-27-0	12/22/85	Earnest Jackson at Vikings (W) 25-106-59-2
11/12/06	Brian Westbrook vs. Redskins (W)	22-113-21-0	11/17/85	Earnest Jackson at Cardinals (W) 34-162-51t-1
10/22/06	Brian Westbrook at Buccaneers (L)	13-101-23-0	10/13/85	Earnest Jackson vs. Cardinals (W) 27-103-13-0
9/24/06	Brian Westbrook at 49ers (W)	8-117-71t-2	12/9/84	Wilbert Montgomery vs. Patriots (W) 19-100-14-1
12/11/05	Ryan Moats* vs. Giants (L) OT	11-114-40t-2	12/19/82	Wilbert Montgomery vs. Oilers (W) 17-147-90t-3
11/27/05	Brian Westbrook vs. Packers (W)	20-120-27t-1	12/20/81	Wilbert Montgomery vs. Cardinals (W) 13-108-41-1
10/3/04	Brian Westbrook at Bears (W)	22-119-29-0	12/6/81	Wilbert Montgomery at Redskins (L) 27-116-13-0
9/12/04	Brian Westbrook vs. Giants (W)	17-119-50-0	11/22/81	Wilbert Montgomery vs. Giants (L) 25-102-24-0
1/11/04	<u>Donovan McNabb vs. Packers (W)</u>	11-107-41-0	11/15/81	Wilbert Montgomery vs. Colts (W) 22-115-13-2
12/7/03	Correll Buckhalter vs. Cowboys (W)	13-115-64t-1	11/8/81	Wilbert Montgomery at Cardinals (W) 20-118-23-0
10/26/03	Correll Buckhalter vs. Jets (W)	15-100-21-2	10/25/81	Wilbert Montgomery vs. Buccaneers (W) 22-119-12-1
12/8/02	Duce Staley at Seahawks (W)	21-100-21t-1	9/17/81	Wilbert Montgomery at Bills (W) 27-125-15-0
11/17/02	Duce Staley vs. Cardinals (W)	31-135-13-0	9/13/81	Wilbert Montgomery vs. Patriots (W) 18-137-41-0
10/28/02	Duce Staley vs. Giants (W)	24-126-23-0	1/11/81	<u>Wilbert Montgomery vs. Cowboys (W)</u> 26-194-55-1
			9/14/80	Wilbert Montgomery at Vikings (W) 20-169-72t-2

* - denotes rookie; Underline - denotes playoff game

ALL-TIME 100-YARD RUSHING GAMES



Date	Player/Opponent/Result	Att-Yds-LG-TD		
12/2/79	Wilbert Montgomery vs. Lions (W)	22-108-20-1	11/14/48	Steve Van Buren vs. Boston Yanks (W) 16-137-28-0
11/25/79	Leroy Harris at Packers (W)	9-137-80-0	11/7/48	Steve Van Buren at Giants (W) 25-143-20-2
11/18/79	Wilbert Montgomery vs. Cardinals (W)	26-118-52-0	10/31/48	Steve Van Buren at Steelers (W) 22-109-21-1
11/12/79	Wilbert Montgomery at Cowboys (W)	25-127-37t-1	11/2/47	Steve Van Buren at Redskins (W) 17-138-37-2
11/4/79	Wilbert Montgomery vs. Browns (L)	30-197-62t-1	10/19/47	Steve Van Buren at Steelers (L) 21-133-45-0
10/14/79	Wilbert Montgomery at Cardinals (W)	25-117-13-1	10/5/47	Steve Van Buren vs. Giants (W) 16-105-28-0
10/7/79	Wilbert Montgomery vs. Redskins (W)	22-127-24-3	11/24/46	Steve Van Buren vs. Redskins (L) 25-130-58-0
9/23/79	Wilbert Montgomery at Giants (W)	29-126-12-0	12/9/45	Steve Van Buren vs. Boston Yanks (W) 22-100-29-3
12/17/78	Wilbert Montgomery vs. Giants (W)	25-130-47-2	12/2/45	Steve Van Buren at Giants (L) 19-100-32-2
12/17/78	Mike Hogan vs. Giants (W)	22-100-18-0	11/18/45	Steve Van Buren vs. Steelers (W) 19-107-24-2
12/3/78	Wilbert Montgomery at Vikings (L)	24-115-36-1	11/11/45	Steve Van Buren vs. Giants (W) 19-129-28-2
10/15/78	Wilbert Montgomery vs. Redskins (W)	25-125-24-1	11/5/44	Steve Van Buren* at Tigers (W) 12-129-70-2
10/1/78	Wilbert Montgomery at Colts (W)	25-144-14-1	11/28/43	Jack Hinkle at Redskins (W) 26-117-14-1
9/24/78	Wilbert Montgomery vs. Dolphins (W)	25-111-12-0	11/21/43	Jack Hinkle vs. Lions (W) 13-132-56-1
9/17/78	Wilbert Montgomery at Saints (W)	18-104-19-0	11/15/42	Bosh Pritchard* at Dodgers (W) 14-104-26-0
12/18/77	Wilbert Montgomery* vs. Jets (W)	22-103-27-2	9/13/36	Swede Hanson vs. Giants (W) 15-107-NA-0
10/9/77	Herb Lusk at Giants (W)	17-117-70-2	11/11/34	Swede Hanson vs. Dodgers (L) 17-118-NA-0
12/12/76	Tom Sullivan vs. Seahawks (W)	23-121-26-2	11/6/34	Swede Hanson vs. Reds (W) 18-190-NA-2
12/12/76	Mike Hogan* vs. Seahawks (W)	19-104-18-0	9/16/34	Swede Hanson at Packers (L) 13-116-NA-1
9/27/76	Mike Hogan* vs. Redskins (L) OT	22-100-32-0		
11/25/73	Tom Sullivan vs. Giants (W)	32-156-27-1		
10/7/73	Tom Sullivan at Bills (L)	26-155-30-0		
10/7/73	Norm Bulaich at Bills (L)	13-104-20-0		
9/23/73	Tom Sullivan at Giants (T)	18-100-14-1		
12/21/69	Cyril Pinder at 49ers (L)	25-128-29-1		
12/7/69	Tom Woodeshick vs. Redskins (L)	20-102-21-0		
11/16/69	Tom Woodeshick vs. Rams (L)	25-130-21-1		
12/8/68	Tom Woodeshick vs. Saints (W)	18-122-30-1		
9/22/68	Tom Woodeshick vs. Giants (L)	15-129-54-1		
10/29/67	Tom Woodeshick vs. Cowboys (W)	20-101-26-1		
10/8/67	Tom Woodeshick at Falcons (W)	20-129-41-1		
12/18/66	Tom Woodeshick at Redskins (W)	27-105-21-2		
12/4/66	Jack Concannon vs. Steelers (W)	15-129-29-1		
10/23/66	Timmy Brown at Giants (W)	21-100-24-0		
9/18/66	Izzy Lang vs. Falcons (W)	16-114-39-1		
11/28/65	Timmy Brown at Cardinals (W)	18-180-43-1		
11/7/65	Timmy Brown at Browns (L)	16-186-54-1		
11/22/64	Earl Gros vs. Cardinals (L)	21-103-22-0		
11/15/64	Earl Gros at Cowboys (W)	16-118-47-0		
10/18/64	Ollie Matson at Giants (W)	19-100-54-2		
10/11/64	Timmy Brown at Redskins (L)	14-101-36-2		
10/4/64	Timmy Brown vs. Steelers (W)	16-116-33-0		
10/4/64	Earl Gros vs. Steelers (W)	19-129-47-0		
11/25/62	Timmy Brown vs. Cowboys (W)	17-107-22-2		
10/23/60	Clarence Peaks at Browns (W)	13-102-57-0		
11/1/59	Bill Barnes vs. Redskins (W)	13-163-61-1		
10/25/59	Bill Barnes at Cardinals (W)	23-111-22-2		
11/29/53	Don Johnson* at Giants (L)	13-121-63-1		
11/15/53	Don Johnson* vs. Colts (W)	11-100-66-2		
12/2/51	Frank Ziegler at Redskins (W)	20-136-28-0		
11/19/50	Frank Ziegler vs. Cardinals (L)	18-113-52-0		
11/12/50	Steve Van Buren at Redskins (W)	23-108-23-1		
10/15/50	Toy Ledbetter* at Colts (W)	23-107-14-1		
10/7/50	Frank Ziegler vs. Rams (W)	17-106-38-1		
12/18/49	<u>Steve Van Buren at Rams (W)</u>	31-196-49-0		
11/27/49	Steve Van Buren vs. Steelers (W)	27-205-41-0		
11/20/49	Steve Van Buren vs. NY Bulldogs (W)	35-174-38-2		
10/30/49	Steve Van Buren at Steelers (W)	17-103-31-2		
10/23/49	Bosh Pritchard vs. Redskins (W)	11-128-77-1		
10/3/49	Steve Van Buren at Lions (W)	33-135-12-2		
11/21/48	Steve Van Buren vs. Redskins (W)	29-171-21-1		

* - denotes rookie; Underline - denotes playoff game

MOST 100-YARD RUSHING GAMES, Career

1. Wilbert Montgomery 26
 2. LeSean McCoy 23
 3. Brian Westbrook 20
 4. Steve Van Buren 19
 5. Duce Staley 13
- *includes playoff games

MOST 200-YARD RUSHING GAMES, Career

- 1t. LeSean McCoy, Duce Staley and Steve Van Buren . . 1

MOST 100-YARD RUSHING GAMES, Season

1. Wilbert Montgomery (1981) 8
 2. LeSean McCoy (2013) 7
 - Wilbert Montgomery (1979) 7
 4. LeSean McCoy (2011) 6
 - Brian Westbrook (2007) 6
 - Brian Westbrook (2006) 6
 - Ricky Watters (1996) 6
 - Wilbert Montgomery (1978) 6
- *regular season only

ALL-TIME 100 YARD RECEIVING GAMES



Date	Player/Opponent/Result	Yds (Rec, TD)			
9/15/19	Nelson Agholor at Falcons (L)	107 (8, 1)	10/17/10	Jeremy Maclin vs. Falcons (W)	159 (7, 2)
9/8/19	DeSean Jackson vs. Redskins (W)	154 (8, 2)	10/3/10	LeSean McCoy (RB) vs. Redskins (L)	110 (12, 0)
12/23/18	Nelson Agholor vs. Texans (W)	116 (5, 1)	9/26/10	DeSean Jackson at Jaguars (W)	153 (5, 1)
12/23/18	Zach Ertz vs. Texans (W)	110 (12, 2)	9/19/10	DeSean Jackson at Lions (W)	135 (4, 1)
12/16/18	Alshon Jeffery at LA Rams (W)	160 (8, 0)	1/9/10	Jeremy Maclin* at Cowboys (L)	146 (7, 1)
11/11/18	Zach Ertz vs. Cowboys (L)	145 (14, 2)	12/27/09	Brent Celek (TE) vs. Broncos (W)	121 (4, 1)
10/21/18	Zach Ertz vs. Panthers (L)	138 (9, 0)	12/20/09	DeSean Jackson vs. 49ers (W)	140 (6, 1)
10/7/18	Zach Ertz vs. Vikings (L)	110 (10, 1)	12/13/09	DeSean Jackson at Giants (W)	178 (6, 1)
9/30/18	Zach Ertz at Titans (L)	112 (10, 0)	11/22/09	DeSean Jackson at Bears (W)	107 (8, 1)
9/30/18	Alshon Jeffery at Titans (L)	105 (8, 1)	11/15/09	Jason Avant at Chargers (L)	156 (8, 0)
2/4/18	Corey Clement* vs. Patriots	100 (4, 1)	10/11/09	Jeremy Maclin* vs. Buccaneers (W)	142 (6, 2)
12/10/17	Torrey Smith at LA Rams (W)	100 (6, 0)	9/27/09	DeSean Jackson vs. Chiefs (W)	149 (6, 1)
12/3/17	Nelson Agholor at Seahawks (L)	141 (7, 1)	9/27/09	Brent Celek (TE) vs. Chiefs (W)	104 (8, 1)
11/26/17	Zach Ertz (TE) vs. Bears (W)	103 (10, 1)	9/20/09	Brent Celek (TE) vs. Saints (L)	104 (8, 0)
1/1/17	Zach Ertz (TE) vs. Cowboys (W)	139 (13, 2)	9/20/09	DeSean Jackson vs. Saints (L)	101 (4, 1)
12/11/16	Zach Ertz (TE) vs. Redskins (L)	112 (10, 0)	1/18/09	Kevin Curtis at Cardinals (L)	122 (4, 0)
9/25/16	Darren Sproles (RB) vs. Steelers (W)	128 (6, 1)	12/15/08	Jason Avant vs. Browns (W)	101 (5, 0)
9/11/16	Jordan Matthews vs. Browns (W)	114 (7, 1)	11/2/08	Brent Celek (TE) at Seahawks (W)	131 (6, 0)
1/3/16	Zach Ertz (TE) at Giants (W)	152 (9, 0)	9/15/08	DeSean Jackson* at Cowboys (L)	110 (6, 0)
12/26/15	Zach Ertz (TE) vs. Redskins (L)	122 (13, 0)	9/7/08	Hank Baskett vs. Rams (W)	102 (2, 1)
12/26/15	Jordan Matthews vs. Redskins (L)	104 (6, 1)	9/7/08	DeSean Jackson* vs. Rams (W) - first start	106 (6, 0)
12/20/15	Jordan Matthews vs. Cardinals (L)	159 (8, 1)	9/7/08	Greg Lewis vs. Rams (W)	104 (5, 0)
11/15/15	Brent Celek (TE) vs. Dolphins (L)	134 (4, 0)	12/2/07	Kevin Curtis vs. Seahawks (L)	111 (6, 1)
11/8/15	Jordan Matthews at Cowboys (W)	133 (9, 1)	10/28/07	Reggie Brown at Vikings (W)	105 (8, 0)
9/14/15	Jordan Matthews at Falcons (L)	102 (10, 0)	10/14/07	Kevin Curtis at Jets (W)	121 (5, 1)
12/28/14	Jordan Matthews* at Giants (W)	105 (8, 1)	9/23/07	Kevin Curtis vs. Lions (W)	221 (11, 3)
12/20/14	Zach Ertz (TE) at Redskins (L)	115 (15, 0)	9/23/07	Brian Westbrook (RB) vs. Lions (W)	111 (5, 1)
11/27/14	Jeremy Maclin at Cowboys (W)	108 (8, 0)		Westbrook also 14-110-2TDs rushing	
11/16/14	Jordan Matthews* at Packers (L)	107 (5, 1)	1/13/07	Donté Stallworth at Saints (L)	100 (3, 1)
11/10/14	Jordan Matthews* vs. Panthers (W)	138 (7, 2)	12/31/06	Hank Baskett* vs. Falcons (W)	177 (7, 1)
11/10/14	Brent Celek (TE) vs. Panthers (W)	116 (5, 0)	12/4/06	Donté Stallworth vs. Panthers (W)	111 (4, 1)
11/2/14	Jeremy Maclin at Texans (W)	158 (6, 2)	11/12/06	Donté Stallworth vs. Redskins (W)	139 (6, 1)
10/26/14	Jeremy Maclin at Cardinals (L)	187 (12, 2)	10/22/06	Brian Westbrook (RB) at Bucs (L)	113 (7, 1)
9/21/14	Jeremy Maclin vs. Redskins (W)	154 (8, 1)		Westbrook also 13-101-0TDs rushing	
9/15/14	Darren Sproles (RB) at Colts (W)	152 (7, 0)	10/15/06	Reggie Brown at Saints (W)	121 (6, 1)
12/15/13	DeSean Jackson at Vikings (L)	195 (10, 1)	10/8/06	Hank Baskett* vs. Cowboys (W)	112 (3, 1)
11/10/13	Riley Cooper at Packers (W)	102 (3, 2)	10/8/06	Reggie Brown at 49ers (W)	106 (5, 0)
11/3/13	DeSean Jackson at Raiders (W)	150 (5, 1)	9/24/06	Reggie Brown at 49ers (W)	106 (5, 0)
11/3/13	Riley Cooper at Raiders (W)	139 (5, 3)	9/17/06	L.J. Smith (TE) vs. Giants (L) OT	111 (7, 0)
10/13/13	Riley Cooper at Buccaneers (W)	120 (4, 1)	9/10/06	Donté Stallworth at Texans (W)	141 (6, 1)
10/6/13	DeSean Jackson at Giants (W)	132 (7, 1)	10/30/05	Terrell Owens at Broncos (L)	154 (3, 1)
9/15/13	DeSean Jackson vs. Chargers (L)	193 (9, 1)	10/2/05	Terrell Owens at Chiefs (W)	171 (11, 1)
9/15/13	LeSean McCoy (RB) vs. Chargers (L)	114 (5, 0)	9/25/05	Brian Westbrook (RB) vs. Raiders (W)	140 (6, 1)
9/9/13	DeSean Jackson at Redskins (W)	104 (7, 1)	9/18/05	L.J. Smith (TE) vs. 49ers (W)	119 (9, 1)
12/23/12	Jeremy Maclin vs. Redskins (L)	116 (8, 1)	9/18/05	Terrell Owens vs. 49ers (W)	143 (5, 2)
12/9/12	Jason Avant at Buccaneers (W)	133 (7, 0)	9/12/05	Terrell Owens at Falcons (L)	112 (7, 0)
12/9/12	Jeremy Maclin at Buccaneers (W)	104 (9, 1)	2/6/05	Terrell Owens vs. Patriots (L)	122 (9, 0)
11/5/12	DeSean Jackson at Saints (L)	100 (3, 1)	12/5/04	Terrell Owens vs. Packers (W)	161 (8, 1)
10/14/12	Jeremy Maclin vs. Lions (L)	130 (6, 1)	12/5/04	Brian Westbrook (RB) vs. Packers (W)	156 (11, 3)
9/16/12	Brent Celek (TE) vs. Ravens (W)	157 (8, 0)	11/21/04	Todd Pinkston vs. Redskins (W)	106 (5, 0)
9/16/12	DeSean Jackson vs. Ravens (W)	114 (7, 0)	11/15/04	Terrell Owens at Cowboys (W)	134 (6, 3)
1/1/12	Jeremy Maclin vs. Redskins (W)	105 (8, 0)	10/31/04	Terrell Owens vs. Ravens (W)	101 (8, 1)
12/18/11	Brent Celek (TE) vs. Jets (W)	156 (5, 1)	10/24/04	Terrell Owens at Browns (W) OT	109 (4, 2)
11/27/11	Jason Avant vs. Patriots (L)	110 (8, 1)	10/24/04	Todd Pinkston at Browns (W) OT	100 (6, 0)
10/16/11	Jeremy Maclin at Redskins (W)	101 (5, 0)	10/17/04	Terrell Owens vs. Panthers (W)	123 (4, 0)
10/9/11	Jason Avant at Bills (L)	139 (9, 0)	10/3/04	Terrell Owens at Bears (W)	110 (8, 1)
10/2/11	DeSean Jackson vs. 49ers (L)	171 (6, 0)	9/26/04	Terrell Owens at Lions (W)	107 (6, 1)
9/18/11	Jeremy Maclin at Falcons (L)	171 (13, 2)	12/21/03	Todd Pinkston vs. 49ers (L) OT	121 (5, 1)
9/11/11	DeSean Jackson at Rams (W)	102 (6, 1)	9/22/02	Antonio Freeman vs. Cowboys (W)	118 (6, 1)
12/12/10	DeSean Jackson at Cowboys (W)	210 (4, 1)	9/16/02	James Thrash at Redskins (W)	107 (6, 1)
11/21/10	Jeremy Maclin vs. Giants (W)	120 (9, 0)	12/30/01	James Thrash vs. Giants (W)	143 (7, 1)
11/7/10	DeSean Jackson vs. Colts (W)	109 (7, 1)	12/22/01	Duce Staley (RB) at 49ers (L)	103 (9, 0)
			9/23/01	James Thrash at Seahawks (W)	165 (10, 2)
			12/10/00	Chad Lewis (TE) at Browns (W)	100 (5, 0)

* - denotes rookie; Underline - denotes playoff game

ALL-TIME 100-YARD RECEIVING GAMES



Date	Player/Opponent/Result	Yds (Rec, TD)			
10/1/00	Torrance Small vs. Falcons (W)	122 (4, 1)	11/3/85	Mike Quick at 49ers (L)	146 (6, 1)
10/31/99	Torrance Small vs. Giants (L) OT	119 (4, 1)	10/27/85	Mike Quick vs. Bills (W)	117 (8, 1)
11/30/97	Irving Fryar vs. Bengals (W)	122 (7, 0)	10/20/85	Kenny Jackson vs. Cowboys (W)	134 (6, 1)
11/23/97	Irving Fryar vs. Steelers (W)	116 (7, 1)	10/13/85	Herman Hunter* (RB) vs. Cardinals (W)	120 (6, 1)
11/10/97	Irving Fryar vs. 49ers (L)	138 (9, 0)	10/6/85	John Spagnola (TE) at Saints (L)	124 (12, 2)
10/12/97	Irving Fryar at Jaguars (L)	124 (10, 3)	12/16/84	Mike Quick at Falcons (L)	135 (7, 1)
9/28/97	Irving Fryar at Vikings (L)	120 (9, 1)	12/2/84	John Spagnola (TE) vs. Cowboys (L)	114 (11, 0)
9/7/97	Irving Fryar vs. Packers (W)	125 (8, 0)	11/25/84	Mike Quick at Cardinals (L)	107 (8, 1)
8/31/97	Michael Timpson at Giants (L)	125 (9, 0)	11/4/84	Mike Quick at Lions (T) OT	110 (5, 1)
11/24/96	Irving Fryar at Cardinals (L)	131 (7, 0)	10/28/84	Mike Quick vs. Cardinals (L)	170 (6, 1)
11/17/96	Chris T. Jones vs. Redskins (L)	103 (7, 1)	9/2/84	Mike Quick at Giants (L)	147 (8, 1)
11/3/96	Irving Fryar at Cowboys (W)	120 (9, 1)	12/18/83	Harold Carmichael at Cardinals (L)	102 (5, 0)
10/27/96	Irving Fryar vs. Panthers (W)	143 (7, 0)	11/27/83	Melvin Hoover at Redskins (L)	128 (4, 0)
10/20/96	Irving Fryar vs. Dolphins (W)	116 (8, 4)	11/27/83	Mike Quick at Redskins (L)	104 (5, 2)
9/15/96	Chris T. Jones vs. Lions (W)	121 (9, 1)	11/6/83	Mike Quick vs. Cowboys (L)	120 (7, 1)
12/30/95	<u>Fred Barnett vs. Lions (W)</u>	109 (8, 1)	10/2/83	Mike Quick at Falcons (W)	122 (4, 1)
12/17/95	Calvin Williams vs. Cardinals (W)	105 (7, 1)	9/25/83	Mike Quick vs. Cardinals (L)	133 (6, 0)
11/12/95	Fred Barnett vs. Broncos (W)	105 (7, 0)	9/18/83	Mike Quick at Broncos (W)	152 (6, 1)
12/24/94	Calvin Williams at Bengals (L)	122 (6, 0)	9/11/83	Mike Quick vs. Redskins (L)	106 (4, 1)
11/6/94	Fred Barnett vs. Cardinals (W)	173 (11, 2)	9/11/83	Harold Carmichael vs. Redskins (L)	108 (9, 0)
10/24/94	Fred Barnett vs. Oilers (W)	187 (5, 1)	11/28/82	Harold Carmichael at Redskins (L)	109 (6, 1)
10/2/94	Calvin Williams at 49ers (W)	122 (9, 0)	9/19/82	Harold Carmichael at Browns (W)	100 (6, 0)
9/12/94	Fred Barnett vs. Bears (W)	102 (8, 0)	11/8/81	Harold Carmichael at Cardinals (W)	103 (5, 2)
1/3/94	James Joseph (RB) at 49ers (W) OT	109 (6, 0)	11/1/81	Harold Carmichael vs. Cowboys (L)	151 (5, 1)
12/19/93	Calvin Williams at Colts (W)	105 (6, 1)	10/18/81	Harold Carmichael at Vikings (L)	109 (8, 1)
12/12/93	Herschel Walker (RB) vs. Bills (L)	109 (11, 0)	10/18/81	Wilbert Montgomery (RB) at Vikings (L)	143 (10, 1)
11/28/93	Herschel Walker (RB) at Redskins (W)	103 (10, 0)	12/14/80	Charles Smith vs. Cardinals (W)	134 (7, 0)
9/19/93	Calvin Williams vs. Redskins (W)	181 (8, 3)	11/9/80	Charles Smith at Saints (W)	137 (9, 0)
1/3/93	<u>Fred Barnett at Saints (W)</u>	102 (4, 2)	11/2/80	Charles Smith at Seahawks (W)	109 (5, 1)
12/13/92	Fred Barnett at Seahawks (W) OT	161 (9, 0)	9/28/80	Harold Carmichael at Cardinals (L)	108 (5, 0)
9/20/92	Fred Barnett vs. Broncos (W)	102 (5, 1)	9/7/80	Harold Carmichael vs. Broncos (W)	135 (3, 1)
9/20/92	Calvin Williams vs. Broncos (W)	108 (5, 2)	12/23/79	<u>Harold Carmichael vs. Bears (W)</u>	111 (6, 2)
9/13/92	Fred Barnett at Cardinals (W)	193 (8, 2)	9/10/79	Harold Carmichael vs. Falcons (L)	127 (9, 0)
11/17/91	Fred Barnett vs. Bengals (W)	108 (6, 0)	12/24/78	<u>Charlie Smith at Falcons (L)</u>	108 (7, 0)
11/10/91	Fred Barnett at Browns (W)	146 (8, 1)	12/3/78	Harold Carmichael at Vikings (L)	115 (4, 2)
9/22/91	Roy Green vs. Steelers (W)	114 (6, 0)	11/19/78	Harold Carmichael at Giants (W)	105 (5, 0)
9/15/91	Fred Barnett at Cowboys (W)	111 (7, 1)	10/29/78	Harold Carmichael vs. Cardinals (L)	126 (7, 1)
9/1/91	Keith Byars (RB) at Packers (W)	111 (8, 1)	10/22/78	Keith Krepfle (TE) at Cowboys (L)	100 (4, 1)
1/5/91	<u>Keith Jackson (TE) vs. Redskins (L)</u>	116 (5, 0)	10/30/77	Harold Carmichael at Redskins (L)	116 (4, 1)
12/16/90	Fred Barnett* vs. Packers (W)	108 (5, 0)	11/9/75	Charles Smith vs. Cardinals (L)	102 (7, 0)
12/2/90	Fred Barnett* at Bills (L)	112 (2, 1)	12/8/74	Charle Young (TE) at Giants (W)	103 (9, 1)
11/25/90	Keith Byars (RB) vs. Giants (W)	128 (8, 0)	11/17/74	Charle Young (TE) vs. Cardinals (L)	101 (7, 0)
10/15/90	Fred Barnett* vs. Vikings (W)	114 (4, 1)	12/16/73	Harold Carmichael at Redskins (L)	111 (4, 0)
9/30/90	Keith Byars (RB) vs. Colts (L)	133 (12, 0)	12/16/73	Charle Young* (TE) at Redskins (L)	104 (5, 1)
12/18/89	Keith Byars (RB) at Saints (L)	109 (6, 0)	12/9/73	Harold Carmichael vs. Jets (W)	146 (5, 1)
10/2/89	Cris Carter at Bears (L)	113 (8, 0)	12/2/73	Charle Young* (TE) at 49ers (L)	112 (6, 1)
9/17/89	Keith Byars (RB) at Redskins (W)	130 (8, 0)	11/18/73	Charle Young* (TE) at Cowboys (L)	113 (4, 1)
9/17/89	Keith Jackson (TE) at Redskins (W)	126 (12, 3)	11/11/73	Harold Carmichael vs. Falcons (L)	105 (6, 1)
9/10/89	Mike Quick vs. Seahawks (W)	140 (6, 1)	11/4/73	Charle Young* (TE) vs. Patriots (W)	108 (8, 2)
12/31/88	<u>Keith Byars (RB) at Bears (L)</u>	103 (9, 0)	10/14/73	Harold Carmichael at Cardinals (W)	187 (12, 2)
12/31/88	<u>Keith Jackson* (TE) at Bears (L)</u>	142 (7, 0)	9/30/73	Norm Bulaich vs. Redskins (L)	109 (6, 1)
10/10/88	Cris Carter vs. Giants (W)	162 (5, 1)	9/23/73	Harold Carmichael at Giants (T)	103 (5, 1)
9/18/88	Mike Quick at Redskins (L)	105 (4, 1)	12/17/72	Harold Carmichael at Cardinals (L)	100 (5, 1)
12/20/87	Mike Quick at Jets (W)	148 (6, 2)	11/26/72	Harold Jackson at Giants (L)	152 (5, 1)
11/29/87	Mike Quick at Patriots (W) OT	121 (5, 2)	10/2/72	Harold Jackson vs. Giants (L)	138 (9, 0)
10/18/87	Otis Grant at Packers (L) OT	135 (7, 0)	9/24/72	Harold Jackson vs. Browns (L)	131 (7, 1)
10/11/87	Kevin Bowman at Cowboys (L)	123 (5, 1)	9/17/72	Harold Jackson at Cowboys (L)	161 (9, 0)
12/7/86	Mike Quick vs. Cardinals (T) OT	127 (5, 0)	12/19/71	Harold Jackson at Giants (W)	145 (7, 1)
11/30/86	Mike Quick at Raiders (W) OT	145 (8, 3)	12/12/71	Harold Jackson vs. Cardinals (W)	109 (4, 1)
9/21/86	Kenny Jackson vs. Broncos (L)	127 (5, 1)	11/28/71	Ben Hawkins vs. Redskins (L)	126 (7, 0)
12/1/85	Mike Quick vs. Vikings (L)	127 (8, 1)	11/21/71	Harold Jackson at Cardinals (W)	117 (8, 1)
11/10/85	Mike Quick vs. Falcons (W)	145 (3, 1)	9/19/71	Ben Hawkins at Bengals (L)	118 (7, 2)
			11/1/70	Ben Hawkins at Cowboys (L)	105 (2, 1)

* - denotes rookie; Underline - denotes playoff game

ALL-TIME 100-YARD RECEIVING GAMES



Date	Player/Opponent/Result	Yds (Rec, TD)		
10/11/70	Harold Jackson at Giants (L)	194 (7, 2)	10/29/61	Tommy McDonald at Redskins (W) 141 (7, 1)
12/7/69	Ben Hawkins vs. Redskins (L)	112 (4, 0)	10/29/61	Pete Retzlaff at Redskins (W) 125 (7, 2)
11/30/69	Gary Ballman at Saints (L)	119 (4, 1)	10/1/61	Tommy McDonald vs. Cardinals (L) 187 (11, 0)
11/23/69	Harold Jackson at Cardinals (W)	127 (8, 0)	10/1/61	Bobby Walston vs. Cardinals (L) 127 (2, 0)
11/9/69	Harold Jackson at Redskins (T)	112 (8, 0)	12/18/60	Tommy McDonald at Redskins (W) 116 (2, 2)
10/26/69	Harold Jackson vs. Saints (W)	105 (6, 0)	12/18/60	Timmy Brown (RB) at Redskins (W) 128 (5, 1)
10/19/69	Harold Jackson at Cowboys (L)	107 (3, 1)	12/18/60	Pete Retzlaff at Redskins (W) 110 (5, 1)
10/13/69	Harold Jackson at Colts (L)	138 (8, 1)	12/11/60	Timmy Brown (RB) at Steelers (L) 112 (3, 1)
10/5/69	Gary Ballman vs. Cowboys (L)	108 (5, 0)	12/4/60	Pete Retzlaff at Cardinals (W) 123 (5, 1)
9/28/69	Ben Hawkins vs. Steelers (W)	145 (7, 4)	11/20/60	Bobby Walston at Giants (W) 119 (6, 0)
11/10/68	Fred Hill (TE) vs. Redskins (L)	114 (9, 0)	11/6/60	Tommy McDonald vs. Steelers (W) 141 (8, 3)
10/27/68	Ben Hawkins at Steelers (L)	108 (7, 0)	10/9/60	Pete Retzlaff vs. Cardinals (W) 132 (7, 2)
10/6/68	Ben Hawkins at Redskins (L)	105 (6, 1)	12/6/59	Tommy McDonald at Redskins (W) 153 (9, 3)
9/29/68	Ben Hawkins vs. Cowboys (L)	103 (6, 0)	11/15/59	Pete Retzlaff vs. Cardinals (W) 137 (5, 1)
12/3/67	Ben Hawkins at Redskins (T)	151 (5, 2)	10/25/59	Tommy McDonald at Cardinals (W) 122 (3, 2)
10/22/67	Ben Hawkins at Cardinals (L)	197 (6, 1)	10/4/59	Tommy McDonald vs. Giants (W) 133 (6, 3)
10/15/67	Ben Hawkins vs. 49ers (L)	150 (6, 1)	12/14/58	Tommy McDonald at Redskins (L) 148 (4, 0)
10/1/67	Ben Hawkins vs. Steelers (W)	187 (8, 2)	11/16/58	Bill Barnes (RB) vs. Cardinals (W) 109 (7, 0)
9/17/67	Gary Ballman vs. Redskins (W)	105 (4, 2)	10/26/58	Pete Retzlaff at Packers (L) 121 (6, 0)
9/17/67	Ben Hawkins vs. Redskins (W)	100 (5, 0)	10/14/56	Bobby Walston at Steelers (W) 108 (4, 1)
9/25/66	Pete Retzlaff (TE) vs. Giants (W)	120 (5, 1)	9/30/56	Bobby Walston at Rams (L) 115 (5, 0)
12/5/65	Ray Poage vs. Cowboys (L)	142 (5, 1)	12/11/55	Pete Pihos at Bears (L) 114 (11, 0)
12/5/65	Pete Retzlaff (TE) vs. Cowboys (L)	118 (6, 0)	12/4/55	Pete Pihos vs. Cardinals (W) 127 (10, 1)
11/28/65	Pete Retzlaff (TE) at Cardinals (W)	148 (9, 3)	11/27/55	Pete Pihos vs. Rams (L) 103 (6, 1)
11/14/65	Pete Retzlaff (TE) vs. Redskins (W)	204 (7, 0)	11/13/55	Bill Stribling vs. Browns (W) 123 (6, 2)
11/7/65	Pete Retzlaff (TE) at Browns (L)	151 (7, 3)	11/6/55	Pete Pihos at Redskins (L) 119 (8, 1)
10/17/65	Pete Retzlaff (TE) at Giants (L)	133 (6, 1)	12/12/54	Pete Pihos vs. Giants (W) 119 (8, 1)
9/26/65	Timmy Brown (RB) vs. Giants (L)	106 (8, 0)	11/28/54	Jerry Williams (RB) vs. Redskins (W) 163 (6, 1)
9/19/65	Timmy Brown (RB) vs. Cardinals (W)	129 (7, 1)	11/7/54	Dom Moselle (RB) vs. Cardinals (W) 100 (7, 1)
12/13/64	Pete Retzlaff (TE) at Cardinals (L)	106 (6, 1)	10/23/54	Pete Pihos at Steelers (L) 111 (7, 1)
11/29/64	Pete Retzlaff (TE) at Browns (L)	100 (5, 1)	10/17/54	Pete Pihos at Redskins (W) 132 (9, 3)
11/8/64	Pete Retzlaff (TE) at Rams (L)	105 (6, 0)	10/3/54	Jerry Williams (RB) at Cardinals (W) 166 (5, 1)
10/25/64	Bill Mack at Steelers (W)	104 (3, 1)	10/3/54	Bobby Walston at Cardinals (W) 110 (5, 3)
10/4/64	Timmy Brown (RB) vs. Steelers (W)	110 (2, 2)	11/21/53	Pete Pihos vs. Cardinals (W) 113 (7, 0)
9/20/64	Pete Retzlaff (TE) vs. 49ers (L)	121 (8, 1)	11/15/53	Pete Pihos vs. Colts (W) 118 (7, 1)
9/13/64	Pete Retzlaff (TE) vs. Giants (W)	139 (6, 1)	11/15/53	Bobby Walston vs. Colts (W) 110 (7, 0)
10/13/63	Tommy McDonald at Redskins (W)	139 (8, 2)	11/8/53	Bobby Walston vs. Giants (W) 176 (8, 2)
10/6/63	Pete Retzlaff (TE) vs. Cowboys (W)	107 (4, 0)	11/8/53	Pete Pihos vs. Giants (W) 145 (7, 2)
9/15/63	Tommy McDonald vs. Steelers (T)	179 (7, 2)	10/25/53	Pete Pihos at Cardinals (W) 156 (8, 1)
12/16/62	Tommy McDonald at Cardinals (L)	162 (4, 3)	10/10/53	Bobby Walston at Browns (L) 110 (4, 0)
12/16/62	Timmy Brown (RB) at Cardinals (L)	199 (5, 2)	12/7/52	Bud Grant vs. Dallas Texans (W) 203 (11, 2)
12/9/62	Pete Retzlaff (TE) vs. Steelers (L)	122 (7, 2)	11/30/52	Bud Grant at Cardinals (L) 186 (8, 1)
12/2/62	Pete Retzlaff (TE) at Redskins (W)	135 (8, 1)	11/23/52	Bobby Walston at Browns (W) 121 (4, 1)
11/25/62	Tommy McDonald vs. Cowboys (W)	108 (3, 1)	10/12/52	Bud Grant vs. Steelers (W) 111 (5, 1)
11/25/62	Pete Retzlaff (TE) vs. Cowboys (W)	113 (4, 0)	9/28/52	Bud Grant at Steelers (W) 135 (4, 1)
10/28/62	Timmy Brown (RB) at Vikings (L)	174 (5, 1)	10/21/51	Bobby Walston* at Giants (L) 118 (6, 2)
10/21/62	Howard Cassidy vs. Redskins (L)	133 (8, 2)	10/22/50	Jack Ferrante at Steelers (W) 118 (5, 0)
10/14/62	Tommy McDonald at Cowboys (L)	131 (7, 0)	10/15/50	Jack Ferrante at Colts (W) 103 (6, 0)
9/30/62	Tommy McDonald vs. Browns (W)	140 (6, 1)	10/7/50	Jack Ferrante vs. Rams (W) 101 (4, 2)
9/23/62	Timmy Brown (RB) vs. Giants (L)	160 (9, 1)	11/13/49	Clyde Scott* (RB) at Redskins (W) 127 (4, 1)
9/16/62	Pete Retzlaff (TE) vs. Cardinals (L)	126 (4, 0)	12/12/48	Jack Ferrante vs. Lions (W) 184 (7, 3)
12/17/61	Pete Retzlaff at Lions (W)	105 (9, 1)	11/28/48	Pete Pihos vs. Steelers (W) 112 (7, 1)
12/10/61	Tommy McDonald vs. Giants (L)	237 (7, 2)	11/7/48	Pete Pihos at Giants (W) 128 (5, 2)
11/26/61	Tommy McDonald vs. Cowboys (W)	131 (5, 3)	12/14/47	Pete Pihos* vs. Packers (W) 108 (4, 1)
11/5/61	Tommy McDonald vs. Bears (W)	109 (6, 1)	11/11/45	Jack Ferrante vs. Giants (W) 135 (5, 2)
			10/28/45	Jack Ferrante vs. Browns (W) 101 (5, 1)

* - denotes rookie; Underline - denotes playoff game

ALL-TIME 100-YARD RECEIVING GAMES



Date	Player/Opponent/Result	Yds (Rec, TD)
12/5/43	Tony Bova vs. Packers (L)	106 (3, 2)
11/1/42	Fred Meyer* at Redskins (L)	119 (4, 0)
12/1/40	Don Looney* at Redskins (L)	180 (14, 0)
10/26/40	Lester McDonald vs. Brook. Dodg. (L)	102 (6, 0)
9/22/40	Don Looney* at Rams (L)	129 (8, 2)
9/15/40	Don Looney* at Packers (L)	115 (8, 1)
11/19/39	Herschel Ramsey at Bears (L)	131 (8, 1)
9/11/38	Joe Carter vs. Redskins (L)	116 (6, 2)
11/14/37	Joe Carter at Packers (L)	139 (6, 1)

* - denotes rookie; Underline - denotes playoff game

MOST 100-YARD RECEIVING GAMES, Career

1.	Pete Retzlaff	23
2t.	Harold Carmichael	21
	DeSean Jackson	21
	Mike Quick	21
5.	Tommy McDonald	17
6.	Fred Barnett	15
7t.	Jeremy Maclin	14
	Pete Pihos	14
9t.	Ben Hawkins	13
	Harold Jackson	13

*includes playoff games

MOST 150-YARD RECEIVING GAMES, Career

1.	DeSean Jackson	8
2t.	Jeremy Maclin	5
	Tommy McDonald	5
4t.	Ben Hawkins	4
	Fred Barnett	4

MOST 200-YARD RECEIVING GAMES, Career

1t.	DeSean Jackson	1
	Kevin Curtis	1
	Pete Retzlaff	1
	Tommy McDonald	1
	Bud Grant	1

MOST 100-YARD RECEIVING GAMES, Season

1.	Terrell Owens (2004)	7
2t.	Irving Fryar (1997)	6
	Mike Quick (1983)	6
4t.	(10 times) last by Zach Ertz (2018)	5

*regular season only

CONSECUTIVE 100-YD RECEIVING GAMES

	PLAYER (YEAR)	GAMES
1t.	Terrell Owens (2004)	5
	Harold Jackson (last 2 in 1971, first 3 in 1972)	5
3.	Mike Quick (1983)	4
4.	(seven times) last by Irving Fryar (1996)	3

ALL-TIME MULTI-SACK GAMES



Date	Player/Opponent/Result	Sacks	Opponent	Result
10/6/19	Brandon Graham vs. Jets (W)	3.0	Jets	W
10/6/19	Orlando Scandrick vs. Jets (W)	2.0	Jets	W
12/30/18	Fletcher Cox at Redskins (W)	3.0	Redskins	W
12/23/18	Chris Long vs. Texans (W)	2.0	Texans	W
12/9/18	Michael Bennett at Cowboys (L)	1.5	Cowboys	L
12/9/18	Fletcher Cox at Cowboys (L)	1.5	Cowboys	L
11/11/18	Michael Bennett vs. Cowboys (L)	2.0	Cowboys	L
11/11/18	Brandon Graham vs. Cowboys (L)	1.5	Cowboys	L
10/28/18	Chris Long at Jaguars (W)	2.0	Jaguars	W
10/28/18	Jordan Hicks at Jaguars (W)	1.5	Jaguars	W
9/23/18	Derek Barnett vs. Colts (W)	1.5	Colts	W
9/6/18	Fletcher Cox vs. Falcons (W)	1.5	Falcons	W
9/6/18	Jordan Hicks vs. Falcons (W)	1.5	Falcons	W
12/3/17	Brandon Graham at Seahawks (L)	1.5	Seahawks	L
11/19/17	Derek Barnett* at Cowboys (W)	2.0	Cowboys	W
10/23/17	Derek Barnett* vs. Redskins (W)	2.0	Redskins	W
9/10/17	Brandon Graham at Redskins (W)	2.0	Redskins	W
12/11/16	Fletcher Cox vs. Redskins (L)	1.5	Redskins	L
9/25/16	Fletcher Cox vs. Steelers (W)	2.0	Steelers	W
12/26/15	Fletcher Cox vs. Redskins (L)	2.0	Redskins	L
12/6/15	Brandon Graham at Patriots (W)	2.0	Patriots	W
12/6/15	Connor Barwin at Patriots (W)	2.0	Patriots	W
11/26/15	Vinny Curry at Lions (L)	2.0	Lions	L
11/8/15	Brandon Graham at Cowboys (W)	2.0	Cowboys	W
10/11/15	Fletcher Cox vs. Saints (W)	3.0	Saints	W
11/23/14	Connor Barwin vs. Titans (W)	2.0	Titans	W
11/23/14	Trent Cole vs. Titans (W)	2.0	Titans	W
11/10/14	Brandon Graham vs. Panthers (W)	1.5	Panthers	W
11/10/14	Connor Barwin vs. Panthers (W)	3.5	Panthers	W
10/12/14	Vinny Curry vs. Giants (W)	2.0	Giants	W
10/12/14	Connor Barwin vs. Giants (W)	3.0	Giants	W
10/5/14	Connor Barwin vs. Rams (W)	2.0	Rams	W
12/22/13	Trent Cole vs. Bears (W)	3.0	Bears	W
12/22/13	Mychal Kendricks vs. Bears (W)	2.0	Bears	W
12/1/13	Brandon Graham vs. Cardinals (W)	2.0	Cardinals	W
12/1/13	Trent Cole vs. Cardinals (W)	2.0	Cardinals	W
11/17/13	Trent Cole vs. Redskins (W)	2.0	Redskins	W
12/13/12	Brandon Graham vs. Bengals (L)	2.5	Bengals	L
12/13/12	Fletcher Cox* vs. Bengals (L)	1.5	Bengals	L
12/2/12	Brandon Graham at Cowboys (L)	1.5	Cowboys	L
9/23/12	Jason Babin at Cardinals (L)	1.5	Cardinals	L
12/18/11	Jason Babin vs. Jets (W)	3.0	Jets	W
12/11/11	Jason Babin at Dolphins (W)	3.0	Dolphins	W
12/11/11	Trent Cole at Dolphins (W)	3.0	Dolphins	W
12/1/11	Jason Babin at Seahawks (L)	2.0	Seahawks	L
10/30/11	Jason Babin vs. Cowboys (W)	2.0	Cowboys	W
10/2/11	Jason Babin vs. 49ers (L)	3.0	49ers	L
9/18/11	Cullen Jenkins at Falcons (L)	2.0	Falcons	L
9/11/11	Jason Babin at Rams (W)	2.0	Rams	W
11/28/10	Trent Cole at Bears (L)	2.0	Bears	L
10/17/10	Trent Cole vs. Falcons (W)	2.0	Falcons	W
9/26/10	Trent Cole at Jaguars (W)	2.0	Jaguars	W
9/26/10	Trevor Laws at Jaguars (W)	2.0	Jaguars	W
9/12/10	Juqua Parker vs. Packers (L)	2.0	Packers	L
12/20/09	Trent Cole vs. 49ers (W)	2.0	49ers	W
12/13/09	Darren Howard at Giants (W)	2.0	Giants	W
10/26/09	Trent Cole at Redskins (W)	2.0	Redskins	W
9/13/09	Darren Howard at Panthers (W)	2.0	Panthers	W
12/28/08	Chris Clemons vs. Cowboys (W)	2.0	Cowboys	W
11/16/08	Trent Cole at Bengals (T)	2.0	Bengals	T
11/16/08	Darren Howard at Bengals (T)	2.0	Bengals	T
11/2/08	Darren Howard at Seahawks (W)	1.5	Seahawks	W
9/21/08	Juqua Parker vs. Steelers (W)	2.5	Steelers	W
9/21/08	Darren Howard vs. Steelers (W)	2.0	Steelers	W
9/21/08	Omar Gaither vs. Steelers (W)	1.5	Steelers	W
12/9/07	Trent Cole vs. Giants (L)	2.0	Giants	L
10/28/07	Trent Cole at Vikings (W)	2.0	Vikings	W
9/23/07	Trent Cole vs. Lions (W)	3.5	Lions	W
9/23/07	Brodrick Bunkley vs. Lions (W)	2.0	Lions	W
9/23/07	Juqua Parker vs. Lions (W)	2.0	Lions	W
9/9/07	Trent Cole at Packers (L)	1.5	Packers	L
1/13/07	<u>Darwin Walker at Saints (L)</u>	2.0	Saints	L
12/31/06	Matt McCoy vs. Falcons (W)	2.0	Falcons	W
12/31/06	Juqua Parker vs. Falcons (W)	2.0	Falcons	W
11/19/06	Trent Cole vs. Titans (L)	1.5	Titans	L
10/8/06	Darwin Walker vs. Cowboys (W)	3.0	Cowboys	W
10/8/06	Darren Howard vs. Cowboys (W)	2.0	Cowboys	W
9/17/06	Jevon Kearse vs. Giants (L)	2.5	Giants	L
9/17/06	Trent Cole vs. Giants (L)	2.0	Giants	L
9/17/06	Mike Patterson vs. Giants (L)	1.5	Giants	L
9/10/06	Trent Cole at Texans (W)	2.0	Texans	W
11/20/05	Jevon Kearse at Giants (L)	2.5	Giants	L
11/20/05	Trent Cole* at Giants (L)	2.0	Giants	L
11/14/05	Trent Cole* vs. Cowboys (L)	2.0	Cowboys	L
9/12/05	Brian Dawkins at Falcons (L)	1.5	Falcons	L
9/12/05	Darwin Walker at Falcons (L)	1.5	Falcons	L
1/23/05	<u>Derrick Burgess vs. Falcons (W)</u>	2.0	Falcons	W
12/5/04	Corey Simon vs. Packers (W)	2.0	Packers	W
12/5/04	Darwin Walker vs. Packers (W)	2.0	Packers	W
11/28/04	Corey Simon at Giants (W)	2.0	Giants	W
11/7/04	Sam Rayburn at Steelers (L)	2.0	Steelers	L
10/31/04	Jevon Kearse vs. Ravens (W)	2.0	Ravens	W
9/26/04	Jevon Kearse at Lions (W)	3.0	Lions	W
11/16/03	Darwin Walker vs. Giants (W)	1.5	Giants	W
12/21/02	N.D. Kalu at Cowboys (W)	2.0	Cowboys	W
12/8/02	Brandon Whiting at Seahawks (W)	2.0	Seahawks	W
12/1/02	N.D. Kalu vs. Rams (W)	3.0	Rams	W
12/1/02	Hugh Douglas vs. Rams (W)	2.0	Rams	W
11/3/02	Hugh Douglas at Bears (W)	2.0	Bears	W
10/20/02	Carlos Emmons vs. Buccaneers (W)	2.0	Buccaneers	W
12/9/01	Derrick Burgess at Chargers (W)	2.0	Chargers	W
11/29/01	Corey Simon at Chiefs (W)	2.0	Chiefs	W
11/25/01	Corey Simon vs. Redskins (L)	2.0	Redskins	L
11/18/01	Troy Vincent at Cowboys (W)	1.5	Cowboys	W
11/11/01	Hugh Douglas vs. Vikings (W)	2.5	Vikings	W
11/4/01	Hugh Douglas vs. Cardinals (W)	2.0	Cardinals	W
9/23/01	Brandon Whiting at Seahawks (W)	2.0	Seahawks	W
12/31/00	<u>Hugh Douglas vs. Buccaneers (W)</u>	2.0	Buccaneers	W
11/19/00	Brian Dawkins vs. Cardinals (W)	2.0	Cardinals	W
11/19/00	Jeremiah Trotter vs. Cardinals (W)	2.0	Cardinals	W
11/19/00	Corey Simon* vs. Cardinals (W)	1.5	Cardinals	W
11/5/00	Brandon Whiting vs. Cowboys (W)	1.5	Cowboys	W
10/22/00	Hugh Douglas vs. Bears (W)	1.5	Bears	W
10/8/00	Hugh Douglas vs. Redskins (L)	2.0	Redskins	L
9/24/00	Corey Simon* at Saints (W)	2.0	Saints	W
9/17/00	Hugh Douglas at Packers (L)	2.5	Packers	L
9/3/00	Hugh Douglas at Cowboys (W)	2.0	Cowboys	W
1/2/00	Tyrone Williams vs. Rams (W)	2.0	Rams	W
12/19/99	Mike Mamula vs. Patriots (W)	3.0	Patriots	W
10/31/99	Greg Jefferson vs. Giants (L)	1.5	Giants	L
11/22/98	Bill Johnson at Giants (L)	1.5	Giants	L
11/15/98	Hugh Douglas at Redskins (L)	1.5	Redskins	L
11/8/98	Hugh Douglas vs. Lions (W)	2.5	Lions	W
10/18/98	Hugh Douglas at Chargers (L)	4.5	Chargers	L
10/11/98	Hollis Thomas vs. Redskins (W)	2.0	Redskins	W

* - denotes rookie; Underline - denotes playoff game

ALL-TIME MULTI-SACK GAMES



Date	Player/Opponent/Result	Sacks	9/15/91	Clyde Simmons at Cowboys (W)	4.5
10/11/98	Hugh Douglas vs. Redskins (W)	1.5	9/15/91	Jerome Brown at Cowboys (W)	2.5
10/11/98	Al Wallace vs. Redskins (W)	1.5	9/15/91	Mike Golic at Cowboys (W)	2.0
12/14/97	Greg Jefferson at Falcons (L)	2.0	9/1/91	Reggie White at Packers (W)	3.0
11/2/97	Hollis Thomas at Cardinals (L)	1.5	12/29/90	Seth Joyner at Phoenix Cardinals (W)	2.0
10/26/97	Rhett Hall vs. Cowboys (W)	3.5	12/16/90	Clyde Simmons vs. Packers (W)	1.5
10/26/97	William Thomas vs. Cowboys (W)	2.0	12/16/90	Reggie White vs. Packers (W)	1.5
9/15/97	Bobby Taylor at Cowboys (L)	2.0	11/18/90	Clyde Simmons at Falcons (W)	2.0
12/22/96	William Fuller vs. Cardinals (W)	3.0	11/12/90	Reggie White vs. Redskins (W)	2.0
12/1/96	William Fuller vs. Giants (W)	2.0	11/4/90	Seth Joyner vs. Patriots (W)	2.0
11/24/96	William Thomas at Cardinals (L)	2.0	10/15/90	Jessie Small vs. Vikings (W)	2.0
10/13/96	Mike Mamula at Giants (W)	2.5	9/30/90	Reggie White vs. Colts (L)	3.0
10/13/96	William Fuller at Giants (W)	2.0	9/16/90	Mike Pitts vs. Phoenix Cardinals (L)	2.0
10/13/96	Rhett Hall at Giants (W)	1.5	9/16/90	Reggie White vs. Phoenix Cardinals (L)	2.0
10/13/96	William Thomas at Giants (W)	1.5	12/18/89	Jerome Brown at Saints (L)	2.0
9/22/96	William Fuller at Falcons (W)	2.0	10/29/89	Clyde Simmons at Broncos (W)	3.5
9/1/96	Mike Mamula at Redskins (W)	2.0	10/29/89	Reggie White at Broncos (W)	1.5
12/17/95	William Fuller vs. Cardinals (L)	2.0	10/22/89	Seth Joyner vs. Los Angeles Raiders (W)	2.0
12/10/95	William Fuller vs. Cowboys (W)	1.5	10/15/89	Jerome Brown at Phoenix Cardinals (W)	2.5
12/3/95	William Fuller at Seahawks (L)	2.0	10/8/89	Reggie White vs. Giants (W)	2.0
12/3/95	Kevin Johnson at Seahawks (L)	2.0	9/24/89	Reggie White vs. 49ers (L)	2.5
11/19/95	Mike Mamula vs. Giants (W)	3.0	9/24/89	Mike Pitts vs. 49ers (L)	2.0
11/19/95	Andy Harmon vs. Giants (W)	2.0	9/24/89	Clyde Simmons vs. 49ers (L)	2.0
10/29/95	William Fuller vs. Rams (W)	2.0	9/17/89	Jerome Brown at Redskins (W)	2.0
10/29/95	Andy Harmon vs. Rams (W)	2.0	9/10/89	Clyde Simmons vs. Seahawks (W)	2.0
10/15/95	Andy Harmon at Giants (W)	2.0	12/18/88	Reggie White at Cowboys (W)	2.0
10/15/95	Kevin Johnson at Giants (W)	2.0	12/10/88	Reggie White at Phoenix Cardinals (W)	2.0
10/8/95	Andy Harmon vs. Redskins (W)	3.0	11/27/88	Clyde Simmons vs. Phoenix Cardinals (W)	2.5
10/1/95	Mike Mamula at Saints (W)	2.0	11/6/88	Reggie White vs. Los Angeles Rams (W)	2.0
12/18/94	Mike Flores vs. Giants (L)	2.0	10/30/88	Reggie White vs. Falcons (L)	2.0
12/4/94	William Fuller at Cowboys (L)	1.5	10/10/88	Reggie White vs. Giants (W)	2.5
11/6/94	Andy Harmon vs. Cardinals (W)	2.0	10/2/88	Clyde Simmons vs. Oilers (W)	2.0
10/24/94	William Thomas vs. Oilers (W)	2.0	9/25/88	Reggie White at Vikings (L)	4.0
9/18/94	Bill Romanowski vs. Packers (W)	1.5	12/27/87	Reggie White vs. Bills (W)	2.0
9/12/94	William Fuller vs. Bears (W)	2.0	12/20/87	Reggie White at Jets (W)	2.0
1/3/94	Andy Harmon vs. 49ers (W)	3.0	12/6/87	Reggie White at Giants (L)	2.0
12/26/93	Clyde Simmons vs. Saints (W)	2.0	11/29/87	Mike Pitts at Patriots (W)	2.0
12/6/93	Andy Harmon at Cowboys (L)	2.5	11/29/87	Reggie White at Patriots (W)	2.0
11/28/93	Mike Flores at Redskins (W)	2.0	11/22/87	Reggie White vs. St. Louis Rams (L)	2.0
10/31/93	Andy Harmon vs. Cowboys (L)	2.0	11/15/87	Reggie White vs. Giants (L)	3.0
9/19/93	Clyde Simmons vs. Redskins (W)	2.0	11/1/87	Jerome Brown at St. Louis Rams (W)	2.0
12/27/92	Clyde Simmons vs. Giants (W)	1.5	11/1/87	Reggie White at St. Louis Rams (W)	2.0
12/13/92	Clyde Simmons at Seahawks (W)	2.0	10/25/87	Reggie White vs. Cowboys (W)	2.5
12/13/92	Reggie White at Seahawks (W)	2.0	10/18/87	Fred Smalls at Packers (L)	2.5
12/6/92	Andy Harmon vs. Vikings (W)	2.5	10/18/87	Ray Phillips at Packers (L)	1.5
11/29/92	Mike Pitts at 49ers (L)	2.0	9/20/87	Clyde Simmons vs. Saints (W)	1.5
11/22/92	Reggie White at Giants (W)	3.5	9/20/87	Reggie White vs. Saints (W)	1.5
11/22/92	Clyde Simmons at Giants (W)	3.0	12/14/86	Reggie White at Cowboys (W)	3.0
11/8/92	Clyde Simmons vs. Los Angeles Raiders (W)	1.5	12/7/86	Reggie White vs. St. Louis Rams (T)	2.0
11/8/92	Reggie White vs. Los Angeles Raiders (W)	1.5	11/30/86	Reggie White at Los Angeles Raiders (W)	4.0
10/11/92	Clyde Simmons at Chiefs (L)	2.0	11/23/86	Ken Clarke at Seahawks (L)	2.0
10/5/92	Reggie White vs. Cowboys (W)	2.0	11/9/86	Greg Brown vs. Giants (L)	2.0
9/20/92	Clyde Simmons vs. Broncos (W)	1.5	11/2/86	Reggie White at St. Louis Rams (L)	4.0
9/13/92	Clyde Simmons at Phoenix Cardinals (W)	3.0	10/5/86	Garry Cobb at Falcons (W)	4.0
12/22/91	Reggie White vs. Redskins (W)	2.0	9/7/86	Ken Clarke at Redskins (L)	2.0
12/8/91	Clyde Simmons at Giants (W)	2.0	12/22/85	Garry Cobb at Vikings (W)	2.0
12/2/91	Seth Joyner at Oilers (W)	2.0	12/22/85	Reggie White at Vikings (W)	2.0
11/17/91	Clyde Simmons vs. Bengals (W)	2.0	12/22/85	Reggie Wilkes at Vikings (W)	2.0
11/17/91	Reggie White vs. Bengals (W)	2.0	12/8/85	Ray Ellis vs. Redskins (L)	2.0
11/4/91	Clyde Simmons vs. Giants (W)	1.5	11/17/85	Reggie White at St. Louis Rams (W)	3.0
11/4/91	Reggie White vs. Giants (W)	1.5	11/10/85	Ken Clarke vs. Falcons (W)	2.0
10/6/91	Wes Hopkins at Buccaneers (L)	2.0	11/10/85	Reggie White vs. Falcons (W)	2.0
9/22/91	Clyde Simmons vs. Steelers (W)	2.0	10/13/85	Greg Brown vs. St. Louis Rams (W)	3.0

* - denotes rookie; Underline - denotes playoff game

ALL-TIME MULTI-SACK GAMES



Date	Player/Opponent/Result	Sacks
10/6/85	Greg Brown at Saints (L)	1.5
10/6/85	Ken Clarke at Saints (L)	1.5
9/29/85	Reggie White vs. Giants (L)	2.5
9/29/85	Ken Clarke vs. Giants (L)	1.5
12/16/84	Greg Brown at Falcons (L)	4.0
12/16/84	Ken Clarke at Falcons (L)	2.0
12/16/84	Byron Darby at Falcons (L)	2.0
12/9/84	Byron Darby vs. Patriots (W)	1.5
12/9/84	Dennis Harrison vs. Patriots (W)	1.5
12/2/84	Greg Brown vs. Cowboys (L)	1.5
11/25/84	Dennis Harrison at St. Louis Rams (L)	1.5
11/4/84	Ken Clarke at Lions (T)	3.0
10/21/84	Dennis Harrison vs. Giants (W)	2.0
10/21/84	Greg Brown vs. Giants (W)	1.5
10/14/84	Ken Clarke vs. Colts (W)	2.0
10/14/84	Dennis Harrison vs. Colts (W)	2.0
9/30/84	Greg Brown at Redskins (L)	2.0
12/18/83	Greg Brown at St. Louis Rams (L)	2.5
11/20/83	Greg Brown vs. Giants (L)	2.0
11/13/83	Dennis Harrison at Bears (L)	3.0
10/9/83	Dennis Harrison at Giants (W)	2.0
10/2/83	Dennis Harrison at Falcons (W)	3.0
9/25/83	Carl Hairston at St. Louis Rams (L)	2.0
9/25/83	Joel Williams at St. Louis Rams (L)	1.5
12/26/82	Greg Brown at Cowboys (W)	2.0
12/26/82	Dennis Harrison at Cowboys (W)	1.5
12/19/82	Carl Hairston vs. Oilers (W)	2.0
12/11/82	Dennis Harrison at Giants (L)	2.0
12/5/82	Dennis Harrison vs. St. Louis Rams (L)	2.0
11/28/82	Dennis Harrison at Redskins (L)	2.0

* - denotes rookie; Underline - denotes playoff game

MOST MULTI-SACK GAMES, Career

1.	Reggie White	38
2.	Clyde Simmons	22
3.	Trent Cole	20
4.	Hugh Douglas	13
5.	Dennis Harrison	11

*includes playoff games

MOST MULTI-SACK GAMES, Season

1.	Reggie White (1987)	9
2.	Clyde Simmons (1992)	7
3t.	Jason Babin (2011)	6
	Reggie White (1988)	6
5t.	Hugh Douglas (2000)	5
	Clyde Simmons (1991)	5

*regular season only

MOST 3-SACK GAMES, Career

1.	Reggie White	9
2.	Clyde Simmons	4
3t.	Trent Cole	3
	Jason Babin	3
5t.	Fletcher Cox, five other players tied with	2

*includes playoffs

MOST 3-SACK GAMES, Season

1t.	Jason Babin (2011)	3
	Reggie White (1986)	3
3t.	Connor Barwin (2014)	2
	Dennis Harrison (1983)	2
	Clyde Simmons (1992)	2

*regular season only

MOST CONSECUTIVE MULTI-SACK GAMES

1.	Reggie White (1987)	4
2t.	Jason Babin (2011)	3
	William Fuller (1995)	3
	Andy Harmon (1995)	3
	Dennis Harrison (1982)	3
	Reggie White (1986)	3

MULTI-INTERCEPTION GAMES SINCE 1960



Date	Player/Opponent/Result	INTs		
1/1/17	Jordan Hicks (LB) vs. Cowboys (W)	2	12/12/71	Leroy Keyes vs. St. Louis Rams (W) 2
12/22/16	Malcolm Jenkins vs. Giants (W)	2	11/21/71	Bill Bradley at St. Louis Rams (W) 2
9/9/12	Dominique Rodgers-Cromartie at Browns (W)	2	11/7/71	Bill Bradley at Redskins (T) 2
9/9/12	Kurt Coleman at Browns (W)	2	10/31/71	Bill Bradley vs. Broncos (W) 2
10/16/11	Kurt Coleman at Redskins (W)	2	9/26/71	Bill Bradley vs. Cowboys (L) 2
11/21/10	Asante Samuel vs. Giants (W)	3	11/8/70	Adrian Young vs. Dolphins (W) 2
11/15/10	Dimitri Patterson at Redskins (W)	2	12/21/69	Joe Scarpati at 49ers (L) 2
11/7/10	Asante Samuel vs. Colts (W)	2	10/13/69	Nate Ramsey at Baltimore Colts (L) 2
11/29/09	Asante Samuel vs. Redskins (W)	2	11/17/68	Al Nelson at Giants (L) 2
10/11/09	Asante Samuel vs. Buccaneers (W)	2	10/29/67	Ron Medved vs. Cowboys (W) 2
9/13/09	Sheldon Brown at Panthers (W)	2	10/23/66	Joe Scarpati at Giants (W) 3
10/8/06	Lito Sheppard vs. Cowboys (W)	2	9/18/66	Joe Scarpati vs. Falcons (W) 2
10/2/05	Sheldon Brown at Chiefs (W)	2	12/12/65	Jim Nettles at Steelers (W) 3
10/17/04	Lito Sheppard vs. Panthers (W)	2	12/12/65	Joe Scarpati at Steelers (W) 2
12/8/02	Bobby Taylor at Seahawks (W)	2	11/28/65	Nate Ramsey at St. Louis Rams (W) 3
<u>1/12/02</u>	<u>Damon Moore vs. Buccaneers (W)</u>	2	11/28/65	Al Nelson at St. Louis Rams (W) 2
12/16/01	Brian Dawkins at Redskins (W)	2	12/13/64	Nate Ramsey at St. Louis Rams (L) 2
9/24/00	Troy Vincent at Saints (W)	2	12/1/63	Dave Lloyd at Steelers (T) 2
12/19/99	Troy Vincent vs. Patriots (W)	2	10/13/63	Don Burroughs at Redskins (W) 2
12/14/96	Michael Zordich at Jets (W)	2	12/9/62	Ben Scotti vs. Steelers (L) 2
9/22/96	William Thomas at Falcons (W)	2	10/6/62	Don Burroughs at Steelers (L) 2
12/17/95	William Thomas vs. Cardinals (W)	2	12/3/61	Don Burroughs at Steelers (W) 3
10/15/95	William Thomas at Giants (W)	2	12/3/61	Chuck Bednarik at Steelers (W) 2
12/26/93	Eric Allen vs. Saints (W)	2	11/27/60	Don Burroughs vs. Giants (W) 2
10/17/93	Mark McMillian at Giants (L)	2	10/16/60	Gene Johnson vs. Lions (W) 2
<u>1/3/93</u>	<u>Eric Allen at Saints (W)</u>	2	10/9/60	Don Burroughs vs. St. Louis Rams (W) 2
11/8/92	Eric Allen vs. Los Angeles Raiders (W)	2	9/30/60	Chuck Weber at Cowboys (W) 3
11/17/91	Wes Hopkins vs. Bengals (W)	2		
9/15/91	Rich Miano at Cowboys (W)	2		
12/23/90	Eric Allen vs. Cowboys (W)	2		
12/18/88	Wes Hopkins at Cowboys (W)	2		
11/20/88	Terry Hoage at Giants (W)	2		
9/4/88	Terry Hoage at Buccaneers (W)	2		
9/20/87	Elbert Foules vs. Saints (W)	2		
12/21/86	Roynell Young vs. Redskins (L)	2		
9/14/86	Andre Waters at Bears (L)	2		
10/20/85	Wes Hopkins vs. Cowboys (W)	2		
12/2/84	Wes Hopkins vs. Cowboys (L)	2		
12/19/82	Roynell Young vs. Oilers (W)	2		
12/20/81	Herman Edwards vs. St. Louis Rams (W)	2		
9/17/81	Brenard Wilson at Bills (W)	2		
<u>1/3/81</u>	<u>Herman Edwards vs. Vikings (W)</u>	2		
<u>1/3/81</u>	<u>Roynell Young vs. Vikings (W)</u>	2		
9/22/80	Herman Edwards vs. Giants (W)	2		
11/4/79	Herman Edwards vs. Browns (L)	2		
10/14/79	Randy Logan at St. Louis Rams (W)	2		
12/17/78	Herman Edwards vs. Giants (W)	2		
9/17/78	Deac Sanders at Saints (W)	2		
12/4/77	Randy Logan at Cowboys (L)	2		
11/6/77	Deac Sanders vs. Saints (W)	2		
10/9/77	Deac Sanders at Giants (W)	2		
12/21/75	Frank LeMaster at Redskins (W)	2		
12/21/75	Artimus Parker at Redskins (W)	2		
11/30/75	Bill Bergey vs. 49ers (W)	2		
10/5/75	Bill Bradley vs. Redskins (W)	2		
11/5/72	Bill Bradley vs. St. Louis Rams (T)	2		
10/8/72	Bill Bradley at Redskins (L)	2		

* - denotes rookie; Underline - denotes playoff game

MOST MULTI-INT GAMES, Career

1.	Bill Bradley	7
2t.	Don Burroughs	5
	Herman Edwards	5
4t.	Asante Samuel, Eric Allen	4
	Wes Hopkins, Joe Scarpati	4

*includes playoff games

MOST MULTI-INT GAMES, Season

1.	Bill Bradley (1971)	4
2t.	eight times, last by Asante Samuel (2010)	2

*regular season only

MOST 3-INT GAMES, Career

1t.	Kurt Coleman	1
	Don Burroughs	1
	Jim Nettles	1
	Nate Ramsey	1
	Joe Scarpati	1
	Chuck Weber	1

*includes playoffs

CONSECUTIVE MULTI-INT GAMES

1.	Bill Bradley (1971)	2
----	---------------------	---

ALL-TIME INTERCEPTION RETURNS FOR TDs



Date	Player/Opponent/Result	Yards		
10/6/19	Nathan Gerry vs. Jets (W)	51	12/17/78	Frank LeMaster vs. Giants (W) 9
1/21/18	<u>Patrick Robinson vs. Vikings (W)</u>	50	10/15/78	John Sanders vs. Washington (W) 19
10/29/17	Jalen Mills vs. 49ers (W)	37	12/21/75	Frank LeMaster at Redskins (W) 89
12/22/16	Malcolm Jenkins vs. Giants (W)	34	12/21/75	Joe Lavender at Redskins (W) 36
12/11/16	Leodis McKelvin vs. Redskins (L)	29	9/29/74	Joe Lavender vs. Baltimore Colts (W) 37
10/16/16	Malcolm Jenkins at Redskins (L)	64	12/9/73	John Outlaw vs. Jets (W) 45
12/6/15	Malcolm Jenkins at Patriots (W)	99	12/19/71	Al Nelson at Giants (W) 19
11/8/15	Jordan Hicks* at Cowboys (W)	67	10/19/69	Bill Bradley* at Cowboys (L) 56
10/19/15	Nolan Carroll vs. Giants (W)	17	10/13/69	Nate Ramsey at Baltimore Colts (L) 26
11/10/14	Bradley Fletcher vs. Panthers (W)	34	9/21/69	Joe Scarpati vs. Browns (L) 34
9/28/14	Malcolm Jenkins at 49ers (L)	53	12/10/67	Joe Scarpati at Cowboys (L) 67
12/22/13	Brandon Boykin vs. Bears (W)	54	10/8/67	Don Hultz at Falcons (W) 16
11/13/11	Asante Samuel vs. Cardinals (L)	20	11/20/66	Jim Nettles at 49ers (W) 34
11/15/10	Dimitri Patterson at Redskins (W)	40	12/12/65	Jim Nettles* at Steelers (W) 56
12/6/09	Sheldon Brown at Falcons (W)	83	12/12/65	George Tarasovic at Steelers (W) 40
10/26/09	Will Witherspoon at Redskins (W)	9	12/12/65	Maxie Baughan at Steelers (W) 33
1/4/09	<u>Asante Samuel at Vikings (W)</u>	44	12/6/64	Joe Scarpati* vs. Cowboys (W) 24
12/15/08	Asante Samuel vs. Browns (W)	50	10/25/64	Irv Cross at Steelers (W) 94
10/12/08	Juqua Parker at 49ers (W)	55	11/10/63	Lee Roy Caffey* at Giants (L) 87
12/17/06	Trent Cole at Giants (W)	19	10/13/57	Jimmy Harris* at Browns (L) 65
12/10/06	Michael Lewis at Redskins (W)	84	10/5/57	Jerry Norton vs. Giants (L) 99
11/12/06	Sheldon Brown vs. Redskins (W)	70	10/14/56	Eddie Bell at Steelers (W) 28
10/8/06	Lito Sheppard vs. Cowboys (W)	102	11/13/55	Bibbles Bawel vs. Browns (W) 40
10/2/05	Sheldon Brown at Chiefs (W)	40	10/15/55	Bibbles Bawel at Steelers (L) 42
11/15/04	Lito Sheppard at Cowboys (W)	101	12/12/54	Jerry Norton* vs. Giants (W) 69
10/17/04	Lito Sheppard vs. Panthers (W)	64	11/15/53	Chuck Bednarik vs. Baltimore Colts (W) 26
10/5/03	ND Kalu vs. Redskins (W)	15	12/14/52	Mike Jarmoluk at Redskins (L) 45
1/11/03	<u>Bobby Taylor vs. Falcons (W)</u>	39	12/7/52	Vic Sears vs. Dallas Texans (W) 9
12/21/02	Shawn Barber at Cowboys (W)	80	11/2/52	Russ Craft at Packers (L) 32
12/1/02	Bobby Taylor vs Rams (W)	23	10/29/50	Joe Muha vs. Redskins (W) 19
1/12/02	<u>Damon Moore vs. Buccaneers (W)</u>	59	10/22/50	Norm Wiley* at Steelers (W) 41
11/18/01	Jeremiah Trotter at Cowboys (W)	50	9/24/50	Frank Reagan at Chicago Cardinals (W) 46 (lateral)
11/18/01	William Hampton at Cowboys (W)	33	12/4/49	Joe Muha at Giants (W) 28
11/19/00	Mike Caldwell vs. Cardinals (W)	26	11/20/49	Pat McHugh vs. NY Bulldogs (W) 21
9/3/00	Jeremiah Trotter at Cowboys (W)	27	11/10/46	Gil Steinke at Giants (L) 52
1/2/00	Mike Mamula vs. Rams (W)	41	12/3/44	Vic Lindskog* vs. Brooklyn Tigers (W) 65
1/2/00	Al Harris vs. Rams (W)	17	11/26/44	Tom Miller vs. Bears (L) 35
11/21/99	Brandon Whiting vs. Colts (L)	22	11/19/44	Jack Hinkle at Redskins (W) 50
10/24/99	Brian Dawkins at Dolphins (L)	67	11/7/43	Larry Cabrelli vs. Redskins (T) 24
10/3/99	Bobby Taylor at Giants (L)	18	10/31/43	Ben Kish vs. Chicago Cardinals (W) 86
12/7/97	Brian Dawkins vs. Giants (L)	64	9/16/38	Jay Arnold at Pittsburgh Pirates (W) 22
11/3/96	Troy Vincent at Cowboys (W)	90 (lateral)	10/10/37	Maurice Harper* at Redskins (W) 20
12/30/95	<u>William Thomas vs. Lions (W)</u>	30	11/6/34	Swede Hanson vs. Cincinnati Reds (W) N/A
12/30/95	<u>Barry Wilburn vs. Lions (W)</u>	24	11/26/33	Lee Woodruff vs. Cincinnati Reds (W) 55
9/10/95	William Thomas at Cardinals (W)	37		* - denotes rookie
12/24/94	Mike Zordich at Bengals (L)	18		<u>Underline</u> - denotes playoff game
10/30/94	Greg Jackson at Redskins (W)	55		
12/26/93	Eric Allen vs. Saints (W)	33		
12/26/93	Eric Allen vs. Saints (W)	25		
10/3/93	Eric Allen at Jets (W)	94		
9/19/93	Eric Allen vs. Redskins (W)	29		
1/3/93	<u>Eric Allen at Saints (W)</u>	18		
12/6/92	Seth Joyner vs. Vikings (W)	24		
11/22/92	Seth Joyner at Giants (W)	43		
12/22/91	Otis Smith vs. Washington (W)	74		
12/23/90	Eric Allen vs. Cowboys (W)	35		
11/25/90	Byron Evans vs. Giants (W)	23		
11/12/90	William Frizzell vs. Redskins (W)	30		
12/3/89	Clyde Simmons at Giants (W)	60		
9/10/89	Eric Everett vs. Seahawks (W)	30		
10/27/85	Wes Hopkins vs. Bills (W)	24		
9/29/85	Herman Edwards vs. Giants (L)	3		
12/19/82	Richard Blackmore vs. Oilers (W)	20		

MOST INT-TDs, Career (includes playoffs)

1. Eric Allen 6
2. **Malcolm Jenkins** 4
- 3t. Sheldon Brown, Asante Samuel, Lito Sheppard, Bobby Taylor, Joe Scarpati 3

MOST INT-TDs, Season (regular season only)

1. Eric Allen (1993) 4
- 2t. **Malcolm Jenkins (2016)**, Lito Sheppard (2004), Seth Joyner (1992), Bibbles Bawel (1955) 2

MOST INT-TDs, Game

1. Eric Allen (12/26/93 vs. NO) 2

CONSECUTIVE GAMES WITH AN INT-TD

1. Eric Allen (1993) 2

ALL-TIME FUMBLE RECOVERIES FOR TDS



Date	Player/Opponent/Result	Yards		
10/6/19	Orlando Scandrick vs. Jets (W)	44	10/10/65	George Tarasovic at Cowboys (W) 62
12/25/17	Derek Barnett* vs. Raiders (W)	23	11/22/64	Mike Morgan* vs. St. Louis Cardinals (L) 0
12/10/17	Brandon Graham at LA Rams (W)	16	11/27/60	J.D. Smith vs. Giants (W) 0
11/26/17	Nelson Agholor vs. Bears (W)	0	11/20/60	Jimmy Carr at Giants (W) 38
11/19/17	Nigel Bradham at Cowboys (W)	37	12/13/59	Don Owens vs. Browns (L) 3
9/10/17	Fletcher Cox at Redskins (W)	20	11/22/59	Jerry Huth vs. Los Angeles Rams (W) 0
1/3/16	Walter Thurmond at Giants (W)	83	10/4/59	Chuck Weber vs. Giants (W) 0
10/5/14	Cedric Thornton vs. Rams (W)	0	12/12/54	Norm Willey vs. Giants (W) 0
9/7/14	Fletcher Cox vs. Jaguars (W)	17	10/25/53	Tom Scott* at Chicago Cardinals (W) 0
10/27/13	Najee Goode vs. Giants (L)	2	12/7/52	Ebert Van Buren vs. Dallas Texans (W) 0
12/18/11	Juqua Parker vs. Jets (W)	47	11/16/52	Pete Pihos vs. Chicago Cardinals (W) 12
11/7/11	Brian Rolle vs. Bears (L)	22	11/9/52	Mike Jarmoluk vs. Redskins (W) 16
9/11/11	Juqua Parker at Rams (W)	56	11/4/51	Gerry Cowhig at Steelers (W) 25
10/10/10	Quintin Mikell at 49ers (W)	52	10/29/50	John Green vs. Redskins (W) 2
12/13/09	Sheldon Brown at Giants (W)	60	11/6/49	Russ Craft vs. Los Angeles Rams (W) 21
9/13/09	Victor Abiamiri at Panthers (W)	2	10/31/48	Bosh Pritchard at Steelers (W) 18
12/28/08	Joselio Hanson vs. Cowboys (W)	96	10/5/47	Joe Muha vs. Giants (W) 2
12/28/08	Chris Clemons vs. Cowboys (W)	73	10/8/44	Jack Banta vs. Redskins (T) 0
9/15/08	Chris Gocong at Cowboys (L)	0	10/31/43	Jack Hinkle vs. Chicago Cardinals (W) 0
12/30/07	Kevin Curtis vs. Bills (W)	0	10/24/43	Al Wukits* at Giants (L) 2
12/23/07	Kevin Curtis at Saints (W)	0	11/1/42	Rupert Pate at Redskins (L) 53
9/24/06	Mike Patterson at 49ers (W)	98	9/20/42	Vic Sears at Cleveland Rams (L) 25
10/9/05	Sheldon Brown at Cowboys (L)	80	9/15/40	Don Looney* at Packers (L) 44
1/16/05	<u>Freddie Mitchell vs. Vikings (W)</u>	0	10/15/39	Theodore Schmitt at Giants (L) 63
12/15/02	Carlos Emmons vs. Redskins (W)	44	9/25/38	Bob Pylman* vs. Giants (W) 88
12/9/01	Brian Dawkins vs. Chargers (W)	49	9/25/38	Joe Carter vs. Giants (W) 92
9/30/01	Damon Moore vs. Cowboys (W)	10	9/16/38	Jay Arnold at Pittsburgh Pirates (W) 18
9/15/97	William Thomas at Cowboys (L)	37	10/31/37	Joe Pilconis at Pittsburgh Pirates (L) 22
12/22/96	Mike Mamula vs. Cardinals (W)	4		
10/13/96	William Thomas at Giants (W)	23		
9/30/96	Rhett Hall vs. Cowboys (L)	32		
12/24/95	Jerome Henderson at Bears (L)	0		
10/29/95	Kevin Johnson vs. St. Louis Rams (W)	37		
10/15/95	Mike Zordich at Giants (W)	58		
9/24/95	Greg Jackson at Raiders (L)	45		
1/3/94	Byron Evans at 49ers (W)	30		
9/13/92	Reggie White at Phoenix Cardinals (W)	37		
11/24/91	Seth Joyner at Phoenix Cardinals (W)	34		
11/24/91	Clyde Simmons at Phoenix Cardinals (W)	0		
10/6/91	Seth Joyner at Buccaneers (L)	0		
11/12/90	Clyde Simmons vs. Redskins (W)	18		
12/3/89	Andre Waters at Giants (W)	3		
11/20/88	Cris Carter at Giants (W)	0		
9/20/87	Seth Joyner vs. Saints (W)	18		
9/13/87	Reggie White at Redskins (L)	70		
12/15/85	Dave Little at Chargers (L)	0		
12/26/82	Greg Brown at Cowboys (W)	0		
10/11/81	Frank LeMaster at Saints (W)	47		
9/27/81	Greg Brown* vs. Redskins (W)	7		
11/16/80	Jerry Robinson at Redskins (W)	59		
11/19/78	Herman Edwards at Giants (W)	26		
12/1/74	Will Wynn vs. Packers (W)	87		
10/6/74	Bill Dunstan at Chargers (W)	46		
9/23/74	Joe Lavender vs. Cowboys (W)	96		
11/4/73	Will Wynn* vs. Patriots (W)	24		
11/21/71	Steve Smith at St. Louis Cardinals (W)	5		
11/21/71	Ben Hawkins at St. Louis Cardinals (W)	5		
11/15/70	Steve Preece vs. Falcons (T)	21		
12/18/66	Harold Wells at Redskins (W)	60		

* - denotes rookie

Underline - denotes playoff game

MOST FR-TDs, Career

1. Seth Joyner 3
 - 2t. 9 players, last **Fletcher Cox** 2
- *includes playoff games

MOST FR-TDs, Season

- 1t. Kevin Curtis (2007) 2
 - Seth Joyner (1991) 2
 - Juqua Parker (2011) 2
- *regular season only

CONSECUTIVE GAMES WITH A FR-TD

1. Kevin Curtis (2007) 2

ALL-TIME KICK RETURNS FOR TDS



PUNT RETURNS FOR TOUCHDOWNS

Date	Player/Opponent/Result	Yards
12/2/12	Damaris Johnson* at Cowboys (L)	98
9/27/15	Darren Sproles at Jets (W)	89
11/22/92	Vai Sikahema at Giants (W)	87
9/13/09	DeSean Jackson at Panthers (W)	85
10/19/03	Brian Westbrook at Giants (W)	84
12/6/15	Darren Sproles at Patriots (W)	83
9/28/14	Darren Sproles at 49ers (L)	82
12/21/03	Brian Westbrook vs. 49ers (L)	81
10/4/59	Tommy McDonald vs. Giants (W)	81
10/25/42	Ernie Steele* at Bears (L)	80 (lateral)
12/21/47	<u>Bosh Pritchard at Steelers (W)</u>	79
11/25/02	Brian Mitchell at 49ers (W)	76
11/30/86	Greg Garrity at Los Angeles Raiders (W)	76
12/13/09	DeSean Jackson at Giants (W)	72
9/24/00	Brian Mitchell at Saints (W)	72
10/30/49	Clyde Scott* at Steelers (W)	70
11/23/47	Pat McHugh* at Boston Yanks (L)	69
10/5/08	DeSean Jackson* vs. Redskins (L)	68
11/6/66	Aaron Martin vs. Cowboys (W)	67
12/3/61	Timmy Brown at Steelers (W)	66
11/10/14	Darren Sproles vs. Panthers (W)	65
12/19/10	DeSean Jackson at Giants (W)	65
12/19/65	Bob Shann* vs. Lions (L)	63
10/11/59	Art Powell* vs. Steelers (W)	58
9/3/78	Wally Henry vs. Los Angeles Rams (L)	57
11/9/52	Don Stevens* vs. Redskins (W)	56
10/31/48	Bosh Pritchard at Steelers (W)	55
10/22/44	Steve Van Buren* vs. Boston Yanks (W)	55
10/6/68	Alvin Haymond at Redskins (L)	54
10/26/52	Bibbles Bawel* at Giants (W)	52
12/8/46	Steve Van Buren at Boston Yanks (W)	50
12/4/49	Frank Reagan at Giants (W)	41
11/2/47	Pete Pihos* at Redskins (W)	26
10/18/36	Stumpy Thomason at Boston Redskins (L)	15

* - denotes rookie

Underline - denotes playoff game

KICKOFF RETURNS FOR TOUCHDOWNS

Date	Player/Opponent/Result	Yards
11/23/14	Josh Huff* vs. Titans (W)	107
9/17/61	Timmy Brown vs. Browns (W)	105
10/7/50	Russ Craft vs. Los Angeles Rams (W)	103
9/21/14	Chris Polk vs. Redskins (W)	102
11/13/38	Dave Smukler at Brooklyn Dodgers (L)	100
11/23/08	Quintin Demps* at Ravens (L)	100
9/22/63	Timmy Brown vs. Cardinals (L)	100
12/2/62	Timmy Brown at Redskins (W)	99
12/11/77	Wilbert Montgomery* vs. Giants (W)	99
10/23/16	Josh Huff vs. Vikings (W)	98
9/22/68	Alvin Haymond vs. Giants (L)	98
12/2/45	Steve Van Buren at Giants (L)	98
11/1/42	Bosh Pritchard* at Redskins (L)	97
9/22/96	Derrick Witherspoon at Falcons (W)	97
11/12/44	Steve Van Buren* vs. Giants (T)	97
9/24/55	Jerry Norton vs. Giants (W)	96
11/24/96	Derrick Witherspoon at Cardinals (L)	95
9/28/47	Steve Van Buren vs. Redskins (W)	95
11/4/01	Brian Mitchell at Cardinals (W)	94
12/24/94	Herschel Walker at Bengals (L)	94
11/6/66	Timmy Brown vs. Cowboys (W)	93
12/2/79	Billy Campfield vs. Lions (W)	92
11/6/66	Timmy Brown vs. Cowboys (W)	90
11/14/99	Allen Rossum vs. Redskins (W)	89
11/18/84	Andre Waters* vs. Redskins (W)	89
10/1/00	Brian Mitchell vs. Falcons (W)	89
10/16/16	Wendell Smallwood* at Redskins (L)	86
12/17/95	Derrick Witherspoon vs. Cardinals (W)	86
11/2/97	Willie Clark at Cardinals (L)	39

* - denotes rookie

BLOCKED PUNT RETURNS FOR TOUCHDOWNS

Date	Player/Opponent/Result	Yards
12/6/15	Najee Goode at Patriots (W)	24
12/28/14	Trey Burton* at Giants (W)	27
10/5/14	Chris Maragos vs. Rams (W)	10
9/28/14	Brad Smith at 49ers (L)	0
11/22/92	Ken Rose at Giants (W)	3
9/2/84	Rich Kraynak at Giants (L)	8
10/31/71	Bill Hobbs vs. Broncos (W)	0
12/20/70	Mike Dirks vs. Steelers (W)	0
11/12/67	Jim Nettles at Los Angeles Rams (L)	0
12/18/49	<u>Leo Skladany* at Los Angeles Rams (W)</u>	2
11/3/46	Augie Lio vs. Giants (W)	0

* - denotes rookie

Underline - denotes playoff game

MISSED FIELD GOAL RETURNS FOR TOUCHDOWNS

Date	Player/Opponent/Result	Yards
9/26/71	Al Nelson vs. Cowboys (L)	101
12/11/66	Al Nelson vs. Browns (W)	100
9/16/62	Timmy Brown vs. St. Louis Cardinals (L)	99

BLOCKED FIELD GOAL RETURNS FOR TOUCHDOWNS

Date	Player/Opponent/Result	Yards
10/23/05	Matt Ware vs. Chargers (W)	65
11/20/88	Clyde Simmons at Giants (W)	15

BEST PERFORMANCES VS. EAGLES



SCORING

Most Touchdowns Scored

- 5 James Stewart, Jaguars (10/12/97 at Jax.) [all rushing]
- 4 Joseph Addai, Colts (11/26/06 at Ind.); Larry Brown, Redskins (12/16/73 at Was.); Ron Johnson, Giants (10/2/72 at Phi.); MacArthur Lane, Cardinals (10/18/70 at Phi.); John David Crow, Cardinals (12/16/62 at StL); Jim Taylor, Packers (11/11/62 at Phi.); Jim Brown, Browns (11/19/61 at Cle.)

Most Field Goals

- 5 (7 times) last by Josh Brown, Giants (10/27/13 at Phi., 5 att) and Al Del Greco, Titans (12/3/00 at Phi., 5 att)

Longest Field Goal

- 63 Brett Maher, Cowboys (10/20/19) at Dal.
- 62 Brett Maher, Cowboys (12/9/18 at Dal.)
- 62 Matt Bryant, Buccaneers (10/22/06 at TB)
- 56 Justin Tucker, Ravens (9/16/12 at Phi.)
- 56 Mason Crosby, Packers (9/12/10 at Phi.)
- 56 Morten Andersen, Saints (12/26/93 at Phi.)

RUSHING

Most Rushing Attempts

- 43 Butch Woolfolk, Giants (11/20/83 at Phi.)

Most Yards Rushing

- 237 Emmitt Smith, Cowboys (10/31/93 at Phi.) 30 att.
- 237 Jim Brown, Browns (11/19/61 at Cle.) 34 att.
- 235 Doug Martin, Buccaneers (11/22/15 vs. TB) 27 att.
- 223 Jim Brown, Browns (11/3/63 at Phi.) 28 att.
- 221 Gerald Riggs, Redskins (9/17/89 at Was.) 29 att.

Most Touchdowns Rushing

- 5 James Stewart, Jaguars (10/12/97 at Jax.)
- 4 Joseph Addai, Colts (11/26/06 at Ind.); Jim Taylor, Packers (11/11/62 at Phi.); Jim Brown, Browns (11/19/61 at Cle.)

Longest Run From Scrimmage

- 90t Adrian Peterson, Redskins (12/3/18 at Phi.)
- 87t John Henry Johnson, Steelers (12/11/60 at Pit.)
- 85t Reggie Brooks, Redskins (9/19/93 at Phi.)
- 84t Herschel Walker, Cowboys (12/14/86 at Dal.)
- 84 Doug Martin, Buccaneers (11/22/15 at Phi.)

PASSING

Most Passes Attempted

- 63 Eli Manning, Giants (12/22/16 at Phi.)
- 58 Ryan Fitzpatrick, Jets (9/27/15 at NYJ)
- 57 Eli Manning, Giants (12/17/17 at NYG)
- 56 Tom Brady, Patriots (12/6/15 at NE)
- 56 Fran Tarkenton, Vikings (12/3/78 at Min.)

Most Passes Completed

- 42 Dak Prescott, Cowboys (12/9/18 at Dal.)
- 38 Eli Manning, Giants (12/22/16 at Phi.)
- 37 Eli Manning, Giants (12/17/17 at NYG)
- 37 Daunte Culpepper, Vikings (9/20/04 at Phi.)
- 36 Philip Rivers, Chargers (9/15/13 at Phi.)

Most Yards Gained Passing

- 455 Dak Prescott (12/9/18 at Dal.)
- 446 Jon Kitna, Lions (9/23/07 at Phi.)
- 434 Eli Manning, Giants (12/17/17 at NYG)
- 429 Eli Manning, Giants (9/28/14 at NYG)
- 428 Joe Montana, 49ers (9/24/89 at Phi.)

Most Touchdown Passes

- 5 Matthew Stafford, Lions (11/26/15 at Det.); Jameis Winston, Buccaneers (11/22/15 vs. TB); Eli Manning, Giants (12/30/12 at NYG); Joe Montana, 49ers (9/24/89 at Phi.); Craig Morton, Cowboys (10/19/69 at Dal.); Don Meredith, Cowboys (10/9/66 at Dal.); Don Meredith, Cowboys (9/29/68 at Phi.); Sonny Jurgensen, Redskins (10/11/64 at Was.); Sammy Baugh, Redskins (9/28/47 at Phi.); Frank Filchock, Redskins (10/8/44 at Phi.)

Longest Pass Play

- 96 Bill Kilmer to Walter Roberts, Saints (11/19/67 at Phi.)
- 93t Neil Lomax to Ernie Jones, Cardinals (12/10/88 at Pho.)
- 91t Jon Kitna to Roy Williams, Lions (9/23/07 at Phi.)
- 90t Seneca Wallace to Koren Robinson (11/2/08 at Sea.)
- 90t Virgil Carter to Speedy Thomas, Bengals (9/19/71 at Cin.)

RECEIVING

Most Passes Caught

- 13 Wes Welker, Patriots (11/25/07 at NE)
- 13 Terrell Owens, 49ers (11/25/02 at SF)
- 12 (8 times) last by Ezekiel Elliott, Cowboys (12/9/18 at Dal.)

Most Yards Gained Receiving

- 225 Kenny Britt, Titans (10/24/10 at Ten.) 7 rec.
- 217 Amari Cooper, Cowboys (12/9/18 at Dal.) 10 rec.
- 213 Tony Hill, Cowboys (11/12/79 at Dal.) 7 rec.
- 212 Hugh Taylor, Redskins (9/28/47 at Phi.) 8 rec.
- 204 Roy Williams, Lions (9/23/07 at Phi.) 9 rec.

Most Touchdown Passes Caught

- 3 (19 times) last by Stefon Diggs, Vikings (10/13/19 at Min.)

INTERCEPTIONS

Most Interceptions

- 3 (14 times) last by Lofa Tatupu, Seahawks (12/2/07 at Phi.)

Longest Interception Return

- 107t Ed Reed, Ravens (11/23/08 at Bal.)
- 100t Mike Gaechter, Cowboys (10/14/62 at Dal.)
- 99t Patrick Robinson, Saints (11/5/12 at NO)
- 98 Brandon McDonald (12/15/08 vs. Cle.)
- 97t Darren Sharper, Saints (9/20/09 at Phi.)

MISCELLANEOUS

Most Punts

- 14 Sammy Baugh, Redskins (11/5/39 at Was.)

Longest Punt

- 85 Sammy Baugh, Redskins (12/1/40 at Was.)
- 80 Parker Hall, Cleveland Rams (12/3/39 at Phi.)

Longest Kickoff Return

- 105t Trindon Holliday, Broncos (9/29/13 at Den.)
- 104t Buddy Young, Colts (11/15/53 at Phi.)
- 103t George Hoey, Cardinals (11/21/71 at StL)
- 102t Larry Jones, Redskins (11/24/74 at Was.)
- 101t Wallace Francis, Bills (10/7/73 at Buf.)
- 101t Amos March, Cowboys (10/14/62 at Dal.)

Longest Punt Return

- 90t Adam Jones, Titans (11/19/06 at Phi.)
- 90t Jacques Green, Redskins (9/16/02 at Was.)
- 88t Andre Coleman, Chargers (9/17/95 at Phi.)
- 88t George Grosvenor, Cardinals (11/8/36 at Chi.)
- 87t Ted Ginn Jr., Dolphins (11/18/07 at Phi.)
- 86t Johnny Roland, Cardinals (10/2/66 at Phi.)

Longest Fumble Return

- 93t James Sanders, Cardinals (9/23/12 at Arz.)
- 74t Bull Karcis, Giants (10/16/38 at NYG)
- 69t DeMarcus Ware, Cowboys (10/8/06 at Phi.)
- 65t Willie Teal, Vikings (12/1/85 at Phi.)
- 64t Linval Joseph, Vikings (10/7/18 at Phi.)
- 64 Ray Edwards, Falcons (9/18/11 at Atl.)

Longest Return With Intercepted Lateral

- 93t Dick Poillon, Redskins (11/21/48 at Phi.)

SINGLE-SEASON TEAM RECORDS



SCORING

Most Points Scored

474 (2014, 16 games)
457 (2017, 16 games)
442 (2013, 16 games)
439 (2010, 16 games)
429 (2009, 16 games)

Fewest Scored

51 (1936, 12 games)
60 (1935, 11 games)
77 (1933, 9 games)

Most Allowed

444 (2012, 16 games)
430 (2015, 16 games)
409 (1967, 14 games)
400 (2014, 16 games)
393 (1973, 14 games)

Fewest Allowed

85 (1934, 11 games)
131 (1944, 10 games)
133 (1945, 10 games)

TOUCHDOWNS

Most Scored

54 (2014, 16 games)
53 (2017, 16 games)
53 (2013, 16 games)
50 (1948, 12 games)
49 (3x - 2010, 16 games)

Fewest Scored

6 (1936, 12 games)

Most Allowed

52 (2012, 16 games)
52 (1967, 14 games)
50 (2015, 16 games)
48 (2014, 16 games)

Fewest Allowed

10 (1934, 11 games)
17 (1950, 12 games)
17 (1949, 12 games)
18 (1945, 10 games)

Most by Rushing

25 (1949, 12 games)
25 (1945, 10 games)
23 (2003, 16 games)

Most by Passing

38 (2017, 16 games)
34 (1990, 16 games)
34 (1961, 14 games)
33 (1954, 12 games)
32 (2x - 2013, 16 games)

KICKING

Most Field Goals Made

35 (2016, 16 games)
33 (2008, 16 games)
32 (2014, 16 games)
32 (2010, 16 games)
32 (2009, 16 games)

Most PATs Made

54 (2014, 16 games)
50 (1948, 12 games)
48 (2006, 16 games)
48 (1980, 16 games)
47 (2x - 2010, 16 games)

RUSHING

Most Attempts

632 (1949, 12 games)
587 (1978, 16 games)
581 (1950, 12 games)

Most Yards Gained

2,607 (1949, 12 games)
2,566 (2013, 16 games)
2,556 (1990, 16 games)
2,509 (1981, 16 games)
2,456 (1978, 16 games)

PASSING

Most Attempts

623 (2015, 16 games)
621 (2014, 16 games)
620 (2005, 16 games)
618 (2012, 16 games)
609 (2016, 16 games)

Most Completions

422 (2018, 16 games)
405 (2015, 16 games)
384 (2014, 16 games)
380 (2016, 16 games)
367 (2012, 16 games)

Most Yards Gained (Gross)

4,581 (2014, 16 games)
4,524 (2018, 16 games)
4,406 (2013, 16 games)
4,380 (2009, 16 games)
4,341 (2015, 16 games)

TOTAL NET YARDS

Most Gained

6,676 (2013, 16 games)
6,386 (2011, 16 games)
6,348 (2014, 16 games)
6,230 (2010, 16 games)
6,103 (2006, 16 games)

FIRST DOWNS

Most First Downs

356 (2014, 16 games)
356 (2011, 16 games)
355 (2013, 16 games)
346 (2018, 16 games)
339 (2015, 16 games)

Most by Rushing

157 (1981, 16 games)
143 (1978, 16 games)
143 (1949, 12 games)
142 (1950, 12 games)
138 (1992, 16 games)

Most by Passing

221 (2018, 16 games)
218 (2014, 16 games)
204 (2008, 16 games)
203 (1997, 16 games)
197 (2013, 16 games)

Most by Penalty

41 (2003, 16 games)
37 (2017, 16 games)
36 (2015, 16 games)
34 (1988, 16 games)
32 (1998, 16 games)

FUMBLES

Most Opponents' Fumbles

Recovered
27 (1987, 15 games)
26 (1989, 16 games)
25 (1971, 14 games)
22 (1991, 16 games)
22 (2002, 16 games)
22 (1954, 12 games)

INTERCEPTIONS

Most Thrown

36 (1936, 12 games)
34 (1933, 9 games)
31 (1963, 14 games)
31 (1962, 14 games)
31 (1953, 12 games)

Most Intercepted

33 (1944, 10 games)
32 (1988, 16 games)
31 (1950, 12 games)
30 (1960, 12 games)
30 (1989, 16 games)

PENALTIES

Most Penalties

138 (1994, 16 games)
134 (2005, 16 games)
129 (2010, 16 games)
124 (2004, 16 games)
120 (1990, 16 games)

Most Yards Penalized

1,130 (2005, 16 games)
1,107 (1994, 16 games)
1,101 (2010, 16 games)
995 (2014, 16 games)
983 (2006, 16 games)

QUARTERBACK SACKS

Most Sacks Made

62 (1989, 16 games)
60 (1984, 16 games)
57 (1987, 15 games)
56 (2002, 16 games)
55 (1992, 16 games)
55 (1991, 16 games)

Most Sacks Allowed

104 (1986, 16 games)
72 (1987, 15 games)
64 (1997, 16 games)
64 (1992, 16 games)
60 (1984, 16 games)

Fewest Sacks Allowed

22 (1981, 16 games)
23 (2008, 16 games)
23 (1970, 14 games)
26 (1971, 14 games)
26 (1968, 14 games)

Best Season, win percentage

1949 Won 11, Lost 1 (.917)

Best Season, win total

2017 13 wins, 3 losses

2004 13 wins, 3 losses

Worst Season

1936 Won 1, Lost 11 (.083)

Longest Winning Streak

9 (9/24/17 - 11/26/17)

9 (10/19/03 - 12/15/03)

9 (9/30/60 - 12/4/60)

Longest Home Winning Streak

13 (12/14/47 - 12/11/49)

Longest Home Losing Streak

10 (10/14/12 - 10/27/13)

Longest Road Winning Streak

9 (10/19/03 - 10/24/04)

9 (11/12/00 - 12/16/01)

Longest Road Losing Streak

12 (12/14/97 - 10/3/99)

12 (10/15/39 - 12/1/40)

Longest Losing Streak

14 (9/20/36 - 9/21/37)

Most Consecutive Wins - Start of Season

7 in 2004

Most Consecutive Wins - End of Season

8 in 1949 (Reg. Season)

Most Consecutive Losses - Start of Season

11 in 1968

Most Consecutive Losses - End of Season

11 in 1936

Total Shutouts by Eagles

37 last at Was., 12/30/18

Most Shutouts in a Season

4 in 1934 and 1948

Most Consecutive Games Scored Points

120 (11/18/62 - 10/3/71)

Most Consecutive Games Scored Touchdown

92 (10/2/77 - 10/16/83)

Largest Comeback Victory

28-24 vs. Chicago Cardinals at Metropolitan Stadium, October 25, 1959 (came back from 24-0 deficit in 3rd qtr.)

28-24 vs. Washington Redskins at Griffith Stadium, October 27, 1946 (came back from 24-0 deficit at half-time)

Largest Comeback vs. Eagles

28-23 vs. Minnesota Vikings at Veterans Stadium, December 1, 1985 (came back from 23-0 deficit in 4th qtr.)

SINGLE-GAME TEAM RECORDS



SCORING

Most Scored

- 64 vs. Cincinnati Reds, 11/6/34
- 59 at Washington Redskins, 11/15/10
- 56 vs. Detroit Lions, 9/23/07
- 56 at Chicago Cardinals, 10/25/53
- 56 vs. Los Angeles Rams, 10/7/50

Most Allowed

- 62 at Giants, 11/26/72
- 56 at Cowboys, 10/9/66
- 56 at Giants, 10/15/33

Most, Both Teams

- 87 Eagles 59, Redskins 28, (at Was.) 11/15/10
- 87 Eagles 45, Redskins 42, (at Phil.) 9/28/47
- 86 Eagles, 44, Bengals 42, (at Phil.) 11/30/97

Fewest, Both Teams

- 0 Eagles 0, Brooklyn Dodgers 0, (at Phil.), 10/1/39

Most, Both Teams — One Quarter

- 47 Eagles 20, Cardinals 27, (at StL), 12/13/64

Most Scored in 1st Quarter

- 28 at Redskins, 11/15/2010
- 27 at Steelers, 12/12/1965
- 26 vs. Cincinnati Reds, 11/6/1934
- 24 at Falcons, 10/8/1967

Most Allowed in 1st Quarter

- 28 at Broncos, 10/4/1998
- 28 at Cowboys, 10/19/1969
- 24 at Bills, 12/2/1990
- 21 (eight times) last at Broncos, 9/29/13

Most Scored Both Teams in 1st Quarter

- 35 at Saints, 12/23/2007, (E-21, NO-14)
- 35 at Cowboys, 10/19/1969, (E-7, C-28)
- 28 (four times) last at Redskins, 11/15/2010 (E-28, R-0)

Most Scored in 2nd Quarter

- 31 vs. Lions, 12/30/1995
- 28 vs. Panthers, 9/13/09
- 28 vs. Packers, 12/5/2004
- 28 at Cowboys, 11/15/2004
- 28 vs. Saints, 11/19/1967

Most Allowed in 2nd Quarter

- 28 vs. Bears, 10/4/1987
- 28 vs. St. Louis Cardinals, 10/18/1970
- 28 vs. Packers, 11/11/1962
- 28 at Bears, 10/17/1943

Most Total Both Teams in 2nd Quarter

- 47 at St. Louis Cardinals, 12/13/1964, (E-20, C-27)
- 42 at Cowboys, 11/15/2004, (E-28, D-14)
- 42 at Redskins, 11/27/1983, (E-21, W-21)
- 38 at St. Louis Cardinals, 12/16/1962, (E-21, C-17)

Most Scored in 1st Half

- 45 at Redskins, 11/15/2010
- 42 vs. Lions, 9/23/2007
- 38 vs. Lions, 12/30/1995
- 35 (three times) last vs. Packers, 12/5/2004

Most Allowed in 1st Half

- 42 at Cowboys, 10/19/1969
- 38 at Giants, 11/26/1972
- 35 (six times) last at Giants, 12/30/2012

Most Scored Both Teams 1st Half

- 63 vs. Lions, 9/23/2007, (E-42, D-21)
- 59 at Redskins, 11/15/2010, (E-45, R-14)
- 59 at St. Louis Cardinals, 12/16/1962, (E-28, C-31)
- 57 at St. Louis Cardinals, 12/13/1964, (E-27, C-30)
- 54 at Cowboys, 9/15/2008, (E-30, D-24)

Most Scored in 3rd Quarter

- 21 vs. Steelers, 9/25/16
- 21 at Raiders, 11/3/13
- 21 at Falcons, 9/18/11
- 21 vs. Redskins, 11/12/1990
- 21 vs. Patriots, 11/4/1973
- 21 at Redskins, 12/3/1967
- 21 vs. Chi. Cardinals (at Minneapolis), 10/25/1959
- 21 vs. NY Giants, 10/4/1959
- 21 vs. Redskins, 11/28/1954
- 21 vs. NY Bulldogs, 11/20/1949

Most Allowed in 3rd Quarter

- 28 vs. Redskins, 10/1/1955
- 23 at Giants, 10/21/1951

Most Scored Both Teams 3rd Quarter

- 42 vs. Redskins, 10/1/1955, (E-14, R-28)
- 35 at Redskins, 12/3/1967, (E-21, R-14)
- 34 at Redskins, 11/1/1942, (E-14, R-20)

Most Scored in 4th Quarter

- 28 at NY Giants, 12/19/2010
- 28 vs. Lions, 12/8/2013
- 26 at Saints, 1/3/1993
- 24 vs. Baltimore Colts, 11/15/1953
- 23 at 49ers, 10/12/2008

Most Allowed in 4th Quarter

- 28 vs. 49ers, 9/24/1989
- 28 vs. Vikings, 12/1/1985
- 28 vs. Chicago Cardinals, 12/7/1947
- 28 vs. Bears, 11/30/1941

Most Scored Both Teams 4th Quarter

- 42 vs. Chicago Cardinals, 12/7/1947, (E-14, C-28)
- 38 vs. 49ers, 9/24/1989, (E-10, S-28)
- 37 vs. NY Giants, 9/27/2017, (E-13, G-24)
- 37 at Arizona Cardinals, 11/24/1996, (E-17, A-20)

Most Scored in 2nd Half

- 35 at NY Giants, 12/19/2010
- 35 at St. Louis Cardinals, 11/8/1981
- 34 vs. Jaguars, 9/7/2014
- 34 vs. Lions, 12/8/2013
- 32 (three times) last vs. Falcons, 10/1/2000

Most Allowed in 2nd Half

- 49 vs. Bears, 11/30/1941
- 42 vs. Chicago Cardinals, 12/7/1947
- 34 at Oakland Raiders, 10/17/1971
- 31 (seven times) last at Broncos 9/29/13

Most Scored Both Teams 2nd Half

- 56 vs. Chicago Cardinals, 12/7/1947, (E-14, C-42)
- 52 at Vikings, 12/15/2013, (E-21, V-31)
- 52 vs. Redskins, 10/1/1955, (E-21, R-31)
- 50 vs. Lions, 12/30/1995, (E-20, D-30)
- 49 vs. Bears, 11/30/1941, (E-0, B-49)
- 49 vs. Redskins, 9/28/47, (E-21, R-28)

Most Decisive Victory

- 64 Eagles 64, Cincinnati Reds 0, 11/6/34
- 45 (three times) last vs. Boston Yanks (E-45, Y-0), 11/14/48

Most Decisive Loss

- 56 Giants 56, Eagles 0, 10/15/33
- 52 Giants 62, Eagles 10, 11/26/72

TOUCHDOWNS

Most Scored

- 10 vs. Cincinnati Reds, 11/6/34
- 8 at Redskins, 11/15/10
- 8 vs. Lions, 9/23/07

SINGLE-GAME TEAM RECORDS



8 at Cardinals, 10/25/53
8 vs. Rams, 10/7/50

Most Allowed

8 (three times) last at Giants, 11/26/72

Most Scored by Rushing

5 at Cowboys, 10/22/61
5 vs. Redskins, 10/23/49
5 at Redskins, 10/17/48
5 vs. Boston Yanks, 12/9/45

Most Allowed by Rushing

6 Packers, 11/11/62

Most by Passing

7 at Raiders, 11/3/13
7 at Redskins, 10/17/54

Most Allowed by Passing

5 (12 times) last at Lions, 11/26/15

KICKING

Most Field Goals Made

6 at Oilers, 11/12/72
5 (five times) last vs. Titans, 11/23/14

Most Field Goals Allowed

5 (seven times) last vs. Giants, 10/27/13

TOTAL YARDS

Most Yards Gained

592 at Redskins, 11/15/10 (332 passing, 260 rushing)
583 vs. 49ers, 9/18/05 (443 passing, 140 rushing)
582 at Browns, 11/7/65 (352 passing, 230 rushing)
575 vs. Redskins, 11/21/48 (199 passing, 376 rushing)
574 vs. Colts, 11/15/81 (339 passing, 235 rushing)

Fewest Yards Gained

23 at Lions, 9/20/35
54 vs. Packers, 11/11/62

Most Yards Allowed

652 at Cowboys, 10/9/66 (440 passing, 212 rushing)

Fewest Yards Allowed

29 vs. Brooklyn Dodgers, 12/3/44

FIRST DOWNS

Most, Total

34 vs. Saints 10/11/15
34 vs. Colts, 11/15/81
33 vs. Vikings, 11/11/01
32 vs. Cardinals, 11/27/08; at Redskins, 9/17/89; at Chicago Cardinals, 10/25/53; and at Redskins, 12/2/51

Most Allowed, Total

37 vs. Packers, 11/11/62

Fewest Allowed, Total

1 at NY Bulldogs, 9/22/49; vs. Brooklyn Dodgers, 10/1/39; at Browns, 12/3/50
2 vs. Brooklyn Dodgers, 11/11/34

Most by Rushing

25 at Redskins, 12/2/51

Most Allowed by Rushing

21 vs. Packers, 11/11/62 and vs. Browns, 12/13/59

Fewest Allowed by Rushing

0 (8 times) last vs. Redskins, 9/8/19

Most by Passing

24 at Redskins, 9/17/89
22 at Redskins, 12/20/14
22 at Chargers, 11/15/09
22 at Chiefs, 10/2/05

Most Allowed by Passing

23 at Cowboys, 12/9/18

22 vs. Chargers, 9/15/13
22 at Cardinals, 12/13/64

Fewest Allowed by Passing

0 (8 times) last at Browns, 12/3/50

Most by Penalty

8 at Bears, 11/3/02
8 vs. Lions, 12/2/79

Most Allowed by Penalty

8 at Packers 9/26/19

RUSHING

Most Attempts

64 at Redskins, 12/2/51
64 at Baltimore Colts, 10/15/50
64 vs. Los Angeles Rams, 11/6/49
64 at Redskins, 11/28/43

Most Attempts Allowed

67 at Lions, 9/20/35

Most Yards Gained

376 vs. Redskins, 11/21/48

Fewest Yards Gained

-36 at Bears, 11/19/39
-23 vs. Lions, 11/17/40

Most Yards Allowed

370 at Lions, 9/20/35

Fewest Yards Allowed

-33 vs. Brooklyn Dodgers, 10/2/43
-26 at Boston Yanks, 12/8/46
6 vs. Chicago Bears, 11/26/17
10 vs. Boston Yanks, 10/22/44
13 vs. Brooklyn Tigers, 12/3/44

PASSING

Most Attempts

62 at Cardinals, 10/26/14
62 at Bears, 10/2/89
61 vs. Titans, 11/19/06
60 at Bengals, 12/4/16
60 at Redskins, 12/1/40

Fewest Attempts

3 vs. Steelers, 12/1/46

Most Attempts Allowed

63 vs. Giants, 12/22/16
63 at 49ers, 11/25/02
58 at Jets, 9/27/15
57 at Giants, 12/17/17
57 at Patriots, 12/6/15

Fewest Attempts Allowed

0 at Browns, 12/3/50
1 at NY Bulldogs, 9/22/49; at Cardinals, 11/8/36

Most Completions

37 vs. Redskins, 12/26/15
37 at Redskins, 12/20/14
36 at Bengals, 12/4/16
36 at Falcons, 9/14/15
36 at Cardinals, 10/26/14

Fewest Completions

0 at Redskins, 10/18/36

Most Completions Allowed

42 at Cowboys, 12/9/18
38 vs. Giants, 12/22/16
37 at Giants, 12/17/17
37 vs. Vikings, 9/20/04
36 at 49ers, 11/25/02

SINGLE-GAME TEAM RECORDS



Fewest Completions Allowed

- 0 at Browns, 12/3/50
- 0 vs. NY Bulldogs, 9/22/49
- 0 at Chicago Cardinals, 11/8/36
- 0 vs. Brooklyn Dodgers, 11/29/36
- 0 vs. Cincinnati Reds, 11/6/34

Most Yards Gained (gross)

- 486 vs. Giants, 11/8/53
- 471 vs. Texans, 12/23/18

Fewest Yards Gained (gross)

- 0 at Boston Redskins, 10/18/36

Most Yards Allowed (gross)

- 455 at Cowboys, 12/9/18
- 447 at Cowboys, 10/9/66
- 446 vs. Lions, 9/23/07

Fewest Yards Allowed (gross)

- 0 at Browns, 12/3/50, at NY Bulldogs, 9/22/49, at Cardinals, 11/8/36, and vs. Cincinnati Reds, 11/6/34

PENALTIES

Most Penalties

- 19 vs. Oilers, 10/2/88
- 16 at Seahawks, 12/13/92
- 16 at Giants, 12/3/89

Fewest Penalties

- 0 many times; last vs. Cowboys, 11/11/18

Most Penalties by Opponent

- 22 vs. Bears, 11/26/44

Fewest Penalties by Opponent

- 0 many times; last at Jets, 10/14/07

Most Yards Penalized

- 191 at Seahawks, 12/13/92
- 171 vs. Saints, 11/23/03

Fewest Yards Penalized

- 0 many times; last vs. Cowboys, 11/11/18

Most Yards Opponent Penalized

- 170 vs. Bears, 11/26/44

Fewest Yards Opponent Penalized

- 0 many times; last at Jets, 10/14/07

Most Penalties, Both Teams

- 31 Eagles 19, Houston Oilers 12 (at Phil.), 10/2/88
- 28 Eagles 13, St. Louis Rams 15 (at StL), 12/18/05

Fewest Penalties, Both Teams

- 1 Eagles 1, Brooklyn Dodgers 0 (at Phil.), 10/1/39
- 1 Eagles 1, Chicago Cardinals 0 (at Chi.), 11/10/35
- 1 Eagles 1, Brooklyn Dodgers 0 (at Phil.), 11/11/34

Most Yards Penalized, Both Teams

- 272 Eagles 171, Saints 101 (at Phil.), 11/23/03
- 262 Eagles 157, Chicago Cardinals 105 (at Chi.), 11/30/52

Fewest Yards Penalized, Both Teams

- 5 Eagles 5, Pittsburgh Steelers 0 (at Phil.), 10/24/65
- 5 Eagles 5, Brooklyn Dodgers 0 (at Phil.), 10/1/39
- 5 Eagles 5, Chicago Cardinals 0 (at Chi.), 11/10/35
- 5 Eagles 5, Brooklyn Dodgers 0 (at Phil.), 11/11/34

FUMBLES

Most Committed

- 10 vs. Giants, 10/9/43

Most Lost

- 6 at Redskins, 11/6/55
- 6 at Boston Yanks, 12/8/46
- 6 vs. Steelers, 10/7/34

Most Committed by Opponent

- 8 Packers (at Phil.), 12/1/74
- 7 (six times) last by Giants (at NY), 12/28/02

Most Fumbles Lost by Opponent

- 6 Giants (at NY), 11/17/68
- 6 NY Bulldogs (at Phil.), 11/20/49
- 5 (six times) last by Oilers (at Hou.), 12/2/91

INTERCEPTIONS

Most Thrown

- 7 vs. Cowboys, 9/26/71
- 7 at Boston Redskins, 11/3/35
- 6 (six times) last vs. Cardinals, 10/21/56

Most Intercepted

- 9 at Steelers, 12/12/65
- 8 at Cardinals, 9/24/50
- 7 at Redskins, 12/21/75

TOTAL TURNOVERS

Most Committed

- 9 at Bears, 10/12/47

Most Forced by Defense

- 12 at Steelers, 12/12/65 (9 INTs, 3 fumble rec.)
- 12 at Cardinals, 9/24/50 (8 INTs, 4 fumble rec.)

PUNTS

Most Punts

- 15 at Giants, 12/6/87
- 12 vs. Giants, 12/12/54. at Packers, 11/2/52. vs. Redskins, 10/4/42

Fewest Punts

- 0 (four times) last vs. Colts, 11/15/81

PUNT RETURNS

Most Punt Returns

- 12 at Browns, 12/3/50

Most Punt Returns by Opponent

- 9 (five times) last at Cardinals, 12/24/05

Most Yards Punt Returns

- 148 at Boston Yanks, 12/8/46

Most Yards Punt Returns Allowed

- 147 vs. Cardinals, 10/2/66

KICKOFF RETURNS

Most Kickoff Returns

- 9 at Giants, 11/26/72
- 9 at Giants, 11/10/46

Most Kickoff Returns Allowed

- 9 (six times) last vs. Cardinals, 11/27/08

Most Yards Kickoff Returns

- 261 vs. Cowboys, 11/6/66
- 253 at Cardinals, 11/24/96
- 235 vs. Cardinals, 9/19/65

Most Yards Kickoff Returns by Opponent

- 256 at Browns, 11/7/65

SACKS

Most Sacks Recorded

- 11 at Cowboys, 9/15/91
- 10 vs. Jets, 10/6/19
- 10 vs. Lions, 9/23/07
- 9 vs. Panthers, 11/10/14
- 9 at Dolphins, 12/11/11
- 9 vs. Steelers, 9/21/08
- 9 at Falcons, 12/16/84

Most Sacks Allowed

- 12 at Giants, 9/30/07
- 11 vs. Bears, 10/4/87
- 11 at Raiders, 11/30/86
- 11 vs. Lions, 11/16/86
- 11 at Cardinals, 12/18/83

ALL-TIME TEAM HIGHS AND LOWS



EAGLES HIGHS

64	vs. Cin.	11/6/34
10	vs. Cin.	11/6/34
5	{4x} last at Dal.	10/22/61
7	{2x} last at Oak.	11/3/13
7	{2x} last at Hou.	11/12/72
6	at Hou.	11/12/72
34	{2x } last vs. NO	10/11/15
25	at Was.	12/2/51
24	at Was.	9/17/89
592	at Was.	11/15/10
64	{3x} last at Was.	12/2/51
376	vs. Was.	11/21/48
462	vs. Hou.	12/23/18
12	at NYG	9/30/07
486	vs. NYG	11/8/53
62	{2x} last at Ari.	10/26/14
37	last vs. Was.	12/26/15
7	{2x} last vs. Dal.	9/26/71
9	at Chi.	10/12/47
10	vs. NYG	10/9/43
6	{3x} last at Was.	11/6/55
15	at NYG	12/6/87
60.0	{2x} last at Min.	10/28/62
19	vs. Hou.	10/2/88
191	at Sea.	12/13/92

CATEGORY

POINTS
TOUCHDOWNS
RUSHING TDS
PASSING TDS
FIELD GOALS ATTEMPTED
FIELD GOALS MADE
TOTAL FIRST DOWNS
RUSHING FIRST DOWNS
PASSING FIRST DOWNS
TOTAL NET YARDS
RUSHING ATTEMPTS
NET YARDS RUSHING
NET YARDS PASSING
QB SACKS ALLOWED
GROSS YARDS PASSING
PASS ATTEMPTS
PASS COMPLETIONS
INTERCEPTIONS THROWN
TOTAL TURNOVERS
FUMBLES BY
FUMBLES LOST
PUNTS
PUNTING AVERAGE
PENALTIES
YARDS PENALIZED

EAGLES LOWS

0	last vs. Dal.	12/31/17
0	last vs. Dal.	12/31/17
0	last at Dal.	10/20/19
0	last at LAR	12/16/18
0	last at GB	9/26/19
0	last at GB	9/26/19
2	{5x} last vs. Was.	10/24/37
0	{7x} last at Dal.	10/9/05
0	{2x} last vs. NYG	10/5/57
23	at Det.	9/20/35
9	{4x} last at Dal.	10/9/05
-36	at Chi.	11/19/39
-13	vs. NYG	12/11/77
0	last at GB	9/26/19
0	at Boston Redskins	10/18/36
3	vs. Pit.	12/1/46
0	at Bos.	10/18/36
0	last vs. NYJ	10/6/19
0	last at GB	9/26/19
0	last at GB	9/26/19
0	last at GB	9/26/19
0	last vs. Bal.	11/15/81
0.0	last vs. Bal.	11/15/81
0	{17x} last vs. Dal.	11/11/18
0	{17x} last vs. Dal.	11/11/18

OPPONENTS HIGHS

62	at NYG	11/26/72
8	{3x} last at NYG	11/26/72
6	vs. GB	11/11/62
5	{12x} last last at Det.	11/26/15
7	at NO	11/30/69
5	{7x} last vs. NYG	10/27/13
37	vs. GB	11/11/62
21	{2x} last vs. GB	11/11/62
23	at Dal	12/9/18
652	at Dal.	10/9/66
67	at Det.	9/20/35
370	at Det.	9/20/35
440	at Dal.	10/9/66
11	at Dal.	9/15/91
455	at Dal.	12/9/18
63	at SF	11/25/02
42	at Dal.	12/9/18
9	at Pit.	12/12/65
12	{2x} last at Pit.	12/12/65
8	vs. GB	12/1/74
6	{2x} last at NYG	11/17/68
15	at Was.	11/5/39
69.0	at Was.	12/27/03
22	vs. Chi.	11/26/44
170	vs. Chi.	11/26/44

CATEGORY

POINTS
TOUCHDOWNS
RUSHING TDS
PASSING TDS
FIELD GOALS ATTEMPTED
FIELD GOALS MADE
TOTAL FIRST DOWNS
RUSHING FIRST DOWNS
PASSING FIRST DOWNS
TOTAL NET YARDS
RUSHING ATTEMPTS
NET YARDS RUSHING
NET YARDS PASSING
QB SACKS ALLOWED
GROSS YARDS PASSING
PASS ATTEMPTS
PASS COMPLETIONS
INTERCEPTIONS THROWN
TOTAL TURNOVERS
FUMBLES BY
FUMBLES LOST
PUNTS
PUNTING AVERAGE
PENALTIES
YARDS PENALIZED

OPPONENTS LOWS

0	last at Was.	12/30/18
0	last at Was.	12/30/18
0	last at Atl.	9/15/19
0	last vs. NYJ	10/6/19
0	last at Was.	12/30/18
0	last vs. NYJ	10/6/19
1	{3x} last at Cle.	12/3/50
0	{7x} last vs. Was.	9/8/19
0	{8x} last at Cle.	12/3/50
29	vs. Brooklyn	12/3/44
10	{2x} last vs. Ari.	11/27/08
-33	vs. Brooklyn	10/2/43
	NA	
0	last vs. Det.	9/22/19
0	{4x} last at Cle.	12/3/50
0	at Cle.	12/3/50
0	{5x} last at Cle.	12/3/50
0	last vs. Det.	9/22/19
0	last vs. Det.	9/22/19
0	last vs. Det.	9/22/19
0	last at Dal.	10/20/19
0	last at Pit.	11/7/04
	NA	
0	{11x} last at NYJ	10/14/07
0	{11x} last at NYJ	10/14/07

ALL-TIME PLAYOFF RESULTS



<u>Date</u>	<u>Playoff</u>	<u>Opponent</u>	<u>Result</u>	<u>Site</u>	<u>Attendance</u>	<u>Head Coach</u>
Sun., Dec. 21, 1947	NFL Divisional	Pittsburgh Steelers	W 21-0	Pittsburgh	35,729	Greasy Neale
Sun., Dec. 28, 1947	NFL Championship	Chicago Cardinals	L 21-28	Chicago	30,759	Greasy Neale
Sun., Dec. 19, 1948	NFL Championship	Chicago Cardinals	W 7-0	Philadelphia	36,309	Greasy Neale
Sun., Dec. 18, 1949	NFL Championship	Los Angeles Rams	W 14-0	Los Angeles	27,980	Greasy Neale
Mon., Dec. 26, 1960	NFL Championship	Green Bay Packers	W 17-13	Philadelphia	67,325	Buck Shaw
Sun., Dec. 24, 1978	NFC Wild Card	Atlanta Falcons	L 13-14	Atlanta	49,447	Dick Vermeil
Sun., Dec. 23, 1979	NFC Wild Card	Chicago Bears	W 27-17	Philadelphia	69,397	Dick Vermeil
Sat., Dec. 29, 1979	NFC Divisional	Tampa Bay Buccaneers	L 17-24	Tampa Bay	71,402	Dick Vermeil
Sat., Jan. 3, 1981	NFC Divisional	Minnesota Vikings	W 31-16	Philadelphia	68,434	Dick Vermeil
Sun., Jan. 11, 1981	NFC Championship	Dallas Cowboys	W 20-7	Philadelphia	70,696	Dick Vermeil
Sun., Jan. 25, 1981	Super Bowl 15	Oakland Raiders	L 10-27	New Orleans	75,500	Dick Vermeil
Sun., Dec. 27, 1981	NFC Wild Card	New York Giants	L 21-27	Philadelphia	71,611	Dick Vermeil
Sat., Dec. 31, 1988	NFC Divisional	Chicago Bears	L 12-20	Chicago	65,534	Buddy Ryan
Sun., Dec. 31, 1989	NFC Wild Card	Los Angeles Rams	L 7-21	Philadelphia	57,869	Buddy Ryan
Sat., Jan. 5, 1991	NFC Wild Card	Washington Redskins	L 6-20	Philadelphia	65,287	Buddy Ryan
Sun., Jan. 3, 1993	NFC Wild Card	New Orleans Saints	W 36-20	New Orleans	68,893	Rich Kotite
Sun., Jan. 10, 1993	NFC Divisional	Dallas Cowboys	L 10-34	Dallas	63,721	Rich Kotite
Sat., Dec. 30, 1995	NFC Wild Card	Detroit Lions	W 58-37	Philadelphia	66,099	Ray Rhodes
Sun., Jan. 7, 1996	NFC Divisional	Dallas Cowboys	L 11-30	Dallas	64,371	Ray Rhodes
Sun., Dec. 29, 1996	NFC Wild Card	San Francisco 49ers	L 0-14	San Francisco	56,460	Ray Rhodes
Sun., Dec. 31, 2000	NFC Wild Card	Tampa Bay Buccaneers	W 21-3	Philadelphia	65,813	Andy Reid
Sun., Jan. 7, 2001	NFC Divisional	New York Giants	L 10-20	New York	78,765	Andy Reid
Sat., Jan. 12, 2002	NFC Wild Card	Tampa Bay Buccaneers	W 31-9	Philadelphia	65,847	Andy Reid
Sat., Jan. 19, 2002	NFC Divisional	Chicago Bears	W 33-19	Chicago	66,944	Andy Reid
Sun., Jan. 27, 2002	NFC Championship	St. Louis Rams	L 24-29	St. Louis	66,502	Andy Reid
Sat., Jan. 11, 2003	NFC Divisional	Atlanta Falcons	W 20-6	Philadelphia	66,452	Andy Reid
Sun., Jan. 19, 2003	NFC Championship	Tampa Bay Buccaneers	L 10-27	Philadelphia	66,713	Andy Reid
Sun., Jan. 11, 2004	NFC Divisional	Green Bay Packers	W 20-17 ot	Philadelphia	67,707	Andy Reid
Sun., Jan. 18, 2004	NFC Championship	Carolina Panthers	L 3-14	Philadelphia	67,862	Andy Reid
Sun., Jan. 16, 2005	NFC Divisional	Minnesota Vikings	W 27-14	Philadelphia	67,722	Andy Reid
Sun., Jan. 23, 2005	NFC Championship	Atlanta Falcons	W 27-10	Philadelphia	67,717	Andy Reid
Sun., Feb. 6, 2005	Super Bowl 39	New England Patriots	L 21-24	Jacksonville	78,125	Andy Reid
Sun., Jan. 7, 2007	NFC Wild Card	New York Giants	W 23-20	Philadelphia	69,094	Andy Reid
Sat., Jan. 13, 2007	NFC Divisional	New Orleans Saints	L 24-27	New Orleans	70,001	Andy Reid
Sun., Jan. 4, 2009	NFC Wild Card	Minnesota Vikings	W 26-14	Minneapolis	61,746	Andy Reid
Sun., Jan. 11, 2009	NFC Divisional	New York Giants	W 23-11	New York	79,193	Andy Reid
Sun., Jan. 18, 2009	NFC Championship	Arizona Cardinals	L 25-32	Glendale	70,650	Andy Reid
Sat., Jan. 9, 2010	NFC Wild Card	Dallas Cowboys	L 14-34	Dallas	92,951	Andy Reid
Sun., Jan. 9, 2011	NFC Wild Card	Green Bay Packers	L 16-21	Philadelphia	69,144	Andy Reid
Sat., Jan. 4, 2014	NFC Wild Card	New Orleans Saints	L 24-26	Philadelphia	69,144	Chip Kelly
Sat., Jan. 13, 2018	NFC Divisional	Atlanta Falcons	W 15-10	Philadelphia	69,596	Doug Pederson
Sun., Jan. 21, 2018	NFC Championship	Minnesota Vikings	W 38-7	Philadelphia	69,596	Doug Pederson
Sun., Feb. 4, 2018	Super Bowl	New England Patriots	W 41-33	Minneapolis	67,612	Doug Pederson
Sun., Jan. 6, 2019	NFC Wild Card	Chicago Bears	W 16-15	Chicago	62,462	Doug Pederson
Sun., Jan. 13, 2019	NFC Divisional	New Orleans Saints	L 14-20	New Orleans	73,027	Doug Pederson

PLAYOFF GAME BREAKDOWN

Overall Record	23-22
Home	15-7
Road	7-13
Super Bowl	1-2
NFL Championship	3-1
NFC Championship	3-4
NFC Divisional	8-7
NFC Wild Card	8-8
Overtime	1-0
Points Scored-Allowed	905-831

ALL-TIME INDIVIDUAL PLAYOFF RECORDS



SERVICE

Most Games Played (Starts), Career

1.	David Akers	19 (0)
2.	Brian Dawkins	18 (18)
3t.	Jon Runyan	17 (17)
	Tra Thomas	17 (17)
5.	Donovan McNabb	16 (16)
6t.	Koy Detmer	13 (0)
	Sheldon Brown	13 (10)
8t.	Quintin Mikell	12 (5)
	Mike Bartrum	12 (0)
	Todd Pinkston	12 (10)
	Corey Simon	12 (12)
	Bobby Taylor	12 (12)
	Darwin Walker	12 (9)
14t.	Jeremiah Trotter	11 (11)
	Brian Westbrook	11 (8)
	Chad Lewis	11 (10)
	Jermame Mayberry	11 (10)
18t.	Correll Buckhalter	10 (0)
	Hugh Douglas	10 (7)
	Hank Fraley	10 (10)
	Freddie Mitchell	10 (3)

SCORING

Most Points, Career

134	David Akers (19 games)
36	Brian Westbrook (11 games)
36	Harold Carmichael (7 games)
36	Tony Franklin (6 games)
36	Wilbert Montgomery (7 games)

Most Points, Game

16	Gary Anderson (12/30/95 vs. Lions) NFC-WC
15	David Akers (1/19/02 at Bears) NFC-D
14	David Akers (1/4/09 at Vikings) NFC-WC
12	(11 times) last by Alshon Jeffery (1/21/18 vs. Vikings) NFC-C

Most Touchdowns, Career

6	Brian Westbrook (11 games)
6	Harold Carmichael (7 games)
6	Wilbert Montgomery (7 games)
5	Duce Staley (7 games)
4	Donovan McNabb (16 games)
3	Alshon Jeffery (5 games) , LeGarrette Blount (3 games), Steve Van Buren (4 games), Fred Barnett (5 games), Brent Celek (9 games), Chad Lewis (11 games)

Most Touchdowns, Game

2	(10 times) last by Alshon Jeffery (1/21/18 vs. Vikings) NFC-C
---	--

Most Points After Touchdown, Career

41	David Akers (19 games)
15	Tony Franklin (6 games)

Most Points After Touchdown, Game

7	Gary Anderson (12/30/95 vs. Lions) NFC-WC
5	Jake Elliott (1/21/18 vs. Vikings) NFC-C
4	(3 times) last by David Akers (1/12/02 vs. Bucs) NFC-WC

Most Field Goals, Career

31	David Akers (19 games)
8	Jake Elliott (5 games)
7	Tony Franklin (6 games)
5	Roger Ruzek (4 games)

Most Field Goals, Game

4	David Akers (1/4/09 at Vikings) NFC-WC
4	David Akers (1/19/02 at Bears) NFC-D
4	Luis Zendejas (12/31/88 at Bears) NFC-D
3	Jake Elliott (2/4/18 vs. Patriots) SB52
3	Jake Elliott (1/13/18 vs. Falcons) NFC-D
3	David Akers (1/11/09 at Giants) NFC-D
3	David Akers (1/7/07 vs. Giants) NFC-WC
3	Gary Anderson (12/30/95 vs. Lions) NFC-WC

Longest Field Goals

53	Jake Elliott (1/13/18 vs. Falcons) NFC-D
51	David Akers (1/4/09 at Vikings) NFC-WC
48	David Akers (1/7/07 vs. Giants) NFC-WC
46	Jake Elliott (2/4/18 vs. Patriots) SB52
46	David Akers (1/27/02 at Rams) NFC-C
46	David Akers (1/19/02 at Bears) NFC-D
45	David Akers (1/18/09 at Cardinals) NFC-C
45	David Akers (1/4/09 at Vikings) NFC-WC

PASSING

Most Passes Attempted, Career

577	Donovan McNabb (16 games)
226	Ron Jaworski (7 games)
214	Randall Cunningham (7 games)
210	Nick Foles (6 games)

Most Passes Attempted, Game

54	Randall Cunningham (12/31/88 at Bears) NFC-D
51	Donovan McNabb (2/6/05 vs. Patriots) SB39
49	Donovan McNabb (1/19/03 vs. Buccaneers) NFC-C
47	Donovan McNabb (1/18/09 at Cardinals) NFC-C

Most Passes Completed, Career

341	Donovan McNabb (16 games)
143	Nick Foles (6 games)
113	Randall Cunningham (7 games)
103	Ron Jaworski (7 games)

Most Passes Completed, Game

30	Donovan McNabb (2/6/05 vs. Patriots) SB39
28	Nick Foles (2/4/18 vs. Patriots) SB52
28	Donovan McNabb (1/18/09 at Cardinals) NFC-CG
27	Randall Cunningham (12/31/88 at Bears) NFC-D
27	Tommy Thompson (12/28/47 at Chicago Cardinals) NFL-CG

Most Yards Gained, Career

3,752	Donovan McNabb (16 games)
1,633	Nick Foles (6 games)
1,390	Randall Cunningham (7 games)
1,319	Ron Jaworski (7 games)

Most Yards Gained, Game

407	Randall Cunningham (12/31/88 at Bears) NFC-D
375	Donovan McNabb (1/18/09 at Cardinals) NFC-CG
373	Nick Foles (2/4/18 vs. Patriots) SB52
357	Donovan McNabb (2/6/05 vs. Patriots) SB39
352	Nick Foles (1/21/18 vs. Vikings) NFC-CG

Most Touchdown Passes, Career

24	Donovan McNabb (16 games)
11	Nick Foles (6 games)
9	Ron Jaworski (7 games)
4	Tommy Thompson (4 games)



Most Touchdown Passes, Game

- 3 Nick Foles (2/4/18 vs. Patriots) SB52
- 3 Nick Foles (1/21/18 vs. Vikings) NFC-CG
- 3 Donovan McNabb (1/18/09 at Cardinals) NFC-CG
- 3 Donovan McNabb (2/6/05 vs. Patriots) SB39
- 3 Rodney Peete (12/30/95 vs. Lions) NFC-WC
- 3 Ron Jaworski (12/23/79 vs. Bears) NFC-WC

Longest Pass Play

- 76t Michael Vick to Jeremy Maclin (1/9/10 at Cowboys) NFC-WC
- 75t Jeff Garcia to Donté Stallworth (1/13/07 at Saints) NFC-D
- 71t Donovan McNabb to Brian Westbrook (1/4/09 at Vikings) NFC-WC
- 66 Randall Cunningham to Keith Jackson (1/5/91 vs. Redskins) NFC-WC
- 65 Randall Cunningham to Keith Jackson (12/31/88 at Bears) NFC-D

RUSHING

Most Attempts, Career

- 141 Wilbert Montgomery (7 games)
- 129 Brian Westbrook (11 games)
- 93 Duce Staley (7 games)
- 93 Steve Van Buren (4 games)
- 72 Donovan McNabb (16 games)

Most Attempts, Game

- 31 Steve Van Buren (12/18/49 at LA Rams) NFL-CG
- 26 (4 times) last by Montgomery (1/11/81 vs. Cowboys) NFC-CG
- 22 Chris Warren (12/31/00 vs. Buccaneers) NFC-WC

Longest Run From Scrimmage

- 62t Brian Westbrook (1/13/07 at Saints) NFC-D
- 55 Wilbert Montgomery (1/11/81 vs. Cowboys) NFC-CG
- 49t Brian Westbrook (1/7/07 vs. Giants) NFC-WC
- 49 Steve Van Buren (12/18/49 at LA Rams) NFL-CG
- 42 Wilbert Montgomery (1/11/81 vs. Cowboys) NFC-CG

Most Yards Gained, Career

- 591 Brian Westbrook (11 games)
- 518 Wilbert Montgomery (7 games)
- 422 Donovan McNabb (16 games)
- 384 Duce Staley (7 games)
- 365 Steve Van Buren (4 games)

Most Yards Gained, Game (includes all 100-yard performances)

- 196 Steve Van Buren (12/18/49 at LA Rams) NFL-CG
- 194 Wilbert Montgomery (1/11/81 vs. Cowboys) NFC-CG
- 141 Brian Westbrook (1/7/07 vs. Giants) NFC-WC
- 116 Brian Westbrook (1/13/07 at Saints) NFC-D
- 107 Donovan McNabb (1/11/04 vs. Packers) NFC-D
- 105 Heath Sherman (1/3/93 at Saints) NFC-WC

Most Touchdowns Rushing, Career

- 6 Wilbert Montgomery (7 games)
- 4 Donovan McNabb (16 games)
- 3 LeGarrette Blount (3 games)
- 3 Brian Westbrook (11 games)
- 2 Steve Van Buren (4 games)
- 2 Duce Staley (7 games)

Most Touchdowns, Game

- 2 Brian Westbrook (1/13/07 at Saints) NFC-D
- 2 Wilbert Montgomery (12/27/81 vs. Giants) NFC WC
- 2 Wilbert Montgomery (1/3/81 vs. Vikings) NFC-D

RECEIVING

Most Receptions, Career

- 38 Chad Lewis (11 games)
- 35 Duce Staley (7 games)
- 33 Brian Westbrook (11 games)
- 32 Todd Pinkston (12 games)
- 31 Zach Ertz (6 games)**

Most Receptions, Game

- 10 Brent Celek (1/18/09 at Cardinals) NFC-CG
- 9 Nelson Agholor (2/4/18 vs. Patriots) SB52**
- 9 Terrell Owens (2/6/05 vs. Patriots) SB39
- 9 Keith Byars (12/31/89 vs. LA Rams) NFC-WC and (12/31/88 at Bears) NFC-D
- 8 Zach Ertz (1/21/18 vs. Vikings) NFC-CG**
- 8 Duce Staley (1/27/02 at Rams) NFC-CG
- 8 Fred Barnett (12/30/95 vs. Lions) NFC-WC
- 8 Jack Ferrante (12/28/47 at Chicago Cardinals) NFL-CG

Most Yards Gained, Career

- 465 Harold Carmichael (7 games)
- 433 Todd Pinkston (12 games)
- 409 Chad Lewis (11 games)
- 364 Alshon Jeffery (5 games)**
- 334 Brian Westbrook (11 games)

Most Yards Gained, Game (includes all 100-yard performances)

- 146 Jeremy Maclin (1/9/10 at Cowboys) NFC WC
- 142 Keith Jackson (12/31/88 at Bears) NFC-D
- 122 Kevin Curtis (1/18/09 at Cardinals) NFC-C
- 122 Terrell Owens (2/6/05 vs. Patriots) SB39
- 116 Keith Jackson (1/5/91 vs. Redskins) NFC-WC
- 111 Harold Carmichael (12/23/79 vs. Bears) NFC-WC
- 100 Corey Clement (2/4/18 vs. Patriots) SB52**

Most Touchdowns, Career

- 6 Harold Carmichael (7 games)
- 3 Alshon Jeffery (5 games)**
- 3 Brent Celek (9 games)
- 3 Brian Westbrook (11 games)
- 3 Fred Barnett (5 games)
- 3 Chad Lewis (11 games)
- 3 Duce Staley (7 games)

Most Touchdowns, Game

- 2 Alshon Jeffery (1/21/18 vs. Vikings) NFC-CG**
- 2 Brent Celek (1/18/09 at Cardinals) NFC-CG
- 2 Chad Lewis (1/23/05 vs. Falcons) NFC-C
- 2 Fred Barnett (1/3/93 at Saints) NFC-WC
- 2 Harold Carmichael (12/23/79 vs. Bears) NFC-WC



INTERCEPTIONS

Most Interceptions, Career

- 5 Herman Edwards (7 games)
- 4 Brian Dawkins (18 games)
- 3 Damon Moore (5 games), Eric Allen (5 games), Seth Joyner (5 games), Roynell Young (5 games)

Most Interceptions, Game

- 2 Damon Moore (1/12/02 vs. Buccaneers) NFC-WC
- 2 Eric Allen (1/3/93 at Saints) NFC-WC
- 2 Herman Edwards (1/3/81 vs. Vikings) NFC-D
- 2 Roynell Young (1/3/81 vs. Vikings) NFC-D

Longest Interception Return

- 59t Damon Moore (1/12/02 vs. Buccaneers) NFC-WC
- 50t Patrick Robinson (1/21/18 vs. Vikings) NFC-CG
- 44t Asante Samuel (1/4/09 at Vikings) NFC-WC
- 39t Bobby Taylor (1/11/03 vs. Falcons) NFC-D
- 37 Jerry Robinson (12/29/79 at Buccaneers) NFC-D

Most Interception Return Yards, Career

- 77 Damon Moore (5 games)
- 75 Brian Dawkins (18 games)
- 69 Asante Samuel (5 games)

Most Interception Return Yards, Game

- 59 Damon Moore (1/12/02 vs. Buccaneers) NFC-WC
- 50 Patrick Robinson (1/21/18 vs. Vikings) NFC-CG
- 44 Asante Samuel (1/4/09 at Vikings) NFC-WC
- 39 Bobby Taylor (1/11/03 vs. Falcons) NFC-D

SACKS

Most Sacks, Career

- 4.0 Derrick Burgess (6 games)
- 4.0 Hugh Douglas (10 games)
- 4.0 Reggie White (5 games)
- 3.5 Brandon Graham (6 games)**

Most Sacks, Game

- 2.0 Darwin Walker (1/13/07 at Saints) NFC-D
- 2.0 Derrick Burgess (1/23/05 vs. Falcons) NFC-C
- 2.0 Hugh Douglas (12/31/00 vs. Buccaneers) NFC-WC

NFC-WC: NFC Wild Card, **NFC-D:** NFC Divisional Playoff, **NFL-D:** NFL Divisional Playoff, **NFL-CG:** NFL Championship, **NFC-CG:** NFC Championship, **SB:** Super Bowl, * denotes NFL playoff record, # denotes ties NFL playoff record

PUNT RETURNS

Most Punt Returns, Career

- 16 Brian Mitchell (7 games)
- 13 John Sciarra (7 games)

Most Punt Returns, Game

- 6 John Sciarra (1/11/81 vs. Cowboys) NFC-CG
- 5 DeSean Jackson (1/4/09 at Vikings) NFC-WC**
- 4 (7 times) last by Reno Mahe (1/11/04 vs. Packers) NFC-D

Most Yards on Punt Returns, Career

- 174 DeSean Jackson (6 games)**
- 135 Brian Mitchell (7 games)
- 130 John Sciarra (7 games)

Most Yards on Punt Returns, Game

- 109 DeSean Jackson (1/4/09 at Vikings) NFC-WC**
- 101 Bosh Pritchard (12/21/47 at Steelers) NFL-D
- 69 John Sciarra (1/11/81 vs. Cowboys) NFC-CG

Longest Punt Return

- 79t Bosh Pritchard (12/21/47 at Steelers) NFL-D
- 62 DeSean Jackson (1/4/09 at Vikings) NFC-WC**
- 34 Wally Henry (12/23/79 vs. Bears) NFC-WC

KICKOFF RETURNS

Most Kickoff Returns, Career

- 22 Brian Mitchell (7 games)
- 11 Billy Campfield (7 games)

Most Kickoff Returns, Game

- 6 Brian Mitchell (1/27/02 at StL Rams) NFC-CG
- 5 (seven times) last by Brad Smith (1/4/14 vs. Saints) NFC-WC

Most Yards, Career

- 522 Brian Mitchell (7 games)
- 201 Billy Campfield (7 games)

Most Yards, Game

- 128 Brian Mitchell (1/27/02 at StL Rams) NFC-CG
- 125 (three times) last by James Thrash (1/11/04 vs. Packers) NFC-D

Longest Kickoff Return

- 70 Brian Mitchell (1/19/03 vs. Buccaneers) NFC-CG
- 58 Ted Dean (12/26/60 vs. Packers) NFL-CG

ALL-TIME TEAM PLAYOFF RECORDS



SCORING

Most Points, Game

- 58 vs. Lions (12/30/95) NFC-WC
- 41 vs. Patriots (2/4/18) SB52
- 38 vs. Vikings (1/21/18) NFC-CG
- 36 at Saints (1/3/93) NFC-WC

Most Points, Both Teams, Game

- 95 vs. Lions (12/30/95) NFC-WC; Eagles 58, Lions 37
- 74 vs. Patriots (2/4/18) SB52; Eagles 41, Patriots 33
- 57 at Cardinals (1/18/09) NFC-CG; Eagles 25, Cardinals 32
- 56 at Saints (1/3/93) NFC-WC; Eagles 36, Saints 20

Fewest Points, Both Teams, Game

- 7 vs. Chicago Cardinals (12/19/48) NFL-CG; Eagles 7, Cardinals 0
- 14 at 49ers (12/29/96) NFC-WC; 49ers 14, Eagles 0
- 14 at LA Rams (12/18/49) NFL-CG; Eagles 14, Rams 0

Largest Margin of Victory, Game

- 31 vs. Vikings (1/21/18) NFC-CG; Eagles 38, Vikings 7
- 22 vs. Buccaneers (1/12/02) NFC-WC; Eagles 31, Buccaneers 9
- 21 (twice) vs. Lions (12/30/95) NFC-WC; Eagles 58, Lions 37 & at Steelers (12/21/47) NFL-D; Eagles 21, Steelers 0

TOUCHDOWNS

Most Touchdowns, Game

- 7 vs. Lions (12/30/95) NFC-WC
- 5 vs. Patriots (2/4/18) SB52
- 5 vs. Vikings (1/21/18) NFC-CG
- 4 (three times) last vs. Bucs (1/12/02) NFC-WC

Most Touchdowns, Both Teams, Game

- 12 vs. Lions (12/30/95) NFC-WC; Eagles 7, Lions 5
- 9 vs. Patriots (2/4/18) SB52; Eagles 5, Patriots 4
- 7 (three times) last at Cardinals (1/18/09) NFC-C; Cardinals 4, Eagles 3

Fewest Touchdowns, Both Teams, Game

- 1 vs. Chicago Cardinals (12/19/48) NFL-CG; Eagles 1, Cardinals 0
- 2 (8 times) last vs. Falcons (1/13/18) NFC-D; Eagles 1, Falcons 1

FIELD GOALS

Most Field Goals, Game

- 4 at Vikings (1/4/09) NFC-WC
- 4 at Bears (1/19/02) NFC-D
- 4 at Bears (12/31/88) NFC-D

Most Field Goals, Both Teams, Game

- 6 at Giants (1/11/09) NFC-D
- 6 at Bears (12/31/88) NFC-D; Eagles 4, Bears 2
- 5 vs. Patriots (2/4/18) SB52; Eagles 3, Patriots 2
- 5 vs. Saints (1/4/14) NFC-WC; Eagles 1, Saints 4
- 5 vs. Giants (1/7/07) NFC-WC; Eagles 3, Giants 2
- 5 at Bears (1/19/02) NFC-D; Eagles 4, Bears 1

Most Field Goals Attempted, Game

- 5 at Bears (12/31/88) NFC-D
- 4 at Vikings (1/4/09) NFC-WC
- 4 at Bears (1/19/02) NFC-D
- 4 vs. Lions (12/30/95) NFC-WC

Most FGs Attempted, Both Teams, Game

- 9 at Bears (12/31/88) NFC-D; Eagles 5, Bears 4
- 8 at Giants (1/11/09) NFC-D; Eagles 3, Giants 5
- 6 vs. Patriots (2/4/18) SB52; Eagles 3, Patriots 3
- 6 vs. Saints (1/4/14) NFC-WC; Eagles 2, Saints 4
- 6 vs. Falcons (1/11/03) NFC-D; Eagles 3, Falcons 3

FIRST DOWNS

Most First Downs, Game

- 27 vs. Vikings (1/21/18) NFC-CG
- 25 vs. Patriots (2/4/18) SB52
- 24 vs. Patriots (2/6/05) SB39
- 24 vs. Vikings (1/3/81) NFL-D
- 23 vs. Vikings (1/16/05) NFC-D

Fewest First Downs, Game

- 11 at Giants (1/7/01) NFC-D
- 12 at Cowboys (1/10/93) NFC-D

Most First Downs, Both Teams, Game

- 54 vs. Patriots (2/4/18) SB52; Patriots 29, Eagles 25
- 49 vs. Vikings (1/21/18) NFC-CG; Eagles 27, Vikings 22
- 48 vs. Lions (12/30/95) NFC-WC; Lions 26, Eagles 22
- 45 vs. Patriots (2/6/05) SB39; Eagles 24, Patriots 21

Fewest First Downs, Both Teams, Game

- 24 (three times) last at LA Rams (12/18/49) NFL-CG; Eagles 17, Rams 7

Most First Downs, Rushing, Game

- 16 vs. Chicago Cardinals (12/19/48) NFL-CG
- 13 vs. Cowboys (1/11/81) NFC-CG

Fewest First Downs, Rushing, Game

- 0 at Cowboys (1/9/10) NFC-WC
- 1 at Bears (12/31/88) NFC-D
- 2 (three times) last at Saints (1/13/19) NFC-D

Most First Downs, Passing, Game

- 21 at Bears (12/31/88) NFC-D
- 19 vs. Patriots (2/4/18) SB52
- 19 vs. Vikings (1/21/18) NFC-CG
- 18 vs. Patriots (2/6/05) SB39

Fewest First Downs, Passing, Game

- 0 vs. Chicago Cardinals (12/19/48) NFL-CG
- 4 at LA Rams (12/18/49) NFL-CG

TOTAL NET YARDS

Most Yards Gained, Game

- 538 vs. Patriots (2/4/18) SB52
- 456 vs. Vikings (1/21/18) NFC-CG
- 454 at Cardinals (1/18/09) NFC-CG
- 452 vs. Lions (12/30/95) NFC-WC
- 430 at Bears (12/31/88) NFC-D

Fewest Yards Gained, Game

- 178 at Cowboys (1/10/93) NFC-D
- 186 at Giants (1/7/01) NFC-D

RUSHING

Most Attempts, Game

- 61 at LA Rams (12/18/49) NFL-CG
- 57 vs. Chicago Cardinals (12/19/48) NFL-CG
- 52 at Steelers (12/21/47) NFL-D

Fewest Attempts, Game

- 13 at Cowboys (1/9/10) NFC-WC
- 14 at Giants (1/7/01) NFC-D
- 16 at Bears (12/31/88) NFC-D
- 16 at Saints (1/13/19) NFC-D

Most Yards Gained, Game

- 274 at LA Rams (12/18/49) NFL-CG
- 263 vs. Cowboys (1/11/81) NFC-CG
- 225 vs. Chicago Cardinals (12/19/48) NFL-CG

Fewest Yards Gained, Game

- 42 at Bears (1/6/19) NFC-WC
- 45 vs. Patriots (2/6/05) SB39

Most Touchdowns, Game

- 3 vs. Vikings (1/3/81) NFC-D
- 2 (six times) last at Saints (1/13/07) NFC-D

ALL-TIME TEAM PLAYOFF RECORDS



PASSING

Most Attempts, Game

- 55 at Bears (12/31/88) NFC-D
- 51 vs. Patriots (2/6/05) SB39

Fewest Attempts, Game

- 9 at LA Rams (12/18/49) NFL-CG
- 12 vs. Chicago Cardinals (12/19/48) NFL-CG

Most Completions, Game

- 30 vs. Patriots (2/6/05) SB39
- 29 vs. Patriots (2/4/18) SB52
- 28 at Cardinals (1/18/09) NFC-CG
- 27 at Bears (12/31/88) NFC-CG
- 27 at Chicago Cardinals (12/28/47) NFL-CG

Fewest Completions, Game

- 2 vs. Chicago Cardinals (12/19/48) NFL-CG
- 5 at LA Rams (12/18/49) NFL-CG

Most Yards Gained, Game

- 378 at Bears (12/31/88) NFC-D
- 374 vs. Patriots (2/4/18) SB52
- 357 at Cardinals (1/18/09) NFC-CG

Fewest Yards Gained, Game

- 7 vs. Chicago Cardinals (12/19/48) NFL-CG
- 68 at LA Rams (12/18/49) NFL-CG

Most Times Sacked, Game

- 8 vs. Packers (1/11/04) NFC-D
- 6 at Giants (1/7/01) NFC-D

Most Touchdowns, Game

- 4 vs. Patriots (2/4/18) SB52
- 3 vs. Vikings (1/21/18) NFC-CG
- 3 at Cardinals (1/18/09) NFC-CG
- 3 vs. Patriots (2/6/05) SB39
- 3 vs. Lions (12/30/95) NFC-WC
- 3 vs. Bears (12/23/79) NFC-WC

INTERCEPTIONS

Most Interceptions By, Game

- 6 vs. Lions (12/30/95) NFC-WC
- 5 vs. Vikings (1/3/81) NFC-D
- 4 vs. Buccaneers (1/12/02) NFC-WC

PUNTING

Most Punts, Game

- 9 vs. LA Rams (12/31/89) NFC-WC
- 9 at Falcons (12/24/78) NFC-WC

Fewest Punts, Game

- 1 vs. Patriots (2/4/18) SB52
- 1 at Cardinals (1/18/09) NFC-CG
- 3 (three times) last vs. Falcons (1/23/05) NFC-C

Highest Average, Punting, Game

- 58.0 at Cardinals (1/18/09) NFC-CG
- 51.2 at Saints (1/3/93) NFC-WC
- 50.6 at Cowboys (1/9/10) NFC-WC
- 48.8 vs. Saints (1/4/14) NFC-WC
- 48.2 at Saints (1/13/19) NFC-D

Lowest Average, Punting, Game

- 32.5 at Bears (12/31/88) NFC-D

PENALTIES

Most Penalties, Game

- 9 at Cowboys (1/9/10) NFC-WC
- 8 at Giants (1/11/09) NFC-D
- 8 vs. Lions (12/30/95) NFC-WC
- 8 at Buccaneers (12/29/79) NFC-D

Fewest Penalties, Game

- 0 vs. Packers (12/26/60) NFL-CG
- 2 at StL Rams (1/27/02) NFC-CG
- 2 vs. Buccaneers (12/31/00) NFC-WC

Most Yards Penalized, Game

- 116 at Cowboys (1/9/10) NFC-WC
- 80 vs. Lions (12/30/95) NFC-WC
- 77 vs. Giants (1/7/07) NFC-WC
- 76 at Cowboys (1/10/93) NFC-D

Fewest Yards Penalized, Game

- 0 vs. Packers (12/26/60) NFL-CG
- 15 at StL Rams (1/27/02) NFC-CG

FUMBLES

Most Fumbles, Game

- 6 vs. LA Rams (12/31/89) NFC-WC
- 5 vs. Giants (12/27/81) NFC-WC

Most Fumbles Lost, Game

- 3 at Cowboys (1/9/10) NFC-WC
- 2 (12 times) last vs. Falcons (1/13/18) NFC-D

Most Fumbles Committed by Opponent, Game

- 5 vs. Cowboys (1/11/81) NFC-CG
- 4 vs. Packers (1/9/11) NFC-WC
- 3 (five times) last at Giants (1/7/01) NFC-D

Most Fumbles Lost by Opponent

- 3 (four times) last at Giants (1/7/01) NFC-D

TURNOVERS

Most Turnovers, Game

- 4 (four times) last at Dallas (1/9/10) NFC-WC

Fewest Turnovers, Game

- 0 vs. Saints (1/4/14) NFC-WC
- 0 at Saints (1/13/07) NFC-D
- 0 vs. Giants (1/7/07) NFC-WC
- 0 vs. Falcons (1/23/05) NFC-C
- 0 vs. Falcons (1/11/03) NFC-D

NFC-WC: NFC Wild Card, **NFC-D:** NFC Divisional Playoff,
NFL-D: NFL Divisional Playoff, **NFL-CG:** NFL Championship,
NFC-CG: NFC Championship, **SB:** Super Bowl,
* denotes NFL playoff record

WEEK 7 / THROUGH MONDAY, OCTOBER 21, 2019

OFFENSE	Wash.	Minn.	Ariz.	N.O.	Cin.	LA-R	Denv.	Ind.
GAMES (Won-Lost)	1-6	5-2	3-3-1	6-1	0-7	4-3	2-5	4-2
FIRST DOWNS	101	151	145	140	129	155	125	142
Rushing	23	55	46	42	23	45	35	47
Passing	69	74	86	89	88	98	78	71
Penalty	9	22	13	9	18	12	12	24
YDS GAINED (tot)	1873	2737	2506	2492	2137	2606	2222	2103
Avg per Game	267.6	391.0	358.0	356.0	305.3	372.3	317.4	350.5
RUSHING (net)	593	1120	892	777	372	680	767	772
Avg per Game	84.7	160.0	127.4	111.0	53.1	97.1	109.6	128.7
Rushes	147	225	184	183	128	173	184	185
Yards per Rush	4.0	5.0	4.8	4.2	2.9	3.9	4.2	4.2
PASSING (net)	1280	1617	1614	1715	1765	1926	1455	1331
Avg per Game	182.9	231.0	230.6	245.0	252.1	275.1	207.9	221.8
Passes Att.	216	189	259	245	286	284	230	207
Completed	141	132	167	169	172	176	151	134
Pct Completed	65.3	69.8	64.5	69.0	60.1	62.0	65.7	64.7
Yards Gained	1442	1711	1768	1809	1923	2018	1648	1388
Sacked	18	12	23	12	24	12	24	7
Yards Lost	162	94	154	94	158	92	193	57
Had intercepted	8	3	4	4	8	7	5	3
Yards Opp Ret	161	20	52	16	87	56	64	60
Opp TDs on Int	2	0	1	0	1	0	0	1
PUNTS	37	24	32	30	34	22	36	20
Avg Yards	50.0	46.6	46.1	45.4	43.8	44.5	45.3	44.6
PUNT RETURNS	9	15	11	20	9	13	18	8
Avg Return	7.1	5.9	6.3	9.8	6.2	9.3	7.2	10.3
Returned for TD	0	0	0	1	0	0	0	0
KICKOFF RETURNS	13	8	14	10	18	4	4	12
Avg Return	22.2	23.1	19.9	20.0	29.6	24.0	32.3	21.5
Returned for TD	0	0	0	0	1	0	0	0
PENALTIES	58	54	59	51	47	52	48	33
Yards Penalized	434	517	439	395	361	391	406	244
FUMBLES BY	8	17	1	5	11	7	12	5
Fumbles Lost	4	6	0	1	7	5	4	3
Opp Fumbles	7	5	15	7	7	10	4	6
Opp Fum Lost	2	4	5	6	4	6	1	3
POSS. TIME (avg)	26:39	29:49	27:51	32:38	26:50	28:55	29:06	31:32
TOUCHDOWNS	11	24	15	17	12	21	11	17
Rushing	2	11	8	4	3	10	5	3
Passing	9	13	7	11	8	9	6	14
Returns	0	0	0	2	1	2	0	0
EXTRA-PT KICKS	9/9	22/23	13/13	15/16	12/12	19/19	8/9	13/16
2-PT CONVERSIONS	0/2	0/1	2/2	0/1	0/0	0/2	1/2	1/1
FIELD GOALS/FGA	5/8	8/10	18/21	15/18	10/12	15/19	12/15	8/11
POINTS SCORED	90	192	161	164	114	190	112	143

DEFENSE	Wash.	Minn.	Ariz.	N.O.	Cin.	LA-R	Denv.	Ind.
POINTS ALLOWED	176	123	192	147	186	164	136	138
OPP FIRST DOWNS	153	144	164	129	158	142	123	128
Rushing	49	28	45	30	70	36	38	43
Passing	87	97	103	86	78	95	68	76
Penalty	17	19	16	13	10	11	17	9
OPP YARDS GAINED	2593	2295	2747	2295	3016	2305	2118	2167
Avg per Game	370.4	327.9	392.4	327.9	430.9	329.3	302.6	361.2
OPP RUSHING (net)	941	630	904	634	1323	671	751	666
Avg per Game	134.4	90.0	129.1	90.6	189.0	95.9	107.3	111.0
Rushes	213	165	193	152	253	196	182	135
Yards per Rush	4.4	3.8	4.7	4.2	5.2	3.4	4.1	4.9
OPP PASSING (net)	1652	1665	1843	1661	1693	1634	1367	1501
Avg per Game	236.0	237.9	263.3	237.3	241.9	233.4	195.3	250.2
Passes Att.	238	271	245	251	210	239	227	200
Completed	169	183	171	156	138	154	146	139
Pct Completed	71.0	67.5	69.8	62.2	65.7	64.4	64.3	69.5
Sacked	16	19	22	20	9	18	13	16
Yards Lost	102	146	156	137	61	123	71	108
INTERCEPTED BY	8	7	1	3	2	6	5	4
Yards Returned	64	32	14	1	46	64	57	26
Returned for TD	0	0	0	0	0	1	0	0
OPP PUNT RETURNS	20	13	17	10	11	10	13	9
Avg return	9.1	7.3	4.9	7.4	5.0	9.6	12.2	4.9
OPP KICKOFF RET	4	6	18	9	5	9	6	10
Avg return	19.5	27.3	23.2	28.9	21.8	23.7	30.3	23.2
OPP TOUCHDOWNS	21	15	22	18	19	18	13	16
Rushing	5	1	3	7	9	7	5	4
Passing	14	14	17	10	9	10	6	11
Returns	2	0	2	1	1	1	2	1

WEEK 7 / THROUGH MONDAY, OCTOBER 21, 2019

OFFENSE	LA-C	Chi.	NY-G	Det.	NY-J	Jax	Phil.	Buff.
GAMES (Won-Lost)	2-5	3-3	2-5	2-3-1	1-5	3-4	3-4	5-1
FIRST DOWNS	158	103	136	126	77	132	138	130
Rushing	28	17	40	28	18	41	43	43
Passing	111	71	82	88	44	80	80	71
Penalty	19	15	14	10	15	11	15	16
YDS GAINED (tot)	2574	1582	2300	2282	1254	2649	2379	2167
Avg per Game	367.7	263.7	328.6	380.3	209.0	378.4	339.9	361.2
RUSHING (net)	520	420	739	619	401	981	782	815
Avg per Game	74.3	70.0	105.6	103.2	66.8	140.1	111.7	135.8
Rushes	148	125	151	163	124	194	194	167
Yards per Rush	3.5	3.4	4.9	3.8	3.2	5.1	4.0	4.9
PASSING (net)	2054	1162	1561	1663	853	1668	1597	1352
Avg per Game	293.4	193.7	223.0	277.2	142.2	238.3	228.1	225.3
Passes Att.	277	220	264	218	184	234	246	205
Completed	184	147	163	136	112	144	150	127
Pct Completed	66.4	66.8	61.7	62.4	60.9	61.5	61.0	62.0
Yards Gained	2121	1265	1700	1751	1018	1772	1673	1451
Sacked	13	15	20	12	26	16	13	16
Yards Lost	67	103	139	88	165	104	76	99
Had intercepted	6	4	9	3	8	2	5	8
Yards Opp Ret	75	16	55	0	132	5	36	103
Opp TDs on Int	0	0	0	0	1	0	0	1
PUNTS	20	33	29	27	41	35	25	30
Avg Yards	47.3	45.0	43.4	43.8	46.7	45.7	47.6	41.2
PUNT RETURNS	8	11	12	12	8	15	15	17
Avg Return	9.5	12.7	11.4	3.2	6.6	3.8	7.7	5.4
Returned for TD	1	0	0	0	0	0	0	0
KICKOFF RETURNS	13	9	13	9	12	3	14	5
Avg Return	22.7	34.2	24.9	29.0	20.5	19.3	23.7	31.4
Returned for TD	0	1	0	1	0	0	0	1
PENALTIES	45	46	42	50	50	57	47	51
Yards Penalized	394	366	374	356	440	504	403	412
FUMBLES BY	9	2	15	6	8	9	11	7
Fumbles Lost	6	2	9	4	5	5	8	3
Opp Fumbles	12	9	5	12	6	9	6	10
Opp Fum Lost	2	6	2	8	4	2	3	4
POSS. TIME (avg)	30:43	28:29	27:58	29:55	27:37	31:28	30:32	31:19
TOUCHDOWNS	15	12	17	16	8	13	21	14
Rushing	3	2	6	2	2	1	6	6
Passing	11	8	8	13	3	11	13	7
Returns	1	2	3	1	3	1	2	1
EXTRA-PT KICKS	14/14	11/11	16/16	14/15	5/6	10/10	17/17	12/12
2-PT CONVERSIONS	0/0	1/1	1/1	0/1	1/2	1/3	2/4	2/2
FIELD GOALS/FGA	12/16	9/10	4/6	13/15	2/4	18/18	8/8	7/9
POINTS SCORED	140	112	132	149	63	144	171	121
DEFENSE	LA-C	Chi.	NY-G	Det.	NY-J	Jax	Phil.	Buff.
POINTS ALLOWED	141	105	187	160	156	148	186	91
OPP FIRST DOWNS	129	129	146	147	125	142	139	104
Rushing	47	33	42	37	33	41	33	32
Passing	74	82	92	88	74	86	91	61
Penalty	8	14	12	22	18	15	15	11
OPP YARDS GAINED	2333	1985	2719	2572	2113	2527	2520	1756
Avg per Game	333.3	330.8	388.4	428.7	352.2	361.0	360.0	292.7
OPP RUSHING (net)	820	566	920	835	553	820	626	548
Avg per Game	117.1	94.3	131.4	139.2	92.2	117.1	89.4	91.3
Rushes	195	157	219	169	170	171	168	140
Yards per Rush	4.2	3.6	4.2	4.9	3.3	4.8	3.7	3.9
OPP PASSING (net)	1513	1419	1799	1737	1560	1707	1894	1208
Avg per Game	216.1	236.5	257.0	289.5	260.0	243.9	270.6	201.3
Passes Att.	185	229	216	241	231	251	254	218
Completed	138	158	149	141	149	149	167	128
Pct Completed	74.6	69.0	69.0	58.5	64.5	59.4	65.7	58.7
Sacked	14	18	18	10	7	21	17	13
Yards Lost	90	151	127	58	55	134	121	82
INTERCEPTED BY	6	4	6	3	5	4	8	6
Yards Returned	11	104	124	55	98	103	125	1
Returned for TD	0	1	1	0	2	1	1	0
OPP PUNT RETURNS	14	17	11	10	23	9	11	8
Avg return	7.6	7.2	4.5	2.3	7.3	3.9	7.0	13.0
OPP KICKOFF RET	11	7	7	25	4	12	8	8
Avg return	21.3	29.7	15.3	21.2	23.0	24.8	29.6	17.8
OPP TOUCHDOWNS	18	12	22	18	18	17	22	12
Rushing	5	6	10	7	10	7	7	6
Passing	12	6	10	10	6	9	14	4
Returns	1	0	2	1	2	1	1	2

WEEK 7 / THROUGH MONDAY, OCTOBER 21, 2019

OFFENSE	Sea.	Atl.	T.B.	Tenn.	Car.	S.F.	Clev.	N.E.
GAMES (Won-Lost)	5-2	1-6	2-4	3-4	4-2	6-0	2-4	7-0
FIRST DOWNS	158	162	130	130	120	131	105	155
Rushing	52	32	30	38	29	53	29	48
Passing	88	111	88	72	80	68	64	95
Penalty	18	19	12	20	11	10	12	12
YDS GAINED (tot)	2741	2572	2206	2146	2118	2323	2107	2641
Avg per Game	391.6	367.4	367.7	306.6	353.0	387.2	351.2	377.3
RUSHING (net)	889	479	589	714	777	1036	719	683
Avg per Game	127.0	68.4	98.2	102.0	129.5	172.7	119.8	97.6
Rushes	218	131	155	189	157	234	136	209
Yards per Rush	4.1	3.7	3.8	3.8	4.9	4.4	5.3	3.3
PASSING (net)	1852	2093	1617	1432	1341	1287	1388	1958
Avg per Game	264.6	299.0	269.5	204.6	223.5	214.5	231.3	279.7
Passes Att.	230	291	220	205	212	168	201	278
Completed	157	208	132	131	130	115	113	183
Pct Completed	68.3	71.5	60.0	63.9	61.3	68.5	56.2	65.8
Yards Gained	1945	2235	1771	1646	1473	1330	1516	2038
Sacked	17	19	25	31	16	8	16	11
Yards Lost	93	142	154	214	132	43	128	80
Had intercepted	1	8	10	4	1	6	11	5
Yards Opp Ret	67	99	160	43	26	88	162	126
Opp TDs on Int	1	1	3	0	0	1	1	1
PUNTS	31	24	26	42	28	17	29	38
Avg Yards	45.7	41.8	43.6	46.9	47.8	43.8	44.4	44.2
PUNT RETURNS	10	13	15	10	10	13	7	19
Avg Return	3.1	6.2	2.8	6.3	8.2	12.1	9.3	9.0
Returned for TD	0	0	0	0	0	0	0	0
KICKOFF RETURNS	11	15	7	9	9	5	14	7
Avg Return	20.4	22.9	18.9	20.7	21.7	16.6	24.8	21.6
Returned for TD	0	0	0	0	0	0	0	0
PENALTIES	49	62	49	46	31	35	57	45
Yards Penalized	394	497	382	461	266	317	506	404
FUMBLES BY	10	9	9	12	12	8	5	5
Fumbles Lost	7	4	3	1	8	5	3	3
Opp Fumbles	10	11	10	6	10	12	6	11
Opp Fum Lost	6	2	6	3	6	6	4	4
POSS. TIME (avg)	32:00	28:45	30:50	30:28	28:25	34:47	28:29	34:30
TOUCHDOWNS	23	18	20	15	18	17	14	28
Rushing	7	2	6	5	10	8	9	12
Passing	15	16	12	9	7	7	5	11
Returns	1	0	2	1	1	2	0	5
EXTRA-PT KICKS	19/20	14/15	16/18	14/15	17/18	16/16	10/12	23/28
2-PT CONVERSIONS	0/2	1/3	2/2	0/0	0/0	1/1	1/2	0/0
FIELD GOALS/FGA	8/11	7/10	11/13	5/10	13/18	12/19	8/8	10/12
POINTS SCORED	181	145	173	121	166	156	120	223

DEFENSE	Sea.	Atl.	T.B.	Tenn.	Car.	S.F.	Clev.	N.E.
POINTS ALLOWED	176	223	185	112	133	64	154	48
OPP FIRST DOWNS	133	165	132	129	128	75	129	88
Rushing	37	56	24	33	44	31	42	22
Passing	84	87	91	84	74	37	71	50
Penalty	12	22	17	12	10	7	16	16
OPP YARDS GAINED	2499	2714	2235	2296	2064	1341	2240	1562
Avg per Game	357.0	387.7	372.5	328.0	344.0	223.5	373.3	223.1
OPP RUSHING (net)	756	796	408	666	714	540	924	523
Avg per Game	108.0	113.7	68.0	95.1	119.0	90.0	154.0	74.7
Rushes	153	216	141	169	152	133	183	126
Yards per Rush	4.9	3.7	2.9	3.9	4.7	4.1	5.0	4.2
OPP PASSING (net)	1743	1918	1827	1630	1350	801	1316	1039
Avg per Game	249.0	274.0	304.5	232.9	225.0	133.5	219.3	148.4
Passes Att.	250	230	250	247	239	165	189	242
Completed	156	160	159	162	146	91	128	123
Pct Completed	62.4	69.6	63.6	65.6	61.1	55.2	67.7	50.8
Sacked	11	5	13	19	27	20	19	26
Yards Lost	67	29	97	127	151	153	124	170
INTERCEPTED BY	6	2	5	6	9	7	4	18
Yards Returned	45	10	70	96	120	123	15	265
Returned for TD	1	0	1	1	0	2	0	2
OPP PUNT RETURNS	15	11	9	13	17	5	5	12
Avg return	8.6	6.5	7.8	9.5	6.3	0.4	10.2	6.3
OPP KICKOFF RET	8	10	3	10	1	19	13	10
Avg return	22.9	25.4	21.7	20.9	19.0	21.9	17.4	27.3
OPP TOUCHDOWNS	21	27	20	13	14	7	18	6
Rushing	9	8	6	3	7	1	5	2
Passing	8	17	11	10	7	5	12	1
Returns	4	2	3	0	0	1	1	3

WEEK 7 / THROUGH MONDAY, OCTOBER 21, 2019

OFFENSE	Oak.	Hou.	G.B.	K.C.	Miami	Pitt.	Balt.	Dal.
GAMES (Won-Lost)	3-3	4-3	6-1	5-2	0-6	2-4	5-2	4-3
FIRST DOWNS	122	164	148	156	98	99	172	172
Rushing	44	55	39	41	24	28	80	60
Passing	74	96	86	91	60	54	83	96
Penalty	4	13	23	24	14	17	9	16
YDS GAINED (tot)	2225	2772	2614	2803	1552	1659	3044	3065
Avg per Game	370.8	396.0	373.4	400.4	258.7	276.5	434.9	437.9
RUSHING (net)	827	939	695	576	400	459	1429	1022
Avg per Game	137.8	134.1	99.3	82.3	66.7	76.5	204.1	146.0
Rushes	169	193	179	150	120	131	258	209
Yards per Rush	4.9	4.9	3.9	3.8	3.3	3.5	5.5	4.9
PASSING (net)	1398	1833	1919	2227	1152	1200	1615	2043
Avg per Game	233.0	261.9	274.1	318.1	192.0	200.0	230.7	291.9
Passes Att.	192	236	250	261	214	190	221	238
Completed	142	163	162	167	120	124	142	168
Pct Completed	74.0	69.1	64.8	64.0	56.1	65.3	64.3	70.6
Yards Gained	1446	1952	2019	2297	1284	1232	1705	2123
Sacked	8	21	12	9	24	5	17	10
Yards Lost	48	119	100	70	132	32	90	80
Had intercepted	4	6	2	1	10	5	5	7
Yards Opp Ret	23	37	77	0	142	13	11	104
Opp TDs on Int	0	0	0	0	2	0	0	0
PUNTS	24	23	35	22	31	26	18	22
Avg Yards	47.7	45.2	49.2	43.9	46.7	47.1	46.7	42.9
PUNT RETURNS	10	10	5	16	10	6	10	12
Avg Return	8.3	9.2	-1.6	6.9	6.7	6.5	10.6	5.8
Returned for TD	0	0	0	0	0	0	0	0
KICKOFF RETURNS	8	6	13	16	12	8	14	5
Avg Return	33.1	19.5	17.2	21.9	21.9	17.0	19.3	16.8
Returned for TD	0	0	0	0	0	0	0	0
PENALTIES	48	57	46	54	34	38	53	54
Yards Penalized	444	475	355	501	274	332	425	535
FUMBLES BY	8	11	6	11	12	9	8	4
Fumbles Lost	4	4	5	6	3	3	2	2
Opp Fumbles	5	11	10	10	3	10	8	9
Opp Fum Lost	2	7	5	5	1	7	3	6
POSS. TIME (avg)	31:06	30:45	31:44	27:29	26:50	27:08	35:10	29:45
TOUCHDOWNS	16	23	22	23	7	13	24	23
Rushing	6	9	9	5	3	4	10	11
Passing	9	13	13	16	4	8	12	12
Returns	1	1	0	2	0	1	2	0
EXTRA-PT KICKS	16/16	18/22	22/22	22/23	6/6	12/12	20/20	22/22
2-PT CONVERSIONS	0/0	1/1	0/0	0/0	0/1	0/1	1/4	0/1
FIELD GOALS/FGA	5/6	9/12	10/11	14/16	5/8	11/11	16/16	10/14
POINTS SCORED	127	185	184	202	63	123	214	190

DEFENSE	Oak.	Hou.	G.B.	K.C.	Miami	Pitt.	Balt.	Dal.
POINTS ALLOWED	165	164	139	150	211	131	156	124
OPP FIRST DOWNS	124	147	141	170	140	136	132	139
Rushing	26	27	46	59	52	43	33	44
Passing	78	104	85	91	75	79	81	77
Penalty	20	16	10	20	13	14	18	18
OPP YARDS GAINED	2259	2519	2667	2642	2504	2126	2448	2274
Avg per Game	376.5	359.9	381.0	377.4	417.3	354.3	349.7	324.9
OPP RUSHING (net)	520	590	902	1042	965	661	590	678
Avg per Game	86.7	84.3	128.9	148.9	160.8	110.2	84.3	96.9
Rushes	146	145	185	209	204	175	136	162
Yards per Rush	3.6	4.1	4.9	5.0	4.7	3.8	4.3	4.2
OPP PASSING (net)	1739	1929	1765	1600	1539	1465	1858	1596
Avg per Game	289.8	275.6	252.1	228.6	256.5	244.2	265.4	228.0
Passes Att.	203	277	240	253	168	213	251	248
Completed	137	187	145	162	116	143	149	163
Pct Completed	67.5	67.5	60.4	64.0	69.0	67.1	59.4	65.7
Sacked	10	17	18	20	7	20	12	17
Yards Lost	71	133	123	150	35	137	76	137
INTERCEPTED BY	3	3	8	6	1	8	6	3
Yards Returned	44	81	64	45	21	64	99	29
Returned for TD	1	1	0	0	0	0	1	0
OPP PUNT RETURNS	14	10	14	8	12	11	6	9
Avg return	12.6	2.8	9.2	3.9	7.3	9.7	5.7	7.8
OPP KICKOFF RET	11	19	10	10	4	13	19	11
Avg return	21.2	19.7	31.4	21.2	21.8	22.5	21.2	23.1
OPP TOUCHDOWNS	21	18	16	17	26	14	16	13
Rushing	5	3	7	9	7	4	8	7
Passing	16	15	9	8	16	10	7	6
Returns	0	0	0	0	3	0	1	0

WEEK 7 / THROUGH MONDAY, OCTOBER 21, 2019

OFFENSE	NFL/Avg
GAMES (Won-Lost)	---
FIRST DOWNS	134.7
Rushing	39.3
Passing	80.8
Penalty	14.6
YDS GAINED (tot)	2326.6
Avg per Game	351.2
RUSHING (net)	733.8
Avg per Game	110.8
Rushes	172.3
Yards per Rush	4.3
PASSING (net)	1592.8
Avg per Game	240.4
Passes Att.	230.3
Completed	148.8
Pct Completed	64.6
Yards Gained	1702.2
Sacked	16.0
Yards Lost	109.4
Had intercepted	5.4
Yards Opp Ret	66.1
Opp TDs on Int	0.5
PUNTS	28.5
Avg Yards	45.6
PUNT RETURNS	11.8
Avg Return	7.3
Returned for TD	0.1
KICKOFF RETURNS	10.0
Avg Return	22.9
Returned for TD	0.1
PENALTIES	48.4
Yards Penalized	406.4
FUMBLES BY	8.5
Fumbles Lost	4.2
Opp Fumbles	8.5
Opp Fum Lost	4.2
POSS. TIME (avg)	30:00
TOUCHDOWNS	17.1
Rushing	5.9
Passing	10.0
Returns	1.2
EXTRA POINTS (tot)	95%
Kicks Made/2Pt	44%
FIELD GOALS/FGA	10/12
POINTS SCORED	149.1

DEFENSE	NFL/Avg
POINTS ALLOWED	149.1
OPP FIRST DOWNS	134.7
Rushing	39.3
Passing	80.8
Penalty	14.6
OPP YARDS GAINED	2326.6
Avg per Game	351.2
OPP RUSHING (net)	733.8
Avg per Game	110.8
Rushes	172.3
Yards per Rush	4.3
OPP PASSING (net)	1592.8
Avg per Game	240.4
Passes Att.	230.3
Completed	148.8
Pct Completed	64.6
Sacked	16.0
Yards Lost	109.4
INTERCEPTED BY	5.4
Yards Returned	66.1
Returned for TD	0.5
OPP PUNT RETURNS	11.8
Avg return	7.3
OPP KICKOFF RET	10.0
Avg return	22.9
OPP TOUCHDOWNS	17.1
Rushing	5.9
Passing	10.0
Returns	1.2

WEEK 7 / THROUGH MONDAY, OCTOBER 21, 2019

TEAM RANKINGS

National Football League

	Offense			Defense		
	Total	Rush	Pass	Total	Rush	Pass
Ariz.	18	11	19	29	25	25
Atl.	16	29	2	27	20	28
Balt.	2	*1	18	13	3T	26
Buff.	17	7	21	3	10	4
Car.	20	9	22	12	23	7
Chi.	30	28	29	10	12	13
Cin.	27	32	12	32	32	16
Cleve.	21	13	16	23	30	6
Dallas	*1	4	4	5	15	8
Denver	25	16	26	4	16	3
Det.	8	18	6	31	28	30
G.B.	11	20	8	26	24	21
Hou.	4	8	11	17	3T	29
Ind.	22	10	24	20	19	20
Jax	9	5	14	19	21T	17
K.C.	3	25	*1	25	29	9
L.A.-C	14	27	3	11	21T	5
Rams	12	23	7	9	14	11
Miami	31	31	30	30	31	22
Minn.	6	3	17	6T	7T	15
N.E.	10	22	5	*1	2	2
N.O.	19	15	13	6T	9	14
Giants	24	17	23	28	26	23
Jets	32	30	32	14	11	24
Oak.	13	6	15	24	5	31
Phil.	23	14	20	18	6	27
Pitt.	28	26	28	15	18	18
S.F.	7	2	25	2	7T	*1
Sea.	5	12	10	16	17	19
T.B.	15	21	9	22	*1	32
Tenn.	26	19	27	8	13	10
Wash.	29	24	31	21	27	12

T = Tied for position

*** = League Leader**

WEEK 7 / THROUGH MONDAY, OCTOBER 21, 2019

NFL / TEAM/OFFENSE RANK

Tm	(A)	(B)	(C)	(D)	(E)	(F)	(G)	(H)	(I)	(J)	(K)	(L)	(M)	(N)	(O)	(P)	(Q)
BAL	2	5	1	1	18	11	18	21	1t	6	5	4	27	11	19	2	1t
BUF	17	16	7	9	21	22	28	22	12t	24	19	27	4	32	32	22	19
CIN	27	29	32	32	12	27	23	25	25	16	25	24	5	27	22	28	12t
CLE	21	7	13	2	16	18	32	23	27	30	20	9	8	22	13t	23t	1t
DEN	25	26	16	15	26	25	17	28	26	29	8t	15	3	17	31	29	16t
HOU	4	4	8	10	11	8	20	27	4	4	8t	10	25	18	7	9	20t
IND	22	23	10	14	24	19	7	2	3	7	2	5	19	20	20	15	22t
JAC	9	8	5	3	14	15	5	17	23	27	13	28	26	15	4	20	1t
KC	3	2	25	21	1	1	1	3	8	8	11	17	15	24	24	3	8
LAC	14	11	27	26	3	9	16	8	6t	3	23t	7	13	6	13t	23t	20t
MIA	31	31	31	29	30	31	31	29	30	28	12	18	16	10	5	31t	29t
NE	10	21	22	30	5	12	11	4	9t	15	26	11	18	23	15	1	12t
NYJ	32	32	30	31	32	32	29	31	32	32	30t	19	21	9	11	31t	31t
OAK	13	6	6	7	15	10	15	5	18	2	6	12	2	4	30	18	12t
PIT	28	25	26	27	28	21	21	1	29	21	27t	20	30	7	18	21	1t
TEN	26	27	19	24	27	23	13	32	24	25	30t	21	20	8	8	27	31t
ARI	18	20	11	11	19	26	8	26	17	12	1	22	24	13	16	17	10
ATL	16	12	29	25	2	13	22	15	5	10	8t	23	12	31	29	19	26
CAR	20	19	9	5	22	24	3	19	19t	23	27t	13	17	3	6	5	24
CHI	30	30	28	28	29	30	12	16	28	26	14t	1	1	19	23	26	7
DAL	1	1	4	8	4	2	24	6	1t	1	23t	26	31	30	28	7t	25
DET	8	13	18	23	6	7	6	13	16	18	14t	29	6	26	17	13	9
GB	11	9	20	20	8	5	4	10	15	22	32	32	29	2	3	10	6
LAR	12	17	23	19	7	17	19	7	9t	17	29	8	9	21	25	7t	18
MIN	6	3	3	4	17	3	9	14	14	13	3t	25	11	12	10	6	16t
NO	19	15	15	13	13	14	10	11	19t	11	14t	6	23	16	9	16	12t
NYG	24	22	17	6	23	28	25	20	22	19	21t	3	7	29	21	25	27
PHI	23	24	14	18	20	20	14	12	21	5	21t	14	10	5	1	14	1t
SF	7	14	2	12	25	6	26	9	11	9	3t	2	32	25	12	11	28
SEA	5	10	12	16	10	4	2	18	6t	14	14t	30	22	14	26	12	22t
TB	15	18	21	22	9	16	30	30	12t	20	14t	31	28	28	27	4	11
WAS	29	28	24	17	31	29	27	24	31	31	7	16	14	1	2	30	29t

Team/Offense Rank

- (A) Total Yards per Game
- (B) Yards per Play
- (C) Rushing Yards per Game
- (D) Rushing Yards per Attempt
- (E) Passing Net Yards per Game
- (F) Passing Net Yards per Play
- (G) Passing, Percent Had Intercepted
- (H) Sacks per Pass Play
- (I) First Downs per Game
- (J) Third Down Efficiency
- (K) Fourth Down Efficiency
- (L) Punt Return Average
- (M) Kickoff Return Average
- (N) Gross Punting Average
- (O) Net Punting Average
- (P) Points per Game
- (Q) Field Goal Percentage

WEEK 7 / THROUGH MONDAY, OCTOBER 21, 2019

NFL / OPPONENT/DEFENSE RANK

Tm	(A)	(B)	(C)	(D)	(E)	(F)	(G)	(H)	(I)	(J)	(K)	(L)	(M)	(N)	(O)	(P)	(Q)	(R)	(S)
BAL	13	28	3t	20	26	26	15	26	8	22	22t	10	11	28	18	16	31	5	4
BUF	3	3	10	10	4	4	10	22	3	9	22t	32	3	22	25	3	1	9	5
CIN	32	31	32	32	16	29	29	28	26	20t	16t	9	15	4	4	24t	20	28	30
CLE	23	18	30	31	6	14	19	4	22t	7	10t	29	2	9	12	22	4	25	23
DEN	4	6	16	14	3	5	17	23	4	5t	16t	30	31	30	26	8	24	23	14
HOU	17	19	3t	13	29	18	28	21	19	27	29t	3	6	25	27	18t	21t	11	8
IND	20	29	19	27	20	24	20t	9	20t	23	13	8	21	18	13	17	26	15	19
JAC	19	17	21t	25	17	12	23	7	13t	18	5t	5	24	16	19	12	16t	18	13
KC	25	14	29	30	9	8	16	11	31	12	28	4	9t	5	2	13	21t	6	12
LAC	11	21	21t	19	5	27	7	14	5t	31	18t	20	12	10	10	10	2	17	10
MIA	30	32	31	24	22	32	31	29	28	28	22t	17	14	14	15	32	11t	32	32
NE	1	1	2	15	2	1	1	3	2	1	5t	12	26	3	6	1	3	1	2
NYJ	14	9	11	2	24	17	18	31	17	24	3	18	19	1	5	23	27	31	31
OAK	24	30	5	4	31	31	24	25	16	29	32	31	8	13	16	29	9	26	17
PIT	15	10	18	8	18	13	4	5	27	25	18t	28	17	17	11	14	18t	19	28
TEN	8	11	13	11	10	10	13	13	5t	4	4	26	7	26	23	4	25	13	22
ARI	29	22	25	22	25	21	32	6	29	20t	2	7	22	2	9	28	30	24	24
ATL	27	24	20	6	28	30	30	32	30	32	22t	13	25	21	20	31	29	29	21
CAR	12	5	23	23	7	3	3	2	20t	19	22t	11	4	15	21	15	13t	8	15
CHI	10	4	12	5	13	7	22	12	22t	10	31	15	30	12	3	5	5	14	27
DAL	5	12	15	17	8	9	26	18	10t	2	15	21t	20	20	28	7	28	4	3
DET	31	27	28	28	30	22	25	30	32	26	5t	2	9t	31	32	26	7t	20	25
GB	26	25	24	26	21	20	6	16	12	14	5t	25	32	6	24	9	11t	7	18
LAR	9	8	14	3	11	15	12	15	13t	16	10t	27	23	8	7	18t	10	10	7
MIN	6t	7	7t	9	15	6	11	17	15	13	14	16	27	19	17	6	23	3	6
NO	6t	13	9	16	14	11	27	10	5t	8	10t	19	28	7	1	11	32	12	11
NYG	28	23	26	18	23	28	9	8	18	17	18t	6	1	11	8	27	18t	27	26
PHI	18	20	6	7	27	25	8	20	10t	15	29t	14	29	24	14	24t	13t	22	20
SF	2	2	7t	12	1	2	2	1	1	3	1	1	16	32	22	2	6	2	1
SEA	16	26	17	29	19	19	14	27	9	5t	22t	23	18	23	29	20t	7t	16	9
TB	22	15	1	1	32	23	20t	24	25	11	9	21t	13	27	31	30	15	21	16
WAS	21	16	27	21	12	16	5	19	24	30	21	24	5	29	30	20t	16t	30	29

Opponent/Defense Rank

- (A) Total Yards per Game
 - (B) Yards per Play
 - (C) Rushing Yards per Game
 - (D) Rushing Yards per Attempt
 - (E) Passing Net Yards per Game
 - (F) Passing Net Yards per Play
 - (G) Passing, Percent Had Intercepted
 - (H) Sacks per Pass Play
 - (I) First Downs per Game
 - (J) Third Down Efficiency
 - (K) Fourth Down Efficiency
 - (L) Punt Return Average
 - (M) Kickoff Return Average
 - (N) Gross Punting Average
 - (O) Net Punting Average
 - (P) Points per Game
 - (Q) Field Goal Percentage
- Combined Offense/Defense Rank
- (R) Points per Game Differential
 - (S) Net Yards per Game Differential

WEEK 7 / THROUGH MONDAY, OCTOBER 21, 2019

NFL / TOTAL OFFENSE

Rank	Team	Total	Rushing	Passing	Total	Rushing	Passing
1)	Dallas	3065	1022	2043	437.9	146.0	291.9
2)	Baltimore	3044	1429	1615	434.9	204.1	230.7
3)	Kansas City	2803	576	2227	400.4	82.3	318.1
4)	Houston	2772	939	1833	396.0	134.1	261.9
5)	Seattle	2741	889	1852	391.6	127.0	264.6
6)	Minnesota	2737	1120	1617	391.0	160.0	231.0
7)	San Francisco	2323	1036	1287	387.2	172.7	214.5
8)	Detroit	2282	619	1663	380.3	103.2	277.2
9)	Jacksonville	2649	981	1668	378.4	140.1	238.3
10)	New England	2641	683	1958	377.3	97.6	279.7
11)	Green Bay	2614	695	1919	373.4	99.3	274.1
12)	Los Angeles Rams	2606	680	1926	372.3	97.1	275.1
13)	Oakland	2225	827	1398	370.8	137.8	233.0
14)	Los Angeles Chargers	2574	520	2054	367.7	74.3	293.4
15)	Tampa Bay	2206	589	1617	367.7	98.2	269.5
16)	Atlanta	2572	479	2093	367.4	68.4	299.0
17)	Buffalo	2167	815	1352	361.2	135.8	225.3
18)	Arizona	2506	892	1614	358.0	127.4	230.6
19)	New Orleans	2492	777	1715	356.0	111.0	245.0
20)	Carolina	2118	777	1341	353.0	129.5	223.5
21)	Cleveland	2107	719	1388	351.2	119.8	231.3
22)	Indianapolis	2103	772	1331	350.5	128.7	221.8
23)	Philadelphia	2379	782	1597	339.9	111.7	228.1
24)	New York Giants	2300	739	1561	328.6	105.6	223.0
25)	Denver	2222	767	1455	317.4	109.6	207.9
26)	Tennessee	2146	714	1432	306.6	102.0	204.6
27)	Cincinnati	2137	372	1765	305.3	53.1	252.1
28)	Pittsburgh	1659	459	1200	276.5	76.5	200.0
29)	Washington	1873	593	1280	267.6	84.7	182.9
30)	Chicago	1582	420	1162	263.7	70.0	193.7
31)	Miami	1552	400	1152	258.7	66.7	192.0
32)	New York Jets	1254	401	853	209.0	66.8	142.2

NFL / TOTAL DEFENSE

Rank	Team	Total	Rushing	Passing	Total	Rushing	Passing
1)	New England	1562	523	1039	223.1	74.7	148.4
2)	San Francisco	1341	540	801	223.5	90.0	133.5
3)	Buffalo	1756	548	1208	292.7	91.3	201.3
4)	Denver	2118	751	1367	302.6	107.3	195.3
5)	Dallas	2274	678	1596	324.9	96.9	228.0
6t)	Minnesota	2295	630	1665	327.9	90.0	237.9
6t)	New Orleans	2295	634	1661	327.9	90.6	237.3
8)	Tennessee	2296	666	1630	328.0	95.1	232.9
9)	Los Angeles Rams	2305	671	1634	329.3	95.9	233.4
10)	Chicago	1985	566	1419	330.8	94.3	236.5
11)	Los Angeles Chargers	2333	820	1513	333.3	117.1	216.1
12)	Carolina	2064	714	1350	344.0	119.0	225.0
13)	Baltimore	2448	590	1858	349.7	84.3	265.4
14)	New York Jets	2113	553	1560	352.2	92.2	260.0
15)	Pittsburgh	2126	661	1465	354.3	110.2	244.2
16)	Seattle	2499	756	1743	357.0	108.0	249.0
17)	Houston	2519	590	1929	359.9	84.3	275.6
18)	Philadelphia	2520	626	1894	360.0	89.4	270.6
19)	Jacksonville	2527	820	1707	361.0	117.1	243.9
20)	Indianapolis	2167	666	1501	361.2	111.0	250.2
21)	Washington	2593	941	1652	370.4	134.4	236.0
22)	Tampa Bay	2235	408	1827	372.5	68.0	304.5
23)	Cleveland	2240	924	1316	373.3	154.0	219.3
24)	Oakland	2259	520	1739	376.5	86.7	289.8
25)	Kansas City	2642	1042	1600	377.4	148.9	228.6
26)	Green Bay	2667	902	1765	381.0	128.9	252.1
27)	Atlanta	2714	796	1918	387.7	113.7	274.0
28)	New York Giants	2719	920	1799	388.4	131.4	257.0
29)	Arizona	2747	904	1843	392.4	129.1	263.3
30)	Miami	2504	965	1539	417.3	160.8	256.5
31)	Detroit	2572	835	1737	428.7	139.2	289.5
32)	Cincinnati	3016	1323	1693	430.9	189.0	241.9

WEEK 7 / THROUGH MONDAY, OCTOBER 21, 2019

NFL / TAKEAWAYS, GIVEAWAYS

Rank	Team	TAKEAWAYS			GIVEAWAYS			Net
		Int	Fum	Total	Int	Fum	Total	Diff
1)	New England	18	4	22	5	3	8	= +14
2)	Pittsburgh	8	7	15	5	3	8	= +7
3t)	Carolina	9	6	15	1	8	9	= +6
3t)	Green Bay	8	5	13	2	5	7	= +6
5t)	Kansas City	6	5	11	1	6	7	= +4
5t)	Tennessee	6	3	9	4	1	5	= +4
5t)	Chicago	4	6	10	4	2	6	= +4
5t)	Detroit	3	8	11	3	4	7	= +4
5t)	New Orleans	3	6	9	4	1	5	= +4
5t)	Seattle	6	6	12	1	7	8	= +4
11t)	Baltimore	6	3	9	5	2	7	= +2
11t)	Arizona	1	5	6	4	0	4	= +2
11t)	Minnesota	7	4	11	3	6	9	= +2
11t)	San Francisco	7	6	13	6	5	11	= +2
15)	Indianapolis	4	3	7	3	3	6	= +1
16t)	Houston	3	7	10	6	4	10	= 0
16t)	Dallas	3	6	9	7	2	9	= 0
16t)	Los Angeles Rams	6	6	12	7	5	12	= 0
19t)	Buffalo	6	4	10	8	3	11	= -1
19t)	Jacksonville	4	2	6	2	5	7	= -1
21t)	Philadelphia	8	3	11	5	8	13	= -2
21t)	Tampa Bay	5	6	11	10	3	13	= -2
21t)	Washington	8	2	10	8	4	12	= -2
24t)	Denver	5	1	6	5	4	9	= -3
24t)	Oakland	3	2	5	4	4	8	= -3
26t)	Los Angeles Chargers	6	2	8	6	6	12	= -4
26t)	New York Jets	5	4	9	8	5	13	= -4
28)	Cleveland	4	4	8	11	3	14	= -6
29)	Atlanta	2	2	4	8	4	12	= -8
30)	Cincinnati	2	4	6	8	7	15	= -9
31)	New York Giants	6	2	8	9	9	18	= -10
32)	Miami	1	1	2	10	3	13	= -11
	Totals	173	135	308	173	135	308	= 0

WEEK 7 / THROUGH MONDAY, OCTOBER 21, 2019**AFC / TEAM/OFFENSE INSIDE THE 20**

Rank	Team	Poss	Pts	TD	TD%	FG	Score	Score%
1)	Buffalo	16	84	11	68.8	2	13	81.3
2)	Houston	26	137	17	65.4	6	23	88.5
3)	Indianapolis	23	121	15	65.2	6	21	91.3
4)	Tennessee	18	79	11	61.1	1	12	66.7
5)	Baltimore	28	140	16	57.1	10	26	92.9
6)	Oakland	23	103	13	56.5	4	17	73.9
7)	Cleveland	20	92	11	55.0	5	16	80.0
8)	New England	30	135	16	53.3	9	25	83.3
9t)	Miami	12	50	6	50.0	3	9	75.0
9t)	New York Jets	8	28	4	50.0	0	4	50.0
11)	Kansas City	25	114	12	48.0	10	22	88.0
12)	Los Angeles Chargers	23	91	11	47.8	5	16	69.6
13)	Denver	19	83	9	47.4	7	16	84.2
14)	Pittsburgh	15	65	6	40.0	8	14	93.3
15)	Cincinnati	20	73	7	35.0	8	15	75.0
16)	Jacksonville	24	97	8	33.3	14	22	91.7

AFC / OPPONENTS/DEFENSE INSIDE THE 20

Rank	Team	Poss	Pts	TD	TD%	FG	Score	Score%
1)	New England	6	10	1	16.7	1	2	33.3
2)	Denver	21	80	8	38.1	8	16	76.2
3)	Cincinnati	27	115	11	40.7	12	23	85.2
4)	Pittsburgh	21	87	9	42.9	8	17	81.0
5)	Jacksonville	23	98	11	47.8	7	18	78.3
6t)	Baltimore	24	121	12	50.0	12	24	100.0
6t)	Kansas City	30	127	15	50.0	9	24	80.0
8)	Indianapolis	20	104	12	60.0	7	19	95.0
9)	Tennessee	18	83	11	61.1	3	14	77.8
10)	Buffalo	14	66	9	64.3	1	10	71.4
11)	Cleveland	20	102	13	65.0	4	17	85.0
12t)	Los Angeles Chargers	15	75	10	66.7	2	12	80.0
12t)	New York Jets	18	97	12	66.7	5	17	94.4
14)	Houston	22	123	15	68.2	6	21	95.5
15)	Oakland	19	106	13	68.4	5	18	94.7
16)	Miami	23	129	16	69.6	6	22	95.7

WEEK 7 / THROUGH MONDAY, OCTOBER 21, 2019

NFL / TEAM/OFFENSE INSIDE THE 20

Rank	Team	Poss	Pts	TD	TD%	FG	Score	Score%
1)	Minnesota	24	130	17	70.8	4	21	87.5
2)	Buffalo	16	84	11	68.8	2	13	81.3
3)	Atlanta	21	109	14	66.7	4	18	85.7
4t)	Green Bay	26	134	17	65.4	5	22	84.6
4t)	Houston	26	137	17	65.4	6	23	88.5
6)	Indianapolis	23	121	15	65.2	6	21	91.3
7t)	Chicago	14	73	9	64.3	3	12	85.7
7t)	Seattle	28	146	18	64.3	8	26	92.9
9)	Dallas	25	132	16	64.0	7	23	92.0
10)	Philadelphia	22	117	14	63.6	6	20	90.9
11)	Los Angeles Rams	29	152	18	62.1	9	27	93.1
12)	Tennessee	18	79	11	61.1	1	12	66.7
13t)	Carolina	20	99	12	60.0	5	17	85.0
13t)	Detroit	20	101	12	60.0	6	18	90.0
15)	Baltimore	28	140	16	57.1	10	26	92.9
16)	Oakland	23	103	13	56.5	4	17	73.9
17)	Cleveland	20	92	11	55.0	5	16	80.0
18)	Tampa Bay	22	103	12	54.5	6	18	81.8
19)	New England	30	135	16	53.3	9	25	83.3
20)	New York Giants	17	75	9	52.9	4	13	76.5
21t)	Miami	12	50	6	50.0	3	9	75.0
21t)	New Orleans	24	113	12	50.0	10	22	91.7
21t)	New York Jets	8	28	4	50.0	0	4	50.0
24)	Kansas City	25	114	12	48.0	10	22	88.0
25)	Los Angeles Chargers	23	91	11	47.8	5	16	69.6
26)	Denver	19	83	9	47.4	7	16	84.2
27)	Washington	13	52	6	46.2	4	10	76.9
28)	Pittsburgh	15	65	6	40.0	8	14	93.3
29)	San Francisco	26	97	10	38.5	9	19	73.1
30)	Cincinnati	20	73	7	35.0	8	15	75.0
31)	Arizona	26	107	9	34.6	14	23	88.5
32)	Jacksonville	24	97	8	33.3	14	22	91.7

NFL / OPPONENTS/DEFENSE INSIDE THE 20

Rank	Team	Poss	Pts	TD	TD%	FG	Score	Score%
1)	New England	6	10	1	16.7	1	2	33.3
2)	San Francisco	13	33	3	23.1	4	7	53.8
3)	Denver	21	80	8	38.1	8	16	76.2
4)	Cincinnati	27	115	11	40.7	12	23	85.2
5)	Pittsburgh	21	87	9	42.9	8	17	81.0
6)	Dallas	24	104	11	45.8	9	20	83.3
7)	Jacksonville	23	98	11	47.8	7	18	78.3
8)	New York Giants	25	104	12	48.0	7	19	76.0
9t)	Baltimore	24	121	12	50.0	12	24	100.0
9t)	Green Bay	22	91	11	50.0	5	16	72.7
9t)	Kansas City	30	127	15	50.0	9	24	80.0
9t)	Seattle	26	116	13	50.0	9	22	84.6
13t)	Arizona	26	124	14	53.8	9	23	88.5
13t)	Washington	26	121	14	53.8	8	22	84.6
15t)	Chicago	22	97	12	54.5	5	17	77.3
15t)	Tampa Bay	22	108	12	54.5	8	20	90.9
17t)	Detroit	25	120	14	56.0	7	21	84.0
17t)	Philadelphia	25	118	14	56.0	7	21	84.0
19)	Indianapolis	20	104	12	60.0	7	19	95.0
20t)	Minnesota	18	87	11	61.1	4	15	83.3
20t)	Tennessee	18	83	11	61.1	3	14	77.8
22)	Los Angeles Rams	24	125	15	62.5	7	22	91.7
23)	Carolina	19	101	12	63.2	5	17	89.5
24)	Buffalo	14	66	9	64.3	1	10	71.4
25t)	Cleveland	20	102	13	65.0	4	17	85.0
25t)	New Orleans	20	106	13	65.0	5	18	90.0
27)	Atlanta	29	154	19	65.5	7	26	89.7
28t)	Los Angeles Chargers	15	75	10	66.7	2	12	80.0
28t)	New York Jets	18	97	12	66.7	5	17	94.4
30)	Houston	22	123	15	68.2	6	21	95.5
31)	Oakland	19	106	13	68.4	5	18	94.7
32)	Miami	23	129	16	69.6	6	22	95.7

WEEK 7 / THROUGH MONDAY, OCTOBER 21, 2019

NFL / OFFENSE/TEAMS: FIRST DOWNS, THIRD DOWNS, FOURTH DOWNS

Rank	Team	FIRST DOWNS				THIRD DOWNS			FOURTH DOWNS		
		Total	Rush	Pass	Pen	Made	Att	Pct	Made	Att	Pct
1t)	Baltimore	172	80	83	9	43	91	47.3	8	11	72.7
1t)	Dallas	172	60	96	16	42	81	51.9	1	3	33.3
3)	Indianapolis	142	47	71	24	38	81	46.9	7	8	87.5
4)	Houston	164	55	96	13	42	86	48.8	5	8	62.5
5)	Atlanta	162	32	111	19	36	81	44.4	5	8	62.5
6t)	Los Angeles Chargers	158	28	111	19	43	88	48.9	2	6	33.3
6t)	Seattle	158	52	88	18	37	89	41.6	3	6	50.0
8)	Kansas City	156	41	91	24	35	77	45.5	3	5	60.0
9t)	New England	155	48	95	12	42	102	41.2	1	4	25.0
9t)	Los Angeles Rams	155	45	98	12	35	91	38.5	1	6	16.7
11)	San Francisco	131	53	68	10	37	82	45.1	3	4	75.0
12t)	Buffalo	130	43	71	16	24	72	33.3	2	5	40.0
12t)	Tampa Bay	130	30	88	12	27	76	35.5	3	6	50.0
14)	Minnesota	151	55	74	22	32	76	42.1	3	4	75.0
15)	Green Bay	148	39	86	23	28	81	34.6	0	2	0.0
16)	Detroit	126	28	88	10	30	79	38.0	2	4	50.0
17)	Arizona	145	46	86	13	43	100	43.0	5	5	100.0
18)	Oakland	122	44	74	4	37	74	50.0	5	7	71.4
19t)	Carolina	120	29	80	11	26	76	34.2	1	5	20.0
19t)	New Orleans	140	42	89	9	40	92	43.5	2	4	50.0
21)	Philadelphia	138	43	80	15	44	91	48.4	5	14	35.7
22)	New York Giants	136	40	82	14	33	87	37.9	5	14	35.7
23)	Jacksonville	132	41	80	11	28	91	30.8	4	7	57.1
24)	Tennessee	130	38	72	20	29	89	32.6	1	7	14.3
25)	Cincinnati	129	23	88	18	37	93	39.8	2	7	28.6
26)	Denver	125	35	78	12	27	91	29.7	5	8	62.5
27)	Cleveland	105	29	64	12	21	71	29.6	3	8	37.5
28)	Chicago	103	17	71	15	25	78	32.1	4	8	50.0
29)	Pittsburgh	99	28	54	17	23	66	34.8	1	5	20.0
30)	Miami	98	24	60	14	23	77	29.9	7	12	58.3
31)	Washington	101	23	69	9	18	73	24.7	6	9	66.7
32)	New York Jets	77	18	44	15	16	78	20.5	1	7	14.3
	Totals	4310	1256	2586	468	1041	2660	39.1	106	217	48.8

NFL / DEFENSE/OPPONENTS: FIRST DOWNS, THIRD DOWNS, FOURTH DOWNS

Rank	Team	FIRST DOWNS				THIRD DOWNS			FOURTH DOWNS		
		Total	Rush	Pass	Pen	Made	Att	Pct	Made	Att	Pct
1)	San Francisco	75	31	37	7	21	70	30.0	1	10	10.0
2)	New England	88	22	50	16	12	84	14.3	4	12	33.3
3)	Buffalo	104	32	61	11	29	85	34.1	4	6	66.7
4)	Denver	123	38	68	17	30	90	33.3	3	6	50.0
5t)	Los Angeles Chargers	129	47	74	8	39	78	50.0	3	5	60.0
5t)	Tennessee	129	33	84	12	27	87	31.0	3	11	27.3
5t)	New Orleans	129	30	86	13	30	88	34.1	4	10	40.0
8)	Baltimore	132	33	81	18	34	80	42.5	2	3	66.7
9)	Seattle	133	37	84	12	26	78	33.3	4	6	66.7
10t)	Dallas	139	44	77	18	21	80	26.3	5	11	45.5
10t)	Philadelphia	139	33	91	15	33	86	38.4	5	7	71.4
12)	Green Bay	141	46	85	10	32	84	38.1	2	6	33.3
13t)	Jacksonville	142	41	86	15	37	90	41.1	1	3	33.3
13t)	Los Angeles Rams	142	36	95	11	37	92	40.2	2	5	40.0
15)	Minnesota	144	28	97	19	33	89	37.1	7	16	43.8
16)	Oakland	124	26	78	20	35	73	47.9	3	3	100.0
17)	New York Jets	125	33	74	18	37	84	44.0	1	5	20.0
18)	New York Giants	146	42	92	12	35	87	40.2	3	5	60.0
19)	Houston	147	27	104	16	43	93	46.2	5	7	71.4
20t)	Indianapolis	128	43	76	9	29	67	43.3	3	7	42.9
20t)	Carolina	128	44	74	10	35	85	41.2	2	3	66.7
22t)	Cleveland	129	42	71	16	26	77	33.8	2	5	40.0
22t)	Chicago	129	33	82	14	26	75	34.7	7	9	77.8
24)	Washington	153	49	87	17	49	99	49.5	5	8	62.5
25)	Tampa Bay	132	24	91	17	29	81	35.8	3	8	37.5
26)	Cincinnati	158	70	78	10	36	87	41.4	2	4	50.0
27)	Pittsburgh	136	43	79	14	35	79	44.3	3	5	60.0
28)	Miami	140	52	75	13	31	66	47.0	2	3	66.7
29)	Arizona	164	45	103	16	36	87	41.4	1	6	16.7
30)	Atlanta	165	56	87	22	50	91	54.9	4	6	66.7
31)	Kansas City	170	59	91	20	32	89	36.0	9	13	69.2
32)	Detroit	147	37	88	22	36	79	45.6	1	3	33.3
	Totals	4310	1256	2586	468	1041	2660	39.1	106	217	48.8

WEEK 7 / THROUGH MONDAY, OCTOBER 21, 2019**NFL / FIRST-DOWN PLAYS BY TEAMS**

Rank	Team	Yds/Play	Plays	Yards
1)	Kansas City	7.30	200	1459
2)	Jacksonville	6.60	198	1307
3)	Atlanta	6.35	211	1340
4)	Buffalo	6.29	185	1163
5)	Houston	6.24	208	1297
6)	Oakland	6.23	165	1028
7)	Detroit	6.08	178	1083
8)	New York Giants	5.99	193	1157
9)	New Orleans	5.95	195	1160
10)	Cleveland	5.93	160	949
11)	Carolina	5.89	177	1042
12)	Dallas	5.81	218	1267
13)	Los Angeles Chargers	5.71	200	1141
14)	San Francisco	5.69	183	1041
15)	Green Bay	5.66	202	1143
16)	Denver	5.61	191	1072
17)	Minnesota	5.60	202	1132
18)	Tennessee	5.48	191	1046
19)	Tampa Bay	5.41	185	1001
20)	Baltimore	5.31	222	1179
21)	Arizona	5.29	205	1085
22)	Indianapolis	5.27	178	938
23)	Los Angeles Rams	5.15	215	1108
24)	Seattle	5.03	213	1071
25)	Cincinnati	4.89	192	938
26)	Philadelphia	4.88	195	952
27)	Chicago	4.84	151	731
28)	New England	4.84	222	1074
29)	Pittsburgh	4.75	146	693
30)	New York Jets	4.54	140	636
31)	Miami	3.75	150	562
32)	Washington	3.56	164	584
	TOTAL	5.53	6035	33379

NFL / FIRST-DOWN PLAYS BY OPPONENTS

Rank	Team	Yds/Play	Plays	Yards
1)	New England	4.08	172	701
2)	San Francisco	4.11	132	543
3)	New York Jets	4.18	178	744
4)	Washington	4.31	200	862
5)	Houston	4.37	198	866
6)	Los Angeles Rams	4.42	201	889
7)	Buffalo	4.82	159	766
8)	New Orleans	4.97	185	920
9)	Pittsburgh	5.10	189	964
10)	Chicago	5.20	185	962
11)	Philadelphia	5.29	196	1037
12)	Detroit	5.32	193	1026
13)	Carolina	5.34	191	1020
14)	Los Angeles Chargers	5.35	178	952
15)	Denver	5.41	184	996
16)	Seattle	5.64	187	1055
17)	Minnesota	5.71	198	1131
18)	Kansas City	5.84	219	1280
19)	New York Giants	5.85	207	1211
20)	Baltimore	5.88	182	1070
21)	Atlanta	5.96	202	1204
22)	Miami	5.99	179	1073
23)	Cincinnati	6.02	219	1318
24)	Tennessee	6.02	194	1168
25)	Jacksonville	6.20	201	1246
26)	Tampa Bay	6.22	186	1156
27)	Green Bay	6.23	204	1270
28)	Oakland	6.28	160	1004
29)	Dallas	6.28	194	1219
30)	Cleveland	6.60	180	1188
31)	Arizona	6.63	215	1426
32)	Indianapolis	6.66	167	1112
	TOTAL	5.53	6035	33379

WEEK 7 / THROUGH MONDAY, OCTOBER 21, 2019

NFL / SINGLE-GAME HIGHS / PLAYERS

Most Points-- 24, A. Jones, G.B. at Dal., 10/6, (4 td, 0 fg, 0 xp, 0 2pt)
Most Points-- 24, M. Jones, Det. vs. Minn., 10/20, (4 td, 0 fg, 0 xp, 0 2pt)
Passing Yards-- 517, Goff, LA-R vs. T.B., 9/29, (45-68, 517, 2 td, 3 int)
Longest Pass-- 92, Darnold, NY-J vs. Dal., 10/13, (to Anderson, Robby, td)
Passing Touchdowns-- 5, (3 times in Non-Overtime Games)
Rushing Yards-- 225, Fournette, Jax at Denv., 9/29, (29-225, 0 td)
Rushing Attempts-- 29, (3 times in Non-Overtime Games)
Longest Rush-- 88, Chubb, Clev. at Balt., 9/29, td
Receptions-- 15, Ekeler, LA-C vs. Denv., 10/6, (15-86, 0 td)
Receiving Yards-- 226, Cooper, Dal. vs. G.B., 10/6, (11-226, 1 td)
Kickoff Return Yards-- 163, Patterson, Chi. vs. N.O., 10/20, (4-163, 1 td)
Kickoff Returns-- 5, Grant, Miami vs. LA-C, 9/29, (5-112, 0 td)
Kickoff Returns-- 5, Shepherd, G.B. vs. Det., 10/14, (5-87, 0 td)
Longest Kickoff Return-- 102, Patterson, Chi. vs. N.O., 10/20, td
Punt Return Yards-- 75, T. Jones, NY-G vs. Buff., 9/15, (3-75, 0 fc, 0 td)
Punt Returns-- 8, Olszewski, N.E. vs. NY-J, 9/22, (8-44, 1 fc, 0 td)
Longest Punt Return-- 71, Cohen, Chi. at Oak., 10/6
Interceptions-- 2, (10 times in Non-Overtime Games)
Longest Interception Return-- 79, Gipson, Hou. vs. Atl., 10/6, td
Sacks-- 4.0, Barrett, T.B. vs. NY-G, 9/22
Sacks-- 4.0, Cha. Jones, Ariz. at NY-G, 10/20
Scrimmage Yards-- 245, Fournette, Jax at Denv., 9/29, (Rush 29-225, Rec 2-20)
Longest Punt-- 75, O'Donnell, Chi. at Denv., 9/15
Punts-- 10, Edwards, NY-J at N.E., 9/22, (10-464, 46.4)
Punts-- 10, Way, Wash. vs. N.E., 10/6, (10-500, 50.0)
Field Goals Made-- 5, Prater, Det. at G.B., 10/14, (5-5, 54 lg)
Longest Field Goal-- 63, Maher, Dal. vs. Phil., 10/20

WEEK 7 / THROUGH MONDAY, OCTOBER 21, 2019

300-Yard Passing Games

517, Goff, LAR vs. TB 09/29 (45-68, 2 TD)
463, Prescott, DAL vs. GB 10/06 (27-44, 2 TD)
443, Mahomes, KC at OAK 09/15 (30-44, 4 TD)
429, Rodgers, GB vs. OAK 10/20 (25-31, 5 TD)
426, Watson, HOU vs. ATL 10/06 (28-33, 5 TD)
422, Rodgers, GB vs. PHI 09/26 (34-53, 2 TD)
418, Dalton, CIN at SEA 09/08 (35-51, 2 TD)
406, Wilson, SEA vs. NO 09/22 (32-50, 2 TD)
405, Prescott, DAL vs. NYG 09/08 (25-32, 4 TD)
400, Winston, TB vs. CAR 10/13 (30-54, 1 TD)
397, Ryan, ATL vs. TEN 09/29 (35-53, 0 TD)
395, Goff, LAR at SEA 10/03 (29-49, 1 TD)
385, Stafford, DET at ARI 09/08 (ot) (27-45, 3 TD)
385, Winston, TB at LAR 09/29 (28-41, 4 TD)
380, Keenum, WAS at PHI 09/08 (30-44, 3 TD)
380, Winston, TB vs. NYG 09/22 (23-37, 3 TD)
378, Mahomes, KC at JAX 09/08 (25-33, 3 TD)
374, Minshew, JAX at CAR 10/06 (26-44, 2 TD)
374, Mahomes, KC vs. BAL 09/22 (27-37, 3 TD)
370, Brees, NO vs. HOU 09/09 (32-43, 2 TD)
364, Stafford, DET vs. MIN 10/20 (30-45, 4 TD)
356, Ryan, ATL at ARI 10/13 (30-36, 4 TD)
351, Watson, HOU at LAC 09/22 (25-34, 3 TD)
349, K. Murray, ARI at BAL 09/15 (25-40, 0 TD)
348, Brady, NE at WAS 10/06 (28-42, 3 TD)
342, Mayfield, CLE at BAL 09/29 (20-30, 1 TD)
341, Brady, NE vs. PIT 09/08 (24-36, 3 TD)
340, K. Murray, ARI vs. ATL 10/13 (27-37, 3 TD)
338, Darnold, NYJ vs. DAL 10/13 (23-32, 2 TD)
337, Cousins, MIN at DET 10/20 (24-34, 4 TD)
336, D. Jones, NYG at TB 09/22 (23-36, 2 TD)
334, Brady, NE vs. NYG 10/10 (31-41, 0 TD)
333, Cousins, MIN vs. PHI 10/13 (22-29, 4 TD)
333, Rivers, LAC vs. IND 09/08 (ot) (25-34, 3 TD)
333, Newton, CAR vs. TB 09/12 (25-51, 0 TD)
332, Keenum, WAS vs. CHI 09/23 (30-43, 2 TD)
330, Ryan, ATL at HOU 10/06 (32-46, 3 TD)
329, Rivers, LAC at TEN 10/20 (24-38, 2 TD)
326, Brissett, IND vs. HOU 10/20 (26-39, 4 TD)
325, Mayfield, CLE at NYJ 09/16 (19-35, 1 TD)
324, L. Jackson, BAL at MIA 09/08 (17-20, 5 TD)
321, Mahomes, KC vs. IND 10/06 (22-39, 1 TD)
320, Rivers, LAC vs. PIT 10/13 (26-44, 2 TD)
320, Ryan, ATL vs. PHI 09/15 (27-43, 3 TD)
318, Rivers, LAC vs. HOU 09/22 (31-46, 2 TD)
315, Mahomes, KC at DET 09/29 (24-42, 0 TD)
314, Bridgewater, NO vs. TB 10/06 (26-34, 4 TD)
313, Wentz, PHI vs. WAS 09/08 (28-39, 3 TD)
312, Tannehill, TEN vs. LAC 10/20 (23-29, 2 TD)
311, Dalton, CIN vs. SF 09/15 (26-42, 2 TD)
310, Rivers, LAC at MIA 09/29 (24-30, 2 TD)
310, Brissett, IND vs. ATL 09/22 (28-37, 2 TD)
308, K. Murray, ARI vs. DET 09/08 (ot) (29-54, 2 TD)
308, Watson, HOU at IND 10/20 (23-34, 1 TD)
306, Wentz, PHI at MIN 10/13 (26-40, 2 TD)
306, Manning, NYG at DAL 09/08 (30-44, 1 TD)
306, Cousins, MIN at NYG 10/06 (22-27, 2 TD)
306, Brady, NE vs. NYJ 09/22 (28-42, 2 TD)
304, Ryan, ATL at MIN 09/08 (33-46, 2 TD)
304, Ryan, ATL at IND 09/22 (29-34, 3 TD)
304, Mariota, TEN at JAX 09/19 (23-40, 0 TD)
303, Flacco, DEN vs. JAX 09/29 (22-38, 3 TD)
300, Wilson, SEA at PIT 09/15 (29-35, 3 TD)

WEEK 7 / THROUGH MONDAY, OCTOBER 21, 2019

100-Yard Receiving Games

226, Cooper, DAL vs. GB 10/06 (11 rec., 1 TD)
217, Fuller, HOU vs. ATL 10/06 (14 rec., 3 TD)
198, Watkins, KC at JAX 09/08 (9 rec., 3 TD)
190, M. Evans, TB vs. NYG 09/22 (8 rec., 3 TD)
183, K. Allen, LAC vs. HOU 09/22 (13 rec., 2 TD)
182, Thomas, NO vs. TB 10/06 (11 rec., 2 TD)
180, D. Adams, GB vs. PHI 09/26 (10 rec., 0 TD)
172, Godwin, TB at LAR 09/29 (12 rec., 2 TD)
172, Robinson, KC at OAK 09/15 (6 rec., 2 TD)
167, Landry, CLE at BAL 09/29 (8 rec., 0 TD)
167, Diggs, MIN vs. PHI 10/13 (7 rec., 3 TD)
164, Woods, LAR vs. TB 09/29 (13 rec., 0 TD)
164, Chark, JAX at CAR 10/06 (8 rec., 2 TD)
161, Beckham, CLE at NYJ 09/16 (6 rec., 1 TD)
158, Gallup, DAL vs. NYG 09/08 (7 rec., 0 TD)
158, Ross, CIN at SEA 09/08 (7 rec., 2 TD)
154, D. Jackson, PHI vs. WAS 09/08 (8 rec., 2 TD)
154, Lockett, SEA vs. NO 09/22 (11 rec., 1 TD)
151, Godwin, TB vs. CAR 10/13 (10 rec., 0 TD)
147, M. Brown, BAL at MIA 09/08 (4 rec., 2 TD)
146, Chark, JAX vs. KC 09/08 (4 rec., 1 TD)
142, Diggs, MIN at DET 10/20 (7 rec., 0 TD)
137, Erickson, CIN vs. JAX 10/20 (8 rec., 0 TD)
136, Everett, LAR at SEA 10/03 (7 rec., 0 TD)
134, Waller, OAK at MIN 09/22 (13 rec., 0 TD)
133, Valdes-Scantling, GB vs. OAK 10/20 (2 rec., 1 TD)
131, Thomas, NO at CHI 10/20 (9 rec., 0 TD)
131, Hockenson, DET at ARI 09/08 (ot) (6 rec., 1 TD)
130, Thielen, MIN at NYG 10/06 (7 rec., 2 TD)
130, Hooper, ATL vs. TEN 09/29 (9 rec., 0 TD)
128, J. Jones, ATL at IND 09/22 (8 rec., 1 TD)
126, Waller, OAK at GB 10/20 (7 rec., 2 TD)
125, R. Anderson, NYJ vs. DAL 10/13 (5 rec., 1 TD)
125, Godwin, TB at NO 10/06 (7 rec., 2 TD)
125, McLaurin, WAS at PHI 09/08 (5 rec., 1 TD)
123, K. Allen, LAC vs. IND 09/08 (ot) (8 rec., 1 TD)
123, Brown, BUF at NYJ 09/08 (7 rec., 1 TD)
123, Thomas, NO vs. HOU 09/09 (10 rec., 0 TD)
123, T. Boyd, CIN vs. ARI 10/06 (10 rec., 1 TD)
122, T. Boyd, CIN vs. SF 09/15 (10 rec., 0 TD)
121, Golladay, DET at GB 10/14 (5 rec., 0 TD)
121, C. Kupp, LAR vs. TB 09/29 (9 rec., 1 TD)
121, Godwin, TB at CAR 09/12 (8 rec., 1 TD)
120, Sutton, DEN at OAK 09/09 (7 rec., 0 TD)

120, C. Kupp, LAR vs. NO 09/15 (5 rec., 0 TD)
118, Ekeler, LAC at TEN 10/20 (7 rec., 1 TD)
117, C. Kupp, LAR at SEA 10/03 (9 rec., 1 TD)
117, Hooper, ATL at ARI 10/13 (8 rec., 1 TD)
117, Golladay, DET vs. LAC 09/15 (8 rec., 1 TD)
116, Ingram, NYG at DAL 09/08 (11 rec., 1 TD)
114, Kirk, ARI at BAL 09/15 (6 rec., 0 TD)
113, Gallup, DAL vs. GB 10/06 (7 rec., 1 TD)
113, Ingram, NYG at TB 09/22 (6 rec., 1 TD)
113, Fitzgerald, ARI vs. DET 09/08 (ot) (8 rec., 1 TD)
113, Edelman, NE vs. NYG 10/10 (9 rec., 0 TD)
112, Ross, CIN vs. SF 09/15 (4 rec., 1 TD)
112, Andrews, BAL vs. ARI 09/15 (8 rec., 1 TD)
112, Cooks, LAR at CLE 09/22 (8 rec., 0 TD)
111, Hopkins, HOU at NO 09/09 (8 rec., 2 TD)
110, Edelman, NE at WAS 10/06 (8 rec., 1 TD)
110, Olsen, CAR vs. TB 09/12 (6 rec., 0 TD)
108, J. Jones, ATL at ARI 10/13 (8 rec., 0 TD)
108, Diggs, MIN at CHI 09/29 (7 rec., 0 TD)
108, Andrews, BAL at MIA 09/08 (8 rec., 1 TD)
107, Kelce, KC at OAK 09/15 (7 rec., 1 TD)
107, Agholor, PHI at ATL 09/15 (8 rec., 1 TD)
106, D. Adams, GB vs. MIN 09/15 (7 rec., 0 TD)
106, Pascal, IND vs. HOU 10/20 (6 rec., 2 TD)
106, Cooper, DAL vs. PHI 10/20 (5 rec., 0 TD)
106, Cooper, DAL vs. NYG 09/08 (6 rec., 1 TD)
106, Hopkins, HOU at IND 10/20 (9 rec., 1 TD)
106, J. Jones, ATL vs. PHI 09/15 (5 rec., 2 TD)
105, Amendola, DET vs. MIN 10/20 (8 rec., 0 TD)
105, Ridley, ATL vs. PHI 09/15 (8 rec., 1 TD)
105, Williams, OAK vs. DEN 09/09 (6 rec., 1 TD)
105, Stills, HOU at IND 10/20 (4 rec., 0 TD)
104, Amendola, DET at ARI 09/08 (ot) (7 rec., 1 TD)
104, Sanders, DEN vs. JAX 09/29 (5 rec., 0 TD)
104, Fitzgerald, ARI at BAL 09/15 (5 rec., 0 TD)
103, Pringle, KC vs. IND 10/06 (6 rec., 1 TD)
103, Westbrook, JAX at CIN 10/20 (6 rec., 0 TD)
103, Kittle, SF at LAR 10/13 (8 rec., 0 TD)
102, Tate, NYG at NE 10/10 (6 rec., 1 TD)
102, Robinson, CHI vs. GB 09/05 (7 rec., 0 TD)
101, Beckham, CLE vs. SEA 10/13 (6 rec., 0 TD)
101, M. Jones, DET at PHI 09/22 (6 rec., 1 TD)
101, Ginn, NO vs. HOU 09/09 (7 rec., 0 TD)
101, C. Kupp, LAR at CLE 09/22 (11 rec., 2 TD)
100, S. Shepard, NYG at TB 09/22 (7 rec., 1 TD)
100, McLaurin, WAS at MIA 10/13 (4 rec., 2 TD)
100, Henry, LAC vs. PIT 10/13 (8 rec., 2 TD)
100, A. Brown, TEN at CLE 09/08 (3 rec., 0 TD)

WEEK 7 / THROUGH MONDAY, OCTOBER 21, 2019

100-Yard Rushing Games

225, Fournette, JAX at DEN 09/29 (29 att., 0 TD)
176, McCaffrey, CAR vs. JAX 10/06 (19 att., 2 TD)
174, Mack, IND at LAC 09/08 (ot) (25 att., 1 TD)
165, Chubb, CLE at BAL 09/29 (20 att., 3 TD)
154, Cook, MIN at GB 09/15 (20 att., 1 TD)
153, McCaffrey, CAR at ARI 09/22 (24 att., 1 TD)
152, L. Jackson, BAL vs. CIN 10/13 (19 att., 1 TD)
142, Cook, MIN at DET 10/20 (25 att., 2 TD)
132, Mack, IND at KC 10/06 (29 att., 0 TD)
132, Cook, MIN at NYG 10/06 (21 att., 0 TD)
131, Fournette, JAX at CIN 10/20 (29 att., 0 TD)
128, McCaffrey, CAR vs. LAR 09/08 (19 att., 2 TD)
126, Edmonds, ARI at NYG 10/20 (27 att., 3 TD)
125, Elliott, DAL vs. MIA 09/22 (19 att., 0 TD)
125, K. Johnson, DET vs. KC 09/29 (26 att., 0 TD)
124, Jacobs, OAK at GB 10/20 (21 att., 0 TD)
124, Carson, SEA at CLE 10/13 (24 att., 1 TD)
123, Jacobs, OAK vs. CHI 10/06 (26 att., 2 TD)
122, Chubb, CLE vs. SEA 10/13 (20 att., 2 TD)
121, Breida, SF at CIN 09/15 (12 att., 0 TD)
120, L. Jackson, BAL vs. ARI 09/15 (16 att., 0 TD)
120, Barkley, NYG at DAL 09/08 (11 att., 0 TD)
119, Murray, NO at CHI 10/20 (27 att., 2 TD)
118, Carson, SEA vs. LAR 10/03 (27 att., 0 TD)
118, Peterson, WAS at MIA 10/13 (23 att., 0 TD)
116, A. Jones, GB vs. MIN 09/15 (23 att., 1 TD)
116, L. Jackson, BAL at SEA 10/20 (14 att., 1 TD)
116, Hyde, HOU at KC 10/13 (26 att., 1 TD)
114, Breida, SF vs. CLE 10/07 (11 att., 1 TD)
114, Lindsay, DEN at LAC 10/06 (15 att., 1 TD)
111, Cook, MIN vs. ATL 09/08 (21 att., 2 TD)
111, Elliott, DAL at WAS 09/15 (23 att., 1 TD)
111, Elliott, DAL vs. PHI 10/20 (22 att., 1 TD)
110, Cook, MIN vs. OAK 09/22 (16 att., 1 TD)
109, Gore, BUF vs. NE 09/29 (17 att., 0 TD)
108, Fournette, JAX at CAR 10/06 (23 att., 1 TD)
107, Ingram, BAL at MIA 09/08 (14 att., 2 TD)
107, A. Jones, GB at DAL 10/06 (19 att., 4 TD)
107, Barkley, NYG vs. BUF 09/15 (18 att., 1 TD)
105, Elliott, DAL at NYJ 10/13 (28 att., 1 TD)
104, J. Williams, GB vs. DET 10/14 (14 att., 0 TD)
104, Carson, SEA at ARI 09/29 (22 att., 0 TD)
103, Pollard, DAL vs. MIA 09/22 (13 att., 1 TD)
103, Ingram, BAL at KC 09/22 (16 att., 3 TD)
100, Henry, TEN at ATL 09/29 (27 att., 0 TD)

WEEK 7 / THROUGH MONDAY, OCTOBER 21, 2019

NFL / LEADING PASSERS

Player, Team	Att	Comp	Pct		Avg		Pct			Pct Rating	
			Comp	Yds	Gain	TD	TD	Long	Int	Int	Points
Cousins, Min.	189	132	69.8	1711	9.05	13	6.9	66	3	1.6	114.3
Wilson, Sea.	230	157	68.3	1945	8.46	15	6.5	54	1	0.4	114.1
Mahomes, K.C.	241	157	65.1	2180	9.05	15	6.2	83t	1	0.4	113.1
Allen, Car.	122	80	65.6	901	7.39	7	5.7	52t	0	0.0	106.6
Watson, Hou.	235	163	69.4	1952	8.31	13	5.5	54	5	2.1	104.1
Rodgers, G.B.	250	162	64.8	2019	8.08	13	5.2	74t	2	0.8	103.7
Prescott, Dal.	238	168	70.6	2123	8.92	12	5.0	62	7	2.9	102.6
Rudolph, Pit.	94	63	67.0	646	6.87	7	7.4	76t	2	2.1	102.5
Stafford, Det.	218	136	62.4	1751	8.03	13	6.0	66	3	1.4	101.7
Brissett, Ind.	206	134	65.0	1388	6.74	14	6.8	48t	3	1.5	101.0
Carr, Oak.	189	140	74.1	1410	7.46	8	4.2	48	4	2.1	100.2
Bridgewater, N.O.	195	132	67.7	1370	7.03	9	4.6	45	2	1.0	98.9
Ryan, Atl.	285	202	70.9	2170	7.61	15	5.3	54t	8	2.8	98.7
*Minshew, Jac.	226	139	61.5	1697	7.51	10	4.4	69	2	0.9	95.7
Brady, N.E.	273	180	65.9	1992	7.30	11	4.0	58t	4	1.5	94.8
Keenum, Was.	172	114	66.3	1213	7.05	9	5.2	69t	4	2.3	94.5
L. Jackson, Bal.	215	136	63.3	1650	7.67	11	5.1	83t	5	2.3	94.1
Rivers, LA-C	276	183	66.3	2114	7.66	11	4.0	55t	6	2.2	93.5
Wentz, Phi.	240	147	61.3	1649	6.87	13	5.4	53t	4	1.7	92.9
Mariota, Ten.	159	94	59.1	1179	7.42	7	4.4	75t	2	1.3	91.7
Garoppolo, S.F.	167	114	68.3	1314	7.87	7	4.2	45	6	3.6	90.8
*K. Murray, Ariz	259	167	64.5	1768	6.83	7	2.7	58	4	1.5	86.8
Flacco, Den.	230	151	65.7	1648	7.17	6	2.6	70t	5	2.2	86.3
Winston, T.B.	220	132	60.0	1771	8.05	12	5.5	67t	10	4.5	84.9
Goff, LA-R	283	175	61.8	1995	7.05	9	3.2	66	7	2.5	83.3
Trubisky, Chi.	160	103	64.4	839	5.24	5	3.1	36t	2	1.3	82.8
Allen, Buf.	189	118	62.4	1324	7.01	7	3.7	51	7	3.7	80.2
Dalton, Cin.	286	172	60.1	1923	6.72	8	2.8	66t	8	2.8	77.9
*D. Jones, NY-G	175	107	61.1	1144	6.54	6	3.4	75t	7	4.0	75.0
Newton, Car.	89	50	56.2	572	6.43	0	0.0	44	1	1.1	71.0
R. Fitzpatrick, Mia.	105	62	59.0	717	6.83	3	2.9	49	5	4.8	69.4
Mayfield, Cle.	198	112	56.6	1496	7.56	5	2.5	89t	11	5.6	66.0
Darnold, NY-J	105	62	59.0	599	5.70	3	2.9	92t	5	4.8	64.7
Rosen, Mia.	109	58	53.2	567	5.20	1	0.9	40	5	4.6	52.0

NFL / LEADING PASSERS, RANKS

Player, Team	Att	Comp	Pct		Avg		Pct			Pct Rating	
			Comp	Yds	Gain	TD	TD	Long	Int	Int	Points
Cousins, Min.	21t	19t	4	14	1	5t	2		11t	14	1
Wilson, Sea.	12t	10t	7	9	4	1t	4		2t	3	2
Mahomes, K.C.	8	10t	15	1	2	1t	5		2t	2	3
Allen, Car.	29	29	14	28	17	21t	7		1	1	4
Watson, Hou.	11	8	5	8	5	5t	8		19t	17t	5
Rodgers, G.B.	7	9	17	5	6	5t	13		5t	4	6
Prescott, Dal.	10	6	3	3	3	10t	15		27t	26	7
Rudolph, Pit.	33	30	9	31	24	21t	1		5t	17t	8
Stafford, Det.	16	16t	22	13	8	5t	6		11t	10	9
Brissett, Ind.	18	18	16	21	28	4	3		11t	11	10
Carr, Oak.	21t	14	1	20	15	19t	19		14t	16	11
Bridgewater, N.O.	20	19t	8	22	22	16t	16		5t	6	12
Ryan, Atl.	2	1	2	2	12	1t	11		31t	25	13
*Minshew, Jac.	14	15	24	15	14	15	17		5t	5	14
Brady, N.E.	5	3	12	7	18	12t	21		14t	12	15
Keenum, Was.	25	23t	11	25	20	16t	12		14t	21t	16
L. Jackson, Bal.	17	16t	20	16	10	12t	14		19t	21t	17
Rivers, LA-C	4	2	10	4	11	12t	22		25t	19t	18
Wentz, Phi.	9	13	25	17	25	5t	10		14t	15	19
Mariota, Ten.	28	28	29	26	16	21t	18		5t	9	20
Garoppolo, S.F.	26	23t	6	24	9	21t	20		25t	27	21
*K. Murray, Ariz	6	7	18	12	27	21t	30		14t	13	22
Flacco, Den.	12t	12	13	18	19	27t	31		19t	19t	23
Winston, T.B.	15	19t	28	11	7	10t	9		33	30	24
Goff, LA-R	3	4	23	6	21	16t	25		27t	23	25
Trubisky, Chi.	27	27	19	29	33	29t	26		5t	8	26
Allen, Buf.	21t	22	21	23	23	21t	23		27t	28	27
Dalton, Cin.	1	5	27	10	29	19t	29		31t	24	28
*D. Jones, NY-G	24	26	26	27	30	27t	24		27t	29	29
Newton, Car.	34t	35	33	33	31	44t	34		2t	7	30
R. Fitzpatrick, Mia.	31t	31t	30t	30	26	31t	27t		19t	32t	31
Mayfield, Cle.	19	25	32	19	13	29t	32		34	34	32
Darnold, NY-J	31t	31t	30t	32	32	31t	27t		19t	32t	33
Rosen, Mia.	30	33	34	34	34	37t	33		19t	31	34

WEEK 7 / THROUGH MONDAY, OCTOBER 21, 2019

NFL / FOURTH-QUARTER PASSING LEADERS

Rank	Player, Team	Att	Comp	Comp%	Yards	YPA	TD	TD%	Int	Int%	Rating
1)	Allen, Buf.	32	22	68.8	312	9.75	4	12.5	0	0.0	139.6
2)	Ryan, Atl.	81	66	81.5	700	8.64	8	9.9	1	1.2	130.5
3)	Rudolph, Pit.	17	11	64.7	111	6.53	3	17.6	0	0.0	122.8
4)	Watson, Hou.	58	42	72.4	558	9.62	5	8.6	2	3.4	116.9
5)	Wilson, Sea.	64	41	64.1	506	7.91	4	6.3	0	0.0	109.2
6)	Mariota, Ten.	35	23	65.7	247	7.06	2	5.7	0	0.0	105.3
7)	Bridgewater, N.O.	43	30	69.8	292	6.79	2	4.7	0	0.0	104.0
8)	Stafford, Det.	56	34	60.7	390	6.96	5	8.9	1	1.8	104.0
9)	Tannehill, Ten.	23	19	82.6	224	9.74	1	4.3	1	4.3	103.6
10)	Garoppolo, S.F.	23	17	73.9	140	6.09	1	4.3	0	0.0	103.5
11)	Brady, N.E.	38	24	63.2	261	6.87	2	5.3	0	0.0	100.9
12)	Keenum, Was.	57	38	66.7	342	6.00	3	5.3	0	0.0	100.2
13)	Carr, Oak.	45	36	80.0	374	8.31	1	2.2	1	2.2	99.4
14)	*K. Murray, Ariz	60	40	66.7	457	7.62	3	5.0	1	1.7	99.1
15)	Brissett, Ind.	50	30	60.0	327	6.54	4	8.0	1	2.0	97.7
16)	Allen, Car.	27	16	59.3	129	4.78	2	7.4	0	0.0	96.1
17)	Cousins, Min.	37	26	70.3	333	9.00	1	2.7	1	2.7	95.9
18)	Falk, NY-J	25	19	76.0	164	6.56	0	0.0	0	0.0	92.8
19)	Flacco, Den.	70	46	65.7	461	6.59	3	4.3	1	1.4	92.6
20)	*Minshew, Jac.	75	44	58.7	513	6.84	4	5.3	1	1.3	91.7
21)	Rodgers, G.B.	58	37	63.8	473	8.16	2	3.4	2	3.4	86.4
22)	Mahomes, K.C.	42	23	54.8	282	6.71	1	2.4	0	0.0	83.6
23)	Manning, NY-G	27	18	66.7	181	6.70	1	3.7	1	3.7	82.5
24)	Rivers, LA-C	94	57	60.6	715	7.61	3	3.2	3	3.2	81.6
25)	Trubisky, Chi.	61	38	62.3	315	5.16	2	3.3	1	1.6	79.6
26)	L. Jackson, Bal.	63	38	60.3	451	7.16	2	3.2	2	3.2	79.5
27)	Dalton, Cin.	102	64	62.7	701	6.87	4	3.9	5	4.9	75.7
28)	Goff, LA-R	78	44	56.4	550	7.05	3	3.8	3	3.8	75.3
29)	R. Fitzpatrick, Mia.	45	29	64.4	310	6.89	1	2.2	2	4.4	73.4
30)	Winston, T.B.	71	40	56.3	578	8.14	4	5.6	5	7.0	72.4
31)	Wentz, Phi.	66	38	57.6	397	6.02	1	1.5	2	3.0	67.6
32)	Prescott, Dal.	51	32	62.7	381	7.47	1	2.0	3	5.9	67.5
33)	*D. Jones, NY-G	50	27	54.0	264	5.28	0	0.0	1	2.0	60.8
34)	Darnold, NY-J	31	15	48.4	125	4.03	0	0.0	0	0.0	59.2
35)	Barkley, Buf.	16	9	56.3	127	7.94	0	0.0	1	6.3	56.0
36)	Roethlisberger, Pit.	20	12	60.0	115	5.75	0	0.0	1	5.0	55.2
37)	Daniel, Chi.	16	10	62.5	86	5.38	0	0.0	1	6.3	50.5
38)	Newton, Car.	30	14	46.7	129	4.30	0	0.0	1	3.3	45.0
39)	Mayfield, Cle.	35	18	51.4	178	5.09	0	0.0	6	17.1	26.5
40)	Rosen, Mia.	41	17	41.5	151	3.68	0	0.0	3	7.3	21.5

NFL / THIRD-DOWN PASSING LEADERS

Rank	Player, Team	Att	Comp	Comp%	Yards	YPA	TD	TD%	Int	Int%	Rating
1)	Mahomes, K.C.	50	30	60.0	523	10.46	6	12.0	0	0.0	135.3
2)	Carr, Oak.	53	40	75.5	489	9.23	5	9.4	0	0.0	134.9
3)	Wilson, Sea.	61	40	65.6	523	8.57	5	8.2	1	1.6	112.9
4)	Ryan, Atl.	62	39	62.9	493	7.95	5	8.1	1	1.6	107.8
5)	Wentz, Phi.	65	40	61.5	494	7.60	5	7.7	1	1.5	104.3
6)	Watson, Hou.	60	44	73.3	539	8.98	3	5.0	2	3.3	103.4
7)	L. Jackson, Bal.	50	32	64.0	420	8.40	3	6.0	1	2.0	102.1
8)	Stafford, Det.	60	35	58.3	415	6.92	4	6.7	0	0.0	101.7
9)	Brissett, Ind.	56	34	60.7	432	7.71	4	7.1	1	1.8	101.2
10)	Rodgers, G.B.	60	36	60.0	555	9.25	2	3.3	1	1.7	94.8
11)	*K. Murray, Ariz	75	49	65.3	527	7.03	3	4.0	1	1.3	93.6
12)	Allen, Car.	37	19	51.4	255	6.89	2	5.4	0	0.0	91.6
13)	Prescott, Dal.	54	34	63.0	488	9.04	1	1.9	1	1.9	90.7
14)	*Minshew, Jac.	64	34	53.1	412	6.44	4	6.3	1	1.6	87.5
15)	Rivers, LA-C	70	41	58.6	484	6.91	4	5.7	2	2.9	86.8
16)	Cousins, Min.	49	31	63.3	404	8.24	2	4.1	2	4.1	85.8
17)	Brady, N.E.	71	39	54.9	495	6.97	4	5.6	2	2.8	83.9
18)	Garoppolo, S.F.	46	31	67.4	303	6.59	1	2.2	1	2.2	83.9
19)	Goff, LA-R	68	37	54.4	524	7.71	5	7.4	4	5.9	79.5
20)	*D. Jones, NY-G	46	28	60.9	297	6.46	1	2.2	1	2.2	77.9
21)	Allen, Buf.	41	24	58.5	291	7.10	2	4.9	2	4.9	76.4
22)	Bridgewater, N.O.	53	30	56.6	372	7.02	2	3.8	2	3.8	75.4
23)	Trubisky, Chi.	41	24	58.5	216	5.27	1	2.4	1	2.4	70.8
24)	Mariota, Ten.	48	27	56.3	255	5.31	1	2.1	1	2.1	69.4
25)	Dalton, Cin.	75	41	54.7	470	6.27	0	0.0	1	1.3	68.2
26)	Keenum, Was.	46	27	58.7	264	5.74	1	2.2	2	4.3	64.0
27)	Winston, T.B.	57	32	56.1	346	6.07	2	3.5	3	5.3	63.9
28)	Mayfield, Cle.	53	28	52.8	355	6.70	2	3.8	3	5.7	63.0
29)	Flacco, Den.	65	38	58.5	383	5.89	0	0.0	2	3.1	62.5
30)	Darnold, NY-J	30	14	46.7	118	3.93	1	3.3	4	13.3	28.9

WEEK 7 / THROUGH MONDAY, OCTOBER 21, 2019

NFL / LEADING RUSHERS

Rank	Player, Team	Att	Yards	Avg	Long	TD
1)	Cook, Min.	133	725	5.5	75t	8
2)	Fournette, Jac.	144	715	5.0	81	1
3)	McCaffrey, Car.	127	618	4.9	84t	7
4)	Chubb, Cle.	114	607	5.3	88t	6
5)	Elliott, Dal.	135	602	4.5	27	6
6)	L. Jackson, Bal. (QB)	83	576	6.9	36	3
7)	Carson, Sea.	139	569	4.1	25	2
8)	*Jacobs, Oak.	109	554	5.1	51	4
9)	Mack, Ind.	119	514	4.3	63t	2
10)	Henry, Ten.	135	506	3.7	24	5
11)	Ingram, Bal.	99	470	4.7	49	7
12)	Hyde, Hou.	111	461	4.2	26	3
13)	Lindsay, Den.	95	433	4.6	32	4
14)	Breida, S.F.	73	411	5.6	83t	1
15)	A. Jones, G.B.	101	399	4.0	18t	8
16)	Michel, N.E.	119	390	3.3	26	6
17)	Gore, Buf.	86	388	4.5	41	2
18)	Kamara, N.O.	86	373	4.3	28	1
19)	Howard, Phi.	77	347	4.5	19	4
20)	Bell, NY-J	100	326	3.3	19	1
21)	McCoy, K.C.	60	322	5.4	39	2
22)	Freeman, Den.	76	319	4.2	26	1
23)	Gurley, LA-R	82	311	3.8	25	5
24)	Barkley, NY-G	55	309	5.6	59	2
25)	K. Johnson, Det.	92	308	3.3	14	2
26)	Peterson, Was.	83	307	3.7	25	1
27)	D. Johnson, Ariz	77	300	3.9	18	2
28)	Freeman, Atl.	84	294	3.5	28	0
29)	Edmonds, Ariz	51	287	5.6	37t	4
30)	Jones, T.B.	63	279	4.4	25	2
31)	D. Johnson, Hou.	44	273	6.2	40	0
32)	*Mattison, Min.	55	270	4.9	35	1
33)	*K. Murray, Ariz (QB)	49	266	5.4	24	2
34)	Murray, N.O.	59	257	4.4	30t	3
35)	Mixon, Cin.	84	254	3.0	18	0
36)	Mostert, S.F.	45	249	5.5	20	0
37)	Ekeler, LA-C	69	248	3.6	19	3
38)	Barber, T.B.	69	242	3.5	16t	3
39)	Conner, Pit.	74	235	3.2	21	3
40)	Edwards, Bal.	52	234	4.5	25	0
41)	*Montgomery, Chi.	71	231	3.3	25	2
42)	T. Coleman, S.F.	60	227	3.8	19t	2
43)	*Sanders, Phi.	63	220	3.5	30	0
44)	*Pollard, Dal.	45	209	4.6	28	1
45t)	Watson, Hou. (QB)	35	196	5.6	30	5
45t)	J. Williams, G.B.	43	196	4.6	45	0
47)	Allen, Buf. (QB)	45	190	4.2	15	3
48)	Wilson, Sea. (QB)	39	178	4.6	18	3
49)	Drake, Mia.	47	174	3.7	11	0
50)	*Minshe, Jac. (QB)	30	173	5.8	21	0

WEEK 7 / THROUGH MONDAY, OCTOBER 21, 2019

NFL / THIRD-AND-ONE RUSHING LEADERS

Rank	Player, Team	Att	FD	Pct
1t)	Wentz, Phi.	6	6	100.0
1t)	Ekeler, LA-C	4	4	100.0
1t)	Garoppolo, S.F.	4	4	100.0
1t)	Gurley, LA-R	4	4	100.0
1t)	*K. Murray, Ariz	4	4	100.0
1t)	Ballage, Mia.	3	3	100.0
1t)	Brissett, Ind.	3	3	100.0
1t)	Cook, Min.	3	3	100.0
1t)	Freeman, Atl.	3	3	100.0
1t)	Henry, Ten.	3	3	100.0
1t)	Breida, S.F.	2	2	100.0
1t)	Cousins, Min.	2	2	100.0
1t)	Dalton, Cin.	2	2	100.0
1t)	Drake, Mia.	2	2	100.0
1t)	Goff, LA-R	2	2	100.0
1t)	Howard, Phi.	2	2	100.0
1t)	Ingram, Bal.	2	2	100.0
1t)	L. Jackson, Bal.	2	2	100.0
1t)	D. Johnson, Hou.	2	2	100.0
1t)	*D. Jones, NY-G	2	2	100.0
1t)	Kamara, N.O.	2	2	100.0
1t)	Mariota, Ten.	2	2	100.0
1t)	Sherman, K.C.	2	2	100.0
1t)	Dam. Williams, K.C.	2	2	100.0
25t)	Elliott, Dal.	6	5	83.3
25t)	Hyde, Hou.	6	5	83.3
27t)	*Jacobs, Oak.	5	4	80.0
27t)	Mixon, Cin.	5	4	80.0
29t)	Carson, Sea.	8	6	75.0
29t)	McCoy, K.C.	4	3	75.0
31)	Michel, N.E.	7	5	71.4
32t)	K. Johnson, Det.	6	4	66.7
32t)	Edwards, Bal.	3	2	66.7
32t)	Prescott, Dal.	3	2	66.7
32t)	*Snell, Pit.	3	2	66.7
32t)	Watt, LA-C	3	2	66.7
37t)	D. Johnson, Ariz	5	3	60.0
37t)	Mack, Ind.	5	3	60.0
39)	Fournette, Jac.	6	3	50.0
40)	Gore, Buf.	5	2	40.0

WEEK 7 / THROUGH MONDAY, OCTOBER 21, 2019

NFL / LEADERS IN RECEPTIONS

Rank	Player, Team	Rec	Yards	Avg	Long	TD
1)	Thomas, N.O.	62	763	12.3	42	3
2)	C. Kupp, LA-R	51	572	11.2	66	4
3t)	Hopkins, Hou.	49	508	10.4	38	3
3t)	Ekeler, LA-C (RB)	49	488	10.0	55t	4
5)	Hooper, Atl. (TE)	46	526	11.4	30	4
6t)	Edelman, N.E.	45	496	11.0	36	2
6t)	T. Boyd, Cin.	45	471	10.5	47	1
8t)	K. Allen, LA-C	44	564	12.8	34	3
8t)	Waller, Oak. (TE)	44	485	11.0	48	2
10)	Godwin, T.B.	43	662	15.4	30	6
11)	Robinson, Chi.	41	464	11.3	32	3
12t)	J. Jones, Atl.	40	560	14.0	54t	4
12t)	Lockett, Sea.	40	515	12.9	44t	4
14t)	Cooper, Dal.	38	621	16.3	53t	5
14t)	Kelce, K.C. (TE)	38	541	14.2	42	1
14t)	White, N.E. (RB)	38	283	7.4	32	1
17t)	Sutton, Den.	36	564	15.7	70t	3
17t)	Andrews, Bal. (TE)	36	449	12.5	39	3
17t)	Fitzgerald, Ariz	36	439	12.2	54	2
17t)	Woods, LA-R	36	435	12.1	37	0
21t)	Ertz, Phi. (TE)	35	404	11.5	26	1
21t)	McCaffrey, Car. (RB)	35	305	8.7	25t	2
23t)	Fuller, Hou.	34	450	13.2	54	3
23t)	Engram, NY-G (TE)	34	379	11.1	75t	2
23t)	Kittle, S.F. (TE)	34	376	11.1	45	1
26t)	Chark, Jac.	33	581	17.6	69	5
26t)	Brown, Buf.	33	473	14.3	38t	2
26t)	Moore, Car.	33	425	12.9	52t	1
26t)	Sanu, Atl.	33	313	9.5	28	1
26t)	Kamara, N.O. (RB)	33	276	8.4	41	1
31t)	Westbrook, Jac.	32	383	12.0	33	1
31t)	Crowder, NY-J	32	298	9.3	30	0
33t)	Diggs, Min.	30	562	18.7	66	4
33t)	M. Jones, Det.	30	387	12.9	33	5
33t)	Sanders, Den.	30	367	12.2	53	2
33t)	D. Johnson, Ariz (RB)	30	315	10.5	31	3
33t)	Hilton, Ind.	30	306	10.2	26	5
33t)	Beasley, Buf.	30	283	9.4	51	1
39t)	Beckham, Cle.	29	436	15.0	89t	1
39t)	Ridley, Atl.	29	373	12.9	34t	4
39t)	Bell, NY-J (RB)	29	175	6.0	17	1
39t)	Cohen, Chi. (RB)	29	147	5.1	24	1
43)	Fournette, Jac. (RB)	28	203	7.3	20	0
44t)	M. Evans, T.B.	27	464	17.2	67t	4
44t)	Gallup, Dal.	27	421	15.6	62	1
44t)	Cooks, LA-R	27	402	14.9	57	1
44t)	Thielen, Min.	27	391	14.5	44	6
44t)	Thompson, Was. (RB)	27	276	10.2	39	0
44t)	Freeman, Atl. (RB)	27	209	7.7	28	3
44t)	A. Jones, G.B. (RB)	27	196	7.3	22	1

WEEK 7 / THROUGH MONDAY, OCTOBER 21, 2019**NFL / RECEIVING YARDAGE LEADERS**

Rank	Player, Team	Yards	Rec	Avg	Long	TD
1)	Thomas, N.O.	763	62	12.3	42	3
2)	Godwin, T.B.	662	43	15.4	30	6
3)	Cooper, Dal.	621	38	16.3	53t	5
4)	Chark, Jac.	581	33	17.6	69	5
5)	C. Kupp, LA-R	572	51	11.2	66	4
6t)	K. Allen, LA-C	564	44	12.8	34	3
6t)	Sutton, Den.	564	36	15.7	70t	3
8)	Diggs, Min.	562	30	18.7	66	4
9)	J. Jones, Atl.	560	40	14.0	54t	4
10)	Kelce, K.C. (TE)	541	38	14.2	42	1
11)	Hooper, Atl. (TE)	526	46	11.4	30	4
12)	Lockett, Sea.	515	40	12.9	44t	4
13)	Hopkins, Hou.	508	49	10.4	38	3
14)	Edelman, N.E.	496	45	11.0	36	2
15)	Ekeler, LA-C (RB)	488	49	10.0	55t	4
16)	Waller, Oak. (TE)	485	44	11.0	48	2
17)	Brown, Buf.	473	33	14.3	38t	2
18)	T. Boyd, Cin.	471	45	10.5	47	1
19t)	M. Evans, T.B.	464	27	17.2	67t	4
19t)	Robinson, Chi.	464	41	11.3	32	3
21)	Fuller, Hou.	450	34	13.2	54	3
22)	Andrews, Bal. (TE)	449	36	12.5	39	3
23t)	Fitzgerald, Ariz	439	36	12.2	54	2
23t)	Landry, Cle.	439	25	17.6	65	0
25)	Beckham, Cle.	436	29	15.0	89t	1
26)	Woods, LA-R	435	36	12.1	37	0
27)	Moore, Car.	425	33	12.9	52t	1
28)	Gallup, Dal.	421	27	15.6	62	1
29)	*McLaurin, Was.	419	24	17.5	69t	5
30)	Valdes-Scantling, G.B.	416	21	19.8	74t	2
31)	Ertz, Phi. (TE)	404	35	11.5	26	1
32)	Cooks, LA-R	402	27	14.9	57	1
33)	Thielen, Min.	391	27	14.5	44	6
34)	*Metcalf, Sea.	389	20	19.5	54	2
35)	M. Jones, Det.	387	30	12.9	33	5
36)	Golladay, Det.	385	25	15.4	66	4
37)	Westbrook, Jac.	383	32	12.0	33	1
38)	Ingram, NY-G (TE)	379	34	11.1	75t	2
39)	D. Adams, G.B.	378	25	15.1	58	0
40)	Kittle, S.F. (TE)	376	34	11.1	45	1
41)	Ridley, Atl.	373	29	12.9	34t	4
42)	Sanders, Den.	367	30	12.2	53	2
43)	Watkins, K.C.	365	23	15.9	68t	3
44)	M. Williams, LA-C	350	23	15.2	47	0
45)	Smith-Schuster, Pit.	340	25	13.6	76t	2
46)	*A. Brown, Ten.	337	20	16.9	55t	2
47)	Ross, Cin.	328	16	20.5	66t	3
48t)	*M. Brown, Bal.	326	21	15.5	83t	3
48t)	Conley, Jac.	326	17	19.2	47	1
48t)	Tate, Cin.	326	22	14.8	33	1

WEEK 7 / THROUGH MONDAY, OCTOBER 21, 2019

NFL / THIRD-DOWN RECEIVING LEADERS

Rank	Player, Team	Rec	Yards	Avg	Long	TD
1t)	Andrews, Bal. (TE)	17	157	9.2	28	1
1t)	White, N.E. (RB)	17	147	8.6	26	1
3)	C. Kupp, LA-R	16	236	14.8	66	3
4)	Kittle, S.F. (TE)	15	143	9.5	16	0
5)	Hopkins, Hou.	14	131	9.4	34	1
6t)	Thomas, N.O.	12	195	16.3	34	0
6t)	K. Allen, LA-C	12	184	15.3	31	2
8t)	Sutton, Den.	11	176	16.0	52	0
8t)	Godwin, T.B.	11	150	13.6	28	1
8t)	Moore, Car.	11	148	13.5	52	0
11t)	M. Jones, Det.	10	149	14.9	33	1
11t)	Thielen, Min.	10	139	13.9	30	1
11t)	J. Jones, Atl.	10	134	13.4	27	0
11t)	Robinson, Chi.	10	125	12.5	32	0
11t)	T. Boyd, Cin.	10	121	12.1	26	0
11t)	Crowder, NY-J	10	116	11.6	30	0
11t)	Bell, NY-J (RB)	10	60	6.0	13	1
18t)	Brown, Buf.	9	172	19.1	38t	1
18t)	Fuller, Hou.	9	132	14.7	44t	1
18t)	Kelce, K.C. (TE)	9	120	13.3	34	0
18t)	Cook, N.O. (TE)	9	115	12.8	31	1
18t)	Fitzgerald, Ariz	9	111	12.3	41	1
18t)	Lockett, Sea.	9	105	11.7	33	1
18t)	Eifert, Cin. (TE)	9	71	7.9	14	0
18t)	D. Johnson, Ariz (RB)	9	65	7.2	14t	1
18t)	Ekeler, LA-C (RB)	9	42	4.7	11	0
27t)	Chark, Jac.	8	160	20.0	35t	3
27t)	Williams, Oak.	8	145	18.1	43	3
27t)	Sanu, Atl.	8	107	13.4	28	0
27t)	Woods, LA-R	8	104	13.0	22	0
27t)	Ertz, Phi. (TE)	8	98	12.3	21	0
27t)	S. Shepard, NY-G	8	98	12.3	26	1
27t)	Hilton, Ind.	8	97	12.1	25	1
27t)	Agholor, Phi.	8	86	10.8	20t	2
27t)	Golladay, Det.	8	83	10.4	22	1
27t)	Waller, Oak. (TE)	8	80	10.0	30	1
27t)	Humphries, Ten.	8	73	9.1	14	0
27t)	Jeffery, Phi.	8	70	8.8	16	1
27t)	Freeman, Den. (RB)	8	48	6.0	15	0
40t)	Valdes-Scantling, G.B.	7	155	22.1	74t	1
40t)	*Metcalf, Sea.	7	140	20.0	37	1
40t)	D. Adams, G.B.	7	109	15.6	40	0
40t)	Ridley, Atl.	7	98	14.0	34t	2
40t)	Hooper, Atl. (TE)	7	97	13.9	19	1
40t)	M. Williams, LA-C	7	93	13.3	18	0
40t)	Conner, Pit. (RB)	7	89	12.7	26t	2
40t)	J. Brown, Sea.	7	81	11.6	32	2
40t)	Edelman, N.E.	7	74	10.6	16	1
40t)	*D. Johnson, Pit.	7	67	9.6	17	0
40t)	De. Walker, Ten. (TE)	7	65	9.3	18	0
40t)	Lindsay, Den. (RB)	7	64	9.1	19	0
40t)	Cook, Min. (RB)	7	61	8.7	18	0
40t)	Beasley, Buf.	7	59	8.4	12	0
40t)	Ingram, NY-G (TE)	7	51	7.3	13	0
40t)	Cohen, Chi. (RB)	7	47	6.7	24	0
40t)	Thompson, Was. (RB)	7	45	6.4	11	0
40t)	Fournette, Jac. (RB)	7	33	4.7	9	0
40t)	D. Lewis, Ten. (RB)	7	23	3.3	11	0

WEEK 7 / THROUGH MONDAY, OCTOBER 21, 2019

NFL / LEADING SCORERS, NONKICKERS

Rank	Player, Team	TD	Rush	Rec	Ret	X2	Pts
1t)	A. Jones, G.B. (RB)	9	8	1	0	0	54
1t)	McCaffrey, Car. (RB)	9	7	2	0	0	54
3)	Cook, Min. (RB)	8	8	0	0	0	48
4)	Ingram, Bal. (RB)	7	7	0	0	1	44
5t)	Ekeler, LA-C (RB)	7	3	4	0	0	42
5t)	Thielen, Min. (WR)	7	1	6	0	0	42
7t)	Chubb, Cle. (RB)	6	6	0	0	0	36
7t)	Elliott, Dal. (RB)	6	6	0	0	0	36
7t)	Godwin, T.B. (WR)	6	0	6	0	0	36
7t)	Gurley, LA-R (RB)	6	5	1	0	0	36
7t)	Henry, Ten. (RB)	6	5	1	0	0	36
7t)	Michel, N.E. (RB)	6	6	0	0	0	36
13t)	Chark, Jac. (WR)	5	0	5	0	0	30
13t)	Conner, Pit. (RB)	5	3	2	0	0	30
13t)	Cooper, Dal. (WR)	5	0	5	0	0	30
13t)	Edmonds, Ariz (RB)	5	4	1	0	0	30
13t)	Hilton, Ind. (WR)	5	0	5	0	0	30
13t)	Howard, Phi. (RB)	5	4	1	0	0	30
13t)	D. Johnson, Ariz (RB)	5	2	3	0	0	30
13t)	M. Jones, Det. (WR)	5	0	5	0	0	30
13t)	*McLaurin, Was. (WR)	5	0	5	0	0	30
13t)	Watson, Hou. (QB)	5	5	0	0	0	30
23t)	M. Evans, T.B. (WR)	4	0	4	0	1	26
23t)	Hooper, Atl. (TE)	4	0	4	0	1	26
25t)	Carson, Sea. (RB)	4	2	2	0	0	24
25t)	Diggs, Min. (WR)	4	0	4	0	0	24
25t)	Dissly, Sea. (TE)	4	0	4	0	0	24
25t)	Dorsett, N.E. (WR)	4	0	4	0	0	24
25t)	Golladay, Det. (WR)	4	0	4	0	0	24
25t)	*Jacobs, Oak. (RB)	4	4	0	0	0	24
25t)	Jeffery, Phi. (WR)	4	1	3	0	0	24
25t)	J. Jones, Atl. (WR)	4	0	4	0	0	24
25t)	C. Kupp, LA-R (WR)	4	0	4	0	0	24
25t)	Lindsay, Den. (RB)	4	4	0	0	0	24
25t)	Lockett, Sea. (WR)	4	0	4	0	0	24
25t)	Ridley, Atl. (WR)	4	0	4	0	0	24
25t)	Williams, Oak. (WR)	4	0	4	0	0	24
25t)	Wilson, S.F. (RB)	4	4	0	0	0	24
39t)	Allen, Buf. (QB)	3	3	0	0	1	20
39t)	Hopkins, Hou. (WR)	3	0	3	0	1	20
39t)	Pascal, Ind. (WR)	3	0	3	0	0	20
42t)	Agholor, Phi. (WR)	3	0	3	0	0	18
42t)	K. Allen, LA-C (WR)	3	0	3	0	0	18
42t)	Andrews, Bal. (TE)	3	0	3	0	0	18
42t)	Barber, T.B. (RB)	3	3	0	0	0	18
42t)	Bolden, N.E. (RB)	3	2	1	0	0	18
42t)	Brady, N.E. (QB)	3	3	0	0	0	18
42t)	*M. Brown, Bal. (WR)	3	0	3	0	0	18
42t)	Dalton, Cin. (QB)	3	3	0	0	0	18
42t)	Ebron, Ind. (TE)	3	0	3	0	0	18
42t)	Fells, Hou. (TE)	3	0	3	0	0	18
42t)	Freeman, Atl. (RB)	3	0	3	0	0	18
42t)	Fuller, Hou. (WR)	3	0	3	0	0	18
42t)	Gabriel, Chi. (WR)	3	0	3	0	0	18
42t)	Gallman, NY-G (RB)	3	2	1	0	0	18
42t)	Graham, G.B. (TE)	3	0	3	0	0	18
42t)	*Hardman, K.C. (WR)	3	0	3	0	0	18
42t)	Hill, K.C. (WR)	3	0	3	0	0	18
42t)	Hyde, Hou. (RB)	3	3	0	0	0	18
42t)	L. Jackson, Bal. (QB)	3	3	0	0	0	18
42t)	K. Johnson, Det. (RB)	3	2	1	0	0	18
42t)	McCoy, K.C. (RB)	3	2	1	0	0	18
42t)	Murray, N.O. (RB)	3	3	0	0	0	18
42t)	D. Parker, Mia. (WR)	3	0	3	0	0	18
42t)	Prescott, Dal. (QB)	3	3	0	0	0	18
42t)	Robinson, Chi. (WR)	3	0	3	0	0	18
42t)	Robinson, K.C. (WR)	3	0	3	0	0	18
42t)	Ross, Cin. (WR)	3	0	3	0	0	18
42t)	Samuel, Car. (WR)	3	1	2	0	0	18
42t)	Sutton, Den. (WR)	3	0	3	0	0	18
42t)	Thomas, N.O. (WR)	3	0	3	0	0	18
42t)	Watkins, K.C. (WR)	3	0	3	0	0	18
42t)	J. Williams, G.B. (RB)	3	0	3	0	0	18
42t)	Wilson, Sea. (QB)	3	3	0	0	0	18

WEEK 7 / THROUGH MONDAY, OCTOBER 21, 2019**NFL / LEADING SCORERS, KICKERS**

Rank	Player, Team	PAT	FG	Pct	Long	Pts
1)	Tucker, Bal.	20/20	16/16	1.000	51	68
2)	Gonzalez, Ariz	13/13	18/21	.857	47	67
3t)	Butker, K.C.	22/23	14/16	.875	46	64
3t)	Lambo, Jac.	10/10	18/18	1.000	48	64
3t)	Zuerlein, LA-R	19/19	15/19	.789	58	64
6)	Lutz, N.O.	15/16	15/18	.833	58	60
7)	*Slye, Car.	17/18	13/18	.722	55	56
8)	Prater, Det.	14/15	13/15	.867	55	53
9t)	Crosby, G.B.	22/22	10/11	.909	48	52
9t)	Gould, S.F.	16/16	12/19	.632	47	52
9t)	Maher, Dal.	22/22	10/14	.714	63	52
12)	*Gay, T.B.	16/18	11/13	.846	58	49
13)	Bailey, Min.	22/23	8/10	.800	50	46
14t)	Boswell, Pit.	12/12	11/11	1.000	49	45
14t)	Fairbairn, Hou.	18/22	9/12	.750	50	45
16)	McManus, Den.	8/ 9	12/15	.800	53	44
17)	Myers, Sea.	19/20	8/11	.727	42	43
18)	Bullock, Cin.	12/12	10/12	.833	48	42
19)	Elliott, Phi.	17/17	8/ 8	1.000	53	41
20)	Pineiro, Chi.	11/11	9/10	.900	53	38
21)	Vinatieri, Ind.	13/16	8/11	.727	49	37
22)	Bryant, Atl.	14/15	7/10	.700	52	35
23)	*Seibert, Cle.	10/12	8/ 8	1.000	48	34
24)	Hauschka, Buf.	12/12	7/ 9	.778	46	33
25)	Gostkowski, N.E.	11/15	7/ 8	.875	41	32
26)	Carlson, Oak.	16/16	5/ 6	.833	45	31
27)	Long, LA-C	9/ 9	7/ 9	.778	51	30
28)	Rosas, NY-G	16/16	4/ 6	.667	36	28
29t)	Hopkins, Was.	9/ 9	5/ 8	.625	48	24
29t)	Santos, Ten.	12/12	4/ 9	.444	53	24
31t)	Nugent, N.E.	12/13	3/ 4	.750	37	21
31t)	Sanders, Mia.	6/ 6	5/ 8	.625	54	21
33)	*McLaughlin, Min.-LA-C	5/ 5	5/ 7	.714	50	20
34)	Ficken, NY-J	5/ 5	2/ 3	.667	46	11
35)	Parkey, Ten.	2/ 3	1/ 1	1.000	45	5
36)	Vedvik, NY-J	0/ 1	0/ 1	.000	--	0

NFL / TOUCHBACKS ON KICKOFFS

Rank	Player, Team	TB
1t)	Butker, K.C.	33
1t)	Pinion, T.B.	33
1t)	*Slye, Car.	33
4t)	Bailey, Min.	32
4t)	Zuerlein, LA-R	32
6t)	Lutz, N.O.	28
6t)	Myers, Sea.	28
8t)	Crosby, G.B.	27
8t)	Elliott, Phi.	27
10t)	Maher, Dal.	26
10t)	Tucker, Bal.	26
12)	McManus, Den.	24
13)	Sanchez, Ind.	22
14t)	Bullock, Cin.	21
14t)	Gostkowski, N.E.	21
14t)	Rosas, NY-G	21
17t)	Fairbairn, Hou.	20
17t)	Hauschka, Buf.	20
17t)	Lambo, Jac.	20
20)	Gonzalez, Ariz	19
21)	Boswell, Pit.	17
22t)	Carlson, Oak.	16
22t)	Hopkins, Was.	16
22t)	*Wishnowsky, S.F.	16
25t)	*Bailey, N.E.	14
25t)	*Seibert, Cle.	14
27)	Sanders, Mia.	13
28t)	Long, LA-C	12
28t)	Santos, Ten.	12
30t)	Martin, Det.	10
30t)	O'Donnell, Chi.	10
32)	Ficken, NY-J	9
33t)	*McLaughlin, Min.-LA-C	7
33t)	Redfern, Atl.	7
33t)	Wile, Atl.	7
36)	Pineiro, Chi.	6
37)	Parkey, Ten.	5
38)	Bosher, Atl.	4
39)	Vedvik, NY-J	3
40)	Cooke, Jac.	1

WEEK 7 / THROUGH MONDAY, OCTOBER 21, 2019

NFL / MOST YARDS FROM SCRIMMAGE

Rank	Player, Team	Total			Rushing			Receiving		
		Yards	Att+Rec	Avg	Yards	Att	Avg	Yards	Rec	Avg
1)	Cook, Min. (RB)	945	157	6.0	725	133	5.5	220	24	9.2
2)	McCaffrey, Car. (RB)	923	162	5.7	618	127	4.9	305	35	8.7
3)	Fournette, Jac. (RB)	918	172	5.3	715	144	5.0	203	28	7.3
4)	Elliott, Dal. (RB)	778	159	4.9	602	135	4.5	176	24	7.3
5)	Thomas, N.O. (WR)	763	62	12.3	0	0	---	763	62	12.3
6)	Ekeler, LA-C (RB)	736	118	6.2	248	69	3.6	488	49	10.0
7)	Chubb, Cle. (RB)	735	134	5.5	607	114	5.3	128	20	6.4
8)	Carson, Sea. (RB)	718	161	4.5	569	139	4.1	149	22	6.8
9)	Godwin, T.B. (WR)	662	43	15.4	0	0	---	662	43	15.4
10)	Kamara, N.O. (RB)	649	119	5.5	373	86	4.3	276	33	8.4
11)	*Jacobs, Oak. (RB)	641	118	5.4	554	109	5.1	87	9	9.7
12)	Henry, Ten. (RB)	626	142	4.4	506	135	3.7	120	7	17.1
13)	Cooper, Dal. (WR)	621	38	16.3	0	0	---	621	38	16.3
14)	D. Johnson, Ariz (RB)	615	107	5.7	300	77	3.9	315	30	10.5
15)	Chark, Jac. (WR)	601	34	17.7	20	1	20.0	581	33	17.6
16)	A. Jones, G.B. (RB)	595	128	4.6	399	101	4.0	196	27	7.3
17)	Diggs, Min. (WR)	580	32	18.1	18	2	9.0	562	30	18.7
18t)	L. Jackson, Bal. (QB)	576	83	6.9	576	83	6.9	0	0	---
18t)	C. Kupp, LA-R (WR)	576	53	10.9	4	2	2.0	572	51	11.2
18t)	Lindsay, Den. (RB)	576	115	5.0	433	95	4.6	143	20	7.2
21)	Mack, Ind. (RB)	568	129	4.4	514	119	4.3	54	10	5.4
22)	K. Allen, LA-C (WR)	567	45	12.6	3	1	3.0	564	44	12.8
23)	Ingram, Bal. (RB)	566	111	5.1	470	99	4.7	96	12	8.0
24)	Sutton, Den. (WR)	564	36	15.7	0	0	---	564	36	15.7
25)	J. Jones, Atl. (WR)	561	41	13.7	1	1	1.0	560	40	14.0
26)	Kelce, K.C. (TE)	541	38	14.2	0	0	---	541	38	14.2
27)	Hooper, Atl. (TE)	526	46	11.4	0	0	---	526	46	11.4
28)	Edelman, N.E. (WR)	525	50	10.5	29	5	5.8	496	45	11.0
29)	Hopkins, Hou. (WR)	508	49	10.4	0	0	---	508	49	10.4
30)	Lockett, Sea. (WR)	507	43	11.8	-8	3	-2.7	515	40	12.9
31)	Freeman, Atl. (RB)	503	111	4.5	294	84	3.5	209	27	7.7
32)	Bell, NY-J (RB)	501	129	3.9	326	100	3.3	175	29	6.0
33)	Woods, LA-R (WR)	500	44	11.4	65	8	8.1	435	36	12.1
34)	Freeman, Den. (RB)	496	101	4.9	319	76	4.2	177	25	7.1
35)	Waller, Oak. (TE)	492	45	10.9	7	1	7.0	485	44	11.0
36)	Breida, S.F. (RB)	485	84	5.8	411	73	5.6	74	11	6.7
37)	Hyde, Hou. (RB)	483	117	4.1	461	111	4.2	22	6	3.7
38)	Brown, Buf. (WR)	477	34	14.0	4	1	4.0	473	33	14.3
39)	T. Boyd, Cin. (WR)	474	46	10.3	3	1	3.0	471	45	10.5
40)	Conner, Pit. (RB)	466	100	4.7	235	74	3.2	231	26	8.9
41t)	M. Evans, T.B. (WR)	464	27	17.2	0	0	---	464	27	17.2
41t)	Robinson, Chi. (WR)	464	41	11.3	0	0	---	464	41	11.3
43)	Cooks, LA-R (WR)	453	32	14.2	51	5	10.2	402	27	14.9
44)	Beckham, Cle. (WR)	451	31	14.5	15	2	7.5	436	29	15.0
45t)	Fuller, Hou. (WR)	450	34	13.2	0	0	---	450	34	13.2
45t)	Moore, Car. (WR)	450	35	12.9	25	2	12.5	425	33	12.9
45t)	*Sanders, Phi. (RB)	450	79	5.7	220	63	3.5	230	16	14.4
48t)	Andrews, Bal. (TE)	449	36	12.5	0	0	---	449	36	12.5
48t)	Landry, Cle. (WR)	449	26	17.3	10	1	10.0	439	25	17.6
50)	Michel, N.E. (RB)	441	125	3.5	390	119	3.3	51	6	8.5

WEEK 7 / THROUGH MONDAY, OCTOBER 21, 2019**NFL / LEADERS IN FIRST DOWNS**

Rank	Player, Team	Rush	Rec	Tot
1)	Fournette, Jac. (RB)	32	13	45
2)	Cook, Min. (RB)	33	11	44
3)	Elliott, Dal. (RB)	35	8	43
4)	Carson, Sea. (RB)	36	6	42
5)	McCaffrey, Car. (RB)	22	18	40
6)	Ekeler, LA-C (RB)	17	22	39
7)	Godwin, T.B. (WR)	0	38	38
8)	Thomas, N.O. (WR)	0	37	37
9t)	Ingram, Bal. (RB)	28	6	34
9t)	A. Jones, G.B. (RB)	25	9	34
11)	D. Johnson, Ariz (RB)	19	14	33
12)	Hopkins, Hou. (WR)	0	32	32
13t)	Hyde, Hou. (RB)	30	1	31
13t)	*Jacobs, Oak. (RB)	28	3	31
13t)	Mack, Ind. (RB)	31	0	31
13t)	Michel, N.E. (RB)	27	4	31
17t)	K. Allen, LA-C (WR)	0	30	30
17t)	Henry, Ten. (RB)	28	2	30
17t)	L. Jackson, Bal. (QB)	30	0	30
17t)	J. Jones, Atl. (WR)	0	30	30
17t)	Kamara, N.O. (RB)	18	12	30
22t)	Kelce, K.C. (TE)	0	28	28
22t)	Lindsay, Den. (RB)	20	8	28
24)	Robinson, Chi. (WR)	0	27	27
25t)	Brown, Buf. (WR)	0	26	26
25t)	Chubb, Cle. (RB)	20	6	26
25t)	Conner, Pit. (RB)	14	12	26
25t)	Hooper, Atl. (TE)	0	26	26
25t)	Sutton, Den. (WR)	0	26	26
30t)	Cooper, Dal. (WR)	0	25	25
30t)	C. Kupp, LA-R (WR)	0	25	25
30t)	Lockett, Sea. (WR)	0	25	25
30t)	Moore, Car. (WR)	2	23	25
30t)	Woods, LA-R (WR)	3	22	25
35t)	Edelman, N.E. (WR)	2	22	24
35t)	Freeman, Atl. (RB)	16	8	24
35t)	Waller, Oak. (TE)	0	24	24
38t)	Bell, NY-J (RB)	14	9	23
38t)	Chark, Jac. (WR)	1	22	23
38t)	Cooks, LA-R (WR)	3	20	23
38t)	K. Johnson, Det. (RB)	16	7	23
42t)	Andrews, Bal. (TE)	0	22	22
42t)	T. Boyd, Cin. (WR)	0	22	22
42t)	Golladay, Det. (WR)	0	22	22
42t)	Gore, Buf. (RB)	20	2	22
42t)	Gurley, LA-R (RB)	19	3	22
42t)	Howard, Phi. (RB)	20	2	22
42t)	White, N.E. (RB)	4	18	22
49t)	Breida, S.F. (RB)	16	5	21
49t)	M. Jones, Det. (WR)	0	21	21
49t)	Kittle, S.F. (TE)	1	20	21
49t)	*McLaurin, Was. (WR)	0	21	21
49t)	Ridley, Atl. (WR)	0	21	21

WEEK 7 / THROUGH MONDAY, OCTOBER 21, 2019

NFL / LEADING PUNTERS

Rank	Player, Team	No	Yards	Lg	Avg	TB	Blk	Dwn	OB	Opp Ret	In Yds	Net 20	Avg
1)	Way, Was.	37	1850	66	50.0	1	0	2	4	20	182	14	44.5
2)	Scott, G.B.	35	1722	66	49.2	2	0	4	3	14	129	14	44.4
3)	Lee, Ariz	23	1100	59	47.8	2	1	3	3	13	77	9	41.0
4)	Palardy, Car.	28	1337	58	47.8	1	0	2	2	17	107	12	43.2
5)	*Cole, Oak.	24	1144	60	47.7	2	0	1	1	14	176	11	38.7
6)	Johnston, Phi.	25	1191	60	47.6	0	0	1	2	11	77	12	44.6
7)	Long, LA-C	20	946	60	47.3	0	0	1	0	14	106	9	42.0
8)	Berry, Pit.	26	1225	62	47.1	2	0	4	0	11	107	9	41.5
9)	Kern, Ten.	42	1970	70	46.9	2	0	4	13	13	123	25	43.0
10)	Edwards, NY-J	41	1916	63	46.7	0	0	8	4	23	169	14	42.6
11)	Haack, Mia.	31	1448	62	46.7	1	0	5	2	12	88	9	43.2
12t)	Hekker, LA-R	21	980	71	46.7	0	1	3	4	10	96	5	40.2
12t)	Koch, Bal.	18	840	57	46.7	3	0	1	1	6	34	10	41.4
14)	Colquitt, Min.	24	1119	59	46.6	0	0	2	1	13	95	8	42.7
15)	O'Donnell, Chi.	32	1485	75	46.4	1	1	5	2	17	122	8	40.7
16)	*Gillan, Cle.	28	1289	71	46.0	1	1	8	4	5	51	16	42.0
17)	M. Dickson, Sea.	31	1417	60	45.7	3	0	2	4	15	129	12	39.6
18)	Cooke, Jac.	35	1599	61	45.7	1	0	4	7	9	35	13	44.1
19)	Morstead, N.O.	30	1363	64	45.4	0	0	3	3	10	74	19	43.0
20)	Wadman, Den.	36	1629	64	45.3	4	0	3	8	13	159	13	38.6
21)	Dixon, NY-G	28	1259	58	45.0	1	1	6	5	11	49	13	41.0
22)	Sanchez, Ind.	20	892	60	44.6	1	0	2	3	9	44	6	41.4
23)	*Bailey, N.E.	38	1681	63	44.2	1	0	3	10	12	76	17	41.7
24)	Colquitt, K.C.	22	966	68	43.9	2	0	3	1	8	31	9	40.7
25)	*Wishnowsky, S.F.	17	745	60	43.8	1	0	6	2	5	2	7	42.5
26)	Martin, Det.	27	1183	62	43.8	2	0	6	4	10	23	12	41.5
27)	Huber, Cin.	34	1489	63	43.8	2	0	5	1	11	55	12	41.0
28)	Pinion, T.B.	26	1134	63	43.6	2	0	7	0	9	70	7	39.4
29)	C. Jones, Dal.	22	944	58	42.9	1	0	1	2	9	70	10	38.8
30)	Bojorquez, Buf.	29	1235	64	42.6	5	1	3	5	8	104	13	34.4

NFL / LEADING PUNTERS, NET AVERAGE

Rank	Player, Team	No	Yards	Lg	Avg	TB	Blk	Dwn	OB	Opp Ret	In Yds	Net 20	Avg
1)	Johnston, Phi.	25	1191	60	47.6	0	0	1	2	11	77	12	44.6
2)	Way, Was.	37	1850	66	50.0	1	0	2	4	20	182	14	44.5
3)	Scott, G.B.	35	1722	66	49.2	2	0	4	3	14	129	14	44.4
4)	Cooke, Jac.	35	1599	61	45.7	1	0	4	7	9	35	13	44.1
5)	Haack, Mia.	31	1448	62	46.7	1	0	5	2	12	88	9	43.2
6)	Palardy, Car.	28	1337	58	47.8	1	0	2	2	17	107	12	43.2
7)	Kern, Ten.	42	1970	70	46.9	2	0	4	13	13	123	25	43.0
8)	Morstead, N.O.	30	1363	64	45.4	0	0	3	3	10	74	19	43.0
9)	Colquitt, Min.	24	1119	59	46.6	0	0	2	1	13	95	8	42.7
10)	Edwards, NY-J	41	1916	63	46.7	0	0	8	4	23	169	14	42.6
11)	*Wishnowsky, S.F.	17	745	60	43.8	1	0	6	2	5	2	7	42.5
12t)	*Gillan, Cle.	28	1289	71	46.0	1	1	8	4	5	51	16	42.0
12t)	Long, LA-C	20	946	60	47.3	0	0	1	0	14	106	9	42.0
14)	*Bailey, N.E.	38	1681	63	44.2	1	0	3	10	12	76	17	41.7
15)	Martin, Det.	27	1183	62	43.8	2	0	6	4	10	23	12	41.5
16)	Berry, Pit.	26	1225	62	47.1	2	0	4	0	11	107	9	41.5
17)	Koch, Bal.	18	840	57	46.7	3	0	1	1	6	34	10	41.4
18)	Sanchez, Ind.	20	892	60	44.6	1	0	2	3	9	44	6	41.4
19)	Dixon, NY-G	28	1259	58	45.0	1	1	6	5	11	49	13	41.0
20)	Huber, Cin.	34	1489	63	43.8	2	0	5	1	11	55	12	41.0
21)	Lee, Ariz	23	1100	59	47.8	2	1	3	3	13	77	9	41.0
22)	O'Donnell, Chi.	32	1485	75	46.4	1	1	5	2	17	122	8	40.7
23)	Colquitt, K.C.	22	966	68	43.9	2	0	3	1	8	31	9	40.7
24)	Hekker, LA-R	21	980	71	46.7	0	1	3	4	10	96	5	40.2
25)	M. Dickson, Sea.	31	1417	60	45.7	3	0	2	4	15	129	12	39.6
26)	Pinion, T.B.	26	1134	63	43.6	2	0	7	0	9	70	7	39.4
27)	C. Jones, Dal.	22	944	58	42.9	1	0	1	2	9	70	10	38.8
28)	*Cole, Oak.	24	1144	60	47.7	2	0	1	1	14	176	11	38.7
29)	Wadman, Den.	36	1629	64	45.3	4	0	3	8	13	159	13	38.6
30)	Bojorquez, Buf.	29	1235	64	42.6	5	1	3	5	8	104	13	34.4

WEEK 7 / THROUGH MONDAY, OCTOBER 21, 2019**NFL / PUNT RETURN LEADERS**

Rank	Player, Team	Ret	FC	Yards	Avg	Long	TD
1)	Cohen, Chi.	11	11	140	12.7	71	0
2)	James, S.F.	13	5	157	12.1	32	0
3)	C. Jones, Bal.	10	10	106	10.6	25	0
4)	Rogers, Ind.	8	7	82	10.3	19	0
5)	Natson, LA-R	12	6	118	9.8	35	0
6)	*Harris, N.O.	20	6	196	9.8	53t	1
7)	Sproles, Phi.	9	3	84	9.3	17	0
8)	Carter, Hou.	10	8	92	9.2	23	0
9)	*Olszewski, N.E.	19	15	171	9.0	22	0
10)	McCloud, Car.-Buf.	10	7	82	8.2	39	0
11)	Davis, G.B.-Oak.	8	11	65	8.1	32	0
12)	Barner, Atl.	11	0	85	7.7	18	0
13)	Spencer, Den.	17	14	130	7.6	42	0
14)	Quinn, Was.	9	8	64	7.1	15	0
15)	Berrios, NY-J	8	12	53	6.6	12	0
16)	Roberts, Buf.	14	3	76	5.4	13	0
17)	Thomas, K.C.	13	1	55	4.2	10	0
18)	Westbrook, Jac.	13	13	51	3.9	15	0
19)	Lockett, Sea.	10	6	31	3.1	10	0
20)	Wilson, T.B.	15	5	42	2.8	11	0
21)	Agnew, Det.	10	2	27	2.7	24	0

NFL / KICKOFF RETURN LEADERS

Rank	Player, Team	Ret	Yards	Avg	Long	TD
1)	Wilson, Cin.	9	337	37.4	92t	1
2)	Patterson, Chi.	9	308	34.2	102t	1
3t)	Agnew, Det.	8	246	30.8	100t	1
3t)	Hilliard, Cle.	8	246	30.8	74	0
5)	*Ballentine, NY-G	9	237	26.3	52	0
6)	Grant, Mia.	10	236	23.6	39	0
7)	*Sanders, Phi.	11	259	23.5	67	0
8)	*S. Sims, Was.	13	289	22.2	45	0
9)	*Harris, N.O.	9	200	22.2	32	0
10)	McCloud, Car.-Buf.	8	174	21.8	31	0
11)	*Hill, Bal.	10	203	20.3	46	0
12)	*Shepherd, G.B.	9	147	16.3	21	0

WEEK 7 / THROUGH MONDAY, OCTOBER 21, 2019

NFL / LEADERS IN INTERCEPTIONS

Rank	Player, Team	Int	Yards	Avg	Long	TD
1)	D. McCourty, N.E.	5	49	9.8	24	0
2t)	Peters, LA-R-Bal.	3	99	33.0	67t	2
2t)	Collins, N.E.	3	85	28.3	69t	1
2t)	Ja. Jenkins, NY-G	3	74	24.7	62	0
2t)	Gilmore, N.E.	3	62	20.7	54t	1
2t)	Byard, Ten.	3	58	19.3	28	0
2t)	King, G.B.	3	15	5.0	15	0
2t)	Dunbar, Was.	3	6	2.0	6	0
2t)	White, Buf.	3	1	0.3	1	0
2t)	Bradberry, Car.	3	0	0.0	0	0
11t)	Clinton-Dix, Chi.	2	96	48.0	59	1
11t)	Gipson, Hou.	2	79	39.5	79t	1
11t)	Cockrell, Car.	2	70	35.0	37	0
11t)	Harrison, Jac.	2	66	33.0	35	0
11t)	K. Williams, S.F.	2	53	26.5	49	0
11t)	Gerry, Phi.	2	51	25.5	51t	1
11t)	Sherman, S.F.	2	44	22.0	31t	1
11t)	Littleton, LA-R	2	32	16.0	26	0
11t)	Harmon, N.E.	2	27	13.5	27	0
11t)	D. Jackson, Car.	2	25	12.5	25	0
11t)	Nicholson, Was.	2	23	11.5	23	0
11t)	Simmons, Den.	2	22	11.0	17	0
11t)	Jackson, N.E.	2	20	10.0	19	0
11t)	*Connelly, NY-G	2	18	9.0	13	0
11t)	Thompson, Sea.	2	18	9.0	18	0
11t)	Humphrey, Bal.	2	14	7.0	14	0
11t)	Trufant, Atl.	2	10	5.0	10	0
11t)	C. Ward, K.C.	2	10	5.0	10	0
11t)	Fuller, Chi.	2	8	4.0	8	0
11t)	Jenkins, LA-C	2	8	4.0	8	0
11t)	*Bush, Pit.	2	6	3.0	6	0
11t)	M. Williams, N.O.	2	1	0.5	1	0
11t)	Harris, Min.	2	0	0.0	0	0
11t)	Johnson, LA-R	2	0	0.0	0	0
11t)	Ryan, Ten.	2	0	0.0	0	0

WEEK 7 / THROUGH MONDAY, OCTOBER 21, 2019**NFL / LEADERS IN SACKS**

Rank	Player, Team	Sacks
1t)	Barrett, T.B. (LB)	9.0
1t)	Garrett, Cle. (DE)	9.0
3)	Cha. Jones, Ariz (LB)	8.5
4t)	Hunter, Min. (DE)	7.0
4t)	Jordan, N.O. (DE)	7.0
4t)	P. Smith, G.B. (LB)	7.0
7)	Addison, Car. (LB)	6.5
8t)	Matthews, LA-R (LB)	6.0
8t)	Quinn, Dal. (DE)	6.0
8t)	Z. Smith, G.B. (LB)	6.0
11)	Mercilus, Hou. (LB)	5.5
12t)	*Allen, Jac. (DE)	5.0
12t)	Bosa, LA-C (DE)	5.0
12t)	Fowler, LA-R (DE)	5.0
12t)	M. Golden, NY-G (LB)	5.0
12t)	Suggs, Ariz (LB)	5.0
17t)	*Burns, Car. (LB)	4.5
17t)	Collins, N.E. (LB)	4.5
17t)	Ford, S.F. (DE)	4.5
17t)	Mack, Chi. (LB)	4.5
17t)	Mayowa, Oak. (DE)	4.5
22t)	*Bosa, S.F. (DE)	4.0
22t)	Donald, LA-R (DT)	4.0
22t)	B. Graham, Phi. (DE)	4.0
22t)	Griffen, Min. (DE)	4.0
22t)	Houston, Ind. (DE)	4.0
22t)	Judon, Bal. (LB)	4.0
22t)	Landry, Ten. (LB)	4.0
22t)	J. Phillips, Buf. (DT)	4.0
22t)	Walker, Den. (DE)	4.0
22t)	Watt, Hou. (DE)	4.0
22t)	Watt, Pit. (LB)	4.0
22t)	N. Williams, Chi. (DT)	4.0
22t)	*Winovich, N.E. (DE)	4.0
35t)	Armstead, S.F. (DE)	3.5
35t)	Heyward, Pit. (DE)	3.5
35t)	Lawrence, Dal. (DE)	3.5
35t)	Ogbah, K.C. (DE)	3.5
35t)	Tuitt, Pit. (DE)	3.5
35t)	Van Noy, N.E. (LB)	3.5
41t)	Allen, Was. (DE)	3.0
41t)	Atkins, Cin. (DT)	3.0
41t)	Barnett, Phi. (DE)	3.0
41t)	Buckner, S.F. (DT)	3.0
41t)	Butler, Car. (DT)	3.0
41t)	Campbell, Jac. (DE)	3.0
41t)	Charlton, Dal.-Mia. (DE)	3.0
41t)	Clark, K.C. (DE)	3.0
41t)	Davenport, N.O. (DE)	3.0
41t)	Dupree, Pit. (LB)	3.0
41t)	Hendrickson, N.O. (DE)	3.0
41t)	Hubbard, Cin. (DE)	3.0
41t)	Kennard, Det. (LB)	3.0
41t)	McPhee, Bal. (LB)	3.0
41t)	Ogunjobi, Cle. (DT)	3.0
41t)	Okafor, K.C. (DE)	3.0
41t)	Simon, N.E. (DE)	3.0
41t)	Smoot, Jac. (DE)	3.0

WEEK 7 / THROUGH MONDAY, OCTOBER 21, 2019**NFL / FUMBLE RECOVERIES**

Rank	Player, Team	TotRec	OffRec	DefRec
1t)	Bell, N.O.	4	0	4
1t)	*Bush, Pit.	4	0	4
1t)	Watson, Hou.	4	4	0
4t)	Jensen, T.B.	3	3	0
4t)	Cha. Jones, Ariz	3	0	3
4t)	T. Jones, NY-G	3	3	0
7t)	Boehm, Mia.	2	2	0
7t)	Breeland, K.C.	2	0	2
7t)	Casey, Ten.	2	0	2
7t)	Cousins, Min.	2	2	0
7t)	Flacco, Den.	2	2	0
7t)	Humphrey, Bal.	2	0	2
7t)	Ingram, Bal.	2	2	0
7t)	Lawrence, Dal.	2	0	2
7t)	Littleton, LA-R	2	0	2
7t)	Mariota, Ten.	2	2	0
7t)	McKinney, Hou.	2	0	2
7t)	Mostert, S.F.	2	1	1
7t)	Reid, Car.	2	0	2
7t)	Richard, Oak.	2	2	0
7t)	Robinson, Det.	2	0	2
7t)	Suh, T.B.	2	0	2
7t)	Van Noy, N.E.	2	0	2
7t)	Watt, Hou.	2	0	2
7t)	Watt, Pit.	2	0	2
7t)	Wilson, T.B.	2	2	0

NFL / OFFENSIVE FUMBLE RECOVERIES

Rank	Player, Team	Ret	Yards	Avg	Long	TD
1)	Watson, Hou.	4	0	0.0	0	0
2t)	Jensen, T.B.	3	0	0.0	0	0
2t)	T. Jones, NY-G	3	0	0.0	0	0
4t)	Boehm, Mia.	2	0	0.0	0	0
4t)	Cousins, Min.	2	0	0.0	0	0
4t)	Flacco, Den.	2	0	0.0	0	0
4t)	Ingram, Bal.	2	0	0.0	0	0
4t)	Mariota, Ten.	2	0	0.0	0	0
4t)	Richard, Oak.	2	0	0.0	0	0
4t)	Wilson, T.B.	2	0	0.0	0	0

NFL / DEFENSIVE FUMBLE RECOVERIES

Rank	Player, Team	Ret	Yards	Avg	Long	TD
1t)	Bell, N.O.	4	33	8.3	33t	1
1t)	*Bush, Pit.	4	20	5.0	11	1
3)	Cha. Jones, Ariz	3	0	0.0	0	0
4t)	Breeland, K.C.	2	114	57.0	100t	1
4t)	Suh, T.B.	2	37	18.5	37t	1
4t)	Van Noy, N.E.	2	22	11.0	22t	1
4t)	Humphrey, Bal.	2	21	10.5	18t	1
4t)	Littleton, LA-R	2	13	6.5	10	0
4t)	Robinson, Det.	2	3	1.5	3	0
4t)	McKinney, Hou.	2	1	0.5	1	0
4t)	Casey, Ten.	2	0	0.0	0	0
4t)	Lawrence, Dal.	2	0	0.0	0	0
4t)	Reid, Car.	2	0	0.0	0	0
4t)	Watt, Hou.	2	0	0.0	0	0
4t)	Watt, Pit.	2	0	0.0	0	0



HUDDLE FOR 100 BLOOD DRIVE WITH LFG & AMERICAN RED CROSS MONDAY, OCTOBER 21, 2019

Location: Lincoln Financial Group Headquarters (Radnor, PA)
Eagles Participation: T Jordan Mailata, DE Joe Ostman, SWOOP, Eagles Cheerleaders

Every two seconds, someone in the U.S. needs blood. While 40 percent of our nation's blood is provided by The American Red Cross through volunteer donors, only about three percent of age-eligible people donate blood every year. There is no substitute for blood, which makes donations critical for those undergoing surgeries, victims of traumatic injuries and accidents, and patients of chronic illnesses. One donation can save up to three lives.

As part of the NFL's Huddle for 100 campaign, which encourages one million people to volunteer 100 minutes of their time to

community service, the Eagles joined Lincoln Financial Group in hosting a blood drive at its Radnor office on Monday. The drive was supported by The American Red Cross and rallied a community around a cause that saves millions of lives each year. All presenting donors at Monday's blood drive, as well as the other 31 blood drives in The American Red Cross' Penn-Jersey region, received an Eagles care package. Volunteer minutes from all 32 Red Cross blood drives around the region on Monday were added to the Eagles' Huddle for 100 minute goal.



*During the NFL season, Mondays and Tuesdays are typically non-practice days for the team. Many Eagles players use this opportunity to enhance the quality of life for residents in the Delaware Valley through the **Eagles Care Community Monday** initiative.*

EAGLES AUTISM CHALLENGE



\$6,063,233 raised in first two years



25,301
total donors

3,645
total participants

\$3,512,010
raised in 2019

www.EaglesAutismChallenge.org

The Centers for Disease Control and Prevention estimates that one in 59 people under the age of 21 living in the United States are on the autism spectrum. Autism has become one of the fastest-growing developmental disorders in the country, yet it has historically been underfunded, misunderstood and under-researched.

Championed by Eagles Chairman and CEO Jeffrey Lurie, the Eagles Autism Challenge sets out to drive scientific breakthroughs and establish Philadelphia as a major center for autism research and care. One hundred percent of the participant-raised funds from the team's signature cycling and 5K run/walk event is directed to the groundbreaking research being conducted at leading Philadelphia institutions.

By providing critical resources, supporting scientific discoveries and helping to position Philadelphia as a base for autism research and care, the Eagles Autism Challenge is creating a major shift from *awareness* to *action*.

Led by Jeffrey Lurie, head coach Doug Pederson, players, coaches, alumni, Eagles fans and autism supporters, the second annual Eagles Autism Challenge raised more than \$3.5 million. A total of 3,645 participants came out to bike, run and walk on Saturday, May 19 at Lincoln Financial Field, while a remarkable 25,301 donors supported their fundraising efforts.

In partnership with the founding beneficiaries - Children's Hospital of Philadelphia, Drexel University, and Thomas Jefferson University and Jefferson Health - along with Philadelphia institutions specializing in autism research, the Eagles are bringing fresh ways of thinking to the field. Thanks to the \$2.5 million raised in 2018, a total of eight research projects have received grant funding for exploratory work in the field of autism. What we learn will be shared both nationally and globally so that we can continue to transform lives and advance autism research.



EAGLES IN THE COMMUNITY



As proud Philadelphians who take their responsibility to the community seriously, the Eagles believe there is no offseason to good citizenship.

Since Jeffrey Lurie became Chairman/CEO in 1994, the Eagles have generously contributed more than \$25 million in charitable giving to organizations and neighborhoods throughout the Greater Philadelphia region. Under Lurie's direct leadership and guidance, the Eagles continue to strengthen and support these organizations through joint effort partnerships, all based on the belief that strong non-profits build strong communities.

The Eagles host a variety of events and campaigns that aim to inspire, motivate and educate. As a professional football team, the Eagles have a unique platform to reach the community and have long-lasting effects.

The team takes great pride in serving the fans, local non-profits and the region at large, because to the Eagles, making the Delaware Valley proud is just as important off the field as it is on it.



SOARING TO NEW HEIGHTS IN THE DELAWARE VALLEY

Eagles Care

2018 Eagles Care Partners



2017 Eagles Care Partners



2016 Eagles Care Partners



The Eagles annually cultivate and maintain season-long, strategic partnerships with local non-profits as a way to help strengthen their core work and increase their positive impact on the community.

2019 Eagles Care Partners



2015 Eagles Care Partners



2014 Eagles Care Partners



2013 Eagles Care Partners



Community Mondays



Eagles players use their day off during the season to positively impact the region by visiting local children's hospitals, elementary schools, retirement and environmental centers, food pantries and more.

Eagles Social Justice Fund



The Eagles Social Justice Fund provides grants to organizations that work to reduce barriers to equal opportunity, with a specific focus on education, community and police relations, improving the criminal justice system, and other key societal initiatives.

Youth Football



The Eagles work with community groups to ensure that the game of football is being taught properly and that it continues to grow at the youth level. These partnerships outfit football programs with new equipment, create experiences and inspire young athletes.

Eagles Eye Mobile



The Eagles Eye Mobile - powered by Vision To Learn travels to more than 60 schools in Greater Philadelphia annually to make free vision exams and prescription eyeglasses accessible to students and their families at no cost.

Playground Build



The entire Eagles organization teams up with a local elementary school and helps revitalize its playground. What was once a barren school yard transforms into a beautiful new space for play and recreation through this initiative.

Eagles Care Summit



Strong non-profits build strong communities. The annual Eagles Care Summit brings together representatives from nearly 100 charitable organizations across the Greater Philadelphia region for a day of networking and capacity building.

FAN EXPERIENCES



"You are a huge part of our Eagles family!"
 -- Chairman and CEO Jeffrey Lurie to the millions of Eagles fans at the Parade of Champions on February 8, 2018.

The connection between the team and Eagles fans around the world has always been a special bond. As a result of the relentless passion and fan support that is on full display throughout the year, the Eagles make it a priority to offer unique experiences that engage the fanbase and create lifelong memories.

Annual events like Junior Pro Day, Junior Cheer Clinic, Football Festival for Women, Training Camp open practices and the Fantasy Draft Party, among others, have allowed fans to connect with their favorite team, players and franchise legends. Many of these programs have even developed into family traditions for some, bringing together loved ones from all over the country.

There is an Eagles experience for everyone, from the most veteran fan to the youngest.



GO GREEN PROGRAM



The Eagles believe the path to sustainability is a journey, not a destination. With the opening of Lincoln Financial Field in 2003, the team's road to becoming an eco-friendly operation began.

What started with a blue recycling bin under each employee's desk has grown into a company-wide sustainability program that is reducing the organization's overall impact on the environment in a financially-responsible manner.

With the help of partners and fans, the Eagles have been able to develop a multi-year curriculum and action plan that incorporates green energy production, recycling, composting, energy efficiency and reforestation, among other ventures.

The Eagles, who wear the color "green" with pride, are committed to serving as environmental stewards for a community that gives so much to them throughout the year.

"SUSTAINABLE" SUCCESS



In December 2018, Lincoln Financial Field was awarded LEED Gold certification by the U.S. Green Building Council (USGBC) for implementing practical and measurable strategies and solutions aimed at achieving high performance in sustainable site development, water savings, energy efficiency, materials selection and indoor environmental quality.



The Eagles are the first professional sports team in the world to have received the prestigious ISO 20121 Event Sustainability Management System certification.

ISO 20121 is an international standard designed to help organizations involved in the events and hospitality industries integrate sustainability into management practices and processes.

GO GREEN PARTNERS



DID YOU KNOW?



The Eagles became the first team in the famed South Philadelphia sports complex to switch from plastic straws to an eco-friendly alternative made from 100% renewable resources.



Through the 2018 Field Goal Forest Program - in which PGW pledges to plant 10 trees for every field goal made - the Eagles will plant 280 trees in the Eagles Forest this year.

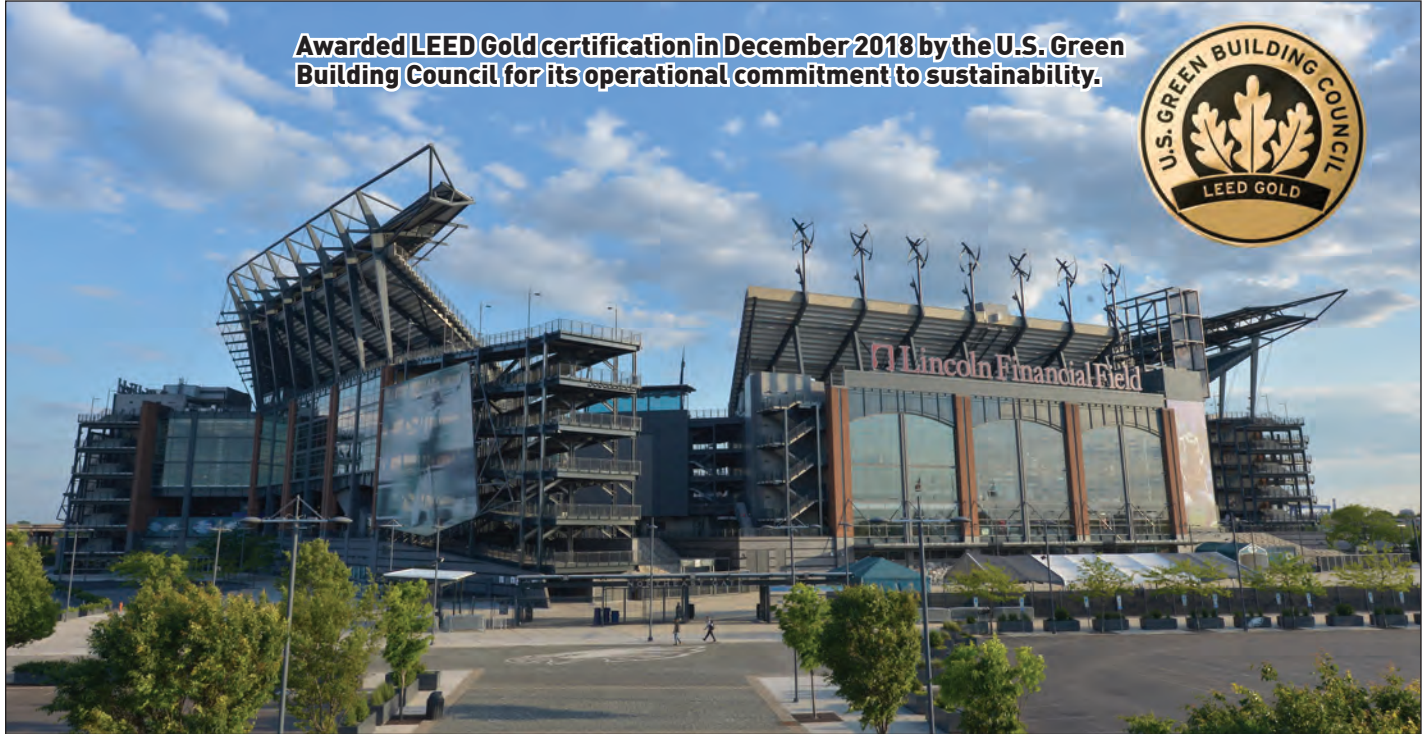
SUSTAINABILITY & ENVIRONMENTAL BIRDSEED

- 10,456 solar panels have positioned Lincoln Financial Field as one of the greenest major sports facilities in the world
- Through the team's energy-from-waste program, the Eagles divert more than 99% of their waste from landfills
- The installation of water filtration fountains at the team's facilities has saved more than 174,000 water bottles since 2015
- With the help of The Conservation Fund, the Eagles offset 100% of all team travel through the "Go Zero" program
- The team supports reforestation efforts by planting trees in various cities, including the "Eagles Forest" in Bensalem, PA
- Bike Share program equips team employees with bicycles for convenient transportation from the practice facility to the stadium
- Cups and flatware are created from bio-plastics which biodegrade in just 45 days
- To conserve energy, lower-wattage light bulbs and automatic sensors/timers have been installed in team facilities
- Two onsite bio-digesters help decompose pre-consumer food waste to eliminate the need for landfill disposal

LINCOLN FINANCIAL FIELD



Awarded LEED Gold certification in December 2018 by the U.S. Green Building Council for its operational commitment to sustainability.



Home to the Super Bowl LII Champion Philadelphia Eagles, Lincoln Financial Field is a prime destination for world-class entertainment that offers a high-quality experience to fans in a safe, clean and friendly environment.

In addition to 10 Eagles home games each season, Lincoln Financial Field has become famous for showcasing high-profile sporting events and unique experiences throughout the year.

Since opening in August 2003, Lincoln Financial Field has hosted 34 star-studded concerts, in addition to welcoming some of the world's most distinguished soccer clubs and serving as the home to Temple University football and the historic Army-Navy game. The stadium has also hosted multiple NCAA Lacrosse Championships and many other marquee events.

A state-of-the-art facility located in the heart of Philadelphia, Lincoln Financial Field has become one of the world's most admired stadiums for sports and entertainment due to its commitment to the fan experience.

BY THE NUMBERS

Broke Ground	May 7, 2001
Opened	August 3, 2003
Revitalized	Feb. '12 - Aug. '14
Capacity	69,796
Executive Suites	174
Concessions	62
HD Televisions	1,185
Wi-Fi Connections	45,000
North End Zone HD Video Board	5,184 square feet
South End Zone HD Video Board	4,320 square feet
Concerts	34
Soccer Matches	26
Home Record (Regular Season + Playoffs)	82-55 (.599)
Twitter	@LFFStadium



Boyz II Men



Sylvester Stallone



HOME TO THE SUPER BOWL LII CHAMPION PHILADELPHIA EAGLES



WORLD TOURS & CONCERTS

- July 23, 2019: The Rolling Stones
- September 27, 2018: Ed Sheeran
- July 30, 2018: Jay-Z & Beyoncé
- July 14, 2018: Taylor Swift
- July 13, 2018: Taylor Swift
- June 9, 2018: Kenny Chesney
- June 18, 2017: U2
- May 12, 2017: Metallica
- September 29, 2016: Beyoncé
- August 6, 2016: Coldplay
- July 14, 2016: Guns N' Roses
- June 25, 2016: Kenny Chesney
- June 5, 2016: Beyoncé
- September 1, 2015: One Direction
- August 30, 2015: Kevin Hart
- July 11, 2015: Kenny Chesney
- June 13, 2015: Taylor Swift
- June 12, 2015: Taylor Swift
- August 15, 2014: Luke Bryan
- August 14, 2014: One Direction
- August 13, 2014: One Direction
- July 20, 2013: Taylor Swift
- July 19, 2013: Taylor Swift
- June 8, 2013: Kenny Chesney
- June 16, 2012: Kenny Chesney
- August 6, 2011: Taylor Swift
- July 14, 2011: U2
- June 18, 2011: Kenny Chesney
- June 27, 2009: Kenny Chesney
- July 19, 2008: Kenny Chesney
- June 23, 2007: Kenny Chesney
- August 11, 2003: Bruce Springsteen
- August 9, 2003: Bruce Springsteen
- August 8, 2003: Bruce Springsteen



THE ARMY-NAVY GAME



ARMY-NAVY HISTORY (LFF)

- December 8, 2018: Army, 17-10
- December 9, 2017: Army, 14-13
- December 12, 2015: Navy, 21-17
- December 14, 2013: Navy, 34-7
- December 8, 2012: Navy, 17-13
- December 11, 2010: Navy, 31-17
- December 12, 2009: Navy, 17-3
- December 6, 2008: Navy, 34-0
- December 2, 2006: Navy, 26-14
- December 3, 2005: Navy, 42-23
- December 4, 2004: Navy, 42-13
- December 6, 2003: Navy, 34-6





NATIONAL & INTERNATIONAL SOCCER MATCHES



- August 29, 2019: **Victory Tour:** USA vs. Portugal (women)
- June 30, 2019: **Gold Cup:** USA vs. Curacao (men)
- July 25, 2018: **Gold Cup:** Jamaica vs. Panama
- July 19, 2017: Bayern Munich vs. Juventus
- June 14, 2016: **Gold Cup:** USA vs. El Salvador (men)
- June 11, 2016: **Gold Cup:** Costa Rica vs. Panama
- June 9, 2016: **Copa America:** Chile vs. Panama
- July 26, 2015: **Copa America:** USA vs. Paraguay (men)
- August 2, 2014: **Copa America:** Uruguay vs. Venezuela
- August 11, 2012: **CONCACAF Gold Cup Final:** Mexico vs. Jamaica
- August 10, 2011: A.S. Roma vs. Inter Milan
- July 23, 2011: Real Madrid vs. Celtic
- May 29, 2010: USA vs. Mexico (men)
- May 15, 2010: Philadelphia Union vs. Real Madrid
- April 10, 2010: Philadelphia Union vs. FC Dallas
- July 18, 2009: USA vs. Turkey (men)
- September 13, 2008: Philadelphia Union vs. FC Dallas
- November 6, 2004: Philadelphia Union vs. DC United
- August 2, 2004: **Gold Cup:** USA vs. Panama (men)
- July 28, 2004: **Gold Cup:** Canada vs. Honduras
- September 25, 2003: USA vs. Ireland (women)
- September 20, 2003: USA vs. Denmark (women)
- August 3, 2003: A.C. Milan vs. Chelsea
- August 3, 2003: Manchester United vs. Glasgow Celtic
- August 3, 2003: Women's World Cup
- August 3, 2003: Women's World Cup
- August 3, 2003: Manchester United vs. FC Barcelona



STADIUM ENTERTAINMENT & FAN ENGAGEMENT



PAVING THE ROAD TO VICTORY!

In May 2016, the "Eagles FanWalk" was constructed outside of the Northeast entrance gate at Lincoln Financial Field. This honorary walkway, which showcases the passion that fans have for the Eagles and their families, features more than 3,800 personally engraved pavers that line the way for guests entering the stadium. The "Eagles FanWalk" ensures that each member engraved across the pathway will have a special place in Eagles history.

