



NEW ENGLAND PATRIOTS

GAME RELEASE



REGULAR SEASON WEEK 8

NEW ENGLAND PATRIOTS vs. CLEVELAND BROWNS



NEW ENGLAND PATRIOTS

GAME RELEASE

REGULAR SEASON WEEK 8

NEW ENGLAND PATRIOTS vs. CLEVELAND BROWNS



TABLE OF CONTENTS

TEAM INFORMATION

| | |
|--------------------------------------|----|
| Game Summary | 3 |
| Broadcast Information..... | 3 |
| Media Schedule | 3 |
| 2019 Patriots Schedule..... | 3 |
| 2019 AFC East Standings..... | 3 |
| 2019 Regular-Season Statistics | 4 |
| 2019 Player Participation..... | 6 |
| 2019 Game-By-Game Starters | 7 |
| Rosters & Depth Chart..... | 8 |
| Matchup Notes | 15 |
| What to Look for This Week | 18 |
| Week 7 Recap..... | 21 |
| Projected Contributors | 23 |

INDIVIDUAL AND TEAM NOTES

| | |
|---------------------------------|----|
| Robert Kraft | 26 |
| What to Watch for in 2019..... | 28 |
| Patriots Team Notes | 29 |
| Home Dominance | 34 |
| Inside the Numbers | 35 |
| Bill Belichick | 36 |
| Tom Brady..... | 39 |
| Tom Brady Playoff Notes..... | 48 |
| Patriots Offensive Notes | 50 |
| Patriots Defensive Notes..... | 56 |
| Patriots Reference Notes | 59 |
| Patriots Playoff Notes..... | 61 |
| Patriots Football Network | 64 |



NEW ENGLAND PATRIOTS

GAME RELEASE

REGULAR SEASON WEEK 8

NEW ENGLAND PATRIOTS vs. CLEVELAND BROWNS



MEDIA SCHEDULE

ALL TIMES ARE APPROXIMATE

WEDNESDAY, OCTOBER 23

- 10:45 a.m. Media workroom opens
- 11:45 a.m. Patriots head coach Bill Belichick press availability
- 12:30 p.m. Media availability at practice
- 4 p.m. Approximate time for player availability (Patriots locker room)

THURSDAY, OCTOBER 24

- 11:30 a.m. Media workroom opens
- 12:30 p.m. Media availability at practice
- 4 p.m. Approximate time for player availability (Patriots locker room)

FRIDAY, OCTOBER 25

- 10 a.m. Media workroom opens
- 11:15 a.m. Patriots head coach Bill Belichick press availability
- 12 p.m. Media availability at practice
- 1:30 p.m. Approximate time for player availability (Patriots locker room)

SATURDAY, OCTOBER 26

No media availability

SUNDAY, OCTOBER 27

4:25 p.m. Patriots vs. Cleveland Browns

2019 PATRIOTS SCHEDULE

REGULAR SEASON (7-0)

| | | | |
|----------------|-----------------|-----------|------|
| Sun., Sept. 8 | Pittsburgh | 33-3 | W |
| Sun., Sept. 15 | at Miami | 43-0 | W |
| Sun., Sept. 22 | N.Y. Jets | 30-14 | W |
| Sun., Sept. 29 | at Buffalo | 16-10 | W |
| Sun., Oct. 6 | at Washington | 33-7 | W |
| Thu., Oct. 10 | N.Y. Giants | 35-14 | W |
| Mon., Oct. 21 | at N.Y. Jets | 33-0 | W |
| Sun., Oct. 27 | Cleveland | 4:25 p.m. | CBS |
| Sun., Nov. 3 | at Baltimore | 8:20 p.m. | NBC* |
| Sun., Nov. 10 | BYE WEEK | | |
| Sun., Nov. 17 | at Philadelphia | 4:25 p.m. | CBS* |
| Sun., Nov. 24 | Dallas | 4:25 p.m. | FOX* |
| Sun., Dec. 1 | at Houston | 8:20 p.m. | NBC* |
| Sun., Dec. 8 | Kansas City | 4:25 p.m. | CBS* |
| Sun., Dec. 15 | at Cincinnati | 1:00 p.m. | CBS* |
| Dec. 21 or 22 | Buffalo | TBD | CBS* |
| Sun., Dec. 29 | Miami | 1:00 p.m. | CBS* |

2019 AFC EAST STANDINGS

| TEAM | W | L | T | PCT. | PF | PA |
|----------------|---|---|---|-------|-----|-----|
| NEW ENGLAND | 7 | 0 | 0 | 1.000 | 223 | 48 |
| Buffalo Bills | 5 | 1 | 0 | .833 | 121 | 91 |
| New York Jets | 1 | 5 | 0 | .167 | 63 | 156 |
| Miami Dolphins | 0 | 6 | 0 | .000 | 63 | 211 |

GAME SUMMARY

NEW ENGLAND PATRIOTS (7-0) VS. CLEVELAND BROWNS (2-4)

Sunday, Oct. 27 • Gillette Stadium (65,878) • 4:25 p.m. ET

The New England Patriots are off to a 7-0 start for the third time in team history (2007 & 2015) and can guarantee at least a .500 record for the 19th straight season with a win this week at home against the Cleveland Browns.

The Patriots are the only NFL team to finish with a record of .500 or better in each of the last 18 years (2001-18). The Patriots have the second-longest streak of finishing at .500 or better, behind the Dallas Cowboys (1965-85) streak of 21 straight years.

In addition, Bill Belichick will go for his 300th career win this week against Cleveland.

BROADCAST INFORMATION

TELEVISION: This week's game will be broadcast by **CBS** and can be seen locally on **WBZ-TV Channel 4**. **Jim Nantz** will handle play-by-play duties with **Tony Romo** as the color analyst. **Tracy Wolfson** will work from the sidelines. The game will be produced by **Jim Rikhooff** and directed by **Mike Arnold**.

NATIONAL RADIO: Sunday's game will be broadcast to a national audience on **Sports USA**. **Larry Kahn** will call the game with **Doug Plank** providing analysis. **Troy West** will work from the sidelines.

LOCAL RADIO: **98.5 The Sports Hub** is the flagship station for the **Patriots Radio Network**. A complete listing of the network's 38 stations can be found in this press release. Play-by-play broadcaster **Bob Socci** will call the action along with former Patriots quarterback **Scott Zolak**, who will provide color analysis. The games are produced by **Marc Cappello**.

BELICHICK IN LINE FOR 300TH CAREER WIN

If the New England Patriots defeat the Cleveland Browns on Sunday, Bill Belichick will become the third head coach in NFL history to win 300 games (regular season and playoffs combined) as a head coach, joining Don Shula and George Halas as the only NFL head coaches to achieve the feat. If the Patriots win Sunday, Belichick will achieve the feat in 434 games, faster than Shula (445 games) and Halas (455 games). Shula finished his career with 347 career wins, while Halas walked away with 324 victories. Belichick's milestone victories are listed below.

First Overall Win: Sept. 8, 1991 – 20-0 win at New England

First Playoff Win: Jan. 1, 1995 – 20-13 win vs. New England

First win with New England: Oct. 1, 2000 – 28-19 win at Denver

First Super Bowl Win: Feb. 3, 2002 – 20-17 win vs. St. Louis

100th Win: Sept. 8, 2005 – Sept. 8, 2005 – 30-20 win vs. Oakland

200th Win: Nov. 22, 2012 – 49-19 win at N.Y. Jets

230th Win to Pass Curly Lambeau: Dec. 21, 2014 – 17-16 win at N.Y. Jets

271st Win to Pass Tom Landry: Nov. 19, 2017 – 33-8 win at Oakland (Mexico City)

WEEK 8 HIGHLIGHTS

PAGE 15: New England Patriots vs. Cleveland Browns matchup notes

PAGE 18: What to look for in this week's game

PAGE 30: New England can guarantee a .500 or better finish for the 19th consecutive season.

PAGE 59: The Patriots have not lost a home game in over two years.

MEDIA CONTACTS

Stacey James, Vice President of Media Relations, staceyj@patriots.com, 508-326-6868

Aaron Salkin, Director of Media Relations, aarons@patriots.com, 508-326-6870

Michael Jurovaty, Asst. Director of Media Relations, mjurovaty@patriots.com, 508-326-6187

Anne Noland, Communications Strategist, annen@patriots.com, 508-431-7773



2019 REGULAR SEASON OFFENSIVE STATISTICS

WON 7, LOST 0

| | | |
|---------------|-----------------|--------|
| 09/08 W 33- 3 | Pittsburgh | 65,878 |
| 09/15 W 43- 0 | at Miami | 65,513 |
| 09/22 W 30-14 | N.Y. Jets | 65,878 |
| 09/29 W 16-10 | at Buffalo | 70,317 |
| 10/06 W 33- 7 | at Washington | 76,483 |
| 10/10 W 35-14 | N.Y. Giants | 65,878 |
| 10/21 W 33- 0 | at N.Y. Jets | 78,523 |
| 10/27 | Cleveland | |
| 11/03 | at Baltimore | |
| 11/17 | at Philadelphia | |
| 11/24 | Dallas | |
| 12/01 | at Houston | |
| 12/08 | Kansas City | |
| 12/15 | at Cincinnati | |
| 12/22 | Buffalo | |
| 12/29 | Miami | |

| | | |
|--------------------|---------|---------|
| | N.E. | Opp. |
| TOTAL FIRST DOWNS | 155 | 88 |
| Rushing | 48 | 22 |
| Passing | 95 | 50 |
| Penalty | 12 | 16 |
| 3rd Down: Made/Att | 42/102 | 12/84 |
| 3rd Down Pct. | 41.2 | 14.3 |
| 4th Down: Made/Att | 1/4 | 4/12 |
| 4th Down Pct. | 25.0 | 33.3 |
| POSSESSION AVG. | 34:30 | 25:30 |
| TOTAL NET YARDS | 2641 | 1562 |
| Avg. Per Game | 377.3 | 223.1 |
| Total Plays | 498 | 394 |
| Avg. Per Play | 5.3 | 4.0 |
| NET YARDS RUSHING | 683 | 523 |
| Avg. Per Game | 97.6 | 74.7 |
| Total Rushes | 209 | 126 |
| NET YARDS PASSING | 1958 | 1039 |
| Avg. Per Game | 279.7 | 148.4 |
| Sacked/Yards Lost | 11/80 | 26/170 |
| Gross Yards | 2038 | 1209 |
| Att./Completions | 278/183 | 242/123 |
| Completion Pct. | 65.8 | 50.8 |
| Had Intercepted | 5 | 18 |
| PUNTS/AVERAGE | 38/44.2 | 49/42.8 |
| NET PUNTING AVG. | 38/41.7 | 49/38.5 |
| PENALTIES/YARDS | 45/404 | 42/391 |
| FUMBLES/BALL LOST | 5/3 | 11/4 |
| TOUCHDOWNS | 28 | 6 |
| Rushing | 12 | 2 |
| Passing | 11 | 1 |
| Returns | 5 | 3 |

| * SCORE BY PERIODS | Q1 | Q2 | Q3 | Q4 | OT | PTS |
|--------------------|----|----|----|----|----|-----|
| TEAM | 70 | 53 | 49 | 51 | 0 | 223 |
| OPPONENTS | 7 | 17 | 17 | 7 | 0 | 48 |

| * SCORING | TD-Ru | Pa | Rt | K-PAT | FG | S | PTS |
|------------|-------|----|----|-------|-------|-------|-------|
| Michel | 6 | 6 | 0 | 0 | 0 | 36 | |
| Gostkowski | 0 | 0 | 0 | 0 | 11/15 | 7/ 8 | 0 32 |
| Dorsett | 4 | 0 | 4 | 0 | 0 | 24 | |
| Nugent | 0 | 0 | 0 | 0 | 12/13 | 3/ 4 | 0 21 |
| Bolden | 3 | 2 | 1 | 0 | 0 | 18 | |
| Brady | 3 | 3 | 0 | 0 | 0 | 18 | |
| Edelman | 2 | 0 | 2 | 0 | 0 | 12 | |
| Brown | 1 | 0 | 1 | 0 | 0 | 6 | |
| Burkhead | 1 | 1 | 0 | 0 | 0 | 6 | |
| Collins | 1 | 0 | 0 | 1 | 0 | 6 | |
| Gilmore | 1 | 0 | 0 | 1 | 0 | 6 | |
| Gordon | 1 | 0 | 1 | 0 | 0 | 6 | |
| Izzo | 1 | 0 | 1 | 0 | 0 | 6 | |
| Slater | 1 | 0 | 0 | 1 | 0 | 6 | |
| Van Noy | 1 | 0 | 0 | 1 | 0 | 6 | |
| White | 1 | 0 | 1 | 0 | 0 | 6 | |
| Winovich | 1 | 0 | 0 | 1 | 0 | 6 | |
| TEAM | 28 | 12 | 11 | 5 | 23/28 | 10/12 | 1 223 |
| OPPONENTS | 6 | 2 | 1 | 3 | 6/ 6 | 2/ 3 | 0 48 |

| * PUNT RETURNS | Ret | FC | Yds | Avg | Long | TD |
|----------------|-----|----|-----|-----|------|----|
| TEAM | 19 | 15 | 171 | 9.0 | 22 | 0 |
| OPPONENTS | 12 | 12 | 76 | 6.3 | 13 | 0 |

| * KICKOFF RETURNS | No. | Yds | Avg | Long | TD |
|-------------------|-----|-----|------|------|----|
| Bolden | 6 | 132 | 22.0 | 28 | 0 |
| Edelman | 1 | 19 | 19.0 | 19 | 0 |
| TEAM | 7 | 151 | 21.6 | 28 | 0 |
| OPPONENTS | 10 | 273 | 27.3 | 40 | 0 |

| * FIELD GOALS | 1-19 | 20-29 | 30-39 | 40-49 | 50+ |
|---------------|---|-------|-------|-------|------|
| Gostkowski | 0/ 0 | 3/ 3 | 3/ 3 | 1/ 2 | 0/ 0 |
| Nugent | 0/ 0 | 1/ 1 | 2/ 2 | 0/ 1 | 0/ 0 |
| TEAM | 0/ 0 | 4/ 4 | 5/ 5 | 1/ 3 | 0/ 0 |
| OPPONENTS | 1/ 1 | 0/ 0 | 0/ 0 | 1/ 2 | 0/ 0 |
| Gostkowski: | (25G, 41G, 35G, 39G) (48N, 28G) (37G) (23G) | | | | |
| () | () | | | | |
| Nugent: | () () () (37G, 23G) (40N) (34G) | | | | |
| OPP: | (19G) () (46G, 49N) () () | | | | |

2-Pt Conv: TM 0-0, OPP 0-0 SACKS: Collins 4.5, Winovich 4, Van Noy 3.5, Simon 3, Bennett 2.5, Butler 2.5, Hightower 2, Shelton 2, Wise 1, (group) 1, TM 26, OPP 11 FUM/LOST: Brady 2/1, Edelman 1/0, Michel 1/1, Olszewski 1/1

| * PASSING | Att | Cmp | Yds | Cmp% | Yds/Att | TD | TD% | Int | Int% | Long | Sack/Lost | Rating |
|-----------|-----|-----|------|-------|---------|----|-----|-----|------|------|-----------|--------|
| Brady | 273 | 180 | 1992 | 65.9 | 7.30 | 11 | 4.0 | 4 | 1.5 | 58t | 10/ 73 | 94.8 |
| Stidham | 4 | 2 | 14 | 50.0 | 3.50 | 0 | 0.0 | 1 | 25.0 | 11 | 1/ 7 | 18.8 |
| Edelman | 1 | 1 | 32 | 100.0 | 32.00 | 0 | 0.0 | 0 | 0.0 | 32 | 0/ 0 | 118.8 |
| TEAM | 278 | 183 | 2038 | 65.8 | 7.33 | 11 | 4.0 | 5 | 1.8 | 58t | 11/ 80 | 93.2 |
| OPPONENTS | 242 | 123 | 1209 | 50.8 | 5.00 | 1 | 0.4 | 18 | 7.4 | 64t | 26/ 170 | 35.6 |

| * RUSHING | No. | Yds | Avg | Long | TD |
|-----------|-----|-----|------|------|----|
| Michel | 119 | 390 | 3.3 | 26 | 6 |
| Burkhead | 24 | 112 | 4.7 | 12 | 1 |
| White | 21 | 62 | 3.0 | 9 | 0 |
| Bolden | 13 | 47 | 3.6 | 21 | 2 |
| Edelman | 5 | 29 | 5.8 | 9 | 0 |
| Dorsett | 3 | 21 | 7.0 | 9 | 0 |
| Harris | 4 | 12 | 3.0 | 13 | 0 |
| Brown | 1 | 5 | 5.0 | 5 | 0 |
| Brady | 14 | 3 | 0.2 | 2 | 3 |
| Develin | 2 | 3 | 1.5 | 2 | 0 |
| Gordon | 1 | 1 | 1.0 | 1 | 0 |
| Stidham | 2 | -2 | -1.0 | -1 | 0 |
| TEAM | 209 | 683 | 3.3 | 26 | 12 |
| OPPONENTS | 126 | 523 | 4.2 | 65t | 2 |

| * RECEIVING | No. | Yds | Avg | Long | TD |
|--------------|-----|------|------|------|----|
| Edelman | 45 | 496 | 11.0 | 36 | 2 |
| White | 38 | 283 | 7.4 | 32 | 1 |
| Gordon | 20 | 287 | 14.4 | 44 | 1 |
| Dorsett | 18 | 243 | 13.5 | 58t | 4 |
| Burkhead | 14 | 117 | 8.4 | 32 | 0 |
| Meyers | 13 | 167 | 12.8 | 23 | 0 |
| Bolden | 9 | 111 | 12.3 | 29t | 1 |
| Izzo | 6 | 114 | 19.0 | 41 | 1 |
| Michel | 6 | 51 | 8.5 | 19 | 0 |
| Brown | 4 | 56 | 14.0 | 20t | 1 |
| LaCrosse | 3 | 55 | 18.3 | 23 | 0 |
| Watson | 3 | 18 | 6.0 | 10 | 0 |
| Olszewski | 2 | 34 | 17.0 | 29 | 0 |
| Johnson | 1 | 5 | 5.0 | 5 | 0 |
| Tomlinson LG | 1 | 1 | 1.0 | 1 | 0 |
| Tomlinson TM | 1 | 1 | 1.0 | 1 | 0 |
| TEAM | 183 | 2038 | 11.1 | 58t | 11 |
| OPPONENTS | 123 | 1209 | 9.8 | 64t | 1 |

| * INTERCEPTIONS | No. | Yds | Avg | Long | TD |
|-----------------|-----|-----|------|------|----|
| D. McCourty | 5 | 49 | 9.8 | 24 | 0 |
| Collins | 3 | 85 | 28.3 | 69t | 1 |
| Gilmore | 3 | 62 | 20.7 | 54t | 1 |
| Harmon | 2 | 27 | 13.5 | 27 | 0 |
| Jackson | 2 | 20 | 10.0 | 19 | 0 |
| J. McCourty | 1 | 16 | 16.0 | 16 | 0 |
| Simon | 1 | 6 | 6.0 | 6 | 0 |
| T. Brooks | 1 | 0 | 0.0 | 0 | 0 |
| TEAM | 18 | 265 | 14.7 | 69t | 2 |
| OPPONENTS | 5 | 126 | 25.2 | 62 | 1 |

| * PUNTING | No. | Yds | Avg | Net | TB | In | Lg | B |
|-----------|-----|------|------|------|----|----|----|---|
| Bailey | 38 | 1681 | 44.2 | 41.7 | 1 | 17 | 63 | 0 |
| TEAM | 38 | 1681 | 44.2 | 41.7 | 1 | 17 | 63 | 0 |
| OPPONENTS | 49 | 2097 | 42.8 | 38.5 | 2 | 18 | 63 | 2 |

| * PUNT RETURNS | Ret | FC | Yds | Avg | Long | TD |
|----------------|-----|----|-----|-----|------|----|
| TEAM | 19 | 15 | 171 | 9.0 | 22 | 0 |
| OPPONENTS | 12 | 12 | 76 | 6.3 | 13 | 0 |

| * KICKOFF RETURNS | No. | Yds | Avg | Long | TD |
|-------------------|-----|-----|------|------|----|
| Bolden | 6 | 132 | 22.0 | 28 | 0 |
| Edelman | 1 | 19 | 19.0 | 19 | 0 |
| TEAM | 7 | 151 | 21.6 | 28 | 0 |
| OPPONENTS | 10 | 273 | 27.3 | 40 | 0 |

| * FIELD GOALS | 1-19 | 20-29 | 30-39 | 40-49 | 50+ |
|---------------|---|-------|-------|-------|------|
| Gostkowski | 0/ 0 | 3/ 3 | 3/ 3 | 1/ 2 | 0/ 0 |
| Nugent | 0/ 0 | 1/ 1 | 2/ 2 | 0/ 1 | 0/ 0 |
| TEAM | 0/ 0 | 4/ 4 | 5/ 5 | 1/ 3 | 0/ 0 |
| OPPONENTS | 1/ 1 | 0/ 0 | 0/ 0 | 1/ 2 | 0/ 0 |
| Gostkowski: | (25G, 41G, 35G, 39G) (48N, 28G) (37G) (23G) | | | | |
| () | () | | | | |
| Nugent: | () () () (37G, 23G) (40N) (34G) | | | | |
| OPP: | (19G) () (46G, 49N) () () | | | | |

| * PASSING | Att | Cmp | Yds | Cmp% | Yds/Att | TD | TD% | Int | Int% | Long | Sack/Lost | Rating |
|-----------|-----|-----|------|-------|---------|----|-----|-----|------|------|-----------|--------|
| Brady | 273 | 180 | 1992 | 65.9 | 7.30 | 11 | 4.0 | 4 | 1.5 | 58t | 10/ 73 | 94.8 |
| Stidham | 4 | 2 | 14 | 50.0 | 3.50 | 0 | 0.0 | 1 | 25.0 | 11 | 1/ 7 | 18.8 |
| Edelman | 1 | 1 | 32 | 100.0 | 32.00 | 0 | 0.0 | 0 | 0.0 | 32 | 0/ 0 | 118.8 |
| TEAM | 278 | 183 | 2038 | 65.8 | 7.33 | 11 | 4.0 | 5 | 1.8 | 58t | 11/ 80 | 93.2 |
| OPPONENTS | 242 | 123 | 1209 | 50.8 | 5.00 | 1 | 0.4 | 18 | 7.4 | 64t | 26/ 170 | 35.6 |



2019 REGULAR SEASON DEFENSIVE STATISTICS

| PLAYER Name | TACKLES | | | SACKS | | | INTERCEPTIONS | | | | FUMBLES | | | | SP. TEAMS | | | | |
|--------------------|------------|------------|------------|-------------|--------------|-----------|---------------|------------|----------|-----------|----------|----------|-----------|----------|-----------|-----------|----------|----------|----------|
| | TT | UT | A | S | Yds | QH | Int | Yds | TD | PD | FF | FR | Yds | TD | TT | UT | A | FF | FR |
| Jason McCourty | 31 | 25 | 6 | 0.0 | 0.0 | 0 | 1 | 16 | 0 | 4 | 0 | 0 | 0 | 0 | 1 | 0 | 1 | 0 | 0 |
| Jamie Collins Sr. | 30 | 23 | 7 | 4.5 | 34.5 | 6 | 3 | 85 | 1 | 4 | 2 | 1 | 0 | 0 | 0 | 0 | 0 | 0 | 0 |
| Jonathan Jones | 25 | 18 | 7 | 0.0 | 0.0 | 0 | 0 | 0 | 0 | 5 | 1 | 0 | 0 | 0 | 1 | 1 | 0 | 0 | 0 |
| Dont'a Hightower | 24 | 17 | 7 | 2.0 | 13.5 | 5 | 0 | 0 | 0 | 2 | 0 | 0 | 0 | 0 | 0 | 0 | 0 | 0 | 0 |
| Danny Shelton | 23 | 14 | 9 | 2.0 | 14.0 | 4 | 0 | 0 | 0 | 0 | 0 | 0 | 0 | 0 | 0 | 0 | 0 | 0 | 0 |
| Stephon Gilmore | 22 | 17 | 5 | 0.0 | 0.0 | 0 | 3 | 62 | 1 | 9 | 0 | 0 | 0 | 0 | 0 | 0 | 0 | 0 | 0 |
| Lawrence Guy | 21 | 15 | 6 | 0.0 | 0.0 | 0 | 0 | 0 | 0 | 0 | 0 | 0 | 0 | 0 | 0 | 0 | 0 | 0 | 0 |
| Devin McCourty | 20 | 15 | 5 | 0.0 | 0.0 | 0 | 5 | 49 | 0 | 6 | 0 | 0 | 0 | 0 | 0 | 0 | 0 | 0 | 0 |
| John Simon | 18 | 10 | 8 | 3.0 | 18.0 | 5 | 1 | 6 | 0 | 3 | 1 | 0 | 0 | 0 | 1 | 0 | 1 | 0 | 0 |
| Kyle Van Noy | 18 | 10 | 8 | 3.5 | 20.5 | 7 | 0 | 0 | 0 | 3 | 2 | 2 | 22 | 1 | 0 | 0 | 0 | 0 | 0 |
| Patrick Chung | 17 | 13 | 4 | 0.0 | 0.0 | 0 | 0 | 0 | 0 | 1 | 0 | 0 | 0 | 0 | 0 | 0 | 0 | 0 | 0 |
| Ja'Whaun Bentley | 17 | 14 | 3 | 0.0 | 0.0 | 1 | 0 | 0 | 0 | 0 | 0 | 0 | 0 | 0 | 1 | 1 | 0 | 0 | 0 |
| Elandon Roberts | 15 | 9 | 6 | 0.0 | 0.0 | 0 | 0 | 0 | 0 | 2 | 0 | 0 | 0 | 0 | 1 | 0 | 1 | 0 | 0 |
| Adam Butler | 10 | 6 | 4 | 2.5 | 12.0 | 3 | 0 | 0 | 0 | 1 | 0 | 0 | 0 | 0 | 0 | 0 | 0 | 0 | 0 |
| Duron Harmon | 9 | 6 | 3 | 0.0 | 0.0 | 1 | 2 | 27 | 0 | 3 | 0 | 0 | 0 | 0 | 0 | 0 | 0 | 0 | 0 |
| Deatrich Wise Jr. | 9 | 8 | 1 | 1.0 | 0.0 | 6 | 0 | 0 | 0 | 0 | 1 | 0 | 0 | 0 | 0 | 0 | 0 | 0 | 0 |
| J.C. Jackson | 8 | 4 | 4 | 0.0 | 0.0 | 0 | 2 | 20 | 0 | 3 | 0 | 0 | 0 | 0 | 0 | 0 | 0 | 0 | 0 |
| Chase Winovich | 8 | 5 | 3 | 4.0 | 34.0 | 5 | 0 | 0 | 0 | 0 | 0 | 0 | 0 | 0 | 1 | 1 | 0 | 0 | 0 |
| Terrence Brooks | 6 | 3 | 3 | 0.0 | 0.0 | 1 | 1 | 0 | 0 | 1 | 0 | 0 | 0 | 0 | 2 | 2 | 0 | 0 | 0 |
| Michael Bennett | 5 | 4 | 1 | 2.5 | 22.5 | 4 | 0 | 0 | 0 | 1 | 0 | 0 | 0 | 0 | 0 | 0 | 0 | 0 | 0 |
| Shilique Calhoun | 4 | 2 | 2 | 0.0 | 0.0 | 3 | 0 | 0 | 0 | 0 | 0 | 0 | 0 | 0 | 0 | 0 | 0 | 0 | 0 |
| Byron Cowert | 1 | 0 | 1 | 0.0 | 0.0 | 0 | 0 | 0 | 0 | 0 | 0 | 0 | 0 | 0 | 0 | 0 | 0 | 0 | 0 |
| JoeJuan Williams | 1 | 1 | 0 | 0.0 | 0.0 | 0 | 0 | 0 | 0 | 1 | 0 | 0 | 0 | 0 | 0 | 0 | 0 | 0 | 0 |
| Gunner Olszewski | 0 | 0 | 0 | 0.0 | 0.0 | 0 | 0 | 0 | 0 | 0 | 0 | 0 | 0 | 0 | 1 | 1 | 0 | 0 | 0 |
| Team | 0 | 0 | 0 | 1.0 | 1.0 | 0 | 0 | 0 | 0 | 0 | 0 | 0 | 0 | 0 | 0 | 0 | 0 | 0 | 0 |
| Jordan Richards | 0 | 0 | 0 | 0.0 | 0.0 | 0 | 0 | 0 | 0 | 0 | 0 | 0 | 0 | 0 | 2 | 2 | 0 | 0 | 0 |
| Rex Burkhead | 0 | 0 | 0 | 0.0 | 0.0 | 0 | 0 | 0 | 0 | 0 | 0 | 0 | 0 | 0 | 2 | 2 | 0 | 0 | 0 |
| Nate Ebner | 0 | 0 | 0 | 0.0 | 0.0 | 0 | 0 | 0 | 0 | 0 | 0 | 0 | 0 | 0 | 1 | 1 | 0 | 0 | 0 |
| Matthew Slater | 0 | 0 | 0 | 0.0 | 0.0 | 0 | 0 | 0 | 0 | 0 | 0 | 0 | 0 | 0 | 5 | 3 | 2 | 0 | 1 |
| Brandon Bolden | 0 | 0 | 0 | 0.0 | 0.0 | 0 | 0 | 0 | 0 | 0 | 0 | 0 | 0 | 0 | 2 | 1 | 1 | 0 | 0 |
| Stephen Gostkowski | 0 | 0 | 0 | 0.0 | 0.0 | 0 | 0 | 0 | 0 | 0 | 0 | 0 | 0 | 0 | 3 | 2 | 1 | 0 | 0 |
| TOTALS | 342 | 239 | 103 | 26.0 | 170.0 | 51 | 18 | 265 | 2 | 49 | 7 | 3 | 22 | 1 | 24 | 17 | 7 | 0 | 1 |

| FUMBLES - LOST (5-3) | | | | |
|----------------------|----------|----------|----------|----------|
| No. | Lost | Own | | O.B. |
| | | Rec | | |
| Tom Brady | 2 | 1 | 1 | 0 |
| Julian Edelman | 1 | 0 | 0 | 1 |
| Sony Michel | 1 | 1 | 0 | 0 |
| Gunner Olszewski | 1 | 1 | 0 | 0 |
| TOTALS | 5 | 3 | 1 | 1 |

| KEY | |
|-----------------------|--------------------------------------|
| TT-Total Tackles | Int/Yds-Interceptions/Yards Returned |
| UT-Unassisted Tackles | PD-Passes Defensed |
| A-Assisted Tackles | FF-Forced Fumbles |

| BLOCKED KICKS | | | |
|----------------|----------|----------|----------|
| | XP | FG | P |
| Brandon Bolden | 0 | 0 | 1 |
| J.C. Jackson | 0 | 0 | 1 |
| TOTALS | 0 | 0 | 2 |

| MISC. OFFENSIVE STATS | | | | |
|-----------------------|----------|----------|----------|----------|
| | Tkl | Ast | FF | FR |
| James Develin | 1 | 0 | 0 | 0 |
| Julian Edelman | 1 | 0 | 0 | 0 |
| Sony Michel | 1 | 0 | 0 | 0 |
| TOTALS | 3 | 0 | 0 | 0 |



NEW ENGLAND PATRIOTS 2019 STATS PACK

PATRIOTS PARTICIPATION

| | Regular Season | | | | | | | | | | | | | | | | | | | | |
|---------------------|----------------|-----|-----|-----|-----|-----------|-----|-----------|-----------|-----|-----------|-----|-----------|-----------|-----|-----------|----|-----------|-----|-----|--|
| Player | GP | GS | DNP | INA | PIT | MIA at | NYJ | BUF at | WAS at | NYG | NYJ at | CLE | BAL at | PHI at | DAL | HOU at | KC | CIN at | BUF | MIA | |
| Bailey, Jake | 7 | 0 | 0 | 0 | sub | sub | sub | sub | sub | sub | sub | | | | | | | | | | |
| Benenoch, Caleb | 0 | 0 | 0 | 2 | | | X | X | | | | | | | | | | | | | |
| Bennett, Michael | 6 | 1 | 0 | 1 | RE | sub | sub | sub | sub | sub | sub | X | | | | | | | | | |
| Bentley, Ja'Whaun | 7 | 1 | 0 | 0 | sub | sub | sub | sub | LB | sub | sub | sub | | | | | | | | | |
| Bolden, Brandon | 6 | 1 | 0 | 1 | sub | X | RB | sub | sub | sub | sub | | | | | | | | | | |
| Brady, Tom | 7 | 7 | 0 | 0 | QB | QB | QB | QB | QB | QB | QB | | | | | | | | | | |
| Brooks, Terrence | 7 | 0 | 0 | 0 | sub | sub | sub | sub | sub | sub | sub | | | | | | | | | | |
| Brown, Antonio | 1 | 0 | 0 | 0 | | | sub | | | | | | | | | | | | | | |
| Burkhead, Rex | 4 | 1 | 0 | 3 | sub | sub | RB | sub | X | X | X | | | | | | | | | | |
| Butler, Adam | 7 | 2 | 0 | 0 | sub | RE | sub | sub | RE | sub | sub | | | | | | | | | | |
| Calhoun, Shilique | 6 | 1 | 0 | 1 | LE | sub | X | sub | sub | sub | sub | | | | | | | | | | |
| Cannon, Marcus | 6 | 6 | 0 | 1 | RT | X | RT | RT | RT | RT | RT | | | | | | | | | | |
| Cardona, Joe | 7 | 0 | 0 | 0 | sub | sub | sub | sub | sub | sub | sub | | | | | | | | | | |
| Chung, Patrick | 5 | 4 | 0 | 2 | S | sub | S | S | X | S | X | | | | | | | | | | |
| Collins Sr., Jamie | 7 | 7 | 0 | 0 | LB | LB | LB | LB | LB | LB | LB | | | | | | | | | | |
| Cowart, Byron | 3 | 0 | 0 | 4 | X | sub | sub | X | X | X | sub | | | | | | | | | | |
| Cunningham, Korey | 1 | 0 | 0 | 6 | X | sub | X | X | X | X | X | | | | | | | | | | |
| Develin, James | 2 | 2 | 0 | 1 | FB | FB | X | | | | | | | | | | | | | | |
| Dorsett II, Phillip | 6 | 1 | 0 | 1 | sub | sub | sub | sub | sub | X | WR | | | | | | | | | | |
| Ebner, Nate | 5 | 0 | 0 | 2 | sub | sub | X | sub | X | sub | sub | | | | | | | | | | |
| Edelman, Julian | 7 | 6 | 0 | 0 | WR | WR | WR | WR | WR | sub | WR | | | | | | | | | | |
| Eluemunor, Jermaine | 5 | 0 | 1 | 1 | sub | X | sub | sub | dnp | sub | sub | | | | | | | | | | |
| Ferentz, James | 7 | 0 | 0 | 0 | sub | sub | sub | sub | sub | sub | sub | | | | | | | | | | |
| Gilmore, Stephon | 7 | 7 | 0 | 0 | RCB | RCB | RCB | RCB | RCB | RCB | RCB | | | | | | | | | | |
| Gordon, Josh | 6 | 6 | 0 | 1 | WR | WR | WR | WR | WR | WR | X | | | | | | | | | | |
| Gostkowski, Stephen | 4 | 0 | 0 | 0 | sub | sub | sub | sub | | | | | | | | | | | | | |
| Guy, Lawrence | 7 | 7 | 0 | 0 | DT | LE | LE | LE | LE | LE | LE | | | | | | | | | | |
| Harmon, Duron | 7 | 2 | 0 | 0 | sub | sub | sub | sub | S | sub | S | | | | | | | | | | |
| Harris, Damien | 2 | 0 | 0 | 5 | X | X | sub | X | X | X | sub | | | | | | | | | | |
| Hightower, Dont'a | 6 | 6 | 0 | 1 | LB | LB | LB | X | LB | LB | LB | | | | | | | | | | |
| Izzo, Ryan | 6 | 4 | 0 | 1 | TE | sub | TE | TE | sub | TE | X | | | | | | | | | | |
| Jackson, J.C. | 7 | 0 | 0 | 0 | sub | sub | sub | sub | sub | sub | sub | | | | | | | | | | |
| Johnson, Jakob | 4 | 3 | 0 | 0 | | | sub | FB | FB | FB | | | | | | | | | | | |
| Jones, Jonathan | 7 | 5 | 0 | 0 | DB | S | DB | DB | sub | DB | sub | | | | | | | | | | |
| Karras, Ted | 7 | 7 | 0 | 0 | C | C | C | C | C | C | C | | | | | | | | | | |
| Kessler, Cody | 0 | 0 | 0 | 3 | | | | X | X | X | | | | | | | | | | | |
| LaCosse, Matt | 4 | 3 | 1 | 2 | dnp | TE | X | sub | TE | TE | X | | | | | | | | | | |
| Mason, Shaq | 7 | 7 | 0 | 0 | RG | RG | RG | RG | RG | RG | RG | | | | | | | | | | |
| McCourty, Devin | 7 | 7 | 0 | 0 | S | S | S | S | S | S | S | | | | | | | | | | |
| McCourty, Jason | 7 | 7 | 0 | 0 | LCB | LCB | LCB | LCB | LCB | LCB | LCB | | | | | | | | | | |
| Melifonwu, Obi | 0 | 0 | 0 | 1 | | | X | | | | | | | | | | | | | | |
| Meyers, Jakobi | 6 | 0 | 0 | 1 | sub | X | sub | sub | sub | sub | sub | | | | | | | | | | |
| Michel, Sony | 7 | 6 | 0 | 0 | RB | RB | sub | RB | RB | RB | RB | | | | | | | | | | |
| Newhouse, Marshall | 6 | 6 | 0 | 0 | | | RT | LT | LT | LT | LT | | | | | | | | | | |
| Nugent, Mike | 3 | 0 | 0 | 0 | | | | | | | sub | sub | sub | | | | | | | | |
| Olszewski, Gunner | 7 | 0 | 0 | 0 | sub | sub | sub | sub | | | sub | sub | sub | | | | | | | | |
| Richards, Jordan | 3 | 0 | 0 | 0 | | | | | | | sub | sub | sub | | | | | | | | |
| Roberts, Elandon | 7 | 4 | 0 | 0 | sub | LB | LB | sub | LB | sub | LB | | | | | | | | | | |
| Shelton, Danny | 7 | 6 | 0 | 0 | sub | DT | DT | DT | DT | DT | DT | | | | | | | | | | |
| Simon, John | 7 | 4 | 0 | 0 | LB | sub | RE | RE | sub | RE | sub | | | | | | | | | | |
| Slater, Matthew | 7 | 0 | 0 | 0 | sub | sub | sub | sub | sub | sub | sub | | | | | | | | | | |
| Stidham, Jarrett | 3 | 0 | 4 | 0 | dnp | dnp | sub | dnp | sub | dnp | sub | | | | | | | | | | |
| Thomas, Demaryius | 0 | 0 | 0 | 1 | | | X | | | | | | | | | | | | | | |
| Thuney, Joe | 7 | 7 | 0 | 0 | LG | LG | LG | LG | LG | LG | LG | | | | | | | | | | |
| Tomlinson, Eric | 1 | 1 | 0 | 0 | | | | | | | | | TE | | | | | | | | |
| Van Noy, Kyle | 6 | 5 | 0 | 1 | X | LB | sub | LB | LB | LB | LB | | | | | | | | | | |
| Watson, Ben | 1 | 1 | 0 | 0 | | | | | | | | | TE | | | | | | | | |
| White, James | 6 | 0 | 0 | 1 | sub | sub | X | sub | sub | sub | sub | | | | | | | | | | |
| Williams, Joejuan | 3 | 0 | 0 | 4 | X | X | sub | X | sub | X | sub | | | | | | | | | | |
| Winovich, Chase | 7 | 0 | 0 | 0 | sub | sub | sub | sub | sub | sub | sub | | | | | | | | | | |
| Wise Jr., Deatrich | 6 | 1 | 0 | 1 | sub | X | sub | sub | sub | sub | RE | | | | | | | | | | |
| Wynn, Isaiah | 2 | 2 | 0 | 0 | LT | LT | | | | | | | | | | | | | | | |
| Totals | 316 | 154 | 6 | 49 | | | | | | | | | | | | | | | | | |

X - inactive / CAPS - starters / sub - played / dnp - did not play / PS - Practice Squad

KEY:

Not on active roster



NEW ENGLAND PATRIOTS 2019 STATS PACK

GAME-BY-GAME STARTERS

| 2019 OFFENSIVE STARTERS BY GAME | | | | | | | | | | | | |
|---------------------------------|--------------|---------------|-------------|-----------|-----------|----------|-------------|-------------|-----------------|----------|-----------|------------------|
| Date | Opponent | WR | LT | LG | C | RG | RT | TE | WR | QB | RB | TE |
| 09/08 | Pittsburgh | J. Gordon | I. Wynn | J. Thuney | T. Karras | S. Mason | M. Cannon | R. Izzo | J. Edelman | T. Brady | S. Michel | J. Develin (FB) |
| 09/15 at | Miami | J. Gordon | I. Wynn | J. Thuney | T. Karras | S. Mason | M. Newhouse | M. LaCrosse | J. Edelman | T. Brady | S. Michel | J. Develin (FB) |
| 09/22 | N.Y. Jets | J. Gordon | M. Newhouse | J. Thuney | T. Karras | S. Mason | M. Cannon | R. Izzo | J. Edelman | T. Brady | B. Bolden | R. Burkhead (RB) |
| 09/29 at | Buffalo | J. Gordon | M. Newhouse | J. Thuney | T. Karras | S. Mason | M. Cannon | R. Izzo | J. Edelman | T. Brady | S. Michel | J. Johnson (FB) |
| 10/06 at | Washington | J. Gordon | M. Newhouse | J. Thuney | T. Karras | S. Mason | M. Cannon | M. LaCrosse | J. Edelman | T. Brady | S. Michel | J. Johnson (FB) |
| 10/10 | N.Y. Giants | J. Gordon | M. Newhouse | J. Thuney | T. Karras | S. Mason | M. Cannon | M. LaCrosse | J. Johnson (FB) | T. Brady | S. Michel | R. Izzo |
| 10/21 at | N.Y. Jets | P. Dorsett II | M. Newhouse | J. Thuney | T. Karras | S. Mason | M. Cannon | B. Watson | J. Edelman | T. Brady | S. Michel | E. Tomlinson |
| 10/27 | Cleveland | | | | | | | | | | | |
| 11/03 at | Baltimore | | | | | | | | | | | |
| 11/17 at | Philadelphia | | | | | | | | | | | |
| 11/24 | Dallas | | | | | | | | | | | |
| 12/01 at | Houston | | | | | | | | | | | |
| 12/08 | Kansas City | | | | | | | | | | | |
| 12/15 at | Cincinnati | | | | | | | | | | | |
| | Buffalo | | | | | | | | | | | |
| 12/29 | Miami | | | | | | | | | | | |

| 2019 DEFENSIVE STARTERS BY GAME | | | | | | | | | | | | |
|---------------------------------|--------------|------------|------------|-------------|------------|--------------|----------------|---------------|-------------|------------|-----------|-------------|
| Date | Opponent | LE | DT | RE | LB | LB | LB | LB | LCB | RCB | S | S |
| 09/08 | Pittsburgh | S. Calhoun | L. Guy | M. Bennett | J. Simon | D. Hightower | J. Collins Sr. | J. Jones (DB) | J. McCourty | S. Gilmore | P. Chung | D. McCourty |
| 09/15 at | Miami | L. Guy | D. Shelton | A. Butler | K. Van Noy | D. Hightower | J. Collins Sr. | E. Roberts | J. McCourty | S. Gilmore | J. Jones | D. McCourty |
| 09/22 | N.Y. Jets | L. Guy | D. Shelton | J. Simon | E. Roberts | D. Hightower | J. Collins Sr. | J. Jones (DB) | J. McCourty | S. Gilmore | P. Chung | D. McCourty |
| 09/29 at | Buffalo | L. Guy | D. Shelton | J. Simon | K. Van Noy | J. Bentley | J. Collins Sr. | J. Jones (DB) | J. McCourty | S. Gilmore | P. Chung | D. McCourty |
| 10/06 at | Washington | L. Guy | D. Shelton | A. Butler | K. Van Noy | D. Hightower | J. Collins Sr. | E. Roberts | J. McCourty | S. Gilmore | D. Harmon | D. McCourty |
| 10/10 | N.Y. Giants | L. Guy | D. Shelton | J. Simon | K. Van Noy | D. Hightower | J. Collins Sr. | J. Jones (DB) | J. McCourty | S. Gilmore | P. Chung | D. McCourty |
| 10/21 at | N.Y. Jets | L. Guy | D. Shelton | D. Wise Jr. | K. Van Noy | D. Hightower | J. Collins Sr. | E. Roberts | J. McCourty | S. Gilmore | D. Harmon | D. McCourty |
| 10/27 | Cleveland | | | | | | | | | | | |
| 11/03 at | Baltimore | | | | | | | | | | | |
| 11/17 at | Philadelphia | | | | | | | | | | | |
| 11/24 | Dallas | | | | | | | | | | | |
| 12/01 at | Houston | | | | | | | | | | | |
| 12/08 | Kansas City | | | | | | | | | | | |
| 12/15 at | Cincinnati | | | | | | | | | | | |
| | Buffalo | | | | | | | | | | | |
| 12/29 | Miami | | | | | | | | | | | |



2019 NEW ENGLAND PATRIOTS ROSTER

AS OF OCTOBER 22, 2019

ALPHABETICAL ROSTER

| # | NAME | POS | HT | WT | BORN | YR | COLLEGE | H.S. HOMETOWN |
|----|---------------------|-----|------|-----|------------|----|----------------------|--------------------------|
| 7 | Bailey, Jake | P | 6-2 | 205 | 6/18/1997 | R | Stanford | Solana Beach, Calif. |
| 77 | Bennett, Michael | DL | 6-4 | 275 | 11/13/1985 | 11 | Texas A&M | Houston, Texas |
| 51 | Bentley, Ja'Whaun | LB | 6-2 | 255 | 8/24/1996 | 2 | Purdue | Glenarden, Md. |
| 38 | Bolden, Brandon | RB | 5-11 | 220 | 1/26/1990 | 8 | Mississippi | Baton Rouge, La |
| 12 | Brady, Tom | QB | 6-4 | 225 | 8/3/1977 | 20 | Michigan | San Mateo, Calif. |
| 25 | Brooks, Terrence | DB | 5-11 | 205 | 3/2/1992 | 6 | Florida State | Dunnellon, Fla. |
| 34 | Burkhead, Rex | RB | 5-10 | 215 | 7/2/1990 | 7 | Nebraska | Plano, Texas |
| 70 | Butler, Adam | DL | 6-5 | 300 | 4/12/1994 | 3 | Vanderbilt | Duncanville, Texas |
| 90 | Calhoun, Shilque | LB | 6-4 | 260 | 3/20/1992 | 4 | Michigan State | Middletown, N.J. |
| 61 | Cannon, Marcus | OL | 6-6 | 335 | 5/6/1988 | 9 | Texas Christian | Odessa, Texas |
| 49 | Cardona, Joe | LS | 6-3 | 245 | 4/16/1992 | 5 | Navy | El Cajon, Calif. |
| 23 | Chung, Patrick | S | 5-11 | 215 | 8/19/1987 | 11 | Oregon | Rancho Cucamonga, Calif. |
| 58 | Collins Sr., Jamie | LB | 6-3 | 255 | 10/20/1989 | 7 | Southern Mississippi | McCall Creek, Miss. |
| 99 | Cowart, Byron | DL | 6-3 | 300 | 5/20/1996 | R | Maryland | Tampa, Fla. |
| 74 | Cunningham, Korey | OL | 6-6 | 311 | 5/17/1995 | 2 | Cincinnati | Montevallo, Ala. |
| 13 | Dorsett II, Phillip | WR | 5-10 | 192 | 1/5/1993 | 5 | Miami (Fla.) | Ft. Lauderdale, Fla. |
| 43 | Ebner, Nate | DB | 6-0 | 215 | 12/14/1988 | 8 | Ohio State | Dublin, Ohio |
| 11 | Edelman, Julian | WR | 5-10 | 198 | 5/22/1986 | 11 | Kent State | Redwood City, Calif. |
| 65 | Elumunor, Jermaine | OL | 6-4 | 335 | 12/13/1994 | 3 | Texas A&M | Rockaway, N.J. |
| 66 | Ferentz, James | OL | 6-2 | 300 | 6/5/1989 | 4 | Iowa | Iowa City, Iowa |
| 24 | Gilmore, Stephon | CB | 6-1 | 202 | 9/19/1990 | 8 | South Carolina | Rock Hill, S.C. |
| 10 | Gordon, Josh | WR | 6-3 | 225 | 4/13/1991 | 4 | Baylor | Houston, Texas |
| 93 | Guy, Lawrence | DL | 6-4 | 315 | 3/17/1990 | 9 | Arizona State | Las Vegas, Nev. |
| 21 | Harmon, Duron | DB | 6-1 | 205 | 1/24/1991 | 7 | Rutgers | Magnolia, Del. |
| 37 | Harris, Damien | RB | 5-11 | 213 | 2/11/1997 | R | Alabama | Richmond, Ky. |
| 54 | Hightower, Dont'a | LB | 6-3 | 260 | 3/12/1990 | 8 | Alabama | Lewisburg, Tenn. |
| 85 | Izzo, Ryan | TE | 6-5 | 255 | 12/21/1995 | 2 | Florida State | Sparta, N.J. |
| 27 | Jackson, J.C. | DB | 6-1 | 198 | 11/17/1995 | 2 | Maryland | Immokalee, Fla. |
| 31 | Jones, Jonathan | DB | 5-10 | 190 | 9/20/1993 | 4 | Auburn | Carrollton, Ga. |
| 75 | Karras, Ted | OL | 6-4 | 305 | 3/15/1993 | 4 | Illinois | Indianapolis, Ind. |
| 83 | LaCrosse, Matt | TE | 6-6 | 255 | 9/21/1992 | 4 | Illinois | Naperville, Ill. |
| 69 | Mason, Shaq | OL | 6-1 | 310 | 8/28/1993 | 5 | Georgia Tech | Columbia, Tenn. |
| 32 | McCourty, Devin | DB | 5-10 | 195 | 8/13/1987 | 10 | Rutgers | Nyack, N.Y. |
| 30 | McCourty, Jason | CB | 5-11 | 195 | 8/13/1987 | 11 | Rutgers | Nyack, N.Y. |
| 16 | Meyers, Jakobi | WR | 6-2 | 200 | 11/9/1996 | R | North Carolina State | Lithonia, Ga. |
| 26 | Michel, Sony | RB | 5-11 | 215 | 2/17/1995 | 2 | Georgia | Plantation, Fla. |
| 72 | Newhouse, Marshall | OL | 6-4 | 330 | 9/29/1988 | 10 | Texas Christian | Dallas, Texas |
| 2 | Nugent, Mike | K | 5-10 | 190 | 3/2/1982 | 15 | Ohio State | Centerville, Ohio |
| 80 | Olszewski, Gunner | WR | 6-0 | 190 | 11/26/1996 | R | Bemidji State | Alvin, Texas |
| 39 | Richards, Jordan | DB | 5-11 | 210 | 1/21/1993 | 5 | Stanford | Folsom, Calif. |
| 52 | Roberts, Elandon | LB | 6-0 | 238 | 4/22/1994 | 4 | Houston | Port Arthur, Texas |
| 71 | Shelton, Danny | DL | 6-2 | 345 | 8/20/1993 | 5 | Washington | Auburn, Wash. |
| 55 | Simon, John | DE | 6-2 | 260 | 10/14/1990 | 7 | Ohio State | Youngstown, Ohio |
| 18 | Slater, Matthew | WR | 6-0 | 205 | 9/9/1985 | 12 | UCLA | Anaheim, Calif. |
| 4 | Stidham, Jarrett | QB | 6-3 | 215 | 8/8/1996 | R | Auburn | Stephenville, Texas |
| 62 | Thuney, Joe | OL | 6-5 | 308 | 11/18/1992 | 4 | North Carolina State | Centerville, Ohio |
| 82 | Tomlinson, Eric | TE | 6-6 | 263 | 4/22/1992 | 4 | Texas-El Paso | Klein, Texas |
| 53 | Van Noy, Kyle | LB | 6-3 | 250 | 3/26/1991 | 6 | Brigham Young | Reno, Nev. |
| 84 | Watson, Ben | TE | 6-3 | 255 | 12/18/1980 | 16 | Georgia | Rock Hill, S.C. |
| 28 | White, James | RB | 5-10 | 205 | 2/3/1992 | 6 | Wisconsin | Ft. Lauderdale, Fla. |
| 33 | Williams, Joejuan | CB | 6-3 | 212 | 12/6/1997 | R | Vanderbilt | Nashville, Tenn. |
| 50 | Winovich, Chase | DL | 6-3 | 250 | 4/19/1995 | R | Michigan | Jefferson Hills, Pa. |
| 91 | Wise Jr., Deatrich | DL | 6-5 | 275 | 7/26/1994 | 3 | Arkansas | Carrollton, Texas |

NUMERICAL ROSTER

| # | NAME | POS |
|----|--------------------|-----|
| 2 | Mike Nugent | K |
| 4 | Jarrett Stidham | QB |
| 7 | Jake Bailey | P |
| 10 | Josh Gordon | WR |
| 11 | Julian Edelman | WR |
| 12 | Tom Brady | QB |
| 13 | Phillip Dorsett II | WR |
| 16 | Jakobi Meyers | WR |
| 18 | Matthew Slater | WR |
| 21 | Duron Harmon | DB |
| 23 | Patrick Chung | S |
| 24 | Stephon Gilmore | CB |
| 25 | Terrence Brooks | DB |
| 26 | Sony Michel | RB |
| 27 | J.C. Jackson | DB |
| 28 | James White | RB |
| 30 | Jason McCourty | CB |
| 31 | Jonathan Jones | DB |
| 32 | Devin McCourty | DB |
| 33 | Joejuan Williams | CB |
| 34 | Rex Burkhead | RB |
| 37 | Damien Harris | RB |
| 38 | Brandon Bolden | RB |
| 39 | Jordan Richards | DB |
| 43 | Nate Ebner | DB |
| 49 | Joe Cardona | LS |
| 50 | Chase Winovich | DL |
| 51 | Ja'Whaun Bentley | LB |
| 52 | Elandon Roberts | LB |
| 53 | Kyle Van Noy | LB |
| 54 | Dont'a Hightower | LB |
| 55 | John Simon | DE |
| 58 | Jamie Collins Sr. | LB |
| 61 | Marcus Cannon | OL |
| 62 | Joe Thuney | OL |
| 65 | Jermaine Elumunor | OL |
| 66 | James Ferentz | OL |
| 69 | Shaq Mason | OL |
| 70 | Adam Butler | DL |
| 71 | Danny Shelton | DL |
| 72 | Marshall Newhouse | OL |
| 74 | Korey Cunningham | OL |
| 75 | Ted Karras | OL |
| 77 | Michael Bennett | DL |
| 80 | Gunner Olszewski | WR |
| 82 | Eric Tomlinson | TE |
| 83 | Matt LaCrosse | TE |
| 84 | Ben Watson | TE |
| 85 | Ryan Izzo | TE |
| 90 | Shilque Calhoun | LB |
| 91 | Deatrich Wise Jr. | DL |
| 93 | Lawrence Guy | DL |
| 99 | Byron Cowart | DL |

PRACTICE SQUAD

| # | NAME | POS | HT | WT | BORN | YR | COLLEGE | H.S. HOMETOWN |
|----|-----------------|-----|-----|-----|------------|----|-----------------|---------------------|
| 29 | Brooks, Nate | CB | 6-0 | 192 | 9/5/1996 | R | North Texas | Whitehouse, Texas |
| 67 | Gauthier, Tyler | OL | 6-5 | 305 | 6/29/1997 | R | Miami (Fla.) | Venice, Fla. |
| 59 | Hall, Terez | LB | 6-2 | 235 | 11/18/1996 | R | Missouri | Lithonia, Ga. |
| 94 | Kamalu, Ufomba | DL | 6-6 | 295 | 11/2/1992 | 3 | Miami (Fla.) | Fayetteville, Fla. |
| 22 | Melifonwu, Obi | DB | 6-4 | 224 | 4/5/1994 | 3 | Connecticut | Grafton, Mass. |
| 48 | Munson, Calvin | LB | 6-0 | 243 | 12/27/1994 | 2 | San Diego State | St. Charles, Mo. |
| 17 | Ross, Devin | WR | 5-9 | 192 | 8/12/1995 | 1 | Colorado | Los Angeles, Calif. |
| 92 | Thurman, Nick | DL | 6-4 | 305 | 6/12/1995 | 1 | Houston | Dallas, Texas |
| 68 | Toran, Najee | OL | 6-2 | 305 | 11/15/1995 | 1 | UCLA | Houston, Texas |

PRACTICE SQUAD

| # | NAME | POS |
|----|----------------|-----|
| 17 | Devin Ross | WR |
| 22 | Obi Melifonwu | CB |
| 29 | Nate Brooks | CB |
| 48 | Calvin Munson | LB |
| 59 | Terez Hall | LB |
| 67 | Tyler Gauthier | OL |
| 68 | Najee Toran | OL |
| 92 | Nick Thurman | DL |
| 94 | Ufomba Kamalu | DL |

RESERVE/INJURED

| # | NAME | POS | HT | WT | BORN | YR | COLLEGE | H.S. HOMETOWN |
|----|---------------------|-----|-----|-----|------------|----|-----------------------|----------------------|
| 60 | Andrews, David | C | 6-3 | 300 | 7/10/1992 | 5 | Georgia | Johns Creek, Ga. |
| 58 | Davis, Keionta | DL | 6-4 | 280 | 3/1/1994 | 3 | Tennessee-Chattanooga | Chattanooga, Tenn. |
| 46 | Develin, James | FB | 6-3 | 255 | 7/23/1988 | 7 | Brown | Gilbertville, Pa. |
| 64 | Froholdt, Hjalte | OL | 6-5 | 310 | 8/20/1996 | R | Arkansas | Bradenton, Fla. |
| 42 | Gant, Malik | DB | 6-2 | 203 | 5/29/1997 | R | Marshall | Washington, D.C. |
| 3 | Gostkowski, Stephen | K | 6-1 | 215 | 1/28/1984 | 14 | Memphis | Madison, Miss. |
| 15 | Harry, N'Keal | WR | 6-4 | 225 | 12/17/1997 | R | Arizona State | Chandler, Ariz. |
| 47 | Johnson, Jakob | FB | 6-3 | 255 | 12/15/1994 | 1 | Tennessee | Stuttgart, Germany |
| 36 | King, Brandon | LB | 6-2 | 220 | 6/8/1993 | 5 | Auburn | Alabaster, Ala. |
| 95 | Rivers, Derek | DE | 6-5 | 250 | 5/9/1994 | 3 | Youngstown State | Kinston, N.C. |
| 41 | Ross, D'Angelo | DL | 5-9 | 190 | 10/29/1996 | R | New Mexico | La Puente, Calif. |
| 76 | Wynn, Isaiah | OL | 6-2 | 310 | 12/9/1995 | 2 | Georgia | St. Petersburg, Fla. |

RESERVE/INJURED

| # | NAME | POS |
|----|--------------------|-----|
| 3 | Stephen Gostkowski | K |
| 15 | N'Keal Harry | WR |
| 36 | Brandon King | LB |
| 41 | D'Angelo Ross | DB |
| 42 | Malik Gant | DB |
| 46 | James Develin | FB |
| 47 | Jakob Johnson | FB |
| 58 | Keionta Davis | DL |
| 60 | David Andrews | C |
| 64 | Hjalte Froholdt | OL |
| 76 | Isaiah Wynn | OL |
| 95 | Derek Rivers | DE |

RESERVE/NON-FOOTBALL INJURY

| # | NAME | POS | HT | WT | BORN | YR | COLLEGE | H.S. HOMETOWN |
|----|----------------|-----|-----|-----|-----------|----|---------------|---------------|
| 63 | Cajuste, Yodny | OL | 6-5 | 310 | 2/21/1996 | R | West Virginia | Miami, Fla. |

RESERVE/NON-FOOTBALL INJURY

| # | NAME | POS |
|----|---------------|-----|
| 63 | Yodny Cajuste | OL |

HEAD COACH: BILL BELICHICK

ASSISTANTS: Cam Achord, Assistant Special Teams; Steve Belichick, Secondary, Safeties; Bret Bielema, Defensive Line; Moses Cabrera, Head Strength and Conditioning; Nick Caley, Tight Ends; DeMarcus Covington, Outside Linebackers; Ivan Fears, Running Backs; Joe Judge, Special Teams Coordinator/Wide Receivers; Mick Lombardi, Assistant Quarterbacks; Deron Mayo, Assistant Strength and Conditioning; Jerod Mayo, Inside Linebackers; Josh McDaniels, Offensive Coordinator/Quarterbacks; Mike Pellegrino, Cornerbacks; Cole Popovich, Assistant Running Backs; Dante Scarnecchia, Offensive Line.



2019 NUMERICAL ROSTER

October 22, 2019

| # | NAME | POS | HT | WT | AGE | YR | COLLEGE | HOW ACQ. |
|----|--------------------|-----|------|-----|-----|----|----------------------|--------------|
| 2 | Mike Nugent | K | 5-10 | 190 | 37 | 15 | Ohio State | FA-19 |
| 4 | Jarrett Stidham | QB | 6-3 | 215 | 23 | R | Auburn | D4b-19 |
| 7 | Jake Bailey | P | 6-2 | 205 | 22 | R | Stanford | D5b-19 |
| 10 | Josh Gordon | WR | 6-3 | 225 | 28 | 4 | Baylor | TR (CLE)-18 |
| 11 | Julian Edelman | WR | 5-10 | 198 | 33 | 11 | Kent State | D7a-09 |
| 12 | Tom Brady | QB | 6-4 | 225 | 42 | 20 | Michigan | D6b-00 |
| 13 | Phillip Dorsett II | WR | 5-10 | 192 | 26 | 5 | Miami (Fla.) | TR (IND)-17 |
| 16 | Jakobi Meyers | WR | 6-2 | 200 | 22 | R | North Carolina State | FA-19 |
| 18 | Matthew Slater | WR | 6-0 | 205 | 34 | 12 | UCLA | D5-08 |
| 21 | Duron Harmon | DB | 6-1 | 205 | 28 | 7 | Rutgers | D3b-13 |
| 23 | Patrick Chung | S | 5-11 | 215 | 32 | 11 | Oregon | FA-14 |
| 24 | Stephon Gilmore | CB | 6-1 | 202 | 29 | 8 | South Carolina | UFA (BUF)-17 |
| 25 | Terrence Brooks | DB | 5-11 | 205 | 27 | 6 | Florida State | UFA (NYJ)-19 |
| 26 | Sony Michel | RB | 5-11 | 215 | 24 | 2 | Georgia | D1b-18 |
| 27 | J.C. Jackson | DB | 6-1 | 198 | 23 | 2 | Maryland | FA-18 |
| 28 | James White | RB | 5-10 | 205 | 27 | 6 | Wisconsin | D4b-14 |
| 30 | Jason McCourty | CB | 5-11 | 195 | 32 | 11 | Rutgers | TR (CLE)-18 |
| 31 | Jonathan Jones | DB | 5-10 | 190 | 26 | 4 | Auburn | FA-16 |
| 32 | Devin McCourty | DB | 5-10 | 195 | 32 | 10 | Rutgers | D1-10 |
| 33 | Joejuan Williams | CB | 6-3 | 212 | 21 | R | Vanderbilt | D2-19 |
| 34 | Rex Burkhead | RB | 5-10 | 215 | 29 | 7 | Nebraska | UFA (CIN)-17 |
| 37 | Damien Harris | RB | 5-11 | 213 | 22 | R | Alabama | D3b-19 |
| 38 | Brandon Bolden | RB | 5-11 | 220 | 29 | 8 | Mississippi | UFA (MIA)-19 |
| 39 | Jordan Richards | DB | 5-11 | 210 | 26 | 5 | Stanford | FA-19 |
| 43 | Nate Ebner | DB | 6-0 | 215 | 30 | 8 | Ohio State | D6-12 |
| 49 | Joe Cardona | LS | 6-3 | 245 | 27 | 5 | Navy | D5-15 |
| 50 | Chase Winovich | DL | 6-3 | 250 | 24 | R | Michigan | D3a-19 |
| 51 | Ja'Whaun Bentley | LB | 6-2 | 255 | 23 | 2 | Purdue | D5-18 |
| 52 | Elandon Roberts | LB | 6-0 | 238 | 25 | 4 | Houston | D6b-16 |
| 53 | Kyle Van Noy | LB | 6-3 | 250 | 28 | 6 | Brigham Young | TR (DET)-16 |
| 54 | Dont'a Hightower | LB | 6-3 | 260 | 29 | 8 | Alabama | D1b-12 |
| 55 | John Simon | DE | 6-2 | 260 | 29 | 7 | Ohio State | FA-18 |
| 58 | Jamie Collins Sr. | LB | 6-3 | 255 | 30 | 7 | Southern Mississippi | FA-19 |
| 61 | Marcus Cannon | OL | 6-6 | 335 | 31 | 9 | Texas Christian | D5a-11 |
| 62 | Joe Thuney | OL | 6-5 | 308 | 26 | 4 | North Carolina State | D3a-16 |
| 65 | Jermaine Eluemunor | OL | 6-4 | 335 | 24 | 3 | Texas A&M | TR (BAL)-19 |
| 66 | James Ferentz | OL | 6-2 | 300 | 30 | 4 | Iowa | FA-17 |
| 69 | Shaq Mason | OL | 6-1 | 310 | 26 | 5 | Georgia Tech | D4c-15 |
| 70 | Adam Butler | DL | 6-5 | 300 | 25 | 3 | Vanderbilt | FA-17 |
| 71 | Danny Shelton | DL | 6-2 | 345 | 26 | 5 | Washington | FA-19 |
| 72 | Marshall Newhouse | OL | 6-4 | 330 | 31 | 10 | Texas Christian | FA-19 |
| 74 | Korey Cunningham | OL | 6-6 | 311 | 24 | 2 | Cincinnati | TR (ARI)-19 |
| 75 | Ted Karras | OL | 6-4 | 305 | 26 | 4 | Illinois | D6c-16 |
| 77 | Michael Bennett | DL | 6-4 | 275 | 33 | 11 | Texas A&M | TR (PHI)-19 |
| 80 | Gunner Olszewski | WR | 6-0 | 190 | 22 | R | Bemidji State | FA-19 |
| 82 | Eric Tomlinson | TE | 6-6 | 263 | 27 | 4 | Texas-El Paso | FA-19 |
| 83 | Matt LaCosse | TE | 6-6 | 255 | 27 | 4 | Illinois | FA-19 |
| 84 | Ben Watson | TE | 6-3 | 255 | 38 | 16 | Georgia | FA-19 |
| 85 | Ryan Izzo | TE | 6-5 | 255 | 23 | 2 | Florida State | D7c-18 |
| 90 | Shilique Calhoun | LB | 6-4 | 260 | 27 | 4 | Michigan State | FA-19 |
| 91 | Deatrich Wise Jr. | DL | 6-5 | 275 | 25 | 3 | Arkansas | D4-17 |
| 93 | Lawrence Guy | DL | 6-4 | 315 | 29 | 9 | Arizona State | UFA (BAL)-17 |
| 99 | Byron Cowart | DL | 6-3 | 300 | 23 | R | Maryland | D5a-19 |

PRACTICE SQUAD

| # | NAME | POS | HT | WT | AGE | YR | COLLEGE | HOW ACQ. |
|----|----------------|-----|-----|-----|-----|----|-----------------|----------|
| 17 | Devin Ross | TE | 5-9 | 192 | 24 | 1 | Colorado | FA-19 |
| 22 | Obi Melifonwu | DB | 6-4 | 224 | 25 | 3 | Connecticut | FA-18 |
| 29 | Nate Brooks | CB | 6-0 | 192 | 23 | R | North Texas | FA-19 |
| 48 | Calvin Munson | LB | 6-0 | 243 | 24 | 2 | San Diego State | FA-18 |
| 59 | Terez Hall | LB | 6-2 | 235 | 22 | R | Missouri | FA-19 |
| 67 | Tyler Gauthier | OL | 6-5 | 305 | 22 | R | Miami (Fla.) | FA-19 |
| 68 | Najee Toran | OL | 6-2 | 305 | 23 | 1 | UCLA | FA-19 |
| 92 | Nick Thurman | DL | 6-4 | 305 | 24 | 1 | Houston | FA-19 |
| 94 | Ufomba Kamalu | DL | 6-6 | 295 | 26 | 3 | Miami (Fla.) | FA-18 |

RESERVE/INJURED

| # | NAME | POS | HT | WT | AGE | YR | COLLEGE | DATE |
|----|--------------------|-----|-----|-----|-----|----|-----------------------|-------------|
| 3 | Stephen Gostkowski | K | 6-1 | 215 | 35 | 14 | Memphis | (10/2/2019) |
| 15 | N'Keal Harry | WR | 6-4 | 225 | 21 | R | Arizona State | (9/2/2019) |
| 36 | Brandon King | LB | 6-2 | 220 | 26 | 5 | Auburn | (8/25/2019) |
| 41 | D'Angelo Ross | DB | 5-9 | 190 | 22 | R | New Mexico | (8/13/2019) |
| 42 | Malik Gant | DB | 6-2 | 203 | 22 | R | Marshall | (8/31/2019) |
| 46 | James Develin | FB | 6-3 | 255 | 31 | 7 | Brown | (9/23/2019) |
| 47 | Jakob Johnson | FB | 6-3 | 255 | 24 | 1 | Tennessee | 10/14/2019 |
| 58 | Keionta Davis | DL | 6-4 | 280 | 25 | 3 | Tennessee-Chattanooga | (8/26/2019) |
| 60 | David Andrews | C | 6-3 | 300 | 27 | 5 | Georgia | (8/31/2019) |
| 64 | Hjalte Froholdt | OL | 6-5 | 310 | 23 | R | Arkansas | (8/31/2019) |
| 76 | Isaiah Wynn | OL | 6-2 | 310 | 23 | 2 | Georgia | (9/17/19) |
| 95 | Derek Rivers | DE | 6-5 | 250 | 25 | 3 | Youngstown State | (8/31/2019) |

RESERVE/NON-FOOTBALL INJURY

| # | NAME | POS | HT | WT | AGE | YR | COLLEGE | DATE |
|----|---------------|-----|-----|-----|-----|----|---------------|-------------|
| 63 | Yodny Cajuste | OL | 6-5 | 310 | 23 | R | West Virginia | (8/31/2019) |



2019 POSITIONAL ROSTER

October 22, 2019

| DEFENSE (25) | | | | | | | | |
|---------------------------------|---------------------|-----|------|-----|------------|----|-----------------------|--------------------------|
| # | NAME | POS | HT | WT | BORN | YR | COLLEGE | H.S. HOMETOWN |
| DEFENSIVE LINE (8) | | | | | | | | |
| 77 | Bennett, Michael | DL | 6-4 | 275 | 11/13/1985 | 11 | Texas A&M | Houston, Texas |
| 70 | Butler, Adam | DL | 6-5 | 300 | 4/12/1994 | 3 | Vanderbilt | Duncanville, Texas |
| 99 | Cowart, Byron | DL | 6-3 | 300 | 5/20/1996 | R | Maryland | Tampa, Fla. |
| 93 | Guy, Lawrence | DL | 6-4 | 315 | 3/17/1990 | 9 | Arizona State | Las Vegas, Nev. |
| 71 | Shelton, Danny | DL | 6-2 | 345 | 8/20/1993 | 5 | Washington | Auburn, Wash. |
| 55 | Simon, John | DE | 6-2 | 260 | 10/14/1990 | 7 | Ohio State | Youngstown, Ohio |
| 50 | Winovich, Chase | DL | 6-3 | 250 | 4/19/1995 | R | Michigan | Jefferson Hills, Pa. |
| 91 | Wise Jr., Deatrich | DL | 6-5 | 275 | 7/26/1994 | 3 | Arkansas | Carrollton, Texas |
| LINEBACKER (6) | | | | | | | | |
| 51 | Bentley, Ja'Whaun | LB | 6-2 | 255 | 8/24/1996 | 2 | Purdue | Glenarden, Md. |
| 90 | Calhoun, Shilique | LB | 6-4 | 260 | 3/20/1992 | 4 | Michigan State | Middletown, N.J. |
| 58 | Collins Sr., Jamie | LB | 6-3 | 255 | 10/20/1989 | 7 | Southern Mississippi | McCall Creek, Miss. |
| 54 | Hightower, Dont'a | LB | 6-3 | 260 | 3/12/1990 | 8 | Alabama | Lewisburg, Tenn. |
| 52 | Roberts, Elandon | LB | 6-0 | 238 | 4/22/1994 | 4 | Houston | Port Arthur, Texas |
| 53 | Van Noy, Kyle | LB | 6-3 | 250 | 3/26/1991 | 6 | Brigham Young | Reno, Nev. |
| DEFENSIVE BACK (11) | | | | | | | | |
| 25 | Brooks, Terrence | DB | 5-11 | 205 | 3/2/1992 | 6 | Florida State | Dunnellon, Fla. |
| 23 | Chung, Patrick | S | 5-11 | 215 | 8/19/1987 | 11 | Oregon | Rancho Cucamonga, Calif. |
| 43 | Ebner, Nate | DB | 6-0 | 215 | 12/14/1988 | 8 | Ohio State | Dublin, Ohio |
| 24 | Gilmore, Stephon | CB | 6-1 | 202 | 9/19/1990 | 8 | South Carolina | Rock Hill, S.C. |
| 21 | Harmon, Duron | DB | 6-1 | 205 | 1/24/1991 | 7 | Rutgers | Magnolia, Del. |
| 27 | Jackson, J.C. | DB | 6-1 | 198 | 11/17/1995 | 2 | Maryland | Immokalee, Fla. |
| 31 | Jones, Jonathan | DB | 5-10 | 190 | 9/20/1993 | 4 | Auburn | Carrollton, Ga. |
| 32 | McCourt, Devin | DB | 5-10 | 195 | 8/13/1987 | 10 | Rutgers | Nyack, N.Y. |
| 30 | McCourt, Jason | CB | 5-11 | 195 | 8/13/1987 | 11 | Rutgers | Nyack, N.Y. |
| 39 | Richards, Jordan | DB | 5-11 | 210 | 1/21/1993 | 5 | Stanford | Folsom, Calif. |
| 33 | Williams, Joejuan | CB | 6-3 | 212 | 12/6/1997 | R | Vanderbilt | Nashville, Tenn. |
| OFFENSE (25) | | | | | | | | |
| # | NAME | POS | HT | WT | BORN | YR | COLLEGE | H.S. HOMETOWN |
| OFFENSIVE LINE (8) | | | | | | | | |
| 61 | Cannon, Marcus | OL | 6-6 | 335 | 5/6/1988 | 9 | Texas Christian | Odessa, Texas |
| 74 | Cunningham, Korey | OL | 6-6 | 311 | 5/17/1995 | 2 | Cincinnati | Montevallo, Ala. |
| 65 | Eluemunor, Jermaine | OL | 6-4 | 335 | 12/13/1994 | 3 | Texas A&M | Rockaway, N.J. |
| 66 | Ferentz, James | OL | 6-2 | 300 | 6/5/1989 | 4 | Iowa | Iowa City, Iowa |
| 75 | Karras, Ted | OL | 6-4 | 305 | 3/15/1993 | 4 | Illinois | Indianapolis, Ind. |
| 69 | Mason, Shaq | OL | 6-1 | 310 | 8/28/1993 | 5 | Georgia Tech | Columbia, Tenn. |
| 72 | Newhouse, Marshall | OL | 6-4 | 330 | 9/29/1988 | 10 | Texas Christian | Dallas, Texas |
| 62 | Thuney, Joe | OL | 6-5 | 308 | 11/18/1992 | 4 | North Carolina State | Centerville, Ohio |
| QUARTERBACK (2) | | | | | | | | |
| 12 | Brady, Tom | QB | 6-4 | 225 | 8/3/1977 | 20 | Michigan | San Mateo, Calif. |
| 4 | Stidham, Jarrett | QB | 6-3 | 215 | 8/8/1996 | R | Auburn | Stephenville, Texas |
| WIDE RECEIVER (6) | | | | | | | | |
| 13 | Dorsett II, Phillip | WR | 5-10 | 192 | 1/5/1993 | 5 | Miami (Fla.) | Ft. Lauderdale, Fla. |
| 11 | Edelman, Julian | WR | 5-10 | 198 | 5/22/1986 | 11 | Kent State | Redwood City, Calif. |
| 10 | Gordon, Josh | WR | 6-3 | 225 | 4/13/1991 | 4 | Baylor | Houston |
| 16 | Meyers, Jakobi | WR | 6-2 | 200 | 11/9/1996 | R | North Carolina State | Lithonia, Ga. |
| 80 | Olszewski, Gunner | WR | 6-0 | 190 | 11/26/1996 | R | Bemidji State | Alvin, Texas |
| 18 | Slater, Matthew | WR | 6-0 | 205 | 9/9/1985 | 12 | UCLA | Anaheim, Calif. |
| RUNNING BACK (5) | | | | | | | | |
| 38 | Bolden, Brandon | RB | 5-11 | 220 | 1/26/1990 | 8 | Mississippi | Baton Rouge, La. |
| 34 | Burkhead, Rex | RB | 5-10 | 215 | 7/2/1990 | 7 | Nebraska | Plano, Texas |
| 37 | Harris, Damien | RB | 5-11 | 213 | 2/11/1997 | R | Alabama | Richmond, Ky. |
| 26 | Michel, Sony | RB | 5-11 | 215 | 2/17/1995 | 2 | Georgia | Plantation, Fla. |
| 28 | White, James | RB | 5-10 | 205 | 2/3/1992 | 6 | Wisconsin | Ft. Lauderdale, Fla. |
| TIGHT END (4) | | | | | | | | |
| 85 | Izzo, Ryan | TE | 6-5 | 255 | 12/21/1995 | 2 | Florida State | Sparta, N.J. |
| 83 | LaCrosse, Matt | TE | 6-6 | 255 | 9/21/1992 | 4 | Illinois | Naperville, Illi. |
| 82 | Tomlinson, Eric | TE | 6-6 | 263 | 4/22/1992 | 4 | Texas-El Paso | Klein, Texas |
| 84 | Watson, Ben | TE | 6-3 | 255 | 12/18/1980 | 16 | Georgia | Rock Hill, S.C. |
| SPECIALISTS (3) | | | | | | | | |
| # | NAME | POS | HT | WT | BORN | YR | COLLEGE | H.S. HOMETOWN |
| SPECIALISTS (3) | | | | | | | | |
| 2 | Nugent, Mike | K | 5-10 | 190 | 3/2/1982 | 15 | Ohio State | Centerville, Ohio |
| 7 | Bailey, Jake | P | 6-2 | 205 | 6/18/1997 | R | Stanford | Solana Beach, Calif. |
| 49 | Cardona, Joe | LS | 6-3 | 245 | 4/16/1992 | 5 | Navy | El Cajon, Calif. |
| RESERVE/INJURED (12) | | | | | | | | |
| # | NAME | POS | HT | WT | BORN | YR | COLLEGE | H.S. HOMETOWN |
| RESERVE/INJURED (12) | | | | | | | | |
| 60 | Andrews, David | C | 6-3 | 300 | 7/10/1992 | 5 | Georgia | Johns Creek, Ga. |
| 58 | Davis, Keionta | DL | 6-4 | 280 | 3/1/1994 | 3 | Tennessee-Chattanooga | Chattanooga, Tenn. |
| 46 | Develin, James | FB | 6-3 | 255 | 7/23/1988 | 7 | Brown | Gilbertsville, Pa. |
| 64 | Froholdt, Hjalte | OL | 6-5 | 310 | 8/20/1996 | R | Arkansas | Bradenton, Fla. |
| 42 | Gant, Malik | DB | 6-2 | 203 | 5/29/1997 | R | Marshall | Washington, D.C. |
| 3 | Gostkowski, Stephen | K | 6-1 | 215 | 1/28/1984 | 14 | Memphis | Madison, Miss. |
| 15 | Harry, N'Keal | WR | 6-4 | 225 | 12/17/1997 | R | Arizona State | Chandler, Ariz. |
| 47 | Johnson, Jakob | FB | 6-3 | 255 | 12/15/1994 | 1 | Tennessee | Stuttgart, Germany |
| 36 | King, Brandon | LB | 6-2 | 220 | 6/8/1993 | 5 | Auburn | Alabaster, Ala. |
| 95 | Rivers, Derek | DE | 6-5 | 250 | 5/9/1994 | 3 | Youngstown State | Kinston, N.C. |
| 41 | Ross, D'Angelo | DB | 5-9 | 190 | 10/29/1996 | R | New Mexico | LaPuente, Calif. |
| 76 | Wynn, Isaiah | OL | 6-2 | 310 | 12/9/1995 | 2 | Georgia | St. Petersburg, Fla. |
| RESERVE/NON-FOOTBALL INJURY (1) | | | | | | | | |
| # | NAME | POS | HT | WT | BORN | YR | COLLEGE | H.S. HOMETOWN |
| RESERVE/NFI (1) | | | | | | | | |
| 63 | Cajuste, Yodny | OL | 6-5 | 310 | 2/21/1996 | R | West Virginia | Miami, Fla. |



HOW THE PATRIOTS WERE BUILT

UPDATED: October 22, 2019

| <u>YEAR</u> | <u>DRAFTEES (24)</u> | <u>VETERAN FREE AGENTS (16)</u> | <u>WAIVERS (0) / TRADES (8)</u> | <u>ROOKIE AND FIRST-YEAR FREE AGENTS (5)</u> |
|-------------|--|---|--|--|
| 2000 | Tom Brady (6b) | | | |
| 2008 | Matthew Slater (5) | | | |
| 2009 | Julian Edelman (7a) | | | |
| 2010 | Devin McCourty (1) | | | |
| 2011 | Marcus Cannon (5a) | | | |
| 2012 | Dont'a Hightower (1b) Nate Ebner (6) | | | |
| 2013 | Duron Harmon (3b) | | | |
| 2014 | James White (4b) | Patrick Chung (2) (NE) | | |
| 2015 | Shaq Mason (4c) Joe Cardona (5) | | | |
| 2016 | Joe Thuney (3a) Elandon Roberts (6b) Ted Karras (6c) | | Kyle Van Noy (2) (tr-DET) | Jonathan Jones (fa) |
| 2017 | Deatrich Wise Jr. (4) | Rex Burkhead (6) (CIN) Stephon Gilmore (1) (BUF) Lawrence Guy (7) (GB) | Phillip Dorsett II (1) (tr-IND) | Adam Butler (fa) |
| 2018 | Sony Michel (1b) Ja'Whaun Bentley (5) Ryan Izzo (7c) | James Ferentz (fa) (HOU) John Simon (4) (BAL) | Josh Gordon (Sup-2) (tr-CLE) Jason McCourty (6) (tr-CLE) Danny Shelton (1) (tr-CLE) | J.C. Jackson (fa) |
| 2019 | Joejuan Williams (2) Chase Winovich (3a) Damien Harris (3b) Jarrett Stidham (4b) Byron Cowart (5a) Jake Bailey (5b) | Brandon Bolden (fa) (NE) Terrence Brooks (3) (BAL) Shilique Calhoun (3) (OAK) Jamie Collins Sr. (2) (NE) Matt LaCrosse (fa) (NYG) Marshall Newhouse (5) (GB) Mike Nugent (2) (NYJ) Jordan Richards (2) (NE) Eric Tomlinson (fa) (PHIL) Ben Watson (1) (NE) | Michael Bennett (fa) (tr-PHI) Korey Cunningham (7) (tr-ARI) Jermaine Eluemunor (fa) (tr-BAL) | Jakobi Meyers (fa) Gunner Olszewski (fa) |

NOTE: Team in parenthesis is the player's original team

(#) – indicates round drafted

(fa) – indicates non-drafted free agents

RESERVE/NFI LIST

Yodny Cajuste (3c)

RESERVE/INJURED LIST

David Andrews (fa)
Keionta Davis (fa)
James Develin (fa) (CIN)
Hjalte Froholdt (4a)
Malik Gant (fa)
Stephen Gostkowski (4b)
N'Keal Harry (1)
Jakob Johnson (fa)
Brandon King (fa)
Derek Rivers (3a)
D'Angelo Ross (fa)
Isaiah Wynn (1a)

UNOFFICIAL DEPTH CHART

Unofficial depth chart compiled by Patriots media relations

OFFENSE

| | | | |
|------------|----------------------|--------------------------|---------------------------------|
| WR: | 10 Josh Gordon | <u>16 Jakobi Meyers</u> | 18 Matthew Slater |
| LT: | 72 Marshall Newhouse | 74 Korey Cunningham | |
| LG: | 62 Joe Thuney | 65 Jermaine Eluemunor | |
| C: | 75 Ted Karras | 66 James Ferentz | |
| RG: | 69 Shaq Mason | 66 James Ferentz | |
| RT: | 61 Marcus Cannon | 74 Korey Cunningham | |
| TE: | 83 Matt LaCosse | 85 Ryan Izzo | 84 Ben Watson 82 Eric Tomlinson |
| WR: | 11 Julian Edelman | 13 Phillip Dorsett II | <u>80 Gunner Olszewski</u> |
| QB: | 12 Tom Brady | <u>4 Jarrett Stidham</u> | |
| RB: | 26 Sony Michel | 38 Brandon Bolden | <u>37 Damien Harris</u> |
| RB: | 28 James White | 34 Rex Burkhead | |

DEFENSE

| | | | |
|-------------|----------------------|----------------------|----------------------------|
| LE: | 93 Lawrence Guy | 91 Deatrich Wise Jr. | <u>50 Chase Winovich</u> |
| DT: | 71 Danny Shelton | 70 Adam Butler | <u>99 Byron Cowart</u> |
| RE: | 55 John Simon | 77 Michael Bennett | |
| LB: | 58 Jamie Collins Sr. | 90 Shilique Calhoun | |
| LB: | 54 Dont'a Hightower | 51 Ja'Whaun Bentley | |
| LB: | 52 Elandon Roberts | 51 Ja'Whaun Bentley | |
| LB: | 53 Kyle Van Noy | 90 Shilique Calhoun | |
| RCB: | 24 Stephon Gilmore | 31 Jonathan Jones | <u>33 Joejuan Williams</u> |
| LCB: | 30 Jason McCourty | 27 J.C. Jackson | |
| S: | 23 Patrick Chung | 21 Duron Harmon | 25 Terrence Brooks |
| S: | 32 Devin McCourty | 43 Nate Ebner | 39 Jordan Richards |

SPECIAL TEAMS

| | | |
|------------|----------------------------|-------------------|
| K: | 2 Mike Nugent | |
| P: | <u>7 Jake Bailey</u> | |
| H: | <u>7 Jake Bailey</u> | |
| PR: | <u>80 Gunner Olszewski</u> | 11 Julian Edelman |
| KR: | <u>80 Gunner Olszewski</u> | 18 Matthew Slater |
| LS: | 49 Joe Cardona | |

PRONUNCIATION GUIDE

| | | | |
|--------------------|-------------------|-------------------|------------------|
| Ja'Whaun Bentley | ja-WHAN | Ted Karras | CARE-us |
| Shilique Calhoun | sha-LEEK cal-HOON | Matt Lacosse | la-COSS |
| Joe Cardona | car-DOAN-a | Sony Michel | SO-nee mih-SHELL |
| Byron Cowart | COW-ert | Gunner Olszewski | O-sheh-ski |
| Phillip Dorsett II | door-SET | Elandon Roberts | EE-lan-don |
| Jermaine Eluemunor | eh-LOO-muh-nor | Jarrett Stidham | STID-um |
| James Ferentz | FAIR-ins | Joe Thuney | TOO-nee |
| Stephon Gilmore | steph-AHN | Joejuan Williams | joe-WAHN |
| Damien Harris | day-MEE-en | Chase Winovich | WIN-o-vich |
| Dont'a Hightower | don-TAY | Deatrich Wise Jr. | DEE-tritch |



2019 TRANSACTIONS

UPDATED: October 22, 2019

FEBRUARY 2019

| | | |
|----------|-------------------|-----------------------------|
| 2/5/2019 | Croston, Cole | Signed to a future contract |
| 2/5/2019 | Eldrenkamp, Jake | Signed to a future contract |
| 2/5/2019 | Etling, Danny | Signed to a future contract |
| 2/5/2019 | Harris, Trent | Signed to a future contract |
| 2/5/2019 | Herron, Frank | Signed to a future contract |
| 2/5/2019 | Howard, A.J. | Signed to a future contract |
| 2/5/2019 | Mathews, Ryker | Signed to a future contract |
| 2/5/2019 | Munson, Calvin | Signed to a future contract |
| 2/5/2019 | Parry, David | Signed to a future contract |
| 2/5/2019 | Patterson, Damoun | Signed to a future contract |
| 2/5/2019 | Skipper, Dan | Signed to a future contract |

MARCH 2019

| | | |
|-----------|------------------|-----------------------------------|
| 3/4/2019 | Allen, Dwayne | Released |
| 3/4/2019 | Andrews, Darren | Released |
| 3/14/2019 | Bennett, Michael | Acquired Via Trade (Philadelphia) |
| 3/14/2019 | Bolden, Brandon | Signed |
| 3/14/2019 | McCourty, Jason | Re-signed |
| 3/15/2019 | Brooks, Terrence | Signed |
| 3/15/2019 | Ellington, Bruce | Signed |
| 3/15/2019 | Harris, Maurice | Signed |
| 3/15/2019 | LaCrosse, Matt | Signed |
| 3/15/2019 | Pennel Jr., Mike | Signed |
| 3/15/2019 | Simon, John | Re-signed |
| 3/15/2019 | Clayborn, Adrian | Released |
| 3/19/2019 | Dorsett, Phillip | Re-signed |
| 3/22/2019 | Allen, Ryan | Re-signed |
| 3/24/2019 | Gronkowski, Rob | Announced his retirement |

APRIL 2019

| | | |
|-----------|--------------------------|-------------------|
| 4/1/2019 | Lang, Cedrick | Signed |
| 4/8/2019 | Johnson, Jakob | Signed |
| 4/10/2019 | Gostkowski, Stephen | Re-signed |
| 4/10/2019 | Seferian-Jenkins, Austin | Signed |
| 4/16/2019 | Jones, Jonathan | Re-signed |
| 4/16/2019 | Thomas, Demaryius | Signed |
| 4/25/2019 | Harry, N'Keal | Drafted |
| 4/26/2019 | Williams, Joejuan | Drafted |
| 4/26/2019 | Winovich, Chase | Drafted |
| 4/26/2019 | Harris, Damien | Drafted |
| 4/26/2019 | Cajuste, Yodny | Drafted |
| 4/27/2019 | Froholdt, Hjalte | Drafted |
| 4/27/2019 | Stidham, Jarrett | Drafted |
| 4/27/2019 | Cowart, Byron | Drafted |
| 4/27/2019 | Bailey, Jake | Drafted |
| 4/27/2019 | Webster, Ken | Drafted |
| 4/29/2019 | Hollister, Jacob | Traded to Seattle |

MAY 2019

| | | |
|-----------|--------------------|---------------------|
| 5/2/2019 | Anderson, Calvin | Signed |
| 5/2/2019 | Beck, Andrew | Signed |
| 5/2/2019 | Brossette, Nick | Signed |
| 5/2/2019 | Calhoun, Shillique | Signed |
| 5/2/2019 | Davis, Ryan | Signed |
| 5/2/2019 | Gant, Malik | Signed |
| 5/2/2019 | Gauthier, Tyler | Signed |
| 5/2/2019 | Hall, Terez | Signed |
| 5/2/2019 | Meyers, Jakobi | Signed |
| 5/2/2019 | Ross, D'Angelo | Signed |
| 5/2/2019 | St. Louis, Tyree | Signed |
| 5/2/2019 | Thurman, Nick | Signed |
| 5/2/2019 | Mathews, Ryker | Released |
| 5/6/2019 | Ubosi, Xavier | Signed |
| 5/8/2019 | Ellington, Bruce | Released |
| 5/10/2019 | Watson, Ben | Signed |
| 5/10/2019 | Bailey, Jake | Signed/Draft Choice |
| 5/10/2019 | Cajuste, Yodny | Signed/Draft Choice |
| 5/10/2019 | Cowart, Byron | Signed/Draft Choice |
| 5/10/2019 | Froholdt, Hjalte | Signed/Draft Choice |
| 5/10/2019 | Stidham, Jarrett | Signed/Draft Choice |
| 5/10/2019 | Webster, Ken | Signed/Draft Choice |
| 5/10/2019 | Williams, Joejuan | Signed/Draft Choice |
| 5/13/2019 | Inman, Dontrelle | Signed |
| 5/13/2019 | Veldheer, Jared | Signed |
| 5/13/2019 | Anderson, Calvin | Released |
| 5/13/2019 | Ubosi, Xavier | Released |
| 5/15/2019 | Harry, N'Keal | Signed/Draft Choice |
| 5/16/2019 | Collins Sr., Jamie | Signed |
| 5/16/2019 | Herron, Frank | Released |
| 5/20/2019 | Shelton, Danny | Signed |
| 5/20/2019 | Eldrenkamp, Jake | Released |
| 5/21/2019 | Veldheer, Jared | Reserve/Retired |
| 5/23/2019 | Olszewski, Gunner | Signed |

JUNE 2019

| | | |
|----------|--------------------------|---------------------|
| 6/4/2019 | Seferian-Jenkins, Austin | Released |
| 6/4/2019 | Winovich, Chase | Signed/Draft Choice |
| 6/5/2019 | Harris, Damien | Signed/Draft Choice |

JULY 2019

| | | |
|-----------|------------------|-----------------|
| 7/24/2019 | Kendricks, Lance | Signed |
| 7/24/2019 | Schwenke, Brian | Reserve/Retired |
| 7/26/2019 | Dielman, J.J. | Signed |
| 7/29/2019 | Dielman, J.J. | Reserve/Retired |
| 7/30/2019 | Ivey, Martez | Signed |
| 7/30/2019 | Croston, Cole | Released |

AUGUST 2019

| | | |
|-----------|---------------------|------------------------------------|
| 8/2/2019 | Meredith, Cameron | Signed |
| 8/12/2019 | Croston, Cole | Signed |
| 8/12/2019 | Ross, D'Angelo | Released |
| 8/13/2019 | Saubert, Eric | Acquired Via Trade (Atlanta) |
| 8/13/2019 | Etling, Danny | Released |
| 8/13/2019 | Ross, D'Angelo | Placed on Reserve/Injured |
| 8/18/2019 | Inman, Dontrelle | Released |
| 8/20/2019 | Allen, Ryan | Released |
| 8/25/2019 | Davis, Keionta | Released |
| 8/25/2019 | Harris, Maurice | Released |
| 8/25/2019 | King, Brandon | Placed on Reserve/Injured |
| 8/25/2019 | Martin, Robert | Signed |
| 8/25/2019 | Wright, Scooby | Signed |
| 8/26/2019 | Pennel Jr., Mike | Released |
| 8/26/2019 | Martin, Robert | Released |
| 8/26/2019 | Davis, Keionta | Placed on Reserve/Injured |
| 8/29/2019 | Cunningham, Corey | Acquired Via Trade (Arizona) |
| 8/29/2019 | Eluemunor, Jermaine | Acquired Via Trade (Baltimore) |
| 8/31/2019 | Bodine, Russell | Acquired Via Trade (Buffalo) |
| 8/31/2019 | Dawson Jr., Duke | Traded to Denver |
| 8/31/2019 | Andrews, David | Placed on Reserve/Injured |
| 8/31/2019 | Froholdt, Hjalte | Placed on Reserve/Injured |
| 8/31/2019 | Gant, Malik | Placed on Reserve/Injured |
| 8/31/2019 | Rivers, Derek | Placed on Reserve/Injured |
| 8/31/2019 | Cajuste, Yodny | Placed on Non-Football Injury List |
| 8/31/2019 | Meredith, Cameron | Placed on Reserve/PUP List |
| 8/31/2019 | Anderson, Stephen | Released |
| 8/31/2019 | Beck, Andrew | Released |
| 8/31/2019 | Berrios, Braxton | Released |
| 8/31/2019 | Croston, Cole | Released |
| 8/31/2019 | Davis, Ryan | Released |
| 8/31/2019 | Ferentz, James | Released |
| 8/31/2019 | Gauthier, Tyler | Released |
| 8/31/2019 | Hall, Terez | Released |
| 8/31/2019 | Harris, Trent | Released |
| 8/31/2019 | Howard, A.J. | Released |
| 8/31/2019 | Hoyer, Brian | Released |
| 8/31/2019 | Ivey, Martez | Released |
| 8/31/2019 | Johnson, Jakob | Released |
| 8/31/2019 | Kamalu, Ufomba | Released |
| 8/31/2019 | Lang, Cedrick | Released |
| 8/31/2019 | Munson, Calvin | Released |
| 8/31/2019 | Parry, David | Released |
| 8/31/2019 | Patterson, Damoun | Released |
| 8/31/2019 | Sam, Christian | Released |
| 8/31/2019 | Saubert, Eric | Released |
| 8/31/2019 | Skipper, Dan | Released |
| 8/31/2019 | St. Louis, Tyree | Released |
| 8/31/2019 | Thomas, Demaryius | Released |
| 8/31/2019 | Thurman, Nick | Released |
| 8/31/2019 | Webster, Ken | Released |
| 8/31/2019 | Wright, Scooby | Released |

SEPTEMBER 2019

| | | |
|-----------|--------------------|----------------------------------|
| 9/1/2019 | Crossem Keion | Traded to Houston |
| 9/1/2019 | Anderson, Stephen | Signed to the practice squad |
| 9/1/2019 | Hall, Terez | Signed to the practice squad |
| 9/1/2019 | Johnson, Jakob | Signed to the practice squad |
| 9/1/2019 | Kamalu, Ufomba | Signed to the practice squad |
| 9/1/2019 | Munson, Calvin | Signed to the practice squad |
| 9/1/2019 | St. Louis, Tyree | Signed to the practice squad |
| 9/1/2019 | Skipper, Dan | Signed to the practice squad |
| 9/1/2019 | Thurman, Nick | Signed to the practice squad |
| 9/2/2019 | Thomas, Demaryius | Signed |
| 9/2/2019 | Harry, N'Keal | Placed on Reserve/Injured |
| 9/2/2019 | Gossett, Colby | Signed to the practice squad |
| 9/2/2019 | Green, Gerri | Signed to the practice squad |
| 9/2/2019 | Toran, Najee | Signed to the practice squad |
| 9/2/2019 | St. Louis, Tyree | Released from the practice squad |
| 9/6/2019 | Ferentz, James | Signed |
| 9/6/2019 | Bodine, Russell | Released |
| 9/9/2019 | Brown, Antonio | Signed |
| 9/9/2019 | Mellifonwu, Obi | Released |
| 9/9/2019 | Kendricks, Lance | Released |
| 9/9/2019 | Anderson, Stephen | Released from the practice squad |
| 9/11/2019 | Thomas, Demaryius | Traded to N.Y. Jets |
| 9/11/2019 | Newhouse, Marshall | Signed |
| 9/11/2019 | Brooks, Nate | Signed to the practice squad |
| 9/11/2019 | Mellifonwu, Obi | Signed to the practice squad |
| 9/11/2019 | Gossett, Colby | Released from the practice squad |
| 9/17/2019 | Benenoch, Caleb | Signed |
| 9/17/2019 | Wynn, Isaiah | Placed on Reserve/Injured |



2019 TRANSACTIONS

SEPTEMBER 2019 (continued)

| | | |
|-----------|--------------------|----------------------------------|
| 9/20/2019 | Wright III, Scooby | Signed to the practice squad |
| 9/20/2019 | Green, Gerri | Released from the practice squad |
| 9/20/2019 | Brown, Antonio | Released |
| 9/21/2019 | Johnson, Jakob | Signed from the practice squad |
| 9/23/2019 | Develin, James | Placed on Reserve//Injured |
| 9/25/2019 | Kessler, Cody | Signed |
| 9/25/2019 | Vander Laan, Jason | Signed to the practice squad |

OCTOBER 2019

| | | |
|------------|---------------------|----------------------------------|
| 10/1/2019 | Benenoch, Caleb | Released |
| 10/1/2019 | Meredith, Cameron | Released |
| 10/1/2019 | Wright III, Scooby | Released |
| 10/2/2019 | Richards, Jordan | Signed |
| 10/2/2019 | Gostkowski, Stephen | Placed on Reserve/Injured |
| 10/2/2019 | McKnight, Kelvin | Signed to the practice squad |
| 10/3/2019 | Nugent, Mike | Signed |
| 10/4/2019 | Koo,Younghoe | Signed to the practice squad |
| 10/4/2019 | McKnight, Kelvin | Released from the practice squad |
| 10/7/2019 | Watson, Ben | Released |
| 10/14/2019 | Johnson, Jakob | Placed on Reserve/Injured |
| 10/15/2019 | Tomlinson, Eric | Signed |
| 10/15/2019 | Watson, Ben | Signed |
| 10/15/2019 | Kessler, Cody | Released |
| 10/15/2019 | Gauthier, Tyler | Signed to the practice squad |
| 10/15/2019 | Ross, Devin | Signed to the practice squad |
| 10/15/2019 | Koo,Younghoe | Released from the practice squad |
| 10/15/2019 | Vander Laan, Jason | Released from the practice squad |



PATRIOTS VS. CLEVELAND BROWNS

SERIES HISTORY

The Patriots and Browns will meet for the 25th time overall, including one postseason meeting, when the clubs square off on Sunday.

The Teams will be playing against each other for the first time since a 33-13 New England win at Cleveland on Oct. 9, 2016. Cleveland will be make its first visit to Gillette Stadium since a 27-26 Patriots win on Dec. 8, 2013. Tom Brady threw two touchdown passes in the final 61 seconds of that game to rally the Patriots to a 27-26 come-from-behind win over the Browns. The Browns were in front 19-3 in the third quarter. Current Patriots WR Josh Gordon had 7 catches for 151 yards and also scored on an 80-yard touchdown reception in that game.

Cleveland leads the all-time series with a 13-11 mark, including the one postseason game when the Bill Belichick-led Browns claimed a 20-13 victory over the Patriots on New Year's Day, 1995 in a Wild Card Playoff game at Cleveland's Municipal Stadium

Cleveland is 5-6 all-time against the Patriots in games played in New England, including 0-3 at Gillette Stadium following losses in 2003, 2007 and 2013. Overall, the Browns have lost five straight times in New England.

REGULAR SEASON • BROWNS 12, PATRIOTS 11

| DATE | RESULT | SCORE | H/A | STADIUM |
|----------|--------|-------|-----|---------------------|
| 11/21/71 | L | 7-27 | A | Cleveland Municipal |
| 11/10/74 | L | 14-21 | H | Schaefer Stadium |
| 09/26/77 | L OT | 27-30 | A | Cleveland Municipal |
| 09/07/80 | W | 34-17 | H | Schaefer Stadium |
| 11/21/82 | L | 7-10 | A | Cleveland Municipal |
| 11/20/83 | L | 0-30 | H | Sullivan Stadium |
| 10/07/84 | W | 17-16 | A | Cleveland Municipal |
| 10/06/85 | L | 20-24 | A | Cleveland Municipal |
| 10/04/87 | L | 10-20 | H | Sullivan Stadium |
| 09/08/91 | L | 0-20 | H | Foxboro Stadium |
| 10/25/92 | L | 17-19 | H | Foxboro Stadium |
| 12/19/93 | W | 20-17 | A | Cleveland Municipal |
| 11/06/94 | L | 6-13 | A | Cleveland Municipal |
| 09/03/95 | W | 17-14 | H | Foxboro Stadium |
| 10/03/99 | W | 19-7 | A | Cleveland Browns |
| 11/12/00 | L | 11-19 | A | Cleveland Browns |
| 12/09/01 | W | 27-16 | H | Foxboro Stadium |
| 10/26/03 | W | 9-3 | H | Gillette Stadium |
| 12/05/04 | W | 42-15 | A | Cleveland Browns |
| 10/07/07 | W | 34-17 | H | Gillette Stadium |
| 11/07/10 | L | 14-34 | A | Cleveland Browns |
| 12/08/13 | W | 27-26 | W | Gillette Stadium |
| 10/09/16 | W | 33-13 | A | FirstEnergy Stadium |

POSTSEASON • BROWNS 1, PATRIOTS 0

| DATE | RESULT | SCORE | H/A | STADIUM |
|----------|--------|-------|-----|---------------------|
| 01/01/95 | L | 13-20 | A | Cleveland Municipal |

SERIES BREAKDOWN (INCLUDING PLAYOFFS)

| | |
|--|-------|
| Overall Record | 11-13 |
| Record in New England | 6-5 |
| Schaefer/Sullivan/Foxboro Stadium | 3-5 |
| Gillette Stadium | 3-0 |
| Record in Cleveland | 5-8 |
| Cleveland Municipal Stadium | 2-6 |
| Cleveland Browns/FirstEnergy Stadium | 3-2 |
| Bill Belichick vs. Cleveland | 6-2 |

BELICHICK IN CLEVELAND

Patriots Head Coach Bill Belichick was the head coach of the Cleveland Browns for five seasons from 1991-95. Belichick took over with the Browns coming off of what was their worst season in franchise history, a 3-13 campaign in 1990. By 1994, Belichick had coached the Browns to an 11-5 record and a playoff berth. The Browns' 11 victories in 1994 are tied for the second highest single-season win total in the history of the franchise, and their playoff victory over the Patriots in the wild card round that season stands as the franchise's most recent playoff win. In 1994, the Browns allowed just 204 points – the fewest points allowed in the NFL that season and the fewest points allowed by a defense coached by Belichick.

PASSING PERFORMANCES

Tom Brady is slated to start against Cleveland for the eighth time in his career.

TOM BRADY VS. CLEVELAND (6-1)

| DATE | H/A | ATT | CMP | YDS | PCT | TD | INT | RT | W/L | SCORE |
|--------------|-----|------------|------------|--------------|-------------|-----------|----------|-------------|-----|------------|
| 12/09/01 | H | 28 | 19 | 218 | .679 | 0 | 2 | 61.3 | W | 27-16 |
| 10/26/03 | H | 33 | 20 | 259 | .606 | 0 | 0 | 85.3 | W | 9-3 |
| 12/05/04 | A | 20 | 11 | 157 | .550 | 1 | 1 | 76.5 | W | 42-15 |
| 10/07/07 | H | 38 | 22 | 265 | .579 | 3 | 0 | .579 | W | 34-17 |
| 11/07/10 | A | 36 | 19 | 224 | .528 | 2 | 0 | 90.5 | L | 14-34 |
| 12/08/13 | H | 52 | 32 | 418 | .615 | 2 | 1 | 91.7 | W | 27-26 |
| 10/09/16 | A | 40 | 28 | 406 | 70.0 | 3 | 0 | 127.7 | W | 33-13 |
| Total | | 247 | 151 | 1,947 | .611 | 11 | 4 | 94.0 | | 6-1 |

TALE OF THE TAPE

| 2019 Regular Season | New England | Cleveland |
|--------------------------|-------------|------------|
| Record | 7-0 | 2-4 |
| Divisional Standings | 1st | 2ndT |
| Total Yards Gained | 2,641 | 2,107 |
| Total Offense (Rank) | 377.3 (10) | 351.2 (21) |
| Rush Offense | 97.6 (22) | 119.8 (13) |
| Pass Offense | 279.7 (5) | 231.3 (16) |
| Points Per Game | 31.9 (1) | 20.0 (23T) |
| Total Yards Allowed | 1,562 | 2,240 |
| Total Defense (Rank) | 223.1 (1) | 373.3 (23) |
| Rush Defense | 74.7 (2) | 154.0 (30) |
| Pass Defense | 148.4 (2) | 219.3 (6) |
| Points Allowed/Game | 6.9 (1) | 25.7 (22) |
| Possession Avg. | 34:30 | 28:29 |
| Sacks Allowed/Yards Lost | 11/80 | 16/128 |
| Sacks Made/Yards | 26/170 | 19/124 |
| Total Touchdowns Scored | 28 | 14 |
| Penalties Against/Yards | 45/404 | 57/506 |
| Punts/Avg. | 38/44.2 | 29/44.4 |
| Turnover Differential | +14 (1) | -6 (28) |



PATRIOTS vs. CLEVELAND BROWNS

LAST REGULAR-SEASON MEETING: PATRIOTS 33, BROWNS 13

OCTOBER 9, 2016 • FIRSTENERGY STADIUM

| | 1 | 2 | 3 | 4 | Final |
|----------------------|----|---|---|---|-------|
| New England Patriots | 16 | 7 | 7 | 3 | 33 |
| Cleveland Browns | 7 | 0 | 0 | 6 | 13 |

SCORING SUMMARY

First Quarter:

NE: L.Blount 1 yd. run (S.Gostkowski kick) (8-80, 3:13)

CLE: A.Hawkins 11 yd. pass from C.Kessler (C.Parkey kick) (9-75, 4:19)

NE: M.Bennett 7 yd. pass from T.Brady (S.Gostkowski kick) (8-75, 4:03)

NE: C.Kessler fumble out of bounds in end zone for a Safety

Second Quarter

NE: M.Bennett 5 yd. pass from T.Brady (S.Gostkowski kick) (8-64, 4:10)

Third Quarter

NE: M.Bennett 37 yd. pass from T.Brady (S.Gostkowski kick) (8-75, 2:36)

Fourth Quarter

CLE: C.Hamlett 17 yd. pass from C.Whitehurst (pass failed) (7-80, 3:22)

NE: S.Gostkowski 31 yd. Field Goal (11-72, 6:23)

TEAM STATISTICS

| | NE | CLE |
|----------------------------|-----------|-----------|
| First Downs | 24 | 17 |
| Rushes-Yds | 35-98 | 22-27 |
| Passing Yds (Net) | 406 (403) | 249 (235) |
| Passes Comp-Att-Int | 41-28-0 | 35-20-1 |
| Total Offense Plays-Yds | 77-501 | 59-262 |
| Punt Returns-Yards | 2-12 | 3-25 |
| Kickoff Returns-Yards | 2-18 | 4-63 |
| Interception Returns-Yards | 1-4 | 0-0 |
| Punts (Number-Avg) | 5-41.8 | 6-44.5 |
| Fumbles-Lost | 0-0 | 2-0 |
| Penalties-Yards | 5-61 | 5-35 |
| Possession Time | 34:39 | 25:21 |
| Third-Down Conversions | 9-17 | 5-13 |
| Fourth-Down Conversions | 0-1 | 0-1 |
| Red-Zone Scores-Chances | 3-5 | 2-2 |
| Sacks By: Number-Yards | 2-14 | 1-3 |

Attendance: 67,431

RUSHING: NE - L.Blount 18-37, J.White 5-26, D. Foster 6-17, T. Brady 2-14, M.Slater 1-5, C.Hogan 1-2, J.Garoppolo 2--3. **CLE** - I.Crowell 13-22, T.Pryor 2-3, D.Johnson 4-1, C.Whitehurst 2-1, C.Kessler 1-0.

PASSING: NE - T.Brady 40-28-406 3 TD/0 INT, J.Garoppolo 1-0-0 0 TD/0 INT. **CLE** - C.Whitehurst 24-14-182 1 TD/1 INT, C.Kessler 8-5-62 1 TD/0 INT, T.Pryor 3-1-5 0 TD/0 INT.

RECEIVING: NE - M.Bennett 6-67, R.Gronkowski 5-109, J.Edelman 5-35, C.Hogan 4-114, J.White 4-63, D.Amendola 2-11, M.Mitchell 2-7. **CLE** - G.Barnidge 5-76, T.Pryor 5-48, A.Hawkins 4-56, D.Johnson 2-21, R.Louis 2-13, I.Crowell 1-18, C.Hamlett 1-17.



PATRIOTS VS. CLEVELAND BROWNS

CONNECTIONS

FORMER COLLEGE TEAMMATES



NE LB Dont'a Hightower - (2008-11) *
NE RB Damien Harris - (2015-18)**
NE ST/WR Coach Joe Judge - Asst. ST Coach (2011)*
CLE LB Mack Wilson - (2016-18)*
CLE DL Coach Tosh Lupoi - DC (2014-18)**
CLE Offensive Asst. Jody Wright - Off. Asst. (2010-12)**
Dir. of Player Personnel (2015-17)**



NE DL Deatrich Wise Jr. - (2012-16)
NE DL Coach Bret Bielema - Head Coach (2013-17)
CLE DE Chris Smith - (2010-13)



NE QB Jarrett Stidham - (2017-18)
NE DB Jonathan Jones - (2012-15)
CLE OL Greg Robinson (2011-13)
CLE DT Devaroe Lawrence - (2014-16)
CLE S Jermaine Whitehead - (2011-14)



NE RB Sony Michel - (2014-17)
CLE RB Nick Chubb - (2014-17)
CLE TE Coach John Lilly - TE Coach (2008-15)



NE WR Phillip Dorsett II - (2011-14)
CLE DE Chad Thomas - (2014-17)
CLE S Sheldrick Redwine - (2015-18)
CLE DE Olivier Vernon - (2009-11)



NE OL Joe Thuney - (2011-14)
CLE S Juston Burris - (2011-14)



NE P Jake Bailey - (2015-18)
CLE OQC Jim Dray - Offensive Assistant (2018).



NE DE Michael Bennett - (2005-08)
NE DL Jermaine Eluemunor - (2014-15)
CLE DE Myles Garrett - (2014-16)
CLE TE Ricky Seals-Jones - (2013-17)
CLE WR Damion Ratley - (2015-17)
CLE S&C Asst. Monty Gibson - Sports Performance Coach (2000-18)



NE RB James White - (2010-13)
CLE LB Joe Schobert - (2012-15)

(*) Indicates number of National Championships won

OHIO TIES

OC Josh McDaniels - Hometown: Canton, OH; College: John Carroll University (1995-98).

Director of Player Personnel Nick Caserio - Hometown: Lyndhurst, OH;
College: John Carroll University (1995-98).

Director of Professional Personnel Dave Ziegler - Hometown: Tallmadge, OH;
College: John Carroll University (1996-99).

TE Coach Nick Caley - Hometown: Canton, OH; College: John Carroll University (2003-06);
Coaching: John Carroll University (2005-06), University of Akron (2006-07).

Area Scout D.J. Deback - Hometown: Lyndhurst, OH; College: John Carroll University (2010-13);
Coaching: John Carroll University (2013-15).

WR Julian Edelman - College: Kent State.

OL Joe Thuney - Hometown: Centerville, OH.

DB Nate Ebner - Hometown: Dublin, OH; College: Ohio State (2009-11).

DE John Simon - Hometown: Youngstown, OH; College: Ohio State (2011-13).

K Mike Nugent - Hometown: Centerville, OH; College: Ohio State (2001-04).

OL Korey Cunningham - College: Cincinnati (2013-17).

FORMER PATRIOTS

QB Garrett Gilbert - Quarterback (2015).

QB Coach Ryan Lindley - Quarterback: Training Camp (2015).

DB Coach DeWayne Walker - Asst. Secondary Coach (1998-00).

FORMER NFL TEAMMATES

OL Marshall Newhouse (2018)



QB Garrett Gilbert (2018)

DE John Simon (2013-16)



T Kendall Lamm (2015-18)
Asst. ST Coach Doug Coleman (2014-17)

OL Marshall Newhouse (2017)
LB Shilique Calhoun (2016-18)



S T.J. Carrie (2014-17)
QB Garrett Gilbert (2015-17)

DL Lawrence Guy (2012-13)
WR Phillip Dorsett (2015-16)
DE John Simon (2017)



QB Ryan Lindley (2015)

DL Michael Bennett (2009-12)



Def. Asst. Alonso Escalante (2012-13)
Secondary Coach Joe Whitt (2009-18)

OL Marshall Newhouse (2010-13)



GREEN BAY
Asst. OL Coach James Campen (1998-2018)
S Morgan Burnett (2010-17)

OL Marshall Newhouse (2018)
CB Stephon Gilmore (2013-16)



G Wyatt Teller (2018)
Asst. Duece Schwartz (2015-16)
xxxxxxxxxxxxxxxxxxxxxxxx

TE Matt LaCrosse (2015-17)



WR Odell Beckham Jr. (2014-18)
DE Olivier Vernon (2015-18)
WR Coach Adam Henry (2016-17)
Off. Asst. Alonso Escalante (2016-17)

Offensive Asst. Mick Lombardi (2013-16)



WR Coach Adam Henry (2015)

DB Terrence Brooks (2017-18)



S Juston Burris (2016-18)
RB Coach Stump Mitchell (2017-18)
Scouting Asst. Tyler Tettleton (2018)

OL Korey Cunningham (2018)



TE Ricky Seals-Jones (2017-18)
HC Steve Wilks (2018)
DQC Alonso Escalante (2018)
DC Al Holcomb (2018)

DL Michael Bennett (2013-17)



DL Sheldon Richardson (2017)

FORMER BROWNS

Head Coach Bill Belichick - Head Coach (1991-95).

TE Benjamin Watson - Tight End (2010-12)

DL Danny Shelton - Defensive Line (2015-17)

WR Josh Gordon - Wide Receiver (2012-18)

LB Jamie Collins Sr. - Linebacker (2016-18)

DB Jason McCourty - Defensive Back (2017)

Director of Skill Development Joe Kim - Asst. Strength Coach, Pass Rush Specialist (1992).



PATRIOTS WHAT TO LOOK FOR THIS WEEK

TEAM

IF THE PATRIOTS WIN...

- New England will improve to 8-0 for the third time in team history, all under the guidance of Bill Belichick. The franchise has previously started 8-0 in 2007 and 2015.
- The Patriots will guarantee a .500 or better record for the 19th consecutive year (2001-19). Each of the other 31 NFL teams has had at least one losing season since 2001. The Patriots have the second-longest streak at .500 or better, behind the Dallas Cowboys' (1965-85) streak of 21 straight years.

MOST CONSECUTIVE SEASONS WITH A .500 OR BETTER RECORD

| Team | Seasons | Consecutive Seasons |
|--------------------|---------------------|---------------------|
| Dallas | 1965-85 | 21 |
| New England | 2001-present | 18 |
| Cleveland | 1957-73 | 17 |

- The Patriots will close the month of October with a 4-0 record, registering their 27th undefeated month since 2000, the most in the NFL during that time. Indianapolis is second with 16 undefeated months since 2000. It also marks the Patriots second consecutive undefeated month and second straight perfect October, having gone undefeated in 2018, as well. The Patriots have put together back-to-back perfect months six prior times and been perfect in October seven times since 2000.
- The Patriots will extend their NFL record for the most regular-season wins in a decade (2010-present) to 121. The team will also extend their record for the most total wins in a decade to 137, including the playoffs (2010-present).

TEAMS OF THE DECADES

| Team | Years | Reg. Season | Postseason | Total |
|--------------------|---------------------|----------------------|--------------------|----------------------|
| New England | 2010-present | 120-31 (.795) | 16-6 (.727) | 136-37 (.786) |
| New England | 2000-09 | 112-48 (.700) | 14-4 (.778) | 126-52 (.708) |
| Indianapolis | 2000-09 | 115-45 (.719) | 9-8 (.529) | 124-53 (.701) |
| San Francisco | 1990-99 | 113-47 (.706) | 9-7 (.563) | 122-54 (.693) |

- The Patriots will improve to 17-straight regular-season wins at Gillette Stadium, the third-longest home win streak in the franchise's history.

LONGEST HOME WINNING STREAK IN TEAM HISTORY (REGULAR SEASON ONLY)

| Streak | First Win | Last Win |
|-----------|----------------------|----------------|
| 20 | Dec. 21, 2008 | Oct. 16, 2011 |
| 18 | Dec. 29, 2002 | Sept. 8, 2005 |
| 16 | Oct. 22, 2017 | Present |
| 16 | Dec. 30, 2012 | Dec. 28, 2014 |
| 12 | Nov. 26, 2006 | Sept. 7, 2008 |
| 10 | Sept. 18, 1976 | Oct. 30, 1977 |

- The Patriots will earn their 182nd home victory since 1994 (including postseason), extending their league record during that time.
- ... and hold the advantage at the half, the Patriots will improve to 98-1 all-time at Gillette Stadium when leading at halftime.
- ... and a player eclipses 100 yards rushing, the team will improve to 52-1 in the regular season since 2000 when a player rushes 100 yards.

WHAT TO LOOK FOR...

- The Patriots are taking advantage early, outscoring opponents 70-7 in the first quarter through seven games.
- The Patriots have recorded at least one interception in each of the first seven games of the 2019 season. An interception this week against the Browns would tie last year's streak of eight consecutive games with an interception to start a season, the second-longest streak to start a season for the Patriots since the NFL merger in 1970. The Patriots longest consecutive game streak with an interception during that time was in 1985 with 11.

TEAM

WHAT TO LOOK FOR... (CONT'D)

- Including the playoffs, the Patriots now have an interception in eight consecutive games. An interception against the Browns would tie the fifth longest streak by the Patriots since the NFL merger in 1970. The longest streak in franchise history is 14 consecutive games with an interception (games 5-20 in 2003).
- The Patriots enter this week with a +175 point differential through seven games, the largest point differential through seven games in the Super Bowl era. With a +30 point differential against the Browns, they would break their own record through eight games.
- With a shutout, the Patriots would record their third shutout of the season, having blanked the Dolphins in Week 2 and the Jets in Week 7. The Patriots had three shutouts in 2003, which is both a franchise record and the highest tally for a Bill Belichick-coached team.

LARGEST POINT DIFFERENTIAL THROUGH FIRST 8 GAMES

| Team | Year | Own | Opp. | Diff. |
|-----------------------------|-------------|------------|------------|-------------|
| New England Patriots | 2007 | 331 | 127 | +204 |
| Washington Redskins | 1991 | 248 | 95 | +153 |
| St. Louis Rams | 1999 | 265 | 118 | +147 |
| Dallas Cowboys | 1968 | 268 | 122 | +146 |
| Green Bay Packers | 1996 | 227 | 92 | +141 |

- The Patriots have allowed just 48 points in 2019, or an average of 6.9 points per game. Through seven games, the team is on pace to allow just 110 points for the season, which would be the fewest in NFL history.

FEWEST POINTS ALLOWED IN A 16-GAME SEASON

| Team | Year | Points Allowed | Points in First 8 Games |
|------------|------|----------------|-------------------------|
| Baltimore | 2000 | 165 | 89 |
| Chicago | 1986 | 187 | 97 |
| Tennessee | 2000 | 191 | 118 |
| Pittsburgh | 1978 | 195 | 101 |
| Tampa Bay | 2002 | 196 | 85 |
| Denver | 1978 | 198 | 93 |
| Chicago | 1985 | 198 | 114 |

- The Patriots are leading the league in many defensive categories in 2019, including: total yards per game (223.1), yards per play (4.0), passing net yards per play (4.3), interceptions (18), passes defended (50), quarterback hits (50), third down efficiency (14.3%), points per game (6.9), opponent possessions inside the 20 (6), red zone touchdown percentage (16.7%) and red zone scoring (33.3%).
- With 18 interceptions in seven games, the Patriots defense is on pace to finish the season with 41 picks, which would be the most in the NFL since the 1970 merger. Their 18 picks are already more than the Patriots recorded in 25 of their previous 59 seasons. The next interception will give the Patriots 19 interceptions for the year, the most since they recorded 20 in 2012. The most interceptions in the Belichick era was 29 by the 2003 Patriots team.

MOST INTERCEPTIONS IN A SEASON (SINCE 1970)

| Team | Year | Interceptions |
|---------------|------|---------------|
| San Francisco | 1986 | 39 |
| Seattle | 1984 | 38 |
| Pittsburgh | 1973 | 37 |
| Dallas | 1981 | 37 |

- The Patriots have three games with four interceptions this season, a feat they haven't accomplished in the regular season since 1962. They also recorded four interceptions on three occasions during the 2003 season, including four in the AFC Championship Game against the Colts (01/18/04). If they have one more game with four or more interceptions, the Patriots will set a new team record for most such games in a season.
- The Patriots have five players with two or more interceptions this season, more than any team in the league. Those players are: Devin McCourty (5), Jamie Collins (3), Stephon Gilmore (3), Duron Harmon (2) and J.C. Jackson (2). The team with the second most multi-pick players is Carolina with three.



PATRIOTS WHAT TO LOOK FOR THIS WEEK

TEAM

WHAT TO LOOK FOR... (CONT'D)

- The Patriots have held teams to just 12-for-84 (14.3%) on third down in 2019, the league best. The fewest third downs allowed in a 16-game season is 49 by the 1991 Saints. Against the Jets in Week 3, they did not allow a single third-down conversion, a feat they have accomplished five times since 2000. Only five teams have managed a 0.0 third down percentage twice in the same season: Packers (2005), Eagles (2009), Giants (2010), Dolphins (2011) and Saints (2013).
- Since 2001, the Patriots are 93-13 (.877) when they do not turn the ball over and 91-2 (.978) with a positive turnover margin. In 2019, the Patriots lead the league with a +14 turnover margin through seven weeks.

HEAD COACH BILL BELICHICK

IF THE PATRIOTS WIN...

- Belichick will earn his 300th all-time win (regular and postseason) as a head coach, which is third in NFL history behind Don Shula (347) and George Halas (324), and he will do so against his former team. It will also mark Belichick's 269th regular-season win, behind Shula (328) and Halas (318).

HEAD COACHES WITH 300 CAREER WINS

| Coach | Team(s) | W | L | T |
|----------------|---------|-----|-----|----|
| Don Shula | BAL/MIA | 347 | 173 | 6 |
| George Halas | Chicago | 324 | 151 | 31 |
| Bill Belichick | CLE/NE | 299 | 134 | 0 |

WHAT TO LOOK FOR...

- Belichick is 41-0 (1,000) since 2000 when leading the Patriots to a 40-point outing. He is 128-7 (.948) when leading the Patriots to a 30-point outing and 209-33 (.864) when leading them to a 20-point outing.

QB TOM BRADY

IF THE PATRIOTS WIN...

- Brady will earn his 82nd regular-season win at home since 2007, which is more than seven teams have earned, both home and away, during that span: Redskins (81), Lions (80), Buccaneers (75), Rams (74), Raiders (73), Jaguars (71) and Browns (57).
- Brady will claim his 215th regular-season win, second in NFL history.

MOST REGULAR-SEASON WINS IN NFL HISTORY

| Player | Wins |
|------------------|------------|
| Adam Vinatieri | 219 |
| Tom Brady | 214 |
| George Blanda | 209 |
| Gary Anderson | 201 |
| Jerry Rice | 194 |

- Brady will earn his 245th career win (including postseason), extending his NFL record for a quarterback. Peyton Manning is second with 200 career wins.

WHAT TO LOOK FOR...

- With 300 or more yards passing, Brady will record his 92nd 300-yard passing game. That is third in NFL history behind Drew Brees (116) and Peyton Manning (93). The Patriots are 76-15 in Brady's 300-yard passing games.

MOST 300-YARD PASSING GAMES IN NFL HISTORY (REGULAR SEASON ONLY)

| Player | Team | 300-yd Games |
|------------------|--------------------|--------------|
| Drew Brees | SD/NO | 116 |
| Peyton Manning | IND/DEN | 93 |
| Tom Brady | New England | 91 |

QB TOM BRADY

WHAT TO LOOK FOR... (CONT'D)

- With 30 or more completions against the Browns, Brady will record his third such game in as many weeks. It would be just the second time in his career for Brady to tally back-to-back-to-back games of 30 or more completions. He did it in Weeks 1-3 of the 2011 season. He would also tie Peyton Manning with 39 career games with 30 or more completions, second to the 60 such games by Drew Brees.

MOST GAMES WITH 30 OR MORE COMPLETIONS

| Player | Games |
|------------------|-----------|
| Drew Brees | 60 |
| Peyton Manning | 39 |
| Tom Brady | 38 |
| Matt Ryan | 31 |
| Brett Favre | 25 |

- Entering Week 8, Brady's 528 regular-season touchdown passes are second-most in NFL history. He will look to edge closer to Peyton Manning, who holds the record with 539 touchdown passes.
- Brady has three rushing touchdowns in 2019, which surpasses or matches the total of 11 teams this season through seven weeks.

TEAMS WITH THE SAME OR FEWER RUSHING TDS THAN TOM BRADY

| Team | Rushing TDs |
|----------------------|-------------|
| Tom Brady | 3 |
| Cincinnati Bengals | 3 |
| Indianapolis Colts | 3 |
| Los Angeles Chargers | 3 |
| Miami Dolphins | 3 |
| Atlanta Falcons | 2 |
| Chicago Bears | 2 |
| Detroit Lions | 2 |
| New Orleans Saints | 2 |
| New York Jets | 2 |
| Washington Redskins | 2 |
| Jacksonville Jaguars | 1 |

- Brady has 72,506 career passing yards in the regular season, second-most in NFL history to the 74,845 yards by Drew Brees.

MOST PASSING YARDS IN NFL HISTORY (REGULAR SEASON ONLY)

| Player | Team | Passing Yards |
|------------------|--------------------|---------------|
| Drew Brees | SD/NO | 74,845 |
| Tom Brady | New England | 72,506 |
| Peyton Manning | IND/DEN | 71,940 |
| Brett Favre | GB/NYJ/MIN | 71,838 |

- With three touchdown passes, Brady (251) can tie Drew Brees (254) for most career touchdown passes in a single stadium in NFL history. Brett Favre is third with 214 touchdowns in Lambeau Field.
- Brady will look to improve his NFL record of 58 career games with three touchdown passes and no interceptions.

RB BRANDON BOLDEN

WHAT TO LOOK FOR...

- Bolden has three touchdowns this year (two rushing, one receiving). With one touchdown against the Browns, he will set a new career high for touchdowns in a season with four.

RB REX BURKHEAD

WHAT TO LOOK FOR...

- Burkhead tallied 41 receiving yards in Week 1 and 47 receiving yards in Week 2. If he tops 40 receiving yards in Week 8, he will match his career high with three games with 40 or more receiving yards in a season, which he set in 2017.



PATRIOTS WHAT TO LOOK FOR THIS WEEK

DL ADAM BUTLER

WHAT TO LOOK FOR...

- With one sack, Butler (2½ sacks) will set a new career high for sacks in season. His current best is three sacks in 2018.

LB JAMIE COLLINS SR.

WHAT TO LOOK FOR...

- Collins has tallied 4½ sacks this season and needs one sack to tie his career high (5½) set in 2014.

WR JULIAN EDELMAN

WHAT TO LOOK FOR...

- Edelman has 37 career touchdowns, tied for 13th in franchise history with Curtis Martin and Wes Welker. With one touchdown, he will take sole possession of 12th place. Jim Colclough and Corey Dillon are tied for 11th in franchise history with 39 career touchdowns.
- Edelman enters Week 8 with 544 receptions in the regular season. He is 14 receptions from passing Troy Brown for second in franchise history.

MOST RECEPTIONS IN PATRIOTS HISTORY (REGULAR SEASON ONLY)

| Player | Receptions |
|-----------------------|------------|
| Wes Welker | 672 |
| Troy Brown | 557 |
| Julian Edelman | 544 |
| Stanley Morgan | 534 |
| Rob Gronkowski | 521 |

- Edelman (1,986) needs 14 punt-return yards to become the third Patriots player with 2,000 career punt return yards.

CB STEPHON GILMORE

WHAT TO LOOK FOR...

- With two interceptions, Gilmore (3) will tie his career high for interceptions in a season with five.

DB J.C. JACKSON

WHAT TO LOOK FOR...

- With one interception, Jackson will record his third of the year and match his interception mark for a season he set as a rookie in 2018.

DB DEVIN MCCOURTY

WHAT TO LOOK FOR...

- McCourty leads the league with five interceptions this season, which is more than the combined total of 14 teams entering Week 8. With one interception, he will register his second season with six or more picks.
- With two interceptions, McCourty will tie his career high of seven interceptions set as a rookie in 2010.
- With one interception, McCourty (26) will tie Maurice Hurst for seventh all-time in Patriots history with 27 career interceptions.

WR JAKOBI MEYERS

WHAT TO LOOK FOR...

- Meyers has caught the last nine passes in which he was targeted and is maintaining an 86.7% reception percentage this season. Since 2001, no Patriots rookie receiver (with more than one target) has finished the season with above an 80.0 reception percentage.

RB SONY MICHEL

WHAT TO LOOK FOR...

- With one touchdown, Michel will set a new career mark for touchdowns in a season. He had six rushing touchdowns as a rookie in 2018 and has matched that through seven games in 2019.
- The Patriots are 12-0 when Michel scores a touchdown (regular and postseason) and will look to improve that mark against the Browns. In 2019, he has scored against the Dolphins, Redskins and in both games against the Jets.

DE JOHN SIMON

WHAT TO LOOK FOR...

- Simon has one interception and one strip-sack in 2019, the most takeaways to which he has contributed in his career. With one interception, he will set a new career high for a season.

LB KYLE VAN NOY

WHAT TO LOOK FOR...

- Van Noy has tallied 3½ sacks this season and needs two sacks to tie his career high (5½) set in 2017.
- This season, Van Noy has forced two fumbles, recovered two fumbles and once returned the ball for a touchdown. Prior to 2018, he had never recovered an opponent fumble or scored on any type of return (fumble, interception or kick). With one fumble recovery, he will set a new career high in a season. And with one more touchdown, he will tie his career high set in 2018 with two scores in a season.

RB JAMES WHITE

WHAT TO LOOK FOR...

- With 56 receiving yards, White (2,447) will pass Larry Garron (2,503) for second place all-time in receiving yards among all Patriots running backs. Kevin Faulk is first with 3,701 receiving yards.
- Since White became a regular contributor on offense in 2015, he has more targets (382), receptions (281), receiving yards (2,424), yards after catch (2,077) and receiving touchdowns (20) than any other running back in the NFL. In 2019, he is also tied as the league's top receiving target on third down and the only running back in the top five.

THIRD-DOWN RECEIVING LEADERS IN 2019

| Player | Team | Rec. | Yards | Avg. |
|--------------------|-----------|-----------|------------|------------|
| James White | NE | 17 | 147 | 8.6 |
| Mark Andrews | BAL | 17 | 157 | 9.2 |
| Cooper Kupp | LAR | 16 | 236 | 14.8 |
| George Kittle | SF | 15 | 143 | 9.5 |



LAST GAME PATRIOTS AT JETS

PATRIOTS 33, JETS 0

OCTOBER 21, 2019 • METLIFE STADIUM

| | 1 | 2 | 3 | 4 | Final |
|----------------------|---|---|---|---|-------|
| New England Patriots | 0 | 0 | 0 | 0 | 33 |
| New York Jets | 0 | 0 | 0 | 0 | 0 |

TEAM NOTES

- Patriots off to 7-0 record for third time in team history
- Patriots earn fourth straight series sweep of Jets; 20th series sweep overall
- Patriots extend mark to 12 straight wins dating back to 2018
- Patriots win fourth road win of 2019; Surpass road win total of three games in 2018
- Patriots have largest point differential after seven games in Super Bowl era

PATS START HOT

The Patriots are off to a 7-0 start for the third time in team history (2007 & 2015).

PATS RUN ANOTHER JET SWEEP

The Patriots earned their 20th series sweep over the Jets, 13th since Robert Kraft purchased the team in 1994, 11th under Bill Belichick and their fourth straight overall. New England's last loss to the Jets was an overtime defeat in New York on Dec. 27, 2015. It is a team-record fourth straight series sweep for the Patriots. The team had a three-year series sweep from 2003-05. It is also the eighth straight win over the Jets, the longest streak in the annual history. The Patriots previously won seven straight from 2003 through 2006.

12 STRAIGHT OVERALL

The Patriots have now won 12 straight games dating back to the 2018 season, including the postseason.

BIG DIFF

The Patriots have the largest point differential through the first seven games in the Super Bowl era with a +175 point differential.

LARGEST POINT DIFFERENTIAL THROUGH SEVEN GAMES - SUPER BOWL ERA (SINCE 1966)

| Team | Season | Own | Opp | Diff. |
|------|----------------------|-----|-----|-------|
| 2019 | New England Patriots | 223 | 48 | +175 |
| 1966 | Dallas Cowboys | 266 | 106 | +160 |
| 2007 | New England Patriots | 279 | 120 | +159 |
| 2006 | Chicago Bears | 221 | 69 | +152 |
| 1999 | St. Louis Rams | 238 | 87 | +151 |
| 1991 | Washington Redskins | 231 | 82 | +149 |

LARGEST POINT DIFFERENTIAL IN A SEASON - SUPER BOWL ERA (SINCE 1966)

| Team | Season | Own | Opp | Diff. |
|------|----------------------|-----|-----|-------|
| 2007 | New England Patriots | 589 | 274 | +315 |
| 1999 | St. Louis Rams | 526 | 242 | +284 |
| 1991 | Washington Redskins | 485 | 224 | +261 |

WHAT'S THE POINT?

The Patriots have allowed 48 points in 2019 through seven games. Since the NFL moved to a 16-game schedule, only seven teams have allowed under 200 points in a season. Through seven games, the team is on pace to allow just 110 points for the season, which would be the fewest in NFL history. The 1977 Patriots allowed 217 points in a 14-game season. The Patriots fewest points allowed in a 16-game season was 237 in 2006. The NFL record for fewest points in a 16-game season was the 2000 Baltimore Ravens, who allowed 165 total points. Of the Patriots 48 points allowed this season, 21 points were scored on turnovers returned for touchdowns (one interception and two fumbles returned for touchdowns).

NFL SINGLE-SEASON TEAM SCORING RECORD

| Team | Season | Pts Allowed | Pts through 6 Games |
|------------|--------|-------------|---------------------|
| Baltimore | 2000 | 165 | 75 |
| Chicago | 1986 | 187 | 90 |
| Tennessee | 2000 | 191 | 97 |
| Pittsburgh | 1978 | 195 | 77 |
| Tampa Bay | 2002 | 196 | 76 |
| Denver | 1978 | 198 | 86 |
| Chicago | 1985 | 198 | 105 |

PICKING THEM APART

The Patriots had four interceptions in the win against the Jets and now have 18 on the season, on pace to finish the year with 41 interceptions. The most interceptions in the modern era was the 1986 San Francisco 49ers with 39. The Patriots 18 interceptions through the first seven games is the most since the 1996 Green Bay Packers had 20 interceptions through the first seven games. The Patriots finished the 2018 season with 18 interceptions total. The most interceptions in the Belichick era was 29 by the 2003 Patriots.

MOST INTERCEPTIONS IN A SINGLE SEASON - PATRIOTS

| Interceptions | Year |
|---------------|------|
| 31 | 1964 |
| 29 | 1963 |
| 29 | 2003 |

NFL SINGLE-SEASON TEAM INTERCEPTION RECORD

| Team | Season | Total INTs | INTs through 7 Games |
|---------------|--------|------------|----------------------|
| San Francisco | 1986 | 39 | 19 |
| Seattle | 1984 | 38 | 14 |
| Pittsburgh | 1973 | 37 | 19 |
| Dallas | 1981 | 37 | 17 |

PICKING OPPONENTS' POCKETS

The Patriots finished the game with four interceptions. It is the third time in 2019 that the Patriots have had four interceptions in a game. They had four picks at Miami on Sept. 15 and four interceptions at Buffalo on Sept. 29. It is the second time in team history that the team has had three games with four interceptions. The Patriots also had three games with four interceptions in 1962.

ANOTHER GOOSE EGG

The Patriots earned their 28th shutout in franchise history, 11th under Bill Belichick and second shutout of 2019. The Patriots beat Miami 43-0 in Week 2. It marks the second time that Belichick has led the Patriots to two shutouts in the same season. He also coached the team to two shutouts in 2003 season. It is the third shutout of the New York Jets (20-0 in 1971 and 24-0 in 1974).

DEFENSE LIMITS PASSING ATTACK AGAIN

The Patriots limited the Jets to 73 yards passing. It is the third time in 2019 that the Patriots have limited their opponent to under 100 yards passing. The Patriots limited the Jets to 69 net yards passing in Week 3 and the Redskins to 78 yards in Week 5. Jets QB Sam Darnold had just 11 completions for 86 gross yards for a QB rating of 3.6.

REBELS ON THE ROAD

The 2019 Patriots are 4-0 on the road in 2019, exceeding their 2018 road win total. In 2018, the Patriots finished 3-5 on the road. Overall since 1994, the Patriots have the best road record in the NFL at 128-76.

DIVISIONAL DOMINANCE

The Patriots are 4-0 in AFC East play and own the NFL's best divisional record since 2001 at 90-24.

THIRD-DOWN DEFENSE HOLDS

The Patriots continued to be strong on third down, holding the Jets to just 2-of-11 on third down. Overall, the Patriots have held teams to just 12-for-84 (14.3 pct) on third down in 2019. The fewest third downs allowed in a 16-game season is 49 by 1991 Saints.



LAST GAME PATRIOTS AT JETS

THE FOURTH WAS WITH THEM

The Patriots converted their first fourth-down attempt of the 2019 season when QB Tom Brady completed a 7-yard pass to TE Ben Watson on a fourth-and-6 from the Jets 35-yard line.

SAFETY DANCE

The Patriots recorded a safety in the third quarter when the Jets fumbled the snap out of the end zone. It is the first safety since the Patriots DL Eric Lee tackled Bryce Petty in the end zone vs. N.J. Jets on Dec. 31, 2017.

ANOTHER 30-BURGER

The Patriots have scored at least 30 points in six of their seven games so far in 2019.

INDIVIDUAL NOTES

BELICHICK ON VERGE OF 300

Bill Belichick won his 299th career game and needs one more win to become the third NFL coach to reach 300 career victories.

MOST HEAD COACH WINS IN NFL HISTORY (INCLUDING POSTSEASON)

| Coach | Team | W | L | T |
|----------------|---------|-----|-----|----|
| Don Shula | BAL/MIA | 347 | 173 | 6 |
| George Halas | Chicago | 324 | 151 | 31 |
| Bill Belichick | CLE/NE | 299 | 134 | 0 |

BRADY HIGH ON MNF TD PASS LIST

Brady has 49 touchdown passes on Monday Night Football, fourth-most in Monday Night Football history, behind Dan Marino (74), Brett Favre (69) and Drew Brees (52).

MOST TD PASSES ON MONDAY NIGHT FOOTBALL

| Player | TD Passes on MNF | Games |
|------------------|------------------|-----------|
| Dan Marino | 74 | 38 |
| Brett Favre | 69 | 38 |
| Drew Brees | 52 | 24 |
| Tom Brady | 49 | 24 |
| Steve Young | 42 | 25 |
| Peyton Manning | 38 | 18 |
| Eli Manning | 37 | 21 |

BRADY PASSES YOUNG ON MNF WIN LIST

Brady won his 17th career game on Monday Night Football, moving out of a tie with Steve Young (17) into sole possession of third place for the most wins by a starting quarterback on Monday Night Football behind Dan Marino (20) and Brett Favre (19).

BRADY GROUNDS JETS

Tom Brady now has 29 regular-season wins against the New York Jets as a starter.

MOST WINS BY A STARTING QUARTERBACK AGAINST AN OPPONENT (REGULAR SEASON ONLY)

| | |
|-------------------------|----------------------------|
| Tom Brady..... | 31 wins against Buffalo |
| Tom Brady..... | 29 wins against N.Y. Jets |
| Brett Favre..... | 26 wins against Detroit |
| Tom Brady..... | 23 wins against Miami |
| Brett Favre..... | 23 wins against Chicago |
| Ben Roethlisberger..... | 23 wins against Cincinnati |

THIRTY COMPLETIONS FOR THE 38TH TIME

Tom Brady completed 31 passes against the Jets. He now has 30 completions in back-to-back games after completing 31 the previous game against the Giants. He has now had back-to-back games with at least 30 completions five times (2019, 2014, 2013, 2007 and 2002). He has completed at least 30 passes in a game 38 times in his career, third all-time. In 2017, he had five games with at least 30 completions.

MOST GAMES WITH 30 OR MORE COMPLETIONS

| | |
|------------------------|-----------|
| Drew Brees | 60 |
| Peyton Manning..... | 39 |
| Tom Brady | 38 |
| Matt Ryan | 31 |
| Brett Favre | 25 |

DORSETT SETS CAREER HIGH

WR Phillip Dorsett scored on a 26-yard pass from Tom Brady in the first quarter and now has a career-high of four touchdowns in 2019. He had three touchdown receptions in 2018.

McCOURTY NABS ANOTHER PICK

DB Devin McCourty intercepted Jets QB Sam Darnold deep in Jets territory in the first quarter for his fifth interception of 2019. He has now recorded five or more interceptions in a season three times. He totaled seven interceptions as a rookie in 2010 and five in 2012. He leads the NFL with his five interceptions and has more interceptions in 2019 than 14 other NFL teams.

BROOKS HAULS IN FIRST PICK AS A PATRIOT

DB Terrence Brooks had his first interception of the season when he picked off QB Sam Darnold in the end zone.

MICHEL SCORE = PATRIOTS VICTORY

The Patriots are 12-0 when Sony Michel scores a touchdown (regular season and playoffs), after he scored three touchdowns in the win against the Jets. The Patriots are 4-0 in 2019 with a Michel touchdown.

MICHEL HAS CAREER SCORING DAY

Michel scored on a 3-yard run in the first quarter, a 1-yard run in the second quarter and a 1-yard run in the fourth quarter for his first career regular season three-touchdown game. He had two rushing touchdowns on Oct. 14, 2018, vs. Kansas City. Michel scored three rushing touchdowns in the AFC Divisional Playoff game vs. the L.A. Chargers on Jan. 13, 2019, and two rushing touchdowns at Kansas City in the AFC Championship Game on Jan. 20, 2019.

HARRIS SEES FIRST CARRIES

Rookie RB Damien Harris had his first rushing attempts of his career, finishing with four carries for 12 yards in the fourth quarter.

LINEUP NOTES

WATSON SUIT UP FOR NE

TE Ben Watson played in his first game for the Patriots in 2019 and his first since the 2009 season. Watson played his first six seasons in New England, after joining the team as a first-round draft pick out of Georgia in 2004. It was his first start as a member of the Patriots since Dec. 13, 2009, vs. Carolina. He caught a 10-yard pass from Tom Brady in the first quarter, his first for the Patriots since a 3-yard pass from Brady in the fourth quarter of an AFC Wild Card vs. Baltimore on Jan. 10, 2010. He finished the game with three receptions for 18 yards.

TOMLINSON MAKES PATRIOTS DEBUT

TE Eric Tomlinson made his debut in a Patriots uniform after being signed earlier in the week. He started in a two-tight end alignment and caught a 1-yard pass from Tom Brady in the fourth quarter.

DORSETT RETURNED TO ACTION

WR Phillip Dorsett returned to action after missing a game due to injury.

HARMON MAKES SECOND START

DB Duron Harmon started in place of Patrick Chung, who was out with an injury. He also started for Chung due to injury at Washington on Oct. 6.

WISE SEES ACTION EARLY

DL Deatrich Wise Jr. made his first start of the 2019 season. He started in three games as a rookie in 2017 and five games in 2018.

ROBERTS CHIPS IN ON OFFENSE

LB Elandon Roberts played on offense at fullback for a few plays on the goal line in the second and fourth quarters.



PATRIOTS PROJECTED CONTRIBUTORS: OFFENSE


QB 12



TOM BRADY | 6-4 | 225 | MICHIGAN

- Only player in NFL history with six Super Bowl championships.
- 20th season with the Patriots, joining Jason Hanson, Darrell Green and Jackie Slater as only players to spend 20+ seasons with one team.
- Brady's 244 combined regular-season and playoff wins are most all-time.

RB 26



SONY MICHEL | 5-11 | 215 | GEORGIA

- Set a rookie record for playoff rushing touchdowns with six in 2018.
- His 931 rushing yards in 2018 were the most rushing yards by a Patriots rookie running back since 1995. His 336 playoff rushing yards were a high mark in Patriots history.
- Was the only player to reach the end zone in Super Bowl LIII.

RB 28



JAMES WHITE | 5-10 | 205 | WISCONSIN

- Since entering the NFL in 2014, leads all running backs with 20 touchdown receptions.
- Holds three SB records for receptions (14), points (20) and TDs (three).
- In 2018, set a Patriots record for a running back with 751 receiving yards. His seven touchdown receptions tied the team mark for a season.

WR 11



JULIAN EDELMAN | 5-10 | 198 | KENT STATE

- Second wide receiver in Patriots history to win Super Bowl MVP (Super Bowl LIII), becoming seventh receiver to win the award.
- Ranks second all-time in postseason receptions (115) and receiving yards (1,412) behind Jerry Rice.
- 70.8 rec. yds/gm in 2018 was highest in his career (min. 10 games played).

WR 13



PHILLIP DORSETT II | 5-10 | 198 | MIAMI

- Former first-round draft pick for Indianapolis in 2015 (29th overall).
- High school teammates with James White at St. Thomas Aquinas (Fla.).
- Ran 60-meter dash at Miami, career-best 6.80 second finish.
- Caught his first two postseason touchdowns in the 2018 playoffs.

TE 83



MATT LACOSSE | 6-6 | 255 | ILLINOIS

- Has played in 26 NFL games and recorded 30 receptions for 327 yards and one touchdown.
- In 2018 with Denver, appeared in 15 games with five starts and finished with 24 receptions for 250 yards and one touchdown.

T 72



MARSHALL NEWHOUSE | 6-4 | 310 | TCU

- Has spent time with Green Bay, Cincinnati, N.Y. Giants, Oakland, Buffalo and Carolina and went to training camp with New Orleans this past summer.
- Was teammates with Marcus Cannon at TCU

G 62



JOE THUNEY | 6-5 | 308 | N.C. STATE

- First player in NFL history to start in three Super Bowls in first three seasons.
- USA Today First-Team All-American while at N.C. State.
- Earned his degree from N.C. State prior to his junior campaign in 2014.

C 75



TED KARRAS | 6-4 | 305 | ILLINOIS

- Fourth-year interior lineman has played in 52 regular-season games with 12 starts.
- Grand-nephew of long-time NFL player and actor Alex Karras.
- Pursuing an MBA from Indiana via an NFLPA program.

G 69



SHAQ MASON | 6-1 | 310 | GEORGIA TECH

- Full name is Shaquille Olajuwon Mason after Shaquille O'Neal and Hakeem Olajuwon.
- Has started 62-of-67 regular-season games since joining the team at right guard.

T 61



MARCUS CANNON | 6-6 | 335 | TCU

- A three-time Super Bowl Champion and named to the 2016 AP All-Pro Second Team.
- Battled and defeated non-Hodgkin's lymphoma in 2011. Recipient of the Patriots 2011 Ed Block Courage Award as a role model of inspiration, sportsmanship and courage to his teammates.

REX BURKHEAD | 5-10 | 215

RB 34



- Ran for a touchdown late in the fourth quarter and the game-winning touchdown in overtime of the AFC Championship victory at Kansas City (1/20).
- Part of the board of directors for "Team Jack Foundation" to help fight pediatric brain cancer, helping raise over \$4 million for the cause.

JOSH GORDON | 6-3 | 225

WR 10



- Fourth-year out of Baylor in his second season with the Patriots.
- Joined New England for 11 games in 2018 and finished with 40 receptions for 720 yards and three touchdowns.
- Set a Browns franchise record 1,646 receiving yards in 2013.



PATRIOTS PROJECTED CONTRIBUTORS: DEFENSE

DE 77



MICHAEL BENNETT | 6-4 | 275 | TEXAS A&M

- Member of the Super Bowl XLVIII Champion and 2014 NFC Champion Seattle Seahawks.
- Brother of former Patriot Martellus Bennett, who spent 2016 and part of the 2017 season with New England, winning Super Bowl LI against Atlanta.

DT 93



LAWRENCE GUY | 6-4 | 315 | ARIZONA STATE

- In year nine of NFL career. Stints with the Colts, Chargers and Ravens.
- Has overcome challenges with dyslexia and dyscalculia, which went undiagnosed until he arrived on campus at Arizona State.
- Three-time honorable mention All-Pac-10 selection at Arizona State.

DT 70



ADAM BUTLER | 6-5 | 300 | VANDERBILT

- Third-year defensive lineman out of Vanderbilt made the team as an undrafted rookie in 2017.
- Started college career as offensive lineman before switching to defense as a redshirt freshman in 2013.
- Collected 2½ sacks in 2019, just one shy of a new career high.

DT 71



DANNY SHELTON | 6-2 | 345 | WASHINGTON

- Joined New England in 2018 after spending the first three seasons of his career with Cleveland, where he was drafted 12th overall in 2015.
- Has started 52-of-66 regular-season games over the course of four-year career.
- Totaled 170 tackles in his career.

DE 91



DEATRICH WISE JR. | 6-5 | 275 | ARKANSAS

- Recorded five tackles vs. L.A. Rams in Super Bowl LIII victory.
- First Patriot since Chandler Jones to record a sack in his first two NFL games.
- Father was drafted in the ninth round of the 1988 NFL Draft (Seattle).
- Has two younger brothers - Daniel is on the Cowboys practice squad and Solomon plays college football at the University of Texas San Antonio.

LB 54



DONT'A HIGHTOWER | 6-3 | 260 | ALABAMA

- One of two players in NFL history with multiple national titles and Super Bowl titles along with Russell Maryland.
- Nicknamed "Mr. February" by Bill Belichick for his consistently high level of play in Super Bowls.

LB 58



JAMIE COLLINS SR. | 6-3 | 255 | SOUTHERN MISS.

- Originally selected by the Patriots in the second round (52nd overall) of the 2013 NFL Draft
- Spent four years in New England before being traded to Cleveland in 2016.
- Has started 78-of-87 career games.

LB 53



KYLE VAN NOY | 6-3 | 250 | BYU

- Started all 16 regular-season games and three postseason contests in 2018.
- Spent three seasons in Detroit before being traded to New England in 2016.
- Recorded a team-high 10 tackles and two sacks in the AFC Championship Game at Kansas City (1/20).


CB 24



STEPHON GILMORE | 6-1 | 202 | SOUTH CAROLINA

- Named AP first-team All-Pro for the first time in 2018.
- Intercepted a pass with under five minutes remaining in Super Bowl LIII.
- Voted the top corner in the NFL by his peers on the 2019 NFL Top-100.

CB 30



JASON MCCOURTY | 5-11 | 195 | RUTGERS

- Played in the postseason for the first time in his career in 2018, winning the Super Bowl alongside his twin brother Devin.
- Recorded two passes defended and five tackles in Super Bowl LIII. Third-quarter breakup in the end zone forced L.A. Rams to settle for a field goal.

S 23



PATRICK CHUNG | 5-11 | 215 | OREGON

- Played for New England for 10 of 11 NFL seasons. Spent 2013 with Philadelphia.
- Is one of seven NFL players to start at least five Super Bowls.

S 32



DEVIN MCCOURTY | 5-10 | 195 | RUTGERS

- Won the Super Bowl in his first season playing alongside his twin brother Jason since college.
- Returned an interception 84-yards for a touchdown at Buffalo (10/29/18), the first pick-six of his career.

JA'WHAUN BENTLEY | 6-2 | 255


LB 51



- Three-time team captain at Purdue.
- Started two games as a rookie and recorded 14 tackles, an interception, one pass defended and a tackle for loss prior to being placed on injured reserve on 9/26/18.

JONATHAN JONES | 5-10 | 190


CB 31



- Emerged as a key reserve in 2017, notching a career-high eight passes defended.
- Plays a key role on defense and as a special teams contributor.
- Played in all 55 regular-season games during his three-plus year career.

DURON HARMON | 6-1 | 205

S 21



- Ten of his 20 career interceptions have taken place in the fourth quarter with six taking place in the final two minutes (including postseason).
- Has five interceptions in six career regular-season games vs. Steelers.
- Recorded a career-high seven passes defended in 2017.



INDIVIDUAL AND TEAM NOTES



ROBERT KRAFT CHAIRMAN & CEO

Since Robert Kraft purchased the team in 1994, the Patriots have experienced one of the most dramatic turnarounds in the history of sports. In his 25 seasons of ownership, he has transformed one of the league's least successful clubs into what observers view as a model NFL franchise. In the five seasons immediately preceding his purchase (1989-93), the Patriots were a moribund team, winning just 19 of 80 games (.238 pct.), logging the worst record in the NFL over that span. When he bought the franchise on Jan. 21, 1994, Kraft announced his intention to bring a championship to New England, a tall order considering the team's previous success rate. But under Kraft's leadership, the Patriots have won more division titles (18), conference crowns (10) and Super Bowl championships (6) than any other NFL team. Additionally, the Patriots have achieved the most winning seasons (22) and have the fewest losing seasons (2) since Kraft assumed ownership beginning in 1994. Super Bowl LIII was the 10th Super Bowl appearance since Kraft purchased the team, a period during which no other team has appeared in more than four Super Bowls. In Kraft's 25 seasons, the Patriots have qualified for the playoffs 20 times, more than doubling the franchise's accomplishments during its first 34 seasons. In 2018, Kraft earned his 22nd winning season in 25 years of owning the franchise.



| | Pre-Kraft 1960-93 | Pre-Kraft 1989-93 | Kraft Era 1994-19 |
|---------------------|------------------------------|------------------------------|------------------------------|
| Overall Record | 225-276-9 | 19-61 | 319-135 |
| Winning Pct. | .450 | .238 | .703 |
| Super Bowl Titles | 0 | 0 | 6 |
| Conference Titles | 1 | 0 | 10 |
| Division Titles | 3 | 0 | 18 |
| Playoff Seasons | 6 | 0 | 20 |
| Playoff Record | 4-6 | -- | 33-14 |
| Home Playoff Games | 1 | 0 | 26 |
| Home Playoff Record | 0-1 | -- | 23-3 |

WHAT TO WATCH FOR IN 2019

- Kraft enters 2019 with 33 postseason victories, third-most in NFL history for any ownership group. He sits one playoff win behind the Green Bay Packers (34) and three behind Pittsburgh's Rooney family (36) for most postseason wins by an ownership group. The Rooney Family founded the Steelers in 1933, while the Packers were founded in 1919.
- The Patriots have won six Super Bowls under Kraft's ownership, tied with the Pittsburgh Steelers for most Super Bowl championships in NFL history. The Patriots seek an NFL-record seventh Super Bowl under Kraft's guidance in 2019.

DYNASTY VS. DYNASTY

Of all of the great teams throughout the Super Bowl era, the New England Patriots and the San Francisco 49ers have set a standard of extended excellence above all of the others. The 49ers run of success spanned two decades, while New England's streak is still in progress.

| 49ERS (1981-98) | PATRIOTS (2001-PRESENT) |
|---|--------------------------------|
| 5 Super Bowl Appearances | 9 |
| 5 Super Bowl Titles | 6 |
| 10 in 18 years Conference Title Games | 13 in 18 years |
| 22-11 (.667) Playoff Record | 30-10 (.750) |
| 13 Division Titles | 16 |
| 16 Playoff Seasons | 16 |
| 207-72-1 (.741) Regular Season Record | 227-68 (.769) |
| 108 Pro Bowl Selections | 91 |
| 21 in 18 years Home Playoff Games | 23 in 18 years |
| 13 in 18 years First-Round Byes | 13 in 18 years |
| 4 in 18 years Playoff One-and-Dones | 2 in 18 years |
| 122 (1990-99) Most Wins in a Decade | 136 (2010-present) |

SINCE ROBERT KRAFT PURCHASED THE TEAM IN 1994

TOTAL VICTORIES SINCE 1994 (REGULAR SEASON)

| | |
|----------------------------|-----|
| New England Patriots | 286 |
| Pittsburgh Steelers | 256 |
| Green Bay Packers | 255 |
| Indianapolis Colts | 239 |

TOTAL VICTORIES SINCE 1994 (INCL. POSTSEASON)

| | |
|----------------------------|-----|
| New England Patriots | 319 |
| Pittsburgh Steelers | 276 |
| Green Bay Packers | 275 |
| Indianapolis Colts | 254 |

MOST HOME VICTORIES SINCE 1994 (INCL. POSTSEASON)

| | |
|----------------------------|-----|
| New England Patriots | 181 |
| Green Bay Packers | 164 |
| Pittsburgh Steelers | 156 |
| Denver Broncos | 147 |

WINNING PERCENTAGE SINCE 1994 (INCL. POSTSEASON)

| TEAM | W | L | T | Pct. |
|----------------------|-----|-----|---|------|
| New England Patriots | 319 | 135 | 0 | .703 |
| Pittsburgh Steelers | 276 | 162 | 2 | .629 |
| Green Bay Packers | 275 | 166 | 2 | .623 |
| Indianapolis Colts | 254 | 183 | 0 | .581 |

PLAYOFF WINNING PERCENTAGE SINCE 1994

| TEAM | W | L | T | Pct. |
|----------------------|----|----|---|------|
| New England Patriots | 33 | 14 | 0 | .702 |
| Baltimore Ravens | 15 | 9 | 0 | .625 |
| Denver Broncos | 14 | 9 | 0 | .609 |
| Pittsburgh Steelers | 20 | 14 | 0 | .588 |
| New York Giants | 10 | 7 | 0 | .588 |

SUPER BOWL CHAMPIONSHIPS SINCE 1994

| | |
|----------------------------|---|
| New England Patriots | 6 |
| Denver Broncos | 3 |
| Baltimore Ravens | 2 |
| Green Bay Packers | 2 |
| Pittsburgh Steelers | 2 |
| N.Y. Giants | 2 |

CONFERENCE CHAMPIONSHIPS SINCE 1994

| | |
|----------------------------|----|
| New England Patriots | 10 |
| Pittsburgh Steelers | 4 |
| Denver Broncos | 4 |
| Los Angeles Rams | 3 |
| Green Bay Packers | 3 |
| N.Y. Giants | 3 |
| Seattle Seahawks | 3 |

DIVISION CHAMPIONSHIPS SINCE 1994

| | |
|----------------------------|----|
| New England Patriots | 18 |
| Pittsburgh Steelers | 13 |
| Green Bay Packers | 12 |
| Indianapolis Colts | 10 |

PLAYOFF VICTORIES SINCE 1994

| | |
|----------------------------|----|
| New England Patriots | 33 |
| Pittsburgh Steelers | 20 |
| Green Bay Packers | 20 |
| BAL/IND/PHI | 15 |

PLAYOFF VICTORIES ALL TIME

| | |
|---|----|
| Rooney Family, Pittsburgh (1933-present) | 36 |
| Green Bay Packers (1919-present) | 34 |
| Robert Kraft, New England Patriots (1994-present) | 33 |

PLAYOFF GAMES PLAYED SINCE 1994

| | |
|----------------------------|----|
| New England Patriots | 47 |
| Green Bay Packers | 36 |
| Pittsburgh Steelers | 34 |
| Indianapolis Colts | 31 |

PLAYOFF SEASONS SINCE 1994

| | |
|----------------------------|----|
| New England Patriots | 20 |
| Green Bay Packers | 18 |
| Indianapolis Colts | 17 |
| Pittsburgh Steelers | 16 |



ROBERT KRAFT

CHAIRMAN & CEO

TEN CONFERENCE TITLES

The 2018 AFC Championship marked the 10th conference championship for Robert Kraft as Patriots owner. His 10 crowns are more than any other owner in NFL history in the Super Bowl Era (since 1966).

MOST CONFERENCE CHAMPIONSHIPS BY AN OWNER IN SUPER BOWL ERA

| Owner | TEAM | # | SEASONS | SUPER BOWL APPEARANCES |
|----------------------|----------------------|----|--|---|
| Robert Kraft | New England | 10 | 1996, 2001, 2003, 2004, 2007 2011, 2014, 2016, 2017, 2018 | XXXI, XXXVI, XXXVIII, XXXIX, XLII, XLVI, XLIX, LI, LII, LIII |
| Pat Bowlen | Denver | 7 | 1986, 1987, 1989, 1997, 1998, 2013, 2015 | XXI, XXII, XXIV, XXXII, XXXIII, XLVIII, 50 |
| Jack Kent Cooke | Washington | 5 | 1972, 1982, 1983, 1987, 1991 | VII, XVII, XVIII, XXII, XXVI |
| Al Davis | Oakland/L.A. Raiders | 5 | 1967, 1976, 1980, 1983, 2002 | II, XI, XV, XVIII, XXXVII |
| Eddie DeBartolo | San Francisco | 5 | 1981, 1984, 1988, 1989, 1994 | XVI, XIX, XXIII, XXIV, XXIX |
| Clint Murchison | Dallas | 5 | 1970, 1971, 1975, 1977, 1978 | V, VI, X, XII, XIII |
| Packers Stockholders | Green Bay | 5 | 1966, 1967, 1996, 1997, 2010 | I, II, XXXI, XXXII, XLV |
| Joe Robbie | Miami | 5 | 1971, 1972, 1973, 1982, 1984 | VI, VII, VIII, XVII, XIX |

A WINNING TRADITION

Robert Kraft won his 300th game overall as owner of the New England Patriots against Miami on Sept. 30, 2018. Kraft reached the milestone in his 25th NFL season and in his 432nd game, the fastest an owner has reached the milestone. Al Davis of Oakland accomplished the feat in 495 games (31 seasons) while Pat Bowlen of Denver reached 300 career wins in 501 games (30 seasons).

A WINNING TRADITION

Kraft's winning percentage with the Patriots (.703) since taking over the team in 1994 is the highest among all owners/ownership groups with at least 200 wins (regular and postseason) with one team. He is one of just four owners with at least 200 wins and a winning percentage over .600.

| Owner | Team | Years | Winning Pct. |
|----------------------|----------|--------------|--------------|
| Robert Kraft | Patriots | 1994-present | .703 |
| Eddie DeBartolo, Jr. | 49ers | 1977-1999 | .636 |
| Clint Murchison, Jr. | Cowboys | 1960-1983 | .634 |
| Joe Robbie | Dolphins | 1966-1989 | .609 |
| Pat Bowlen | Broncos | 1984-2018 | .596 |

ALL-TIME POSTSEASON WINS

Robert Kraft has 33 career postseason wins, which are the third-most in NFL history.

| OWNERSHIP | YEARS | WINS |
|---|-----------|-----------|
| The Rooney Family, Pittsburgh (1933-present) | 86 | 36 |
| Green Bay Packers (1919-present) | 100 | 34 |
| Robert Kraft, New England (1994-present) | 25 | 33 |
| The Mara Family, N.Y. Giants (1925-present) | 94 | 24 |
| Eddie DeBartolo, Jr., San Francisco (1977-1999) | 23 | 22 |
| Al Davis, Oakland/Los Angeles (1972-2011) | 40 | 21 |
| Pat Bowlen, Denver (1984-present) | 35 | 21 |

KRAFT PASSES OTHER OWNERS

The Patriots have 319 wins overall under Robert Kraft. He has produced more victories than every other Patriots owner combined. Under Kraft, the Patriots are 319-135 overall since he purchased the team in 1994. Kraft's predecessors in the owner's office went 225-276-9 in the 34 years prior to his purchase of the team.

CONTINUITY BREEDS SUCCESS

New England is the first team in NFL history to win six Super Bowls with the same owner (Robert Kraft), head coach (Bill Belichick) and quarterback (Tom Brady).

PATRIOTS IN THE PLAYOFFS

The Patriots have qualified for the playoffs 26 times in their 59-year history. Twenty of those playoff berths have come in the 25 seasons since Robert Kraft purchased the team in 1994, a dramatic contrast to the six total playoff berths the team earned in its first 34 years of existence. The Patriots have won 21 division crowns, including 16 in the last 18 seasons and 18 of which have come since Robert Kraft's purchase in 1994.

PATRIOTS PLAYOFF SEASONS (26)

| Year | How Qualified | Seed | Rec. | Result |
|-------|--------------------|------|------|-----------------------|
| 2018 | Division Champions | 2 | 3-0 | Super Bowl Champions |
| 2017 | Division Champions | 1 | 2-1 | AFC Champions |
| 2016 | Division Champions | 1 | 3-0 | Super Bowl Champions |
| 2015 | Division Champions | 2 | 1-1 | AFC Championship Game |
| 2014 | Division Champions | 1 | 3-0 | Super Bowl Champions |
| 2013 | Division Champions | 2 | 1-1 | AFC Championship Game |
| 2012 | Division Champions | 2 | 1-1 | AFC Championship Game |
| 2011 | Division Champions | 1 | 2-1 | AFC Champions |
| 2010 | Division Champions | 1 | 0-1 | AFC Divisional Round |
| 2009 | Division Champions | 3 | 0-1 | Wild Card Round |
| 2007 | Division Champions | 1 | 2-1 | AFC Champions |
| 2006 | Division Champions | 4 | 2-1 | AFC Championship Game |
| 2005 | Division Champions | 4 | 1-1 | AFC Divisional Round |
| 2004 | Division Champions | 2 | 3-0 | Super Bowl Champions |
| 2003 | Division Champions | 1 | 3-0 | Super Bowl Champions |
| 2001 | Division Champions | 2 | 3-0 | Super Bowl Champions |
| 1998 | Wild Card | 6 | 0-1 | Wild Card Round |
| 1997 | Division Champions | 3 | 1-1 | AFC Divisional Round |
| 1996 | Division Champions | 2 | 2-1 | AFC Champions |
| 1994 | Wild Card | 5 | 0-1 | Wild Card Round |
| 1986 | Division Champions | 3 | 0-1 | AFC Divisional Round |
| 1985 | Wild Card | 5 | 3-1 | AFC Champions |
| 1982* | 16-Team Format | 7 | 0-1 | First Round |
| 1978 | Division Champions | 2 | 0-1 | AFC Divisional Round |
| 1976 | Wild Card | 4 | 0-1 | AFC Divisional Round |
| 1963 | Division Champions | -- | 1-1 | AFL Championship Game |

*Strike Year | Bold indicates Kraft era

37-20 Record

A MODEL OF CONSISTENCY

Since Kraft took ownership of the team in 1994, the Patriots have had just three head coaches - Bill Parcells (1994-96), Pete Carroll (1997-99) and current head coach Bill Belichick (2000-present). The only team with fewer head coaches since 1994 is the Pittsburgh Steelers, who have had two: Bill Cowher (1992-2006) and Mike Tomlin (2007-present).

FEWEST HEAD COACHES SINCE 1994

| | |
|-------------------------|----------|
| Pittsburgh..... | 2 |
| New England..... | 3 |
| Baltimore Ravens*..... | 3 |
| NFL average..... | 6.9 |

*Since 1996

AFC EAST HEAD COACHES SINCE 1994

| | |
|-------------------------|----------|
| New England..... | 3 |
| N.Y. Jets..... | 9 |
| Buffalo..... | 10 |
| Miami..... | 12 |



PATRIOTS WHAT TO WATCH FOR IN 2019

TEAM - WHAT TO WATCH FOR

- The Patriots set an NFL record by reaching eight consecutive conference title games (2011-18). If they qualify for the playoffs in 2019, they will look to add to that record.
- The Patriots enter the 2019 season tied with San Francisco with 15 conference championship game appearances, one behind the 16 by Pittsburgh.
- New England enters the 2019 season with 37 postseason victories, the most in NFL history. If the team qualifies for the postseason in 2019, they will look to add to that number. Pittsburgh is second with 36 playoff wins all-time.
- The Patriots have qualified for the playoffs for 10 straight seasons (2009-18), the most in NFL history. Dallas and Indianapolis are tied for second with nine consecutive seasons with a playoff berth.
- The Patriots extended their NFL record with 10 straight division titles (2009-18) and look to add to that number in 2019.
- The Patriots set an NFL record for most consecutive seasons with at least one playoff win with eight straight (2011-18 – 16 total playoff wins). If they qualify for the postseason in 2019, the team will look to add to the NFL record.
- The 2018 New England Patriots advanced in the postseason for the eighth straight season (2011-18), an NFL record, and will look to add to that number in 2019 if they qualify for the playoffs.
- The New England Patriots have earned seven No. 1 seeds and need one more to tie San Francisco (8) and Denver (8) for the most since playoff seeding began in 1975.
- The Patriots have earned a first-round playoff bye an NFL-best 14 times since the current playoff format was instituted in 1990. Pittsburgh is second with nine byes since 1990. The Patriots are the only team in NFL history with nine straight first-round byes (2010-18).
- The Patriots have won 16 postseason games this decade (2010-present), the most postseason wins in a decade and look to add to that number in 2019.
- The Patriots enter the 2019 season with nine straight home playoff wins, third in NFL history to the 11 by New England (1996-08) and the 13 by Green Bay (1939-2001).
- The Patriots have played in 57 postseason games and need to play in three more postseason games in 2019 to become the third NFL team to play in 60 postseason games, joining Dallas (63) and Pittsburgh (61).
- The Patriots enter the 2019 season tied with Dallas with 33 winning seasons, second all-time behind the 36 winning seasons by Pittsburgh.
- The Patriots have achieved 18 straight seasons with a record of .500 or better, second all-time behind the 21 seasons by Dallas (1965-85).
- The Patriots have posted a winning record for 18 straight seasons (2001-18), the most since the 1970 merger and the second-most all-time, behind Dallas with 20 straight winning seasons (1966-85), and look to add to that number in 2019.
- The Patriots have won at least 10 games for 16 consecutive seasons (2003-18), tying San Francisco (1983-98) for the most consecutive seasons with at least 10 victories and need one more in 2019 to set a new NFL mark.

TEAM - WHAT TO WATCH FOR (CONT.)

- The Patriots (2010-18) enter 2019 with an NFL record nine consecutive seasons with at least 11 wins. Indianapolis is second with seven (2003-09).
- The Patriots are tied with Dallas with a dozen 12-win seasons since 1970 and need one more to tie San Francisco for the most with 13 12-win seasons.
- New England has won 13 games in a single season seven times in franchise history. Only San Francisco has more 13-win seasons with nine.
- The Patriots have won 14 or more games in a season five times, most in NFL history. San Francisco is second with four 14-win seasons.
- New England has 26 undefeated months since 2000, most in the NFL over that span. Indianapolis is second with 16 undefeated months during that time.
- The Patriots have 136 wins in this decade (regular season and playoffs combined), the most wins in a decade in NFL history, and look to add to that number.
- New England has 16 straight home regular-season wins, the fourth longest home streak in team history to the 20 (2008-11), 18 (2002-05) and 16 (2012-14) game streaks.
- The Patriots finished the 2018 season with 436 points and have now reached 400 or more points in 12 straight seasons (2007-18), extending their NFL record. The San Diego Chargers previously held the record by scoring at least 400 points in eight straight seasons from 2004-11. The New Orleans Saints have the second-longest active streak after scoring 400 points for the eighth straight season in 2018.

2019 ACCOMPLISHMENTS

- The Patriots won their 116th regular-season game this decade (2010-present) vs. N.Y. Jets on Sept. 22, 2019, moving out of a tie with Indianapolis (2000-09) for the most regular-season wins in a decade.
- DB Devin McCourty was named AFC Defensive Player of the Month for September after he intercepted a pass in each of the first four games of the season, tying a team record for most consecutive games with an interception. McCourty became the first player in the NFL to record an interception in each of his team's first four games of the season since Minnesota's Brian Russell in 2003 and the first Patriots player ever to achieve the feat.
- LB Kyle Van Noy was named AFC Defensive Player of the Week following a Week 4 win at Buffalo. Van Noy led the team with eight tackles, two sacks, three quarterback hits and two forced fumbles. Late in the game with the Patriots holding a 16-10 lead and the Buffalo offense at the New England 39-yard line, Van Noy hit Buffalo QB Matt Barkley, forcing a pass that was intercepted by LB Jamie Collins to secure the victory.
- P Jake Bailey was earned AFC Special Teams Player of the Week after a Week 3 win over the Jets. Bailey landed five of his seven punts inside the Jets 20-yard line. His punts pinned the New York Jets deep in their own territory, forcing the Jets to start drives at their own 12, 10, 8, 8 and 1-yard line. The Jets gained just 105 total net yards.



PATRIOTS TEAM NOTES

PATRIOTS 2019 CAPTAINS

The New England Patriots 2019 team captains were elected by their teammates:



OFFENSE

- C David Andrews, QB Tom Brady & RB James White

DEFENSE

- LB Dont'a Hightower, DB Devin McCourty & LB Elandon Roberts

SPECIAL TEAMS

- Matthew Slater

Brady was chosen as a captain for the 18th consecutive season. McCourty and Slater are captains for the ninth time, while Andrews was elected for the third straight year. White is a captain for the second straight season and Roberts is a first-time captain. Hightower is a third-time team captain.

DECADE-PLUS OF DOMINANCE

The Patriots record of 243-73 (.769) since 2002 is the best in the NFL over that span. Only four NFL teams have posted a winning percentage of .600 or better. The Patriots are the only team over .700.

BEST RECORDS SINCE 2002 (INCLUDING POSTSEASON)

| Team | W | L | T | Pct. |
|--------------|-----|-----|---|------|
| New England | 243 | 73 | 0 | .769 |
| Pittsburgh | 191 | 108 | 2 | .638 |
| Indianapolis | 191 | 112 | 0 | .630 |
| Green Bay | 180 | 119 | 2 | .601 |
| Seattle | 174 | 128 | 1 | .576 |
| Philadelphia | 173 | 125 | 1 | .580 |
| Baltimore | 169 | 128 | 0 | .569 |
| New Orleans | 167 | 126 | 0 | .570 |
| Denver | 165 | 128 | 0 | .563 |

DECADES OF DOMINANCE

The Patriots now have 120 regular-season wins and 16 postseason wins so far in this decade (2010-present) for 136 total wins, the most ever in a single decade.

TEAMS OF THE DECADES

| Team | Years | Reg. Season | Postseason | Total |
|---------------|--------------|---------------|-------------|---------------|
| New England | 2010-present | 120-31 (.794) | 16-6 (.727) | 136-37 (.786) |
| New England | 2000-09 | 112-48 (.700) | 14-4 (.778) | 126-52 (.708) |
| Indianapolis | 2000-09 | 115-45 (.719) | 9-8 (.529) | 124-53 (.701) |
| San Francisco | 1990-99 | 113-47 (.706) | 9-7 (.563) | 122-54 (.693) |

REGULAR-SEASON SUCCESS

The Indianapolis Colts set the NFL mark for most regular-season wins in a decade with 115 from 2000-09. The Patriots earned their 116th regular-season win this decade in the victory over the N.Y. Jets (09/22/19), moving past the Colts and now have 119 regular-season wins this decade.

AFC EAST SUPREMACY

The New England Patriots own an 90-24 (.789) record in regular-season AFC East games since the beginning of the 2001 season, compiling the best intra-division record of any team in the NFL.

NFL'S TOP DIVISIONAL RECORDS SINCE 2001

| Team | W | L | T | Pct. |
|--------------|----|----|---|------|
| New England | 90 | 24 | 0 | .789 |
| Pittsburgh | 80 | 33 | 1 | .706 |
| Indianapolis | 78 | 34 | 0 | .696 |
| Green Bay | 75 | 36 | 2 | .673 |

AFC EAST DIVISIONAL RECORDS SINCE 2001

| Team | W | L | T | Pct. | Div. Titles | Years |
|-------------|----|----|---|------|-------------|--------------------|
| New England | 90 | 24 | 0 | .789 | 16 | 2001, 03-07, 09-18 |
| N.Y. Jets | 48 | 65 | 0 | .425 | 1 | 2002 |
| Miami | 47 | 65 | 0 | .420 | 1 | 2008 |
| Buffalo | 42 | 71 | 0 | .372 | 0 | --- |

The New England Patriots have won 15 division titles and have 15 playoff berths since realignment in 2002, most in the NFL.

MOST DIVISION TITLES SINCE 2002 REALIGNMENT

| Team | Division Titles | Playoff Berths |
|--------------|-----------------|----------------|
| New England | 15 | 15 |
| Green Bay | 9 | 12 |
| Indianapolis | 9 | 13 |
| Pittsburgh | 8 | 11 |
| Seattle | 8 | 12 |
| Philadelphia | 7 | 10 |

MOST DIVISION TITLES IN A DECADE

The New England Patriots have won nine division titles this decade, the most ever by a team in a single decade. The Patriots have also won 10 straight division crowns overall, a mark currently leading the league.

MOST DIVISION TITLES IN A DECADE

| Team | Decade | Division Titles |
|---------------|--------------|-----------------|
| New England | 2010-present | 9 |
| Minnesota | 1970-79 | 8 |
| New England | 2000-09 | 7 |
| San Francisco | 1980-89 | 7 |
| Dallas | 1970-79 | 7 |
| L.A. Rams | 1970-79 | 7 |
| Pittsburgh | 1970-79 | 7 |
| Cleveland | 1950-58 | 7 |

CURRENT CONSECUTIVE DIVISION TITLES

| Team | Division | Consec. Titles |
|-------------|-----------|----------------|
| New England | AFC East | 10 |
| Kansas City | AFC West | 3 |
| L.A. Rams | NFC West | 2 |
| New Orleans | NFC South | 2 |



PATRIOTS TEAM NOTES

ALL-TIME WINNING SEASONS

The Patriots have 33 seasons in which the team has finished above .500 since the 1970 merger, second only to the Pittsburgh Steelers (36). New England also leads the NFL with 18 consecutive winning seasons since 2001.

MOST WINNING SEASONS SINCE THE 1970 MERGER

| Team | Seasons |
|-------------------------|-----------|
| Pittsburgh | 36 |
| New England..... | 33 |
| Dallas..... | 33 |
| Miami..... | 30 |
| Minnesota..... | 30 |
| Denver..... | 29 |

MOST SEASONS OF 9+ WINS SINCE 2001

| Team | Seasons |
|-------------------------|-----------|
| New England..... | 18 |
| Pittsburgh | 14 |
| Indianapolis..... | 13 |
| Seattle | 13 |
| Green Bay | 12 |
| Philadelphia | 12 |

MOST CONSECUTIVE WINNING SEASONS (ACTIVE)

| Team | Seasons |
|-------------------------|-----------|
| New England..... | 18 |
| Seattle | 7 |
| Kansas City..... | 6 |
| Pittsburgh | 5 |

NINE STRAIGHT 11-WIN SEASONS

The Patriots have won 11 games 20 times in team history, including a current streak and NFL-record nine consecutive years dating back to 2010. The Patriots have had 11 or more wins 16 times in Robert Kraft's 25 seasons of ownership after having only four 11-win seasons prior to Kraft purchasing the team (1976, 78, 85 & 86).

MOST 11-WIN SEASONS SINCE 1970 MERGER

| Team | 11+ Win Seasons |
|-------------------------|-----------------|
| New England..... | 20 |
| Dallas..... | 17 |
| Pittsburgh | 17 |
| Denver | 15 |
| San Francisco..... | 15 |

MOST CONSECUTIVE 11-WIN SEASONS

| Team | Years | Consec. Seasons w/11+ Wins |
|--------------------------|----------------|----------------------------|
| New England | 2010-18 | 9 |
| Indianapolis..... | 2003-09 | 7 |
| Dallas..... | 1976-81 | 6 |
| San Francisco..... | 1994-98 | 5 |

BETTER THAN AVERAGE

The Patriots are the only NFL team to finish with a record of .500 or better in each of the last 18 years (2001-18). Each of the other 31 NFL teams has had at least one losing season since 2001. The Patriots have the second-longest streak at .500 or better, behind the Dallas Cowboys (1965-85) streak of 21 straight years.

MOST CONSECUTIVE SEASONS WITH A .500 OR BETTER RECORD

| Team | Seasons | Consecutive Seasons |
|--------------------------|---------------------|---------------------|
| Dallas | 1965-85 | 21 |
| New England | 2001-present | 18 |
| Cleveland | 1957-73 | 17 |

FLOATING ABOVE .500

Since 2001, the New England Patriots have held a record below .500 for only 12 weeks, fewest in the NFL over that span.

FEWEST WEEKS UNDER .500 SINCE 2001

| Team | Weeks Under .500 |
|-------------------------|------------------|
| New England..... | 12 |
| Pittsburgh | 64 |
| Denver | 65 |
| Baltimore | 67 |
| Green Bay | 70 |

ROAD WARRIORS I

The Patriots ran a 14-game road win streak that started with a victory in the 2016 season opener at Arizona and ended with a loss at Miami on Dec. 11, 2017. The 14-game road win streak is a team record, breaking the old mark of 12 straight road wins from 2006-08. The 14-game streak is second in NFL history to the 18-game road win streak by the San Francisco 49ers (1988-90).

ROAD WARRIORS II

Since the start of the 1994 season when Robert Kraft purchased the team, the Patriots have the best regular-season road record in the NFL. New England has finished undefeated on the road twice (2007 and 2016).

BEST ROAD RECORDS SINCE 1994

| Team | W | L | T | Pct |
|--------------------|------------|-----------|----------|-------------|
| New England | 128 | 76 | 0 | .627 |
| Pittsburgh | 113 | 89 | 1 | .559 |
| Indianapolis | 105 | 98 | 0 | .517 |
| Philadelphia | 102 | 99 | 2 | .507 |
| Green Bay | 102 | 100 | 0 | .505 |

WINNING THE CLOSE ONES

Since 2001, the New England Patriots own the NFL's best record (including postseason) in games decided by three points or fewer. The Patriots are the only team with a winning percentage at .700 in those games. New England is 7-2 in those close games in the playoffs. The only defeats are a 17-14 loss to the N.Y. Giants in Super Bowl XLIII and a 20-18 loss in the 2015 AFC Championship Game at Denver.

BEST RECORD IN GAMES DECIDED BY 3 POINTS OR FEWER (SINCE 2001; INCLUDING PLAYOFFS)

| Team | W | L | T | Win Pct |
|--------------------|-----------|-----------|----------|-------------|
| New England | 42 | 18 | 0 | .700 |
| Indianapolis | 48 | 24 | 0 | .667 |
| Denver | 40 | 30 | 0 | .571 |
| Seattle | 44 | 33 | 1 | .571 |
| Oakland | 37 | 30 | 0 | .552 |
| N.J. Jets | 34 | 28 | 0 | .548 |

GREAT WHEN IT'S LATE

Since Robert Kraft purchased the franchise in 1994, the New England Patriots own the NFL's best record from December through the end of the regular season. The Patriots are 34-4 in the month of December at Gillette Stadium.

MOST WINS FROM DECEMBER ON SINCE 1994 (REGULAR SEASON ONLY)

| Team | W | L | T | Pct. |
|--------------------|-----------|-----------|----------|-------------|
| New England | 86 | 28 | 0 | .754 |
| Green Bay | 82 | 33 | 0 | .713 |
| Pittsburgh | 77 | 38 | 0 | .670 |



PATRIOTS TEAM NOTES

FIRST AFL TEAM TO REACH 500

The Patriots have the most overall wins among the original eight AFL teams. They are the only original AFL team with 500 victories.

OVERALL VICTORY TOTAL OF ORIGINAL AFL TEAMS (INCLUDING PLAYOFFS)

| Team | W | L | T |
|------------------|-----|-----|----|
| New England | 544 | 411 | 9 |
| Denver | 501 | 438 | 10 |
| Oakland | 494 | 445 | 11 |
| Kansas City | 484 | 440 | 12 |
| SD/L.A. Chargers | 461 | 465 | 11 |
| Tennessee | 449 | 487 | 6 |
| Buffalo | 434 | 494 | 8 |
| N.Y. Jets | 414 | 509 | 8 |

TOP 3 IN WINS SINCE 1960

Since the Patriots entered the NFL in 1960, they have the third-best record in the NFL.

BEST RECORD IN THE NFL SINCE 1960 (INCLUDING PLAYOFFS)

| Team | W | L | T |
|----------------------|-----|-----|----|
| Dallas Cowboys | 551 | 411 | 6 |
| Pittsburgh Steelers | 550 | 404 | 10 |
| New England Patriots | 544 | 411 | 9 |
| Green Bay Packers | 532 | 409 | 15 |

500TH REGULAR-SEASON VICTORY

The 2018 regular-season finale victory over the Jets marked New England's 500th regular-season win since it began play in 1960, the most wins by an AFL franchise. Of the 14 other NFL teams that have 500 or more regular-season wins, New England trails only San Francisco (536 - founded 1950), the Colts (519 - founded 1953) and the Cowboys (516 - founded 1960) for most regular-season wins by clubs that were founded in 1950 or later.

NFL'S BEST AT HOME

Since Gillette Stadium opened in 2002, the Patriots own the NFL's best overall record at home. The Patriots hold an overall record of 118-21 (.849) at home in regular-season games and a 137-24 (.851) record including playoffs. The Patriots are an NFL-best 181-48 at home since 1994, when Robert Kraft purchased the team.

BEST HOME RECORDS SINCE 2002 (INCLUDING PLAYOFFS)

| Team | W | L | T | Pct |
|--------------|-----|----|---|------|
| New England | 137 | 24 | 0 | .851 |
| Seattle | 107 | 44 | 0 | .709 |
| Pittsburgh | 105 | 44 | 1 | .703 |
| Indianapolis | 105 | 45 | 0 | .700 |
| Baltimore | 103 | 41 | 0 | .715 |
| Green Bay | 102 | 46 | 2 | .687 |
| Minnesota | 93 | 50 | 0 | .650 |
| Denver | 95 | 54 | 0 | .638 |
| Philadelphia | 92 | 58 | 0 | .613 |

UNBLEMISHED RECORD AT HOME

The Patriots finished with a perfect 8-0 regular-season record at Gillette Stadium for the seventh time in team history in 2018 (2003-04, 07, 09-10, 13 and 18). The Patriots were the only team in 2018 that finished perfect at home and now have the most unbeaten and untied seasons since 1970. Minnesota is second with six.

INTER-CONFERENCE RECORD

The New England Patriots own a 56-14 (.800) record vs. NFC teams since realignment in 2002, the best inter-conference record in the NFL during that time.

NFL'S BEST INTER-CONFERENCE RECORD SINCE 2002

| Team | W | L | T | Pct. |
|--------------|----|----|---|------|
| New England | 56 | 14 | 0 | .800 |
| Pittsburgh | 46 | 23 | 1 | .674 |
| Indianapolis | 44 | 25 | 0 | .638 |
| Tennessee | 41 | 28 | 0 | .594 |

BOUNCE BACK PATS

Since 2003, the Patriots are 48-8 (.857) in regular-season games following a loss. They have dropped back-to-back regular-season games in 2006, 09, 11-12, 15 (twice) and 2018 (twice). As a starter in his career, Tom Brady is 48-12 in games following a loss.

UNDEFEATED MONTHS

The Patriots have 26 undefeated months since 2000. It is the most undefeated months in the NFL over that span. Indianapolis is second with 16 undefeated months during that time.

PATRIOTS UNDEFEATED MONTHS SINCE THE 2000 SEASON (EXCLUDING JANUARY)

| | | |
|------|-------|--|
| 2001 | | December |
| 2003 | | October, November, December |
| 2004 | | September, November |
| 2005 | | December |
| 2006 | | October |
| 2007 | | September, October, November, December |
| 2008 | | December |
| 2010 | | October, December |
| 2011 | | December |
| 2012 | | November |
| 2013 | | September |
| 2014 | | October |
| 2015 | | September, October |
| 2016 | | September, December |
| 2017 | | November |
| 2018 | | October |
| 2019 | | September |

MODEL OF CONSISTENCY

The New England Patriots have had only one head coach and one general manager since 2000, showing a level of stability unparalleled in the AFC East.

GENERAL MANAGERS & HEAD COACHES IN AFC EAST SINCE 2000

| Team | Gen. Managers | Head Coaches |
|-------------|---------------|--------------|
| New England |1..... |1..... |
| N.Y. Jets |6..... |6..... |
| Buffalo |7..... |10..... |
| Miami |7..... |10..... |



PATRIOTS TEAM NOTES

BOOMERANG PATRIOTS

RB Brandon Bolden, S Patrick Chung, LB Jamie Collins, DB Jordan Richards and TE Ben Watson have all toured several different NFL franchises before linking back up in Foxborough for the 2019 campaign.

| Player | First NFL Team | Other NFL Team(s) |
|-------------------|--|---|
| Brandon Bolden | New England Patriots (2012 Rookie Free Agent) | Miami (2018) |
| Patrick Chung | New England Patriots (2009, Drafted No. 34) | Philadelphia (2013) |
| Jamie Collins Sr. | New England Patriots (2013, Drafted No. 52) | Cleveland (2016-18) |
| Jordan Richards | New England Patriots (2015, Drafted No. 64) | Atlanta (2018) Oakland (2019 Preseason) |
| Ben Watson | New England Patriots (2004, Drafted No. 32) | Cleveland (2010-12) New Orleans (2013-15, 2018) Baltimore (2015-16) |

POSITIVE POINT DIFFERENTIAL

The Patriots enter this week with a +175 point differential, the highest in NFL history through the first seven games. The 2007 Patriots set the NFL record after finishing that season with a +315 scoring differential.

LARGEST POINT DIFFERENTIAL SUPER BOWL ERA (SINCE 1966)

| Season | Team | Own | Opp | Diff |
|--------|----------------------|-----|-----|------|
| 2007 | New England Patriots | 589 | 274 | +315 |
| 1999 | St. Louis Rams | 526 | 242 | +284 |
| 1991 | Washington Redskins | 485 | 224 | +261 |

LARGEST POINT DIFFERENTIAL THROUGH SEVEN GAMES SUPER BOWL ERA (SINCE 1966)

| Season | Team | Own | Opp | Diff |
|--------|----------------------|-----|-----|------|
| 2019 | New England Patriots | 223 | 48 | +175 |
| 1966 | Dallas Cowboys | 266 | 106 | +160 |
| 2007 | New England Patriots | 279 | 120 | +159 |
| 2006 | Chicago Bears | 221 | 69 | +152 |
| 1999 | St. Louis Rams | 238 | 87 | +151 |
| 1991 | Washington Redskins | 231 | 82 | +149 |

OFFENSE

BALL SECURITY PAYS OFF

Since 2001, the Patriots are an NFL-best 136-23 when not throwing an interception.

ZERO INT GAMES

| Team | Games with No Ints | W-L-T | Win Pct. |
|--------------|--------------------|----------|----------|
| New England | 159 | 136-23-0 | .855 |
| Kansas City | 142 | 95-47-0 | .669 |
| Seattle | 139 | 101-37-1 | .730 |
| Green Bay | 139 | 112-25-2 | .813 |
| Jacksonville | 134 | 79-55-0 | .590 |

PROTECTING THE BALL

Since 2008, the Patriots lead the NFL with 74 regular-season games without turning the ball over. The Patriots are 65-9 in those games.

ZERO TURNOVER GAMES (SINCE 2008)

| | |
|---------------|----|
| New England | 74 |
| Green Bay | 66 |
| Kansas City | 63 |
| Seattle | 55 |
| San Francisco | 53 |

ON PACE WITH THE GREATS

The Patriots are on pace to finish the season with 509 points. New England has scored 500 points in a season four times (2007- 589, 2010-518, 2011-557 and 2012- 557), tied with the Rams for the most 500-point seasons in league history.

SINGLE-SEASON TEAM SCORING RECORD

| Team | Season | Points |
|-------------|--------|--------|
| Denver | 2013 | 606 |
| Patriots | 2007 | 589 |
| Kansas City | 2018 | 565 |

400-POINT SEASONS

The Patriots extended their NFL record to 12 straight seasons with at least 400 total points (2007-18) after finishing fourth in the NFL in 2018 with 436 total points. The Chargers previously held the record by scoring at least 400 points in eight consecutive seasons from 2004-11. New Orleans has a current streak of eight straight seasons with 400 points.

RUSH TO VICTORY

Since 2000, New England is 51-1 in the regular season when a Patriot eclipses 100 yards rushing. The only loss during the Bill Belichick era came at Miami on Dec. 20, 2004, when Corey Dillon rushed for 121 yards on 26 carries and the Patriots fell 29-28 to the Dolphins. Since then, New England is 38-0 with a 100-yard rusher. In 2018, RB Sony Michel had four 100-yard games and New England went 4-0 in those contests.

DEFENSE/SPECIAL TEAMS

STACKING A DOMINANT DEFENSIVE SEASON

The Patriots are currently on pace to allow 110 points (6.9 points per game), generate 59 sacks and make 41 interceptions this season. The 1984 Chicago Bears set the sack record with 72 in 1984. The 2000 Baltimore Ravens set the record for fewest points allowed with 165. The New England has allowed 48 points, has 26 sacks and intercepted 18 passes through seven games.

NFL SINGLE-SEASON TEAM SCORING RECORD

| Team | Season | Pts Allowed | Pts through 7 Games |
|------------|--------|-------------|---------------------|
| Baltimore | 2000 | 165 | 75 |
| Chicago | 1986 | 187 | 90 |
| Tennessee | 2000 | 191 | 97 |
| Pittsburgh | 1978 | 195 | 77 |
| Tampa Bay | 2002 | 196 | 76 |
| Denver | 1978 | 198 | 86 |
| Chicago | 1985 | 198 | 105 |

| Team | Season | Pts Allowed Per Game |
|-----------|--------|----------------------|
| Baltimore | 2000 | 10.3 |
| Chicago | 1986 | 11.7 |
| Tennessee | 2000 | 11.9 |



PATRIOTS TEAM NOTES

NFL SINGLE-SEASON TEAM SACK RECORD

| Team | Season | Total Sacks | Sacks through 7 Games |
|-----------|--------|-------------|-----------------------|
| Chicago | 1984 | 72 | 21 |
| Minnesota | 1989 | 71 | 37 |
| Chicago | 1987 | 70 | 45 |
| NY Giants | 1985 | 68 | 37 |

NFL SINGLE-SEASON TEAM INTERCEPTION RECORD

| Team | Season | Total INTs | INTs through 7 Games |
|---------------|--------|------------|----------------------|
| San Francisco | 1986 | 39 | 19 |
| Seattle | 1984 | 38 | 14 |
| Pittsburgh | 1973 | 37 | 19 |
| Dallas | 1981 | 37 | 17 |

- The Patriots fewest points allowed in a 16-game season is 237 in 2006, an average of 14.8 points per game. The 2019 Patriots are allowing 6.9 points per game.
- The Patriots record for most sacks in a season is 66 in 1963 and the team record for most sacks in a 16-game season is 57 in 1979. The most sacks for a Patriots team under Bill Belichick is 49 in 2015.
- The 1964 Patriots set the club record with 31 interceptions in a 14-game season. The team record for interceptions in a 16-game season is 29, set by the 2003 Patriots.

THIRD-DOWN DOMINANCE

The defense has held teams to just 12-of-84 (14.3 pct.) on third down so far in 2019. The fewest third downs allowed in a 16 game season is 49 by the 1991 Saints.

DRIVE DENIAL

The Patriots defense has been on the field for 92 drives this season.

| | |
|----|------------------------|
| 47 | Punts |
| 18 | Interceptions |
| 14 | End of half/game/Downs |
| 3 | Touchdowns |
| 2 | Blocked punts |
| 2 | Field Goals |
| 4 | Fumbles |
| 1 | Missed Field Goal |

STIFLING DEFENSE

In a win over the Jets on Sept. 22, 2019, the Patriots defense held the Jets to just six first downs and 105 total yards of offense. It marked the fourth-fewest yards the Patriots have ever allowed in a game.

FEWEST NET YARDS ALLOWED IN A SINGLE GAME

| | |
|-----|-----------------------------------|
| 65 |vs. Seattle, Dec. 4, 1988 |
| 86 |vs. Baltimore, Oct. 23, 1977 |
| 88 |vs. Miami, Oct. 12, 1980 |
| 105 |vs. NY Jets, Sept. 22, 2019 |
| 112 |vs. Houston, Dec. 18, 1965 |

DEFENSE LOCKS DOWN END ZONE

The Patriots defense did not allow a touchdown in the first three games of the season, becoming the first team to not allow a passing or rushing touchdown in each of their first three games of a season in the Super Bowl era.

ZERO FIRST-HALF POINTS IN FIVE STRAIGHT GAMES

The Patriots did not allow a first-half point in five straight games, between the 2018 AFC Championship Game and Week 3 of the 2019 season, the first team to achieve that feat in the Super Bowl era. New England's previous best was a three-game stretch with no first-half points allowed in 1977.

FORCING THE ISSUE

The Patriots lead the NFL with a plus-218 turnover margin since 1994.

NFL TURNOVER MARGIN SINCE 1994

| | |
|-------------|-----------|
| New England |+218 |
| Kansas City |+151 |
| Green Bay |+103 |

DEFENSE DOMINATES AGAIN

Since 2001, the Patriots have 12 seasons where they allowed 20 points or fewer, the most in the NFL during that span. The 2018 Patriots just missed that mark, allowing 20.3 points per game, seventh-best in the NFL. The 2019 Patriots have allowed just 6.9 points per game.

SEASONS ALLOWING 20 POINTS PER GAME OR FEWER SINCE 2001

| Team | Seasons | Years |
|--------------|---------|-------------------------------|
| New England | 12 | 2001, 03-04, 06-10, 14-17 |
| Baltimore | 12 | 2001, 03-06, 08-11, 14, 17-18 |
| Pittsburgh | 11 | 2001, 04-08, 10-12, 15, 17 |
| Miami | 8 | 2001-03, 05-06, 08, 11-12 |
| Seattle | 8 | 2005, 07, 11-16 |
| Jacksonville | 8 | 2001-02, 04-07, 17-18 |

MOST SAFETIES SINCE 2015

| | |
|--------------|--------|
| New England |7 |
| LA Rams |5 |
| Arizona |4 |
| Detroit |4 |
| Pittsburgh |4 |
| Indianapolis |4 |

MOST BLOCKED KICKS SINCE 2014

| | |
|--------------|----------------------------------|
| New England |16 (8 FGs, 2 XPs & 6 Punts) |
| Philadelphia |16 |
| Miami |15 |
| Baltimore |13 |
| Denver |13 |



PATRIOTS HOME DOMINANCE



REGULAR-SEASON HOME RECORD SINCE 2002

| Team | W | L | T | Pct. |
|-------------|-----|----|---|------|
| New England | 118 | 21 | 0 | .848 |
| Baltimore | 101 | 38 | 0 | .727 |
| Pittsburgh | 98 | 40 | 1 | .709 |
| Green Bay | 98 | 41 | 2 | .702 |
| Seattle | 97 | 43 | 0 | .693 |

HOME PLAYOFF RECORD SINCE 2002

| Team | W | L | Pct. |
|--------------|----|---|------|
| Seattle | 10 | 1 | .909 |
| New England | 19 | 3 | .864 |
| Indianapolis | 8 | 3 | .727 |
| Denver | 6 | 3 | .667 |
| Pittsburgh | 7 | 4 | .636 |

HOME RECORD SINCE 2002 (INCLUDING PLAYOFFS)

| Team | W | L | T | Pct. |
|--------------|-----|----|---|------|
| New England | 137 | 24 | 0 | .851 |
| Seattle | 107 | 43 | 0 | .718 |
| Baltimore | 103 | 41 | 0 | .715 |
| Pittsburgh | 105 | 44 | 1 | .705 |
| Indianapolis | 105 | 45 | 0 | .700 |

HOME RECORD AFTER HALLOWEEN SINCE 2002 (INCLUDING PLAYOFFS)

| Team | W | L | T | Pct. |
|--------------|----|----|---|------|
| New England | 78 | 17 | 0 | .821 |
| Baltimore | 62 | 23 | 0 | .729 |
| Indianapolis | 66 | 24 | 0 | .733 |
| Pittsburgh | 62 | 25 | 1 | .710 |
| Seattle | 65 | 28 | 0 | .699 |

HOME RECORD VS. NFC SINCE 2002

| Team | W | L | T | Pct. |
|-------------|----|----|---|------|
| Pittsburgh | 27 | 6 | 1 | .809 |
| New England | 28 | 7 | 0 | .800 |
| Baltimore | 26 | 8 | 0 | .765 |
| Denver | 24 | 10 | 0 | .706 |
| Cincinnati | 21 | 9 | 3 | .682 |

HOME RECORD VS. DIVISIONAL OPPONENTS SINCE 2002

| Team | W | L | T | Pct. |
|--------------|----|----|---|------|
| New England | 45 | 7 | 0 | .865 |
| Indianapolis | 41 | 10 | 0 | .804 |
| Pittsburgh | 39 | 14 | 0 | .736 |
| Seattle | 37 | 15 | 0 | .712 |
| Green Bay | 36 | 14 | 2 | .712 |

POINT DIFFERENTIAL AT HOME SINCE 2002 (INCLUDING PLAYOFFS)

| Team | Point Differential |
|-------------|--------------------|
| New England | 1,866 |
| Green Bay | 1,079 |
| Seattle | 1,050 |
| Baltimore | 1,046 |
| Pittsburgh | 1,038 |

POINTS ALLOWED PER GAME AT HOME SINCE 2002 (INCLUDING PLAYOFFS)

| Team | Point Average |
|-------------|---------------|
| Baltimore | 16.9 |
| New England | 17.7 |
| Seattle | 18.6 |
| Pittsburgh | 19.1 |
| Green Bay | 19.5 |

POINTS SCORED PER GAME AT HOME SINCE 2002 (INCLUDING PLAYOFFS)

| Team | Point Average |
|---------------|---------------|
| New England | 28.8 |
| New Orleans | 28.0 |
| Green Bay | 26.7 |
| Pittsburgh | 26.0 |
| L.A. Chargers | 25.7 |



INSIDE THE NUMBERS

TEAM

0

The Patriots are the first team to not allow a passing TD or a rushing TD in each of the first three games of a season in the Super Bowl era.

0

The Patriots held the NY Jets to 0 third-down conversions on 12 attempts in the win on Sept. 22, 2019.

2

The Patriots returned two interceptions for touchdowns in the win at Miami (9/15/19), the 10th time they have done that in a game.

3

The 2019 Patriots defense has allowed just three touchdowns through the first seven games of the season.

5

DB Duron Harmon has five interceptions in the end zone during the regular season in his career.

10

New England is the only team that has made the playoffs in each of the last 10 seasons (2009-18).

12

Since 2001, the Patriots have the fewest weeks with a losing record in the NFL with 12 weeks. Pittsburgh is next with 63 weeks.

16

The Patriots have won 16 straight regular-season games at home.

16

The Patriots have had a rookie free agent make the 53-man opening-day roster for 16 straight seasons, the third-longest streak behind the Chargers (23) and Colts (21).

16

Tom Brady has thrown at least 10 touchdown passes to 16 different players, second to the 18 different players by Brett Favre.

19

The Patriots have gone 19 straight seasons without being swept in a series by a division opponent after beating each of the AFC East teams in 2019, extending the longest such streak since the 1970 NFL merger.

20

RB James White has 20 touchdown receptions since 2015, the most among all running backs during that span, and became only the 16th running back to reach 20 touchdown receptions since the 1970 NFL merger.

41-0

The Patriots are 41-0 at home against AFC teams when Tom Brady and Julian Edelman are in the lineup together.

97-1

The Patriots are 97-1 all-time at Gillette Stadium when leading at halftime in the regular season.

ROBERT KRAFT

6

The number of Super Bowl championships the Patriots have won since Robert Kraft purchased the team in 1994. That mark is highest in the NFL over that span.

10

The number of conference championships the Patriots have won since Robert Kraft purchased the team in 1994, the NFL record for most conference championships as an owner.

18

The number of division championships won by the Patriots since Kraft purchased the team in 1994.

20

The number of playoff seasons earned by the Patriots in the 25 seasons since Robert Kraft purchased the team.

ROBERT KRAFT

47

The number of playoff games the Patriots have appeared in since 1994, the most in the NFL. Green Bay has the second most with 36.

279

The number of consecutive home games that have been sold out, including all playoff and preseason games, dating back to the 1994 season opener.

319

The number of games the Patriots have won since Robert Kraft purchased the franchise in 1994. Prior to Kraft's ownership, the team had won 225 total games in its entire 34-year history from 1960-93.

TOM BRADY

6

Brady is the only QB with six Super Bowl wins, surpassing Hall of Fame DL Charles Haley (5) as the only other NFL player with six Super Bowl wins.

6

Brady joins Herb Adderly (GB/DAL), Fuzzy Thurston (Green Bay) and Forrest Gregg (GB/DAL) as the only NFL players with six titles.

9

Brady won his ninth conference title in 2018, an NFL record. He passed DL Mike Lodish for the most Super Bowls played with his seventh in Super Bowl LI. Lodish played in six (four with Buffalo and two with Denver).

13

Brady played in his 13th conference championship game in 2018, the most in NFL history. Gene Upshaw and George Blanda with 10 are tied for second-most conference championship game appearances.

16

Brady set a Super Bowl record with 16 straight pass completions in Super Bowl XLVI vs. the New York Giants.

19

The longest streak of consecutive pass completions by Brady in a regular-season game (Sept. 10, 2015 vs. Pittsburgh), a team record.

31

Brady has guided New England to 31 wins since his 40th birthday, an NFL record for most wins by a QB after turning 40.

90.0

The percent of quarterback keepers converted by Brady (117-of-130) for first downs (89-of-98 on third-and-2 or less and 28-of-32 on fourth-and-2 or less).

244

Brady has the most overall wins of any NFL player with 240.

505

Brady set a Super Bowl record with 505 passing yards in Super Bowl LII, breaking the record of 466 yards he set the previous year in Super Bowl LI.

4,577

Brady led the NFL in 2017 with 4,577 yards passing at age 40 to become the oldest player to lead the NFL. The previous oldest player to lead the league in passing yards was Fran Tarkenton with 3,468 yards in 1978 at age 38 with Minnesota.

BILL BELICHICK

3

Bill Belichick (299 wins) is in third place on the NFL wins list.

4

Bill Belichick is the first coach to lead his team to four 500-point seasons (2007, 10-12).

5

The number of 14-win seasons by Bill Belichick, the most among all NFL coaches.

6

Bill Belichick has won six Super Bowls as a head coach, the most Super Bowl wins by a head coach in NFL history.

12

Super Bowl LIII was Belichick's 12th Super Bowl overall, including nine as a head coach and three as an assistant coach.



BILL BELICHICK NEWS & NOTES

Bill Belichick is the only head coach in NFL history to win six Super Bowl titles. He won more regular-season games (123) and more games overall (136) during a 10-year stretch (2002-11) than any other coach in NFL history. In 2007, Belichick led the Patriots to the fourth undefeated and untied regular season in NFL history and the first since the NFL established a 16-game schedule in 1978. His 45 consecutive years as an NFL coach are tied for first in NFL history with the 45 by Dick LeBeau. The only other NFL coach with at least 40 consecutive NFL coaching seasons is Tom Moore with 41.



25TH SEASON AS HEAD COACH 45TH NFL SEASON

Overall Record: 299-134 (.691)

Regular Season: 268-123 (.685)

Postseason: 31-11 (.738)

With Patriots overall (2000-19): 262-89 (.746)

Super Bowl Titles: 8 (86, 90, 01, 03, 04, 14, 16, 18)

Conf. Titles: 12 (86, 90, 96, 01, 03, 04, 07, 11, 14, 16, 17, 18)

Division Titles: 23 (75, 78, 86, 89, 90, 96, 98, 01, 03, 04, 05, 06, 07, 09, 10, 11, 12, 13, 14, 15, 16, 17, 18)

WHAT TO WATCH FOR IN 2019

- Bill Belichick has an NFL-best six Super Bowl championships as a head coach and joined George Halas and Curly Lambeau as the only NFL coaches with six championships since the league began postseason play in 1933.
- Belichick seeks back-to-back championships for a second time in his career (2003-04) – a feat so rare it has been achieved by only two other coaches in history. Chuck Noll did it with the Pittsburgh Steelers in the 1970s (1974-75, 1978-79), and Vince Lombardi did it with the Green Bay Packers in the 1960s (1961-62, 1966-67).
- Belichick is third all-time with 268 career regular-season wins, behind Don Shula (328) and George Halas (318).
- Belichick has led New England to three straight Super Bowl berths, tied with Don Shula (1971-73) for the second most in NFL history. Marv Levy led Buffalo to four straight Super Bowl appearances (1990-93). Since postseason play began in 1933, George Halas led Chicago to four straight championship berths (1940-43) and Paul Brown led Cleveland to six straight championship appearances (1950-55).
- Belichick has 299 total victories (regular season and playoffs combined), third all-time behind Don Shula (347) and George Halas (324). Belichick needs two more wins to become the third NFL coach with 300 career wins.
- Belichick's 16 division titles are the most in NFL history. Don Shula and Tom Landry are second with 13 division crowns.
- Belichick can extend his NFL record with an 11th consecutive division title. Four other coaches are tied for second with six straight division titles.
- Belichick enters 2019 with 18 straight winning seasons, second most behind Tom Landry with 20 (1966-85).
- Belichick has 16 consecutive 10-win seasons, an NFL record. George Seifert is second with eight (1989-96).
- Belichick owns the NFL record with 16 11-win seasons. Don Shula is second with 13.

WHAT TO WATCH FOR IN 2019 (CONT.)

- Belichick holds the NFL record with 12 12-win seasons. Don Shula is second with eight.
- Belichick is the only head coach in NFL history with seven seasons of 13-plus wins. George Seifert is second with four 13-win seasons.
- Belichick has five 14-win seasons, most in NFL history. George Seifert is second with three 14-win seasons.
- Belichick has led his teams to 17 postseason berths as a head coach, third all-time, behind the 19 by Don Shula and the 18 by Tom Landry. Belichick can tie Landry for second with a postseason berth in 2019.

THE HIGHEST WINNING PCT.

Bill Belichick has recorded 299 career wins as a head coach, which is third in NFL history. Belichick owns a career winning percentage of .691, first in NFL history.

TOP WINNING PERCENTAGE AMONG HEAD COACHES WITH AT LEAST 160 WINS (INCL. POSTSEASON)

| Head Coach | Team(s) | Years | W | L | T | Pct. |
|----------------|------------|------------------------------|-----|-----|----|------|
| Bill Belichick | CLE/NE | 1991-95, 2000-19 | 299 | 134 | 0 | .691 |
| George Halas | Chicago | 1920-29, 33-41, 46-55, 58-67 | 324 | 151 | 31 | .682 |
| Don Shula | BLT/MIA | 1963-95 | 347 | 173 | 6 | .666 |
| Curly Lambeau | GB/CHI/WAS | 1921-53 | 229 | 134 | 22 | .630 |

NOTE: Winning percentage calculated using current NFL rules, counting a tie as a half-win, half-loss.

MOVING ON UP

Bill Belichick ranks third all-time in NFL history with 299 career wins.

MOST WINS BY NFL COACHES

| Head Coach | Team(s) | Years | W | L | T |
|----------------|------------|------------------------------|-----|-----|----|
| Don Shula | BLT/MIA | 1963-95 | 347 | 173 | 6 |
| George Halas | Chicago | 1920-29, 33-41, 46-55, 58-67 | 324 | 151 | 31 |
| Bill Belichick | CLE/NE | 1991-95, 2000-19 | 299 | 134 | 0 |
| Tom Landry | Dallas | 1960-88 | 270 | 178 | 6 |
| Curly Lambeau | GB/CHI/WAS | 1921-53 | 229 | 134 | 22 |

SUPER SUCCESS

Bill Belichick has won six Super Bowls, the most by a head coach.

MOST SUPER BOWL VICTORIES

| Head Coach | Team | Titles | Seasons |
|----------------|---------------|--------|-------------------------|
| Bill Belichick | New England | 6 | 2001, 03-04, 14, 16, 18 |
| Chuck Noll | Pittsburgh | 4 | 1974-75, 78-79 |
| Joe Gibbs | Washington | 3 | 1982, 87, 91 |
| Bill Walsh | San Francisco | 3 | 1981, 84, 88 |

NOTE: Sorted by most recent championship. Super Bowls have determined NFL champion since 1966.





BILL BELICHICK NEWS & NOTES

NINE CONFERENCE TITLES ARE THE MOST IN SUPER BOWL ERA

The 2018 AFC Championship was Bill Belichick's ninth conference championship, the most in NFL history during the Super Bowl era (since 1966).

MOST CONFERENCE CHAMPIONSHIPS BY A HEAD COACH IN SUPER BOWL ERA

| HEAD COACH | TEAM | # | SEASONS | SUPER BOWL APPEARANCES |
|----------------|-----------------|---|--|--|
| Bill Belichick | New England | 9 | 2001, 2003, 2004, 2007, 2011, 2014, 2016, 2017, 2018 | XXXVI, XXXVIII, XXXIX, XLII, XLVI, XLIX, LI, LII, LIII |
| Don Shula | Baltimore/Miami | 6 | 1968, 1971, 1972, 1973, 1982, 1984 | III, VI, VII, VIII, XVII, XIX |
| Tom Landry | Dallas | 5 | 1970, 1971, 1975, 1977, 1978 | V, VI, X, XII, XIII |
| Joe Gibbs | Washington | 4 | 1982, 1983, 1987, 1991 | XVII, XVIII, XXII, XXVI |
| Bud Grant | Minnesota | 4 | 1969, 1973, 1974, 1976 | IV, VII, IX, XI |
| Marv Levy | Buffalo | 4 | 1990, 1991, 1992, 1993 | XXV, XXVI, XXVII, XXVIII |
| Chuck Noll | Pittsburgh | 4 | 1974, 1975, 1978, 1979 | IX, X, XIII, XIV |
| Dan Reeves | Denver/Atlanta | 4 | 1986, 1987, 1989, 1998 | XXI, XXII, XXIV, XXIII |

12 SUPER BOWL APPEARANCES

Super Bowl LIII was Bill Belichick's 12th career Super Bowl appearance, the most appearances by a coach in NFL history.

MOST SUPER BOWL APPEARANCES AS A HEAD COACH OR ASSISTANT

| | |
|----------------|---------------------------|
| Bill Belichick | 12 (nine as a head coach) |
| Dan Reeves | 7 (four as a head coach) |
| Don Shula | 6 (six as head coach) |
| Tom Landry | 5 (five as a head coach) |
| Chuck Noll | 5 (four as a head coach) |
| Marv Levy | 5 (four as a head coach) |

ELITE COMPANY

Bill Belichick joined George Halas and Curly Lambeau as the only coaches with six titles.

HEAD COACHES WITH FOUR OR MORE NFL TITLES

| Coach | NFL Titles | Championship Teams |
|----------------|------------|---|
| Bill Belichick | 6 | New England (SB XXXVI, XXXVIII, XXXIX, XLIX, LI and LIII) |
| George Halas | 6 | Chicago (1921, 33, 40, 41, 46 & 63) |
| Curly Lambeau | 6 | Green Bay (1929, 30, 31, 36, 39 & 44) |
| Vince Lombardi | 5 | Green Bay (1961, 62, 65, SB I & II) |

POSTSEASON COACHING MARK

Belichick coached in his NFL-record 37th postseason game in the 2017 AFC Divisional Playoff against Tennessee, moving past Tom Landry and Don Shula. He has now coached in 42 postseason games.

MOST POSTSEASON GAMES AS A HEAD COACH

| Head Coach | Team(s) | Games |
|----------------|--------------------------|-------|
| Bill Belichick | Cleveland/New England | 42 |
| Tom Landry | Dallas | 36 |
| Don Shula | Baltimore/Miami | 36 |
| Andy Reid | Philadelphia/Kansas City | 26 |
| Chuck Noll | Pittsburgh | 24 |
| Mike Holmgren | Green Bay/Seattle | 24 |
| Joe Gibbs | Washington | 24 |

13 CONFERENCE CHAMPIONSHIP GAME APPEARANCES

Belichick reached his 13th conference championship game as a head coach in 2018 to extend his record for the most since the 1970 merger.

MOST CONFERENCE CHAMPIONSHIP GAMES AS A HEAD COACH

| Head Coach | Conference Championship Games |
|----------------|-------------------------------|
| Bill Belichick | 13 |
| Tom Landry | 10 |
| Don Shula | 7 |
| Chuck Noll | 7 |
| John Madden | 6 |
| Bill Cowher | 6 |

MOST POSTSEASON WINS

Belichick earned his NFL-record 21st postseason victory after the Patriots defeated the Indianapolis Colts in the AFC Championship Game on Jan. 18, 2015. He now has 31 career postseason victories.

MOST PLAYOFF WINS BY AN NFL HEAD COACH

| COACH | TEAM(s) | WINS |
|----------------|------------|------|
| Bill Belichick | CLE/NE | 31 |
| Tom Landry | Dallas | 20 |
| Don Shula | BLT/MIA | 19 |
| Joe Gibbs | Washington | 17 |
| Chuck Noll | Pittsburgh | 16 |

BEST POSTSEASON RECORDS IN NFL HISTORY (MINIMUM 10 GAMES)

| HEAD COACH | TEAM | W | L | PCT. |
|----------------|---------------|----|----|------|
| Vince Lombardi | GB/WAS | 9 | 1 | .900 |
| Bill Belichick | CLE/NE | 31 | 11 | .738 |
| Tom Flores | Oakland | 8 | 3 | .727 |
| Bill Walsh | San Francisco | 10 | 4 | .714 |
| Joe Gibbs | Washington | 17 | 7 | .708 |
| Jimmy Johnson | DAL/MIA | 9 | 4 | .692 |

POSTSEASON BERTHS

Bill Belichick has led his teams to 17 postseason berths, which is third all-time among NFL head coaches.

NFL HEAD COACHES WITH THE MOST POSTSEASON BERTHS

| Head Coach | Postseason Appearances |
|----------------|------------------------|
| Don Shula | 19 |
| Tom Landry | 18 |
| Bill Belichick | 17 |



BILL BELICHICK NEWS & NOTES

DIVISION TITLES RECORD

Belichick again guided the Patriots to the AFC East title in 2018. His 16 division titles are the most by a head coach in NFL history. Don Shula and Tom Landry are second with 13 titles.

MOST CONSECUTIVE DIVISION TITLES

Belichick is the first NFL coach to lead his team to 10 consecutive division titles after claiming another AFC East crown in 2018. Paul Brown (1950-55), Tom Landry (1966-71), Bud Grant (1973-78) and Chuck Noll (1974-79) led their teams to six straight titles.

NFL COACHES WITH THE MOST CONSECUTIVE DIVISION TITLES

| Head Coach | Team | Consec. Div. Titles |
|----------------|-------------|---------------------|
| Bill Belichick | New England | 10 (2009-18) |
| Paul Brown | Cleveland | 6 (1950-55) |
| Tom Landry | Dallas | 6 (1966-71) |
| Bud Grant | Minnesota | 6 (1973-78) |
| Chuck Noll | Pittsburgh | 6 (1974-79) |

SUPER COMEBACK

Belichick coached the Patriots back from a 25-point deficit to win Super Bowl LI. A comeback of that magnitude is extremely rare. There had been 2,656 games in which a team led by 25 points or more in NFL history, including the postseason. Teams leading by 25 had recorded 2,647 wins, seven losses and two ties, a winning percentage of .997.

PATRIOTS RENAISSANCE

Once head coach Bill Belichick implemented his coaching design on the Patriots, his approach has given him the best record of any NFL head coach who has coached over 40 games since 2001 (including the postseason).

NFL COACHES RECORDS SINCE 2001

| Coach | Team(s) | W | L | T | Pct. |
|----------------|---------------|-----|----|---|------|
| Bill Belichick | New England | 257 | 78 | 0 | .767 |
| Tony Dungy | TB/IND | 101 | 41 | 0 | .711 |
| Jim Harbaugh | San Francisco | 49 | 22 | 1 | .688 |
| Bill Cowher | Pittsburgh | 70 | 35 | 1 | .665 |
| Mike Tomlin | Pittsburgh | 135 | 77 | 1 | .636 |

3X COACH OF THE YEAR

The Associated Press named Bill Belichick the NFL's Coach of the Year in 2010, the third time that Belichick earned the honor. He was also named Coach of the Year following the 2003 and 2007 seasons, joining Don Shula (4-time winner) and Chuck Knox as the only three-time winners.

ABOVE THE CENTURY MARK

Bill Belichick has an overall record of 299-134, 165 games above the .500 mark. He joins Don Shula and George Halas as the only coaches with 100 more wins than losses.

COACHES WITH 100 OR MORE WINS THAN LOSSES

| Head Coach | Team(s) | W | L | T | Wins above .500 |
|----------------|---------|-----|-----|----|-----------------|
| Don Shula | BLT/MIA | 347 | 173 | 6 | 174 |
| George Halas | Chicago | 324 | 151 | 31 | 173 |
| Bill Belichick | CLE/NE | 299 | 134 | 0 | 165 |

500+ FOR 3 STRAIGHT YEARS

Belichick became the first head coach in NFL history to lead a team to three straight 500-point seasons (2010-12) and four overall (2007-589, 2010-518, 2011-513 and 2012-557). St. Louis was the only other team to have done it three times (1999-526, 2000-540, 2001-503).

TWO DECADES WITH THE PATRIOTS

Bill Belichick is now in his 20th year as head coach of the New England Patriots and is one of seven to coach one team for at least 20 years.

20 YEAR HEAD COACHES WITH ONE TEAM

| Head Coach | Years with Team |
|----------------|---------------------------|
| George Halas | 40 years with Chicago |
| Curly Lambeau | 29 years with Green Bay |
| Tom Landry | 29 years with Dallas |
| Don Shula | 26 years with Miami |
| Chuck Noll | 23 years with Pittsburgh |
| Steve Owen | 23 years with N.Y. Giants |
| Bill Belichick | 20 years with New England |

CLIMBING THE WINS LADDER

Belichick now has 232 career regular-season wins with the Patriots, the fourth-most regular-season wins with one team among head coaches.

NFL HEAD COACHES WITH THE MOST REGULAR-SEASON WINS WITH ONE TEAM

| Coach | Team | W | L | T |
|----------------|-------------|-----|-----|----|
| George Halas | Chicago | 318 | 148 | 31 |
| Don Shula | Miami | 257 | 133 | 2 |
| Tom Landry | Dallas | 250 | 162 | 6 |
| Bill Belichick | New England | 232 | 79 | 0 |
| Curly Lambeau | Green Bay | 209 | 104 | 21 |

BETTER THAN AVERAGE

Belichick has led the Patriots to 18 straight seasons with a winning record (2001-18), second all-time behind Tom Landry, whose Dallas Cowboys accomplished the feat 20 straight years from 1966-85.

MOST CONSECUTIVE SEASONS WITH A WINNING RECORD

| Head Coach | Team | Years |
|----------------|-------------|--------------|
| Tom Landry | Dallas | 20 – 1966-85 |
| Bill Belichick | New England | 18 – 2001-18 |
| Curly Lambeau | Green Bay | 14 – 1934-47 |
| Curly Lambeau | Green Bay | 12 – 1921-32 |
| George Halas | Chicago | 10 – 1933-42 |
| John Madden | Oakland | 10 – 1969-78 |

DOUBLE-DIGIT WINS

Belichick has led New England to 16 consecutive seasons with at least 10 wins, tying San Francisco for the NFL record.

MOST CONSECUTIVE 10-WIN SEASONS

| Team | Years | Consec. Seasons w/10+ Wins |
|---------------|---------|----------------------------|
| New England | 2003-18 | 16 |
| San Francisco | 1993-98 | 16 |
| Indianapolis | 2002-10 | 9 |
| Dallas | 1975-81 | 7 |

CAREER MILESTONE

Belichick is just the fourth NFL head coach to reach 250 career regular-season victories. His 268 regular-season wins are the third-most regular season wins all-time.

MOST REGULAR-SEASON WINS, NFL HEAD COACHES

| Head Coach | Team(s) | W | L | T |
|----------------|------------|-----|-----|----|
| Don Shula | BLT/MIA | 328 | 156 | 6 |
| George Halas | Chicago | 318 | 148 | 6 |
| Bill Belichick | CLE/NE | 268 | 123 | 0 |
| Tom Landry | Dallas | 250 | 162 | 6 |
| Curly Lambeau | GB/CHI/WAS | 226 | 132 | 22 |

DIVISIONAL SUCCESS

HEAD COACHES WITH THE HIGHEST WINNING PERCENTAGE AGAINST DIVISION OPPONENTS (SINCE 1970 - MINIMUM 60 GAMES)

| Head Coach | Team(s) | W | L | T | Win Pct. |
|----------------------|---------------|-----|----|---|----------|
| Mike Tomlin | Pittsburgh | 51 | 21 | 1 | .705 |
| George Allen | LAR/WAS | 42 | 18 | 2 | .700 |
| Bill Belichick | CLE/NE | 107 | 47 | 0 | .695 |
| Bud Grant | Minnesota | 69 | 31 | 1 | .688 |
| Tom Landry | Dallas | 101 | 46 | 0 | .687 |
| Mike McCarthy | Green Bay | 51 | 23 | 2 | .684 |
| Marty Schottenheimer | CLE/KC/SD/WAS | 95 | 51 | 0 | .651 |

HEAD COACHES WITH THE MOST WINS AGAINST DIVISION OPPONENTS SINCE 1970


| Head Coach | Team(s) | Wins vs. Div. Opponents |
|----------------------|---------------|-------------------------|
| Don Shula | Miami | 132 |
| Bill Belichick | CLE/NE | 107 |
| Tom Landry | Dallas | 101 |
| Dan Reeves | DEN/NYG/ATL | 95 |
| Marty Schottenheimer | CLE/KC/SD/WAS | 95 |



TOM BRADY NEWS & NOTES

CAREER NOTES

Tom Brady has quarterbacked the Patriots to victories in 214 of his 274 career regular-season starts, compiling a .781 winning percentage and giving him the best record of any quarterback in the Super Bowl era (since 1966). Brady's 155 career wins in his first 200 starts were the most in NFL history. Peyton Manning is second with 136 wins in his first 200 career starts.



WHAT TO WATCH FOR IN 2019

- In a Week 3 win over the Jets, Tom Brady (528) moved out of a tie with Drew Brees (522) for second all-time with in career touchdown passes, behind Peyton Manning (539).
- If Brady throws 30 or more touchdowns passes in 2019, he will become just the fourth player in NFL history with 30 or more touchdown passes in at least eight seasons, joining Brett Favre (9), Peyton Manning (9) and Drew Brees (10).
- Brady is tied with Peyton Manning, Drew Brees and Aaron Rodgers with four seasons with 35 or more touchdowns and needs to reach 35 touchdowns in 2019 for his fifth season with 35 or more touchdowns, for the most in NFL history.
- Brady has passed for 4,000 yards 10 times in his career and if he reaches 4,000 yards again in 2019, he will be the third player to reach 4,000 yards 11 times, joining Peyton Manning (14) and Drew Brees (12).
- Brady led the NFL with 36 touchdowns passes in 2015, the fourth time he led the NFL in that category. He tied Drew Brees, Len Dawson, Brett Favre, Peyton Manning, Johnny Unitas and Steve Young for most seasons leading the NFL in touchdown passes.
- Brady has 244 career victories (regular season and playoffs combined), the most wins all-time by an NFL player.
- Brady is tied with eight other NFL players with two games with six or more touchdowns and needs one more game with six or more touchdowns to tie Peyton Manning, who had three games with six or more touchdowns.
- Tom Brady owns the NFL record with 30 Player of the Week awards and 10 Player of the Month honors.
- Brady has the NFL record with 58 career games with three touchdown passes and no interceptions.
- Brady has played in 276 NFL games, which is third all-time among NFL quarterbacks, behind George Blanda (340) and Brett Favre (302).
- Brady has started every game in 15 seasons, third all-time for a quarterback, behind the 16 seasons by Peyton Manning and 17 seasons by Brett Favre. If he starts every game in 2019, he will tie Manning.
- Brady (14) needs one more Pro Bowl berth to move past Tony Gonzalez (14), Peyton Manning (14), Bruce Matthews (14) and Merlin Olsen (14) for the most Pro Bowl berths.

2019 ACCOMPLISHMENTS

- Brady is in his 20th season with the Patriots in 2019, joining Darrell Green (20 - Washington), Jackie Slater (20 - L.A. Rams) and Jason Hanson (21 - Detroit) as the only players with at least 20 NFL seasons played with one team.

2019 ACCOMPLISHMENTS (CONT.)

- At age 42, Brady became the oldest quarterback to start on Kickoff Weekend. Warren Moon had held the record after starting opening day for Seattle in 1998 at age 41.
- Brady (11 in 2019) set the record for most touchdown passes in a single season past his 42nd birthday. George Blanda had six in 1970.
- Brady has 72,506 career passing yards and moved past Brett Favre at Washington (10/6/19) and Peyton Manning vs. N.Y. Giants (10/10/19) into second place all-time for passing yards.
- Brady now has 91 career 300-yard passing games and is the third NFL player with 90 career 300-yard games, joining Drew Brees (116) and Peyton Manning (93).

TOM'S TITLES

Brady is one of four players in the 100-year history of the NFL to win six titles.

NFL PLAYERS WITH SIX CHAMPIONSHIPS

| Player | Titles | Championship Teams |
|----------------|--------|---|
| Tom Brady | 6 | New England (SB XXXVI, XXXVIII, XXXIX, XLIX, LI & LIII) |
| Herb Adderly | 6 | Green Bay & Dallas (1961, 62, 65, SB I, II & VI) |
| Forrest Gregg | 6 | Green Bay & Dallas (1961, 62, 65, SB I, II & VI) |
| Fuzzy Thurston | 6 | Green Bay (1958, 61, 62, 65, SB I & II) |

RECORDING SUCCESS

TOP WINNING PERCENTAGE IN SUPER BOWL ERA (SINCE 1966, MINIMUM 50 STARTS, REGULAR SEASON ONLY)

| Player | Team(s) | Years | W | L | T | Pct. |
|-------------------|-------------|---------|-----|----|---|------|
| 1. Tom Brady | New England | 2000-19 | 214 | 60 | 0 | .781 |
| 2. Roger Staubach | Dallas | 1969-79 | 85 | 29 | 0 | .746 |
| 3. Joe Montana | SF/KC | 1979-94 | 117 | 47 | 0 | .713 |

ACTIVE QUARTERBACKS WINNING PERCENTAGE (MINIMUM 32 STARTS, REGULAR SEASON ONLY)

| Quarterback | Team(s) | W | L | T | Pct. |
|-----------------------|-------------|-----|-----|---|------|
| 1. Tom Brady | New England | 214 | 60 | 0 | .781 |
| 2. Russell Wilson | Seattle | 80 | 38 | 1 | .676 |
| 3. Ben Roethlisberger | Pittsburgh | 144 | 71 | 1 | .669 |
| 4. Dak Prescott | Dallas | 36 | 19 | 0 | .655 |
| 5. Terry Bridgewater | MIN/NYJ/NO | 22 | 12 | 0 | .647 |
| 6. Aaron Rodgers | Green Bay | 106 | 58 | 1 | .645 |
| 7. Jared Goff | L.A. Rams | 28 | 17 | 0 | .622 |
| 8. Drew Brees | SD/NO | 156 | 109 | 0 | .589 |
| 9. Alex Smith | SF/KC/WAS | 94 | 55 | 1 | .587 |

13 AFC CHAMPIONSHIP GAME APPEARANCES

The Patriots have reached 13 conference championship games in the Tom Brady/Bill Belichick era (since 2001 with Brady starting at QB; not including 2000, when he played one game as a substitute and 2008, when he only started one game).





TOM BRADY NEWS & NOTES

ALL-TIME WINS LEADER

MOST CAREER WINS BY A STARTING NFL QUARTERBACK (INCLUDING PLAYOFFS)

| Quarterback | Team(s) | Wins |
|----------------|----------------|-------------------------------------|
| Tom Brady | New England | 244 (214 reg. season/30 postseason) |
| Peyton Manning | IND/DEN | 200 (186 reg. season/14 postseason) |
| Brett Favre | ATL/GB/NYJ/MIN | 199 (186 reg. season/13 postseason) |
| Drew Brees | SD/NO | 164 (156 reg. season/8 postseason) |

MOST GAMES OVER .500 (INCLUDING PLAYOFFS)

| Quarterback | Games Over .500 | W | L | T |
|----------------|-----------------|-----|----|---|
| Tom Brady | 174 | 244 | 70 | 0 |
| Peyton Manning | 108 | 200 | 92 | 0 |

MOST OVERALL WINS

Brady's 244 overall career wins are most all-time.

MOST WINS BY AN NFL PLAYER INCLUDING PLAYOFFS REGULAR SEASON

| Player | Wins | Player | Wins |
|----------------|------|----------------|------|
| Tom Brady | 244 | Adam Vinatieri | 219 |
| Adam Vinatieri | 240 | Tom Brady | 214 |
| George Blanda | 218 | George Blanda | 209 |
| Jerry Rice | 211 | Gary Anderson | 201 |
| Gary Anderson | 210 | Jerry Rice | 194 |
| Peyton Manning | 200 | | |

PILING UP THE WINS

MOST REGULAR-SEASON WINS BY A QB IN NFL HISTORY (REGULAR SEASON ONLY)

| Name | W | L | T | Pct. |
|--------------------|-----|-----|---|------|
| Tom Brady | 214 | 60 | 0 | .781 |
| Brett Favre | 186 | 112 | 0 | .624 |
| Peyton Manning | 186 | 79 | 0 | .702 |
| Drew Brees | 156 | 109 | 0 | .589 |
| John Elway | 148 | 82 | 1 | .643 |
| Dan Marino | 147 | 93 | 0 | .613 |
| Ben Roethlisberger | 144 | 71 | 1 | .669 |
| Fran Tarkenton | 124 | 109 | 6 | .531 |
| Philip Rivers | 120 | 95 | 0 | .558 |
| Johnny Unitas | 118 | 63 | 4 | .649 |
| Joe Montana | 117 | 47 | 0 | .713 |

NFL FRANCHISE WINS LEADER

Brady has 214 career regular-season wins with the Patriots, the most by a starting quarterback with one team. Brady set the record with his 161st win in his 208th game, breaking Brett Favre's record of 160 wins with the Packers (253 starts).

MOST WINS AS A STARTING QB FOR ONE TEAM

| Player | Team | Wins |
|--------------------|--------------|------|
| Tom Brady | New England | 214 |
| Brett Favre | Green Bay | 160 |
| John Elway | Denver | 148 |
| Dan Marino | Miami | 147 |
| Ben Roethlisberger | Pittsburgh | 144 |
| Peyton Manning | Indianapolis | 141 |

MVP AWARDS

Brady was named the NFL's Most Valuable Player in 2017 for the third time in his career. He is one of five players in NFL history to win the honor at least three times.

MOST NFL MVP AWARDS

| Player | MVP Awards | Years |
|----------------|------------|--------------------|
| Peyton Manning | 5 | 2003-04, 08-09, 13 |
| Tom Brady | 3 | 2007, 10, 17 |
| Jim Brown | 3 | 1957-58, 65 |
| Brett Favre | 3 | 1995, 96-97 |
| Johnny Unitas | 3 | 1959, 64, 67 |

BRADY'S COMEBACKS

Brady has engineered 58 career game-winning performances to lead his team back from a fourth-quarter deficit or tie.

| DATE | OPP. | SCORE | TIME REMAINING | IN REG. | ATT | CMP | YDS | TD | INT | FINAL |
|----------|--------|-------|----------------|---------|-----|-----|-----|----|------|-------|
| 02/03/19 | LAR** | 3-3 | 15:00 | | 5 | 4 | 67 | 0 | 0 | 13-3 |
| 01/20/19 | at KC# | 17-21 | 7:45 | 20 | 11 | 147 | 0 | 0 | (ot) | 37-31 |
| 11/04/18 | GB | 17-17 | 15:00 | 6 | 6 | 104 | 1 | 0 | | 31-17 |
| 10/14/18 | KC | 40-40 | 3:03 | 2 | 2 | 55 | 0 | 0 | | 43-40 |
| 01/21/18 | JAX# | 10-20 | 14:52 | 14 | 9 | 138 | 2 | 0 | | 24-20 |
| 12/17/17 | at PIT | 16-24 | 15:00 | 8 | 4 | 75 | 0 | 0 | | 27-24 |
| 09/24/17 | HOU | 28-33 | 2:24 | 7 | 5 | 93 | 1 | 0 | | 36-33 |
| 02/05/17 | ATL** | 9-28 | 15:00 | 27 | 21 | 246 | 1 | 0 | (ot) | 34-28 |
| 11/27/16 | at NYJ | 13-17 | 10:17 | 15 | 10 | 132 | 1 | 0 | | 22-17 |
| 11/15/15 | at NYG | 17-23 | 15:00 | 18 | 11 | 193 | 1 | 1 | | 27-26 |
| 10/25/15 | NYJ | 16-17 | 15:00 | 17 | 14 | 150 | 2 | 0 | | 30-23 |
| 02/01/15 | SEA** | 14-24 | 15:00 | 15 | 13 | 124 | 2 | 0 | | 28-24 |
| 01/10/15 | BAL* | 28-28 | 15:00 | 8 | 9 | 72 | 1 | 0 | | 35-31 |
| 12/21/14 | at NYJ | 10-13 | 15:00 | 6 | 3 | 26 | 0 | 1 | | 17-13 |
| 12/07/14 | at SD | 13-14 | 15:00 | 8 | 7 | 112 | 1 | 0 | | 23-14 |
| 12/08/13 | CLE | 3-19 | 15:00 | 20 | 16 | 142 | 2 | 0 | | 27-26 |
| 12/01/13 | at HOU | 21-24 | 15:00 | 12 | 8 | 87 | 0 | 0 | | 34-31 |
| 11/24/13 | DEN | 21-24 | 15:00 | 19 | 12 | 100 | 1 | 0 | (ot) | 34-31 |
| 10/13/13 | NO | 23-27 | 1:13 | 5 | 7 | 70 | 1 | 0 | | 30-27 |
| 09/08/13 | at BUF | 20-21 | 4:31 | 7 | 7 | 36 | 0 | 0 | | 23-21 |
| 10/21/12 | NYJ | 23-26 | 1:37 | 9 | 13 | 95 | 0 | 0 | (ot) | 29-26 |
| 09/30/12 | at BUF | 21-21 | 15:00 | 7 | 4 | 78 | 2 | 0 | | 52-28 |
| 01/22/12 | BAL# | 16-20 | 15:00 | 6 | 3 | 20 | 0 | 1 | | 23-20 |
| 12/24/11 | MIA | 17-17 | 15:00 | 11 | 8 | 120 | 0 | 0 | | 27-24 |
| 10/16/11 | DAL | 13-16 | 5:13 | 9 | 11 | 87 | 1 | 0 | | 20-16 |
| 12/19/10 | GB | 21-27 | 13:49 | 6 | 5 | 82 | 1 | 0 | | 31-27 |
| 11/25/10 | at DET | 24-24 | 15:00 | 5 | 5 | 86 | 2 | 0 | | 45-24 |
| 10/17/10 | BAL | 10-20 | 14:53 | 24 | 16 | 156 | 1 | 1 | (ot) | 23-20 |
| 09/14/09 | BUF | 13-24 | 5:32 | 13 | 11 | 112 | 2 | 0 | | 25-24 |
| 12/29/07 | at NYG | 23-28 | 15:00 | 12 | 8 | 130 | 1 | 0 | | 38-35 |
| 12/03/07 | at BAL | 17-24 | 14:25 | 17 | 7 | 113 | 1 | 0 | | 27-24 |
| 11/25/07 | PHI | 24-28 | 15:00 | 16 | 11 | 109 | 0 | 0 | | 31-28 |
| 11/04/07 | at IND | 10-20 | 9:42 | 10 | 8 | 144 | 2 | 0 | | 24-20 |
| 01/14/07 | at SD* | 13-21 | 8:35 | 14 | 9 | 122 | 1 | 1 | | 24-21 |
| 12/03/06 | DET | 13-21 | 13:07 | 15 | 14 | 101 | 0 | 0 | | 28-21 |
| 11/26/06 | CHI | 10-10 | 14:46 | 7 | 6 | 98 | 1 | 0 | | 17-13 |
| 09/10/06 | BUF | 14-17 | 15:00 | 6 | 3 | 58 | 0 | 1 | | 19-17 |
| 11/13/05 | at MIA | 15-16 | 2:53 | 2 | 2 | 76 | 1 | 0 | | 23-16 |
| 10/30/05 | BUF | 7-16 | 10:07 | 4 | 4 | 69 | 0 | 0 | | 21-16 |
| 10/09/05 | at ATL | 28-28 | 3:52 | 2 | 2 | 17 | 0 | 0 | | 31-28 |
| 09/25/05 | at PIT | 10-13 | 14:19 | 12 | 12 | 167 | 0 | 0 | | 23-20 |
| 02/06/05 | PHI** | 14-14 | 15:00 | 4 | 2 | 33 | 0 | 0 | | 24-21 |
| 10/03/04 | at BUF | 17-17 | 15:00 | 4 | 2 | 8 | 1 | 0 | | 31-17 |
| 02/01/04 | CAR** | 29-29 | 1:08 | 5 | 4 | 47 | 0 | 0 | | 32-29 |
| 01/10/04 | TEN* | 14-14 | 15:00 | 11 | 6 | 27 | 0 | 0 | | 17-14 |
| 11/30/03 | at IND | 31-31 | 10:21 | 6 | 3 | 31 | 1 | 0 | | 38-34 |
| 11/23/03 | at HOU | 13-20 | 3:11 | 14 | 10 | 133 | 1 | 0 | (ot) | 23-20 |
| 11/03/03 | at DEN | 23-26 | 2:51 | 4 | 5 | 58 | 1 | 0 | | 30-26 |
| 10/19/03 | at MIA | 13-13 | 15:00 | 10 | 7 | 147 | 1 | 0 | (ot) | 19-13 |
| 10/05/03 | TEN | 24-27 | 4:40 | 1 | 1 | 15 | 0 | 0 | | 38-30 |
| 12/29/02 | MIA | 13-24 | 4:59 | 13 | 8 | 69 | 1 | 0 | (ot) | 27-24 |
| 11/10/02 | at CHI | 19-30 | 5:16 | 14 | 9 | 116 | 2 | 0 | | 33-30 |
| 09/22/02 | KC | 38-38 | 0:00 | 5 | 4 | 46 | 0 | 0 | (ot) | 41-38 |
| 02/03/02 | STL** | 17-17 | 1:21 | 8 | 5 | 53 | 0 | 0 | | 20-17 |
| 01/19/02 | OAK* | 3-13 | 15:00 | 27 | 20 | 138 | 0 | 0 | (ot) | 16-13 |
| 12/16/01 | at BUF | 6-9 | 5:57 | 13 | 9 | 116 | 0 | 0 | (ot) | 12-9 |
| 12/02/01 | at NYJ | 14-16 | 15:00 | 7 | 6 | 56 | 0 | 0 | | 17-16 |
| 10/14/01 | SD | 16-26 | 8:48 | 18 | 13 | 130 | 1 | 0 | (ot) | 29-26 |

^-Statistics are from the time noted until the end of the game

* Divisional Playoffs ** Super Bowl #AFC Championship



TOM BRADY NEWS & NOTES

DIVISION TITLE MARK

Brady extended his NFL record by leading the Patriots to their 10th straight division title in 2018.

MOST CONSECUTIVE DIVISION TITLES BY A STARTING QB

| Player | Team | Consec. Division Titles (Years) |
|----------------|-------------|---------------------------------|
| Tom Brady | New England | 10 (2009-18) |
| Terry Bradshaw | Pittsburgh | 6 (1974-79) |
| Fran Tarkenton | Minnesota | 6 (1973-78) |

NFL RECORD FOR MOST DIVISION TITLES

| | |
|----------------|----|
| Tom Brady | 16 |
| Peyton Manning | 12 |
| Joe Montana | 9 |
| Brett Favre | 8 |
| Terry Bradshaw | 7 |
| John Elway | 7 |

43 GAME-WINNING DRIVES

Brady has 43 game-winning drives in the fourth quarter or overtime in the regular season.

MOST GAME WINNING DRIVES IN THE FOURTH QUARTER OR OVERTIME (REGULAR SEASON SINCE 1970)

| Player | Team(s) | 4th Qtr Game-Winning Drives |
|----------------|-------------|-----------------------------|
| Peyton Manning | IND/DEN | 54 |
| Dan Marino | Miami | 47 |
| Drew Brees | SD/NO | 45 |
| Tom Brady | New England | 43 |
| Brett Favre | GB/NYJ/MIN | 43 |

COMEBACK KID

MOST WINS BY A QB AFTER TRAILING BY 10+ POINTS SINCE 2000 (INCLUDING PLAYOFFS)

| Player | Wins |
|--------------------|------|
| Tom Brady | 32 |
| Peyton Manning | 26 |
| Drew Brees | 22 |
| Eli Manning | 20 |
| Ben Roethlisberger | 19 |

A WINNING COMPARISON

Tom Brady has won 30 postseason games in his career. Only four NFL franchises have won more playoff games in their history than Brady has in his career: New England (37), Pittsburgh (36), Dallas (35) and Green Bay (34).

RECORD AS A STARTER

| | Reg. Season | Playoffs | Total |
|-------------------------|-------------|----------|--------|
| Overall | 214-60 | 30-10 | 244-70 |
| Home: | 117-18 | 20-3 | 137-21 |
| Road: | 96-42 | 10-7* | 106-49 |
| By Total Yardage | | | |
| Less than 200: | 39-17 | 4-1 | 43-18 |
| 200-299: | 99-28 | 14-5 | 113-33 |
| 300 or more: | 76-15 | 12-4 | 88-19 |
| Other Records | | | |
| On Artificial Turf: | 137-20 | 18-6 | 155-26 |
| Temp Below 40: | 41-6 | 16-2 | 57-8 |
| Thanksgiving or later: | 78-20 | 30-10 | 108-30 |
| Leading at Halftime: | 169-18 | 21-4 | 190-22 |
| Leading after 3 Qtrs: | 181-10 | 19-3 | 200-13 |
| Overtime: | 9-4 | 3-0 | 12-4 |
| Passer rating >100.0: | 122-9 | 15-1 | 137-10 |

*-Includes nine Super Bowls at neutral sites

LATE-GAME WINNER

Brady now has eight career games in which he threw a game-winning touchdown pass in the final minute of the game to turn a Patriots deficit into a Patriots win.

11/10/02 at Chicago* W 33-30
The Patriots trailed 30-25 when Brady threw a 20-yard touchdown to David Patten with 21 seconds left to give the Patriots a 33-30 win.
*Champaign, Ill.

11/3/03 at Denver W 30-26
The Patriots trailed 26-23 when Brady threw an 18-yard touchdown to David Givens with 30 seconds left to give the Patriots a 30-26 win.

12/3/07 at Baltimore W 27-24
The Patriots trailed 24-20 when Brady threw an 8-yard touchdown to Jabar Gaffney with 44 seconds left to give the Patriots a 27-24 win.

09/14/09 vs. Buffalo W 25-24
The Patriots trailed 24-19 when Brady threw a 16-yard touchdown to Ben Watson with 50 seconds left to give the Patriots a 25-24 win.

10/16/11 vs. Dallas W 20-16
The Patriots trailed 16-13 when Brady threw an 8-yard touchdown pass to Aaron Hernandez with 22 seconds left to give the Patriots a 20-16 win.

10/13/13 vs. New Orleans W 30-27
The Patriots trailed 27-23 when Brady threw a 17-yard touchdown pass to Kenbrell Thompson with five seconds left to give the Patriots a 30-27 win.

12/08/13 vs. Cleveland W 27-26
The Patriots trailed 26-21 when Brady threw a 1-yard touchdown pass to Danny Amendola with 31 seconds left to give the Patriots a 27-26 win.

09/24/17 vs. Houston W 36-33
The Patriots trailed 33-28 and started a drive with 2:24 to play when Brady threw a 25-yard touchdown pass to WR Brandin Cooks with 23 seconds to play to give the Patriots the lead and then added a two-point play to Cooks for a 36-33 victory.

STERLING CAREER RECORD

Tom Brady's career record is impressive no matter which division or conference foe he is facing:

| | |
|------------------------|-------|
| Record vs. AFC East | 85-20 |
| Record vs. rest of AFC | 75-25 |
| Record vs. NFC | 54-15 |

WINNINGEST COACH/QB TANDEM

Bill Belichick and Tom Brady have the best winning percentage and most wins for a head coach/QB tandem since the 1970 merger.

WINNINGEST COACH/QB TANDEM SINCE 1970 (REGULAR SEASON ONLY - BY WINNING PERCENTAGE)

| Quarterback/Head Coach | Team | W | L | T | Pct. |
|---------------------------|------|-----|----|---|------|
| Tom Brady/Bill Belichick | NE | 214 | 60 | 0 | .781 |
| Peyton Manning/Tony Dungy | IND | 85 | 27 | 0 | .759 |
| Ken Stabler/John Madden | OAK | 60 | 19 | 1 | .756 |

WINNINGEST COACH/QB TANDEM SINCE 1970 (REGULAR SEASON ONLY - BY VICTORIES)

| Quarterback/Head Coach | Team | W | L | T | Pct. |
|--------------------------------|------|-----|----|---|------|
| Tom Brady/Bill Belichick | NE | 214 | 60 | 0 | .781 |
| Drew Brees/Sean Payton | NO | 119 | 72 | 0 | .623 |
| Dan Marino/Don Shula | MIA | 116 | 68 | 0 | .630 |
| Ben Roethlisberger/Mike Tomlin | PIT | 115 | 60 | 1 | .656 |
| Terry Bradshaw/Chuck Noll | PIT | 107 | 51 | 0 | .677 |

MOST WINS BY A STARTING QB THROUGH 200 STARTS

Brady had 155 career regular-season wins in his first 200 regular-season starts (.775 win pct.). Peyton Manning is second with 136 victories in his first 200 starts.

| | |
|--------------------|-----|
| Tom Brady | 155 |
| Peyton Manning | 136 |
| Ben Roethlisberger | 135 |
| Dan Marino | 125 |



TOM BRADY NEWS & NOTES

NO PLACE LIKE HOME

Brady made his 100th career home start against Chicago on Oct. 26, 2014. The win over the Bears gave Brady an 87-13 home record in his first 100 home starts, the best in NFL history since the merger for a quarterback with at least 50 starts.

BEST HOME REGULAR-SEASON STARTING RECORDS (MINIMUM 40 STARTS)

| Player | Team | W | L | T | PCT. |
|----------------|-------------|-----|----|---|------|
| Tom Brady | New England | 118 | 18 | 0 | .868 |
| Terry Bradshaw | Pittsburgh | 67 | 12 | 0 | .848 |
| Roger Staubach | Dallas | 49 | 10 | 0 | .831 |
| John Elway | Denver | 95 | 23 | 0 | .805 |
| Russell Wilson | Seattle | 46 | 14 | 0 | .767 |

BEST HOME STARTING RECORDS (INCLUDING PLAYOFFS)

| Player | Team | W | L | PCT. |
|----------------|-------------|-----|----|------|
| Tom Brady | New England | 138 | 21 | .868 |
| Terry Bradshaw | Pittsburgh | 75 | 14 | .843 |
| John Elway | Denver | 104 | 25 | .806 |
| Roger Staubach | Dallas | 54 | 13 | .806 |
| Russell Wilson | Seattle | 51 | 14 | .785 |

BEST HOME REGULAR-SEASON RECORD IN FIRST 100 STARTS

| Player | Team | W | L | PCT. |
|-------------|-------------|----|----|------|
| Tom Brady | New England | 87 | 13 | .870 |
| Brett Favre | Green Bay | 82 | 18 | .820 |
| John Elway | Denver | 77 | 23 | .770 |

HOME FIELD ADVANTAGE I

Brady won his 100th regular-season game at Gillette Stadium on Dec. 24, 2017, when the Patriots beat Buffalo, 37-16. He is the only NFL quarterback with 100 wins in a stadium. He now has 111 wins at Gillette Stadium. John Elway is second with 95 wins at Mile High Stadium.

HOME FIELD ADVANTAGE II

Brady is 82-8 overall at home in the regular season since 2007. That is equal to or more than the win total that five teams have (home and away) combined during that span.

| Team | Wins Since 2007 |
|-----------------------|-----------------|
| Tampa Bay..... | 75 |
| Los Angeles Rams..... | 74 |
| Oakland..... | 73 |
| Jacksonville..... | 71 |
| Cleveland..... | 57 |

HOME COOKIN'

Tom Brady is second behind Drew Brees for most career touchdown passes in a single stadium in NFL history.

| Player | Team | Stadium | TD Passes |
|-------------|-------------|-------------------------|-----------|
| Drew Brees | New Orleans | Mercedes-Benz Superdome | 254 |
| Tom Brady | New England | Gillette Stadium | 251 |
| Brett Favre | GB/MIN | Lambeau Field | 214 |

ROAD WINNER

The win over Denver on Nov. 12, 2017 was Brady's 86th career road victory, passing Peyton Manning for the most in NFL history. Brady now has 96 career road wins.

TOM TERRIFIC IN DECEMBER

Brady is 60-13 (.822) in December, the second-highest winning percentage in December among quarterbacks in the Super Bowl era with at least 20 starts. Roger Staubach is first (17-3, .850). Brady's 60 December wins are the most in NFL history, followed by the 52 by Brett Favre and the 49 by Peyton Manning. Additionally, Brady is 32-4 all-time in December at Gillette stadium.

UNDEFEATED AGAINST 5

Brady is undefeated against five teams – Atlanta (5-0), Chicago (5-0), Minnesota (5-0), Dallas (4-0) and Tampa Bay (4-0). Brady is most successful against Buffalo, with a 31-3 career record and the non-divisional team he has beaten the most is Indianapolis (11-3).

BRADY BEATS BUFFALO

Brady's 31 wins against Buffalo are most ever by a quarterback against a single team.

MOST WINS BY A STARTING QUARTERBACK AGAINST AN OPPONENT (REGULAR SEASON ONLY)

| | |
|-------------------------|----------------------------|
| Tom Brady..... | 31 wins against Buffalo |
| Tom Brady..... | 29 wins against N.Y. Jets |
| Brett Favre..... | 26 wins against Detroit |
| Tom Brady..... | 23 wins against Miami |
| Brett Favre..... | 23 wins against Chicago |
| Ben Roethlisberger..... | 23 wins against Cincinnati |

MOST INTER-CONFERENCE WINS

Tom Brady has the most wins in inter-conference games since 1970.

MOST INTER-CONFERENCE WINS SINCE 1970

| | |
|-------------------------|----|
| Tom Brady..... | 54 |
| Peyton Manning..... | 46 |
| Brett Favre..... | 43 |
| Ben Roethlisberger..... | 38 |
| Dan Marino..... | 37 |

ALL-TIME LEADER IN TOTAL TDS

Brady set the NFL record for all-time touchdown passes (including playoffs) with his three-touchdown performance at Miami (12/09/18). He is one of four quarterbacks with 500 career regular-season touchdown passes and has the most touchdown passes with one team.

ALL-TIME TOUCHDOWN PASS LEADERS (INCLUDING PLAYOFFS)

| Player | Years | Team(s) | Total TD | Regular Season | Playoffs |
|----------------|--------------|----------------|----------|----------------|----------|
| Tom Brady | 2000-Present | New England | 601 | 528 | 73 |
| Peyton Manning | 1998-2015 | IND/DEN | 579 | 539 | 40 |
| Drew Brees | 2001-present | SD/NO | 555 | 522 | 33 |
| Brett Favre | 1991-2010 | ATL/GB/NYJ/MIN | 552 | 508 | 44 |

MOST TOUCHDOWN PASSES WITH ONE TEAM (INCLUDING PLAYOFFS)

| Player | Years | Team(s) | Total TD | Regular Season | Playoffs |
|----------------|--------------|--------------|----------|----------------|----------|
| Tom Brady | 2000-present | New England | 601 | 528 | 73 |
| Brett Favre | 1992-2007 | Green Bay | 481 | 442 | 39 |
| Drew Brees | 2006-present | New Orleans | 473 | 442 | 31 |
| Dan Marino | 1983-99 | Miami | 452 | 420 | 32 |
| Peyton Manning | 1998-2010 | Indianapolis | 428 | 399 | 29 |

MOST CAREER TOUCHDOWN PASSES (REGULAR SEASON ONLY)

| | |
|---------------------|-----|
| Peyton Manning..... | 539 |
| Tom Brady..... | 528 |
| Drew Brees..... | 522 |
| Brett Favre..... | 508 |
| Dan Marino..... | 420 |

70,000 YARDS

Tom Brady moved past Peyton Manning for second place all-time in the win vs. N.Y. Giants (10/10.)

| Player | Team(s) | Passing Yards |
|----------------------------|----------------|---------------|
| 1. Drew Brees..... | SD/NO | 74,845 |
| 2. Tom Brady..... | New England | 72,506 |
| 3. Peyton Manning..... | IND/DEN | 71,940 |
| 4. Brett Favre..... | GB/NYJ/MIN | 71,838 |
| 5. Dan Marino..... | Miami | 61,361 |
| 6. Philip Rivers..... | SD/LAC | 56,770 |
| 7. Ben Roethlisberger..... | Pittsburgh | 56,545 |
| 8. Eli Manning..... | N.Y. Giants | 56,537 |
| 9. John Elway..... | Denver | 51,475 |
| 10. Warren Moon..... | HOU/MIN/SEA/KC | 49,325 |





TOM BRADY NEWS & NOTES

FIRST IN PASSING YARDS

Brady became the all-time NFL leader in total passing yards (regular season and playoffs) in the victory at the New York Jets on Nov. 25, 2018.

NFL ALL-TIME LEADERS FOR PASSING YARDS (INCLUDING PLAYOFFS)

| | |
|------------------------|---------------|
| Tom Brady | 83,685 |
| Drew Brees..... | 79,604 |
| Peyton Manning | 79,279 |
| Brett Favre..... | 77,693 |

FIRST IN TOTAL YARDS

Brady sits first all-time in NFL history in the category of combined passing, rushing and receiving yards in the regular season and playoffs.

NFL ALL-TIME LEADERS FOR TOTAL YARDS (INCLUDING PLAYOFFS)

| | |
|------------------------|---------------|
| Tom Brady | 84,892 |
| Drew Brees..... | 80,476 |
| Peyton Manning | 79,978 |
| Brett Favre..... | 79,602 |
| Dan Marino | 65,953 |

FOURTH-HIGHEST QB RATING

Brady owns the fourth-highest QB rating in NFL history.

HIGHEST QB RATING IN NFL HISTORY

| Player | Team(s) | Years | Rating |
|------------------|--------------------|----------------|-------------|
| Aaron Rodgers | Green Bay | 2005-19 | 103.2 |
| Russell Wilson | Seattle | 2012-19 | 101.3 |
| Drew Brees | SD/NO | 2001-19 | 97.7 |
| Tom Brady | New England | 2000-19 | 97.5 |
| Tony Romo | Dallas | 2004-16 | 97.1 |
| Steve Young | TB/SF | 1985-99 | 96.8 |
| Peyton Manning | IND/DEN | 1998-2015 | 96.5 |
| Kirk Cousins | WAS/MIN | 2012-19 | 96.3 |

BRADY 300-YARD GAMES

Brady has 91 NFL games with 300 or more yards passing and the Patriots are 76-15 in those games. He is the third player to reach 90 300-yard games.

NFL QUARTERBACK 300-YARD PASSING GAMES

| | |
|------------------------|-----------|
| Drew Brees | 116 |
| Peyton Manning..... | 93 |
| Tom Brady | 91 |
| Philip Rivers | 67 |
| Dan Marino | 63 |
| Brett Favre | 62 |

Brady had a career-best 11 300-yard games in 2011, tied for third-most in NFL history behind Drew Brees (13 in 2011) and Peyton Manning (12 in 2013).

6,000 COMPLETIONS

Brady became the fourth NFL player to reach 6,000 completions in the 2018 regular-season finale vs. N.Y. Jets.

MOST PASS COMPLETIONS IN NFL HISTORY (REGULAR SEASON)

| | |
|------------------------|--------------|
| Drew Brees..... | 6,621 |
| Brett Favre..... | 6,300 |
| Tom Brady | 6,184 |
| Peyton Manning | 6,125 |
| Dan Marino..... | 4,967 |

FOUR 35-TD SEASONS

Brady, who led the NFL with 36 touchdown passes in 2015, is one of four NFL quarterbacks with at least 35 touchdowns passes in four different seasons.

MOST 35+ TOUCHDOWNS SEASONS IN NFL HISTORY

| | |
|------------------------|---|
| Tom Brady | 4 (2007-50, 2010-36, 2011-39, 2015-36) |
| Peyton Manning..... | 4 (2004-49, 2012-37, 2013-55, 2014-39) |
| Drew Brees..... | 4 (2011-46, 2012-43, 2013-39, 2016-37) |
| Aaron Rodgers..... | 4 (2011-45, 2012-39, 2014-38, 2016-40) |
| Brett Favre | 3 (1995-38, 1996-39, 1997-35) |

SEVEN 30-TD SEASONS

Brady has logged seven 30-touchdown seasons. The only other Patriots quarterback to have a 30-touchdown season is Vito "Babe" Parilli in 1964 when he led the AFL with 31. Brady is one of four quarterbacks in NFL history to have 30 or more touchdown passes in at least seven seasons and one of six quarterbacks in NFL history with three or more straight seasons with 30 or more touchdowns.

MOST SEASONS WITH 30+ TOUCHDOWN PASSES

| Player | 30-TD Seasons |
|------------------------|---------------|
| Drew Brees..... | 10 |
| Brett Favre | 9 |
| Peyton Manning | 9 |
| Tom Brady | 7 |
| Aaron Rodgers..... | 6 |
| Philip Rivers..... | 6 |
| Dan Marino | 4 |
| Tony Romo..... | 4 |

CONSECUTIVE 30 TOUCHDOWN SEASONS

| Player | Consec. 30-TD Seasons |
|------------------------|-----------------------|
| Drew Brees..... | 9 (2008-16) |
| Brett Favre | 5 (1994-98) |
| Peyton Manning.... | 5 (2009-10, 12-14) |
| Tom Brady | 3 (2010-12) |
| Dan Marino | 3 (1984-86) |
| Aaron Rodgers..... | 3 (2014-16) |

ECLIPSING 3K

Brady reached 3,000 passing yards for the 16th time in 2018.

MOST 3,000-YARD SEASONS

| | |
|--------------------------|-----------|
| Brett Favre..... | 18 |
| Tom Brady | 16 |
| Drew Brees | 16 |
| Peyton Manning | 16 |
| Eli Manning..... | 14 |
| Dan Marino | 13 |
| Ben Roethlisberger | 13 |
| Philip Rivers..... | 13 |

4,000-YARD SEASONS

Brady reached 4,000 yards passing for the 10th time in 2018.

ALL-TIME 4,000-YARD PASSING SEASONS

| | |
|------------------------|-----------|
| Peyton Manning..... | 14 |
| Drew Brees | 12 |
| Tom Brady | 10 |
| Philip Rivers..... | 10 |
| Matt Ryan | 8 |

PATRIOTS TOP PASSING YARD SEASONS

| Player | Year | Yards |
|------------------------|-------------------|--------------|
| Tom Brady | 2011 | 5,235 |
| Tom Brady | 2012 | 4,827 |
| Tom Brady | 2007 | 4,806 |
| Tom Brady | 2015 | 4,770 |
| Tom Brady | 2017 | 4,577 |
| Drew Bledsoe..... | 1994 | 4,555 |
| Tom Brady | 2009 | 4,398 |
| Tom Brady | 2018 | 4,355 |
| Tom Brady | 2013 | 4,343 |
| Tom Brady | 2005 | 4,110 |
| Tom Brady | 2014 | 4,109 |
| Drew Bledsoe..... | 1996 | 4,086 |



TOM BRADY NEWS & NOTES

A GOOD RATIO

Brady ranks first in touchdown-to-interception ratio among quarterbacks with 400 career touchdown passes. He ranks third in TD-to-INT ratio overall, behind only Aaron Rodgers (4.28) and Russell Wilson (3.30).

BRADY TOPS 400 CLUB IN TD/INT RATIO (NFL ALL-TIME RANK IN PARENTHESES)

| Player | Touchdowns | Interceptions | Ratio |
|----------------|------------|---------------|-----------|
| Tom Brady | 528 (2) | 175 (43T) | 3.02 (3) |
| Peyton Manning | 539 (1) | 251 (9) | 2.15 (8) |
| Drew Brees | 522 (3) | 235 (15) | 2.22 (5) |
| Dan Marino | 420 (5) | 252 (8) | 1.67 (25) |
| Brett Favre | 508 (4) | 336 (1) | 1.51 (34) |

ELITE COMPANY

Brady (274 regular-season starts and 40 playoff starts) and Pro Football Hall of Famer Jerry Rice (284 regular-season starts and 29 playoff starts) are the only NFL players with at least 200 regular-season starts and at least 25 playoff starts.

MOST STARTS UNDER ONE HC

Brady made his 185th career start at Carolina on Nov. 18, 2013, all under Bill Belichick. It is the most starts by a quarterback under one head coach in NFL history. Brady passed Dan Marino, who had 184 career starts under Don Shula. Brady now has 274 career starts under Belichick.

FRANCHISE ALL-TIME LEADING PASSER

| | | ATT | COMP | YDS |
|--------------|---------|-------|-------|--------|
| Tom Brady | 2000-19 | 9,648 | 6,184 | 72,506 |
| Drew Bledsoe | 1993-01 | 4,518 | 2,544 | 29,657 |
| Steve Grogan | 1975-90 | 3,593 | 1,879 | 26,886 |

MOST GAMES & STARTS IN PATRIOTS HISTORY

Brady passed Bruce Armstrong at Dallas (10/11/15) with his 213th game played in a Patriot uniform. Brady (276) also became the second New England Patriot to start in at least 200 games. Armstrong started in 212 games during his career.

| Player | Games |
|-----------------|-------|
| Tom Brady | 276 |
| Bruce Armstrong | 212 |
| Julius Adams | 206 |

SECOND-MOST STARTS AT QB

Brady passed Peyton Manning in 2018 for the second-most starts among all NFL quarterbacks.

MOST STARTS BY AN NFL QUARTERBACK

| Player | Team(s) | Starts |
|--------------------|--------------------|--------|
| Brett Favre | GB/NYJ/MIN | 298 |
| Tom Brady | New England | 274 |
| Drew Brees | SD/NO | 265 |
| Peyton Manning | IND/DEN | 265 |
| Dan Marino | Miami | 240 |
| Fran Tarkenton | MIN/NYG | 239 |
| Eli Manning | N.Y. Giants | 232 |
| John Elway | Denver | 231 |
| Ben Roethlisberger | Pittsburgh | 216 |
| Philip Rivers | LA Chargers | 215 |
| Vinny Testaverde | TB/CLE/BAL/DAL/CAR | 214 |
| Warren Moon | HOU/MIN/SEA/KC | 203 |

300 CLUB

Brady played in his 300th game overall vs. Tennessee (11/11/18), joining Brett Favre (326) as the only other quarterback to appear in 300 career games.

MOST GAMES PLAYED BY AN NFL QUARTERBACK (INCLUDING PLAYOFFS)

| Player | Team(s) | Games |
|----------------|-------------|-------|
| Brett Favre | GB/NYJ/MIN | 326 |
| Tom Brady | New England | 314 |
| Peyton Manning | IND/DEN | 293 |

PLAYER OF THE WEEK HONORS

Brady has earned an NFL-record 30 Player of the Week honors over the course of his career. He has won at least three POW awards in one season five times (2007, 09, 11, 12 and 17). Brady has also been named Offensive Player of the Month 10 times, also the most in NFL history. Peyton Manning is second with eight.

CAREER PLAYER OF THE WEEK AWARDS

| Player | Years | Team(s) | POW Awards |
|----------------|-----------|-------------|------------|
| Tom Brady | 2000-18 | New England | 30 |
| Peyton Manning | 1998-2015 | IND/DEN | 27 |
| Dan Marino | 1983-1999 | Miami | 18 |
| Brett Favre | 1991-2010 | GB/NYJ/MIN | 16 |
| John Elway | 1983-1998 | Denver | 15 |

6 TD PERFORMANCES

Brady has thrown six touchdown passes in a game twice, one of nine NFL players to have done so. Brady threw six touchdowns at Miami (10/21/07) and vs. Tennessee (10/18/09).

NFL PLAYERS WITH AT LEAST TWO 6+TD GAMES

| Player | Team(s) | 6+ TD Games |
|--------------------|---------------------|---------------------------------|
| Peyton Manning | IND/DEN | 3 (one 7-TD and two 6-TD games) |
| George Blanda | Houston | two 7-TD games |
| Y.A. Tittle | N.Y. Giants | 2 (one 7-TD and one 6-TD game) |
| Drew Brees | New Orleans | 2 (one 7-TD and one 6-TD game) |
| Tom Brady | New England | 2 |
| Charley Johnson | St. Louis Cardinals | 2 |
| Ben Roethlisberger | Pittsburgh | 2 |
| Aaron Rodgers | Green Bay | 2 |
| Patrick Mahomes | Kansas City | 2 |

MOST 5-TD PERFORMANCES

MOST CAREER GAMES WITH FIVE TOUCHDOWN PASSES

| Player | Team(s) | 5-TD Games |
|--------------------|-------------|------------|
| Drew Brees | SD/NO | 10 |
| Peyton Manning | IND/DEN | 9 |
| Tom Brady | New England | 6 |
| Dan Marino | Miami | 6 |
| Ben Roethlisberger | Pittsburgh | 6 |



TOM BRADY NEWS & NOTES

29 CAREER 4-TD GAMES

Brady has thrown four or more touchdowns 29 times - 23 four-touchdown games, four five-touchdown games and two six-touchdown games. The Patriots are 28-1 when Brady throws four or more touchdown passes.

MOST GAMES WITH 4+ TOUCHDOWN PASSES

| Player | Team(s) | 4+ TD Games |
|------------------|--------------------|-------------|
| Peyton Manning | IND/DEN | 35 |
| Drew Brees | SD/NO | 34 |
| Tom Brady | New England | 29 |
| Brett Favre | GB/NYJ/MIN | 23 |

MOST GAMES WITH 4+ TDS AND NO INTERCEPTIONS

| Player | Team(s) | Games |
|------------------|--------------------|-----------|
| Tom Brady | New England | 23 |
| Drew Brees | SD/NO | 23 |
| Peyton Manning | IND/DEN | 18 |

300 YARDS, 4 TDS & 0 INTS

Brady had his 15th NFL game with 300 yards, four touchdowns and no interceptions vs. Houston (09/24/17), second in NFL history to the 20 such games by Drew Brees.

3 TD & 0 INTS

Brady has 58 games with at least three touchdowns and no interceptions. The Patriots are 55-3 (.948) in such games.

MOST GAMES WITH THREE TDS & ZERO INTS IN NFL HISTORY

| Player | Team(s) | Games with 3+ TD/0 INT |
|------------------|--------------------|------------------------|
| Tom Brady | New England | 58 |
| Peyton Manning | IND/DEN | 51 |
| Drew Brees | SD/NO | 48 |

AIRING IT OUT

BEST NFL RECORDS FOR A QB WITH 50 OR MORE PASS ATTEMPTS (INCLUDING PLAYOFFS)

| Player | Team(s) | Record |
|------------------|--------------------|---------------------------------|
| Tom Brady | New England | 19-9 (6-2 in postseason) |
| Dan Marino | Miami | 5-11 |
| Drew Brees | SD/NO | 4-15 |
| Peyton Manning | IND/DEN | 4-13 |

SECOND FOR ATTEMPTS BETWEEN INTS

Brady attempted 358 consecutive regular-season passes without an interception, a streak spanning from Oct. 17, 2010-Sept. 11, 2011. Brady eclipsed Bernie Kosar's record, on Dec. 26, 2010, at Buffalo. The record was broken by Aaron Rodgers in 2018.

MOST CONSECUTIVE PASS ATTEMPTS WITHOUT AN INTERCEPTION

| Player | Team | Season(s) | Att |
|------------------|--------------------|----------------|------------|
| Aaron Rodgers | Green Bay | 2018 | 402 |
| Tom Brady | New England | 2010-11 | 358 |
| Alex Smith | Kansas City | 2015 | 312 |
| Bernie Kosar | Cleveland | 1990-91 | 308 |
| Drew Brees | New Orleans | 2015-16 | 305 |

TOWERING TD PASSES

Brady has thrown 44 touchdown passes of 50-plus yards, tied for fourth-most in NFL history.

MOST TD PASSES OF 50-PLUS YARDS

| Player | Team(s) | 50+ Yard TD Passes |
|------------------|--------------------|--------------------|
| Johnny Unitas | Baltimore | 51 |
| John Hadl | SD/LAR/GB/HOU | 46 |
| Peyton Manning | IND/DEN | 46 |
| Tom Brady | New England | 44 |
| Fran Tarkenton | MIN/NYG | 44 |
| Drew Brees | SD/NO | 43 |
| Brett Favre | GB/NYJ/MIN | 43 |

73 DIFFERENT TARGETS

In a 2018 win over Indianapolis (10/4/18), Brady moved past Vinny Testaverde for the most TD targets by a quarterback in NFL history and now has 73 different TD targets

MOST TOUCHDOWN TARGETS BY AN NFL QUARTERBACK

| Quarterback | Team(s) | TD Targets |
|------------------|--------------------|------------|
| Tom Brady | New England | 73 |
| Vinny Testaverde | TB/CLE/BAL/DAL/CAR | 70 |
| Steve DeBerg | SF/DEN/TB/KC/ATL | 62 |
| Brett Favre | GB/NYJ/MIN | 61 |

40 YEAR-OLD QBS IN REGULAR SEASON

Brady is one of 14 quarterbacks since the 1970 merger to start an NFL game past the age of 40. The oldest player to attempt a pass in a game was George Blanda at age 48 as a member of the Oakland Raiders in the final game of his career on Dec. 21, 1975. Blanda finished with one completion on three attempts for 11 yards. Brady is the fourth Patriots player to play at 40 or older, joining Doug Flutie (43 in 2005), Vinny Testaverde (43 in 2006) and Junior Seau (40 in 2009).

40 YEAR OLDS TO START AT QB SINCE 1970

| Player/Team | Age at Last Start | Date of Last Start |
|----------------------|-------------------------|------------------------------|
| Steve DeBerg/ATL | 44 years, 9 mos. | 10/25/1998 at NYJ |
| Warren Moon/KC | 44 years, 0 mos. | 11/26/2000 at SD |
| Vinny Testaverde/CAR | 44 years, 0 mos. | 12/9/2007 at JAX |
| Doug Flutie/SD | 42 years, 2 mos. | 01/02/2005 vs. KC |
| Tom Brady/NE | 42 years, 2 mos. | 10/21/2019 at NY Jets |
| Earl Morrall/MIA | 41 years, 6 mos. | 12/01/1975 vs. NE |
| Brett Favre/MIN | 41 years, 2 mos. | 12/20/2010 vs. CHI |
| Drew Brees/NO | 40 years, 7 mos. | 09/15/2019 at LAR |
| Len Dawson/KC | 40 years, 5 mos. | 12/07/1975 vs. SD |
| Vince Evans/OAK | 40 years, 5 mos. | 12/03/1995 vs. KC |
| Johnny Unitas/SD | 40 years, 5 mos. | 10/07/1973 at PIT |
| Matt Hasselbeck/IND | 40 years, 3 mos. | 12/27/2015 at MIA |
| Sonny Jurgensen/WAS | 40 years, 3 mos. | 12/15/1974 vs. CHI |
| Brad Johnson/DAL | 40 years, 1 mos. | 11/02/2008 at NYG |

STARTING QUARTERBACKS AT AGE 40-OR-OLDER NFL HISTORY

| Player | W-L | TD-INT | Rating |
|------------------|-------------|--------------|-------------|
| Tom Brady | 31-8 | 72-23 | 99.2 |
| Brett Favre | 13-12 | 36-25 | 90.2 |
| Warren Moon | 11-14 | 37-25 | 80.4 |
| Vinny Testaverde | 8-17 | 24-32 | 72.3 |
| Matt Hasselbeck | 5-3 | 9-5 | 84.0 |
| Doug Flutie | 3-3 | 10-4 | 80.4 |
| Sonny Jurgensen | 3-1 | 11-5 | 94.5 |
| Charlie Conerly | 2-1 | 7-6 | 61.8 |
| Earl Morrall | 2-0 | 6-6 | 74.2 |
| Len Dawson | 1-4 | 5-4 | 90.0 |
| Vince Evans | 1-2 | 6-8 | 71.5 |
| Brad Johnson | 1-2 | 2-5 | 50.5 |
| Johnny Unitas | 1-3 | 3-7 | 40.0 |
| Steve DeBerg | 0-1 | 3-1 | 80.4 |
| Drew Brees | 1-1 | 2-2 | 94.8 |

Brady led the Patriots to their ninth win of the season in the victory over Miami on Nov. 26, 2017, the most ever by a 40-year-old quarterback in the Super Bowl era. Brady has the most TDs in a season by a 40-year-old QB with 32 in 2017 and 29 in 2018. Brady also led the NFL with 4,577 yards passing in 2017 to become the oldest quarterback to lead the NFL in passing.

MOST PASSING YARDS BY A PLAYER AT AGE 40

| Player | Year | Yards |
|------------------|-------------|--------------|
| Tom Brady | 2017 | 4,577 |
| Tom Brady | 2018 | 4,355 |
| Warren Moon | 1997 | 3,678 |
| Vinny Testaverde | 2004 | 3,532 |
| Brett Favre | 2009 | 3,365 |

STATS BY AGE

In 20's: 96 GP, 70-24, 61.9 comp %, 21,564 yards, 147 TDs, 78 INT, 1.88 TD/INT ratio

In 30's: 141 GP, 113-28, 64.9 comp %, 40,018 yards, 309 TDs, 74 INT, 4.18 TD/INT ratio

In 40's: 39 GP, 31-8, 66.0 comp %, 10,924 yards, 72 TDs, 23 INT, 3.13 TD/INT ratio



TOM BRADY NEWS & NOTES

MISTAKE-FREE FOOTBALL

Brady set an NFL record from 2010-11 with 11 consecutive starts without throwing an interception. He went 358 consecutive pass attempts without throwing a pick.

BRADY'S MOST CONSECUTIVE STARTS WITHOUT AN INT.

| Player | Consec. Starts Without an INT | Dates |
|-----------|-------------------------------|-------------------|
| Tom Brady | 11 | 10/24/10-01/02/11 |
| Tom Brady | 6 | 12/18/16-10/05/17 |

BRADY'S CONSECUTIVE PASSES WITHOUT AN INTERCEPTION

| Player | Consec. Passes Without an INT | Dates |
|-----------|-------------------------------|-------------------|
| Tom Brady | 358 | 10/17/10-09/12/11 |
| Tom Brady | 264 | 12/12/16-10/05/17 |
| Tom Brady | 201 | 10/14/12-12/02/12 |
| Tom Brady | 196 | 12/21/14-10/18/15 |
| Tom Brady | 190 | 09/16/12-10/14/12 |

ANOTHER MILESTONE FOR BRADY

Brady reached 1,000 yards rushing in his 265th game vs. Minnesota on Dec. 2, 2018, the most games in NFL history that it has taken a player to reach the milestone. Before Brady, Y.A. Tittle held the record with 1,000 yards rushing in his 161st NFL game. Tittle finished his NFL career with 999 yards rushing.

PATRIOTS QB LEADING RUSHERS

| | |
|------------------|--------------|
| Steve Grogan | 2,176 |
| Tom Brady | 1,006 |
| Babe Parilli | 949 |

THE BRADY SIX

Brady was the seventh quarterback selected in the 2000 NFL Draft.

QUARTERBACKS TAKEN IN THE 2000 NFL DRAFT

| Rd | Pick | Player | Taken By |
|----|------|-------------------|--------------------|
| 1 | 18 | Chad Pennington | N.Y. Jets |
| 3 | 65 | Giovanni Carmazzi | San Francisco |
| 3 | 75 | Chris Redman | Baltimore |
| 5 | 163 | Tee Martin | Pittsburgh |
| 6 | 168 | Marc Bulger | New Orleans |
| 6 | 183 | Spergon Wynn | Cleveland |
| 6 | 199 | Tom Brady | New England |

BRADY SINGLE-SEASON NOTES

BRADY HAD LOW INT PCT.

Brady threw two interceptions in 432 pass attempts in 2016 for an interception rate of 0.46, fifth-best in a single season. QB Brian Hoyer set the NFL record in 2016 with Chicago by attempting 200 passes without an interception.

NFL INTERCEPTION PERCENTAGE (MINIMUM 150 ATTEMPTS)

| Player | Team | Year | ATT-INT | Int. Pct. |
|------------------|--------------------|-------------|--------------|-------------|
| Brian Hoyer | Chicago | 2016 | 200-0 | 0.00 |
| Aaron Rodgers | Green Bay | 2018 | 597-2 | 0.30 |
| Damon Huard | Kansas City | 2006 | 244-1 | 0.41 |
| Josh McCown | Chicago | 2013 | 224-1 | 0.45 |
| Tom Brady | New England | 2016 | 432-2 | 0.46 |
| David Garrard | Jacksonville | 2005 | 168-1 | 0.60 |
| Nick Foles | Philadelphia | 2013 | 317-2 | 0.63 |
| Joe Ferguson | Buffalo | 1976 | 151-1 | 0.66 |
| Sam Bradford | Minnesota | 2016 | 519-4 | 0.77 |
| Tom Brady | New England | 2010 | 492-4 | 0.81 |
| Dak Prescott | Dallas | 2016 | 459-4 | 0.87 |
| Steve DeBerg | Kansas City | 1990 | 444-4 | 0.90 |
| Sam Bradford | Minnesota | 2016 | 552-5 | 0.90 |

50 TD PASSES

Brady threw a then NFL-record 50 touchdown passes in 2007.

QUARTERBACKS WITH 45 OR MORE TOUCHDOWN PASSES IN A SEASON

| Player | Team | Year | TD Passes |
|------------------|--------------------|-------------|-----------|
| Peyton Manning | Denver | 2013 | 55 |
| Patrick Mahomes | Kansas City | 2018 | 50 |
| Tom Brady | New England | 2007 | 50 |
| Peyton Manning | Indianapolis | 2004 | 49 |
| Dan Marino | Miami | 1984 | 48 |
| Drew Brees | New Orleans | 2011 | 46 |
| Aaron Rodgers | Green Bay | 2011 | 45 |

SINGLE SEASON PASSING LEADERS

Brady owns 10 of the 12 4,000-yard passing seasons in Patriots history.

PATRIOTS TOP PASSING YARDS/SEASON

| Player | Year | Yards |
|--------------|------|-------|
| Tom Brady | 2011 | 5,235 |
| Tom Brady | 2012 | 4,827 |
| Tom Brady | 2007 | 4,806 |
| Tom Brady | 2015 | 4,770 |
| Tom Brady | 2017 | 4,577 |
| Drew Bledsoe | 1994 | 4,555 |
| Tom Brady | 2009 | 4,398 |
| Tom Brady | 2018 | 4,355 |
| Tom Brady | 2013 | 4,343 |
| Tom Brady | 2005 | 4,110 |
| Tom Brady | 2014 | 4,109 |
| Drew Bledsoe | 1996 | 4,086 |

PASSING-YARD PACE

Brady owns one of the 11 5,000-yard passing seasons in NFL history.

MOST PASSING YARDS IN A SEASON

| Player | Team | Year | Yards |
|--------------------|--------------------|-------------|--------------|
| Peyton Manning | Denver | 2013 | 5,477 |
| Drew Brees | New Orleans | 2011 | 5,476 |
| Tom Brady | New England | 2011 | 5,235 |
| Drew Brees | New Orleans | 2016 | 5,208 |
| Drew Brees | New Orleans | 2012 | 5,177 |
| Drew Brees | New Orleans | 2013 | 5,162 |
| Ben Roethlisberger | Pittsburgh | 2018 | 5,129 |
| Patrick Mahomes | Kansas City | 2018 | 5,097 |
| Dan Marino | Miami | 1984 | 5,084 |
| Drew Brees | New Orleans | 2008 | 5,069 |
| Matthew Stafford | Detroit | 2011 | 5,038 |

CAREER HIGH COMPLETIONS

Brady threw for a career-high 402 completions in 2015. His previous best was 401 completions in 2011 and 2012. Brady (3) joined Drew Brees (9), Matt Ryan (5) and Peyton Manning (3) for the most seasons with 400 completions.

BEST TD/INT RATIO IN NFL HISTORY

Brady threw 28 touchdown passes and just two interceptions in 2016 for an NFL-best single-season TD/INT ratio of 14.0.

BEST SINGLE-SEASON TD/INT RATIO IN NFL HISTORY (MINIMUM OF 20 TD PASSES)

| Player | Team | Year | TD/INT | Ratio |
|------------------|--------------------|-------------|-------------|--------------|
| Tom Brady | New England | 2016 | 28/2 | 14.00 |
| Nick Foles | Philadelphia | 2013 | 27/2 | 13.50 |
| Aaron Rodgers | Green Bay | 2018 | 25/2 | 12.50 |
| Tom Brady | New England | 2010 | 36/4 | 9.00 |
| Aaron Rodgers | Green Bay | 2014 | 38/5 | 7.60 |
| Aaron Rodgers | Green Bay | 2011 | 45/6 | 7.50 |
| Tom Brady | New England | 2007 | 50/8 | 6.25 |



TOM BRADY NEWS & NOTES

BRADY SINGLE GAME NOTES

300 IN A HALF

Brady had his fifth 300-yard half and his second 300-yard first half after throwing for 302 yards in the first half at New Orleans (09/17/17).

| Yards | Game | Half |
|-------|------------------------------|----------|
| 367 | vs. San Francisco (12-16-12) | 2nd half |
| 345 | vs. Tennessee (10-18-09) | 1st half |
| 323 | vs. Cleveland (12-08-13) | 2nd half |
| 306 | at Miami (9-12-11) | 2nd half |
| 302 | at New Orleans (9-17-17) | 1st half |

SINGLE-GAME RECORDS

Tom Brady owns the top-five single-game passing yardage performances in New England Patriots history.

MOST PASSING YARDS IN A GAME IN PATRIOTS HISTORY

| Player | Date | Opp | Att | Cmp | Yds | TD | Int |
|--------------|----------|-----|-----|-----|-----|----|-----|
| Tom Brady | 09/12/11 | MIA | 48 | 32 | 517 | 4 | 1 |
| Tom Brady | 09/20/15 | BUF | 59 | 38 | 466 | 3 | 0 |
| Tom Brady | 09/17/17 | NO | 39 | 30 | 447 | 3 | 0 |
| Tom Brady | 12/16/12 | SF | 65 | 36 | 443 | 1 | 2 |
| Tom Brady | 11/03/13 | PIT | 33 | 23 | 432 | 4 | 0 |
| Drew Bledsoe | 11/13/94 | MIN | 70 | 45 | 426 | 3 | 0 |
| Drew Bledsoe | 11/23/98 | MIA | 54 | 28 | 423 | 2 | 2 |
| Tom Brady | 09/18/11 | SD | 40 | 31 | 423 | 3 | 0 |

SPREADING THE WEALTH

Brady has completed passes to 10 different receivers 10 times in his career, most recently in a win at Buffalo (10/12/14).

BRADY HANGS 50

Brady and the Patriots knocked off Jacksonville, 51-17, on Sept. 27, 2015, the eighth time New England has scored at least 50 points in a game started by Brady and the most by a quarterback in NFL history. Pro Football Hall of Famer Len Dawson (6) is second. Brady's eight 50-point games are more than 20 current teams have in their entire franchise history.

| Date | Opponent | Score |
|----------|------------------|-------|
| 10/28/07 | vs. Washington | 52-7 |
| 11/18/07 | at Buffalo | 56-10 |
| 10/18/09 | vs. Tennessee | 59-0 |
| 09/30/12 | at Buffalo | 52-28 |
| 11/18/12 | vs. Indianapolis | 59-24 |
| 11/03/13 | vs. Pittsburgh | 55-31 |
| 10/26/14 | vs. Chicago | 51-23 |
| 09/27/15 | vs. Jacksonville | 51-17 |

BRADY THE PASS CATCHER

Brady caught a 6-yard pass from WR Julian Edelman vs. Tennessee (11/11/18), joining WR Jerry Rice as the only player 41 years and older in NFL history with a reception.

50-YARD DOUBLE DOWN

Brady has thrown at least two 50-yard passes in the same game 12 times in his career. His career best came in 2009 with three 50-yard strikes in one game.

BRADY'S GAMES WITH AT LEAST TWO 50-YARD PASSES

10/9/05 @ ATLANTA

55t (3Q) Bethel Johnson
51 (1Q) Deion Branch

1/14/06 @ DENVER AFC DIVISIONAL PLAYOFF ROUND

73 (4Q) Deion Branch
51 (2Q) Andre' Davis

12/31/06 @ TENNESSEE

62t (3Q) Reche Caldwell
52 (1Q) Corey Dillon

12/9/07 VS. PITTSBURGH

63t (2Q) Randy Moss
56t (3Q) Jabar Gaffney >Flea-flicker w/R. Moss

11/15/09 @ INDIANAPOLIS

63t (2Q) Randy Moss
55 (1Q) Randy Moss

12/06/09 @ MIAMI

58t (1Q) Randy Moss
58 (2Q) Wes Welker
81t (3Q) Sam Aiken

11/22/12 @ NY JETS

83t (2Q) Shane Vereen
56t (2Q) Julian Edelman

11/03/13 VS. PITTSBURGH

57 (2Q) Danny Amendola
81t (4Q) Aaron Dobson

11/15/15 @ NEW YORK GIANTS

76t (4Q) Rob Gronkowski
54 (4Q) Brandon LaFell

10/30/16 @ BUFFALO

53t (1Q) Chris Hogan
53t (2Q) Rob Gronkowski

12/04/16 VS. BALTIMORE

61 (2Q) James White
79t (4Q) Chris Hogan

11/19/17 @ OAKLAND

52 (2Q) Brandin Cooks
64t (3Q) Brandin Cooks





TOM BRADY PLAYOFF NOTES

TOPS IN POSTSEASON STATS LISTS

Tom Brady owns many NFL postseason records, including touchdowns passes (73), passing yards (11,179), completions (1,005), wins (30) and 300-yard games (16).

NFL ALL-TIME LEADERS: POSTSEASON TOUCHDOWN PASSES

| Player | Team(s) | TDs |
|----------------|-------------|-----|
| Tom Brady | New England | 73 |
| Joe Montana | SF/KC | 45 |
| Brett Favre | GB/MIN | 44 |
| Peyton Manning | IND/DEN | 40 |
| Aaron Rodgers | Green Bay | 36 |
| Drew Brees | SD/NO | 33 |
| Dan Marino | Miami | 32 |

NFL ALL-TIME LEADERS: POSTSEASON TD PASSES, SINGLE GAME

| Player | Team | Game | TDs |
|-----------------|------|-------------------------------|-----|
| Tom Brady | NE | AFC-D: NE vs. DEN (01/14/12) | 6 |
| Daryle Lamonica | OAK | AFC-D: OAK vs. HOU (12/21/69) | 6 |
| Steve Young | SF | SB: SF vs. SD (01/30/95) | 6 |

NFL ALL-TIME LEADERS: POSTSEASON COMP. PCT., SINGLE GAME

| Player | Team | Game | Comp PCT. |
|-------------|------|------------------------------|--------------|
| Tom Brady | NE | AFC-D: NE vs. JAX (01/12/08) | 92.9 (26-28) |
| Phil Simms | NYG | SB: NYG vs. DEN, (01/26/87) | 88.0 (22-25) |
| Kurt Warner | ARZ | NFC-WC: ARI vs. (02/01/09) | 87.9 (29-33) |

NFL ALL-TIME LEADERS: POSTSEASON PASSING YARDS

| Player | Team(s) | YDs |
|--------------------|-------------|--------|
| Tom Brady | New England | 11,179 |
| Peyton Manning | IND/DEN | 7,339 |
| Brett Favre | GB/MIN | 5,855 |
| Joe Montana | SF/KC | 5,772 |
| Ben Roethlisberger | Pittsburgh | 5,256 |

NFL ALL-TIME LEADERS: POSTSEASON COMPLETIONS

| Player | Team(s) | Completions |
|----------------|-------------|-------------|
| Tom Brady | New England | 1,005 |
| Peyton Manning | IND/DEN | 649 |
| Brett Favre | GB/MIN | 481 |
| Joe Montana | SF/KC | 460 |

MOST 300-YARD PASSING GAMES, POSTSEASON HISTORY

| Player | Team(s) | 300-Yd Games |
|--------------------|-------------|--------------|
| Tom Brady | New England | 16 |
| Peyton Manning | IND/DEN | 9 |
| Drew Brees | SD/NO | 8 |
| Aaron Rodgers | Green Bay | 6 |
| Joe Montana | SF/KC | 6 |
| Kurt Warner | STL/ARZ | 6 |
| Dan Fouts | San Diego | 5 |
| Ben Roethlisberger | Pittsburgh | 5 |

NFL ALL-TIME LEADERS: POSTSEASON TD PASSES, CONSECUTIVE GAMES

| Player | Team(s) | Games |
|-------------|-------------|-------------------|
| Brett Favre | GB/MIN | 20 (1995-2009) |
| Tom Brady | New England | 18 (2001-11) |
| Drew Brees | SD/NO | 15 (2005-present) |

QBS WITH MORE THAN THREE SUPER BOWL VICTORIES

| Player | Team | Wins |
|----------------|---------------|------|
| Tom Brady | New England | 6 |
| Terry Bradshaw | Pittsburgh | 4 |
| Joe Montana | San Francisco | 4 |

PLAYERS WITH MULTIPLE SUPER BOWL MVP AWARDS

| Player | Team | MVPs |
|----------------|---------------|------|
| Tom Brady | New England | 4 |
| Joe Montana | San Francisco | 3 |
| Terry Bradshaw | Pittsburgh | 2 |
| Bart Starr | Green Bay | 2 |
| Eli Manning | N.Y. Giants | 2 |

BRADY HAS MOST PLAYOFF WINS

Tom Brady is the winningest quarterback in NFL playoff history among signal callers who have made at least 10 starts. For perspective, Pittsburgh (36), Dallas (35), Green Bay (34) and San Francisco (31), are the only other NFL teams that have more playoff wins than Brady in their franchises' histories.

MOST PLAYOFF WINS BY STARTING QB IN NFL HISTORY

| Player | Team(s) | Playoff Wins |
|----------------|-------------|--------------|
| Tom Brady | New England | 30 |
| Joe Montana | SF/KC | 16 |
| Terry Bradshaw | Pittsburgh | 14 |
| John Elway | Denver | 14 |
| Peyton Manning | IND/DEN | 14 |

HIGHEST PLAYOFF WIN PCT. BY STARTING QB IN NFL HISTORY (MINIMUM 10 STARTS)

| Player | Team(s) | W | L | PCT. |
|----------------|------------------|----|----|------|
| Bart Starr | Green Bay | 9 | 1 | .900 |
| Jim Plunkett | OAK/L.A. Raiders | 8 | 2 | .800 |
| Tom Brady | New England | 30 | 10 | .750 |
| Terry Bradshaw | Pittsburgh | 14 | 5 | .737 |
| Troy Aikman | Dallas | 11 | 4 | .733 |
| Joe Montana | SF/KC | 16 | 7 | .696 |
| Kurt Warner | STL/ARZ | 9 | 4 | .692 |

MOST PLAYOFF STARTS BY A QUARTERBACK IN NFL HISTORY

| Player | Team(s) | Starts |
|--------------------|-------------|--------|
| Tom Brady | New England | 40 |
| Peyton Manning | IND/DEN | 27 |
| Brett Favre | GB/MIN | 24 |
| Joe Montana | SF/KC | 23 |
| John Elway | Denver | 21 |
| Ben Roethlisberger | Pittsburgh | 21 |

BRADY IN THE SUPER BOWL

Brady is the all-time leader in Super Bowl passing yards (2,576), completions (256), pass attempts (392) and touchdowns (18). Brady's start in Super Bowl LIII was his NFL-record ninth Super Bowl start, the most among all NFL players.

SUPER BOWL PASSING YARDS

| Player | ATT | CMP | Yards |
|----------------|-----|-----|-------|
| Tom Brady | 392 | 256 | 2,838 |
| Kurt Warner | 132 | 83 | 1,156 |
| Joe Montana | 122 | 83 | 1,142 |
| John Elway | 152 | 76 | 1,128 |
| Peyton Manning | 155 | 103 | 1,001 |
| Terry Bradshaw | 84 | 49 | 932 |

SUPER BOWL PASSING TOUCHDOWNS

| Player | Appearances | TDs |
|----------------|-------------|-----|
| Tom Brady | 9 | 18 |
| Joe Montana | 4 | 11 |
| Terry Bradshaw | 4 | 9 |
| Roger Staubach | 4 | 8 |
| Kurt Warner | 3 | 6 |
| Steve Young | 2 | 6 |

SUPER BOWL STARTS BY A QUARTERBACK

| Starting QB | Team(s) | Starts | Appearances |
|----------------|---------|--------|--|
| Tom Brady | NE | 9 | XXXVI, XXXVIII, XXXIX, XLII, XLVI, XLIX, LI, LII, LIII |
| John Elway | DEN | 5 | XXI, XXII, XXIV, XXXII, XXXIII |
| Terry Bradshaw | PIT | 4 | IX, X, XIII, XIV |
| Jim Kelly | BUF | 4 | XXV, XXVI, XXVII, XXVIII |
| Peyton Manning | IND/DEN | 4 | XLI, XLIV, XLVIII, 50 |
| Joe Montana | SF | 4 | XVI, XIX, XXIII, XXIV |
| Roger Staubach | DAL | 4 | VI, X, XII, XIII |

BRADY SETS MARK FOR MOST SB WINS BY A PLAYER

Brady has now won six Super Bowls, breaking a tie with Hall of Fame DL Charles Haley (5) as the only NFL player to play on six Super Bowl winning teams. Haley won two with San Francisco and three with Dallas. Bart Starr is the only other NFL quarterback with five NFL championships (three NFL Championships and two Super Bowls).



TOM BRADY PLAYOFF NOTES

CONFERENCE KING

The 2018 AFC Championship was Tom Brady's ninth conference title, the most conference titles for a quarterback in NFL history during the Super Bowl Era (since 1966). In Super Bowl LIII, Brady started in his ninth Super Bowl, while no other team has ever played in more than eight.

MOST CONFERENCE CHAMPIONSHIPS BY A STARTING QUARTERBACK IN SUPER BOWL ERA

| STARTING QB | TEAM(S) | # | SEASONS | SUPER BOWL APPEARANCES |
|--------------------|---------------|---|--------------------------------|--|
| Tom Brady | New England | 9 | 2001, 03-04, 07, 11, 14, 16-18 | XXXVI, XXXVIII, XXXIX, XLII, XLVI, XLIX, LI, LII, LIII |
| John Elway | Denver | 5 | 1986, 87, 89, 97-98 | XXI, XXII, XXIV, XXXII, XXXIII |
| Terry Bradshaw | Pittsburgh | 4 | 1974-75, 78-79 | IX, X, XIII, XIV |
| Jim Kelly | Buffalo | 4 | 1990-93 | XXV, XXVI, XXVII, XXVIII |
| Joe Montana | San Francisco | 4 | 1981, 84, 88-89 | XVI, XIX, XXIII, XXIV |
| Roger Staubach | Dallas | 4 | 1971, 75, 77-78 | VI, X, XII, XIII |
| Peyton Manning | IND/DEN | 4 | 2006, 09, 13, 15 | XLI, XLIV, XLVIII, 50 |
| Troy Aikman | Dallas | 3 | 1992-93, 95 | XXXVII, XXXVIII, XXX |
| Bob Griese | Miami | 3 | 1971-73 | VI, VII, VIII |
| Ben Roethlisberger | Pittsburgh | 3 | 2005, 08, 10 | XL, XLIII, XLV |
| Fran Tarkenton | Minnesota | 3 | 1973-74, 76 | VII, IX, XI |
| Kurt Warner | STL/ARZ | 3 | 1999, 2001, 08 | XXXIV, XXXVI, XLIII |

SUPER COMBINATION

New England head coach Bill Belichick and quarterback Tom Brady won their ninth conference championship together in 2018. Three other coach/quarterback duos have qualified for four Super Bowls - Dallas' Tom Landry and Roger Staubach; Buffalo's Marv Levy and Jim Kelly; and Pittsburgh's Chuck Noll and Terry Bradshaw.

MOST CONFERENCE CHAMPIONSHIPS BY A HEAD COACH-QUARTERBACK TANDEM

| Quarterback | Head Coach | Team | Conf. Titles | SB Wins |
|----------------|----------------|-------------|--------------|---------|
| Tom Brady | Bill Belichick | New England | 9 | 6 |
| Terry Bradshaw | Chuck Noll | Pittsburgh | 4 | 4 |
| Roger Staubach | Tom Landry | Dallas | 4 | 2 |
| Jim Kelly | Marv Levy | Buffalo | 4 | 0 |

DIVISION TITLES

Tom Brady added to his NFL record with his 16th division championship in 2018. Peyton Manning has the second-most with 12 division titles.

16

| Quarterback | Division Titles |
|---------------------|-----------------|
| Tom Brady..... | 16 |
| Peyton Manning..... | 12 |
| Joe Montana..... | 9 |
| Brett Favre..... | 8 |
| Terry Bradshaw..... | 7 |
| John Elway..... | 7 |

MOST CONSECUTIVE DIVISION TITLES

Tom Brady extended an NFL record by leading the Patriots to their 10th straight division title in 2018.

MOST CONSECUTIVE DIVISION TITLES

| Player | Team | Consec. Division Titles |
|---------------------|------------------|-------------------------|
| Tom Brady..... | New England..... | 10 (2009-18) |
| Terry Bradshaw..... | Pittsburgh..... | 6 (1974-79) |
| Fran Tarkenton..... | Minnesota..... | 6 (1973-78) |

CONSECUTIVE COMPLETIONS IN SB HISTORY

In Super Bowl XLVI, Brady completed a record 16 straight passes to set a new Super Bowl record. The previous record was held by Joe Montana, who had 13 straight completions in Super Bowl XXIV.

RECORD 13TH CONFERENCE CHAMPIONSHIP APPEARANCE

Tom Brady extended his NFL-record to 13 conference championship game appearances in 2018. Gene Upshaw and George Blanda are second after playing in 10 conference championship games. Since 1970, there are only four other quarterbacks who have started at least six conference championship games: Joe Montana (7), John Elway (6), Roger Staubach (6) and Terry Bradshaw (6).

POSTSEASON GAMES RECORD

Tom Brady has competed in 40 postseason games, most in NFL history. Brady has won 30 of those playoff games. He has more postseason wins than the next NFL quarterback has postseason appearances.

MOST POSTSEASON GAMES IN NFL HISTORY

| Player | Team(s) | Postseason Games |
|-----------------------|------------------|------------------|
| Tom Brady..... | New England..... | 40 |
| Adam Vinatieri..... | NE/IND..... | 32 |
| Jerry Rice..... | SF/OAK/SEA..... | 29 |
| Stephen Gostkowski... | New England..... | 28 |
| D.D. Lewis..... | Dallas..... | 27 |
| Peyton Manning..... | IND/DEN..... | 27 |

GOOD THINGS COME IN THREES

Tom Brady has 11 career playoff games with three or more touchdowns, the most in the Super Bowl era. New England is 10-1 in those games.

MOST 3-TOUCHDOWN PASS PLAYOFF GAMES


| | |
|---------------------|----|
| Tom Brady..... | 11 |
| Joe Montana..... | 9 |
| Aaron Rodgers..... | 7 |
| Peyton Manning..... | 6 |
| Brett Favre..... | 6 |

RB BRANDON BOLDEN

BOLDEN BLOCKS THIRD CAREER PUNT

Bolden blocked a punt against the Giants (10/10) that was returned 6 yards for a touchdown by DL Chase Winovich. It marked Bolden's third career blocked punt. He blocked his first punt at San Diego on Dec. 7, 2014. Last season on Nov. 11, 2018, at Green Bay he blocked a punt while playing for Miami.

WR JULIAN EDELMAN



WHAT TO WATCH FOR IN 2019

- WR Julian Edelman enters 2019 second in NFL history with 115 postseason receptions, behind only Jerry Rice (151).
- Edelman is one of 15 NFL players with at least 1,000 career postseason receiving yards and his 1,412 postseason receiving yards are second all-time, behind the 2,245 postseason receiving yards by Jerry Rice.

- Edelman enters the 2019 season with six postseason 100-yard receiving games, the most in New England history

and tied with Michael Irvin for second all-time, behind the eight 100-yard games by Jerry Rice.

- Edelman enters the 2019 season tied for first with Troy Brown with eight punt returns in Super Bowl history.
- Edelman enters the 2019 season third all-time with 69 punt return yards in Super Bowl history, trailing only the 95 yards by John Taylor and 90 yards by Desmond Howard.
- Edelman enters the 2019 season with 1,986 punt return yards, third in team history to the 2,625 by Troy Brown and 2,055 by Irving Fryar. Edelman needs 14 punt return yards to become the third Patriots player with 2,000 punt return yards.

2019 ACCOMPLISHMENTS

- Edelman (544) became the fifth Patriots player to reach 500 career receptions with his 9-yard reception from QB Tom Brady in the season-opening win over Pittsburgh on Sept. 8. He moved past TE Rob Gronkowski at Washington (10/6) and Stanley Morgan vs. N.Y. Giants (10/10) for the third-most receptions in team history.

MOST RECEPTIONS IN PATRIOTS HISTORY (REGULAR SEASON)

| Player | Receptions |
|----------------------------|------------|
| Wes Welker..... | 672 |
| Troy Brown..... | 557 |
| Julian Edelman..... | 544 |
| Stanley Morgan..... | 534 |
| Rob Gronkowski..... | 521 |

- Edelman (5,886) moved past Ben Coates (5,471) into sixth place on the Patriots all-time receiving chart vs. Pittsburgh (9/8) and moved past Irving Fryar into fifth place vs. N.Y. Giants (10/10).

MOST RECEIVING YARDS IN PATRIOTS HISTORY (REGULAR SEASON)

| Player | Receiving Yards |
|----------------------------|-----------------|
| Stanley Morgan..... | 10,352 |
| Rob Gronkowski..... | 7,861 |
| Wes Welker..... | 7,459 |
| Troy Brown..... | 6,366 |
| Julian Edelman..... | 5,886 |

- Edelman has moved past Irving Fryar for fifth all-time on the New England all-purpose yards list.

MOST ALL-PURPOSE YARDS IN PATRIOTS HISTORY (REGULAR SEASON)

| Player | All-Purpose Yards |
|----------------------------|-------------------|
| Kevin Faulk..... | 12,339 |
| Stanley Morgan..... | 11,468 |
| Troy Brown..... | 11,106 |
| Wes Welker..... | 9,070 |
| Julian Edelman..... | 8,913 |

VERY RECEPTIVE

Julian Edelman has averaged 6.4 receptions per game since 2013, fourth-highest average in the NFL over that span.

| Player | Team(s) | Receptions Per Game |
|----------------------------|------------------------|---------------------|
| Antonio Brown..... | Pittsburgh/New England | 7.4 |
| Michael Thomas..... | New Orleans | 7.1 |
| Julio Jones..... | Atlanta | 6.8 |
| Julian Edelman..... | New England | 6.4 |
| Odell Beckham Jr..... | N.Y. Giants/Cleveland | 6.4 |
| Keenan Allen..... | L.A. Chargers | 6.0 |
| Jarvis Landry..... | Miami/Cleveland | 5.9 |

EDELMAN ECLIPSES 1,000 YARDS

Edelman finished 2016 with 1,106 receiving yards. He became the 10th Patriots player to register a 1,000-yard season in 2013.

1,000-YARD RECEIVING SEASONS IN PATRIOTS HISTORY

| Player | Season | Yards |
|----------------------------|------------------|--------------|
| Wes Welker..... | 2011..... | 1,569 |
| Randy Moss..... | 2007..... | 1,493 |
| Stanley Morgan..... | 1985..... | 1,491 |
| Wes Welker..... | 2012..... | 1,354 |
| Wes Welker..... | 2009..... | 1,348 |
| Rob Gronkowski..... | 2011..... | 1,327 |
| Randy Moss..... | 2009..... | 1,264 |
| Troy Brown..... | 2001..... | 1,199 |
| Rob Gronkowski..... | 2015..... | 1,176 |
| Wes Welker..... | 2007..... | 1,175 |
| Ben Coates..... | 1994..... | 1,174 |
| Wes Welker..... | 2008..... | 1,165 |
| Terry Glenn..... | 1999..... | 1,147 |
| Terry Glenn..... | 1996..... | 1,132 |
| Rob Gronkowski..... | 2014..... | 1,124 |
| Julian Edelman..... | 2016..... | 1,106 |
| Rob Gronkowski..... | 2017..... | 1,084 |
| Brandin Cooks..... | 2017..... | 1,082 |
| Julian Edelman..... | 2013..... | 1,056 |
| Stanley Morgan..... | 1981..... | 1,029 |
| Irving Fryar..... | 1991..... | 1,014 |
| Harold Jackson..... | 1979..... | 1,013 |
| Randy Moss..... | 2008..... | 1,008 |
| Stanley Morgan..... | 1979..... | 1,002 |

TWO 1,000-YARD RECEIVING SEASONS

Edelman had his second career 1,000-yard receiving season in 2016 after setting a single-season best with 1,106 yards. He joined Wes Welker (5), Rob Gronkowski (3), Randy Moss (3), Stanley Morgan (3) and Terry Glenn (2) as the only Patriots with at least two 1,000-yard seasons.

MOST 1,000 YARD SEASON/PATRIOTS HISTORY

| | |
|----------------------------|----------|
| Wes Welker..... | 5 |
| Rob Gronkowski..... | 4 |
| Stanley Morgan..... | 3 |
| Randy Moss..... | 3 |
| Julian Edelman..... | 2 |
| Terry Glenn..... | 2 |

CHIPPING IN WITH VERSATILITY

Edelman had 37 yards passing, 28 yards rushing and 71 yards receiving in a victory over Green Bay on Nov. 4, 2018. He was also a triple threat on offense vs. Pittsburgh (9/8/19) with 32 yards passing, 8 yards rushing and 83 yards receiving. The last Patriot to accomplish the feat was David Patten in Indianapolis on Oct. 21, 2001, with 60 yards passing, 29 yards rushing and 117 yards receiving.

PATRIOTS OFFENSIVE NOTES

EDELMAN IN A RUSH

Edelman has 53 rushing attempts for 393 yards, the most rushing attempts and rushing yards by a Patriots wide receiver in team history.

MOST RUSHING ATTEMPTS & RUSHING YARDS BY A PATRIOTS WIDE RECEIVER

| Player | Rush Attempts | Player | Rushing Yards |
|----------------------------|---------------|----------------------------|---------------|
| Julian Edelman | 53 | Julian Edelman | 393 |
| Cordarrelle Patterson..... | 42 | Darryl Stingley | 244 |
| Irving Fryar..... | 35 | Cordarrelle Patterson..... | 228 |
| Troy Brown..... | 29 | Irving Fryar..... | 188 |
| Darryl Stingley | 28 | Troy Brown..... | 178 |

ANOTHER TEAM RECORD

Edelman had a 47-yard run vs. Indianapolis (11/18/12). It is the longest run by a Patriots receiver, topping Troy Brown's 35-yard run vs. Tampa Bay on (09/03/00) and Terry Glenn's 35-yarder vs. Kansas City (12/04/00).

RECORD RETURNER

Edelman set a franchise record with his fourth career punt return for a touchdown when he returned a punt 84 yards for a touchdown vs. Denver on Nov. 2, 2014. He also set a franchise record with a 94-yard punt return for a touchdown vs. Miami (01/02/11). The previous longest punt return was an 89-yard touchdown return by Mike Haynes vs. Buffalo (11/07/76). Edelman also returned punts for touchdowns vs. Kansas City (11/21/11 - 72 yards) and vs. Indianapolis (11/18/12 - 68 yards).

MOST PUNT RETURN TOUCHDOWNS/PATRIOTS CAREER

| Player | Punt Return TDs |
|----------------------|-----------------|
| Julian Edelman | 4 |
| Troy Brown | 3 |
| Irving Fryar | 3 |
| Mike Haynes | 2 |

MOST PUNT RETURN TOUCHDOWNS IN THE NFL SINCE 2010

| Player | Team(s) | Punt Return TDs |
|-----------------------|------------------------------|-----------------|
| Devin Hester..... | CHI/ATL/BAL..... | 7 |
| Marcus Sherels | Minnesota | 5 |
| Darren Sproles..... | SD/NO/PHI | 5 |
| Julian Edelman..... | New England | 4 |
| Travis Benjamin..... | CLE/SD/LAC | 4 |
| Antonio Brown | Pittsburgh/New England | 4 |
| Patrick Peterson..... | Arizona..... | 4 |
| Tyreek Hill | Kansas City | 4 |
| Dwayne Harris..... | DAL/NYG/OAK | 4 |

NOT YOUR AVERAGE RETURNER

Edelman has returned 177 punts for 1,986 yards during his career and is third in team history and tied for 17th in NFL history with an 11.2-yard average.

HIGHEST PUNT RETURN AVERAGE, PATRIOTS CAREER (MINIMUM 20 RETURNS)

| Player | Years | Returns | Yards | Average |
|----------------|--------------|---------|-------|---------|
| Mack Herron | 1973-75 | 74 | 888 | 12.0 |
| Carl Garrett | 1969-72 | 43 | 487 | 11.3 |
| Julian Edelman | 2009-present | 177 | 1,986 | 11.2 |
| Wes Welker | 2007-12 | 114 | 1,185 | 10.4 |

EDELMAN'S BIG RETURNS

Edelman owns 13 career punt returns of 30 yards or more.

MOST 30-YARD PUNT RETURNS IN PATRIOTS HISTORY

| | |
|----------------------|----|
| Troy Brown | 14 |
| Julian Edelman | 13 |
| Irving Fryar | 13 |
| Mike Haynes | 13 |

BEST PUNT RETURN AVERAGE IN A SEASON

Edelman has the two best punt return averages in a single season in New England history. In 2010, Edelman led the AFC and finished second in the NFL with a 15.3 punt return average. In 2015, he set a career-high with a 15.5 average.

PATRIOTS BEST PUNT RETURN AVERAGE/SEASON (MINIMUM 15 RETURNS)

| Player | Year | PR Avg. |
|----------------------|------------|---------|
| Julian Edelman | 2012..... | 15.5 |
| Julian Edelman | 2010 | 15.3 |
| Mack Herron | 1974..... | 14.8 |
| Troy Brown..... | 2001..... | 14.2 |

RETURNS PILING UP

Edelman is third in team history with 177 punt returns and 1,986 return yards.

MOST PUNT RETURNS IN PATRIOTS HISTORY

| | |
|----------------------|-----|
| Troy Brown | 252 |
| Irving Fryar | 206 |
| Julian Edelman | 177 |
| David Meggett..... | 142 |
| Wes Welker | 114 |
| Mike Haynes | 111 |

MOST PUNT RETURN YARDS IN PATRIOTS HISTORY

| | |
|----------------------|-------|
| Troy Brown | 2,625 |
| Irving Fryar | 2,055 |
| Julian Edelman | 1,986 |
| David Meggett..... | 1,438 |
| Wes Welker | 1,185 |

FROM STANDOUT QB TO WR

Edelman began his college football career with a year at the College of San Mateo (Calif.) before transferring to Kent State, where as a senior, he completed 56 percent of his passes (153-of-275 for 1,820 yards) with 13 touchdowns. He was also team's the rusher, gaining 1,551 yards on 215 attempts (an average of 7.5 yards per carry) and scoring 13 touchdowns. His offensive numbers broke Kent State's single-season record for total offense set by Joshua Cribbs in 2003.

Said head coach Bill Belichick on the versatility of Edelman: "He played the quarterback position in college at Kent State and all the positions really that he's played in the NFL – covering kicks, returning kicks, slot receiver, outside receiver, slot defender – he didn't do any of those things in college. I think that really speaks to his versatility and how much he's grown as a player and how many things he's learned how to do that he really didn't have much experience with in college. I'd say that's pretty unusual, especially to be as competent in them as he is."

FATHERLY ADVICE

If there is one thing Julian Edelman has never lacked, it's athletic ability. A dual-threat quarterback at Kent State and former baseball standout in high school, Edelman once wowed Toronto Blue Jays players with his impressive footwork while fielding ground balls in an appearance at batting practice in 2011.

This natural ability may have been overlooked by NFL scouts, who let him fall to the Patriots in the seventh round of the 2009 NFL Draft. Edelman remains focused on the lessons his father, Frank Edelman, taught him at a young age. "I'm still constantly trying to learn," Edelman told the *Boston Herald*. "My dad always put it in my head, when you're green, you're growing, when you're ripe, you're lost. When you're done learning, you're done."



EDELMAN PLAYOFF NOTES

SUPER BOWL MVP

Edelman was named Super Bowl MVP after finishing with 10 receptions for 141 yards in Super Bowl LIII vs. L.A. Rams. He became the seventh wide receiver to win Super Bowl MVP honors and the second Patriots wide receiver to win the award. Deion Branch was named MVP for his performance in Super Bowl XXXIX.

INCHING CLOSER TO THE TOP

Edelman ranks second all-time in NFL postseason history with 115 receptions. He also ranks second all-time in postseason receiving yards and is one of 15 players with at least 1,000 career postseason receiving yards. He is the Patriots all-time playoff leader with 115 receptions and 1,412 receiving yards.

MOST POSTSEASON RECEPTIONS IN NFL HISTORY

| | |
|----------------------------|------------|
| Jerry Rice | 151 |
| Julian Edelman..... | 115 |
| Reggie Wayne..... | 93 |
| Hines Ward..... | 88 |
| Wes Welker..... | 88 |

MOST POSTSEASON RECEIVING YARDS IN NFL HISTORY

| | |
|----------------------------|--------------|
| Jerry Rice | 2,245 |
| Julian Edelman..... | 1,412 |
| Michael Irvin | 1,315 |
| Cliff Branch..... | 1,289 |
| Reggie Wayne..... | 1,254 |

MOST POSTSEASON RECEPTIONS & RECEIVING YARDS IN PATRIOTS HISTORY

| Player | Rec. |
|-----------------------------|-------------|
| Julian Edelman | 115 |
| Rob Gronkowski | 81 |
| Wes Welker..... | 69 |
| Troy Brown..... | 58 |
| Danny Amendola | 57 |

| Player | Rec. Yds. |
|-----------------------------|------------------|
| Julian Edelman | 1,412 |
| Rob Gronkowski | 1,163 |
| Deion Branch..... | 852 |
| Danny Amendola | 709 |
| Troy Brown..... | 694 |

CAREER PERFORMANCES

WR Julian Edelman now has six 100-yard playoff receiving games, including two in the Super Bowl. He is now tied with Michael Irvin with six 100-yard postseason games, behind only the eight by Jerry Rice.

MOST 100-YARD RECEIVING GAMES IN PLAYOFF HISTORY

- 8 Jerry Rice – 29 postseason games played
- 6 Julian Edelman – 18 postseason games played**
- 6 Michael Irvin – 16 postseason games played
- 5 John Stallworth – 18 postseason games played
- 5 Andre Reed – 21 postseason games played
- 5 Hines Ward – 18 postseason games played
- 5 Larry Fitzgerald – 9 postseason games played
- 5 Antonio Brown – 10 postseason games played

MOST 100-YARD RECEIVING GAMES IN PATRIOTS PLAYOFF HISTORY

| Player | 100-Yd. Games |
|----------------------------|----------------------|
| Julian Edelman..... | 6 |
| Rob Gronkowski | 4 |
| Deion Branch..... | 4 |
| Wes Welker..... | 3 |

MANY PLAYOFF RETURNS

Edelman is the NFL's all-time postseason leader with 443 career punt return yards in the playoffs. He is also first with 39 punt returns. Additionally, Edelman is tied with Troy Brown for most punt returns in Super Bowl history with eight and ranks third with 69 punt return yards.

MOST PLAYOFF PUNT RETURNS & YARDS IN NFL HISTORY

| Player | Punt Returns |
|-----------------------------|---------------------|
| Julian Edelman | 39 |
| Dave Meggett | 34 |
| Brian Mitchell | 34 |
| Troy Brown..... | 33 |

| Player | Punt Return Yds. |
|-----------------------------|-------------------------|
| Julian Edelman | 443 |
| Brian Mitchell | 339 |
| Troy Brown..... | 315 |

MOST SUPER BOWL PUNT RETURNS & YARDS IN NFL HISTORY

| Player | Punt Returns |
|-----------------------------|---------------------|
| Julian Edelman | 8 |
| Troy Brown..... | 8 |

| Player | Punt Return Yds. |
|-----------------------------|-------------------------|
| John Taylor | 94 |
| Desmond Howard..... | 90 |
| Julian Edelman | 69 |

G TED KARRAS

SCHOOL'S NOT OUT

Although he already owns a bachelor's degree in communications and a master's degree in recreation, sport and tourism from his time at the University of Illinois, Ted Karras hasn't completely given up his notebook for an NFL playbook. Along with teammate Joe Thuney, Karras is pursuing his MBA from Indiana University thanks to an NFLPA program that provides tuition assistance for players while navigating a busy NFL schedule.

"It just seems to be that everyone keeps wanting to pay for my school, so I'm not going to turn it down," Karras told the Boston Globe.

Karras and Thuney began their MBA pursuit two weeks after the Patriots' Super Bowl LI victory by taking online classes and Skyping with professors from Indiana University's Kelley School of Business up until training camp. They continued their classes in the 2018 offseason.

OL SHAQ MASON

A FAMOUS NAMESAKE

A noted sports fan and basketball enthusiast, Shaq's mother, Alicia McGuire, named him Shaquille Olajuwon Mason in 1993 after her two favorite NBA stars at the time, Shaquille O'Neal and Hakeem Olajuwon. The Tennessee native had the opportunity to meet one of his namesakes at a Memphis Grizzlies game while O'Neal was a member of the Miami Heat, receiving a special meet-and-greet and having his jersey signed.



PATRIOTS OFFENSIVE NOTES

RB SONY MICHEL

WHAT TO WATCH FOR IN 2019

- Sony Michel looks to become the first Patriots drafted running back to rush for 1,000 yards since Stevan Ridley in 2012.

ROOKIE RUSHING SURGE

RB Sony Michel finished his rookie season with 931 yards rushing. It is the most by a rookie running back under Bill Belichick, surpassing the 745 rushing yards by Lawrence Maroney as a rookie in 2006.

PATRIOTS ROOKIE IN A RUSH

Michel had four 100-yard rushing games in 2018, including a season-high of 133 at the N.Y. Jets on Nov. 25, 2018.

MOST 100-YD RUSH GAMES BY A PATRIOTS ROOKIE

| Player | Season | 100-Yd. Games |
|--------------------|-------------|-------------------------------|
| Curtis Martin | 1995 | 9 (Weeks 1, 8, 10-11, 13-17) |
| John Stephens | 1988 | 5 (Weeks 8-10, 14, 16) |
| Sony Michel | 2018 | 4 (Weeks 4, 6, 12, 16) |
| Robert Edwards | 1998 | 4 (Weeks 6-7, 15-16) |

SONY SETS ROOKIE PLAYOFF TD MARK

Michel set the NFL postseason record for most rushing touchdowns by a rookie in a single postseason with six. He finished second behind Terrell Davis (8) for most rushing touchdowns in a single season.

MOST POSTSEASON RUSH TDS BY A ROOKIE

| Player | Team | Season | Rush TDs |
|--------------------|--------------------|-------------|----------|
| Sony Michel | New England | 2018 | 6 |
| Leonard Fournette | Jacksonville | 2017 | 4 |
| Jamal Lewis | Baltimore | 2000 | 4 |
| William Floyd | San Francisco | 1994 | 4 |
| Tony Dorsett | Dallas | 1977 | 4 |
| Norm Standlee | Chicago | 1977 | 4 |

MOST RUSH TDS IN A SINGLE POSTSEASON

| Player | Team | Season | Rush TDs |
|--------------------|--------------------|-------------|----------|
| Terrell Davis | Denver | 1997 | 8 |
| Sony Michel | New England | 2018 | 6 |
| Larry Csonka | Miami | 1973 | 6 |
| Franco Harris | Pittsburgh | 1974 | 6 |
| John Riggins | Washington | 1983 | 6 |
| Gerald Riggs | Washington | 1991 | 6 |
| Emmitt Smith | Dallas | 1995 | 6 |
| Ricky Watters | San Francisco | 1993 | 6 |

WR MATTHEW SLATER



WHAT TO WATCH FOR IN 2019

- With a Pro Bowl invitation in 2019, Matthew Slater will pass Steve Tasker for most special teams Pro Bowl honors with 8.

LIKE FATHER LIKE SON

Slater is one of 10 sons of Hall of Fame members to be drafted in NFL history.

HALL OF FAME FATHERS WITH SONS DRAFTED IN THE NFL

- Jackie Slater (class of 2001) – son, Matthew Slater (NE)
- Bobby Bell (class of 1983) – son, Bobby Bell (NYJ)
- Tony Dorsett (class of 1994) – son, Anthony Dorsett (HOU)
- Bob Griese (class of 1990) – son, Brian Griese (DEN)
- Russ Grimm (class of 2010) – son, Cody Grimm (TB)
- Howie Long (class of 2000) – sons Chris Long (STL) and Kyle Long (CHI)
- Bruce Matthews (class of 2007) – son, Jake Matthews (ATL)
- Don Shula (class of 1997) – son, Mike Shula (TB)
- Kellen Winslow (class of 1995) – son, Kellen Winslow (CLE)

PRO BOWL RECORD



Slater has earned seven Pro Bowl invitations (2011-17) as a special teams player to match Steve Tasker (1987, 1990-95) for the most special teams Pro Bowl honors in NFL history. Slater is the only special teams player to earn seven consecutive Pro Bowls.

ALL-STAR COMBINATION

Slater was voted to the Pro Bowl for seven straight seasons, matching the seven that his father was voted to with the L.A. Rams. The Slater family's 14 combined Pro Bowls are the second-most among father-son contingents to have been voted to at least one Pro Bowl each.

MOST FATHER AND SON PRO BOWL SELECTIONS

| Players | Pro Bowls |
|--|-----------|
| Archie (2), Peyton (14) and Eli Manning (4)..... | 20 |
| Jackie (7) and Matthew Slater (7)..... | 14 |

ELECTED TEAM LEADER

Patriots wide receiver Matthew Slater was named to seven straight Pro Bowls (2011-17) for his special teams work, but perhaps more revealing of his value to New England is the fact that he was elected a captain by his teammates for the ninth straight season in 2019.

The special teams ace shared what it means to be a captain with high school football players in a story published by *The Boston Globe*. "I think first and foremost, you have to be able to put others before yourself. Being a captain and leadership is about serving, and to me, that means a great deal of sacrifice – putting aside personal agendas for the greater common goal. Leadership is equated with sacrifice. I think you have to be willing to do whatever it takes for the unit to succeed. I think you need to lead by example. A lot of times, it's about what you do, not what you say."

SLATER'S EMERGENCE WAS SPECIAL

Bill Belichick acknowledged Matthew Slater's role as a gunner on special teams: "Matt is one of the best in the league," Belichick said. "Any time the punt return team has to double somebody, that makes it one less guy they can use somewhere else in the return. He almost always draws two guys out there unless they're in an eight-man rush. Most of the time, there's two guys out there – fourth-and-short, where they're trying to protect the box – but he draws a lot of double teams, and deservedly so. He does an outstanding job of covering punts."

SLATER SCORES FIRST CAREER TOUCHDOWN

On Nov. 10, 2007, in the third quarter of UCLA's 24-20 loss to Arizona State, Matthew Slater returned a kickoff 89 yards for the final touchdown of his collegiate career. In Patriots 16-10 win over Buffalo on Sept. 29, 2019, DB J.C. Jackson blocked a punt, which Slater returned 11 yards for his first NFL touchdown, nearly 12 years after his last touchdown.

OL JOE THUNEY

SUPER BOWL RECORD SETTER

OL Joe Thuney became the first player in NFL history to start in the Super Bowl in each of his first three seasons in the NFL.

BACK TO SCHOOL

Along with teammate Ted Karras, Joe Thuney has taken advantage of an NFLPA program that assists its players in earning college degrees. After earning his degree in accounting while also studying international studies at N.C. State, Thuney is now pursuing his MBA through Indiana University's Kelley School of Business.



PATRIOTS OFFENSIVE NOTES

RB JAMES WHITE

WHAT TO WATCH FOR IN 2019

- James White has 20 career touchdown receptions, second in Patriots all-time history among running backs behind the 26 by Larry Garron.
- White is third among all Patriots running backs with 2,447 career receiving yards, behind Kevin Faulk (3,701) and Larry Garron (2,502). He needs 55 yards to move into second place on the Patriots all-time list.

2019 ACCOMPLISHMENTS

- White became the third running back in NFL history to reach 20 touchdown receptions in his first six seasons with after a 10-yard TD catch at Miami (9/22/19), joining Chuck Foreman (23) and Brian Westbrook (23).
- White has 286 career receptions and moved past Tony Collins (261) into second place in Patriots history among running backs at Buffalo (9/29), behind the 431 by Kevin Faulk.

MOST RECEIVING TDS BY A RB IN FIRST SIX SEASONS

| Player | Team | Receiving TDs |
|-----------------|--------------|---------------|
| Chuck Foreman | Minnesota | 23 |
| Brain Westbrook | Philadelphia | 23 |
| James White | New England | 20 |

WHITE ADDS UP TD CATCHES

RB James White has the most touchdown receptions by a running back in the NFL since 2015.

RBS WITH THE MOST RECEIVING TDS SINCE 2015

| Player | Team | TDs |
|---------------------|-----------------------|-----|
| James White | New England | 20 |
| David Johnson | Arizona | 14 |
| Christian McCaffrey | Carolina | 13 |
| Todd Gurley | Los Angeles Rams | 11 |
| Tevin Coleman | Atlanta/San Francisco | 11 |

PROLIFIC SCORING PACE

RB James White caught a touchdown pass in the 2018 regular-season finale vs. NY Jets (12/30/18) for his seventh touchdown reception of the season, tying RB Larry Garron (7 in 1964) for the most touchdown receptions by a Patriots running back in a single season.

SINGLE-SEASON RB TD RECEPTIONS IN PATRIOTS HISTORY

| Player | Year | Receiving TDs |
|--------------|------|---------------|
| James White | 2018 | 7 |
| Larry Garron | 1964 | 7 |
| Billy Lott | 1961 | 6 |

White has 20 receiving touchdowns in his career, second all-time among Patriots running backs. His 286 receptions rank second and receiving yards rank third in team history at his position.

RB TD RECEPTIONS IN PATRIOTS HISTORY

| Player | Seasons | Receiving TDs |
|--------------|--------------|---------------|
| Larry Garron | 1960-68 | 26 |
| James White | 2014-present | 20 |
| Kevin Faulk | 1999-2011 | 15 |

RB RECEPTIONS IN PATRIOTS HISTORY

| Player | Seasons | Receptions |
|----------------|--------------|------------|
| Kevin Faulk | 1999-2011 | 431 |
| James White | 2014-present | 286 |
| Tony Collins | 1981-87 | 261 |
| Sam Cunningham | 1973-82 | 210 |

RB RECEIVING YARDS IN PATRIOTS HISTORY

| Player | Seasons | Receiving Yards |
|--------------|--------------|-----------------|
| Kevin Faulk | 1999-2011 | 3,701 |
| Larry Garron | 1960-68 | 2,502 |
| James White | 2014-present | 2,447 |
| Tony Collins | 1981-87 | 2,356 |

COPIOUS CATCHES

White ranks first in the NFL for receptions and receiving yards by a running back since 2015.

RB RECEPTIONS SINCE 2015

| Player | Team | Receptions |
|---------------------|----------------------|------------|
| James White | New England | 281 |
| Duke Johnson Jr. | Cleveland/Houston | 248 |
| Theo Riddick | Detroit/Denver | 247 |
| Christian McCaffrey | Carolina | 222 |
| Le'Veon Bell | Pittsburgh/N.Y. Jets | 213 |

OFF AND RUNNING

White has the most receiving yards by a running back since 2015.

RB RECEIVING YARDS SINCE 2015

| Player | Team | Receiving Yds |
|------------------|-------------------|---------------|
| James White | New England | 2,424 |
| Duke Johnson Jr. | Cleveland/Houston | 2,297 |
| David Johnson | Arizona | 2,164 |

RECORD-SETTING SEASON

White had 87 receptions in 2018, a new team record for a running back in a single season. He finished third in the NFL among running backs for receptions and second in receiving yards last year.

MOST RECEPTIONS IN A SEASON BY A PATRIOTS RB

| Player | Year | Receptions |
|----------------|------|------------|
| James White | 2018 | 87 |
| Tony Collins | 1986 | 77 |
| Leroy Thompson | 1994 | 65 |
| James White | 2016 | 60 |
| Kevin Faulk | 2008 | 58 |
| James White | 2017 | 56 |



PATRIOTS OFFENSIVE NOTES

White had a career-best 751 receiving yards in 2018, the team record for a single season by a running back.

MOST RECEIVING YARDS IN A SEASON BY A PATRIOTS RB

| Player | Year | Receiving Yards |
|--------------|------|-----------------|
| James White | 2018 | 751 |
| Tony Collins | 1986 | 684 |
| James White | 2016 | 551 |

WHITE JOINS EXCLUSIVE GROUP

RB James White is the fourth running back in the Super Bowl era with 750 receiving yards and seven receiving touchdowns in a season, joining Gary Anderson (1986), Larry Centers (1996) and Marshall Faulk (2000 and 2001). White finished with 751 yards receiving and seven touchdown receptions in 2018.

WHITE HAS CAREER DAY

White set career regular-season highs with 10 receptions and 115 receiving yards vs. Philadelphia (12/06/15). He is the only Patriots running back with four games with 10 or more receptions.

MOST RECEIVING YARDS IN A GAME BY A RUNNING BACK IN PATRIOTS HISTORY

| Player | Date | Opponent | Yds |
|--------------|----------|--------------|-----|
| Shane Vereen | 12/08/13 | Cleveland | 153 |
| Dick Christy | 11/04/60 | Oakland | 124 |
| Joe Johnson | 11/25/60 | Houston | 123 |
| James White | 12/06/15 | Philadelphia | 115 |
| Larry Garron | 12/11/66 | Houston | 113 |

MOST RECEPTIONS IN A GAME BY A RUNNING BACK IN PATRIOTS HISTORY

| Player | Date | Opponent | Rec |
|----------------|----------|--------------|-----|
| Shane Vereen | 12/08/13 | Cleveland | 12 |
| Tony Collins | 11/29/87 | Philadelphia | 11 |
| Kevin Faulk | 09/03/20 | Tampa Bay | 11 |
| Leroy Thompson | 11/13/94 | Minnesota | 11 |
| James White | 10/29/18 | Buffalo | 10 |
| James White | 10/04/18 | Indianapolis | 10 |
| James White | 10/01/17 | Carolina | 10 |
| James White | 12/06/15 | Philadelphia | 10 |
| Tony Collins | 11/16/86 | L.A. Raiders | 10 |

WHITE PLAYOFF NOTES

SUPER BOWL RECORD SETTER

White set a Super Bowl record with 14 receptions for 110 yards in Super Bowl LI.

MOST RECEPTIONS IN A SUPER BOWL

| Player | Team | SB | Opponent | Rec. |
|------------------|---------------|-------|---------------|------|
| James White | New England | LI | Atlanta | 14 |
| Demaryius Thomas | Denver | XLVII | Seattle | 13 |
| Dan Ross | Cincinnati | XVI | San Francisco | 11 |
| Jerry Rice | San Francisco | XXIX | San Diego | 11 |
| Wes Welker | New England | XLII | N.Y. Giants | 11 |
| Shane Vereen | New England | XLIX | Seattle | 11 |

White also set a Super Bowl record by scoring 20 points with two rushing touchdowns, one touchdown reception and one two-point conversion.

MOST POINTS SCORED IN A SUPER BOWL

| Player | Team | SB | Opponent | Points |
|---------------|---------------|-------|-----------|--------|
| James White | New England | LI | Atlanta | 20 |
| Roger Craig | San Francisco | XIX | Miami | 18 |
| Jerry Rice | San Francisco | XXIV | Denver | 18 |
| Ricky Watters | San Francisco | XXIX | San Diego | 18 |
| Terrell Davis | Denver | XXXII | Green Bay | 18 |

MOST TOUCHDOWNS IN A SUPER BOWL

| Player | Team | SB | Opponent | TDs |
|---------------|---------------|-------|-----------|--------------------|
| James White | New England | LI | Atlanta | 3 (2 rush, 1 rec.) |
| Roger Craig | San Francisco | XIX | Miami | 3 (2 rec., 1 rush) |
| Jerry Rice | San Francisco | XXIV | Denver | 3 (3 rec.) |
| Ricky Watters | San Francisco | XXIX | San Diego | 3 (2 rec., 1 rush) |
| Terrell Davis | Denver | XXXII | Green Bay | 3 (3 rush) |

WHITE TIES RECEPTIONS RECORD

White's 15 receptions in the 2018 Divisional Playoff win against L.A. Chargers tied Darren Sproles for most catches in a single playoff contest.

MOST RECEPTIONS IN A PLAYOFF GAME

| Player | Team | Rd/Yr | Opponent | Receptions |
|----------------|--------------|--------|---------------|------------|
| James White | New England | Div/18 | L.A. Chargers | 15 |
| Darren Sproles | New Orleans | Div/11 | San Francisco | 15 |
| James White | New England | SB/16 | Atlanta | 14 |
| T.Y. Hilton | Indianapolis | WC/13 | Kansas City | 13 |
| Chad Morton | New Orleans | Div/00 | Minnesota | 13 |
| Shannon Sharpe | Denver | WC/93 | L.A. Raiders | 13 |
| Thurman Thomas | Buffalo | Div/89 | Cleveland | 13 |
| Kellen Winslow | San Diego | Div/81 | Miami | 13 |



PATRIOTS DEFENSIVE NOTES

DL ADAM BUTLER

CAREER-DEFINING CONTEST

Adam Butler arrived at Vanderbilt as an accomplished high school offensive lineman and spent his freshman season redshirting as a backup at center and guard. During his first offseason, Butler entered a rib eating contest, which judges ruled his team had lost. Butler disagreed and began arguing with the judges. Then Commodore defensive coordinator Bob Shoop was in attendance and witnessed Butler's demeanor and was impressed with his competitive attitude. Shoop convinced then head coach James Franklin to ask Butler to transition to defense.

"Coach Franklin brought me into his office and he asked me what I wanted, and I wanted whatever was best for the team," Butler told *The Tennessean*. "Because we were so short on defensive linemen at that time, that's how it happened."

LB JAMIE COLLINS SR.

PATH TO THE NFL

The road to the NFL was anything but easy for linebacker and 2013 second-round draft pick Jamie Collins Sr. The youngest of five siblings growing up in Quentin, Miss., Collins Sr. lost both of his parents when he was six years old and was raised by one of his sisters. Collins Sr. turned to football as an outlet to help him through the tough times.

"It means a lot. It's my living," Collins Sr. told the *Boston Herald*. "It kept me on track." Collins Sr.'s resiliency in dealing with adversity has made a lasting impact on fellow Mississippi native and former Patriots teammate Stevan Ridley, who grew up 30 miles west of Meadville in Natchez, Miss., and got to know Collins through a family friend.

"What I've known about him, he really has been a strong person," Ridley told the *Herald*. "Anybody that's gone through the things that he's gone through and still finds a way to be successful on the football field, you have to be mentally tough. That's what he's kind of done as a teammate here. He's come in here and accepted his role and done a pretty good job as a rookie."

CAREER HIGH FOR COLLINS

Collins Sr. has three interceptions so far in 2019, a single-season career high. He had recorded two interceptions twice in his career (2014 and 2016).

DB NATE EBNER

SPECIAL TEAMS TACKLING MACHINE

DB Nate Ebner led the Patriots in 2018 with 13 special teams tackles. Ebner has now tallied at least 10 special teams tackles every season in his seven-year career, with the exception of 2017 when he was limited to nine games due to injury and finished with eight special teams tackles. He posted a career-high 19 special teams tackles in 2016.

2018 NFL SPECIAL TEAMS TACKLE LEADERS

| Player | Team | Sp. Tms. Tackles |
|-------------------|---------------|------------------|
| Adrian Phillips | L.A. Chargers | 17 |
| Zeke Turner | Arizona | 15 |
| Dwayne Harris | Oakland | 15 |
| Justin Bethel | Atlanta | 14 |
| Jayron Kearse | Minnesota | 14 |
| Nate Ebner | New England | 13 |
| Clayton Fejedelem | Cincinnati | 13 |

CB STEPHON GILMORE

LOCK-DOWN DEFENDER

CB Stephon Gilmore finished second in the NFL with 20 passes defended in 2018, establishing a single-season career-high. His previous best was 18 passes defended in 2015 with Buffalo. He also became the sixth defensive back in team history to post 20 passes defended in a single season.

2018 PASSES DEFENSED LEADERS

| Player | Team | Passes Defensed |
|-----------------|-------------|-----------------|
| Kyle Fuller | Chicago | 21 |
| Stephon Gilmore | New England | 20 |
| Kareem Jackson | Houston | 17 |
| Darius Slay | Detroit | 16 |

MOST PASSES DEFENSED IN A SINGLE SEASON IN PATRIOTS HISTORY

| Player | Passes Defensed |
|------------------------|-----------------|
| Ty Law (1998) | 27 |
| Asante Samuel (2006) | 24 |
| Maurice Hurst (1994) | 23 |
| Ty Law (2003) | 23 |
| Tyrone Poole (2003) | 21 |
| Stephen Gilmore (2018) | 20 |

GILMORE LEARNS FROM PATRIOTS PREDECESSORS

Stephon Gilmore may be one of the best cover corners in football, and recognizes the importance of the history of his position. "I'm a big history person. I like to know my history. I've watched the players who have played the game. I wouldn't be in the position I'm in now without those guys," Gilmore told the *Boston Herald*. As a player who appreciates the history of the game, Gilmore has placed emphasis on building relationships with former Patriots defensive backs and Pro Football Hall of Famers Ty Law and Mike Haynes.

DB DURON HARMON

FOURTH-QUARTER PICKS

Throughout his seven NFL seasons, Duron Harmon has shown a knack for notching late-game interceptions. Of his 20 career picks, 12 have come in the fourth quarter, with six of those occurring during the final two minutes of the game. Harmon leads the NFL in fourth-quarter interceptions since 2013.

FOURTH-QUARTER INTERCEPTIONS

| Date | Opponent | Result |
|-----------|----------------|----------|
| 10/27/13 | vs. Miami | W, 27-17 |
| 11/03/13 | vs. Pittsburgh | W, 55-31 |
| 01/10/15* | vs. Baltimore | W, 35-31 |
| 09/10/15 | vs. Pittsburgh | W, 28-21 |
| 10/29/15 | vs. Miami | W, 36-7 |
| 09/18/16 | vs. Miami | W, 31-24 |
| 01/14/17* | vs. Houston | W, 34-16 |
| 09/24/17 | vs. Houston | W, 36-33 |
| 11/26/17 | vs. Miami | W, 35-17 |
| 12/17/17 | at Pittsburgh | W, 27-24 |
| 12/02/18 | vs. Minnesota | W, 24-10 |
| 12/16/18 | at Pittsburgh | L, 10-17 |

INTERCEPTIONS IN THE FINAL TWO MINUTES OF A GAME

| Date | Opponent | Time Remaining |
|-----------|---------------|----------------|
| 10/27/13 | vs. Miami | 0:55 |
| 01/10/15* | vs. Baltimore | 1:46 |
| 09/18/16 | vs. Miami | 0:09 |
| 09/24/17 | vs. Houston | 0:03 |
| 11/26/17 | vs. Miami | 1:54 |
| 12/17/17 | at Pittsburgh | 0:09 |

* Playoff Game

MOST FOURTH-QUARTER INTERCEPTIONS SINCE 2013 (INCLUDING PLAYOFFS)

| Player | Interceptions |
|-----------------|---------------|
| Duron Harmon | 12 |
| Richard Sherman | 11 |
| Harrison Smith | 10 |



PATRIOTS DEFENSIVE NOTES

HARMON INTERCEPTION NOTES:

- Ten of 17 occurred in the fourth quarter. (13-of-20 including postseason)
- Five of 17 occurred in the final two minutes of the game (6-of-20 including postseason).
- Five of 17 occurred in the end zone (6-of-20 including postseason).
- Nine of 17 occurred inside the Patriots red zone (12-of-20 including postseason).
- Thirteen of 17 occurred inside the Patriots 35-yard line (16-of-20 including postseason).
- Five of 17 have occurred against Miami (4-of-5 against Ryan Tannehill).
- Ten of 17 have occurred against either Miami or Pittsburgh.
- 11 of 17 have occurred at Gillette Stadium (13-of-20 including postseason).



HARMON PICKS ON PITTSBURGH

DB Duron Harmon intercepted two passes against Pittsburgh (12/16/18). Harmon now has five interceptions in six regular-season games against the Steelers, tied for the most interceptions against a single opponent since 2013. He also has five interceptions against Miami since 2013.

MOST INTERCEPTIONS AGAINST A SINGLE OPPONENT (SINCE 2013)

| Player | Opponent | Interceptions |
|---------------------|------------------|---------------|
| Duron Harmon | Pittsburgh | 5 |
| Duron Harmon | Miami | 5 |
| Reggie Nelson | Pittsburgh | 5 |
| *15 tied at 4 | | |

LB DONT'A HIGHTOWER

WEARING BRUSCHI'S JERSEY #54

As a first round draft pick, Dont'a Hightower is used to high expectations. Hightower went to training camp with jersey #45 but was switched to jersey #54 prior to the start of his rookie year in 2012. Former LB Tedy Bruschi wore #54 for 13 seasons.



Hightower understands the importance of the number and hopes to live up to its legacy. "I definitely feel honored to be able to wear this number," Hightower said. "I've read that Tedy didn't want it to be retired and he hoped another linebacker would come in and be able to wear this number and be able to play as well. I feel honored. Tedy was a great player, and he means a lot to this organization. I'm definitely proud to be able to wear this number."

WINNER ON MULTIPLE LEVELS

Dont'a Hightower (three Super Bowl championships and two national titles at Alabama) and Russell Maryland (two national championships at Miami and three Super Bowl Championships with Dallas) are the only two players in NFL history with at least two national championships and two Super Bowl wins.

DB DEVIN MCCOURTY

WHAT TO WATCH FOR IN 2019

- Devin and Jason McCourty and Shaquem and Shaquil Griffin, both sets of twins, are the only NFL teams that feature teammate brothers this season.

2019 ACCOMPLISHMENTS

- McCourty moved past Asante Samuel for sole possession of 10th all-time on the franchise interception list and now has 26 career interceptions.
- McCourty had one interception in each of the first four games of the 2019 season, tying a team record for most consecutive games with at least one interception. Mike Haynes set the original mark with a pick in four straight games in 1976. McCourty is the first player to record an interception in each of his team's first four games of the season since Minnesota's Brian Russell in 2003. McCourty is the first Patriots player to achieve the feat.

MCCOURT-D

DB Devin McCourty's 84-yard interception return for a touchdown in the win at Buffalo on Oct. 29, 2018 was his first career interception returned for a touchdown and the ninth-longest in team history. The pick-six was McCourty's second career score. His first touchdown came on a 104-yard kickoff return vs. the New York Jets on Oct. 21, 2012.

DOUBLE TROUBLE

After being selected by the Patriots in the first round of the 2010 NFL Draft, CB Devin McCourty became part of a select group in league history. McCourty's identical twin brother, Jason, joined the Patriots last year. The two became the 12th set of twins to play in the NFL. In the season opener, Devin and Jason became the first set of twins to play together on the same NFL team since 1926 when Gene and Tom Golsen suited up together for the Louisville Colonels. Shaquill and Shaquem Griffin of the Seattle Seahawks also accomplished this unique occurrence on Kickoff Weekend. New England also had twins on the team in 2017, with TE Jacob Hollister on the roster and WR Cody Hollister on the practice squad.


Devin and Jason were cornerbacks in the Rutgers secondary from 2005-08. Devin redshirted for the 2005 season and was a year behind his brother in eligibility. Devin became the second twin to suit up for the Patriots, after CB Kato Serwanga was a member of the team from 1998-2000. His twin brother, Jason, played for San Francisco and Minnesota from 1999-2001. According to McCourty's mother, the two can only be told apart by tiny scars on their faces left by chickenpox.

MCCOURTY GOES LONG

McCourty had a 104-yard kickoff return for a touchdown vs. N.Y. Jets (10/21/12), the second longest kickoff return in team history. Ellis Hobbs has the longest in team history with a 108-yard return for a touchdown at N.Y. Jets on Sept. 9, 2007. McCourty was named AFC Special Teams Player of the Week for his performance.

LONGEST KICKOFF RETURN IN PATRIOTS HISTORY

Ellis Hobbs 108TD at N.Y. Jets (09/09/07)
Devin McCourty 104TD vs. N. Y. Jets (10/21/12)



IN GOOD COMPANY

Devin McCourty earned Associated Press All-Pro Second Team honors at safety in 2013 and 2016. He also earned Second Team All-Pro Honors as a rookie in 2010 when he played cornerback. McCourty joined Pro Football Hall of Famers Rod Woodson and Ronnie Lott as the only NFL players to earn All-Pro honors at both safety and cornerback.

BROTHERS IN ARMS

Devin and Jason McCourty have seen first-hand the effects of sickle cell disease. Both their aunt and uncle lived with the disease while their father carried the trait. Devin and Jason partnered with Embrace Kids Foundation to form their own "Tackle Sickle Cell" campaign aiming to educate the public, increase blood donations and raise money and awareness for the fight against sickle cell disease. Devin's work with the local Boston Children's Hospital has helped advance research of the disease with doctors now as close as they've ever been to a cure.

LB KYLE VAN NOY

VAN NOY SCORES TWICE IN 2018

LB Kyle Van Noy recovered a fumble and returned it 46 yards for a touchdown in the regular-season finale win over N.Y. Jets (12/30/18). It marked his second touchdown of the season. He returned a blocked punt 29-yards for a touchdown at Chicago (10/21/18), becoming the first Patriots player with two non-offensive touchdowns in a season since DB Kyle Arrington scored two touchdowns in 2014.



PATRIOTS REFERENCE NOTES

NINE STRAIGHT 11-WIN SEASONS

The Patriots have won 11 games 20 times in team history, including a current streak of and NFL-record nine consecutive years dating back to 2010. The Patriots have had 11 or more wins 16 times in Robert Kraft's 25 seasons of ownership after having only four 11-win seasons prior to Kraft purchasing the team (1976, 78, 85-86).

MOST 11-WIN SEASONS SINCE 1970 MERGER

| Team | 11+ Win Seasons |
|--------------------|-----------------|
| New England..... | 20 |
| Dallas..... | 17 |
| Pittsburgh..... | 17 |
| Denver..... | 15 |
| San Francisco..... | 15 |

MOST CONSECUTIVE 11-WIN SEASONS

| Team | Years | Consec. Seasons w/11+ Wins |
|--------------------|---------------|----------------------------|
| New England | 2010-18 | 9 |
| Indianapolis..... | 2003-09 | 7 |
| Dallas..... | 1976-81 | 6 |
| San Francisco..... | 1994-98 | 5 |

DIVISIONAL DOMINANCE

The Patriots have the highest winning percentage vs. division opponents from November until the end of the season since 2002.

TOP LATE-SEASON WINNING PERCENTAGE VS. DIVISION OPPONENTS SINCE 2002

| Team | W | L | T | Pct. |
|--------------|----|----|---|------|
| New England | 45 | 13 | 0 | .776 |
| Indianapolis | 45 | 16 | 0 | .738 |
| Pittsburgh | 47 | 18 | 0 | .723 |
| Green Bay | 41 | 22 | 1 | .648 |
| Seattle | 38 | 21 | 0 | .644 |

TOP-10 OFFENSE

Since the 1970 merger, the Patriots offense has finished in the top 10 a total of 23 times, including 13 times under Bill Belichick. The 2019 Patriots are 10th in the NFL with 377.3 yards per game.

TOP-10 OFFENSE UNDER BILL BELICHICK

| Year | Rank | Yards per Game |
|-----------|--------|----------------|
| 2018..... | 5..... | 393.4 |
| 2017..... | 1..... | 394.2 |
| 2016..... | 4..... | 386.3 |
| 2015..... | 6..... | 374.4 |
| 2013..... | 7..... | 384.5 |
| 2012..... | 1..... | 427.9 |
| 2011..... | 2..... | 428.0 |
| 2010..... | 8..... | 363.8 |
| 2009..... | 3..... | 397.3 |
| 2008..... | 5..... | 365.4 |
| 2007..... | 1..... | 411.3 |
| 2005..... | 7..... | 352.0 |
| 2004..... | 7..... | 411.3 |

TOP OFFENSE

The Patriots had finished in the top 10 in offense for seven straight seasons (2007-13), second only to the 11 straight by New Orleans (2006-16). The NFL record for the most consecutive seasons finishing with a top-10 offense since the merger in 1970 is the San Francisco 49ers with 15 (1982-96).

FORCING THE ISSUE

The Patriots lead the NFL with a plus-218 turnover margin since the 1994 season.

NFL TURNOVER MARGIN SINCE 1994

| | |
|------------------|------|
| New England..... | +218 |
| Kansas City..... | +151 |
| Green Bay..... | +103 |

STRONG IN THE SECOND HALF

Since 2001, the Patriots have done a remarkable job of finishing the season strong, compiling an NFL-best 112-31 (.783) record in games on or after Thanksgiving.

PATRIOTS BEFORE AND AFTER THANKSGIVING SINCE 2001

| Season | Pre-Thanksgiving | Post-Thanksgiving | Overall |
|---------------|----------------------|----------------------|---------------|
| 2001 | 5-5 (.500) | 9-0 (1.000) | 14-5* |
| 2002 | 6-5 (.545) | 3-2 (.600)^ | 9-7 |
| 2003 | 9-2 (.818) | 8-0 (1.000) | 17-2* |
| 2004 | 9-1 (.900) | 8-1 (.889) | 17-2* |
| 2005 | 6-4 (.600) | 5-3 (.625) | 11-7* |
| 2006 | 7-3 (.700) | 7-2 (.777) | 14-5* |
| 2007 | 10-0 (1.000) | 8-1 (.889) | 18-1* |
| 2008 | 7-4 (.636) | 4-1 (.800) | 11-5 |
| 2009 | 7-3 (.700) | 3-4 (.429) | 10-7* |
| 2010 | 8-2 (.800) | 6-1 (.857)^ | 14-3* |
| 2011 | 7-3 (.700) | 8-1 (.889) | 15-4* |
| 2012 | 7-3 (.700) | 6-2 (.750)^ | 13-5* |
| 2013 | 8-3 (.727) | 5-2 (.833) | 13-5* |
| 2014 | 9-2 (.818) | 6-2 (.750) | 15-4* |
| 2015 | 10-0 (1.000) | 3-5 (.375) | 13-5* |
| 2016 | 8-2 (.800) | 9-0 (1.000) | 17-2* |
| 2017 | 8-2 (.800) | 7-2 (.777) | 15-4* |
| 2018 | 7-3 (.700) | 7-2 (.778) | 14-5* |
| 2019 | 7-0 (1.000) | ?? | ?? |
| Totals | 145-47 (.755) | 112-31 (.783) | 250-78 |

*Includes playoffs ^Includes games played on Thanksgiving

BEST RECORDS ON OR AFTER THANKSGIVING SINCE 2001 (INCLUDING PLAYOFFS)

| Team | W | L | T | Pct. |
|--------------|-----|----|---|------|
| New England | 112 | 31 | 0 | .783 |
| Pittsburgh | 87 | 42 | 0 | .674 |
| Green Bay | 78 | 50 | 0 | .609 |
| Indianapolis | 76 | 49 | 0 | .608 |
| Seattle | 77 | 51 | 0 | .602 |

Gillette STADIUM

SHARP AT GILLETTE

The Patriots concluded a 20-game home winning streak with a 20-16 win over Dallas on Oct. 16, 2011. It was the longest home win streak in team history. The Patriots own an overall record of 118-21 (.849) at Gillette Stadium in regular season games. The NFL record for most consecutive home victories is 27, achieved by Miami from 1971-74.

HIGHEST HOME WINNING PERCENTAGE SINCE 1970 (MINIMUM 25 GAMES)

| Team | Stadium | W-L-T | Win Pct. |
|-------------|----------------------|----------|----------|
| New England | Gillette Stadium | 118-21-0 | .849 |
| Miami | Orange Bowl | 101-22-1 | .819 |
| Minnesota | Metropolitan Stadium | 64-23-1 | .733 |
| Pittsburgh | Heinz Field | 105-41-1 | .718 |
| Pittsburgh | Three Rivers Stadium | 169-67-0 | .716 |
| Seattle | Century Link | 97-43-0 | .692 |

LONGEST HOME WINNING STREAK/PATRIOTS HISTORY (REGULAR SEASON ONLY)

| Streak | First Win | Last Win |
|-----------------|----------------------------|----------------|
| 20 | Dec. 21, 2008..... | Oct. 16, 2011 |
| 18 | Dec. 29, 2002..... | Sept. 8, 2005 |
| 16 | Oct. 22, 2017 | Present |
| 16 | Dec. 30, 2012..... | Dec. 28, 2014 |
| 12 | Nov. 26, 2006..... | Sept. 7, 2008 |
| 10 | Sept. 18, 1976..... | Oct. 30, 1977 |



BEND DON'T BREAK

During the past 18 seasons, the Patriots defense has consistently ranked higher in points allowed than in yards allowed. The only exceptions came in 2004 and 2015.

PATRIOTS DEFENSIVE RANKINGS SINCE 2000

| Year | Avg. Points Allowed | Avg. Yds Allowed |
|-------------|---------------------|------------------|
| 2019 | 8.0 (1) | 234.7 (1) |
| 2018 | 20.3 (7) | 359.1 (21) |
| 2017 | 18.5 (5) | 366.0 (29) |
| 2016 | 15.6 (1) | 326.4 (8) |
| 2015 | 19.7 (10) | 339.4 (9) |
| 2014 | 19.5 (8) | 344.1 (13) |
| 2013 | 21.1 (10) | 373.1 (26) |
| 2012 | 20.7 (9t) | 373.3 (25) |
| 2011 | 21.4 (15) | 411.1 (31) |
| 2010 | 19.6 (8) | 365.5 (25) |
| 2009 | 17.8 (5) | 320.2 (11) |
| 2008 | 19.3 (8) | 309.0 (10) |
| 2007 | 17.1 (4) | 288.3 (4) |
| 2006 | 14.8 (2) | 294.4 (6) |
| 2005 | 21.1 (17) | 330.2 (26) |
| 2004 | 16.3 (2t) | 310.6 (9) |
| 2003 | 14.9 (1) | 291.6 (7) |
| 2002 | 21.6 (17) | 336.1 (23) |
| 2001 | 17.0 (6) | 334.5 (24) |
| 2000 | 21.1 (17) | 334.6 (20) |

IN A RUSH FOR THE END ZONE

Since 2003, the Patriots are the only team to average at least one rushing touchdown per game. The Patriots have 290 rushing touchdowns in 263 games.

RUSHING TOUCHDOWNS SINCE 2003 (REGULAR SEASON ONLY)

| Team | Rush TDs since 2003 |
|--------------------|---------------------|
| New England | 290 |
| Kansas City | 258 |
| New Orleans | 255 |
| Carolina | 253 |

HISTORIC SCORING CLIP

The Patriots had a historic scoring output over a three-game span in October and November 2014. New England tied a team record by scoring 40 or more points in three consecutive games from Oct. 26 to Nov. 16. The Patriots also scored 40 or more in three straight games in 2007. The Patriots have scored 40 or more points 62 times in team history, including 35 times since Bill Belichick became head coach in 2000, and 19 times since 2010.

MOST CONSECUTIVE GAMES WITH 40+ POINTS IN PATRIOTS HISTORY

| Gm | Year | Game 1 | Game 2 | Game 3 |
|----|------|-------------------------|---------------------------|------------------------|
| 3 | 2014 | 10/26/14 (51-23 v. CHI) | 11/02/14 (43-21 v. DEN) | 11/16/14 (42-20 @ IND) |
| 3 | 2007 | 10/14/07 (48-27 @ DAL) | 10/21/07 (49-28 @ MIA) | 10/28/07 (52-7 v. WAS) |
| 2 | 1962 | 09/21/62 (41-16 v. DEN) | 10/06/62 (43-14 @ NYT) | |
| 2 | 2002 | 09/15/02 (44-7 @ NYJ) | 09/22/02 (41-38 v. KC) | |
| 2 | 2008 | 12/14/08 (49-26 @ OAK) | 12/21/08 (47-7 v. ARZ) | |
| 2 | 2010 | 11/25/10 (45-24 @ DET) | 12/06/10 (45-3 v. NYJ) | |
| 2 | 2012 | 11/18/12 (59-24 v. IND) | 11/22/12 (49-19 @ NYJ) | |
| 2 | 2015 | 09/20/15 (40-32 @ BUF) | 09/27/15 (51-17 vs. JACK) | |

SCORING FLURRY

The Patriots scored three touchdowns in a 57-second span during the final two minutes of the first half against Chicago on Oct. 26, 2014, turning a 17-7 lead into a 38-7 cushion. It was the fastest three-touchdown flurry in the NFL since the Patriots had three touchdowns in 52 seconds against the New York Jets on Nov. 22, 2012. The Patriots are one of three teams to score three touchdowns in under a minute since the 1970 merger, and are the only team to have achieved the feat twice.

NFL TEAMS TO SCORE THREE TDS IN LESS THAN ONE MINUTE

| Team | Opponent | Date |
|-------------|-----------|----------|
| New England | Chicago | 10/26/14 |
| New England | N.Y. Jets | 11/22/12 |
| Seattle | Minnesota | 09/29/02 |
| Atlanta | Carolina | 10/04/98 |

HOW THE PATRIOTS SCORED THREE TOUCHDOWNS IN 57 SECONDS:

- Rob Gronkowski caught a 2-yard touchdown pass from Tom Brady with 1:57 left in the first half to make the score 24-7 and cap off a 10-play, 80-yard drive.
- After the Patriots defense forced a three-and-out, a 42-yard Julian Edelman punt return gave New England possession at the Chicago 9-yard line, and Brady found Brandon LaFell for a 9-yard touchdown on the next play to give the Patriots a 31-7 lead with 1:07 left in the first half.
- On the Bears first play following the LaFell touchdown, Zach Moore forced a Jay Cutler fumble that was recovered by Rob Ninkovich and returned for a 15-yard touchdown that gave the Patriots a 38-7 Patriots lead with 55 seconds left in the first half.

A COMEBACK FOR THE AGES

The Patriots came back from a 24-point deficit to defeat the Broncos, 34-31, in overtime in a Sunday Night Football matchup on Nov. 24, 2013, marking the largest regular-season comeback win in team history, after trailing 24-0 at halftime.

New England's previous best comeback win was from a 23-0 deficit to win, 38-23, vs. Seattle (09/16/84). The Patriots also came back from 22 points down to win at the New York Giants, 23-22 (12/21/96). The Patriots have come from 21 points down to win four times, most recently vs. Buffalo (01/01/12).

PATRIOTS PLAYOFF NOTES

ALL-TIME PLAYOFF RESULTS

The Patriots have compiled a 37-20 record in their 57 playoff games and their .649 playoff winning percentage is the best in NFL history among teams that have played at least 15 playoff games.

PATRIOTS PLAYOFF RECORD BY ROUND

| Round | Record |
|------------------|--------|
| First Round* | 0-1 |
| Wild Card Round | 4-3 |
| Divisional Round | 16-6 |
| AFC Championship | 11-4 |
| AFL Championship | 0-1 |
| Super Bowl | 6-5 |
| Total | 37-20 |

*1982 Strike Season

ALL-TIME BEST NFL PLAYOFF RECORDS (MINIMUM 15 POSTSEASON GAMES)

| Team | Wins | Losses | Win Pct. |
|------------------|------|--------|----------|
| New England | 37 | 20 | .649 |
| Baltimore | 15 | 9 | .625 |
| Green Bay | 34 | 22 | .607 |
| San Francisco | 30 | 20 | .600 |
| Pittsburgh | 36 | 25 | .590 |
| OAK/L.A. Raiders | 25 | 19 | .568 |
| Dallas | 35 | 28 | .556 |

MOST POSTSEASON WINS ALL-TIME

| Team | Wins |
|----------------------|------|
| New England Patriots | 37 |
| Pittsburgh Steelers | 36 |
| Dallas Cowboys | 35 |
| Green Bay Packers | 34 |
| San Francisco 49ers | 30 |
| Oakland Raiders | 25 |

PATRIOTS IN THE PLAYOFFS

The Patriots have qualified for the playoffs 26 times in their 59-year history. Twenty of those playoff berths have come in the 25 seasons since Robert Kraft purchased the team in 1994, a dramatic contrast to the six total playoff berths the team earned in its first 34 years of existence. The Patriots have won 21 division crowns, including 16 in the last 18 seasons, and 18 of which have come since Robert Kraft's purchase in 1994.

PATRIOTS PLAYOFF SEASONS (26)

| Year | How Qualified | Seed | Rec. | Result |
|-------|--------------------|------|------|-----------------------|
| 2018 | Division Champions | 2 | 3-0 | Super Bowl Champions |
| 2017 | Division Champions | 1 | 2-1 | AFC Champions |
| 2016 | Division Champions | 1 | 3-0 | Super Bowl Champions |
| 2015 | Division Champions | 2 | 1-1 | AFC Championship Game |
| 2014 | Division Champions | 1 | 3-0 | Super Bowl Champions |
| 2013 | Division Champions | 2 | 1-1 | AFC Championship Game |
| 2012 | Division Champions | 2 | 1-1 | AFC Championship Game |
| 2011 | Division Champions | 1 | 2-1 | AFC Champions |
| 2010 | Division Champions | 1 | 0-1 | AFC Divisional Round |
| 2009 | Division Champions | 3 | 0-1 | Wild Card Round |
| 2007 | Division Champions | 1 | 2-1 | AFC Champions |
| 2006 | Division Champions | 4 | 2-1 | AFC Championship Game |
| 2005 | Division Champions | 4 | 1-1 | AFC Divisional Round |
| 2004 | Division Champions | 2 | 3-0 | Super Bowl Champions |
| 2003 | Division Champions | 1 | 3-0 | Super Bowl Champions |
| 2001 | Division Champions | 2 | 3-0 | Super Bowl Champions |
| 1998 | Wild Card | 6 | 0-1 | Wild Card Round |
| 1997 | Division Champions | 3 | 1-1 | AFC Divisional Round |
| 1996 | Division Champions | 2 | 2-1 | AFC Champions |
| 1994 | Wild Card | 5 | 0-1 | Wild Card Round |
| 1986 | Division Champions | 3 | 0-1 | AFC Divisional Round |
| 1985 | Wild Card | 5 | 3-1 | AFC Champions |
| 1982* | 16-Team Format | 7 | 0-1 | First Round |
| 1978 | Division Champions | 2 | 0-1 | AFC Divisional Round |
| 1976 | Wild Card | 4 | 0-1 | AFC Divisional Round |
| 1963 | Division Champions | -- | 1-1 | AFL Championship Game |

*Strike Year | Bold indicates Kraft era

37-20 Record

PLAYOFF BERTHS UNDER KRAFT

New England has qualified for the playoffs 26 times in its 59-year history. The Patriots have earned 20 of those playoff berths in the 25 seasons since Robert Kraft purchased the team in 1994. New England has won 21 division crowns overall (20 AFC East crowns) and has qualified as a Wild Card team on four occasions (1998, 1994, 1985 and 1976).

The Patriots also qualified for the playoffs in 1982 as part of a 16-team tournament following a players' strike.



ANNUAL ACHIEVEMENT

The Patriots won more than half of their games for the 18th straight year in 2018. They are the first team to win more than half of their games in 18 straight seasons since free agency began in 1993.

The Patriots are also the first team to win more than half of their games in 18 straight seasons since the 1970 AFL-NFL merger, moving past the 49ers (16 straight from 1983-98) and the Cowboys (16 straight from 1970-85).

The Patriots have now won nine or more games in 22 of the 25 seasons Robert Kraft has owned the team.

MOST CONSECUTIVE WINNING SEASONS (SINCE 1970 NFL MERGER)

| Team | Years | Winning Seasons |
|---------------|---------|-----------------|
| New England | 2001-18 | 18 |
| San Francisco | 1983-98 | 16 |
| Dallas | 1970-85 | 16 |
| Oakland | 1970-80 | 11 |

MOST CONSECUTIVE WINNING SEASONS ALL-TIME

| Team | Years | Winning Seasons |
|---------------|---------|-----------------|
| Dallas | 1966-85 | 20 |
| New England | 2001-18 | 18 |
| San Francisco | 1983-98 | 16 |
| Oakland | 1965-80 | 16 |
| Chicago | 1930-44 | 15 |
| Green Bay | 1934-47 | 14 |
| Cleveland | 1957-69 | 13 |

CONTINUED ADVANCEMENT

TEAMS TO WIN AT LEAST ONE PLAYOFF GAME IN CONSECUTIVE SEASONS

| Team | Years | Consec. Seasons | Wins |
|--------------|---------|-----------------|------|
| New England | 2011-18 | 8 | 16 |
| Dallas | 1991-96 | 6 | 12 |
| New England | 2003-07 | 5 | 11 |
| Seattle | 2012-16 | 5 | 8 |
| Baltimore | 2008-12 | 5 | 9 |
| Philadelphia | 2000-04 | 5 | 7 |
| Green Bay | 1993-97 | 5 | 9 |
| Oakland | 1973-77 | 5 | 7 |

2018 AFC EAST CHAMPIONS

The New England Patriots claimed the AFC East Division title for the 10th consecutive season and for the 18th time under Robert Kraft in 2018. New England joined the Atlanta Braves as the only franchises from the NFL, NBA, MLB or NHL to win at least 10 straight division titles. Atlanta won 14 consecutive division championships from 1991-2005.

DIVISION CHAMPIONSHIPS SINCE 1994

| | |
|--------------|----|
| New England | 18 |
| Pittsburgh | 13 |
| Green Bay | 12 |
| Indianapolis | 10 |



PATRIOTS PLAYOFF NOTES

PLAYOFF TRENDS SINCE 1970

PATRIOTS PLAYOFF TRENDS (SINCE 1970 NFL MERGER)

| <i>All-Time (36-19)</i> | <i>Record</i> |
|--|---------------|
| vs. AFC..... | 30-14 |
| vs. NFC..... | 6-5 |
| Home..... | 23-4 |
| Away..... | 7-10 |
| Leading at Halftime..... | 27-4 |
| Trailing at Halftime..... | 6-13 |
| Tied at Halftime..... | 3-2 |
| Leading After 3 Quarters..... | 26-4 |
| Tied After 3 Quarters..... | 4-0 |
| Trailing After 3 Quarters..... | 6-15 |
| Decided by 7 Points or Fewer..... | 15-9 |
| Decided by 3 Points or Fewer..... | 7-4 |
| When Scoring First..... | 27-7 |
| When Not Scoring First..... | 9-12 |
| Positive Turnover Ratio..... | 22-1 |
| Even Turnover Ratio..... | 6-5 |
| Negative Turnover Ratio..... | 8-13 |
| Winning or Even Penalty Ratio..... | 27-4 |
| Losing Penalty Ratio..... | 9-15 |
| With a 100-Yard Rusher..... | 11-0 |
| Without a 100-Yard Rusher..... | 24-19 |
| With a 100-Yard Receiver..... | 19-8 |
| Without a 100-Yard Receiver..... | 17-11 |
| When Allowing a 100-Yard Rusher..... | 4-5 |
| When Not Allowing a 100-Yard Rusher..... | 32-14 |
| When Allowing a 100-Yard Receiver..... | 9-8 |
| When Not Allowing a 100-Yard Receiver..... | 27-11 |
| With a 300-Yard Passer..... | 12-4 |
| Without a 300-Yard Passer..... | 24-15 |
| Allowing a 300-Yard Passer..... | 8-3 |
| Not Allowing a 300-Yard Passer..... | 28-16 |

MOST PLAYOFF WINS IN A DECADE

The Patriots have won 16 playoff games so far this decade to set a new record for the most playoff victories by any NFL team in a decade.

MOST PLAYOFF VICTORIES IN A DECADE

| <i>Team</i> | <i>Decade</i> | <i>Playoff Wins</i> | <i>Championships</i> |
|---------------|---------------|---------------------|----------------------|
| New England | 2010-present | 16 | 2014, 16, 18 |
| New England | 2000s | 14 | 2001, 03, 04 |
| Dallas | 1970s | 14 | 1971, 77 |
| Pittsburgh | 1970s | 14 | 1974-75, 1978-79 |
| San Francisco | 1980s | 13 | 1981, 84, 1988-89 |
| Dallas | 1990s | 12 | 1992-93, 95 |
| Washington | 1980s | 11 | 1982, 87 |
| Buffalo | 1990s | 10 | -- |
| Philadelphia | 2000s | 10 | - |
| Pittsburgh | 2000s | 10 | 2005, 08 |

SUSTAINED PLAYOFF SUCCESS

The Patriots have won 12 playoff games from 2014-present, the NFL's highest playoff victory total over a five-season span.

MOST PLAYOFF VICTORIES IN A FIVE-YEAR SPAN

| <i>Team</i> | <i>5-Year Span</i> | <i>Playoff Wins</i> | <i>SB Wins</i> |
|-------------|--------------------|---------------------|----------------|
| New England | 2014-present | 12 | 3 |
| New England | 2003-07 | 11 | 2 |
| Dallas | 1991-95 | 11 | 3 |
| Dallas | 1992-96 | 11 | 3 |
| New England | 2013-17 | 10 | 2 |
| New England | 2001-05 | 10 | 3 |
| Pittsburgh | 1974-78 | 10 | 3 |
| Pittsburgh | 1975-79 | 10 | 3 |

PATS REACH 50 PLAYOFF GAMES

The Patriots are one of five NFL teams with 50 postseason games.

MOST POSTSEASON GAMES PLAYED

| <i>Team</i> | <i>Games Played</i> |
|-------------------------|---------------------|
| Dallas..... | 63 |
| Pittsburgh..... | 61 |
| New England..... | 57 |
| Green Bay..... | 56 |
| San Francisco..... | 50 |

PATRIOTS AT HOME IN THE PLAYOFFS

The Patriots are 23-4 (.852) at home in the playoffs in their history. Twenty-six of the franchise's 27 home playoff games have taken place since Robert Kraft purchased the team 25 years ago. After Kraft bought the team, the Patriots won 11 consecutive home playoff games before experiencing a home loss.

PATRIOTS AT HOME IN THE PLAYOFFS (23-4)

| <i>Date</i> | <i>Round</i> | <i>Opponent</i> | <i>W/L</i> | <i>Score</i> |
|-------------|------------------|-----------------|------------|--------------|
| 01/13/19 | AFC Divisional | L.A. Chargers | W | 41-28 |
| 01/21/18 | AFC Championship | Jacksonville | W | 24-20 |
| 01/13/18 | AFC Divisional | Tennessee | W | 35-14 |
| 01/22/17 | AFC Championship | Pittsburgh | W | 36-17 |
| 01/14/17 | AFC Divisional | Houston | W | 34-16 |
| 01/16/16 | AFC Divisional | Kansas City | W | 27-20 |
| 01/18/15 | AFC Championship | Indianapolis | W | 45-7 |
| 01/10/15 | AFC Divisional | Baltimore | W | 35-31 |
| 01/11/14 | AFC Divisional | Indianapolis | W | 43-22 |
| 01/20/13 | AFC Championship | Baltimore | L | 13-28 |
| 01/13/13 | AFC Divisional | Houston | W | 41-28 |
| 01/22/12 | AFC Championship | Baltimore | W | 23-20 |
| 01/14/12 | AFC Divisional | Denver | W | 45-10 |
| 01/16/11 | AFC Divisional | N.Y. Jets | L | 21-28 |
| 01/10/10 | AFC Wild Card | Baltimore | L | 14-33 |
| 01/20/08 | AFC Championship | San Diego | W | 21-12 |
| 01/12/08 | AFC Divisional | Jacksonville | W | 31-20 |
| 01/07/07 | AFC Wild Card | N.Y. Jets | W | 37-16 |
| 01/07/06 | AFC Wild Card | Jacksonville | W | 28-3 |
| 01/16/05 | AFC Divisional | Indianapolis | W | 20-3 |
| 01/18/04 | AFC Championship | Indianapolis | W | 24-14 |
| 01/10/04 | AFC Divisional | Tennessee | W | 17-14 |
| 01/19/02 | AFC Divisional | Oakland | W | 16-13 (OT) |
| 12/28/97 | AFC Wild Card | Miami | W | 17-3 |
| 01/12/97 | AFC Championship | Jacksonville | W | 20-6 |
| 01/05/97 | AFC Divisional | Pittsburgh | W | 28-3 |
| 12/31/78 | AFC Divisional | Houston | L | 14-31 |

HOME DOMINANCE

The Patriots have a 23-4 (.852) all-time record in home playoff games. The Patriots .852 winning percentage at home in the postseason is first among teams with at least 15 home playoff games and their 23 wins are the most. The Patriots are one of four teams with at least 20 wins at home. Pittsburgh and Dallas have 21 home wins in the postseason, followed by San Francisco (20).

BEST HOME PLAYOFF RECORDS

| <i>Team</i> | <i>Record</i> | <i>Win Pct.</i> |
|-------------------------|------------------|-----------------|
| New England..... | 23-4..... | .852 |
| Oakland..... | 19-5..... | .792 |
| Green Bay..... | 18-5..... | .783 |
| Denver..... | 17-5..... | .773 |
| Washington..... | 13-5..... | .722 |
| Dallas..... | 21-9..... | .700 |
| San Francisco..... | 20-9..... | .690 |

CONSECUTIVE PLAYOFF SEASONS

The Patriots have made the playoffs in 10 straight seasons (2009-18), setting an NFL record for most consecutive seasons reaching the postseason.

MOST CONSECUTIVE PLAYOFF SEASONS IN NFL HISTORY

| Team | Consec. Playoff Seasons (Years) |
|-------------------|---------------------------------|
| New England..... | 10 (2009-18) |
| Dallas | 9 (1975-83) |
| Indianapolis..... | 9 (2002-10) |
| Green Bay | 8 (2009-16) |
| Pittsburgh | 8 (1972-79) |
| L.A. Rams..... | 8 (1973-80) |
| Dallas | 8 (1966-73) |

EIGHT STRAIGHT AFC CHAMP. GAMES

The Patriots advanced to the AFC Championship for the eighth straight season in 2018, the most consecutive conference title appearances by an NFL team in history.

MOST CONSECUTIVE CONFERENCE CHAMPIONSHIP GAME APPEARANCES SINCE 1970 MERGER

| Team | Years | Results |
|---------------------|-------------|------------------------------|
| New England | (8) 2011-18 | (5-3) W, L, L, W, L, W, W, W |
| Oakland | (5) 1973-77 | (1-4) L, L, L, W, L |
| Philadelphia | (4) 2001-04 | (1-3) L, L, L, W |
| Buffalo Bills | (4) 1990-93 | (4-0) W, W, W, W |
| Dallas..... | (4) 1970-73 | (2-2) W, W, L, L |
| Dallas..... | (4) 1992-95 | (3-1) W, W, L, W |
| San Francisco..... | (3) 2011-13 | (1-2) L, W, L |
| Dallas..... | (3) 1980-82 | (0-3) L, L, L |
| Green Bay | (3) 1995-97 | (2-1) L, W, W |
| Miami..... | (3) 1971-73 | (3-0) W, W, W |
| Pittsburgh..... | (3) 1974-76 | (2-1) W, W, L |
| San Francisco..... | (3) 1992-94 | (1-2) L, L, W |
| San Francisco..... | (3) 1988-90 | (2-1) W, W, L |
| St. Louis | (3) 1974-76 | (0-3) L, L, L |

PATRIOTS EARN ANOTHER BYE

The Patriots secured a first round playoff bye in 2018 for the 13th time since 2001 — a feat unmatched by any team in the NFL in the last 18 years.

MOST PLAYOFF BYES SINCE 2001

| Team | Playoff Byes |
|--------------------|--------------|
| New England | 13 |
| Denver | 5 |
| Pittsburgh | 5 |
| Atlanta..... | 4 |
| Chicago..... | 4 |
| Philadelphia | 4 |

MOST BYES SINCE 1990

The Patriots earned a first-round bye in the 2018 NFL playoffs and lead the NFL with 14 first-round byes since the current NFL playoff format was instituted in 1990. The Patriots earned a first-round bye for the ninth consecutive season, becoming the first team in NFL history to do so. Dallas and San Francisco earned four straight byes from 1992-95 and Denver had four straight from 2012-15.

MOST BYES SINCE 1990

| Team | Playoff Byes |
|---------------------|--------------|
| New England | 14 |
| Pittsburgh | 9 |
| Denver | 8 |
| San Francisco | 8 |

TITLE TOWN

The Patriots extended their mark to 10 straight division titles in 2018. They join the Atlanta Braves (14) as the only franchises from the NFL, NBA, MLB or NHL to win at least 10 straight division titles. The New York Yankees (1998-06), Colorado Avalanche (1995-03), L.A. Lakers (1982-90) and Boston Celtics (1957-65) are the teams from the other major four sports that have streaks of nine straight titles.

MOST CONSECUTIVE DIVISION TITLES

| Team | Division | Titles | Years |
|---------------|------------------------|--------|---------|
| New England | AFC East | 10 | 2009-18 |
| L.A. Rams | NFC West | 7 | 1973-79 |
| Pittsburgh | AFC Central | 6 | 1974-79 |
| Minnesota | NFC Central | 6 | 1973-78 |
| Dallas | NFL Capitol/NFC East | 6 | 1966-71 |
| Cleveland | American/Eastern Conf. | 6 | 1950-55 |
| New England | AFC East | 5 | 2003-07 |
| Denver | AFC West | 5 | 2011-15 |
| Indianapolis | AFC South | 5 | 2003-07 |
| Dallas | NFC East | 5 | 1992-96 |
| San Francisco | NFC West | 5 | 1986-90 |
| Chicago | NFC Central | 5 | 1984-88 |
| Oakland | AFC West | 5 | 1972-76 |

The Patriots have won the AFC East for 10 straight seasons, besting the five straight the team won from 2003-07 for the longest streak in AFC East division history. The Patriots have won 16 of the last 18 division crowns. The Patriots have won 18 division titles in the 25 seasons since Robert Kraft bought the team in 1994.

MOST CONSECUTIVE AFC EAST TITLES

| Team | Streak | Years |
|----------------------|--------|--------------|
| New England | 10 | 2009-18 |
| New England | 5 | 2003-07 |
| Buffalo | 4 | 1988-91 |
| Miami | 4 | 1981, 83-85* |
| Miami | 4 | 1971-74 |
| Baltimore Colts..... | 3 | 1975-77 |
| Buffalo Bills | 3 | 1964-66@ |

*Due to 1982 strike, the NFL played just a nine-game season and the standings were not divided into divisions that season.

@AFL

ALL-TIME SUPER BOWL BERTHS

The Patriots advanced to their 11th Super Bowl with a win over Kansas City in the 2018 AFC Championship Game, a total that is the most in NFL history.

MOST SUPER BOWL APPEARANCES

| Team | Super Bowls |
|-----------------------------|-------------|
| New England | 11 |
| Dallas | 8 |
| Denver | 8 |
| Pittsburgh Steelers..... | 8 |
| San Francisco 49ers | 6 |
| GB, NYG, OAK, WAS, MIA..... | 5 |

WINNING TANDEM

Bill Belichick and Tom Brady are the winningest coach and quarterback tandem in the postseason and continued to build on their success in 2018.

MOST POSTSEASON APPEARANCES

| QB/HC | Playoff Wins |
|---------------------------------|--------------|
| Bill Belichick/Tom Brady..... | 30 |
| Chuck Noll/Terry Bradshaw | 14 |
| Tom Landry/Roger Staubach | 11 |

PATRIOTS FOOTBALL NETWORK

The Patriots Football Network (PFN) is the full portfolio of media offerings from the six-time Super Bowl Champion New England Patriots. PFN provides Patriots content produced both in-house and with media partners spanning print, television, radio and the Internet.

PATRIOTS ALL ACCESS

The Emmy Award-winning "Patriots All-Access" airs weekly throughout the season on WBZ-TV Channel 4 in Boston and regional affiliates in Hartford, Providence, Springfield, Burlington, Portland and Bangor. "Patriots All-Access" features exclusive behind-the-scenes access and in-depth weekly features on Patriots players and personnel. Hosted by WBZ's Steve Burton, the show features weekly sit-downs with Bill Belichick including the popular "Belestrator" segment where the coach breaks down upcoming opponents with Scott Zolak.

"Patriots All-Access" airs Fridays from 7-8 p.m. on **WBZ-TV** and Sunday from 9-10 a.m. on **myTV38** in Boston. **Check local listings for airtimes.**

PATRIOTS THIS WEEK

Insider information. Passionate debate. Timely analysis. That's what "Patriots This Week" delivers. The show, hosted by Bob Socci with former Patriots Scott Zolak and Matt Chatham, is a fast-paced, half-hour of football talk. From breaking down the previous contest to game planning the next opponent, there's no better way to get ready for football than "Patriots This Week" — every Friday night at 10:30 p.m. on NBC Sports Boston.

PATRIOTS.COM

NEWS

Patriots.com features daily updates and exclusive content from the writers of Patriots Football Weekly, offering everything from breaking news to player features and the popular "Unfiltered Q&A" postings.

VIDEO

The Patriots offer video ready for any device with a screen. Live video includes every Coach Belichick and Tom Brady press conferences, the Dunkin' Donuts pregame and postgame shows and other events such as special episodes of Patriots All-Access and the Patriots Hall of Fame induction ceremony. On demand video ranges from daily news updates, special features, player interviews, game highlights and Patriots Cheerleaders. Video offerings also include exclusive content such as postgame locker room celebrations and "Belichick Breakdowns" where coach gives his unique insight into opponents and plays.

AUDIO

Live, original radio shows and on demand podcasts produced from the studios at Gillette Stadium are available on Patriots.com, the Patriots app, TuneIn Radio, iTunes and other podcast platforms. The line-up includes "Patriots Unfiltered," the team's flagship show featuring the writers from Patriots.com and "Patriots Playbook" with John Rooke. New for 2019 - "Patriots Off Topic" is a weekly podcast hosted by Lifestyle editor Angelique Fiske and Patriots social media editor Mackenzie Knoop, covering all things Patriots off the field, in the community and on social media.

Additional audio content includes every press conference and conference call, player interviews, Training Camp-cast, Patriots Roster Report, Patriots Prospect Reports and special live NFL Draft shows. Wherever there's a speaker, there's Patriots audio, anytime, anywhere. Check Patriots.com for in-season and out-of-season schedules.

PHOTOS

The Patriots in-house photographers produce the largest selection of Patriots game action and behind-the-scenes photos in the world. Hundreds of player and cheerleader galleries will keep you clicking!

PATRIOTS SOCIAL MEDIA

The Patriots social media channels bring the fans closer to the team with unmatched behind-the-scenes access. From press releases and roster transactions to action photos and exclusive videos, the Patriots social media accounts are a must follow for all Patriots fans. The Patriots are active on multiple platforms, providing on-field statistics and milestones, off-the-field lifestyle content as well as information, news and updates. Follow the team's official accounts: Facebook (NewEnglandPatriots), Twitter (@patriots), Instagram (@patriots), Snapchat ('patriots'), YouTube (patriots), Google+ (+patriots) and Pinterest (patriots).

PATRIOTS MONDAY ON WEEI

WEEI Sports Radio broadcasts Patriots Monday each week, offering fans unique insight and analysis from Coach Belichick and Tom Brady in addition to other Patriots players. WEEI will broadcast Patriots Monday each week, kicking off with The Greg Hill Show at 6 a.m.

PATRIOTS FRIDAY ON WEEI

WEEI also broadcasts Patriots Friday each week, offering fans a look ahead at the weekend's game, match ups and rivalries. Various Patriots players will be featured on air. WEEI will broadcast Patriots Fridays each week throughout the season with Greg Hill from the Hill-Man Morning Radio Show.

98.5 THE SPORTS HUB PATRIOTS RADIO NETWORK



FLAGSHIP STATION OF THE NEW ENGLAND PATRIOTS

98.5 The Sports Hub is the Patriots flagship station, broadcasting every Patriots game across its radio network and featuring broadcasting duo Bob Socci and Scott Zolak. Three hours prior to kickoff, during halftime and after the game, Marc Bertrand and Chris Gasper will be serving up all the timely news and notes, while Jim Murray will join Bertrand for the postgame news, including live sound from the postgame press conferences.

FLAGSHIP STATION

WBZ-FM Boston 98.5 FM

MASSACHUSETTS

| | | |
|--------|-------------|------------------|
| WBZ-FM | Boston | 98.5 FM |
| WAQY | Springfield | 102.1 FM |
| WBEC | Pittsfield | 1420 AM |
| WPKZ | Fitchburg | 1280 AM |
| WNAW | North Adams | 1230 AM |
| WBSM | New Bedford | 1420 AM |
| WPVQ | Greenfield | 95.3 FM |
| WSAR | Fall River | 1480 AM |
| WWFX | Worcester | 100.1 FM |
| WXTK | Hyannis | 95.1 FM |
| WMRC | Milford | 103.1 FM/1490 AM |
| WBOQ | Gloucester | 104.9 FM |

MAINE

| | | |
|------|--------------|----------|
| WBLM | Portland | 102.9 FM |
| WEBB | Augusta | 98.5 FM |
| WEZQ | Bangor | 92.9 FM |
| WOZI | Presque Isle | 1390 AM |

CONNECTICUT

| | | |
|------|------------|----------|
| WTIC | Hartford | 1080 AM |
| WINY | Putnam | 1350 AM |
| WMOS | New London | 102.3 FM |
| WGCH | Greenwich | 1490 AM |
| WINE | Brookfield | 940 AM |

NEW HAMPSHIRE

| | | |
|------|------------------|------------------|
| WFNQ | Nashua | 106.3 FM |
| WPKQ | North Conway | 103.7 FM |
| WSAK | Hampton | 102.1 FM |
| WSHK | Portsmouth/Dover | 105.3 FM |
| WNNH | Concord | 99.1 FM |
| WLNH | Laconia | 98.3 FM |
| WEMJ | Laconia | 107.3 FM/1490 AM |
| WINQ | Keene | 98.7 FM |
| WXXK | Lebanon | 100.5 FM |

VERMONT

| | | |
|------|------------------|----------|
| WCPV | Burlington | 101.3 FM |
| WDVT | Rutland | 94.5 FM |
| WIKI | Newport | 1490 AM |
| WKVT | Brattleboro | 92.7 FM |
| WRFK | Barre/Montpelier | 107.1 FM |
| WSTJ | St. Johnsbury | 1340 AM |

RHODE ISLAND

| | | |
|------|------------|---------|
| WPRO | Providence | 630 AM |
| WEAN | Providence | 99.7 FM |

NEW YORK

| | | |
|------|-----------|---------|
| WHTK | Rochester | 1280 AM |
|------|-----------|---------|



WINNINGEST PRO SPORTS TEAMS SINCE 1994

PATRIOTS ARE WINNINGEST PRO SPORTS FRANCHISE SINCE 1994

Since the 1994 season, the Patriots have won 70.3 percent of their regular season games (286-121), which is the highest winning percentage in major American professional sports over that period. Since 1994, there have been 145 franchises that have fielded teams in the five major American sports leagues (NFL, MLB, NBA, NHL and MLS) and completed more than two full seasons of competition.

HIGHEST WINNING PERCENTAGE IN MAJOR AMERICAN PROFESSIONAL SPORTS, 1994-PRESENT

(Regular Season – Includes National Football League, Major League Baseball, National Basketball Association, National Hockey League and Major League Soccer)

Records updated through games completed on October 21, 2019

| Rk. | Records since 1994 | Lg. | W | L | T/OTL | PCT. |
|-----|-------------------------------------|------------|------------|------------|----------|--------------|
| 1 | New England Patriots | NFL | 286 | 121 | 0 | 0.703 |
| 2 | San Antonio Spurs | NBA | 1370 | 633 | 0 | 0.684 |
| 3 | Pittsburgh Steelers | NFL | 256 | 148 | 2 | 0.633 |
| 4 | Green Bay Packers | NFL | 255 | 150 | 2 | 0.629 |
| 5 | Detroit Red Wings | NHL | 1061 | 578 | 269 | 0.627 |
| 6 | Indianapolis Colts | NFL | 239 | 167 | 0 | 0.589 |
| 7 | New York Yankees | MLB | 2435 | 1706 | 0 | 0.588 |
| 8 | Denver Broncos | NFL | 237 | 170 | 0 | 0.582 |
| 9 | Seattle Sounders FC | MLS | 171 | 111 | 84 | 0.582 |
| 10 | Dallas Stars | NHL | 985 | 673 | 253 | 0.582 |
| 11 | Utah Jazz | NBA | 1162 | 840 | 0 | 0.580 |
| 12 | New Jersey Devils | NHL | 977 | 672 | 259 | 0.580 |
| 13 | Philadelphia Flyers | NHL | 949 | 657 | 288 | 0.577 |
| 14 | St. Louis Blues | NHL | 971 | 680 | 259 | 0.576 |
| 15 | Houston Rockets | NBA | 1152 | 850 | 0 | 0.575 |
| 16 | Boston Bruins | NHL | 956 | 670 | 282 | 0.575 |
| 17 | Pittsburgh Penguins | NHL | 983 | 697 | 228 | 0.575 |
| 18 | Oklahoma City/Seattle Thunder | NBA | 1151 | 851 | 0 | 0.575 |
| 19 | Washington Capitals | NHL | 966 | 694 | 245 | 0.571 |
| 20 | Los Angeles Lakers | NBA | 1142 | 860 | 0 | 0.570 |
| 21 | San Jose Sharks | NHL | 962 | 697 | 253 | 0.569 |
| 22 | New York City FC | MLS | 75 | 52 | 43 | 0.568 |
| 23 | Colorado Avalanche/Quebec Nordiques | NHL | 963 | 709 | 237 | 0.567 |
| 24 | Miami Heat | NBA | 1121 | 871 | 0 | 0.563 |
| 25 | Nashville Predators | NHL | 790 | 600 | 214 | 0.559 |
| 26 | Philadelphia Eagles | NFL | 225 | 180 | 1 | 0.555 |
| 27 | Indiana Pacers | NBA | 1111 | 890 | 0 | 0.555 |
| 28 | Atlanta Braves | MLB | 2299 | 1844 | 0 | 0.555 |
| 29 | Los Angeles Galaxy | MLS | 344 | 261 | 159 | 0.554 |
| 30 | Boston Red Sox | MLB | 2281 | 1865 | 0 | 0.550 |
| 31 | Anaheim Ducks | NHL | 917 | 728 | 264 | 0.550 |
| 32 | Baltimore Ravens | NFL | 205 | 169 | 1 | 0.548 |
| 33 | Dallas Mavericks | NBA | 1095 | 907 | 0 | 0.547 |
| 34 | Seattle Seahawks | NFL | 222 | 184 | 1 | 0.547 |
| 35 | Portland Trail Blazers | NBA | 1093 | 909 | 0 | 0.546 |
| 36 | Dallas Cowboys | NFL | 222 | 185 | 0 | 0.545 |
| 37 | Minnesota Wild | NHL | 691 | 562 | 197 | 0.544 |
| 38 | Minnesota Vikings | NFL | 221 | 184 | 14 | 0.544 |
| 39 | Los Angeles Dodgers | MLB | 2255 | 1891 | 0 | 0.544 |
| 40 | St. Louis Cardinals | MLB | 2246 | 1897 | 0 | 0.542 |
| 41 | Chicago Blackhawks | NHL | 892 | 734 | 266 | 0.542 |
| 42 | Vancouver Canucks | NHL | 900 | 743 | 258 | 0.541 |
| 43 | Montreal Canadiens | NHL | 901 | 751 | 257 | 0.539 |
| 44 | Ottawa Senators | NHL | 900 | 753 | 255 | 0.539 |
| 45 | Kansas City Chiefs | NFL | 219 | 188 | 0 | 0.538 |
| 46 | New York Rangers | NHL | 906 | 764 | 236 | 0.537 |
| 47 | Cleveland Indians | MLB | 2208 | 1933 | 0 | 0.533 |
| 48 | Toronto Maple Leafs | NHL | 890 | 771 | 249 | 0.531 |
| 49 | Calgary Flames | NHL | 873 | 785 | 252 | 0.523 |
| 50 | Portland Timbers | MLS | 116 | 103 | 87 | 0.521 |

NOTES: This analysis uses NFL rules when calculating winning percentage, counting ties as a half-win and a half-loss. For NHL teams, overtime losses (OTL) and ties from 2001-2004 (the NHL abolished ties in 2005-2006 and instituted a shootout system) are counted as ties when calculating winning percentage.

**The Miami Fusion were contracted following the 2001 MLS season.*

HIGHEST WINNING PERCENTAGE AMONG BOSTON-AREA MAJOR PROFESSIONAL SPORTS TEAMS, 1994-PRESENT

(Rankings listed below are each team's overall ranking among the 145 major American pro sports teams that have completed more than two full seasons of competition)

Records updated through games completed on October 21, 2019

| Rank | Team | Lg. | W | L | T/OTL | Pct. |
|------|-----------------------------|------------|------------|------------|----------|--------------|
| 1 | New England Patriots | NFL | 286 | 121 | 0 | 0.703 |
| 16 | Boston Bruins | NHL | 956 | 670 | 282 | 0.575 |
| 30 | Boston Red Sox | MLB | 2281 | 1865 | 0 | 0.550 |
| 62 | Boston Celtics | NBA | 1024 | 977 | 0 | 0.512 |
| 104 | New England Revolution | MLS | 284 | 320 | 161 | 0.476 |