



## 2019 PRESEASON SCHEDULE

(3-1)

W1		WASHINGTON REDSKINS   THURSDAY, AUG. 8   7:30 P.M. ET   NEWS 5	W   30-10
W2		@ INDIANAPOLIS COLTS   SATURDAY, AUG. 17   4 P.M. ET   NEWS 5 AND NFLN	W   21-18
W3		@ TAMPA BAY BUCCANEERS   FRIDAY, AUG. 23   7:30 P.M. ET   NEWS 5 AND NFLN	L   13-12
W4		DETROIT LIONS   THURSDAY, AUG. 29   7:30 P.M. ET   NEWS 5	W   20-16

## 2019 REGULAR SEASON SCHEDULE WEEK 7 BYE

(2-2)

W1		TENNESSEE TITANS   SUNDAY, SEPT. 8   1 P.M. ET   CBS	L   43-13
W2		@ NEW YORK JETS   MONDAY, SEPT. 16   8:15 P.M. ET   ESPN	W   23-3
W3		LOS ANGELES RAMS   SUNDAY, SEPT. 22   8:20 P.M. ET   NBC	L   20-13
W4		@ BALTIMORE RAVENS   SUNDAY, SEPT. 29   1 P.M. ET   CBS	W   40-25
W5		@ SAN FRANCISCO 49ERS   MONDAY, OCT. 7   8:15 P.M. ET   ESPN	
W6		SEATTLE SEAHAWKS   SUNDAY, OCT. 13   1 P.M. ET   FOX	
W8		@ NEW ENGLAND PATRIOTS   SUNDAY, OCT. 27   4:25 P.M. ET   CBS	
W9		@ DENVER BRONCOS   SUNDAY, NOV. 3   4:25 P.M. ET   CBS	
W10		BUFFALO BILLS   SUNDAY, NOV. 10   1 P.M. ET   CBS	
W11		PITTSBURGH STEELERS   THURSDAY, NOV. 14   8:20 P.M. ET   FOX, NFLN AND AMAZON	
W12		MIAMI DOLPHINS   SUNDAY, NOV. 24   1 P.M. ET   CBS	
W13		@ PITTSBURGH STEELERS   SUNDAY, DEC. 1   4:25 P.M. ET   CBS	
W14		CINCINNATI BENGALS   SUNDAY, DEC. 8   1 P.M. ET   CBS	
W15		@ ARIZONA CARDINALS   SUNDAY, DEC. 15   4:05 P.M. ET   CBS	
W16		BALTIMORE RAVENS   SUNDAY, DEC. 22   1 P.M. ET   CBS	
W17		@ CINCINNATI BENGALS   SUNDAY, DEC. 29   1 P.M. ET   CBS	





## CLEVELAND BROWNS WEEKLY GAME RELEASE | WEEK 5, GAME 5

OCT. 7, 2019 | 8:15 P.M. ET | AT SAN FRANCISCO 49ERS | LEVI'S STADIUM

### NOTABLE STORYLINES

- The Browns (2-2) travel to Santa Clara, Calif. this week to take on the undefeated San Francisco 49ers (3-0) at Levi's Stadium in the team's second Monday Night Football matchup of the year. The Browns have won the last three out of five against San Francisco, beating the 49ers most recently in Week 14 of the 2015 season, 24-10. Additionally, Cleveland improved to 16-15 on Monday Night Football and 25-32 all time in primetime games after taking down the New York Jets in Week 2. The club has won two of its last three primetime games, while Week 2 marked its first on MNF since 2008.
- The Browns came out of Week 4 with a 40-25 AFC North road victory, taking down the first-place Baltimore Ravens. The Browns' 40 points were their most against an AFC North opponent since scoring 51 against the Cincinnati Bengals on Sept. 16, 2007. RB **Nick Chubb** scored three second-half touchdowns, including a game-sealing 88-yarder, while the Browns notched 530 net yards of offense (most since 2007). Chubb finished with 165 rushing yards and QB **Baker Mayfield** completed 20-of-30 passes for 342 yards and a touchdown. WR **Jarvis Landry** aided Mayfield in his efforts, catching eight passes for a career-high 167 yards. Sunday also marked the first time in franchise history the Browns had a 300-yard passer (Mayfield), 150-yard rusher (Chubb) and 150-yard receiver (Landry) in a game. The Week 4 win was the team's first AFC North win of the season and first victory in Baltimore since 2015.
- The Browns are now in a tie for first place in AFC North for the first time since Week 10 of 2014. Moreover, the Browns' 2-2 start is the franchise's best start to a season since going 2-2 in 2014. It's also the first time the team has won its first two road games since 1994.
- Chubb set a career high with his three rushing touchdowns and 167 yards (8.3 avg.). He's the first Brown to record three rushing touchdowns in a game since Peyton Hillis on Nov. 28, 2010. His 88-yards was also the third-longest rush in team history, and in just his 20th career game, Chubb now owns two of the three longest runs in club annals (92t).
- Landry recorded his 12th career 100-yard game and his 167 yards were the 13th most by a Brown in a single game and the most by a Browns player since 2013.
- Mayfield has now thrown at least one touchdown pass in each of his 17 career starts, trailing only St. Louis' Kurt Warner (23 from 1999-2000) for the most consecutive starts with a touchdown pass to begin an NFL career (longest active streak).

### GAME INFORMATION

**TELEVISION** ESPN | WKYC (Cleveland)  
**PLAY-BY-PLAY** Joe Tessitore  
**ANALYST** Booger McFarland  
**SIDELINE REPORTER** Lisa Salters

**NATIONAL RADIO** Westwood One Sports  
**PLAY-BY-PLAY** Kevin Harlan  
**ANALYST** Kurt Warner  
**SIDELINE REPORTER** Amber Theoharis

**RADIO** University Hospitals Cleveland Browns Radio Network  
**FLAGSHIP STATIONS** 92.3 The Fan (WKRK-FM)  
ESPN 850 WKNR | WNCX (98.5 FM)  
**PLAY-BY-PLAY** Jim Donovan  
**ANALYST** Doug Dieken  
**SIDELINE REPORTER** Nathan Zegura

**SPANISH RADIO** La Mega 87.7 FM  
**PLAY-BY-PLAY** Rafael "Rafa" Hernandez-Brito  
**ANALYST** Octavio Sequera

### TABLE OF CONTENTS

How they compare	5
Series history	6
Connections	6
Last time they played	7
What to look for this week	7
Probable starters	8-9
Team notes	10-16
Player notes	17-37
Freddie Kitchens bio	38-39
Rosters	40-43
How the team was built	44
Depth chart	45
Pronunciation guide	45
Transactions	46-48
The last time	49-51
Participation	52
Game summaries	53-54
Statistics	55-57
Supplemental bios	58-67
Supplemental stats	68-77

### BROWNS COMMUNICATIONS STAFF

**PETER JOHN-BAPTISTE, SENIOR VICE PRESIDENT, COMMUNICATIONS**  
pjohn-baptiste@clevelandbrowns.com, (440) 891-5015

**DAN MURPHY, SENIOR MANAGER, COMMUNICATIONS**  
dmurphy@clevelandbrowns.com, (440) 824-3659

**ROB MCBURNETT, SENIOR MANAGER, COMMUNICATIONS**  
rmcburnett@clevelandbrowns.com, (440) 824-6175

**MIKE ANNARELLA, COORDINATOR, COMMUNICATIONS**  
mannarella@clevelandbrowns.com, (440) 891-5096

## UPCOMING MEDIA SCHEDULE

### WEDNESDAY, OCT. 2

TBD - 49ers Head Coach Kyle Shanahan conference call

### THURSDAY, OCT. 3

10:35 a.m. - Freddie Kitchens available in media center

11:40 a.m.-1:50 p.m. - Practice

After practice - Open locker room

### FRIDAY, OCT. 4

10 a.m. - Mike Priefer available in media center

10:15 a.m. - Todd Monken available in media center

10:30 a.m. - Steve Wilks available in media center

11:30 a.m.-1:40 p.m. - Practice

After practice - Freddie Kitchens available and open locker room

### SATURDAY, OCT. 5

No scheduled availability

### SUNDAY, OCT. 6

No scheduled availability

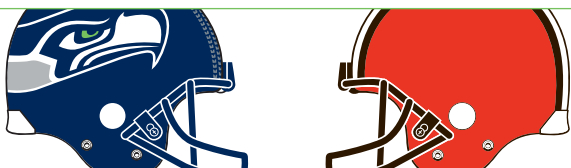
### MONDAY, OCT. 7

8:15 p.m. - Cleveland Browns at San Francisco 49ers

*\*All times and availability are Eastern unless noted, approximate and subject to change. Please feel free to confirm times with the Browns communications staff.*

*\*\*All credential requests need to be submitted via [clevelandbrowns.com/mediacredentials](http://clevelandbrowns.com/mediacredentials) by noon, six days before each home game and 10 days before each away game.*

## UP NEXT



Next, the Browns (2-2) will play their second NFC West opponent in a two-week span at FirstEnergy Stadium against the Seattle Seahawks (3-1) on Sunday, Oct. 13. The Browns have won the last two out of three outings.

## HOW TO WATCH THE BROWNS

### CLEVELAND BROWNS TELEVISION PROGRAMMING | NEWS 5

#### Game Day Programming

• Browns' Countdown, presented by Elk & Elk (1:30 prior to the game) News 5 (WEWS)

#### Online Programming

• Building the Browns, Youtube (every three weeks)

## 2019 NFL IMPORTANT DATES

### OCT. 15-16

Fall League Meeting, Fort Lauderdale, Florida.

### OCT. 29

All trading ends for 2019 at 4 p.m., New York time.

### OCT. 30

Players with at least four previous pension-credited seasons are subject to the waiver system for the remainder of the regular season and postseason.

### NOV. 12

At 4 p.m., New York time, signing period ends for Franchise Players who are eligible to receive offer sheets.

Prior to 4 p.m., New York time, deadline for clubs to sign their unsigned Franchise and Transition Players, including Franchise Players who were eligible to receive offer sheets until this date. If still unsigned after this date, such players are prohibited from playing in the NFL in 2019.

Prior to 4 p.m., New York time, deadline for clubs to sign their unrestricted free agents to whom the "May 7 Tender" was made. If still unsigned after this date, such players are prohibited from playing in the NFL in 2019.

Prior to 4 p.m., New York time, deadline for clubs to sign their restricted free agents, including those to whom the "June 1 Tender" was made. If such players remain unsigned after this date, they are prohibited from playing in the NFL in 2019.

Prior to 4 p.m., New York time, deadline for clubs to sign their drafted rookies. If such players remain unsigned after this date, they are prohibited from playing in the NFL in 2019.

### DEC. 12

League Meeting, Las Colinas, Texas.

### DEC. 29

Week 17.

## AFC NORTH SCHEDULE

### LAST WEEK

<b>CLEVELAND (2-2) at BALTIMORE (2-2)</b>	<b>CLE, 40-25</b>
CINCINNATI (0-4) at PITTSBURGH (1-3)	PIT, 27-3

### THIS WEEK

Arizona (0-3-1) at CINCINNATI (0-4)	Oct. 6, 1 p.m. ET
BALTIMORE (2-2) at PITTSBURGH (1-3)	Oct. 6, 1 p.m. ET
<b>CLEVELAND (2-2) at San Francisco (3-0)</b>	<b>Oct. 7, 8:15 p.m. ET</b>

### NEXT WEEK

CINCINNATI (0-4) at BALTIMORE (2-2)	Oct. 13, 1 p.m. ET
<b>Seattle (3-1) at CLEVELAND (2-2)</b>	<b>Oct. 13, 1 p.m. ET</b>
PITTSBURGH (1-3) at L.A. Chargers (2-2)	Oct. 13, 8:20 p.m. ET

## HOW THEY COMPARE



HC FREDDIE KITCHENS



HC KYLE SHANAHAN

**FREDDIE KITCHENS: 2-2, FIRST SEASON AS A HEAD COACH.** Freddie Kitchens was named the head coach of the Cleveland Browns on Jan. 12, 2019. This is Kitchens' second season with the Browns, previously working as RB/assoc. HC and OC in 2018. Prior to Cleveland, Kitchens worked with the Dallas Cowboys and Arizona Cardinals from 2006-17, coaching TEs, RBs and QBs. Kitchens was a QB at the University of Alabama from 1993-97 where he threw for 4,668 passing yards and 30 touchdowns.

**KYLE SHANAHAN: 13-22, THIRD SEASON AS A HEAD COACH, THIRD SEASON WITH THE 49ERS.**

Kyle Shanahan was named the head coach of the San Francisco 49ers on February 6, 2017. This is Shanahan's 16th season coaching the NFL and his third as a head coach. Shanahan started his career in the NFL as an offensive quality control coordinator for the Buccaneers from 2004-2005. From 2006-2009, Shanahan coached as a WR coach, QB coach and Offensive Coordinator for the Houston Texans. In 2010, Shanahan was hired to become the new offensive coordinator for the Redskins. After spending four seasons in Washington, and one season as an OC in Cleveland in 2014, Shanahan served as OC for the Atlanta Falcons from 2015-2016. After an excellent offensive season for the 2016 NFC Champion Falcons, Shanahan was then hired to be head coach in San Francisco. Shanahan played college football as a WR at Duke University before transferring to Texas.

## 2019 NFL REGULAR SEASON RANKINGS

	BROWNS	49ERS
Points PG	22.3 (15)	32.0 (3)
Total YPG	380.3 (12)	421.0 (4)
Rushing YPG	115.0 (14)	175.0 (2)
Passing YPG	286.6 (8)	251.7 (20)
Points APG	22.8 (15)	18.0 (8)
Total Defensive YPG	335.0 (13)	283.3 (3)
Rushing Defensive YPG	119.8 (21)	75.0 (5)
Passing Defensive YPG	242.6 (17)	246.4 (21)
Turnover Ratio	+1 (13t)	-1 (18t)

## HEAD TO HEAD

A head-to-head look at each teams' top 2019 offensive and defensive weapons.

## PASSING

QB	Cmp	Att	Yds	TD	Int	Rate
<b>Baker Mayfield</b>	<b>82</b>	<b>139</b>	<b>1,147</b>	<b>4</b>	<b>6</b>	<b>77.2</b>
Jimmy Garoppolo	58	84	739	5	4	96.3

## RUSHING

RB	Att	Yds	Avg	TD
<b>Nick Chubb</b>	<b>78</b>	<b>398</b>	<b>5.1</b>	<b>4</b>
Matt Breida	41	226	5.5	0

## RECEIVING

WR	Rec	Yds	Rec/G	TD
<b>Jarvis Landry</b>	<b>18</b>	<b>328</b>	<b>82.0</b>	<b>0</b>
George Kittle	17	165	55.0	0

## TACKLES

Player	Asst	Solo	Tot
<b>Joe Schobert</b>	<b>17</b>	<b>27</b>	<b>44</b>
Fred Warner	4	15	19

## SACKS

Player	Sacks
<b>Myles Garrett</b>	<b>6.0</b>
Arik Armstead	2.0
DeForest Buckner	2.0
Dee Ford	2.0

## PASS DEFENSES

Player	PD
Ahkello Witherspoon	3
<b>T.J. Carrie</b>	<b>2</b>
<b>Jermaine Whitehead</b>	<b>2</b>

## INTERCEPTIONS

Player	Int
<b>Justin Burris</b>	<b>1</b>
<b>T.J. Carrie</b>	<b>1</b>
<b>Devaroe Lawrence</b>	<b>1</b>
<b>Jermaine Whitehead</b>	<b>1</b>
Richard Sherman	1
K'Waun Williams	1
Kwon Alexander	1
Mark Nzeocha	1
Ahkello Witherspoon	1

## SERIES HISTORY

## REGULAR SEASON RESULTS: VS. SAN FRANCISCO 49ERS

	Date	Result	Score
San Francisco 49ers	11/12/1950	W	34-14
at San Francisco 49ers	9/30/1951	L	10-24
San Francisco 49ers	11/15/1953	W	23-21
at San Francisco 49ers	10/2/1955	W	38-3
San Francisco 49ers	11/29/1959	L	20-21
at San Francisco 49ers	12/15/1962	W	13-10
at San Francisco 49ers	11/3/1968	W	33-21
at San Francisco 49ers	9/27/1970	L	31-34
San Francisco 49ers	12/1/1974	W	7-0
San Francisco 49ers	9/3/1978	W	24-7
at San Francisco 49ers	11/15/1981	W	15-12
San Francisco 49ers	11/11/1984	L	7-41
at San Francisco 49ers	11/29/1987	L	24-38
at San Francisco 49ers	10/28/1990	L	17-20
San Francisco 49ers	9/13/1993	W	23-13
at San Francisco 49ers	9/21/2003	W	13-12
San Francisco 49ers	12/30/2007	W	20-7
at San Francisco 49ers	10/30/2011	L	10-20
San Francisco 49ers	12/13/2015	W	24-10
Regular Season Totals		12-7-0	.632
Home		7-2-0	.779
Away		5-5-0	.500

## NOTABLE CONNECTIONS

•49ers HC **Kyle Shanahan** served as the OC for the Browns in 2014.

•49ers asst. head coach/TE coach **Jon Embree** was the TE coach for the Browns in 2013.

•49ers offensive quality control coach **Miles Austin** played WR for the Browns in 2014.

•49ers RB **Raheem Mostert** played for the Browns in 2015.

•49ers CB **K'waun Williams** played for the Browns for two seasons (2014-15).

•49ers SPT coach **Richard Hightower** served as the offensive quality control for the Browns in 2014.

•49ers passing game coordinator **Mike LaFleur** was an offensive intern for the Browns in 2014.

•49ers run game coordinator **Mike McDaniel** was the WR coach for the Browns in 2014.

•49ers defensive quality control coach **Brian Fleury** served as assistant linebackers (2014) and outside linebackers (2015) for the Browns.

•49ers run game specialist/OLB coach **Johnny Holland** served as ILB coach for the Browns in 2016.

•Browns offensive quality control coach **Jim Dray** played TE for the 49ers in 2016.

•Browns WR coach **Adam Henry** coached wide receivers for the 49ers in 2015.

•49ers DL **Nick Bosa** played collegiately at Ohio State.

•**Bosa** also played with Browns CB **Denzel Ward** at Ohio State.

•49ers FB **Kyle Juszczyk** is a native of Medina, Ohio.

•49ers DB/passing game coordinator **Joe Woods** coached DBs at Kent State in 1997.

•Browns S **Jermaine Whitehead** signed as an undrafted free agent to San Francisco in 2015.

•49ers RB coach **Robert Turner Jr.** coached running backs at Ohio State for two seasons (1989-90).

•Browns OC **Todd Monken** served as the OC while 49ers DC **Robert Saleh** served as LB coach in Jacksonville (2014-16).

•49ers DB/passing game coordinator **Joe Woods** also coached with Browns SPT coach **Mike Priefer** with the Vikings from 2011-13.

•Browns SPT coach **Mike Priefer** coached with 49ers TE coach **Jon Embree** for the Chiefs from 2006-08 and 49ers offensive quality control coach **Taylor Embree**.

•**Jon Embree** coached with Browns OC **Todd Monken** and 49ers S coach **Daniel Bullocks** in Jacksonville in 2016.

•49ers asst. SPT coach **Michael Clay** played at Oregon with Browns CB **Terrance Mitchell** from 2010-12.

•**Terrance Mitchell** also was teammates with 49ers DL **DeForest Buckner** and **Arik Armstead** at Oregon.

•**Taylor Embree** coached **Mitchell** in Kansas for a season (2016).

•Browns OL/assoc. HC **James Campen** played with 49ers run game specialist/OLB coach **Johnny Holland** for Green Bay from 1989-93.

•**Johnny Holland** coached with Browns RB/run game coordinator **Stump Mitchell** in Seattle from 2001-02.

•Browns **Jermaine Whitehead** played with 49ers DL **Dee Ford** at Auburn.

•Browns WRs **Jarvis Landry** and **Odell Beckham Jr.** played collegiately at LSU with 49ers LB **Kwon Alexander** (2012-13).


•49ers DL **Dee Ford** played in Kansas City with Browns TE **Demetrius Harris** (2014-18) and CB **Terrance Mitchell** (2016-17).

•49ers K **Robbie Gould** played with G **Eric Kush** (2016) and **Terrance Mitchell** (2014-15) in Chicago. **Robbie Gould** and 49ers C **Weston Richburg** played with Browns WR **Odell Beckham Jr.** and DE **Olivier Vernon** for the Giants in 2016.

•49ers OL **Mike Person** played with Browns T **Greg Robinson** in 2014 for the Rams.

•Browns DT **Sheldon Richardson** played with 49ers CB **Richard Sherman** for Seattle in 2017.

## THE LAST TIME VS. THE 49ERS



FirstEnergy Stadium, Cleveland, Ohio

Behind RB Isaiah Crowell's two touchdowns and career-high 145 rushing yards, the Cleveland Browns defeated the San Francisco 49ers, 24-10, at FirstEnergy Stadium. On the Browns' second offensive possession Crowell took the first play 50 yards to the 49ers' 34-yard line. Five plays later he scored from a yard out to put the Browns up, 7-0. The first quarter ended, 7-0, but seconds into the second quarter QB Johnny Manziel began to lead the offense towards 49ers territory. K Travis Coons kicked a 26-yard field goal to cap a 10-play, 56-yard scoring drive. San Francisco would add a K Phil Dawson field goal with 4:16 left in the second quarter to make to score, 10-3, going into half. On the Browns' second possession of the third quarter, Manziel completed six of seven passes and led the team on an eight-play, 78-yard scoring drive, which was finished off by a 2-yard Gary Barnidge TD reception. With the Browns leading, 17-3, Crowell added his second touchdown of the day early in the fourth quarter. He rushed for 64 yards on the drive, including a 54-yard burst and finally reached the endzone from three yards out to put the Browns up three touchdowns, 24-3. San Francisco added a final touchdown on their last offensive possession of the day when QB Blaine Gabbert hit WR Jerome Simpson for a 6-yard score. On the day, Manziel completed 21 of 31 attempts for 270 yards, 1 TD and 1 INT. The Cleveland defense totaled a season-high nine sacks in the contest, led by LB Nate Orchard and LB Armonty Bryant who each finished with two sacks. Bryant also tied for the team-high in tackles with DB Tramon Williams with seven.

TEAM	1	2	3	4	F
San Francisco	0	3	0	7	10
Cleveland	7	3	7	7	24

## SCORING SUMMARY

### TEAM Q TIME PLAY

Browns	1	5:38	I.Crowell 1 yd. run (T.Coons kick) (6-84, 3:27)
Browns	2	9:04	T.Coons 26 yd. Field Goal (10-56, 5:52)
49ers	2	4:12	P.Dawson 44 yd. Field Goal (4-6, 1:30)
Browns	3	0:14	G.Barnidge 2 yd. pass from J.Manziel (T.Coons kick) (8-78, 4:15)
Browns	4	8:48	I.Crowell 3 yd. run (T.Coons kick) (9-91, 4:47)
49ers	4	1:42	J.Simpson 6 yd. pass from B.Gabbert (P.Dawson kick) (8-94, 1:40)

## TEAM STATISTICS

	CLE	SF
FIRST DOWNS:	28	15
TIME OF POSSESSION:	37:39	22:21
TOTAL NET YARDS: (RU/PA):	481 (230/251)	221 (71/150)
SACKS/YARDS	9-44	2-19
PUNTS/AVERAGE:	3-39.7	7-40.9
PENALTIES/YARDS:	8-71	5-40
FUMBLES/LOST:	1/0	3/1

## INDIVIDUAL STATISTICS

**PASSING:** CLE: J. Manziel 21-31 270 (1 TD, 1 INT); SF: B. Gabbert 18-28 194 (1 TD)  
**RUSHING:** CLE: I. Crowell 20-145 (2 TD), D. Johnson 13-78, J. Manziel 7-15, G. Winston 1-(-8); SF: S. Draughn 11-43, B. Gabbert 3-19, T. Cadet 2-6, B. Miller 1-3.  
**RECEIVING:** CLE: B. Hartline 8-107, G. Barnidge 5-84 (1 TD), T. Benjamin 4-41, M. Moore 2-23, I. Crowell 1-9, D. Johnson Jr. 1-6; SF: Q. Patton 5-46, B. Bell 3-49, T. Cadet 2-28, A. Boldin 2-22, J. Simpson 2-20 (1 TD), S. Draughn 2-8, T. Smith 1-17, B. Leonhardt 1-4.

## WHAT TO LOOK FOR THIS WEEK

### WR ODELL BECKHAM JR.

- With 125-plus receiving yards, would pass Jerry Rice (1985-90) with 18 games of 125 receiving yards in a player's first six years.
- With 100 receiving yards, could total 26 100-yard-receiving games for his career. The mark would pass DeAndre Hopkins for fourth among active players in their first six years.
- With 16 receiving yards, will tie Randy Moss for sixth in receiving yards in the first 70 games of a player's career (5,800).
- A receiving touchdown will tie him with Jimmy Graham (2010-14) with 46 during a player's first 70 games (eighth).
- A 100-yard game will place him fourth all time among players in their first 70 career games in 100-yard receiving (26).
- A 100-yard game will place him fourth all time among players in their first 70 career games in 100-yard receiving (26).
- Nine receptions will tie him with Keenan Allen (420) for the fifth-most catches in a player's first 70 games.

### WR JARVIS LANDRY

- With five catches, will place third for most games with five-plus catches all time by a six-year player with 60.
- Is one catch from 500 for his career.
- With four catches, will pass Sterling Sharpe (501) and Anquan Boldin (502) to become seventh on the all-time receptions list by a player in his first six years.
- With five catches and 100 receiving yards, would be the first Brown since Josh Gordon in 2013 to do so in back-to-back games and would be just the eighth Brown ever to do so.

### DE MYLES GARRETT

- Is one sack away from breaking the Browns record for sacks in a player's first three years (Reggie Camp, 27).
- One forced fumble will tie him for second on the Browns all-time list in a player's first three seasons.
- With a sack and a forced fumble, will tie Mark Word and Kamerion Wimbley for second on the Browns all-time list of games with a sack and forced fumble in a player's first three years (five).
- Multiple sacks will tie him for the third-most games (three) recording more than one sack through the first five weeks of a season in NFL history.

### QB BAKER MAYFIELD

- With two passing touchdowns, will tie Derek Anderson (29) for most by a Brown in his first two years. He's also 129 passing yards away from tying Bernie Kosar's passing yards record in the same category (3,854).
- Could become the first Brown since Josh McCown in 2015 to pass for 300 yards in back-to-back games.

### RB NICK CHUBB

- Is 34 rushing yards away from tying Ernest Byner (1,428) for fourth most by a Brown in his first two years. He's also 83 scrimmage yards away from tying Bobby Mitchell (1,725) for seventh in the same category.
- With 100 yards from scrimmage, will tie for third in team history with eight games of 100-plus scrimmage yards in a player's first two years.
- With three rushing scores, would be the first NFL player to do so in back-to-back games since Devonta Freeman in 2015 and would be the first Brown since Jim Brown in 1958.
- With 100 rushing yards, would be the first Brown to do so in consecutive contests since he did it in 2018. With 125-plus rushing yards, would be the first Brown to accomplish the feat in consecutive games since Jerome Harrison in 2010.



## PROBABLE OFFENSIVE STARTERS

**WR Jarvis Landry** – Leads the Browns with 328 receiving yards on 18 receptions this season...Led the Browns in receiving in 2018, catching 81 passes for 976 yards...Traded from the Dolphins after leading the NFL with 112 receptions in 2017...Recorded the most receptions by any NFL player through their first five seasons with 481...Selected to the past four Pro Bowls.

**LT Greg Robinson** – Opened each game at LT this season...Started the final eight games of the 2018 regular season with the Browns...Signed by the Browns in 2018...No. 2 overall pick by the Rams in 2014.

**LG Joel Bitonio** – Has not missed an offensive snap since 2016...Started all 66 games he's appeared in since being drafted by the Browns in the second round (35th overall) of the 2014 draft...Earned first career Pro Bowl selection in 2018 and was a second-team All-Pro honoree.

**C JC Tretter** – Started the past 36 games at C and has not missed an offensive snap since joining the Browns in 2017...Originally selected by the Green Bay Packers in the fourth round of the 2013 NFL Draft...Joined the Browns as an unrestricted free agent in 2017.

**RG Eric Kush** – Started every game at RG this year...Signed by the Browns as a free agent this offseason...Seven-year vet who has also appeared in games with the Bears (2016-18), Rams (2015) and Chiefs (2013-14)...Originally a sixth-round pick by Kansas City in 2013.

**RT Chris Hubbard** – Started at RT in Weeks 1, 2 and 4...Moved to LT mid-game in the opener following an injury on the line...Started at RT in all 16 games in 2018...Joined the Browns in 2018 following five seasons with the Steelers.

**TE Pharaoh Brown** – Caught one pass for 18 yards against the Ravens...Appeared in every contest this season with two starts...Spent five weeks on the Browns' active roster last year but did not appear in a game...Also spent four weeks on the Browns' practice squad in 2018...Appeared in two games with Oakland in 2017 after signing as an undrafted free agent.

**WR Odell Beckham Jr.** – Leads Browns in receptions with 21 for 308 yards this season...Eclipsed 1,000 receiving yards in four of his first five seasons, missing only 2017, when ankle injuries limited him to four games...Three-time Pro Bowler and two-time All-Pro...First-round pick by the Giants in 2014 and joined the Browns via trade in 2019.

**QB Baker Mayfield** – Voted Browns' season-long captain by his teammates...1,147 passing yards and four TDs...Has thrown at least one TD pass in each of his 17 starts, trailing only St. Louis' Kurt Warner (23 from 1999-00) for the most consecutive starts with a touchdown pass to begin an NFL career...Set NFL rookie record with 27 passing TDs in 2018, despite starting just 13 games...First overall selection of the 2018 NFL Draft...2017 Heisman Trophy Winner.

**RB Nick Chubb** – Rushed for 165 yards and 3 TDs on 20 carries (8.3 avg) against the Ravens...Leads the team in rushing with 398 yards and four TDs...Ranks fourth in the AFC in rushing yards...Set a Browns rookie record with 996 rushing yards in 2018, while adding 10 total touchdowns...Recorded the longest run in Browns history and the second-longest by a rookie in NFL history with a 92-yard score against Atlanta on Nov. 11, 2018...Second-round pick in 2018...Finished collegiate career ranked second in Georgia history in rushing yards.

**TE Demetrius Harris** – Appeared in every game this season...Caught his first touchdown pass as a Brown vs. LAR in Week 3...Signed by the Browns as an unrestricted free agent this offseason...Initially signed by Kansas City as an undrafted free agent in 2013...Posted a career-high three scoring grabs in 2018...Played college basketball at Milwaukee.

## OFFENSIVE RESERVES

**WR Antonio Callaway** – Suspended first four games of regular season...Caught 43 passes for 586 yards and five touchdowns as a rookie in 2018...Fourth-round pick of the 2018 draft.

**C Austin Corbett** – Appeared in two games this season...Can play all three interior line positions...Played 11 games with one start as a rookie in 2018...Selected by the Browns in the second round of the 2018 draft.

**QB Garrett Gilbert** – Has not appeared in a game in 2019...Signed by the Browns this offseason after playing with the Orlando Apollos of the Alliance of American Football...Led the AAF in passing yards...Sixth-round pick by the Rams in 2014.

**WR Rashard Higgins** – Inactive the past three weeks...Set career highs in 2018 with 39 receptions for 572 yards and four touchdowns...Selected by the Browns in the fifth round in 2016...Set Colorado State career records for receptions (239), receiving yards (3,649) and TDs (31)...Led the nation in 2014 with 1,750 receiving yards and 17 TD receptions.

**RB Dontrell Hilliard** – Rushed for 27 yards and a TD on six carries vs. the Ravens...Appeared in three games this season with two rushing touchdowns...Appeared in 11 games last year...Signed as an undrafted free agent in 2018 out of Tulane.

**WR KhaDarel Hodge** – Appeared in all four games this season, primarily on special teams...Claimed via waivers by the Browns after final roster cuts...Played 14 games with the Rams in 2018...Began his college career as a quarterback at Alcorn State before transitioning to the wide receiver at Prairie View A&M.

**RB D'Ernest Johnson** – Returned one kickoff for 13 yards at Ravens...Has 4 carries for 21 yards and five receptions for 65 yards this season...Joined the Browns after playing with the Orlando Apollos of the Alliance of American Football...Finished third in the AAF in rushing yards...Finished as South Florida's career all-purpose yardage leader.

**T Kendall Lamm** – Inactive the past three weeks...Appeared as a reserve in the opener before sustaining a knee injury...Signed by the Browns as an unrestricted free agent this offseason...Appeared in 56 career games with 24 starts...Started a career-high 13 games in 2018 with the Texans.

**G Justin McCray** – Has appeared in three games with one start this season...Acquired by the Browns in a trade with the Packers on August 31, 2019...Appeared in 12 games with five starts for Green Bay in 2018...Also spent time in the Arena Football League.

**WR Damion Ratley** – Caught one pass for 10 yards at BAL in Week 4...Has eight receptions for 103 yards...Played in 13 games with three starts as a rookie last year...Sixth-round pick of the 2018 draft.

**TE Ricky Seals-Jones** – Caught three passes for 82 yards at BAL, including a long of 59...Has four receptions for 96 yards and a touchdown this season...Claimed via waivers from the Cardinals during final roster cuts...Set career highs last year in receptions (34), receiving yards (343) and games played (15)...Initially signed by Arizona as an undrafted free agent in 2017.

**WR Taywan Taylor** – Appeared in three games this season...Acquired by the Browns in a trade with Tennessee Titans on August 31, 2019...Third-round pick by the Titans in 2017.

**G Wyatt Teller** – Appeared in three games in 2019...Acquired by the Browns in a trade with the Bills on August 29, 2019...Originally drafted by Buffalo in the fifth round of the 2018 draft...Started the Bills' final seven regular season games in 2018.



## PROBABLE DEFENSIVE STARTERS

**DE Myles Garrett** - Second in the NFL, first in AFC with 6.0 sacks this season...13 tackles and one forced fumble on the season...One of two players in the league to rank top-five in sacks (6), tackles for loss (5) and quarterback hits (8)...Set career high with 3.0 sacks Week 2, the most by a Brown since 2014...Registered 13.5 sacks in 2018, the second-most by a Brown in a single-season...2018 Pro Bowl and second-team All-Pro selection...His 26.5 sacks in 30 games are the second-most sacks by a Brown in their first three seasons...Selected by the Browns first overall in the 2017 NFL Draft.

**DT Larry Ogunjobi** - 15 tackles and second on team with 3.0 sacks this season...Tallied a career-best 5.5 sacks in 2018...9.5 sacks on his career...Played in 34 games since entering the league in 2017...First player drafted in the NFL from Charlotte after being selected in the third round in the 2017.

**DT Sheldon Richardson** - Tied for second on the team with 19 tackles, adding one pass defended...Signed by the Browns as an unrestricted free agent this offseason...Spent time with the Jets (2013-16), Seahawks (2017) and Vikings (2018)...2013 NFL Defensive Rookie of the Year after being selected by the Jets in the first round in 2013...Selected to the Pro Bowl in 2014.

**DE Olivier Vernon** - Nine tackles this season...Tallied his first sack of the season and 52nd of his career Week 4 at BAL...Eight-year vet who joined the Browns via trade this offseason...Led the Giants last year in sacks...Earned second team All-Pro honors in 2016 and was selected to the Pro Bowl in 2018...Third-round pick by Miami in 2012.

**WILL Mack Wilson** - 16 tackles and a pass defended...Has started Weeks 3 and 4 at WILL...Fifth-round pick this year out of Alabama.

**MIKE Joe Schobert** - Leading the team, fourth in the NFL with 44 tackles...Set a career-high in tackles with 17 and registered his first sack of the season Week 4 at BAL...Also has one pass defended, forced fumble and a fumble recovery...Registered 100-tackle campaigns in 2017 and 2018...Selected to the Pro Bowl in 2017...Drafted by the Browns in the fourth round of the 2016 NFL Draft.

**SAM Adarius Taylor** - Saw action in three games...Inactive Week 2 (ankle)...Signed by the Browns as an unrestricted free agent this offseason after four seasons in Tampa Bay (2015-17) and one in Carolina (2014).

**CB Denzel Ward** - Second-year pro with seven tackles this season...Missed Weeks 3 and 4 due to a hamstring injury...In 2018, became the sixth Browns rookie to be named to the Pro Bowl...Finished tied for second among all NFL rookies with three interceptions last year...Fourth overall pick in 2018.

**CB Greedy Williams** - Five tackles on the season...Missed Weeks 3 and 4 with a hamstring injury...Second-round pick by the Browns this year...Recorded eight interceptions in 24 career games at LSU.

**S Damarious Randall** - Registered his first sack of his career Week 4 at BAL...Seven tackles, one sack and one pass defended this season...Missed Weeks 2 and 3 with a concussion...Led the Browns with four interceptions last year...One of four active players to have at least three interceptions in each of his first four seasons...First-round pick by Green Bay in 2015 where he played CB...Converted to S after being traded to the Browns in 2018.

**S Morgan Burnett** - 12 tackles and two sacks this season...Missed Weeks 3 and 4 with a quad injury...Signed by the Browns this offseason after eight seasons in Green Bay (2010-2017) and one in Pittsburgh (2018)...Third-round pick by Green Bay in 2010.

## DEFENSIVE RESERVES

**LB Genard Avery** - Inactive for Weeks 1, 2 and 4 of the season...Saw action in Week 3 and tallied his first tackle of the season...Recorded 4.5 sacks as a rookie in 2018...Selected by the Browns in the fifth round.

**S Juston Burris** - Started his first game of the season Week 3 vs. LAR, totaling four tackles and an interception...Appeared in Week 4...Claimed by the Browns via waivers from Oakland prior to Week 3...Originally a fourth-round pick by the Jets in 2016.

**CB T.J. Carrie** - Started Weeks 3 and 4...15 tackles, one interception, two passes defended and a fumble recovery on the season...Joined the Browns as an unrestricted free agent in 2018...Seventh-round pick by the Raiders in 2014.

**DT Daniel Ekuale** - Saw action in every game this season...Two tackles this season...Spent 13 weeks on the Browns' practice squad as a rookie in 2018.

**LB Willie Harvey** - Saw action the past two weeks...1 special teams tackle on the season...Spent Weeks 1 and 2 on the Browns' practice squad...An undrafted free agent signed by the Browns in 2019.

**CB Robert Jackson** - Saw action in Week 3 and 4...Spent Weeks 1 and 2 on the Browns' practice squad...Spent six weeks on the Browns's practice squad in 2018...An undrafted free agent signed by the Browns in 2018.

**LB Malik Jefferson** - 1 special teams tackle this season...Claimed via waivers by the Browns following final roster cuts this year...Originally selected by Cincinnati in the third round of the 2018 draft.

**DT Devaroe Lawrence** - Appeared in all four games this season...Collected his first career interception Week 4 at BAL...Two tackles on the season...Acquired by the Browns via trade with New Orleans during final roster cuts in 2018...Appeared in one game and spent 13 weeks on the Browns' practice squad in 2018...Initially signed by New Orleans as an undrafted free agent in 2017.

**CB Terrance Mitchell** - Has started the past two games...Nine tackles and one pass defended this season...Signed by the Browns as an unrestricted free agent in 2018...Has also spent time with the Bears (2015), Cowboys (2015) and Chiefs (2016-17)...Seventh-round pick by Dallas in 2014.

**S Eric Murray** - 12 tackles and one pass defended...Appeared in every game with three starts this season...Started nine games for Kansas City last year...Fourth-round pick by Kansas City in 2016...Traded to the Browns this offseason.

**S Sheldrick Redwine** - Three special teams tackles this season...Inactive Week 4 at BAL (hamstring)...Selected by the Browns in the fourth round this year out of Miami (Fla.).

**DE Chris Smith** - Appeared in three games this season...Saw action in all 16 games in 2018 with two starts...Signed by the Browns as an unrestricted free agent in 2018 following three seasons in Jacksonville (2014-16) and one in Cincinnati (2017).

**LB Sione Takitaki** - Two special teams tackles this season...Inactive Week 1...Third-round pick this year out of BYU.

**DE Chad Thomas** - Appeared in every game this season...Four tackles this season (tied for last year's total)...Recorded his first career fumble recovery Week 4 at BAL...Saw action in four games as a rookie last year...Third-round pick in 2018.

**CB Tavierre Thomas** - Played in every game this season...Tied for second on team for special teams tackles in 2018...Claimed by the Browns via waivers during final roster cuts in 2018 from Arizona.

**S Jermaine Whitehead** - Collected his first career interception Week 4 at BAL...Tied for second on team in tackles (19), passes defended with two...Also one pass defended...Appeared in 14 games last year (seven with the Browns and seven with the Packers)...Joined the Browns via waivers mid-season in 2018...Fourth year vet, who originally signed with the 49ers as an undrafted free agent in 2015.

## SPECIALISTS

**P Jamie Gillan** - Tied for second in the NFL with 11 punts inside the 20 this season...Week 2 AFC Special Teams Player of the Week...Only undrafted rookie to make the Browns 53-man roster this year...Kicked and punted while at Arkansas-Pine Bluff...Native of Scotland and moved to the U.S. as a teenager.

**K Austin Seibert** - 7 for 7 on FGs and 8 for 9 on PATs...Selected by the Browns in the fifth round...Finished career at Oklahoma as the all-time leading scorer in FBS history with 499 points...2018 Big 12 Special Teams Player of the Year.

**LS Charley Hughlett** - Handled all of the Browns' long-snapping duties since 2015...Played in 68 career games...Voted Browns season-long captain by his teammates...Signed to the Browns' active roster from the Chiefs' practice squad on Dec. 24, 2014.

## A SLAM MONK

OC **Todd Monken** is in his first season with Cleveland in 2019 after spending the last three years as the Tampa Bay Buccaneers' OC. Last year, the Buccaneers offense was one of the top in the league. Tampa Bay led the NFL in passing yards per game (320.3), while ranking third in total yards per game (415.5), third in third down conversion rate (46.0) and fourth in yards per play (6.30). The 2018 offense, led by Monken, was also the best in team history, owning the most yards (6,648), most passing yards (5,125), most points (396) and most first downs (388) in franchise history. Additionally, Tampa Bay's 5,125 passing yards in 2018 were the fourth most in a single season in team history.

Monken also helped Buccaneers WR Mike Evans rank third in the NFL in receiving yards (1,524) in 2018, establishing a new franchise record.

## WHERE THERE'S A WILKS, THERE'S A WAY

DC **Steve Wilks** came to Cleveland in 2019 after serving as the Arizona Cardinals' HC in 2018. Under his guidance, the Cardinals finished fourth (203.9 yards per game) in the NFL against the pass. The unit also recorded 49 sacks, the fifth-best total in the league and the third best in the NFC. The total was also the fourth highest in team history.

## SPECIAL DELIVERY

STC **Mike Priefer** is in his 13th season as an NFL STC and first with the Browns in 2019. While with the Minnesota Vikings (2011-18), Priefer's units led the NFL with 14 special teams touchdowns. The Vikings scored on seven kickoff returns, five punt returns and two touchdowns off blocked punts. In 2018, the Vikings' Marcus Sherels broke the team's career punt return yardage record and also holds the record for most punt returns for scores (five), the most in the NFL since 2012. Sherels has also returned the most punts for 20-plus yards in the NFL over the same span (29).

## BIG-TIME STOPS

The Browns defense has only allowed 12 big plays of 20 or more yards in 2019, tied for the league's seventh-lowest number.

## 2019 NFL TEAM LEADERS: OPP. PLAYS OF 20+ YDS

Team	20+
1. San Francisco 49ers	7
2. Los Angeles Rams	8
3t. Chicago Bears	10
3t. Buffalo Bills	10
3t. Minnesota Vikings	10
6. Dallas Cowboys	11
7t. <b>Cleveland Browns</b>	12
7t. New England Patriots	12
7t. Seattle Seahawks	12

## BUTTERFINGERS

As a defense, the Browns' 21 forced fumbles since last season and 35 since 2017 both rank as top marks in the league during those spans.

## 2018-19 NFL TEAM LEADERS: FF

Team	FF
1. Kansas City Chiefs	29
2. Houston Texans	28
3t. Chicago Bears	25
3t. Buffalo Bills	25
5. New Orleans Saints	23
6. Seattle Seahawks	22
7t. <b>Cleveland Browns</b>	21
7t. Arizona Cardinals	21
7t. Washington Redskins	21
10. Dallas Cowboys	19

## 2017-19 NFL TEAM LEADERS: FF

Team	FF
1t. Houston Texans	41
1t. Buffalo Bills	41
1t. Kansas City Chiefs	41
4. New Orleans Saints	40
5t. Dallas Cowboys	39
5t. Chicago Bears	39
7. Arizona Cardinals	38
8t. <b>Cleveland Browns</b>	35
8t. Seattle Seahawks	35
10t. Los Angeles Rams	34
10t. Tampa Bay Buccaneers	34

Additionally, the Browns have collected 23 opponent fumble recoveries since 2017 (ninth) and 17 since 2018 (third).

## 2018-19 NFL TEAM LEADERS: FR

Team	FR
1. Houston Texans	19
2. Seattle Seahawks	18
3. <b>Cleveland Browns</b>	17
4. New Orleans Saints	16
5. Kansas City Chiefs	15

## 2017-19 NFL TEAM LEADERS: FR

Team	FF
1t. Seattle Seahawks	27
1t. Chicago Bears	27
3t. Tampa Bay Buccaneers	26
3t. Detroit Lions	26
5. Kansas City Chiefs	25
6t. Houston Texans	24
6t. Dallas Cowboys	24
6t. Los Angeles Rams	24
9. <b>Cleveland Browns</b>	23
10. Green Bay Packers	22

With three opponent fumble recoveries through the first quarter of the season, the Browns are tied for ninth in the NFL in the category.

## TURNING A NEGATIVE INTO A POSITIVE

On top of its takeaway ability, the Browns defense forced 109 plays for negative yards by its opponents, sixth in the NFL last season. Additionally, the unit's 64 forced negative rushing plays by their opponents were also sixth in the league, while its forced negative passing plays tied for 10th.

In 2019, the Browns have forced 25 total negative plays (plus sacks), tied for sixth in the league.

## 2019 NFL TEAM LEADERS: OPP. NEG. PLAYS (+SACKS)

Team	Tot
1. Carolina Panthers	28
2. Pittsburgh Steelers	27
3t. Buffalo Bills	26
3t. Atlanta Falcons	26
3t. Chicago Bears	26
6t. <b>Cleveland Browns</b>	25
6t. Tennessee Titans	25
6t. Houston Texans	25
6t. Arizona Cardinals	25
10t. Minnesota Vikings	24
10t. New England Patriots	24

## 2019 NFL TEAM LEADERS: SACKS

Team	Sacks
1t. New England Patriots	18
1t. Carolina Panthers	18
3. Chicago Bears	17
4t. <b>Cleveland Browns</b>	14
4t. Pittsburgh Steelers	14
6t. Jacksonville Jaguars	13
6t. Tennessee Titans	13
6t. Houston Texans	13

## 2019 NFL TEAM LEADERS: SACK YDS

Team	Yds
1. Chicago Bears	143
2. New England Patriots	113
3. Pittsburgh Steelers	111
4. <b>Cleveland Browns</b>	103
5. Carolina Panthers	100

Moreover, the Browns have posted 24 tackles for loss, fourth in the league this season.

## 2019 NFL TEAM LEADERS: TFLs

Team	TFL
1t. Minnesota Vikings	24
1t. Carolina Panthers	24
1t. Pittsburgh Steelers	24
4. <b>Cleveland Browns</b>	23
5. Arizona Cardinals	22
6t. New England Patriots	21
6t. Atlanta Falcons	21
8t. Tampa Bay Buccaneers	20
8t. Baltimore Ravens	20
8t. Chicago Bears	20
8t. Oakland Raiders	20

Since 2017, the Browns have made a point to wrap up their opponents for lost yards, placing third in most TFLs in the league in that span.

## 2017-19 NFL TEAM LEADERS: TFLs

Team	TFL
1. Arizona Cardinals	206
2. Pittsburgh Steelers	199
3. <b>Cleveland Browns</b>	198
4. Baltimore Ravens	196
5. Minnesota Vikings	189

## EARLY SUCCESS

Through the first quarter of the season, the Browns' 14 sacks are tied for the third most in franchise history from Weeks 1-4.

## ALL-TIME BROWNS TEAM LEADERS: SACKS (WEEKS 1-4)

Year	Sacks
1t. 2000	15
1t. 1992	15
3t. <b>2019</b>	14
3t. 2013	14
3t. 1970	14
3t. 1961	14
7t. 1989	13
7t. 1993	13
7t. 1969	13
7t. 2012	13

It's also tied for 10th in the NFL (2018 Dallas Cowboys) by a team in the same span since 2016.

## NOT SO FAST

When its opponents are in a goal-to-go situation, the Browns defense ties for the sixth-highest total in takeaways (three) since 2018.

## 2018-19 NFL TEAM LEADERS: GOAL-TO-GO TAKEAWAYS

Team	Drives	Tot
1t. Minnesota Vikings	30	4
1t. Chicago Bears	22	4
1t. Kansas City Chiefs	45	4
1t. Los Angeles Chargers	37	4
1t. Pittsburgh Steelers	31	4
6t. <b>Cleveland Browns</b>	36	3
6t. Washington Redskins	41	3
6t. Atlanta Falcons	38	3
6t. Tennessee Titans	28	3
10t. Miami Dolphins	41	2
10t. Green Bay Packers	37	2
10t. Denver Broncos	29	2
10t. Seattle Seahawks	30	2



## ON THE ATTACK

The Browns defense was among the league's best in defending the pass in 2018, placing fifth in passes defended (78). Since then, the Browns are tied for ninth in the NFL in pass breakups with 91 and are 10th since 2017 with 164.

## 2018-19 NFL TEAM LEADERS: PD

Team	PD
1. Chicago Bears	116
2. Baltimore Ravens	108
3. Houston Texans	105
4. Buffalo Bills	102
5. New England Patriots	98
6. Philadelphia Eagles	96
7. Denver Broncos	95
8. New York Giants	92
9t. <b>Cleveland Browns</b>	<b>91</b>
9t. New York Jets	91
9t. Los Angeles Rams	91

## 2017-19 NFL TEAM LEADERS: PD

Team	PD
1. Baltimore Ravens	191
2. Philadelphia Eagles	188
3. Los Angeles Rams	187
4. Chicago Bears	185
5. Buffalo Bills	184
6. New Orleans Saints	180
7. Kansas City Chiefs	171
8t. New York Giants	165
8t. New England Patriots	165
10. <b>Cleveland Browns</b>	<b>164</b>

Dating back to last season, the Browns have also tied for the fifth-most interceptions with 21.

## 2018-19 NFL TEAM LEADERS: INT

Team	Int
1. Chicago Bears	31
2. New England Patriots	28
3t. Miami Dolphins	22
3t. Los Angeles Rams	22
5t. <b>Cleveland Browns</b>	<b>21</b>
5t. Buffalo Bills	21
5t. New York Giants	21
8. Washington Redskins	19
9. Kansas City Chiefs	18
10t. Indianapolis Colts	17
10t. Carolina Panthers	17
10t. Denver Broncos	17
10t. New York Jets	17
10t. Atlanta Falcons	17

The Browns are also tied for fifth in interceptions this season (four), along with nine other teams.

## 21 AND HIGHER

Since 2018, the Browns defense ranks No. 4 in the NFL in opponent passer rating when passed on 21 or more times (58.6).

## 2018-19 NFL TEAM LEADERS: OPP. PASSER RATING (21+ ATT)

Team	Rate
1. Buffalo Bills	19.6
2. Chicago Bears	30.7
3. New England Patriots	39.6
4. <b>Cleveland Browns</b>	<b>58.6</b>
5. Houston Texans	74.6

The defense also ranks fifth in the league this season in the same category (30.7).

## 2019 NFL TEAM LEADERS: OPP. PASSER RATING (21+ ATT)

Team	Rate
1. New England Patriots	5.10
2. Carolina Panthers	8.20
3. Buffalo Bills	24.4
4. Chicago Bears	27.3
5. <b>Cleveland Browns</b>	<b>30.7</b>

## CRUNCH TIME

Opposing offenses have had the sixth-least amount of success against the Browns in the final two minutes of a given half since last season, collecting only 54 total points.

## 2018-19 NFL TEAM LEADERS: OPP. PTS (LAST TWO MINUTES OF A HALF)

Team	Opp Pts
1. Tennessee Titans	29
2. Baltimore Ravens	45
3. Chicago Bears	49
4t. New England Patriots	52
4t. Minnesota Vikings	52
6. <b>Cleveland Browns</b>	<b>54</b>
7. Pittsburgh Steelers	57
8. Miami Dolphins	59
9. Carolina Panthers	60
10t. Tampa Bay Buccaneers	61
10t. Jacksonville Jaguars	61

### IN THE DRIVER'S SEAT

The Browns defense has made a point to get on and off the field quickly in 2019, tying for seventh in the NFL with just five opposing offensive drives lasting longer than 10 or more plays.

#### 2019 NFL TEAM LEADERS: OPP. 10+ PLAY DRIVES

Team	Drives	10+
1t. Cincinnati Bengals	39	3
1t. New York Jets	38	3
1t. New England Patriots	51	3
4t. Baltimore Ravens	42	4
4t. Los Angeles Chargers	38	4
4t. Tennessee Titans	49	4
<b>7t. Cleveland Browns</b>	<b>48</b>	<b>5</b>
7t. Four Other Teams		5

### THIRD-AND-STOPPED

The Browns defense has allowed other teams to convert just 29.2 percent of their third downs, fourth in the NFL in 2019. The Browns defense's success in the category also dates back to last season.

#### 2019 NFL TEAM LEADERS: OPP. 3RD-DOWN CONV. %

Team	1st%
1. New England Patriots	13.5
2. Dallas Cowboys	26.5
3. Chicago Bears	27.1
<b>4. Cleveland Browns</b>	<b>29.2</b>
5. Minnesota Vikings	30.0
6. Tennessee Titans	30.6
7. Buffalo Bills	31.0
8. Seattle Seahawks	32.6
9. Tampa Bay Buccaneers	35.3
10. New York Giants	35.4

#### 2018-19 NFL TEAM LEADERS: OPP. 3RD-DOWN CONV. %

Team	1st%
1. Minnesota Vikings	30.2
2. Chicago Bears	32.6
3. New England Patriots	33.3
4. Seattle Seahawks	34.3
5. Baltimore Ravens	34.4
<b>6. Cleveland Browns</b>	<b>34.5</b>
7. New York Jets	34.7
8. Buffalo Bills	35.2
9. Tennessee Titans	35.3
10. Philadelphia Eagles	36.5

### THREE STRIKES AND YOU'RE OUT

The 2019 Browns defense has forced its opponents to go three and out 11 times, tied for the NFL's sixth-best mark. Additionally, its number of opposing three-and-out drives per offensive drives is No. 9 in the league (22.9).

### FROM WEEK 2 AT NEW YORK JETS

- The Browns' 20-point win was the team's largest margin of victory since a 24-3 win at Cincinnati on Nov. 6, 2014.
- The Browns improved to 16-15 on Monday Night Football and 25-32 all time in primetime games. The Browns have won their last three primetime games and their first on MNF since a 29-27 victory at Buffalo on Nov. 17, 2008.
- The three points allowed by the Browns were the fewest by the team since a 24-3 win at Cincinnati on Nov. 6, 2014.

### BIG-PLAY BROWNS

Dating back to last season, the Browns are tied for ninth in the league in rushes for 10-plus yards (70), second in rushing average on rushing plays for 10-plus yards (19.0), tied for third in rushing scores for 10-plus yards (seven) and second in passing average on completions for 10-plus yards (21.2). The team is also tied for 10th in total touchdowns for 10-plus yards (27).

This season, the team is tied for 10th in the league in rushes for 10-plus yards (14), tied for first in rushing touchdowns for 10-plus yards (three), eighth in rushing average on rushing plays for 10-plus yards (18.5), tied for eighth in completions for 10-plus yards (46), fourth in passing average on completions for 10-plus yards (21.5) and seventh in total plays for 10-plus yards.

#### 2018-19 NFL TEAM LEADERS: RUSH (10+ YRD)

Team	10+
1. Seattle Seahawks	91
2. Baltimore Ravens	88
3. Carolina Panthers	80
4. Dallas Cowboys	79
5. San Francisco 49ers	78
6. Tennessee Titans	76
7. Los Angeles Rams	75
8. Los Angeles Chargers	72
<b>9t. Cleveland Browns</b>	<b>70</b>
9t. New England Patriots	70
9t. Houston Texans	70

With the help of RB Nick Chubb's three long scores in 2019 (14, 19, 88), the Browns are also tied for third in rushing touchdowns for 10-plus yards.

#### 2018-19 NFL TEAM LEADERS: RUSH TD (10+ YRD)

Team	10+ TD
1. Minnesota Vikings	9
2. Los Angeles Chargers	8
<b>3t. Cleveland Browns</b>	<b>7</b>
3t. Baltimore Ravens	7
3t. Buffalo Bills	7

**2018-19 NFL TEAM LEADERS: RUSH AVG (10+ YRD)**

	Team	10+ Avg
1.	New York Giants	22.7
2.	<b>Cleveland Browns</b>	<b>19.0</b>
3.	Minnesota Vikings	18.9

**2018-19 NFL TEAM LEADERS: PASS AVG (10+ YRD)**

	Team	10+ Avg
1.	Kansas City Chiefs	21.7
2.	<b>Cleveland Browns</b>	<b>21.2</b>
3.	San Francisco 49ers	20.7
4.	Seattle Seahawks	20.5
5.	Pittsburgh Steelers	20.2

**2018-19 NFL TEAM LEADERS: TOTAL TD (10+ YRD)**

	Team	10+ TD
1.	Kansas City Chiefs	43
2.	Seattle Seahawks	33
3.	Los Angeles Chargers	32
4.	Atlanta Falcons	31
5t.	Minnesota Vikings	30
5t.	Tampa Bay Buccaneers	30
7t.	Pittsburgh Steelers	28
7t.	New England Patriots	28
7t.	Indianapolis Colts	28
10t.	<b>Cleveland Browns</b>	<b>27</b>
10t.	Dallas Cowboys	27

**2019 NFL TEAM LEADERS: RUSH (10+ YRD)**

	Team	10+
1.	Baltimore Ravens	24
2t.	Minnesota Vikings	18
2t.	San Francisco 49ers	18
2t.	Dallas Cowboys	18
5.	Jacksonville Jaguars	17
6t.	New York Giants	16
6t.	Houston Texans	16
8t.	Tennessee Titans	15
8t.	Buffalo Bills	15
10t.	<b>Cleveland Browns</b>	<b>14</b>
10t.	Seattle Seahawks	14

**2019 NFL TEAM LEADERS: RUSH TD (10+ YRD)**

	Team	10+ TD
1t.	<b>Cleveland Browns</b>	<b>3</b>
1t.	Minnesota Vikings	3
3.	Dallas Cowboys	2

**2019 NFL TEAM LEADERS: RUSH AVG (10+ YRD)**

	Team	10+ Avg
1.	Indianapolis Colts	25.0
2.	Chicago Bears	24.3
3.	Kansas City Chiefs	23.1
4.	Jacksonville Jaguars	21.1
5.	Minnesota Vikings	19.8
6.	Carolina Panthers	19.7
7.	Oakland Raiders	19.3
8.	<b>Cleveland Browns</b>	<b>18.5</b>
9.	Baltimore Ravens	18.5
10.	New York Giants	18.4

**2019 NFL TEAM LEADERS: PASS COMP (10+ YRD)**

	Team	10+ Avg
1.	Los Angeles Chargers	58
2t.	Los Angeles Rams	56
2t.	Atlanta Falcons	56
4.	Kansas City Chiefs	51
5.	Tampa Bay Buccaneers	50
6.	Detroit Lions	49
7.	Carolina Panthers	47
8t.	<b>Cleveland Browns</b>	<b>46</b>
8t.	Baltimore Ravens	46
8t.	New England Patriots	46

**2019 NFL TEAM LEADERS: PASS AVG (10+ YRD)**

	Team	10+ Avg
1.	Pittsburgh Steelers	25.2
2.	Kansas City Chiefs	24.1
3.	Tennessee Titans	22.0
4.	<b>Cleveland Browns</b>	<b>21.5</b>

**2019 NFL TEAM LEADERS: TOTAL PLAYS (10+ YRD)**

	Team	10+ TD
1.	Baltimore Ravens	70
2.	Los Angeles Chargers	68
3.	Los Angeles Rams	67
4.	Atlanta Falcons	65
5.	Tampa Bay Buccaneers	63
6.	Kansas City Chiefs	61
7.	<b>Cleveland Browns</b>	<b>60</b>
8t.	Buffalo Bills	59
8t.	Detroit Lions	59
8t.	Dallas Cowboys	59

**FROM WEEK 4 AT BALTIMORE RAVENS**

- At 2-2, the Browns are off to their best start to a season since 2014, when the team also started 2-2.

- The Browns have won their first two road games for the first time since 1994.

- The Browns registered their first win in Baltimore since a 33-30 overtime victory on Oct. 11, 2015.

- The Browns' 40 points were their most against an AFC North opponent since scoring 51 against the Cincinnati Bengals on Sept. 16, 2007.

- The Browns 530 net yards were the team's most since totaling 554 on Sept. 16, 2007.

- Marked first time in franchise history the Browns had a 300-yard passer (Mayfield), 150-yard rusher (Chubb) and 150-yard receiver (Landry) in a game.

- The Browns are now in a tie for first place in AFC North for first time since Week 10 of 2014.



## SOFT TOUCH

The Browns rank second in the league this season with a 9.1 scrimmage yards-per-touch average. The team ranks seventh in the category since last season (8.3) and sixth (8.0) since 2017.

## 2019 NFL TEAM LEADERS: SRIM YDS/TOUCH

Team	Avg
1. Kansas City Chiefs	9.4
2. <b>Cleveland Browns</b>	<b>9.1</b>
3. Baltimore Ravens	8.5
4. Los Angeles Chargers	8.4
5. New York Giants	8.3

## 2018-19 NFL TEAM LEADERS: SRIM YDS/TOUCH

Team	Avg
1. Kansas City Chiefs	9.1
2. Tampa Bay Buccaneers	8.5
3. Green Bay Packers	8.4
4. Atlanta Falcons	8.3
5. Los Angeles Rams	8.3
6. Los Angeles Chargers	8.3
7. <b>Cleveland Browns</b>	<b>8.3</b>
8. New York Giants	8.2
9t. Pittsburgh Steelers	8.0
9t. San Francisco 49ers	8.0

## 2017-19 NFL TEAM LEADERS: SRIM YDS/TOUCH

Team	Avg
1. Kansas City Chiefs	8.7
2. Tampa Bay Buccaneers	8.2
3t. Los Angeles Chargers	8.1
3t. Atlanta Falcons	8.1
3t. Los Angeles Rams	8.1
6. <b>Cleveland Browns</b>	<b>8.0</b>
7. San Francisco 49ers	7.9
8t. Green Bay Packers	7.8
8t. Pittsburgh Steelers	7.8

## GET REDY

Since 2018, the Browns have posted a 59.3 touchdown percentage in the red zone, seventh in the league.

## 2018-19 NFL TEAM LEADERS: RED-ZONE TD PCT

Team	Pct
1. Seattle Seahawks	66.3
2. Kansas City Chiefs	65.3
3. Pittsburgh Steelers	63.6
4. Indianapolis Colts	62.1
5. New Orleans Saints	61.9
6. Atlanta Falcons	59.6
7. <b>Cleveland Browns</b>	<b>59.3</b>
8. Cincinnati Bengals	57.5
9. New England Patriots	57.1
10. Philadelphia Eagles	56.7

## A WELL-RECEIVED AVERAGE

The Browns receivers have continued to perform well in 2019, placing second in receiving average (14.0) and fifth in the league (12.4) since 2018.

## 2019 NFL TEAM LEADERS: REC AVG

Team	Avg
1. Kansas City Chiefs	14.2
2. <b>Cleveland Browns</b>	<b>14.0</b>
3. Tampa Bay Buccaneers	13.4
4. San Francisco 49ers	12.8
5. Detroit Lions	12.8
6. Tennessee Titans	12.6
7. Baltimore Ravens	12.5
8. Dallas Cowboys	12.4
9. Los Angeles Chargers	12.4
10. New England Patriots	11.9

## 2018-19 NFL TEAM LEADERS: REC AVG

Team	Avg
1. Kansas City Chiefs	13.5
2. Tampa Bay Buccaneers	13.2
3. San Francisco 49ers	12.8
4. Los Angeles Rams	12.5
5. <b>Cleveland Browns</b>	<b>12.4</b>
6. Los Angeles Chargers	12.4
7. Seattle Seahawks	12.2
8. Houston Texans	12
9. Green Bay Packers	11.8
10. New England Patriots	11.7

GO LONG

Since the 2018 season, the Browns have been one of the NFL's best at stretching the field. The offense has posted 96 plays for 20-plus yards (tied for fourth), 19 rushes for 20-plus yards (tied for sixth), five rushing touchdowns for 20-plus yards (tied for first), a 35.8 rushing average on carries for 20-plus yards (fifth), 77 receptions for 20-plus yards (fifth), a 32.0 passing average on plays for 20-plus yards (seventh) and 96 total plays for 20-plus yards (tied for fourth).

In 2019, the team's rushing touchdown in the same category ranks tied for first, its 88.0 rushing average is first, its 17 receptions are tied for fifth and its 18 total plays are tied for ninth.

2018-19 NFL TEAM LEADERS: 20+ YARD PLAYS

Team	Tot
1. Kansas City Chiefs	122
2. Los Angeles Rams	100
3. Los Angeles Chargers	99
4t. <b>Cleveland Browns</b>	<b>96</b>
4t. New York Giants	96

2018-19 NFL TEAM LEADERS: 20+ YARD RUSH

Team	Tot
1. Kansas City Chiefs	24
2. New York Giants	22
3t. Seattle Seahawks	21
3t. Buffalo Bills	21
5. Minnesota Vikings	20
6t. <b>Cleveland Browns</b>	<b>19</b>
6t. Los Angeles Chargers	19
6t. Chicago Bears	19

2018-19 NFL TEAM LEADERS: 20+ YARD RUSH TD

Team	TD
1t. <b>Cleveland Browns</b>	<b>5</b>
1t. New York Giants	5
3t. Minnesota Vikings	4
3t. Denver Broncos	4

2018-19 NFL TEAM LEADERS: 20+ YARD RUSH AVG

Team	Avg
1. Washington Redskins	40.7
2. New York Jets	38.1
3. Tennessee Titans	37.7
4. New York Giants	37.2
5. <b>Cleveland Browns</b>	<b>35.8</b>

2018-19 NFL TEAM LEADERS: 20+ YARD TOT PLAYS

Team	Tot
1. Kansas City Chiefs	122
2. Los Angeles Rams	100
3. Los Angeles Chargers	99
4t. <b>Cleveland Browns</b>	<b>96</b>
4t. New York Giants	96

2019 NFL TEAM LEADERS: 20+ YARD RUSH TD

Team	TD
1t. <b>Cleveland Browns</b>	<b>1</b>
1t. Eight Other Teams	1

2019 NFL TEAM LEADERS: 20+ YARD REC

Team	Rec
1. Kansas City Chiefs	22
2. Los Angeles Chargers	20
3. Detroit Lions	19
4. Baltimore Ravens	18
5t. <b>Cleveland Browns</b>	<b>17</b>
5t. New England Patriots	17
5t. Atlanta Falcons	17

2019 NFL TEAM LEADERS: 20+ YARD TOT PLAYS

Team	Tot
1. Kansas City Chiefs	27
2. Los Angeles Chargers	23
3. Baltimore Ravens	22
4. Detroit Lions	21
5t. New York Giants	20
5t. Atlanta Falcons	20
7t. Buffalo Bills	19
7t. Seattle Seahawks	19
9t. <b>Cleveland Browns</b>	<b>18</b>
9t. Minnesota Vikings	18
9t. Dallas Cowboys	18
9t. Denver Broncos	18

AWAKEN THE SLEEPING GIANT

With the Kansas City Chiefs, General Manager **John Dorsey** selected three players who went on to earn first team All-Pro honors and were also selected to multiple Pro Bowls, including TE Travis Kelce (third round, 2013), CB Marcus Peters (first round, 2015) and WR Tyreek Hill (fifth round, 2016). In 2017, he drafted current Browns RB **Kareem Hunt** (third round), who led the NFL in rushing during his rookie season and was selected to the Pro Bowl. The year prior in 2016, LB D.J. Alexander (sixth round, 2015) was also selected to the Pro Bowl.

Dorsey's career success in the spring has been evident in the winter, as he's selected a rookie Pro Bowler in each NFL Draft since 2015, including CB **Denzel Ward** in his first draft as a Brown (2018).

DORSEY'S DRAFT SELECTIONS TO MAKE THE PRO BOWL AS ROOKIES SINCE 2015

Year	Rnd	Pick	Overall	Player	Pos	College
2018	1	4	4	<b>Denzel Ward</b>	CB	Ohio State
2017	3	22	86	Kareem Hunt	RB	Toledo
2016	5	28	165	Tyreek Hill	WR	West Alabama
2015	1	18	18	Marcus Peters	CB	Washington



13 | WR ODELL BECKHAM JR.

BEND IT LIKE BECKHAM JR.

Since entering the league in 2014, WR Odell Beckham Jr. is tied for fourth in the league with an average of 6.5 catches per game, third with 91.8 receiving yards per game, third with 45 receiving touchdowns, sixth in receiving yards (5,784) and 10th in receiving first downs (265).

## 2014-19 NFL RECEIVING LEADERS: REC/G

	Player	G	Rec	Rec/G
1.	Antonio Brown	77	580	7.5
2.	Michael Thomas	51	355	7.0
3.	Julio Jones	81	547	6.8
4t.	<b>Odell Beckham Jr.</b>	<b>63</b>	<b>411</b>	<b>6.5</b>
4t.	Keenan Allen	59	383	6.5
6.	Julian Edelman	55	346	6.3
7.	DeAndre Hopkins	83	500	6.0
8t.	Jarvis Landry	84	499	5.9
8t.	Christian McCaffrey	36	212	5.9
8t.	Larry Fitzgerald	82	480	5.9

His 91.8 receiving yards per game are the second-highest average in history (minimum 10 games played) behind Atlanta's Julio Jones (96.1).

## ALL-TIME NFL RECEIVING LEADERS: YDS/G (MIN. 10 GAMES PLAYED)

	Player	G	Yds	Yds/G
1.	Julio Jones	115	11,048	96.1
2.	<b>Odell Beckham Jr.</b>	<b>63</b>	<b>5,784</b>	<b>91.8</b>
3.	Calvin Johnson	135	11,619	86.1
4.	Antonio Brown	131	11,263	86.0
5.	Michael Thomas	51	4,148	81.3

## 2014-19 NFL RECEIVING LEADERS: YDS/G

	Player	G	Yds	Yds/G
1.	Julio Jones	81	8,311	102.6
2.	Antonio Brown	77	7,702	100
3.	<b>Odell Beckham Jr.</b>	<b>63</b>	<b>5,784</b>	<b>91.8</b>
4.	Terry McLaurin	3	257	85.7
5.	DeAndre Hopkins	83	6,894	83.1

## 2014-19 NFL RECEIVING LEADERS: TD

	Player	G	Rec	TD
1.	Antonio Brown	77	580	60
2.	DeAndre Hopkins	83	500	47
3.	<b>Odell Beckham Jr.</b>	<b>63</b>	<b>411</b>	<b>45</b>
4.	Mike Evans	81	413	44
5.	Davante Adams	78	373	39
6t.	Rob Gronkowski	65	295	37
6t.	Doug Baldwin	77	363	37
8.	Jordy Nelson	62	311	36
9.	Julio Jones	81	547	35
10.	A.J. Green	64	342	34

## 2014-19 NFL RECEIVING LEADERS: YDS

	Player	G	Rec	Yds
1.	Julio Jones	81	547	8,311
2.	Antonio Brown	77	580	7,702
3.	DeAndre Hopkins	83	500	6,894
4.	Mike Evans	81	413	6,471
5.	T.Y. Hilton	80	395	6,348
6.	<b>Odell Beckham Jr.</b>	<b>63</b>	<b>411</b>	<b>5,784</b>
7.	Demaryius Thomas	80	449	5,631
8.	Travis Kelce	83	434	5,605
9.	Brandin Cooks	78	379	5,443
10.	<b>Jarvis Landry</b>	<b>84</b>	<b>499</b>	<b>5,342</b>

## 2014-19 NFL RECEIVING LEADERS: 1ST DOWNS

	Player	G	Rec	1st
1.	Julio Jones	81	547	398
2.	Antonio Brown	77	580	369
3.	DeAndre Hopkins	83	500	359
4.	Mike Evans	81	413	328
5.	Travis Kelce	83	434	281
6.	Larry Fitzgerald	82	480	280
7.	T.Y. Hilton	80	395	279
8.	<b>Jarvis Landry</b>	<b>84</b>	<b>499</b>	<b>275</b>
9.	Demaryius Thomas	80	449	270
10.	<b>Odell Beckham Jr.</b>	<b>63</b>	<b>411</b>	<b>265</b>

FEELIN' LIKE A THOUSAND YARDS

Beckham Jr. has exceeded 1,000 receiving yards in four of his first five seasons, missing only 2017, when ankle injuries limited him to four games. He's one of only 12 players in history to accomplish the feat in his first five NFL seasons and is one just six active players to do so. His four 1,000-yard seasons are currently tied for 10th all time as he works toward his fifth 1,000-yard season in six years.



## ALL-TIME NFL RECEIVING LEADERS: 1,000 YDS IN FIRST SIX CAREER SEASONS

Player	Years	Tot
1. Randy Moss	1998-2003	6
2t. Lance Alworth	1963-67	5
2t. Marques Colston	2006-11	5
2t. Mike Evans	2014-19	5
2t. A.J. Green	2011-15	5
2t. Torry Holt	2000-04	5
2t. Chad Johnson	2002-06	5
2t. Brandon Marshall	2007-11	5
2t. Jerry Rice	1986-90	5
10t. Odell Beckham Jr.	2014-19	4
10t. Tied With 18 Others		4

## ALL-TIME NFL RECEIVING LEADERS: 1,000 YDS IN FIRST SIX CAREER SEASONS (ACTIVE)

Player	Years	Tot
1t. Mike Evans	2014-19	5
1t. A.J. Green	2011-15	5
1t. Brandon Marshall	2007-11	5
4t. Odell Beckham Jr.	2014-19	4
4t. Tied With Seven Others		4

## 2014-19 NFL RECEIVING LEADERS: 1,000-YRD SEASONS

Player	Years	Tot
1t. Antonio Brown	2014-19	5
1t. Mike Evans	2014-19	5
1t. Julio Jones	2014-19	5
4t. Odell Beckham Jr.	2014-19	4
4t. Brandin Cooks	2015-19	4
4t. T.Y. Hilton	2014-19	4
4t. DeAndre Hopkins	2014-19	4

125+

Among active players, Beckham Jr. is fifth with 17 games of 125-plus receiving yards. The total ranks second behind Jones among active players in their first six years and is tied for fifth in league history in the same span.

## ALL-TIME NFL RECEIVING LEADERS: GAMES WITH 125+ YARDS (ACTIVE)

Player	Tot
1. Julio Jones	29
2. Larry Fitzgerald	25
3. T.Y. Hilton	19
4. DeSean Jackson	18
5. Odell Beckham Jr.	17
6. A.J. Green	16

## ALL-TIME NFL RECEIVING LEADERS: GAMES WITH 125+ YARDS IN FIRST SIX CAREER SEASONS (ACTIVE)

Player	Tot
1. Julio Jones	21
2. Odell Beckham Jr.	17
3t. A.J. Green	15
3t. T.Y. Hilton	15
5. Larry Fitzgerald	13
6. Mike Evans	12
7t. DeAndre Hopkins	11
7t. DeSean Jackson	11
9t. Keenan Allen	10
9t. Amari Cooper	10

## ALL-TIME NFL RECEIVING LEADERS: GAMES WITH 125+ YARDS IN FIRST SIX CAREER SEASONS

Player	Tot
1. Randy Moss	23
2. Lance Alworth	22
3. Julio Jones	21
4. Calvin Johnson	19
5t. Odell Beckham Jr.	16
5t. Jerry Rice	17
7. Torry Holt	16
8t. A.J. Green	15
8t. Marvin Harrison	15
8t. T.Y. Hilton	15

100+

Beckham Jr.'s 25 career games with 100-plus yards are tied for fifth among active players in their first six seasons and tie for third among all players since 2014.

## ALL-TIME NFL RECEIVING LEADERS: GAMES WITH 100+ YARDS IN FIRST SIX CAREER SEASONS (ACTIVE)

Player	Tot
1. Julio Jones	35
2. Demaryius Thomas	29
3t. A.J. Green	28
3t. T.Y. Hilton	28
5t. Odell Beckham Jr.	25
5t. DeAndre Hopkins	25

## 2014-19 NFL RECEIVING LEADERS: GAMES WITH 100+ YARDS

Player	Tot
1. Julio Jones	37
2. Antonio Brown	34
3t. Odell Beckham Jr.	25
3t. DeAndre Hopkins	25

Since 2014, Beckham Jr.'s 13 games with 140-plus receiving yards are third in the league, while his six games with 150-plus yards rank tied for fifth. Additionally, his four games with 160-plus yards are tied for sixth, his two games with 170-plus yards are tied for seventh and his two games with 180-plus yards rank tied for fifth.

## TRIPLE THREAT

Beckham Jr. has caught at least three passes in every game he's played in but two. His streak of 60 straight games with at least three catches was third all time when it ended in Week 4 of this season.

### ALL-TIME NFL RECEIVING LEADERS: CONSECUTIVE GAMES WITH 3+ REC

	Player	Tot	Streak
1.	Reggie Wayne	82	Sept. 13, 2009-Nov. 30, 2014
2.	Antonio Brown	76	Sept. 8, 2013-Dec. 10, 2017
3.	<b>Odell Beckham Jr.</b>	<b>60</b>	<b>Oct. 19, 2014-Sept. 29, 2019.</b>
4.	Cris Carter	58	Dec. 12, 1993-Oct. 5, 1997
5.	Torry Holt	53	Nov. 21, 2004-Dec. 30, 2007

## A PERFECT 10

Since 2014, Beckham Jr. has posted eight games with at least 10 receptions, tied for seventh in the NFL during that span, along with teammate WR Jarvis Landry.

### 2014-19 NFL RECEIVING LEADERS: GAMES WITH 10+ REC

	Player	Tot
1.	Antonio Brown	20
2.	Julio Jones	13
3.	Michael Thomas	11
4t.	Zach Ertz	10
4t.	Keenan Allen	10
6.	Larry Fitzgerald	9
7t.	<b>Odell Beckham Jr.</b>	<b>8</b>
7t.	<b>Jarvis Landry</b>	<b>8</b>
7t.	DeAndre Hopkins	8
7t.	Davante Adams	8

## BROWNS 2019 DRAFT CLASS

RD	NAME	POS	COLLEGE
2	Greedy Williams	CB	Louisiana St.
3	Sione Takitaki	LB	Brigham Young
4	Sheldrick Redwine	S	Miami
5a	Mack Wilson	LB	Alabama
5b	Austin Seibert	K	Oklahoma
6	Drew Forbes	T	Southeast Missouri
7	Donnie Lewis, Jr.	CB	Tulane

## THE MORE YOU CAN DO

Beckham Jr. twice caught and threw a touchdown pass in the same game last year (at Carolina on 10/7, and vs. Chicago on 12/2), becoming the first player in 94 years to record multiple games with a touchdown pass and a receiving touchdown in a single season. Eddie Kaw and Benny Boynton of the 1924 Buffalo Bisons were the only players to previously accomplish the feat. He also became the only player in NFL history with at least 1,000 receiving yards and multiple touchdown passes in a single season.

In addition to his touchdown pass, Beckham Jr. had eight receptions for 137 yards at Carolina. He became the 4th player in NFL history with at least 100 receiving yards and a 50-plus-yard touchdown pass in the same game, joining New England's David Patten (Oct. 21, 2001 at Indianapolis), Pittsburgh's Tom Tracy (Dec. 13, 1958 vs. the Chicago Cardinals) and Philadelphia's Billy Ray Barnes (Nov. 16, 1958 vs. the Chicago Cardinals). Beckham and Patten, who played for the Giants from 1997-99, are the only two players in league history to accomplish the feat with a touchdown catch.

## FAST TO 5,000

Beckham Jr. recorded 143 receiving yards against the Atlanta Falcons in Week 7 last year, increasing his career total to 5,073, in his 54th career game. He became the second-fastest player to reach 5,000 receiving yards in NFL history, and the fastest in the Super Bowl era. Atlanta's Julio Jones held the previous Super Bowl era record at 56 games.

### ALL-TIME NFL RECEIVING LEADERS: FEWEST GAMES TO REACH 5,000 REC YDS

	Player	G
1.	Lance Alworth	52
2.	<b>Odell Beckham, Jr.</b>	<b>54</b>
3.	Julio Jones	56
4.	Charley Hennigan	59
5.	Randy Moss	59

## CAN'T STOP, WON'T STOP

In Week 2, Beckham Jr. caught an 89-yard touchdown pass, the longest of his career. The play remains the longest play and touchdown from scrimmage this season. Dating all the way back to 2014, the score remains a top-10 play, tying for ninth-longest touchdown catch in that time. It also ties for ninth in that time in longest plays from scrimmage.

## COMING UP IN THE CLUTCH

Beckham Jr. has proven to be a reliable go-to WR when it counts since he entered the NFL, placing second in the league with 18 fourth-quarter touchdown receptions, fifth in yards (1,762), tied for fourth in 20-plus-yard receptions (27) and tied for six in receptions (116).

### 2014-19 NFL RECEIVING LEADERS: 4TH QUARTER TDs

Player	TD
1. Antonio Brown	21
2. <b>Odell Beckham Jr.</b>	<b>18</b>
3. DeAndre Hopkins	17
4. Dez Bryant	14
5. Mike Evans	13
6t. Jimmy Graham	12
6t. Doug Baldwin	12
6t. Julio Jones	12
9t. Kelvin Benjamin	11
9t. Demaryius Thomas	11

### 2014-19 NFL RECEIVING LEADERS: 4TH QUARTER YDS

Player	Yds
1. Antonio Brown	2,204
2. Julio Jones	2,179
3. DeAndre Hopkins	2,155
4. Mike Evans	1,798
5. <b>Odell Beckham Jr.</b>	<b>1,762</b>
6. <b>Jarvis Landry</b>	<b>1,567</b>
7. Golden Tate	1,442
8. Larry Fitzgerald	1,436
9. T.Y. Hilton	1,415
10. Brandin Cooks	1,272

### 2014-19 NFL RECEIVING LEADERS: 4TH QUARTER REC (20+ YDS)

Player	20+
1t. Antonio Brown	35
1t. DeAndre Hopkins	35
3. Julio Jones	32
4t. <b>Odell Beckham Jr.</b>	<b>27</b>
4t. Mike Evans	27

### 2014-19 NFL RECEIVING LEADERS: 4TH QUARTER REC

Player	Rec
1. Jarvis Landry	151
2. Antonio Brown	147
3. DeAndre Hopkins	139
4. Larry Fitzgerald	134
5. Julio Jones	132
6t. <b>Odell Beckham Jr.</b>	<b>116</b>
6t. Golden Tate	116
8. Mike Evans	109
9. Michael Thomas	108
10. Jimmy Graham	105

## CLASS ACT

Among the 2014 NFL Draft class, Beckham Jr. and Landry rank among the best in multiple categories.

### 2014-19 NFL RECEIVING LEADERS: REC (2014 DRAFT CLASS)

Player	G	Rec
1. <b>Jarvis Landry</b>	<b>84</b>	<b>499</b>
2. Mike Evans	81	413
3. <b>Odell Beckham Jr.</b>	<b>63</b>	<b>411</b>

### 2014-19 NFL RECEIVING LEADERS: YDS (2014 DRAFT CLASS)

Player	G	Yds
1. Mike Evans	81	6,471
2. <b>Odell Beckham Jr.</b>	<b>63</b>	<b>5,784</b>
3. Brandin Cooks	78	5,443
4. <b>Jarvis Landry</b>	<b>84</b>	<b>5,342</b>

### 2014-19 NFL RECEIVING LEADERS: TGT (2014 DRAFT CLASS)

Player	G	Tgt
1. Mike Evans	81	753
2. <b>Jarvis Landry</b>	<b>84</b>	<b>752</b>
3. <b>Odell Beckham Jr.</b>	<b>63</b>	<b>659</b>

### 2014-19 NFL RECEIVING LEADERS: TD (2014 DRAFT CLASS)

Player	G	TD
1. <b>Odell Beckham Jr.</b>	<b>63</b>	<b>45</b>
2. Mike Evans	81	44
3. Davante Adams	78	39
4. Brandin Cooks	78	33
5. Sammy Watkins	66	31
6t. <b>Jarvis Landry</b>	<b>84</b>	<b>26</b>
6t. Allen Robinson	60	26
6t. Eric Ebron	76	26

### 2014-19 NFL RECEIVING LEADERS: YDS/G (2014 DRAFT CLASS)

Player	G	Yds/G
1. <b>Odell Beckham Jr.</b>	<b>63</b>	<b>91.8</b>
2. Mike Evans	81	79.9
3. Brandin Cooks	78	69.8
4. Allen Robinson	60	64.7
5. <b>Jarvis Landry</b>	<b>84</b>	<b>63.6</b>

### 2014-19 NFL SCORING LEADERS: PTS (2014 DRAFT CLASS)

Player	G	Pts
1. Mike Evans	81	276
2. <b>Odell Beckham Jr.</b>	<b>63</b>	<b>270</b>
3. Davante Adams	78	240
4. Devonta Freeman	67	222
5. Brandin Cooks	78	212
6. Sammy Watkins	66	186
7t. Jeremy Hill	55	182
7t. Carlos Hyde	68	182
9. <b>Jarvis Landry</b>	<b>84</b>	<b>178</b>
10. Eric Ebron	76	168



## 2014-19 NFL YARDAGE LEADERS: SCRIMM YDS (2014 DRAFT CLASS)

	Player	G	Yds
1.	Mike Evans	81	6,471
2.	<b>Odell Beckham Jr.</b>	<b>63</b>	<b>5,858</b>
3.	Brandin Cooks	78	5,682
4.	<b>Jarvis Landry</b>	<b>84</b>	<b>5,531</b>
5.	Devonta Freeman	67	5,211

## 2014-19 NFL YARDAGE LEADERS: ALL-PURPOSE YDS (2014 DRAFT CLASS)

	Player	G	A-P Yds
1.	<b>Jarvis Landry</b>	<b>84</b>	<b>7,685</b>
2.	Mike Evans	81	6,468
3.	<b>Odell Beckham Jr.</b>	<b>63</b>	<b>6,201</b>
4.	Brandin Cooks	78	5,743
5.	Devonta Freeman	67	5,211

## BIG-PLAY OBJ

Beckham Jr.'s 78 catches of 20-plus yards since 2014 rank ninth in the league since that time, despite playing in at least six fewer games than the rest of the top-10 players in the category.

## 2014-19 NFL RECEIVING LEADERS: REC (20+)

	Player	20+
1.	Julio Jones	135
2.	Antonio Brown	111
3.	T.Y. Hilton	103
4.	DeAndre Hopkins	99
5.	Mike Evans	97
6.	Travis Kelce	82
7.	Brandin Cooks	81
8.	Rob Gronkowski	79
9.	<b>Odell Beckham Jr.</b>	<b>78</b>
10.	Emmanuel Sanders	77

## TEN TO A HUNDRED

Among all active players, Beckham Jr.'s seven games with a minimum of 10 receptions for 100 yards rank eighth.

## ALL-TIME NFL RECEIVING LEADERS: GAMES WITH 10+ REC AND 100+ YDS (ACTIVE)

	Player	Tot
1.	Julio Jones	15
2.	Larry Fitzgerald	12
3t.	A.J. Green	10
3t.	Keenan Allen	10
5.	Zach Ertz	9
6t.	DeAndre Hopkins	8
6t.	Michael Thomas	8
8.	<b>Odell Beckham Jr.</b>	<b>7</b>

## 5+1

With 24 games of five-plus catches and at least one touchdown reception, Beckham Jr. ranks fifth in that span.

## 2014-19 NFL RECEIVING LEADERS: GAMES WITH 5+ REC AND 1+ TDs

	Player	Tot
1.	Antonio Brown	39
2.	Mike Evans	27
3.	DeAndre Hopkins	27
4.	Julio Jones	27
5.	<b>Odell Beckham Jr.</b>	<b>24</b>
6.	Demaryius Thomas	23
7.	A.J. Green	22
8.	Rob Gronkowski	22
9.	Davante Adams	21
10.	Travis Kelce	21

In the same category, Beckham Jr. ranks tied for second in number of games with at least five catches and at least a pair of receiving touchdowns.

## 2014-19 NFL RECEIVING LEADERS: GAMES WITH 5+ REC AND 2+ TDs

	Player	Tot
1.	Antonio Brown	14
2t.	<b>Odell Beckham Jr.</b>	<b>8</b>
2t.	DeAndre Hopkins	8
4t.	Mike Evans	7
4t.	Jordy Nelson	7
6t.	Davante Adams	6
6t.	Brandin Cooks	6
6t.	Julio Jones	6
6t.	Jordan Reed	6
6t.	Emmanuel Sanders	6
6t.	Sammy Watkins	6

## BROWNS ROOKIE PRO BOWLERS

• Denzel Ward	CB	2018
• Joe Thomas	OL	2007
• Chip Banks	LB	1983
• Greg Pruitt	KR	1973
• Paul Warfield	WR	1965
• Jim Brown	RB	1957

## JUST PASSING BY

With 106 career passing yards, Beckham Jr. is third in the NFL since 2014 among non-QBs and is tied for second in passing touchdowns (two).

### 2014-19 NFL PASSING LEADERS: YDS (NON-QBs)

Player	Yds
1. Mohamed Sanu	135
2. Johnny Hekker	114
3. <b>Odell Beckham Jr.</b>	<b>106</b>
4. Logan Thomas	96
5. Julian Edelman	75
6. <b>Jarvis Landry</b>	<b>72</b>

### 2014-19 NFL PASSING LEADERS: TDs (NON-QBs)

Player	TD
1. Mohamed Sanu	3
2t. <b>Odell Beckham Jr.</b>	<b>2</b>
2t. Cecil Shorts	2
2t. Tarik Cohen	2

## FIRST 60

After playing his 60th career game in Week 1, Beckham Jr. became the all-time leading WR in receptions (390) in a player's first 60 games.

### ALL-TIME NFL RECEIVING LEADERS: MOST REC IN FIRST 60 CAREER GAMES

Player	Years	G	Rec
1. <b>Odell Beckham Jr.</b>	<b>2014-19</b>	<b>60</b>	<b>390</b>
2. Lionel Taylor	1960-64	60	386
3t. Julio Jones	2011-15	60	372
3t. Anquan Boldin	2003-07	60	372
5. <b>Jarvis Landry</b>	<b>2014-17</b>	<b>60</b>	<b>368</b>

### ALL-TIME NFL RECEIVING LEADERS: MOST REC YDS IN FIRST 60 CAREER GAMES

Player	Years	G	Yds
1. Lance Alworth	1962-67	60	5,907
2. Charley Hennigan	1960-64	60	5,791
3. Julio Jones	2011-15	60	5,575
4. <b>Odell Beckham Jr.</b>	<b>2014-19</b>	<b>60</b>	<b>5,547</b>
5. Randy Moss	1998-01	60	5,199

### ALL-TIME NFL RECEIVING LEADERS: MOST TDs IN FIRST 60 CAREER GAMES

Player	Years	G	TD
1. Lance Alworth	1962-67	60	55
2t. Randy Moss	1998-01	60	51
2t. Rob Gronkowski	2010-14	60	51
4. Jerry Rice	1985-88	60	49
5. Sonny Randle	1959-64	60	47
6t. <b>Odell Beckham Jr.</b>	<b>2014-19</b>	<b>60</b>	<b>44</b>
6t. Art Powell	1960-64	60	44

### ALL-TIME NFL RECEIVING LEADERS: 100-YDS REC IN FIRST 60 CAREER GAMES

Player	Tot
1. Lance Alworth	28
2. Charley Hennigan	27
3. Julio Jones	25
4. <b>Odell Beckham Jr.</b>	<b>24</b>
5. Randy Moss	22

### ALL-TIME NFL RECEIVING LEADERS: 125-YDS REC IN FIRST 60 CAREER GAMES

Player	Tot
1. Lance Alworth	19
2. <b>Odell Beckham Jr.</b>	<b>16</b>
3t. Julio Jones	15
3t. Randy Moss	15
5t. Isaac Bruce	12
5t. Charley Hennigan	12
5t. Art Powell	12

## FIRST 70

As he approaches 70 career games played, Beckham Jr. remains a top all-time WR who is still climbing the ranks.

### ALL-TIME NFL RECEIVING LEADERS: MOST REC IN FIRST 70 CAREER GAMES

Player	Years	G	Rec
1. Lionel Taylor	1960-65	70	442
2. Julio Jones	2011-16	70	438
3. <b>Jarvis Landry</b>	<b>2014-18</b>	<b>70</b>	<b>431</b>
4. Anquan Boldin	2003-08	70	427
5. Keenan Allen	2013-18	70	420
6t. <b>Odell Beckham Jr.</b>	<b>2014-19</b>	<b>63</b>	<b>411</b>
6t. Larry Fitzgerald	2004-08	70	397
8. Kellen Winslow	1979-84	70	391
9. Antonio Brown	2010-14	70	390
10. A.J. Green	2011-15	70	388

### ALL-TIME NFL RECEIVING LEADERS: MOST REC YDS IN FIRST 70 CAREER GAMES

Player	Years	G	Yds
1. Lance Alworth	1962-68	70	6,902
2. Julio Jones	2011-16	70	6,718
3. Charley Hennigan	1960-65	70	6,427
4. Art Powell	1960-65	70	5,975
5. Jerry Rice	1985-89	70	5,924
6. Randy Moss	1998-02	70	5,800
8. <b>Odell Beckham Jr.</b>	<b>2014-19</b>	<b>63</b>	<b>5,784</b>
7. A.J. Green	2011-15	70	5,722
9. Torry Holt	1999-03	70	5,692
10. Anquan Boldin	2003-08	70	5,680

## ALL-TIME NFL RECEIVING LEADERS: MOST TDs IN FIRST 70 CAREER GAMES

	Player	Years	G	TD
1.	Lance Alworth	1962-68	70	64
2.	Jerry Rice	1985-89	70	62
3.	Rob Gronkowski	2010-15	70	59
4.	Art Powell	1960-65	70	56
5t.	Randy Moss	1998-02	70	55
5t.	Sonny Randle	1959-65	70	55
7.	Dez Bryant	2010-14	70	50
8.	Jimmy Graham	2010-14	70	46
9t.	Odell Beckham Jr.	2014-19	63	45
9t.	Charley Hennigan	1960-65	70	45

## ALL-TIME NFL RECEIVING LEADERS: 100-YDS REC IN FIRST 70 CAREER GAMES

	Player	Tot
1.	Lance Alworth	32
2.	Julio Jones	30
3.	Charley Hennigan	28
4t.	Odell Beckham Jr.	25
4t.	Demaryius Thomas	25
6t.	Randy Moss	24
6t.	Art Powell	24

Beckham Jr. is also third on the all-time list of 125-plus-yard receiving games in a players' first 70 games (17).

## TWO TDs

With at least two receiving scores in 11 games since entering the league in 2014, Beckham Jr. ranks second in the NFL in that category in an active player's first six years. Since being drafted, he's also second to Antonio Brown's 15 games and is tied for fourth among all active players in the NFL. He also tied for seventh all time for most multi-touchdown games in a player's first 70 contests.

## ALL-TIME NFL RECEIVING LEADERS: MULTI-TD GAMES IN A PLAYER'S FIRST SIX YEARS (ACTIVE)

	Player	Tot
1.	Jimmy Graham	12
2.	Odell Beckham Jr.	11
3t.	Larry Fitzgerald	10
3t.	Demaryius Thomas	10
5t.	DeAndre Hopkins	8
5t.	Julio Jones	8

## 2014-19 NFL RECEIVING LEADERS: MULTI-TD GAMES

	Player	Tot
1.	Antonio Brown	15
2.	Odell Beckham Jr.	11
3.	DeAndre Hopkins	9
4t.	Jordy Nelson	8
4t.	Mike Evans	8

## ALL-TIME NFL RECEIVING LEADERS: MULTI-TD GAMES (ACTIVE)

	Player	Tot
1.	Larry Fitzgerald	19
2.	Jimmy Graham	15
3t.	Odell Beckham Jr.	11
3t.	Julio Jones	11
3t.	Demaryius Thomas	11
6.	T.Y. Hilton	10

## ALL-TIME NFL RECEIVING LEADERS: MULTI-TD GAMES IN FIRST 70 CAREER GAMES

	Player	Tot
1.	Jerry Rice	17
2.	Art Powell	16
3t.	Lance Alworth	14
3t.	Rob Gronkowski	14
5t.	Antonio Freeman	12
5t.	Sonny Randle	12
7t.	Odell Beckham Jr.	11
7t.	Seven Others	11

## THIRD AND BECKHAM

Since being drafted, Beckham Jr. has collected 14 first downs in third-and-short situations (two yards or less to a first down), tied for the league's 10th-best mark.

## 2014-19 NFL RECEIVING LEADERS: 3RD & SHORT FIRST DOWNS

	Player	1st
1.	Antonio Brown	25
2.	Kyle Rudolph	19
3.	DeAndre Hopkins	18
4t.	Golden Tate	17
4t.	Jordy Nelson	17
6t.	Larry Fitzgerald	15
6t.	Julio Jones	15
6t.	Randall Cobb	15
6t.	Duke Johnson	15
10t.	Odell Beckham Jr.	14
10t.	Keenan Allen	14
10t.	Cole Beasley	14
10t.	Robert Woods	14
10t.	Emmanuel Sanders	14

## SEEING RED

Beckham Jr. has impressed in the red zone since entering the league in 2014, posting top marks in several receiving categories.

### 2014-19 NFL RECEIVING LEADERS: RED-ZONE TD


Player	TD
1. Antonio Brown	31
2. Davante Adams	29
3. Jimmy Graham	28
4t. Antonio Gates	26
4t. DeAndre Hopkins	26
<b>6t. Odell Beckham Jr.</b>	<b>25</b>
6t. Alshon Jeffery	25

### 2014-19 NFL RECEIVING LEADERS: RED-ZONE REC

Player	Rec
1. Antonio Brown	64
2. Demaryius Thomas	58
<b>3. Jarvis Landry</b>	<b>56</b>
4. Davante Adams	55
5. Larry Fitzgerald	54
6. Travis Kelce	47
<b>7t. Odell Beckham Jr.</b>	<b>46</b>
7t. DeAndre Hopkins	46
9t. Jordy Nelson	45
9t. Julian Edelman	45
9t. Michael Thomas	45

### 2014-19 NFL RECEIVING LEADERS: RED-ZONE YDS

Player	Yds
1. Demaryius Thomas	432
2t. Davante Adams	427
2t. Larry Fitzgerald	427
4. Antonio Brown	421
5. Travis Kelce	370
6. DeAndre Hopkins	369
<b>7. Jarvis Landry</b>	<b>345</b>
8. A.J. Green	330
<b>9. Odell Beckham Jr.</b>	<b>322</b>
10. Julio Jones	317



80 | WR JARVIS LANDRY

## A GRAB AT SUCCESS

This season, WR Jarvis Landry ties for the league's 10th-most receiving yards (328). The mark is also the second-best start to a season in his career.

### 2019 NFL RECEIVING LEADERS: YDS

Player	G	Rec	Yds
1. Keenan Allen	4	34	452
2. Cooper Kupp	4	32	388
3. Chris Godwin	4	26	386
4. Davante Adams	4	25	378
5. Travis Kelce	4	24	369
6. Mike Evans	4	18	368
7. Sammy Watkins	4	23	365
8. Michael Thomas	4	34	361
9. Evan Engram	4	27	331
<b>10t. Jarvis Landry</b>	<b>4</b>	<b>18</b>	<b>328</b>
10t. Tyler Lockett	4	26	328

### LANDRY'S CAREER RECEIVING NUMBERS: YDS (WEEKS 1-4)

Year	G	Rec	Yds
1. 2016	4	31	375
<b>2. 2019</b>	<b>4</b>	<b>18</b>	<b>328</b>
3. 2018	4	24	312
4. 2015	4	28	270
5. 2017	3	25	166
6. 2014	4	12	111

Landry also posted 126 receiving yards in the first half of the Week 4 game at Baltimore, the most in an opening half of his career.



## CATCHING ON QUICKLY

With 481 career receptions through his fifth year, Landry broke the NFL record for most catches in the first five years of a career against the Ravens in Week 5 of 2018. In addition to shattering the record for most receptions through the first four years of a career in 2017 (400), Landry ranks second for most receptions during the first two years of a career (194) and tied for most in the first three years of a career (288) with Beckham Jr. Currently, Landry is 11th all time by a player in his first six seasons in the same category with 499 receptions, 29 catches shy of DeAndre Hopkins' record.

## LEADING LANDRY

Landry finished 2018 with 81 receptions for 976 yards and four touchdowns. After posting a league-best 112 receptions for 987 yards and a career-best nine touchdowns in 2017, Landry is eighth among all NFL receivers in receptions (211) since that time.

### 2017-19 NFL RECEIVING LEADERS: REC

	Player	G	Tgt	Rec
1.	Michael Thomas	36	338	263
2.	DeAndre Hopkins	35	373	235
3.	Keenan Allen	36	343	233
4.	Julio Jones	36	355	224
5.	Adam Thielen	36	317	217
6.	Zach Ertz	34	304	214
7.	Christian McCaffrey	36	268	212
8.	Jarvis Landry	36	343	211

## TWO AT A TIME

Since Week 2 of his rookie season in 2014, Landry has caught at least two passes in 83 consecutive games. His streak is the best in the NFL since 2014 and is the longest that's active.

### ALL-TIME NFL RECEIVING LEADERS: CONSECUTIVE GAMES WITH 2+ REC (ACTIVE STREAK)

	Player	Tot	Streak
2.	Jarvis Landry	83	Sept. 14, 2014-Pres.
3.	Larry Fitzgerald	81	Sept. 14, 2014-Pres.
4.	Odell Beckham Jr.	63	Oct. 5, 2014-Pres.

### ALL-TIME NFL RECEIVING LEADERS: CONSECUTIVE GAMES WITH 2+ REC

	Player	Tot	Streak
1.	Tim Brown	147	Oct. 10, 1993-Oct. 27, 2002
2.	Jerry Rice	146	Sept. 8, 1991-Sept. 9, 2001
3.	Antonio Brown	116	Oct. 23, 2011-Pres.
4.	Marvin Harrison	110	Oct. 20, 1996-Nov. 2, 2003
5.	Larry Fitzgerald	97	Nov. 21, 2004-Dec. 19, 2010
6.	Cris Carter	91	Dec. 21, 1991-Dec. 7, 1997
7.	Jarvis Landry	83	Sept. 14, 2014-Pres.
8.	Reggie Wayne	82	Sept. 13, 2009-Nov. 30, 2014
9t.	Marshall Faulk	81	Nov. 23, 1997-Sept. 14, 2003
9t.	Larry Fitzgerald	80*	Sept. 14, 2014-Pres.

\*Active

## 400 CLUB

With 499 career receptions, Landry is just one of 11 players to have 400-plus catches since 2014, including Brown (576), Julio Jones (547), Demaryius Thomas (449), Larry Fitzgerald (480), Golden Tate (446), DeAndre Hopkins (500), Travis Kelce (434), Zach Ertz (425), Mike Evans (413) and Beckham Jr. (411).

## 1ST-AND-JUICE

Since 2014, Landry is eighth in the NFL in receptions caught for first downs (275).

### 2014-19 NFL RECEIVING LEADERS: 1ST-DOWN

	Player	G	Tgt	Rec	1st
1.	Julio Jones	81	850	547	398
2.	Antonio Brown	77	867	580	369
3.	DeAndre Hopkins	83	843	500	359
4.	Mike Evans	81	753	413	328
5.	Travis Kelce	83	612	434	281
6.	Larry Fitzgerald	82	708	480	280
7.	T.Y. Hilton	80	674	395	279
8.	Jarvis Landry	84	752	499	275
9.	Demaryius Thomas	80	736	449	270
10.	Odell Beckham Jr.	63	659	411	265

## DOUBLE TROUBLE

Since his sophomore season in 2015, Landry has reeled in double-digit receptions in eight games, tied for the league's sixth-best total in that span. He's also caught 11 passes or more in four games, also tied for sixth in the NFL.

### 2015-18 NFL RECEIVING LEADERS: GAMES WITH 10+ REC

	Player	Tot
1.	Antonio Brown	16
2.	Michael Thomas	11
3.	Julio Jones	10
4t.	Zach Ertz	9
4t.	Larry Fitzgerald	9
6t.	DeAndre Hopkins	8
6t.	Jarvis Landry	8
6t.	Keenan Allen	8
6t.	Davante Adams	8

### 2015-18 NFL RECEIVING LEADERS: GAMES WITH 11+ REC

	Player	Tot
1.	Antonio Brown	9
2.	Keenan Allen	7
3.	Julio Jones	6
4t.	Zach Ertz	5
4t.	Michael Thomas	5
6t.	Jarvis Landry	4
6t.	Stefon Diggs	4
6t.	Adam Thielen	4

## THIRD DOWN'S A CHARM

Landry has proven to be a go-to target on third downs since 2017, with his 56 receptions being one of the best numbers in the league in that span—no different than when he entered the league in 2014.

### 2017-19 NFL RECEIVING LEADERS: 3RD-DOWN REC

	Player	G	Tgt	Rec
1.	Adam Thielen	36	107	66
2t.	Keenan Allen	36	108	65
2t.	Michael Thomas	36	91	65
4.	DeAndre Hopkins	35	103	63
5.	Julio Jones	36	92	60
6.	Jarvis Landry	36	93	56
7t.	Antonio Brown	30	88	51
7t.	Larry Fitzgerald	36	91	51
7t.	Golden Tate	31	82	51
10t.	Travis Kelce	35	69	50
10t.	Davante Adams	33	82	50

### 2016-19 NFL RECEIVING LEADERS: 3RD-DOWN REC

	Player	G	Tgt	Rec
1.	DeAndre Hopkins	51	152	91
2.	Adam Thielen	52	136	86
3t.	Jarvis Landry	52	128	82
3t.	Michael Thomas	51	118	82
5.	Larry Fitzgerald	52	130	75
6.	Golden Tate	47	122	74
7.	T.Y. Hilton	49	133	73
8t.	Travis Kelce	51	98	72
8t.	Julio Jones	50	112	72
10.	Duke Johnson	52	95	70

### 2015-19 NFL RECEIVING LEADERS: 3RD-DOWN REC

	Player	G	Tgt	Rec
1.	DeAndre Hopkins	67	204	121
2.	Antonio Brown	61	186	111
3.	Jarvis Landry	68	171	103
4t.	Golden Tate	63	164	100
4t.	Julio Jones	66	157	100

### 2014-19 NFL RECEIVING LEADERS: 3RD-DOWN REC

	Player	G	Tgt	Rec
1.	Antonio Brown	77	240	147
2.	DeAndre Hopkins	83	243	144
3.	Golden Tate	79	213	134
4.	Julio Jones	81	204	128
5.	Jarvis Landry	84	200	125
6.	Demaryius Thomas	80	211	121
7.	Odell Beckham Jr.	63	185	116

26

At 26 years old, Landry is fourth all time in receptions by a player who is 26 or younger (499). He trails only Larry Fitzgerald (523), Randy Moss (525) and DeAndre Hopkins (528). He's also ranked fourth by a player who is 25 or younger (400) and tied for sixth with Beckham Jr. by a player who is 24 or younger (288).

## TOP TIER

Since entering the league in 2014, Landry ranks among the NFL's best in the following categories:

### 2014-19 RECEIVING LEADERS: REC

	Player	Rec
1.	Antonio Brown	580
2.	Julio Jones	547
3.	DeAndre Hopkins	500
4.	Jarvis Landry	499
5.	Larry Fitzgerald	480
6.	Demaryius Thomas	449
7.	Golden Tate	446
8.	Travis Kelce	434
9.	Zach Ertz	425
10.	Mike Evans	413
11.	Odell Beckham Jr.	411

### 2014-19 RECEIVING LEADERS: TGT

	Player	Tgt
1.	Antonio Brown	867
2.	Julio Jones	850
3.	DeAndre Hopkins	843
4.	Mike Evans	753
5.	Jarvis Landry	752
6.	Demaryius Thomas	736
7.	Larry Fitzgerald	708
8.	T.Y. Hilton	674
9.	Odell Beckham Jr.	659
10.	Golden Tate	640

### 2014-19 RECEIVING LEADERS: REC/G

	Player	Rec/G
1.	Antonio Brown	7.5
2.	Michael Thomas	7.0
3.	Julio Jones	6.8
4t.	Odell Beckham Jr.	6.5
4t.	Keenan Allen	6.5
6.	Julian Edelman	6.3
7.	DeAndre Hopkins	6.0
8t.	Jarvis Landry	5.9
8t.	Christian McCaffrey	5.9
8t.	Larry Fitzgerald	5.9

## ON THE ROAD

With two 13-plus reception games in away stadiums for his career, Landry ties for No. 2 all time in the category. Landry's overall total number of games with double-digit receptions in the same category (seven) is tied for the 10th-best tally in NFL history.

## 5 AND 50

In his first six seasons, Landry has recorded at least five receptions and 50 receiving yards in 46 games. The tally is sixth best in the league since 2014.

### 2014-19 NFL RECEIVING LEADERS: GAMES WITH 5+ REC AND 50+ REC YDS.

Player	Tot
1. Julio Jones	62
2. Antonio Brown	61
3. DeAndre Hopkins	56
4. Demaryius Thomas	51
5. Larry Fitzgerald	47
6. <b>Jarvis Landry</b>	<b>46</b>
7. Mike Evans	43
8. <b>Odell Beckham Jr.</b>	<b>42</b>

## 50/50

Landry caught three passes for 57 yards and a score, while also rushing for 54 yards on two carries and his second-career rushing touchdown against the Panthers in Week 14 last year. He became the first Brown since Leroy Hoard (Nov. 24, 1991) with a 50-yard rush and a 50-yard catch in the same game.

## MADE WITH 66.4% REAL JUICE

Landry's career reception percentage (66.4) is tied for ninth among NFL players since 2014 who have been targeted over 500 times.

### 2014-19 NFL RECEIVING LEADERS: REC PCT BY WR TARGETED 500+ TIMES

Player	Tgt	Rec	Rec Pct
1. Travis Kelce	612	434	70.9
2. Doug Baldwin	515	363	70.5
3. Golden Tate	640	446	69.7
4. Zach Ertz	611	425	69.6
5. Keenan Allen	560	383	68.4
6. Larry Fitzgerald	707	480	67.9
7. Randall Cobb	514	348	67.7
8. Antonio Brown	867	580	66.9
9t. <b>Jarvis Landry</b>	<b>752</b>	<b>499</b>	<b>66.4</b>
9t. Julian Edelman	521	346	66.4

## YAC ATTACK

Landry, along with Beckham Jr., have been two of the league's most-elite receivers in yards after catch since they entered the NFL in 2014.

### 2014-19 NFL RECEIVING LEADERS: YAC (MIN. 200 REC)

Player	YAC
1. Golden Tate	2,882
2. Travis Kelce	2,722
3. Julio Jones	2,609
4. Antonio Brown	2,592
5. <b>Jarvis Landry</b>	<b>2,527</b>
6. Randall Cobb	2,116
7. <b>Odell Beckham Jr.</b>	<b>2,039</b>

### 2014-19 NFL RECEIVING LEADERS: YAC/REC (MIN. 200 REC)

Player	YAC/Rec
1. Golden Tate	6.5
2. Travis Kelce	6.3
3. Randall Cobb	6.1
4. Rob Gronkowski	5.7
5t. Adam Humphries	5.6
5t. Tyreek Hill	5.6
7. Jamison Crowder	5.5
8. DeSean Jackson	5.4
9. <b>Odell Beckham Jr.</b>	<b>5.3</b>

### 2015-19 NFL RECEIVING LEADERS: YAC (MIN. 200 REC)

Player	YAC
1. Travis Kelce	2,243
2. Golden Tate	2,192
3. <b>Jarvis Landry</b>	<b>2,093</b>
4. Julio Jones	2,071
5. Antonio Brown	1,992
6. T.Y. Hilton	1,563
7. Amari Cooper	1,559
8. <b>Odell Beckham Jr.</b>	<b>1,553</b>

### 2015-19 NFL RECEIVING LEADERS: YAC/REC (MIN. 200 REC)

Player	YAC/Rec
1. Golden Tate	6.3
2. Travis Kelce	6.1
3. Randall Cobb	6.0
4t. Adam Humphries	5.6
4t. Tyreek Hill	5.6
6. Jamison Crowder	5.5
7. <b>Odell Beckham Jr.</b>	<b>5.3</b>
8. Amari Cooper	5.2
9. Willie Snead	5.1
10t. <b>Jarvis Landry</b>	<b>5.0</b>
10t. T.Y. Hilton	5.0

### 2016-19 NFL RECEIVING LEADERS: YAC (MIN. 200 REC)

Player	YAC
1. Travis Kelce	1,719
2. Golden Tate	1,659
3. <b>Jarvis Landry</b>	<b>1,560</b>

### 2016-19 NFL RECEIVING LEADERS: YAC/REC (MIN. 200 REC)

Player	YAC/Rec
1. Golden Tate	6.5
2. Travis Kelce	5.8
3t. Adam Humphries	5.6
3t. Tyreek Hill	5.6
5. Amari Cooper	5.3
6. <b>Jarvis Landry</b>	<b>5.1</b>

Landry currently ranks fifth in the league in yards after catch with 172 and fourth in yards after catch per reception with 9.6.

### ROAD RAGE

Landry, combined with Beckham Jr., have produced some of the league's best receiving numbers on the road since 2014.

#### 2014-19 NFL RECEIVING LEADERS: YDS (AWAY)

Player	Yds
1. Julio Jones	4,150
2. Antonio Brown	3,725
3. DeAndre Hopkins	3,631
4. Mike Evans	3,417
5. T.Y. Hilton	3,002
6. Travis Kelce	2,812
7. <b>Jarvis Landry</b>	<b>2,793</b>
8. Demaryius Thomas	2,784
9. <b>Odell Beckham Jr.</b>	<b>2,757</b>
10. A.J. Green	2,595

#### 2014-19 NFL RECEIVING LEADERS: REC (AWAY)

Player	Rec
1. Julio Jones	291
2. Antonio Brown	290
3. <b>Jarvis Landry</b>	<b>276</b>
4. DeAndre Hopkins	253
5. Demaryius Thomas	225
6. Travis Kelce	218
7. Larry Fitzgerald	215
8. Golden Tate	212
9. Mike Evans	201
10t. Emmanuel Sanders	200
10t. <b>Odell Beckham Jr.</b>	<b>200</b>

#### 2014-19 NFL RECEIVING LEADERS: TD (AWAY)

Player	TD
1. Mike Evans	24
2t. <b>Odell Beckham Jr.</b>	<b>22</b>
2t. Antonio Brown	22

#### 2014-19 NFL RECEIVING LEADERS: REC AVG (AWAY)

Player	Avg
1. Antonio Brown	7.3
2. Julio Jones	7.1
3. Michael Thomas	7.0
4. <b>Jarvis Landry</b>	<b>6.6</b>
5. Julian Edelman	6.5
6. <b>Odell Beckham Jr.</b>	<b>6.5</b>

#### 2014-19 NFL RECEIVING LEADERS: 1ST DOWNS (AWAY)

Player	1st
1. Julio Jones	201
2. DeAndre Hopkins	184
3. Antonio Brown	179
4. Mike Evans	166
5. <b>Jarvis Landry</b>	<b>146</b>
6. Travis Kelce	137
7. Demaryius Thomas	136
8. Alshon Jeffery	134
9. <b>Odell Beckham Jr.</b>	<b>131</b>
10. T.Y. Hilton	126

### A HANDFUL OF CATCHES

Landry has registered at least five catches in 59 career games, tying him for the third-best mark all time among players in their first six seasons. His total is tied with Fitzgerald (2004-09) and Torry Holt (1999-04). Additionally, he's fourth in the NFL since 2014, behind Brown (65), Jones (63) and Hopkins (63).

#### 2014-19 NFL RECEIVING LEADERS: GAMES WITH 5+ REC

Player	Tot
1. Antonio Brown	65
2t. Julio Jones	63
2t. DeAndre Hopkins	63
4. <b>Jarvis Landry</b>	<b>58</b>
5. Demaryius Thomas	58

### HOW TO LISTEN TO THE BROWNS

#### ESPN 850 WKNR, 92.3 THE FAN WKRK AND THE UNIVERSITY HOSPITALS CLEVELAND BROWNS RADIO NETWORK

##### Game Day Programming

- Cleveland Browns Game Day (begins four hours before kickoff)
- Cleveland Browns Kickoff Show (begins two hours before kickoff)
- Cleveland Browns football (game broadcast)
- LA MEGA 87.7 FM (Spanish radio game broadcast)
- The Official Postgame Show, presented by Serpentine Chevrolet (following the game's conclusion)

##### Weekly Programming

- The Cleveland Browns Preview Show (Wednesdays in season, 7-8 p.m.)
- The Freddie Kitchens Show (Thursdays in season, 7-8 p.m.)
- Cleveland Browns Daily, presented by JACK (Monday-Friday, 1-3 p.m.) ESPN 850 WKNR

Akron	WAKR	1590 AM
Akron	WONE	97.5 FM
Canton	WHBC	1480 AM
Canton	WHBC-FM	94.1 FM
Celina	WKKI	94.3 FM
Cleveland	WKNR*	850 AM
Cleveland	WKRK*	92.3 FM
Cleveland	WNCX*	98.5 FM
Columbus	WTOH	98.9 FM
Dover	WJER	1450 AM
Erie (Pa.)	WRIE	1260 AM
Fostoria	WFOB	1430 AM
Geneva	WKKY	104.7 FM
Kenton	WKTN	95.3 FM
Lima	WWSR	93.1 FM
Mansfield	WRGM	1440 AM
Mansfield	WVNO-FM	97.3 FM
Marietta	WJAW	100.9 FM
Uhrichsville	WBTC	1540 AM
Uhrichsville	WBTC-FM	101.9 FM
Wheeling (W.Va.)	WKXK	1600 AM
Wheeling (W.Va.)	WKXK-FM	98.1 FM
Wooster	WQKT	104.5 FM
Youngstown	WHKZ	1440 AM

\*Denotes gameday flagship stations





95 | DE MYLES GARRETT

## TROUBLE MAKER

Second team All-Pro DE and Pro Bowler **Myles Garrett** led the 2018 Browns with 13.5 sacks, the second most by a Brown in a single season. With 26.5 in just 31 career games, he's second behind Von Miller (30) for the most among active players in 31 games or less and is sixth among all players in the same category in league history. His total is second by a Brown in his first three career seasons and is tied for the 13th-highest tally among active players in their first three years.

### ALL-TIME NFL DEFENSIVE LEADERS: SACKS IN FIRST 31 CAREER GAMES (ACTIVE)

	Player	Years	Sacks
1.	Von Miller	2011-12	30
2.	<b>Myles Garrett</b>	<b>2017-19</b>	<b>26.5</b>
3t.	Joey Bosa	2016-18	26
3t.	J.J. Watt	2011-12	26
5.	Clay Matthews	2009-10	23.5
6.	Terrell Suggs	2003-04	21.5
7.	Cameron Wake	2009-11	20.5
8t.	Aaron Donald	2014-15	20
8t.	Yannick Ngakoue	2016-17	20
8t.	Jason Pierre-Paul	2010-11	20
8t.	T.J. Watt	2017-18	20

### ALL-TIME NFL DEFENSIVE LEADERS: SACKS IN FIRST 31 CAREER GAMES

	Player	Years	Sacks
1t.	Aldon Smith	2011-12	33.5
1t.	Reggie White	1985-87	33.5
3t.	Shawne Merriman	2005-07	30
3t.	Von Miller	2011-12	30
3t.	Derrick Thomas	1989-90	30
6.	<b>Myles Garrett</b>	<b>2017-19</b>	<b>26.5</b>
7t.	Joey Bosa	2016-18	26
7t.	Leslie O'Neal	1986-89	26
7t.	J.J. Watt	2011-12	26
10.	Jevon Kearse	1999-2000	25

### ALL-TIME BROWNS DEFENSIVE LEADERS: SACKS IN FIRST 31 CAREER GAMES

	Player	Years	Sacks
1.	<b>Myles Garrett</b>	<b>2017-19</b>	<b>26.5</b>
2.	Reggie Camp	1983-84	17.5
3.	Kameron Wimbley	2006-07	16

### ALL-TIME BROWNS DEFENSIVE LEADERS: SACKS IN FIRST THREE YEARS

	Player	Years	G	Sacks
1.	Reggie Camp	1983-85	48	27
2.	<b>Myles Garrett</b>	<b>2017-19</b>	<b>31</b>	<b>26.5</b>
3.	Michael Dean Perry	1988-90	48	24.5

## MYLES THE MAGNIFICENT

Garrett finished 2018 with the league's sixth-most sacks (13.5). With six sacks this season, he ranks second in the NFL in 2019.

### 2019 NFL DEFENSIVE LEADERS: SACKS

	Player	Sacks
1.	Shaquil Barrett	9
2.	<b>Myles Garrett</b>	<b>6</b>
3.	Mario Addison	4.5

### 2018-19 NFL DEFENSIVE LEADERS: SACKS

	Player	Sacks
1.	Aaron Donald	21.5
2.	<b>Myles Garrett</b>	<b>19.5</b>
3.	J.J. Watt	19

### 2017-19 NFL DEFENSIVE LEADERS: SACKS

	Player	Sacks
1.	Chandler Jones	33
2.	Aaron Donald	32.5
3.	Calais Campbell	28
4t.	Khalil Mack	27.5
4t.	Demarcus Lawrence	27.5
6t.	Cameron Jordan	27
6t.	Ryan Kerrigan	27
8t.	<b>Myles Garrett</b>	<b>26.5</b>
8t.	Von Miller	26.5
10.	Mario Addison	25.5

## A NO. 1 TALENT

Below is a look at how Garrett's sack total stacks up against other No. 1 picks and first-rounders at his stage of the game.

### ALL-TIME NFL DEFENSIVE LEADERS: SACKS IN FIRST THREE YEARS (NO. 1 OVERALL PICKS)

	Player	G	Sacks
1.	Bruce Smith	44	33.5
2.	Mario Williams	48	30.5
3.	<b>Myles Garrett</b>	<b>31</b>	<b>26.5</b>
4.	Daniel Wilkinson	46	20
5.	Aundray Bruce	48	16
6.	Courtney Brown	32	11
7.	Jadeveon Clowney	31	10.5
8.	Russell Maryland	46	9.5
9.	Kenneth Sims	30	6.5
10.	Steve Emtman	18	5

### ALL-TIME NFL DEFENSIVE LEADERS: SACKS IN FIRST 31 CAREER GAMES (NO. 1 OVERALL PICKS)

	Player	Sacks
1.	<b>Myles Garrett</b>	<b>26.5</b>
2.	Bruce Smith	20.5
3.	Mario Williams	18.5
4.	Daniel Wilkinson	14.5
5.	Aundray Bruce	12
6.	Courtney Brown	11
7.	Jadeveon Clowney	10.5
8.	Russell Maryland	7
9.	Kenneth Sims	6.5
10.	Steve Emtman	6

### ALL-TIME NFL DEFENSIVE LEADERS: SACKS IN FIRST 31 CAREER GAMES (1ST-ROUND PICKS)

	Player	Sacks
1.	Aldon Smith	33.5
2t.	Von Miller	30
2t.	Shawne Merriman	30
2t.	Derrick Thomas	30
5.	<b>Myles Garrett</b>	<b>26.5</b>
6t.	Joey Bosa	26
6t.	J.J. Watt	26
6t.	Leslie O'Neal	26
9.	Jevon Kearse	25
10.	Dwight Freeney	24

### ALL-TIME NFL DEFENSIVE LEADERS: SACKS IN FIRST THREE YEARS (ACTIVE 1ST-ROUND PICKS)

	Player	Sacks
1.	J.J. Watt	36.5
2.	Von Miller	35
3.	Robert Quinn	34.5
4.	Terrell Suggs	30.5
5t.	Khalil Mack	30
5t.	Ezekiel Ansah	30
7.	Clay Matthews	29.5
8.	Joey Bosa	28.5
9.	Aaron Donald	28
10.	<b>Myles Garrett</b>	<b>26.5</b>

## OVER ACHIEVER

Garrett posted two-plus sacks in three games last year, tied for the league's third-best mark and tied for second by a Brown in a single season. Already with two multi-sack games in 2019, Garrett, Shaquil Barrett and Mario Addison are the only players to have done so this season.

### 2019 NFL DEFENSIVE LEADERS: GAMES (2+ SACKS)

	Player	Tot
1t.	<b>Myles Garrett</b>	<b>2</b>
1t.	Shaquil Barrett	2
1t.	Mario Addison	2

Dating back to last season, Garrett ranks tied for second in the NFL in the category.

### 2018-19 NFL DEFENSIVE LEADERS: GAMES (2+ SACKS)

	Player	Tot
1.	Aaron Donald	7
2t.	<b>Myles Garrett</b>	<b>5</b>
2t.	Cameron Jordan	5

Among Browns players, Garrett posted two-plus sacks on seven occasions in his career to take the franchise's best total in a player's first three career seasons.

### ALL-TIME BROWNS DEFENSIVE LEADERS: GAMES 2+ SACKS IN FIRST THREE YEARS

	Player	Year(s)	Tot
1.	<b>Myles Garrett</b>	<b>2017-19</b>	<b>7</b>
2.	Michael Dean Perry	1988-90	5
3	Reggie Camp	1984-85	4

## A FORCEFUL PRESENCE

With five career forced fumbles, Garrett ranks fifth in Browns history by a player in his first three seasons and tied for second by a Brown in his first 31 games.

### ALL-TIME BROWNS DEFENSIVE LEADERS: FF (FIRST THREE YEARS)

	Player	Years	Tot
1.	Jabaal Sheard	2011-13	7
2t.	Wali Rainer	1999-2001	6
2t.	Kameron Wimbley	2006-08	6
2t.	Mark Word	2002-03	6
5t.	<b>Myles Garrett</b>	<b>2017-19</b>	<b>5</b>
5t.	<b>Joe Schobert</b>	<b>2016-18</b>	<b>5</b>
5t.	Daylon McCutcheon	1999-2001	5
5t.	T.J. Ward	2010-12	5

### ALL-TIME BROWNS DEFENSIVE LEADERS: FF (FIRST 31 GAMES)

	Player	Years	FF
1.	Jabaal Sheard	2011-12	6
2t.	<b>Myles Garrett</b>	<b>2017-19</b>	<b>5</b>
2t.	Kameron Wimbley	2006-07	5
2t.	Mark Word	2002-03	5

## WHAT A WEEK(S)

Week 2 against the New York Jets, Garrett set a career high with three sacks. It marked his seventh career multi-sack game. In three career games against the Jets, Garrett has recorded seven sacks. Garrett's six sacks this season are also the most by a Brown through the first four weeks of a season. He became the first Browns player to record multiple sacks in back-to-back games since LB Jamir Miller in 2001 and the first Browns player to record three sacks in a game since LB Paul Kruger on Oct. 26, 2014.

### ALL-TIME NFL DEFENSIVE LEADERS: SACKS IN FIRST FOUR WEEKS OF A SEASON (ACTIVE)

Player	Year	Sacks
1. Shaquil Barrett	2019	9
2t. Demarcus Lawrence	2017	7.5
2t. Justin Houston	2013	7.5
4t. Clay Matthews	2012	7
4t. Clay Matthews	2010	7
6. J.J. Watt	2012	6.5
7. <b>Myles Garrett</b>	<b>2019</b>	<b>6</b>

### ALL-TIME BROWNS DEFENSIVE LEADERS: SACKS IN FIRST FOUR WEEKS OF A SEASON

Player	Year	Sacks
1. <b>Myles Garrett</b>	<b>2019</b>	<b>6</b>
2. Jamir Miller	2001	5
3t. Reggie Camp	1985	4.5
3t. Myles Garrett	2018	4.5

Additionally, Garrett led all AFC players with his six sacks in the month of September, while the total was also the most by a Browns player in any month of a season in history.

The total also ranks tied for sixth among all active players in the month of September in a given year. His 10.5 in the month since entering the league rank tied for fourth since that time.

### ALL-TIME NFL DEFENSIVE LEADERS: SACKS IN SEPTEMBER (ACTIVE)

Player	Year	Sacks
1. Shaquil Barrett	2019	9
2. Justin Houston	2013	7.5
3. Clay Matthews	2012	7
4t. Demarcus Lawrence	2017	6.5
4t. J.J. Watt	2012	6.5
6t. <b>Myles Garrett</b>	<b>2019</b>	<b>6</b>
6t. Clay Matthews	2010	6
8t. Mario Addison	2019	5.5
8t. Demarcus Lawrence	2018	5.5
8t. Melvin Ingram	2017	5.5

### 2017-19 NFL DEFENSIVE LEADERS: SACKS IN SEPTEMBER

Player	Sacks
1. Demarcus Lawrence	14.5
2. Khalil Mack	11.5
3. Shaquil Barrett	11
4t. <b>Myles Garrett</b>	<b>10.5</b>
4t. Calais Campbell	10.5



## 6 | QB BAKER MAYFIELD

### DAINGEROUS DAYS

In Week 10 last year, Mayfield tossed a career-high three touchdowns, tying him for Browns rookie record, which he broke following the team's Week 11 bye at Cincinnati in Week 12 with four. He repeated success against the Bengals in Week 16 and at Baltimore in Week 17 with three passing scores. Mayfield also threw for multiple touchdowns in each of his five starts from Weeks 7-12, the first Brown to do so since Vinny Testaverde in 1994-95 and the first Browns rookie to accomplish the feat.

### ALL-TIME BROWNS PASSING LEADERS: TD IN A GAME

Player	Date	TD
1t. Derek Anderson	Sept. 16, 2017	5
1t. Kelly Holcomb	Nov. 28, 2004	5
1t. Bill Nelsen	Nov. 2, 1969	5
1t. Frank Ryan	Dec. 12, 1964	5
1t. Brian Sipe	Oct. 7, 1979	5
6t. <b>Baker Mayfield</b>	<b>Nov. 25, 2018</b>	<b>4</b>
6t. 15 Others		4

Mayfield became the first Browns QB since Derek Anderson (2007) to throw for at least three touchdowns in consecutive games (Weeks 10-12, Weeks 16-17) and became the first Brown to pass for four touchdowns in a game (Week 12) since Brady Quinn on Nov. 22, 2009 at Detroit. The QB out of Oklahoma became the first Browns player to throw for at least seven touchdown passes and zero interceptions in consecutive NFL games (Weeks 10-12).

## A GREAT RATE

In addition to his three passing touchdowns in Week 10 of 2018, Mayfield completed 17 of 20 passes (85.0) for 216 yards and zero interceptions for a 151.2 passer rating on the day. Mayfield became the first rookie QB in NFL history to record a passer rating of at least 150.0 on 20 or more pass attempts in a single game.

By completing 19 of 26 passes (73.1) for 258 yards with four touchdowns and zero interceptions for a 143.9 passer rating in Week 12, he was also the first rookie QB in NFL history to record a 140+ passer rating in consecutive games (minimum 20 attempts).

Week 10 was also the highest mark by a Browns rookie and the fifth-highest rating in team history (minimum of 15 attempts).

### ALL-TIME BROWNS PASSING LEADERS: RATE IN A GAME (MIN. 15 ATT)

Player	Date	Rate
1t. Otto Graham	Oct. 10, 1954	158.3
1t. Brian Sipe	Oct. 29, 1978	158.3
3. Milt Plum	Nov. 13, 1960	154.8
4. Milt Plum	Oct. 25, 1959	153.9
5. <b>Baker Mayfield</b>	<b>Nov. 11, 2018</b>	<b>151.2</b>

He also joined Aaron Rodgers (Weeks 7, 9-10 in 2011) and Pro Football Hall of Famer Kurt Warner (Weeks 3-5 in 1999) as the only QBs in NFL history to record a passer rating of 140 or higher in consecutive games (minimum 20 attempts). Both Rodgers and Warner did so in three contests and were named Associated Press MVP in those seasons.

## TOSSING A STREAK

Mayfield is the first Browns QB since Bernie Kosar (1986-87) to throw for at least one touchdown in 18 consecutive games. Mayfield has thrown at least one touchdown pass in each of his first 17 career starts and joined Pro Football Hall of Famer Kurt Warner (1999) as the only QBs in the Super Bowl era with a touchdown pass in each of his first 17 career starts (longest active streak).

## ON THE MONEY

In the third quarter of Week 2, Mayfield connected with Beckham Jr. for an 89-yard touchdown. It was the fourth-longest pass play in Browns history and the team's longest since QB Brandon Weeden connected with WR Josh Gordon for 95 yards on Dec. 1, 2013.

Additionally, it tied Vinny Testaverde for the longest pass completed by a No. 1 overall pick (ninth) and was the sixth-longest touchdown pass completed by a No. 1 overall pick in history.

## X2

Dating back to last season, Mayfield is 10th in Browns history in games with at least two touchdown passes.

### ALL-TIME BROWNS PASSING LEADERS: GAMES WITH 2+ TD PASSES

Player	Tot
1. Brian Sipe	42
2. Frank Ryan	40
3. Bernie Kosar	37
4. Otto Graham	26
5. Tim Couch	20
6. Bill Nelsen	19
7. Milt Plum	18
8. Vinny Testaverde	15
9. Derek Anderson	14
10. <b>Baker Mayfield</b>	<b>9</b>

### ALL-TIME BROWNS PASSING LEADERS: GAMES WITH 2+ TD PASSES IN FIRST TWO YEARS

Player	Tot
1. Derek Anderson	12
2. <b>Baker Mayfield</b>	<b>9</b>
3. Brandon Weeden	7
4t. Tim Couch	6
4t. Bernie Kosar	6

## THROUGH FOUR

Through the first four weeks of the season, Mayfield's 1,147 passing yards rank second in that span by a Browns QB. His 82 completions are also fifth.


### ALL-TIME BROWNS PASSING LEADERS: YDS THROUGH THE FIRST FOUR WEEKS OF A SEASON

Player	Yds
1. Otto Graham (1953)	1,165
2. <b>Baker Mayfield (2019)</b>	<b>1,147</b>
3. Brian Sipe (1981)	1,083

### ALL-TIME BROWNS PASSING LEADERS: CMP THROUGH THE FIRST FOUR WEEKS OF A SEASON

Player	Tot
1. Brian Sipe (1981)	101
2. Colt McCoy (2011)	100
3. Brandon Weeden (2012)	90
4. Brian Sipe (1983)	86
5. <b>Baker Mayfield (2019)</b>	<b>82</b>
6t. Brian Sipe (1980)	79
6t. Charlie Frye (2006)	79
6t. Bernie Kosar (1986)	79
9. Tim Couch (2000)	77
10. DeShone Kizer (2017)	73





24 | RB NICK CHUBB

## RUNNING WILD

RB Nick Chubb has emerged as one of the league's best running backs in 2019, placing top marks in multiple categories.

### 2019 NFL RUSHING LEADERS: YDS

Player	Yds
1. Christian McCaffrey	411
2. Dalvin Cook	410
3. Leonard Fournette	404
4. <b>Nick Chubb</b>	<b>398</b>
5. Marlon Mack	338

### 2019 NFL RUSHING LEADERS: ATT

Player	Att
1. Christian McCaffrey	86
2t. <b>Nick Chubb</b>	<b>78</b>
2t. Derrick Henry	78
4. Kerryon Johnson	74
5. Ezekiel Elliott	73

### 2019 NFL RUSHING LEADERS: AVG (MIN. 50 ATT)

Player	Avg
1. Mark Ingram	5.96
2. Dalvin Cook	5.77
3. Leonard Fournette	5.61
4. <b>Nick Chubb</b>	<b>5.10</b>
5. Josh Jacobs	4.95

### 2019 NFL RUSHING LEADERS: TD

Player	Avg
1t. Dalvin Cook	5
1t. Mark Ingram	5
3t. Christian McCaffrey	4
3t. Aaron Jones	4
3t. <b>Nick Chubb</b>	<b>4</b>
3t. Jeffery Wilson	4

### 2019 NFL RUSHING LEADERS: LONG

Player	Lng
1. <b>Nick Chubb</b>	<b>88</b>
2. Leonard Fournette	81
3. Christian McCaffrey	76
4. Dalvin Cook	75
5. Marlon Mack	63

### 2019 NFL YARDAGE LEADERS: SCRIM YDS

Player	Yds
1. Christian McCaffrey	629
2. Dalvin Cook	524
3. Leonard Fournette	518
4. <b>Nick Chubb</b>	<b>497</b>
5. Austin Ekeler	490

## BURNING RUBBER

In Week 4, Chubb rushed for 165 yards and three touchdowns, including an 88-yarder. Chubb, who had a 92-yard touchdown run in Week 10 of the 2018 season, joins Bob Hoernschemeyer (two touchdown runs from 1946-47) and Chris Johnson (three from 2008-09) as the only players in league annals with at least two touchdown runs of 85 yards or more in their first two seasons.

Also, no other player in the NFL has multiple rushing scores of 85-plus yards, going back to 2016 (two years before Chubb entered the league).

### ALL-TIME BROWNS RUSHING LEADERS: LONG

Player	Date	Lng
1. <b>Nick Chubb</b>	<b>Nov. 11, 2018</b>	<b>92</b>
2. Bobby Mitchell	Nov. 28, 2004	90
3. <b>Nick Chubb</b>	<b>Sept. 29, 2019</b>	<b>88</b>

## 2019 AWARDS AND HONORS

### P JAMIE GILLAN

• AFC Special Teams Player of the Week (Week 2)

### LB MACK WILSON

• Maurice Bassett Award (most outstanding rookie in training camp as voted by local media)

## IN THE NICK OF TIME

Since his rookie season in 2018, RB **Nick Chubb** ranks sixth in the NFL in rushing yards (1,394), third in rushing average (5.16), tied for fifth in rushing touchdowns (12) and third and fifth in rushing long (92, 88)

### 2018-19 NFL RUSHING LEADERS: YDS (MIN. 150 ATT)

	Player	Yds
1.	Ezekiel Elliott	1,758
2.	Saquon Barkley	1,544
3.	Christian McCaffrey	1,509
4.	Todd Gurley	1,470
5.	Chris Carson	1,413
6.	<b>Nick Chubb</b>	<b>1,394</b>
7.	Derrick Henry	1,369
8.	Joe Mixon	1,255
9.	Phillip Lindsay	1,250
10.	Marlon Mack	1,246

### 2018-19 NFL RUSHING LEADERS: AVG (MIN. 150 ATT)

	Player	Avg
1.	Matt Breida	5.36
2.	Saquon Barkley	5.18
3.	<b>Nick Chubb</b>	<b>5.16</b>
4.	Lamar Jackson	5.10
5.	Gus Edwards	5.09
6.	Phillip Lindsay	5.08
7.	Melvin Gordon	5.06
8.	Mark Ingram	5.04
9.	Dalvin Cook	5.02
10.	Christian McCaffrey	4.95

### 2018-19 NFL RUSHING LEADERS: TD

	Player	TD
1.	Todd Gurley	20
2t.	Alvin Kamara	15
2t.	Derrick Henry	15
4.	James Conner	13
5t.	<b>Nick Chubb</b>	<b>12</b>
5t.	Aaron Jones	12
5t.	Jordan Howard	12
5t.	Saquon Barkley	12

### 2018-19 NFL RUSHING LEADERS: LONG

	Player	Lng
1.	Derrick Henry	99
2.	Lamar Miller	97
3.	<b>Nick Chubb</b>	<b>92</b>
4.	Adrian Peterson	90
5.	<b>Nick Chubb</b>	<b>88</b>
6.	Leonard Fournette	81
7.	Saquon Barkley	78
8.	Isaiah Crowell	77
9.	Christian McCaffrey	76
10t.	Dalvin Cook	75
10t.	Kalen Ballage	75

## HISTORY MAKER

According to Elias Sports, out of all of the times an NFL player has rushed for 100 yards and two touchdowns in a game, Chubb's Week 4 performance last season made him the only one to do it in three carries or less.

## TURNING AN INCH INTO A MILE

Needing just three carries to rush for over 100 yards, Chubb became the first player to do so since 2007 (Cordarrelle Patterson) and is just the fourth to ever accomplish the feat.

### ALL-TIME NFL RUSHING LEADERS: 100-YRD GAMES (3 OR LESS ATT)

Player	Date	Att	Yds
<b>Nick Chubb</b>	<b>Sept. 30, 2018</b>	<b>3</b>	<b>105</b>
Cordarrelle Patterson	Sept. 7, 2007	3	102
Brian Mitchell	Oct. 1, 2000	2	105
Ken Carpenter	Sept. 24, 1950	3	100

## ANYTHING BUT AVERAGE

Chubb's career 5.16 rushing average is the third highest by a Brown through his first 20 games (minimum of 100 attempts) and is the sixth highest by an active NFL running back in the same category.

### ALL-TIME BROWNS RUSHING LEADERS: AVG THROUGH FIRST 20 CAREER GAMES (MIN. 100 ATT)

Player	Avg
1. Greg Pruitt	5.46
2. Earnest Byner	5.28
3. <b>Nick Chubb</b>	<b>5.16</b>

### ALL-TIME NFL RUSHING LEADERS: AVG THROUGH FIRST 20 CAREER GAMES (MIN. 100 ATT) (ACTIVE)

Player	Avg
1. Aaron Jones	5.95
2. Alvin Kamara	5.70
3. Matt Breida	5.33
4. Adrian Peterson	5.19
5. Saquon Barkley	5.18
6. <b>Nick Chubb</b>	<b>5.16</b>

## BIG-PLAY BACK

On just 270 rushing attempts, Chubb is tied for sixth in the league with 39 rushes for 10-plus yards since 2018. He's second in 2019 with 11.

### 2018-19 NFL RUSHING LEADERS: RUSH 10+ YDS

Player	10+
1. Ezekiel Elliott	51
2. Chris Carson	42
3. Christian McCaffrey	41
4t. Todd Gurley	40
4t. Derrick Henry	40
6t. <b>Nick Chubb</b>	<b>39</b>
6t. Saquon Barkley	39

## 2019 NFL RUSHING LEADERS: RUSH 10+ YDS

Player	10+
1. Leonard Fournette	12
2. <b>Nick Chubb</b>	11
3t. Ezekiel Elliott	10
3t. Christian McCaffrey	10
3t. Derrick Henry	10

### GOING THE EXTRA MILE

Chubb established himself as one of the league's top big-play backs in 2018, continuing the trend in his sophomore season.

## 2018-19 NFL RUSHING LEADERS: TD (10+ YDS)

Player	10+ TD
1t. <b>Nick Chubb</b>	6
1t. Melvin Gordon	6
1t. Saquon Barkley	6
4t. Todd Gurley	5
4t. Latavius Murray	5
6t. Derrick Henry	4
6t. Josh Allen	4
6t. Dalvin Cook	4
6t. Ezekiel Elliott	4

## 2019 NFL RUSHING LEADERS: TD (10+ YDS)

Player	10+ TD
1. <b>Nick Chubb</b>	3
2. Dalvin Cook	2

## 2018-19 NFL RUSHING LEADERS: RUSH (20+ YDS)

Player	20+
1. Saquon Barkley	18
2. Todd Gurley	13
3t. <b>Nick Chubb</b>	12
3t. Ezekiel Elliott	12
5t. Matt Breida	11
5t. Chris Carson	11
5t. Joe Mixon	11

## 2018-19 NFL RUSHING LEADERS: TD (20+ YDS)

Player	20+ TD
1. Saquon Barkley	5
2. <b>Nick Chubb</b>	4
3t. Melvin Gordon	3
3t. Latavius Murray	3
3t. Tevin Coleman	3
3t. Phillip Lindsay	3

## 2019 NFL RUSHING LEADERS: TD (20+ YDS)

Player	20+ TD
1t. <b>Nick Chubb</b>	1
1t. Saquon Barkley	1
1t. Christian McCaffrey	1
1t. Dalvin Cook	1
1t. Trevor Davis	1
1t. Rashaad Penny	1
1t. Marlon Mack	1
1t. Deshaun Watson	1
1t. Latavius Murray	1



## 23 | S DAMARIOUS RANDALL

### TRIPLE THREAT

Entering his fifth year, S Damarious Randall has recorded at least three interceptions in each of his first four NFL seasons, making him just one of four active players to have done so.

### ALL-TIME NFL DEFENSIVE LEADERS: 3+ INT IN FIRST 4 SEASONS (ACTIVE)

Player	Years
<b>Damarious Randall</b>	<b>2015-18</b>
Leon Hall	2007-10
Richard Sherman	2011-14
Marcus Peters	2015-18

Additionally, Randall and Peters are the only current players to have three or more interceptions a season from 2015-18. He also tied for the second-most seasons since 2015 (two) with four-plus interceptions.

### ALL-TIME NFL DEFENSIVE LEADERS: 3+ INT IN FIRST 5 SEASONS (ACTIVE)

Player	No
1t. <b>Damarious Randall</b>	<b>4</b>
1t. Joe Haden	4
1t. Marcus Peters	4
1t. Dominique Rodgers-Cromartie	4
1t. Richard Sherman	4
1t. Tramon Williams	4

## 2015-19 NFL DEFENSIVE LEADERS: INT (ACTIVE)

	Player	G	Int
1.	Marcus Peters	65	23
2.	Darius Slay	63	16
3.	Ha Ha Clinton-Dix	68	15
4t.	<b>Damarious Randall</b>	<b>56</b>	<b>14</b>
4t.	Micah Hyde	66	14
4t.	Trumaine Johnson	57	14
7t.	Kevin Byard	52	13
7t.	Kyle Fuller	52	13
7t.	Stephon Gilmore	60	13
7t.	Janoris Jenkins	59	13
7t.	Earl Thomas	49	13

### QUICK TO PICK

With 14 career interceptions in 47 career starts, Randall ranks No. 2 in picks among active players who have started 47 or fewer career contests.

## NFL DEFENSIVE LEADERS: INT IN 47 OR FEWER STARTS (ACTIVE)

	Player	GS	Int
1.	Duron Harmon	21	15
2.	<b>Damarious Randall</b>	<b>45</b>	<b>14</b>

## BROWNS ONLINE MEDIA CENTER


The Browns PR staff invites media members to utilize the newly launched Browns Media Center available at [browns.lmg.com](http://browns.lmg.com).

The online media center is designed to better assist media in their coverage of the Browns. Materials provided by the Browns PR Department on the site include the media schedule, training camp information, transcripts and press releases, feature clips, roster and bios, transactions, press conferences, a photo portal, media request/question link, Browns community information, artwork/logo pack, credential request link, twitter feed and 2019 game-by-game informational breakdown (each week's game release, depth chart, flip card, injury report, game summary, game notes and postgame quotes).

Additionally, there is an archive for information from past seasons.

All information is available to view, download and print on the site and is available via desktop or mobile platform. We encourage you to bookmark the page and familiarize yourself with its benefits.

If you have any questions, please contact a member of the Browns PR staff.



## 53 | LB JOE SCHOBERT

### SCHO OFF

Since 2017, LB Joe Schobert has been one of the NFL's toughest defenders to get past, totaling 289 tackles (fourth).

## 2017-19 NFL DEFENSIVE LEADERS: TOT TACKLES

	Player	Tot
1.	Blake Martinez	333
2.	Bobby Wagner	316
3.	Luke Kuechly	299
4.	<b>Joe Schobert</b>	<b>289</b>
5.	Demario Davis	273
6.	Tahir Whitehead	260
7.	Eric Kendricks	254
8.	Lavonte David	251
9.	Anthony Hitchens	245
10.	Kiko Alonso	244

This season, Schobert's 44 total tackles tie him for fourth in the league. Also, in Week 4, he recorded the most tackles (17) by a Browns player since Andra Davis totaled 19 on Sept. 18, 2005.

## 2019 NFL DEFENSIVE LEADERS: TOT TACKLES

	Player	Tot
1.	Jordan Hicks	48
2.	Blake Martinez	47
3.	Bobby Wagner	45
4t.	<b>Joe Schobert</b>	<b>44</b>
4t.	Luke Kuechly	44
6.	Shaq Thompson	40
7t.	Thomas Davis	38
7t.	De'Vondre Campbell	38
9t.	Devin Bush	37
9t.	John Johnson	37

Schobert is currently the only 2019 player in the NFL to have at least 40 total tackles, a sack and a forced fumble.

## NOT AN AVERAGE JOE

Through the first four years of a Browns player's career, Schobert already ranks No. 6 with 305 total tackles. Additionally, his six forced fumbles are fourth, while his 12 passes defended (third) and his 7.5 sacks (tied for seventh) are both top-10 marks by a Browns linebacker in the same category.

### ALL-TIME BROWNS DEFENSIVE LEADERS: TOT TACKLES IN FIRST FOUR YEARS

Player	Tot
1. Christian Kirksey	409
2. D'Qwell Jackson	400
3. Andra Davis	360
4. T.J. Ward	323
5. Craig Robertson	308
6. Joe Schobert	305
7. Kamerion Wimbley	245
8. Eric Wright	244
9. Anthony Henry	238
10. Tashaun Gipson	236

### ALL-TIME BROWNS DEFENSIVE LEADERS: FF IN FIRST FOUR YEARS

Player	Tot
1t. Courtney Brown	7
1t. Kamerion Wimbley	7
1t. Jabaal Sheard	7
4. Joe Schobert	6
5t. Myles Garrett (third year)	5
5t. Daylon McCutcheon	5
5t. T.J. Ward	5
5t. Kaluka Maiava	5
5t. Wali Rainer	5

### ALL-TIME BROWNS DEFENSIVE LEADERS: PD IN FIRST FOUR YEARS (LB)

Player	Tot
1. Andra Davis	19
2. Craig Robertson	15
3. Joe Schobert	12
4t. Christian Kirksey	11
4t. Barkevious Mingo	11
4t. D'Qwell Jackson	11

### ALL-TIME BROWNS DEFENSIVE LEADERS: SACKS IN FIRST FOUR YEARS (LB)

Player	Tot
1. Kamerion Wimbley	26.5
2. Chip Banks	23
3. Christian Kirksey	11.5
4. Marcus Benard	11
5. Chaun Thompson	9.5
6. David Grayson	8
7t. Joe Schobert	7.5
7t. Andra Davis	7.5
7t. Jabaal Sheard	7.5
10. Barkevious Mingo	7

## HAMMER TIME

Rookie P **Jamie Gillan** ranks top 10 in the NFL in multiple categories, including eighth in net punting yards (812) and tied for second in punts inside the 20 (11).

### 2019 NFL PUNTING LEADERS: I20

Player	I20
1. Brett Kern	14
2t. <b>Jamie Gillan</b>	11
2t. Thomas Morstead	11
4t. J.K. Scott	10
4t. Colby Wadman	10
4t. Jake Bailey	10

### 2019 NFL PUNTING LEADERS: NET YDS

Player	Net Yds
1. Brett Kern	1,049
2. J.K. Scott	1,000
3. Lac Edwards	995
4. Jake Bailey	939
5. Pat O'Donnell	926
6. Logan Cooke	894
7. Matt Haack	890
8. <b>Jamie Gillan</b>	812
9. Kevin Huber	803
10. Michael Dickson	797

## HE GETS A KICK OUT OF IT

Rookie K Austin Seibert has connected on all seven of his field goal attempts in 2019, tied for ninth in the NFL, while he's also the only rookie to not have missed a field goal on the year. His perfect field goal percentage ties for first in the league this season. Seibert paces the Browns with 29 points this season.

### 2019 NFL FIELD GOAL LEADERS: FG PCT

Player	FGM	FGA	Pct
1t. <b>Austin Seibert</b>	7	7	100.0
1t. Josh Lambo	10	10	100.0
1t. Justin Tucker	6	6	100.0
1t. Sam Ficken	1	1	100.0
1t. Jake Elliott	4	4	100.0
1t. Chris Boswell	7	7	100.0


### 2019 NFL FIELD GOAL LEADERS: FG PCT (ROOKIE)

Player	FGM	FGA	Pct
1. <b>Austin Seibert</b>	7	7	100.0
2. Joey Slye	10	11	90.9
3. Matt Gay	9	11	81.8

### 2019 BROWNS LEADERS: POINTS

Player	Pts
1. <b>Austin Seibert</b>	29
2. Nick Chubb	24
3. Dontrell Hilliard	12



**HC | FREDDIE KITCHENS**

Freddie Kitchens initially joined the Browns as running backs/associate head coach on Jan. 24, 2018. He was promoted to offensive coordinator on Oct. 29, 2018 and named head coach on Jan. 9, 2019.

An assistant coach for 20 years on the college and professional levels prior to being named the Browns' 17th full-time head coach, Kitchens had the opportunity to learn and coach with some of the best to coach the game of football. Kitchens was a graduate assistant at LSU in 2000 under head coach Nick Saban and later broke into the NFL with the Dallas Cowboys in 2006 under Pro Football Hall of Fame head coach Bill Parcells. Kitchens was one of six assistants on that 2006 Cowboys staff who went on to become an NFL head coach (Anthony Lynn, Todd Haley, Tony Sparano, Mike Zimmer and Todd Bowles).

A firm believer that football is more than just X's and O's, Kitchens' core beliefs are about trust, respect and the team over any individual. Kitchens used this philosophy when building his first coaching staff. He wanted a cohesive unit that bases everything on one thing - winning football games. He hired former head coach Steve Wilks as defensive coordinator, offensive guru Todd Monken as offensive coordinator, veteran special teams coach Mike Priefer as special teams coordinator and seasoned offensive line coach James Campen as offensive line/associate head coach.

In 2018, Kitchens took over as Browns' offensive coordinator following Week 9 and helped the team to a dramatic turnaround. During the second half of the season, the Browns finished among the league leaders in several categories including yards per game (fourth with 395.1), passing touchdowns (tied for fourth with 19) and total touchdowns (tied for sixth with 25). Cleveland surrendered just five sacks during the second half of the season - by far the lowest of any team in the league - compared to 33 in the first half. The Browns also scored touchdowns on 19 of 24 trips to the red zone en route to posting a 5-3 record over the final eight weeks.

Kitchens played a key role in the development of several rookies, including QB Baker Mayfield. The No. 1 overall pick set an NFL rookie record with 27 touchdown passes and finished sixth in NFL rookie passing yards with 3,725, despite starting just 13 games. On the ground, RB Nick Chubb set a Browns rookie record with 996 yards, including recording the longest rush in Browns history and the second-longest run by rookie in NFL history (92 yards vs. Atlanta on Nov. 11). In addition, G Joel Bitonio was selected to his first career Pro Bowl and WR Jarvis Landry was named to his fourth Pro Bowl.

Prior to the Browns, Kitchens spent 11 seasons with the Arizona Cardinals. He spent 2017 as running backs coach. He was also quarterbacks coach for four years (2013-16) and tight ends coach for six seasons (2007-12).

In 2017, Arizona acquired Adrian Peterson during a midseason trade. Peterson, who ranks 12th on the NFL all-time rushing list, led the Cardinals in rushing yards despite playing just six games.

**"Benjamin E. Mays had a quote, 'those who start behind in the game of life must run faster to catch up.' I have been running fast my whole life. I think that is going to carry over into this program. I think the program of the football team, the product that you put on the field, is in direct correlation of how the coach is. That is the way I have been my whole life."**

**- FREDDIE KITCHENS INTRODUCTORY PRESS CONFERENCE, JAN. 14, 2019**

During his time as quarterbacks coach, Kitchens helped Carson Palmer establish multiple single-season team records, including passing yards (4,671), touchdown passes (35) and passer rating (104.6). Palmer also became the only player in Cardinals history to throw for 4,000 yards in multiple seasons (2013, 2015-16). In 2015, the Cardinals had the top-ranked offense in the NFL for the first time in team history and set numerous single-season team records including points (489), touchdowns (59), touchdown passes (35), total net yards (6,533) and first downs (373).

In his final season as tight ends coach, Rob Housler recorded 42 receptions, the third-highest figure by a tight end in Cardinals history. In 2007, Arizona finished tied for fourth in the league with 32 passing touchdowns with eight coming from the tight end group.

Kitchens began his NFL coaching career in 2006 as the tight ends coach with the Dallas Cowboys. In 2006, Kitchens worked with Jason Witten, who was selected to the Pro Bowl.

Prior to the NFL, Kitchens spent seven years coaching on the college level with stops at Mississippi State (2004-05), North Texas (2001-03), Louisiana State (2000) and Glenville State (1999).

A three-year starter at quarterback for the University of Alabama (1995-97), Kitchens finished his playing career with 4,668 yards and 30 touchdown passes for the Crimson Tide. He finished his collegiate career ranked third in school history in career attempts, fourth in career passing yards and fifth in career completions. Kitchens also played baseball at Alabama his freshman and senior seasons, but a pectoral injury forced him to miss his sophomore and junior campaigns.

Kitchens returned to Alabama in April 2019 for a coaching clinic hosted by Nick Saban. As one of the featured speakers, Kitchens stressed that everyone has five choices in life – be bad at what you do, be average, be good, be excellent or be elite. He emphasized if you want to be excellent or elite, you have to have commitment, drive, focus and the passion to do things at a high level and hold yourself to a high standard.

A native of Gadsden, Ala., Kitchens earned high school All-America honors and was named Mr. Football in the state of Alabama his senior season.

Kitchens and his wife, Ginger, have two daughters, Bennett and Camden.



## KITCHENS' BACKGROUND

1999	Glenville State College, offensive assistant
2000	Louisiana State University, graduate assistant
2001-03	North Texas University, running backs coach
2004	Mississippi State University, tight ends coach
2005	Mississippi State University, running backs coach
2006	Dallas Cowboys, tight ends coach
2007-12	Arizona Cardinals, tight ends coach
2013-16	Arizona Cardinals, quarterbacks coach
2017	Arizona Cardinals, running backs coach
2018	Cleveland Browns, running backs coach/associate head coach (first eight games)/ offensive coordinator (final eight games)
2019-	Cleveland Browns, head coach

## THE KITCHEN STAFF

**Steve Wilks** (defensive coordinator); **Todd Monken** (offensive coordinator); **Mike Priefer** (special teams coordinator); **James Campen** (offensive line/associate head coach); **Al Holcomb** (run game coordinator/linebackers); **Stump Mitchell** (run game coordinator/running backs); **Joe Whitt** (pass game coordinator/secondary); **Jeff Blasko** (assistant offensive line); **Josh Christovich** (strength and conditioning assistant); **Doug Colman** (assistant special teams); **Jim Dray** (offensive quality control coach); **Alonso Escalante** (defensive quality control); **Monty Gibson** (strength and conditioning assistant); **Adam Henry** (wide receivers); **Ryan Hollern** (assistant to the head coach); **Larry Jackson** (head of strength and conditioning); **Chris Jones** (senior defensive assistant); **Dale Jones** (strength and conditioning assistant); **John Lilly** (tight ends); **Ryan Lindley** (quarterbacks); **Evan Marcus** (strength and conditioning coordinator); **Tosh Lupoi** (defensive line); **John Parrella** (assistant defensive line); **Tyler Tettleton** (offensive quality control coach); **DeWayne Walker** (defensive backs); **Jody Wright** (offensive assistant)

# ALPHABETICAL ROSTER AS OF 10/1/2019

NO	NAME	POS	HT	WT	DOB	AGE	EXP	COLLEGE	HOMETOWN	HOW ACQ	GP/GS/DNP/IA
55	Avery, Genard	DE	6-0	250	4/26/95	24	2	Memphis	Grenada, Miss.	D5 - '18	1/0/0/3
13	Beckham Jr., Odell	WR	5-11	198	11/5/92	26	6	Louisiana State	New Orleans, La.	Tr. (NYG) - '19	4/4/0/0
75	Bitonio, Joel	G	6-4	320	10/11/91	27	6	Nevada	Long Beach, Calif.	D2 - '14	4/4/0/0
86	Brown, Pharaoh	TE	6-6	258	5/4/94	25	2	Oregon	Lyndhurst, Ohio	FA - '18	4/2/0/0
42	Burnett, Morgan	S	6-1	210	1/13/89	30	10	Georgia Tech	College Park, Ga.	FA - '19	2/2/0/2
31	Burris, Juston	S	6-0	212	8/4/93	26	4	North Carolina State	Raleigh, N.C.	W. (Oak.) - '19	2/1/0/1*
11	Callaway, Antonio^	WR	5-11	200	1/9/97	22	2	Florida	Miami, Fla.	D4 - '18	0/0/0/0
38	Carrie, T.J.	CB	6-0	204	7/28/90	29	6	Ohio	Antioch, Calif.	UFA (Oak.) - '18	4/2/0/0
24	Chubb, Nick	RB	5-11	227	12/27/95	23	2	Georgia	Cedartown, Ga.	D2b - '18	4/4/0/0
63	Corbett, Austin	C	6-4	306	9/5/95	24	2	Nevada	Sparks, Nev.	D2a - '18	2/0/0/2
96	Ekuale, Daniel	DT	6-3	300	1/13/94	25	1	Washington State	Pago Pago, American Samoa	FA - '19	4/0/0/0
95	Garrett, Myles	DE	6-4	272	12/29/95	23	3	Texas A&M	Arlington, Texas	D1a - '17	4/4/0/0
3	Gilbert, Garrett	QB	6-4	230	7/1/91	28	2	SMU	Austin, Texas	FA - '19	0/0/3/1
7	Gillan, Jamie	P	6-1	207	7/4/97	22	R	Arkansas Pine-Bluff	Leonardtown, Md.	FA - '19	4/0/0/0
88	Harris, Demetrius	TE	6-7	230	7/29/91	28	6	Miwaukee	Jacksonville, Ark.	UFA (K.C.) - '19	4/1/0/0
56	Harvey, Willie	LB	5-11	230	1/9/96	23	R	Iowa State	Hastings, Fla.	FA - '19	2/0/0/0
81	Higgins, Rashard	WR	6-1	198	10/7/94	25	4	Colorado State	Dallas, Texas	D5c - '16	1/1/0/3
25	Hilliard, Dontrell	RB	5-11	202	2/26/95	24	2	Tulane	Baton Rouge, La.	FA - '18	3/0/0/1
12	Hodge, KhaDarel	WR	6-2	205	1/3/95	24	2	Prairie View A&M	D'Lo, Miss.	W. (LAR) - '19	4/0/0/0
74	Hubbard, Chris	T	6-4	295	4/23/91	28	6	UAB	Columbus, Ga.	UFA (Pit.) - '18	3/3/0/1
47	Hughlett, Charley	LS	6-4	248	5/16/90	29	5	Central Florida	Tampa, Fla.	FA - '14	4/0/0/0
34	Jackson, Robert	CB	6-2	207	12/8/93	25	1	UNLV	Fort Myers, Fla.	FA - '19	2/0/0/0
40	Jefferson, Malik	LB	6-2	240	11/15/96	22	2	Texas	Mesquite, Texas	W. (Cin.) - '19	4/0/0/0
30	Johnson, D'Ernest	RB	5-10	208	2/27/96	23	1	South Florida	Immokalee, Fla.	FA - '19	4/0/0/0
72	Kush, Eric	G	6-4	317	9/9/89	30	7	California (Pa.)	Bridgeville, Pa.	UFA (Chi.) - '19	4/4/0/0
70	Lamm, Kendall	T	6-5	310	6/5/92	27	5	Appalachian State	Charlotte, N.C.	UFA (Hou.) - '19	1/0/0/3
80	Landry, Jarvis	WR	5-11	196	11/28/92	26	6	Louisiana State	Metairie, La.	Tr. (Mia.) - '18	4/4/0/0
99	Lawrence, Devaroe	DT	6-2	295	10/13/92	26	1	Auburn	Greenville, S.C.	FA - '19	4/0/0/0
6	Mayfield, Baker	QB	6-1	215	4/14/95	24	2	Oklahoma	Austin, Texas	D1a - '18	4/4/0/0
67	McCray, Justin	G	6-3	315	5/31/92	27	3	Central Florida	Miami, Fla.	Tr. (G.B.) - '19	3/0/1/0
39	Mitchell, Terrance	CB	5-11	191	5/17/92	27	6	Oregon	Sacramento, Calif.	UFA (K.C.) - '18	2/0/0/0
22	Murray, Eric	S	5-11	199	1/7/94	25	4	Minnesota	Riverside, Wis.	Tr. (K.C.) - '19	4/3/0/0
65	Ogunjobi, Larry	DT	6-3	305	6/3/94	25	3	Charlotte	Greensboro, N.C.	D3 - '17	4/4/0/0
23	Randall, Damarious	S	5-11	196	8/29/92	27	5	Arizona State	Pensacola, Fla.	Tr. (G.B.) - '18	2/2/0/2
18	Ratley, Damion	WR	6-2	200	4/16/95	24	2	Texas A&M	Yoakum, Texas	D6a - '18	4/1/0/0
29	Redwine, Sheldrick	S	6-0	196	11/6/96	22	R	Miami (Fla.)	Miami, Fla.	D4 - '19	2/0/1/1
98	Richardson, Sheldon	DT	6-3	294	11/29/90	28	7	Missouri	St. Louis, Mo.	UFA (Min.) - '19	4/4/0/0
78	Robinson, Greg	T	6-5	330	10/21/92	26	6	Auburn	Thibodaux, La.	FA - '18	4/4/0/0
53	Schobert, Joe	LB	6-1	245	11/6/93	25	4	Wisconsin	Waukesha, Wis.	D4a - '16	4/4/0/0
83	Seals-Jones, Ricky	TE	6-5	243	3/15/95	24	3	Texas A&M	Sealy, Texas	W. (Arz.) - '19	3/0/0/1
4	Seibert, Austin	K	5-9	211	11/15/96	22	R	Oklahoma	Belleville, Ill.	D5b - '19	4/0/0/0
50	Smith, Chris	DE	6-1	266	2/11/92	27	6	Arkansas	Mount Ulla, N.C.	UFA (Cin.) - '18	3/0/1/0
44	Takitaki, Sione	LB	6-1	238	6/8/95	24	R	Brigham Young	Fontana, Calif.	D3 - '19	3/0/0/1
57	Taylor, Adarius	LB	6-0	230	9/21/90	29	6	Florida Atlantic	Bartow, Fla.	UFA (T.B.) - '19	3/0/0/1
10	Taylor, Taywan	WR	5-11	205	3/2/95	24	3	Western Kentucky	Louisville, Ky.	Tr. (Ten.) - '19	3/1/0/1
77	Teller, Wyatt	G	6-4	315	11/21/94	24	2	Virginia Tech	Bealeton, Va.	Tr. (Buf.) - '19	3/0/0/1
92	Thomas, Chad	DE	6-5	278	10/12/95	23	2	Miami (Fla.)	Miami, Fla.	D3 - '18	4/0/0/0
20	Thomas, Tavierre	CB	5-10	205	3/11/96	23	2	Ferris State	Detroit, Mich.	W. (Arz.) - '18	4/0/0/0
64	Tretter, JC	C	6-4	307	2/12/91	28	7	Cornell	Akron, N.Y.	UFA (G.B.) - '17	4/4/0/0
54	Vernon, Olivier	DE	6-2	262	10/7/90	29	8	Miami (Fla.)	Miami, Fla.	Tr. (NYG) - '19	4/4/0/0
21	Ward, Denzel	CB	5-11	190	4/28/97	22	2	Ohio State	Macedonia, Ohio	D1b - '18	2/2/0/2
35	Whitehead, Jermaine	S	5-11	195	3/12/93	26	4	Auburn	Greenwood, Miss.	W. (G.B.) - '18	4/4/0/0
51	Wilson, Mack	LB	6-1	233	2/14/98	21	R	Alabama	Montgomery, Ala.	D5a - '19	4/2/0/0
26	Williams, Greedy	CB	6-2	185	12/3/97	21	R	Louisiana State	Shreveport, La.	D2 - '19	2/2/0/2
<b>Reserve/Injured (7):</b>											
77	Falemaka, Lo (shoulder, 7/28)	C	6-5	303	11/30/94	24	R	Utah	West Valley City, Utah	FA - '19	0/0/0/0
79	Forbes, Drew (knee, 9/2)	T	6-5	308	1/18/97	22	R	Southeast Missouri State	Bonne Terre, Mo.	D6 - '19	0/0/0/0
48	Kerridge, Joe (concussion, 8/30)	FB	6-0	246	9/17/92	27	3	Michigan	Traverse City, Mich.	FA - '19	0/0/0/0
58	Kirksey, Christian (chest, 9/21)	LB	6-2	235	8/31/92	27	6	Iowa	St. Louis, Mo.	D3a - '14	2/2/0/0
15	Montgomery, D.J. (hamstring, 8/21)	WR	6-1	201	11/17/96	22	R	Austin Peay	Durant, Miss.	FA - '19	0/0/0/0
85	Njoku, David (wrist, 9/20)	TE	6-4	246	7/10/96	23	3	Miami (Fla.)	Cedar Grove, N.J.	D1c - '17	2/1/0/0
5	Stanton, Drew (knee, 9/16)	QB	6-3	226	5/7/84	35	13	Michigan State	Farmington Hills, Mich.	UFA (Arz.) - '18	0/0/1/0
<b>Reserve/Suspended by Commissioner (1):</b>											
27	Hunt, Kareem	RB	5-11	216	8/6/95	24	3	Toledo	Willoughby, Ohio	FA - '19	0/0/0/0
<b>Practice Squad (11):</b>											
90	Bryant, Brandin	DT	6-3	294	9/16/93	26	1	Florida Atlantic	Omaha, Neb.	FA - '19	0/0/0/0
89	Carlson, Stephen	TE	6-4	240	12/12/96	22	R	Princeton	Jamestown, N.Y.	FA - '19	0/0/0/0
17	Gibson, Shelton	WR	5-11	191	3/20/95	24	2	West Virginia	Cleveland, Ohio	FA - '19	0/0/0/0
71	Gossett, Colby	G	6-5	330	6/23/95	24	1	Appalachian State	Cumming, Ga.	FA - '19	0/0/0/0
49	Hassell, J.T.	S	5-11	200	8/14/95	24	R	Florida Tech	Titusville, Fla.	FA - '19	0/0/0/0
37	Lewis Jr., Donnie	CB	6-0	190	7/21/96	23	R	Tulane	Baton Rouge, La.	D7 - '19	0/0/0/0
62	Pridgeon, Malcolm	G	6-6	331	1/20/95	24	R	Ohio State	Central Islip, N.Y.	FA - '19	0/0/0/0
36	McGuire, Elijah	RB	5-10	214	6/1/94	25	3	Louisiana	Houma, La.	FA - '19	0/0/1/0
33	Sankoh, Tigie#	S	5-11	214	11/4/97	21	1	Greenwich	London, England	FA - '19	0/0/0/0
84	Willies, Derrick	WR	6-4	207	10/17/94	24	2	Texas Tech	San Bernadino, Calif.	FA - '19	0/0/0/0
66	Wright, Willie	C	6-3	300	2/25/96	23	R	Tulsa	Houston, Texas	FA - '19	0/0/0/0

# Member of NFL's International Player Development program and does not count against roster limit.

^ Roster exemption.

\*Burris was inactive one game with Oakland.



# NUMERICAL ROSTER AS OF 10/1/2019

NO	NAME	POS	HT	WT	DOB	AGE	EXP	COLLEGE	HOMETOWN	HOW ACO	GP/GS/DNP/IA
3	Garrett Gilbert	QB	6-4	230	7/1/91	28	2	SMU	Austin, Texas	FA - '19	0/0/3/1
4	Austin Seibert	K	5-9	211	11/15/96	22	R	Oklahoma	Belleville, Ill.	D5b - '19	4/0/0/0
6	Baker Mayfield	QB	6-1	215	4/14/95	24	2	Oklahoma	Austin, Texas	D1a - '18	4/4/0/0
7	Jamie Gillan	P	6-1	207	7/4/97	22	R	Arkansas Pine-Bluff	Leonardtown, Md.	FA - '19	4/0/0/0
10	Taywan Taylor	WR	5-11	205	3/2/95	24	3	Western Kentucky	Louisville, Ky.	Tr. (Ten.) - '19	3/1/0/1
11	Antonio Callaway^	WR	5-11	200	1/9/97	22	2	Florida	Miami, Fla.	D4 - '18	0/0/0/0
12	KhaDarel Hodge	WR	6-2	205	1/3/95	24	2	Prairie View A&M	D'Lo, Miss.	W. (LAR) - '19	4/0/0/0
13	Odell Beckham Jr.	WR	5-11	198	11/5/92	26	6	Louisiana State	New Orleans, La.	Tr. (NYG) - '19	4/4/0/0
18	Damion Ratley	WR	6-2	200	4/16/95	24	2	Texas A&M	Yoakum, Texas	D6a - '18	4/2/0/0
20	Tavierre Thomas	CB	5-10	205	3/11/96	23	2	Ferris State	Detroit, Mich.	W. (Arz.) - '18	4/0/0/0
21	Denzel Ward	CB	5-11	190	4/28/97	22	2	Ohio State	Macedonia, Ohio	D1b - '18	2/2/0/2
22	Eric Murray	S	5-11	199	1/7/94	25	4	Minnesota	Riverside, Wis.	Tr. (K.C.) - '19	4/3/0/0
23	Damarious Randall	S	5-11	196	8/29/92	27	5	Arizona State	Pensacola, Fla.	Tr. (G.B.) - '18	2/2/0/2
24	Nick Chubb	RB	5-11	227	12/27/95	23	2	Georgia	Cedartown, Ga.	D2b - '18	4/4/0/0
25	Dontrell Hilliard	RB	5-11	202	2/26/95	24	2	Tulane	Baton Rouge, La.	FA - '18	3/0/0/1
26	Greedy Williams	CB	6-2	185	12/3/97	21	R	Louisiana State	Shreveport, La.	D2 - '19	2/2/0/2
29	Sheldrick Redwine	S	6-0	196	11/6/96	22	R	Miami (Fla.)	Miami, Fla.	D4 - '19	2/0/1/1
30	D'Ernest Johnson	RB	5-10	208	2/27/96	23	1	South Florida	Immokalee, Fla.	FA - '19	4/0/0/0
31	Juston Burris	S	6-0	212	8/4/93	26	4	North Carolina State	Raleigh, N.C.	W. (Oak.) - '19	2/1/0/1*
34	Robert Jackson	CB	6-2	207	12/8/93	25	1	UNLV	Fort Myers, Fla.	FA - '19	2/0/0/0
35	Jermaine Whitehead	S	5-11	195	3/12/93	26	4	Auburn	Greenwood, Miss.	W. (G.B.) - '18	4/4/0/0
38	T.J. Carrie	CB	6-0	204	7/28/90	29	6	Ohio	Antioch, Calif.	UFA (Oak.) - '18	4/3/0/0
39	Terrance Mitchell	CB	5-11	191	5/17/92	27	6	Oregon	Sacramento, Calif.	UFA (K.C.) - '18	4/2/0/0
40	Malik Jefferson	LB	6-2	240	11/15/96	22	2	Texas	Mesquite, Texas	W. (Cin.) - '19	4/0/0/0
42	Morgan Burnett	S	6-1	210	1/13/89	30	10	Georgia Tech	College Park, Ga.	FA - '19	2/2/0/2
44	Sione Takitaki	LB	6-1	238	6/8/95	24	R	Brigham Young	Fontana, Calif.	D3 - '19	3/0/0/1
47	Charley Hughlett	LS	6-4	248	5/16/90	29	5	Central Florida	Tampa, Fla.	FA - '14	4/0/0/0
50	Chris Smith	DE	6-1	266	2/11/92	27	6	Arkansas	Mount Ulla, N.C.	UFA (Cin.) - '18	3/0/1/0
51	Mack Wilson	LB	6-1	233	2/14/98	21	R	Alabama	Montgomery, Ala.	D5a - '19	4/2/0/0
53	Joe Schobert	LB	6-1	245	11/6/93	25	4	Wisconsin	Waukesha, Wis.	D4a - '16	4/4/0/0
54	Olivier Vernon	DE	6-2	262	10/7/90	29	8	Miami (Fla.)	Miami, Fla.	Tr. (NYG) - '19	4/4/0/0
55	Genard Avery	DE	6-0	250	4/26/95	24	2	Memphis	Grenada, Miss.	D5 - '18	1/0/0/3
56	Willie Harvey	LB	5-11	230	1/9/96	23	R	Iowa State	Hastings, Fla.	FA - '19	2/0/0/1
57	Adarius Taylor	LB	6-0	230	9/21/90	29	6	Florida Atlantic	Bartow, Fla.	UFA (T.B.) - '19	3/0/0/1
63	Austin Corbett	C	6-4	306	9/5/95	24	2	Nevada	Sparks, Nev.	D2a - '18	2/0/0/2
64	JC Tretter	C	6-4	307	2/12/91	28	7	Cornell	Akron, N.Y.	UFA (G.B.) - '17	4/4/0/0
65	Larry Ogunjobi	DT	6-3	305	6/3/94	25	3	Charlotte	Greensboro, N.C.	D3 - '17	4/4/0/0
67	Justin McCray	G	6-3	315	5/31/92	27	3	Central Florida	Miami, Fla.	Tr. (G.B.) - '19	3/0/1/0
70	Kendall Lamm	T	6-5	310	6/5/92	27	5	Appalachian State	Charlotte, N.C.	UFA (Hou.) - '19	1/0/0/3
72	Eric Kush	G	6-4	317	9/9/89	30	7	California (Pa.)	Bridgeville, Pa.	UFA (Chi.) - '19	4/4/0/0
74	Chris Hubbard	T	6-4	295	4/23/91	28	6	UAB	Columbus, Ga.	UFA (Pit.) - '18	3/3/0/1
75	Joel Bitonio	G	6-4	320	10/11/91	27	6	Nevada	Long Beach, Calif.	D2 - '14	4/4/0/0
77	Wyatt Teller	G	6-4	315	11/21/94	24	2	Virginia Tech	Bealeton, Va.	Tr. (Buf.) - '19	3/0/0/1
78	Greg Robinson	T	6-5	330	10/21/92	26	6	Auburn	Thibodaux, La.	FA - '18	4/4/0/0
80	Jarvis Landry	WR	5-11	196	11/28/92	26	6	Louisiana State	Metairie, La.	Tr. (Mia.) - '18	4/4/0/0
81	Rashard Higgins	WR	6-1	198	10/7/94	25	4	Colorado State	Dallas, Texas	D5c - '16	1/1/0/3
83	Ricky Seals-Jones	TE	6-5	243	3/15/95	24	3	Texas A&M	Sealy, Texas	W. (Arz.) - '19	3/0/0/1
86	Pharaoh Brown	TE	6-6	258	5/4/94	25	2	Oregon	Lyndhurst, Ohio	FA - '18	4/2/0/0
88	Demetrius Harris	TE	6-7	230	7/29/91	28	6	Miwaukee	Jacksonville, Ark.	UFA (K.C.) - '19	4/1/0/0
92	Chad Thomas	DE	6-5	278	10/12/95	23	2	Miami (Fla.)	Miami, Fla.	D3 - '18	4/0/0/0
95	Myles Garrett	DE	6-4	272	12/29/95	23	3	Texas A&M	Arlington, Texas	D1a - '17	4/4/0/0
96	Daniel Ekuale	DT	6-3	300	1/13/94	25	1	Washington State	Pago Pago, American Samoa	FA - '19	4/0/0/0
98	Sheldon Richardson	DT	6-3	294	11/29/90	28	7	Missouri	St. Louis, Mo.	UFA (Min.) - '19	4/4/0/0
99	Devaroe Lawrence	DT	6-2	295	10/13/92	26	1	Auburn	Greenville, S.C.	FA - '19	4/0/0/0

## Reserve/Injured (7):

5	Drew Stanton (knee, 9/16)	QB	6-3	226	5/7/84	35	13	Michigan State	Farmington Hills, Mich.	UFA (Arz.) - '18	0/0/1/0
15	D.J. Montgomery (hamstring, 8/21)	WR	6-1	201	11/17/96	22	R	Austin Peay	Durant, Miss.	FA - '19	0/0/0/0
48	Joe Kerridge (concussion, 8/30)	FB	6-0	246	9/17/92	27	3	Michigan	Traverse City, Mich.	FA - '19	0/0/0/0
58	Christian Kirksey (chest, 9/21)	LB	6-2	235	8/31/92	27	6	Iowa	St. Louis, Mo.	D3a - '14	2/2/0/0
77	Lo Falemaka (shoulder, 7/28)	C	6-5	303	11/30/94	24	R	Utah	West Valley City, Utah	FA - '19	0/0/0/0
79	Drew Forbes (knee, 9/2)	T	6-5	308	1/18/97	22	R	Southeast Missouri State	Bonne Terre, Mo.	D6 - '19	0/0/0/0
85	David Njoku (wrist, 9/20)	TE	6-4	246	7/10/96	23	3	Miami (Fla.)	Cedar Grove, N.J.	D1c - '17	2/1/0/0

## Reserve/Suspended by Commissioner (1):

27	Kareem Hunt	RB	5-11	216	8/6/95	24	3	Toledo	Willoughby, Ohio	FA - '19	0/0/0/0
----	-------------	----	------	-----	--------	----	---	--------	------------------	----------	---------

## Practice Squad (11):

17	Shelton Gibson	WR	5-11	191	3/20/95	24	2	West Virginia	Cleveland, Ohio	FA - '19	0/0/0/0
33	Tigie Sankoh#	S	5-11	214	11/4/97	21	1	Greenwich	London, England	FA - '19	0/0/0/0
36	Elijah McGuire	RB	5-10	214	6/1/94	25	3	Louisiana	Houma, La.	FA - '19	0/0/1/0
37	Donnie Lewis Jr.	CB	6-0	190	7/21/96	23	R	Tulane	Baton Rouge, La.	D7 - '19	0/0/0/0
49	J.T. Hassell	S	5-11	200	8/14/95	24	R	Florida Tech	Titusville, Fla.	FA - '19	0/0/0/0
66	Willie Wright	C	6-3	300	2/25/96	23	R	Tulsa	Houston, Texas	FA - '19	0/0/0/0
71	Colby Gossett	G	6-5	330	6/23/95	24	1	Appalachian State	Cumming, Ga.	FA - '19	0/0/0/0
62	Malcolm Pridgeon	G	6-6	331	1/20/95	24	R	Ohio State	Central Islip, N.Y.	FA - '19	0/0/0/0
84	Derrick Willies	WR	6-4	207	10/17/94	24	2	Texas Tech	San Bernardino, Calif.	FA - '19	0/0/0/0
89	Stephen Carlson	TE	6-4	240	12/12/96	22	R	Princeton	Jamestown, N.Y.	FA - '19	0/0/0/0
90	Brandin Bryant	DT	6-3	294	9/16/93	26	1	Florida Atlantic	Omaha, Neb.	FA - '19	0/0/0/0

# Member of NFL's International Player Development program and does not count against roster limit.

^ Roster exemption.

\*Burris was inactive one game with Oakland.

# ROSTER BY POSITION AS OF 10/1/2019

		<u>POS</u>	<u>HT</u>	<u>WT</u>	<u>DOB</u>	<u>AGE</u>	<u>EXP</u>	<u>COLLEGE</u>	<u>HOMETOWN</u>	<u>HOW ACO</u>
<b>QUARTERBACKS (3)</b>										
3	Gilbert, Garrett	QB	6-4	230	7/1/91	28	2	SMU	Austin, Texas	FA - '19
6	Mayfield, Baker	QB	6-1	215	4/14/95	24	2	Oklahoma	Austin, Texas	D1a - '18
* 5	Stanton, Drew	QB	6-3	226	5/7/84	35	13	Michigan State	Farmington Hills, Mich.	UFA (Arz.) - '18
<b>RUNNING BACKS (5)</b>										
24	Chubb, Nick	RB	5-11	227	12/27/95	23	2	Georgia	Cedartown, Ga.	D2b - '18
25	Hilliard, Dontrell	RB	5-11	202	2/26/95	24	2	Tulane	Baton Rouge, La.	FA - '18
* 27	Hunt, Kareem	RB	5-11	216	8/6/95	24	3	Toledo	Willoughby, Ohio	FA - '19
30	Johnson, D'Ernest	RB	5-10	208	2/27/96	23	1	South Florida	Immokalee, Fla.	FA - '19
* 48	Kerridge, Joe	FB	6-0	246	9/17/92	27	3	Michigan	Traverse City, Mich.	FA - '19
<b>WIDE RECEIVERS (8)</b>										
13	Beckham Jr., Odell	WR	5-11	198	11/5/92	26	6	Louisiana State	New Orleans, La.	Tr. (NYG) - '19
^ 11	Callaway, Antonio	WR	5-11	200	1/9/97	22	2	Florida	Miami, Fla.	D4 - '18
81	Higgins, Rashard	WR	6-1	198	10/7/94	25	4	Colorado State	Dallas, Texas	D5c - '16
12	Hodge, KhaDarel	WR	6-2	205	1/3/95	24	2	Prairie View A&M	D'Lo, Miss.	W. (LAR) - '19
80	Landry, Jarvis	WR	5-11	196	11/28/92	26	6	Louisiana State	Metairie, La.	Tr. (Mia.) - '18
* 15	Montgomery, D.J.	WR	6-1	201	11/17/96	22	R	Austin Peay	Durant, Miss.	FA - '19
18	Ratley, Damion	WR	6-2	200	4/16/95	24	2	Texas A&M	Yoakum, Texas	D6a - '18
10	Taylor, Taywan	WR	5-11	205	3/2/95	24	3	Western Kentucky	Louisville, Ky.	Tr. (Ten.) - '19
<b>TIGHT ENDS (4)</b>										
86	Brown, Pharaoh	TE	6-6	258	5/4/94	25	2	Oregon	Lyndhurst, Ohio	FA - '18
88	Harris, Demetrius	TE	6-7	230	7/29/91	28	6	Milwaukee	Jacksonville, Ark.	UFA (K.C.) - '19
* 85	Njoku, David	TE	6-4	246	7/10/96	23	3	Miami (Fla.)	Cedar Grove, N.J.	D1c - '17
83	Seals-Jones, Ricky	TE	6-5	243	3/15/95	24	3	Texas A&M	Sealy, Texas	W. (Arz.) - '19
<b>OFFENSIVE LINEMEN (11)</b>										
75	Bitonio, Joel	G	6-4	320	10/11/91	27	6	Nevada	Long Beach, Calif.	D2 - '14
63	Corbett, Austin	C	6-4	306	9/5/95	24	2	Nevada	Sparks, Nev.	D2a - '18
* 77	Falemaka, Lo	C	6-5	303	11/30/94	24	R	Utah	West Valley City, Utah	FA - '19
* 79	Forbes, Drew	T	6-5	308	1/18/97	22	R	Southeast Missouri State	Bonne Terre, Mo.	D6 - '19
74	Hubbard, Chris	T	6-4	295	4/23/91	28	6	UAB	Columbus, Ga.	UFA (Pit.) - '18
72	Kush, Eric	G	6-4	317	9/9/89	30	7	California (Pa.)	Bridgeville, Pa.	UFA (Chi.) - '19
70	Lamm, Kendall	T	6-5	310	6/5/92	27	5	Appalachian State	Charlotte, N.C.	UFA (Hou.) - '19
67	McCray, Justin	G	6-3	315	5/31/92	27	3	Central Florida	Miami, Fla.	Tr. (G.B.) - '19
78	Robinson, Greg	T	6-5	330	10/21/92	26	6	Auburn	Thibodaux, La.	FA - '18
77	Teller, Wyatt	G	6-4	315	11/21/94	24	2	Virginia Tech	Beaeton, Va.	Tr. (Buf.) - '19
64	Tretter, JC	C	6-4	307	2/12/91	28	7	Cornell	Akron, N.Y.	UFA (G.B.) - '17
<b>DEFENSIVE LINEMEN (9)</b>										
55	Avery, Genard	DE	6-0	250	4/26/95	24	2	Memphis	Grenada, Miss.	D5 - '18
96	Ekual, Daniel	DT	6-3	300	1/13/94	25	1	Washington State	Pago Pago, American Samoa	FA - '19
95	Garrett, Myles	DE	6-4	272	12/29/95	23	3	Texas A&M	Arlington, Texas	D1a - '17
99	Lawrence, Devaroe	DT	6-2	295	10/13/92	26	1	Auburn	Greenville, S.C.	FA - '19
65	Ogunjobi, Larry	DT	6-3	305	6/3/94	25	3	Charlotte	Greensboro, N.C.	D3 - '17
98	Richardson, Sheldon	DT	6-3	294	11/29/90	28	7	Missouri	St. Louis, Mo.	UFA (Min.) - '19
50	Smith, Chris	DE	6-1	266	2/11/92	27	6	Arkansas	Mount Ulla, N.C.	UFA (Cin.) - '18
92	Thomas, Chad	DE	6-5	278	10/12/95	23	2	Miami (Fla.)	Miami, Fla.	D3 - '18
54	Vernon, Olivier	DE	6-2	262	10/7/90	29	8	Miami (Fla.)	Miami, Fla.	Tr. (NYG) - '19
<b>LINEBACKERS (7)</b>										
56	Harvey, Willie	LB	5-11	230	1/9/96	23	R	Iowa State	Hastings, Fla.	FA - '19
* 58	Kirksey, Christian	LB	6-2	235	8/31/92	27	6	Iowa	St. Louis, Mo.	D3a - '14
40	Jefferson, Malik	LB	6-2	240	11/15/96	22	2	Texas	Mesquite, Texas	W. (Cin.) - '19
53	Schobert, Joe	LB	6-1	245	11/6/93	25	4	Wisconsin	Waukesha, Wis.	D4a - '16
44	Takitaki, Sione	LB	6-1	238	6/8/95	24	R	Brigham Young	Fontana, Calif.	D3 - '19
57	Taylor, Adarius	LB	6-0	230	9/21/90	29	6	Florida Atlantic	Bartow, Fla.	UFA (T.B.) - '19
51	Wilson, Mack	LB	6-1	233	2/14/98	21	R	Alabama	Montgomery, Ala.	D5a - '19
<b>DEFENSIVE BACKS (12)</b>										
42	Burnett, Morgan	S	6-1	210	1/13/89	30	10	Georgia Tech	College Park, Ga.	FA - '19
31	Burris, Juston	S	6-0	212	8/4/93	26	4	North Carolina State	Raleigh, N.C.	W. (Oak.) - '19
38	Carrie, T.J.	CB	6-0	204	7/28/90	29	6	Ohio	Antioch, Calif.	UFA (Oak.) - '18
34	Jackson, Robert	CB	6-2	207	12/8/93	25	1	UNLV	Fort Myers, Fla.	FA - '19
39	Mitchell, Terrance	CB	5-11	191	5/17/92	27	6	Oregon	Sacramento, Calif.	UFA (K.C.) - '18
22	Murray, Eric	S	5-11	199	1/7/94	25	4	Minnesota	Riverside, Wis.	Tr. (K.C.) - '19
23	Randall, Damarious	S	5-11	196	8/29/92	27	5	Arizona State	Pensacola, Fla.	Tr. (G.B.) - '18
29	Redwine, Sheldrick	S	6-0	196	11/6/96	22	R	Miami (Fla.)	Miami, Fla.	D4 - '19
20	Thomas, Tavierre	CB	5-10	205	3/11/96	23	2	Ferris State	Detroit, Mich.	W. (Arz.) - '18
21	Ward, Denzel	CB	5-11	190	4/28/97	22	2	Ohio State	Macedonia, Ohio	D1b - '18
35	Whitehead, Jermaine	S	5-11	195	3/12/93	26	4	Auburn	Greenwood, Miss.	W. (G.B.) - '18
26	Williams, Greedy	CB	6-2	185	12/3/97	21	R	Louisiana State	Shreveport, La.	D2 - '19
<b>SPECIALISTS (3)</b>										
7	Gillan, Jamie	P	6-1	207	7/4/97	22	R	Arkansas Pine-Bluff	Leonardtown, Md.	FA - '19
47	Hughlett, Charley	LS	6-4	248	5/16/90	29	5	Central Florida	Tampa, Fla.	FA - '14
4	Seibert, Austin	K	5-9	211	11/15/96	22	R	Oklahoma	Belleville, Ill.	D5b - '19

\* Denotes player on a reserve list

^ Roster exemption.



# ROSTER BY EXPERIENCE AS OF 10/1/2019

		<u>NO</u>	<u>NAME</u>	<u>POS</u>	<u>HT</u>	<u>WT</u>	<u>DOB</u>	<u>AGE</u>	<u>EXP</u>	<u>COLLEGE</u>	<u>HOMETOWN</u>	<u>HOW ACO</u>
13th Year (1)	*	5	Stanton, Drew	QB	6-3	226	5/7/84	35	13	Michigan State	Farmington Hills, Mich.	UFA (Arz.) - '18
10th Year (1)		42	Burnett, Morgan	S	6-1	210	1/13/89	30	9	Georgia Tech	College Park, Ga,	FA - '19
8th Year (1)		54	Vernon, Olivier	DE	6-2	262	10/7/90	29	8	Miami (Fla.)	Miami, Fla.	Tr. (NYG) - '19
7th Year (3)		72	Kush, Eric	G	6-4	317	9/9/89	30	7	California (Pa.)	Bridgeville, Pa.	UFA (Chi.) - '19
		98	Richardson, Sheldon	DT	6-3	294	11/29/90	28	7	Missouri	St. Louis, Mo.	UFA (Min.) - '19
		64	Tretter, JC	C	6-4	307	2/12/91	28	7	Cornell	Akron, N.Y.	UFA (G.B.) - '17
6th Year (11)		57	Taylor, Adarius	LB	6-0	230	9/21/90	29	6	Florida Atlantic	Bartow, Fla.	UFA (T.B.) - '19
		13	Beckham Jr., Odell	WR	5-11	198	11/5/92	26	6	Louisiana State	New Orleans, La.	Tr. (NYG) - '19
		75	Bitonio, Joel	G	6-4	320	10/11/91	27	6	Nevada	Long Beach, Calif.	D2 - '14
		38	Carrie, T.J.	CB	6-0	204	7/28/90	29	6	Ohio	Antioch, Calif.	UFA (Oak.) - '18
		88	Harris, Demetrius	TE	6-7	230	7/29/91	28	6	Miwaukee	Jacksonville, Ark.	UFA (K.C.) - '19
		74	Hubbard, Chris	T	6-4	295	4/23/91	28	6	UAB	Columbus, Ga.	UFA (Pit.) - '18
	*	58	Kirksey, Christian	LB	6-2	235	8/31/92	27	6	Iowa	St. Louis, Mo.	D3a - '14
		80	Landry, Jarvis	WR	5-11	196	11/28/92	26	6	Louisiana State	Metairie, La.	Tr. (Mia.) - '18
		39	Mitchell, Terrance	CB	5-11	191	5/17/92	27	6	Oregon	Sacramento, Calif.	UFA (K.C.) - '18
		78	Robinson, Greg	T	6-5	330	10/21/92	26	6	Auburn	Thibodaux, La.	FA - '18
		50	Smith, Chris	DE	6-1	266	2/11/92	27	6	Arkansas	Mount Ulla, N.C.	UFA (Cin.) - '18
5th Year (3)		47	Hughlett, Charley	LS	6-4	248	5/16/90	29	5	Central Florida	Tampa, Fla.	FA - '14
		70	Lamm, Kendall	T	6-5	310	6/5/92	27	5	Appalachian State	Charlotte, N.C.	UFA (Hou.) - '19
		23	Randall, Damarious	S	5-11	196	8/29/92	27	5	Arizona State	Pensacola, Fla.	Tr. (G.B.) - '18
4th Year (5)		31	Burris, Juston	S	6-0	212	8/4/93	26	4	North Carolina State	Raleigh, N.C.	W. (Oak.) - '19
		81	Higgins, Rashard	WR	6-1	198	10/7/94	25	4	Colorado State	Dallas, Texas	D5c - '16
		22	Murray, Eric	S	5-11	199	1/7/94	25	4	Minnesota	Riverside, Wis.	Tr. (K.C.) - '19
		53	Schobert, Joe	LB	6-1	245	11/6/93	25	4	Wisconsin	Waukesha, Wis.	D4a - '16
		35	Whitehead, Jermaine	S	5-11	195	3/12/93	26	4	Auburn	Greenwood, Miss.	W. (G.B.) - '18
3rd Year (8)		95	Garrett, Myles	DE	6-4	272	12/29/95	23	3	Texas A&M	Arlington, Texas	D1a - '17
	*	27	Hunt, Kareem	RB	5-11	216	8/6/95	24	3	Toledo	Willoughby, Ohio	FA - '19
	*	48	Kerridge, Joe	FB	6-0	246	9/17/92	27	3	Michigan	Traverse City, Mich.	FA - '19
		67	McCray, Justin	G	6-3	315	5/31/92	27	3	Central Florida	Miami, Fla.	Tr. (G.B.) - '19
	*	85	Njoku, David	TE	6-4	246	7/10/96	23	3	Miami (Fla.)	Cedar Grove, N.J.	D1c - '17
		83	Seals-Jones, Ricky	TE	6-5	243	3/15/95	24	3	Texas A&M	Sealy, Texas	W. (Arz.) - '19
		10	Taylor, Taywan	WR	5-11	205	3/2/95	24	3	Western Kentucky	Louisville, Ky.	Tr. (Ten.) - '19
		65	Ogunjobi, Larry	DT	6-3	305	6/3/94	25	3	Charlotte	Greensboro, N.C.	D3 - '17
2nd Year (15)		55	Avery, Genard	DE	6-0	250	4/26/95	24	2	Memphis	Grenada, Miss.	D5 - '18
		86	Brown, Pharaoh	TE	6-6	258	5/4/94	25	2	Oregon	Lyndhurst, Ohio	FA - '18
	^	11	Callaway, Antonio	WR	5-11	200	1/9/97	22	2	Florida	Miami, Fla.	D4 - '18
		24	Chubb, Nick	RB	5-11	227	12/27/95	23	2	Georgia	Cedartown, Ga.	D2b - '18
		63	Corbett, Austin	C	6-4	306	9/5/95	24	2	Nevada	Sparks, Nev.	D2a - '18
		3	Gilbert, Garrett	QB	6-4	230	7/1/91	28	2	SMU	Austin, Texas	FA - '19
		25	Hilliard, Dontrell	RB	5-11	202	2/26/95	24	2	Tulane	Baton Rouge, La.	FA - '18
		12	Hodge, KhaDarel	WR	6-2	205	1/3/95	24	2	Prairie View A&M	D'Lo, Miss.	W. (LAR) - '19
		40	Jefferson, Malik	LB	6-2	240	11/15/96	22	2	Texas	Mesquite, Texas	W. (Cin.) - '19
		6	Mayfield, Baker	QB	6-1	215	4/14/95	24	2	Oklahoma	Austin, Texas	D1a - '18
		18	Ratley, Damion	WR	6-2	200	4/16/95	24	2	Texas A&M	Yoakum, Texas	D6a - '18
		77	Teller, Wyatt	G	6-4	315	11/21/94	24	2	Virginia Tech	Beaeton, Va.	Tr. (Buf.) - '19
		92	Thomas, Chad	DE	6-5	278	10/12/95	23	2	Miami (Fla.)	Miami, Fla.	D3 - '18
		20	Thomas, Tavierre	CB	5-10	205	3/11/96	23	2	Ferris State	Detroit, Mich.	W. (Arz.) - '18
		21	Ward, Denzel	CB	5-11	190	4/28/97	22	2	Ohio State	Macedonia, Ohio	D1b - '18
1st Year (6)		96	Ekuale, Daniel	DT	6-3	300	1/13/94	25	1	Washington State	Pago Pago, American Samoa	FA - '19
		34	Jackson, Robert	CB	6-2	207	12/8/93	25	1	UNLV	Fort Myers, Fla.	FA - '19
		30	Johnson, D'Ernest	RB	5-10	208	2/27/96	23	1	South Florida	Immokalee, Fla.	FA - '19
		99	Lawrence, Devaroe	DT	6-2	295	10/13/92	26	1	Auburn	Greenville, S.C.	FA - '19
Rookie (10)	*	77	Falemaka, Lo	C	6-5	303	11/30/94	24	R	Utah	West Valley City, Utah	FA - '19
	*	79	Forbes, Drew	T	6-5	308	1/18/97	22	R	Southeast Missouri State	Bonne Terre, Mo.	D6 - '19
		7	Gillan, Jamie	P	6-1	207	7/4/97	22	R	Arkansas Pine-Bluff	Leonardtown, Md.	FA - '19
		56	Harvey, Willie	LB	5-11	230	1/9/96	23	R	Iowa State	Hastings, Fla.	FA - '19
	*	15	Montgomery, D.J.	WR	6-1	201	11/17/96	22	R	Austin Peay	Durant, Miss.	FA - '19
		29	Redwine, Sheldrick	S	6-0	196	11/6/96	22	R	Miami (Fla.)	Miami, Fla.	D4 - '19
		4	Seibert, Austin	K	5-9	211	11/15/96	22	R	Oklahoma	Belleville, Ill.	D5b - '19
		44	Takitaki, Sione	LB	6-1	238	6/8/95	24	R	Brigham Young	Fontana, Calif.	D3 - '19
		26	Williams, Greedy	CB	6-2	185	12/3/97	21	R	Louisiana State	Shreveport, La.	D2 - '19
		51	Wilson, Mack	LB	6-1	233	2/14/98	21	R	Alabama	Montgomery, Ala.	D5a - '19

\* Denotes player on a reserve list

^ Roster exemption.

YEAR	1st Round Pick	2nd Round Pick	3rd Round Pick	4th Round Pick	5th Round Pick	6th Round Pick	7th Round Pick	Unrestricted Free Agent	Undrafted Free Agent	Street Free Agent	Trade	Waiver
2019		Gretty Williams	Stone Talkitali	Shedrick Redwine	Mack Wilson Austin Seibert	Drew Forbes*		Demetrius Harris (K.C.) Eric Kush (Chi.) Kendall Lamm (Hou.) Sheldon Richardson (Min.) Adarius Taylor (T.B.)	Lo Falemaka* Jamie Gillan Willie Harvey D'Ernest Johnson D.J. Montgomery*	Morgan Burnett Daniel Ekuale Garrett Gilbert Kareem Hunt* Robert Jackson Joe Kerridge*	Odel Beckham Jr. (NYG) Justin McCray Eric Murray (K.C.) Tayway Taylor (Ten.) Wyatt Teller (Buf.) Olivier Vernon NYG	Juston Burris (Oak.) Malik Jefferson (Cin.) Ricky Seals-Jones (Arz.) Khadare Hodge (LAR)
2018	Baker Mayfield (1a) Denzel Ward (1b)	Austin Corbett (2a) Nick Chubb (2b)	Chad Thomas (3)	Antonio Callaway (4)	Genard Avery (5)	Damion Ratley (6a)		T.J. Carrie (Oak.) Chris Hubbard (Pit.) Terrance Mitchell (K.C.) Chris Smith (Cin.) Drew Stanton (Arz.)*	Dontrell Hilliard	Pharoah Brown Greg Robinson	Jarvis Landry (Mia.) Damarious Randall (G.B.)	Tavierre Thomas (Arz.) Jermaine Whitehead (G.B.)
2017	Myles Garrett (1a) David Njoku (1c)*		Larry Ogunjobi (3)					JC Tretter (G.B.)				
2016				Joe Schobert (4a)	Rashad Higgins (6c)							
2014		Joel Bitonio (2)	Christian Kirksey (3a)*							Charley Hughlett		

\* Denotes player on a reserve list

**Roster breakdown:**

21 draft picks (4 first round picks, 4 2nd round picks, 4 3rd round picks, 3 4th round picks, 4 5th round picks, 2 6th round picks, 0 7th round picks).  
27 free agents (11 unrestricted free agents, 6 undrafted free agents, 10 street free agents).  
8 via trade.  
6 via waivers.

**OFFENSE**

WR	[80 Jarvis Landry]	18 Damion Ratley	10 Taywan Taylor	11 Antonio Callaway^
LT	78 Greg Robinson	[70 Kendall Lamm]		
LG	75 Joel Bitonio			
C	64 JC Tretter	63 Austin Corbett		
RG	72 Eric Kush	77 Wyatt Teller		
RT	74 Chris Hubbard	67 Justin McCray		
TE	86 Pharaoh Brown			
WR	13 Odell Beckham Jr.	[81 Rashard Higgins]	12 KhaDarel Hodge	
QB	6 Baker Mayfield	3 Garrett Gilbert		
RB	24 Nick Chubb	25 Dontrell Hilliard	30 D'Ernest Johnson	
TE	88 Demetrius Harris	83 Ricky Seals-Jones		

**DEFENSE**

DE	95 Myles Garrett	92 Chad Thomas		
DT	65 Larry Ogunjobi	99 Devaroe Lawrence		
DT	98 Sheldon Richardson	96 Daniel Ekuale		
DE	54 Olivier Vernon	50 Chris Smith	55 Genard Avery	
WILL	<u>51 Mack Wilson</u>	40 Malik Jefferson		
MIKE	53 Joe Schobert	<u>44 Sione Takitaki</u>		
SAM	57 Adarius Taylor	[56 Willie Harvey]		
CB	[21 Denzel Ward]	38 T.J. Carrie	34 Robert Jackson	
CB	<u>[26 Greedy Williams]</u>	39 Terrance Mitchell	20 Tavierre Thomas	
S	23 Damarious Randall	22 Eric Murray	<u>29 Sheldrick Redwine</u>	
S	[42 Morgan Burnett]	35 Jermaine Whitehead	31 Juston Burris	

**SPECIAL TEAMS**

P	<u>7 Jamie Gillan</u>			
K	<u>4 Austin Seibert</u>			
H	<u>7 Jamie Gillan</u>			
KR	25 Dontrell Hilliard	10 Taywan Taylor	30 D'Ernest Johnson	
PR	25 Dontrell Hilliard	[80 Jarvis Landry]	30 D'Ernest Johnson	
LS	47 Charley Hughlett			

Rookies are underlined

Injured players are in [brackets]

^ Roster exemption

**PRONUNCIATION**

GENARD Avery	juh-NARD
Joel BITONIO	buh-TONE-ee-oh
Daniel EKUALE	ee-QWALL-lay
DONTRELL HILLIARD	don-TREL HIL-yard
KHADAREL Hodge	ka-DARE-el
Charley HUGHLETT	HEW-lit
Larry OGUNJOBI	OH-gun-JOE-bee
DAMARIOUS Randall	duh-MAIR-ee-us
SHELDRIK Redwine	SHELL-drick
Joe SCHOBERT	SHOW-bert
Austin SEIBERT	SIGH-bert
SIONE TAKITAKI	see-OH-nay TOCK-ee-TOCK-ee

ADARIUS Taylor	UH-dare-EE-us
TAVIERRE Thomas	TAV-ee-air
OLIVIER Vernon	oh-liv-E-AYE

**JAN. 1, 2019**

- Signed DL Daniel Ekuale to the reserve/futures list.
- Signed OL Kyle Friend to the reserve/futures list.
- Signed DB Robert Jackson to the reserve/futures list.
- Signed DL Devaroe Lawrence to the reserve/futures list.
- Signed RB Devante Mays to the reserve/futures list.
- Signed DB Lenzy Pipkins to the reserve/futures list.
- Signed DB Tigie Sankoh to the reserve/futures list.
- Signed OL Brad Seaton to the reserve/futures list.
- Signed WR Daniel Williams to the reserve/futures list.

**JAN. 7, 2019**

- Signed OL David Bright to the reserve/futures list.
- Signed DB Ashton Lampkin to the reserve/futures list.

**JAN. 12, 2019**

- Freddie Kitchens named head coach.

**JAN. 14, 2019**

- Steve Wilks named defensive coordinator.
- Todd Monken named offensive coordinator.
- Mike Priefer named special teams coordinator.
- Stump Mitchell named running backs/run game coordinator.
- James Campen named offensive line/associate head coach.
- Ryan Lindley named quarterback coach.
- Jody Wright named special assistant to the head coach.
- Jim Dray named offensive quality control coach.
- Tyler Tettleton named offensive quality control coach.

**JAN. 18, 2019**

- Joe Whitt named pass game coordinator/secondary coach.
- Al Holcomb named run game coordinator/linebackers coach.
- Chris Jones named senior defensive assistant.
- Tosh Lupoi named defensive line coach.
- John Lilly named tight ends coach.
- John Parrella named assistant defensive line coach.
- Jeff Blasko named assistant offensive line coach.

**FEB. 4, 2019**

- Waived LB Tanner Vallejo.
- Alonzo Escalante named defensive quality control coach.
- Doug Colman named assistant special teams coach.

**FEB. 11, 2019**

- Signed RB Kareem Hunt.

**FEB. 20, 2019**

- Signed WR Jaelen Strong.

**FEB. 25, 2019**

- Re-signed OL Greg Robinson.
- Waived WR Daniel Williams.

**MARCH 6, 2019**

- Terminated the contract of LB Jamie Collins Sr.

**MARCH 8, 2019**

- Tendered DL Trevon Coley as exclusive rights free agent.
- Tendered DB Jermaine Whitehead as exclusive rights free agent.
- Tendered WR Rashard Higgins as restricted free agent.

**MARCH 11, 2019**

- Terminated the contract of TE Darren Fells.

**MARCH 12, 2019**

- Re-signed DL Carl Davis.

**MARCH 13, 2019**

- Traded DB Jabrill Peppers, OL Kevin Zeitler, 2019 first round pick and 2019 third round pick to New York Giants for WR Odell Beckham Jr. and DL Olivier Vernon.
- Re-signed LB Ray-Ray Armstrong.

**MARCH 14, 2019**

- Signed TE Demetrius Harris as unrestricted free agent.
- Signed OL Eric Kush as unrestricted free agent.
- Signed DL Sheldon Richardson as unrestricted free agent.
- Signed LB Adarius Taylor as unrestricted free agent.

**MARCH 15, 2019**

- Signed OL Kendall Lamm as unrestricted free agent.

**MARCH 19, 2019**

- Re-signed DB Phillip Gaines.

**MARCH 22, 2019**

- Signed OL Bryan Witzmann.

**APRIL 1**

- Traded DL Emmanuel Ogbah to Kansas City for DB Eric Murray.
- Signed DL Trevon Coley as exclusive rights free agent.
- Signed DB Jermaine Whitehead as exclusive rights free agent.
- Signed WR Rashard Higgins as restricted free agent.
- Signed DB Juston Burris.
- Waived DB Derrick Kindred.
- Waived WR Ricardo Louis.
- Waived DB Howard Wilson.

**APRIL 3**

- Signed FB/TE Orson Charles.

**APRIL 5**

- Signed DB Morgan Burnett.
- Signed QB Garrett Gilbert.
- Signed WR Damon Sheehy-Guiseppi.

**APRIL 25**

- Signed WR Ishmael Hyman.

**APRIL 26**

- Traded 2019 second (49) and fifth round (144) picks to Indianapolis Colts for 2019 second (46) round pick.
- Drafted CB Greedy Williams 46th overall.
- Drafted LB Sione Takitaki 80th overall.

**APRIL 27**

- Drafted S Sheldrick Redwine 119th overall.
- Drafted LB Mack Wilson 155th overall
- Drafted K Austin Seibert 170th overall
- Drafted T Drew Forbes 189th overall
- Drafted CB Donnie Lewis Jr. 221st overall.

**APRIL 29**

- Waived OL Kyle Friend.

**MAY 1**

- Waived G David Bright.

**MAY 2**

- Signed S Sheldrick Redwine.
- Signed T Drew Forbes.
- Signed CB Donnie Lewis Jr.
- Waived DE Lenny Jones.

**MAY 3**

- Signed WR Dorian Baker.
- Signed QB David Blough.
- Signed TE Stephen Carlson.
- Signed T Brian Fineanganofa.
- Signed P Jamie Gillan.
- Signed RB Darrin Hall.
- Signed S J.T. Hassell.
- Signed WR D.J. Montgomery.
- Signed DE Jarrell Owens.
- Signed CB Jermaine Ponder.
- Signed DE Wyatt Ray.
- Signed LB Anthony Stubbs.
- Signed C Trevon Tate.
- Signed C Willie Wright.
- Signed LB Dedrick Young II.
- Waived LB D’Juan Hines.
- Signed K Austin Seibert.
- Signed LB Mack Wilson.

**MAY 6**

- Signed CB Jhavonte Dean.
- Signed RB Trayone Gray.
- Signed LB Willie Harvey.
- Waived RB Darrin Hall.
- Waived CB Ashton Lumpkin.
- Waived LB Xavier Woodson-Luster.

**MAY 13**

- Signed RB L.J. Scott.
- Waived RB Devante Mays.

**MAY 17**

- Signed RB D’Ernest Johnson.
- Waived RB L.J. Scott.

**MAY 21**

- Signed CB Greedy Williams.

**MAY 24**

- Signed LB Sione Takitaki.

**MAY 28**

- Waived C Trevon Tate.

**JUNE 5**

- Waived T Desmond Harrison.

**JUNE 6**

- Signed T Ka’John Armstrong.

**JULY 23**

- Signed C Lo Falemaka.

**JULY 24**

- Placed RB Kareem Hunt on active/non-football injury list.
- Placed RB Trayone Gray on active/non-football injury list.

**JULY 27**

- Signed RB A.J. Ouellette.
- Waived T Ka’John Armstrong.

**JULY 28**

- Signed C John Yarbrough.
- Waived C Lo Falemaka with an injury designation.

**AUG. 2**

- Signed TE Mik’Quan Deane.
- Waived WR Blake Jackson with an injury designation.

**AUG. 3**

- Signed DT Tracy Sprinkle.
- Waived CB Jermaine Ponder.

**AUG. 6**

- Waived WR Blake Jackson from injured reserve.

**AUG. 8**

- Traded RB Duke Johnson Jr. to Houston for undisclosed 2020 draft pick.

**AUG. 9**

- Signed DT Brandin Bryant.
- Signed T Travis Vornkahl.
- Waived C John Yarbrough.
- Waived DT Tracy Sprinkle.

**AUG. 10**

- Signed FB Joe Kerridge.

**AUG. 11**

- Signed TE Rico Gathers.
- Waived TE Orson Charles.

**AUG. 21**

- Signed WR Braxton Miller.
- Claimed S Montrel Meander via waivers from the Jets.
- Waived TE Mik’Quan Deane (non-football illness).
- Placed WR D.J. Montgomery on injured reserve.

**AUG. 26**

- Waived CB Jhavonte Dean.



**AUG. 27, 2019**

- Waived WR Jaelen Strong.

**AUG. 29, 2019**

- Traded 2020 5th and 6th round picks to Buffalo for G Wyatt • •
- Teller and 2021 7th round pick.

**AUG. 30, 2019**

- Traded 2022 undisclosed pick to Detroit for QB David Blough and 2022 undisclosed pick.

**AUG. 31, 2019**

- Waived WR Dorian Baker.
- Waived DT Brandin Bryant.
- Waived TE Stephen Carlson.
- Waived TE Seth DeValve.
- Waived T Brian Fineanganofa.
- Waived RB Trayone Gray.
- Waived LB Willie Harvey.
- Waived S J.T. Hassell.
- Waived WR Ishmael Hyman.
- Waived CB Robert Jackson.
- Waived K Greg Joseph.
- Waived CB Donnie Lewis Jr.
- Waived S Montrel Meander.
- Waived WR Braxton Miller.
- Waived RB A.J. Ouellette.
- Waived DE Jarrell Owens.
- Waived CB Lenzy Pipkins.
- Waived DT Brian Price.
- Waived DE Wyatt Ray.
- Waived S Tigie Sankoh.
- Waved T Brad Seaton.
- Waived WR Damon Sheehy-Guisseppi.
- Waived LB Anthony Stubbs.
- Waived T Travis Vornkahl.
- Waived LB Dedrick Young II.
- Waived WR Derrick Willies.
- Waived G Willie Wright.
- Waived DE Athony Zettel.
- Waived G Kyle Kalis with an injury designation.
- Waived FB Joe Kerridge with an injury designation.
- Terminated contract of LB Ray-Ray Armstrong.
- Terminated contract of P Britton Colquitt.
- Terminated contract of T Bryan Witzmann.
- Terminated contract of DT Carl Davis.
- WR Antonio Callaway suspended by commissioner.
- RB Kareem Hunt suspended by commissioner.
- TE Rico Gathers suspended by commissioner.
- Placed CB Phillip Gaines on injured reserve.
- Traded 2020 Undisclosed draft pick to Tennessee for WR Taywan Taylor.
- Traded 2020 undisclosed pick to Green Bay for G Justin McCray and 2020 undisclosed pick.

**SEPT. 1, 2019**

- Claimed LB Malik Jefferson via waivers from Cincinnati.
- Claimed TE Ricky Seals-Jones via waivers from Arizona.
- Claimed WR KhaDarel Hodge via waivers from the L.A. Rams.
- Waived S Juston Burris.
- Waived DL Trevon Coley.
- Placed Drew Forbes on injured reserve.
- Signed DT Brandin Bryant to the practice squad.
- Signed TE Stephen Carlson to the practice squad.
- Signed WR Shelton Gibson to the practice squad.
- Signed LB Willie Harvey to the practice squad.
- Signed S J.T. Hassell to the practice squad.
- Signed CB Robert Jackson to the practice squad.
- Signed WR Derrick Willies to the practice squad.
- Signed G Willie Wright to the practice squad.

**SEPT. 2, 2019**

- Signed T Paul Adams to the practice squad.
- Signed RB Elijah McGuire to the practice squad.

**SEPT. 7, 2019**

- Signed CB Donnie Lewis Jr. to the practice squad.
- Waived T Paul Adams from the practice squad.

**SEPT. 10, 2019**

- Waived TE Rico Gathers.

**SEPT. 12, 2019**

- Signed G Colby Gossett to the practice squad.
- Waived CB Donnie Lewis Jr. from the practice squad.
- Terminated the contract of G Kyle Kalis.

**SEPT. 16, 2019**

- Signed RB Elijah McGuire to the active roster from the practice squad.
- Placed QB Drew Stanton on injured reserve.

**SEPT. 18, 2019**

- Signed G Malcolm Pridgeon to the practice squad.

**SEPT. 19, 2019**

- Waived RB Elijah McGuire.

**SEPT. 20, 2019**

- Claimed S Juston Burris via waivers from the Oakland.
- Placed TE David Njoku on injured reserve.
- Signed CB Robert Jackson to active roster from the practice squad.
- Signed CB Donnie Lewis Jr. to the practice squad.

**SEPT. 21, 2019**

- Signed LB Willie Harvey to active roster from the practice squad.
- Placed LB Christian Kirksey on injured reserve.
- Signed RB Elijah McGuire to the practice squad.

### PUNT RETURNED FOR A TD

By Browns  
Travis Benjamin, 78 yards (9/20/15 vs. TEN)

By Opponent  
Kaelin Clay, 82 yards (11/30/15 vs. BAL)

### KICKOFF RETURNED FOR A TD

By Browns  
Joshua Cribbs, 100 yards & 103 yards (12/20/09 at KC)

By Opponent  
JuJu Smith-Schuster, 96 yards (12/31/17 at PIT)

### INTERCEPTION RETURNED FOR A TD

By Browns  
Jason McCourty, 56 yards (10/15/17 at HOU)

By Opponent  
Zach Cunningham, 38 yards (12/2/18 at HOU)

### TWO INTERCEPTIONS IN SAME GAME

By Browns  
Denzel Ward (9/9/18 vs. PIT)

By Opponent  
Jimmy Smith (12/30/18 at BAL)

### THREE INTERCEPTIONS IN SAME GAME

By Browns  
Anthony Henry (11/18/01 at BAL)

By Opponent  
Kevin Byard (10/22/17 vs. TEN)

### FUMBLE RETURNED FOR A TD

By Browns  
Craig Robertson, recovered in end zone (12/7/14 vs. IND)

By Opponent  
Brandon Williams, recovered in end zone (12/17/17 vs. BAL)

### PUNT BLOCK RETURNED FOR A TD

By Browns  
Andre King, 28 yards (11/30/03 at SEA)

By Opponent  
Anthony Chickillo 16 yards (9/10/17 vs. PIT)

### PUNT BLOCKED

By Browns  
Marlon Moore (11/5/15 at CIN)

By Opponent  
Clayton Fejedelem (12/23/18 vs. CIN)

### SHUTOUT SCORED

By Browns  
at Cleveland 8, Buffalo 0 (12/16/07)

By Opponent  
vs. Cincinnati 30, Cleveland 0 (12/14/14)

### PAT UNSUCCESSFUL

By Browns  
**Austin Seibert (hit right upright) (9/8/19 vs. TEN)**

By Opponent  
Randy Bullock (hit left upright) (11/25/18 at CIN)

### TWO-POINT CONVERSION

By Browns  
Antonio Callaway reception (10/14/18 vs. LAC)

By Opponent  
Cody Core pass from Jeff Driskel (12/23/18 vs. CIN)

### FIELD GOAL BLOCKED

By Browns  
Myles Garrett (11/25/18 at CIN)

By Opponent  
T.J. Watt (9/9/18 vs. PIT)

### FIELD GOAL BLOCKED RETURNED FOR TD

By Browns  
Leigh Bodden, 59 yards (11/13/05 at PIT)

By Opponent  
Will Hill III, 62 yards (11/30/15 vs. BAL)

### SAFETY SCORED

By Browns  
Trevon Coley tackled Peyton Barber in the end zone (10/21/18 at TB)

By Opponent  
**Baker Mayfield sacked in the end zone (9/8/19 vs. TEN)**

### 100 YARDS RUSHING

By Browns  
**Nick Chubb, 165 yards (9/29/19 at BAL)**

By Opponent  
Kenneth Dixon, 117 yards (12/30/18 at BAL)

### 100 YARDS RUSHING IN A HALF

By Browns  
**Nick Chubb, 131 yards in second half (9/29/19 at BAL)**

By Opponent  
James Conner, 113 yards in second half (10/28/18 at PIT)

## 200 YARDS RUSHING

By Browns

Jerome Harrison, 286 yards (12/20/09 at KC)

By Opponent

Ahmad Bradshaw, 200 yards (10/7/12 at NYG)

## BACK-TO-BACK 100-YARD RUSHING GAMES

By Browns

Nick Chubb, 100 (12/15/18 at DEN), Nick Chubb, 112 (12/23/18 vs. CIN)

By Opponent

Jeremy Hill, 111 (12/11/16 vs. CIN), LeSean McCoy, 153 (12/18/16 vs. BUF)

## TWO 100-YARD RUSHERS IN SAME GAME

By Browns

Leroy Kelly (113) & Ernie Green (103) (10/8/66 vs. PIT)

By Opponent

Arian Foster (124) & Ben Tate (115) (11/6/11 at HOU)

## TWO RUSHING TOUCHDOWNS

By Browns

**Nick Chubb (3) (9/29/19 at BAL)**

By Opponent

Lamar Jackson (12/30/18 at BAL)

## THREE RUSHING TOUCHDOWNS

By Browns

**Nick Chubb (9/29/19 at BAL)**

By Opponent

Melvin Gordon III (10/14/18 vs. LAC)

## FOUR RUSHING TOUCHDOWNS

By Browns

Jamal Lewis (11/4/07 vs. SEA)

By Opponent

None

## SUCCESSFUL ONSIDE KICK

By Browns

October 16, 2016 (at TEN)

By Opponent

December 8, 2013 (at NE)

## OT GAME WON

By Browns

Cleveland 12 vs. Baltimore 9 (10/7/18)

By Opponent

Tampa Bay 26 vs. Cleveland 23 (10/21/18)

## 300 YARDS PASSING

By Browns

**Baker Mayfield, 325 yards (20-30, 1 TD, 1 INT) (9/29/19 at BAL)**

By Opponent

Matt Ryan, 330 yards (38-52, 2 TD) (11/11/18 vs. ATL)

## BACK-TO-BACK 300-YARD PASSING GAMES

By Browns

Josh McCown, 457 yards (36-51, 2 TD) (10/11/15 at BAL), Josh McCown, 356 yards (32-41, 2 TD) (10/4/15 at SD)

By Opponent

Matt Ryan, 330 yards (38-52, 2 TD) (11/11/18 vs. ATL), Patrick Mahomes, 375 yards (23-32, 3 TD, INT) (11/4/18 vs. KC)

## 400 YARDS PASSING

By Browns

Josh McCown, 457 yards (36-51, 2 TD) (10/11/15 at BAL)

By Opponent

Derek Carr, 437 yards (35-58, 4 TD, 2 INT) (9/30/18 at OAK)

## 200 YARDS PASSING IN A HALF

By Browns

**Baker Mayfield, 208 yards in first half (9/29/19 at BAL)**

By Opponent

Matt Ryan, 213 yards in second half (11/11/18 vs. ATL)

## THREE TOUCHDOWN PASSES

By Browns

Baker Mayfield (12/30/18 at BAL)

By Opponent

Patrick Mahomes (11/4/18 vs. KC)

## FOUR TOUCHDOWN PASSES

By Browns

Baker Mayfield (11/25/18 at CIN)

By Opponent

Derek Carr (9/30/18 at OAK)

## FIVE TOUCHDOWN PASSES

By Browns

Derek Anderson (9/16/07 vs. CIN)

By Opponent

Matthew Stafford (11/22/09 at DET)

## SIX TOUCHDOWN PASSES

By Browns

None

By Opponent

Carson Palmer (9/16/07 vs. CIN)

## 100 YARDS RECEIVING

By Browns

Jarvis Landry, 167 yards (9/29/19 at BAL)

By Opponent

A.J. Brown, 100 yards (9/8/19 vs. TEN)

## 100 YARDS RECEIVING IN A HALF

By Browns

Jarvis Landry, 126 yards in first half (9/29/19 at BAL)

By Opponent

JuJu Smith-Schuster, 127 yards in first half (12/31/17 at PIT)

## TWO 100-YARD RECEIVERS IN SAME GAME

By Browns

Josh Gordon (151) & Jordan Cameron (121) (12/8/13 at NE)

By Opponent

Amari Cooper (128) & Jared Cook (110) (9/30/18 at OAK)

## BACK-TO-BACK 100-YARD RECEIVING GAMES

By Browns

Terrelle Pryor Sr., 144 yards (9/25/16 at MIA), Corey Coleman, 104 yards (9/18/16 vs. BAL)

By Opponent

Tyrell Williams, 118 yards (10/14/18 vs. LAC), Mike Evans, 107 yards (10/21/18 at TB)

## 200 YARDS RECEIVING

By Browns

Josh Gordon, 261 yards (12/1/13 vs. JAX)

By Opponent

Terrell Owens, 222 yards (10/3/10 vs. CIN)

## TWO RECEIVING TOUCHDOWNS

By Browns

Duke Johnson Jr. (11/4/18 vs. KC)

By Opponent

Travis Kelce (11/4/18 vs. KC)

## THREE RECEIVING TOUCHDOWNS

By Browns

Jordan Cameron (9/22/13 at MIN)

By Opponent

Martellus Bennett (10/9/16 vs. NE)

## 500 YARDS TOTAL OFFENSE

By Browns

530 yards (9/29/19 at BAL)

By Opponent

565 yards (9/30/18 at OAK)

## TWO SACKS

By Browns

Myles Garrett (3) (9/16/19 at NYJ)

By Opponent

Cameron Wake (9/8/19 vs. TEN)

## THREE SACKS

By Browns

Myles Garrett (9/16/19 at NYJ)

By Opponent

T.J. Watt (9/9/18 vs. PIT)

## FOUR SACKS

By Browns

Andra Davis (11/9/03 at KC)

By Opponent

Elvis Dumervil (9/20/09 at DEN)

## THREE FIELD GOALS

By Browns

Austin Seibert (9/16/19 at NYJ)

By Opponent

Justin Tucker (4) (12/30/18 at BAL)

## FOUR FIELD GOALS

By Browns

Travis Coons (1/3/16 vs. PIT)

By Opponent

Justin Tucker (12/30/18 at BAL)

## FIVE FIELD GOALS

By Browns

Phil Dawson (11/4/12 vs. BAL)

By Opponent

Ka'imi Fairbairn (12/2/18 at Hou)

## SIX FIELD GOALS

By Browns

Phil Dawson (11/5/06 at SD)

By Opponent

None

# 2019 PLAYER PARTICIPATION

WEEK DATE OPP	1 9/8 TEN	2 9/16 @NYJ	3 9/22 LAR	4 9/29 @BAL	5 10/7 @SF	6 10/13 SEA	7 10/27 @NE	8 11/3 @DEN	9 11/10 CIN	10 11/14 PIT	12 11/24 MIA	13 12/1 @PIT	14 12/8 CIN	15 12/15 @ARI	16 12/22 BAL	17 12/29 @CIN	GP	GS	DNP	IA
Adams, Paul	PS	Not on team - Released from practice squad on 9/7															0	0	0	0
Avery, Genard	IA	IA	SUB	IA													1	0	0	3
Beckham Jr., Odell	WR	WR	WR	WR													4	4	0	0
Bitonio, Joel	LG	LG	LG	LG													4	4	0	0
Brown, Pharaoh	SUB	SUB	TE	SUB													4	1	0	0
Bryant, Brandin	PS	PS	PS	PS													0	0	0	0
Burnett, Morgan	S	S	IA	IA													2	2	0	2
Burris, Juston	Not on team		DB	SUB													2	1	0	1
Callaway, Antonio	Suspended																0	0	0	0
Carlson, Stephen	PS	PS	PS	PS													0	0	0	0
Carrie, T.J.	SUB	SUB	CB	CB													4	2	0	0
Chubb, Nick	RB	RB	RB	RB													4	4	0	0
Corbett, Austin	IA	IA	SUB	SUB													2	0	0	2
Ekuele, Daniel	SUB	SUB	SUB	SUB													4	0	0	0
Falemaka, Lo	IR - R. on 7/28																0	0	0	0
Forbes, Drew	IR - R. on 9/2																0	0	0	0
Gaines, Phillip	IR - R. on 8/31																0	0	0	0
Garrett, Myles	DE	DE	DE	DE													4	4	0	0
Gathers, Rico	Suspended			Not on team - Released from practice squad on 9/10													0	0	0	0
Gibson, Shelton	PS	PS	PS	PS													0	0	0	0
Gilbert, Garrett	IA	DNP	DNP	DNP													0	0	2	1
Gillan, Jamie	P	P	P	P													4	0	0	0
Gossett, Colby	PS	PS	PS	PS													0	0	0	0
Harris, Demetrius	SUB	SUB	TE	TE													4	2	0	0
Harvey, Willie	PS	PS	SUB	SUB													2	0	0	0
Hassell, J.T.	PS	PS	PS	PS													0	0	0	0
Higgins, Rashard	WR	IA	IA	IA													1	1	0	3
Hilliard, Dontrell	SUB	IA	SUB	SUB													3	0	0	1
Hodge, KhaDarel	SUB	SUB	SUB	SUB													4	0	0	0
Hubbard, Chris	RT	RT	IA	RT													3	3	0	1
Hughlett, Charley	LS	LS	LS	LS													4	0	0	0
Hunt, Kareem	Suspended																0	0	0	0
Jackson, Robert	PS	PS	SUB	SUB													2	0	0	0
Jefferson, Malik	SUB	SUB	SUB	SUB													4	0	0	0
Johnson, D'Ernest	SUB	SUB	SUB	SUB													4	0	0	0
Kalis, Kyle	IR - R. on 8/31																0	0	0	0
Kerridge, Joe	IR - R. on 8/30																0	0	0	0
Kirksey, Christian	WILL	WILL	IR - R. on 9/21														2	2	0	1
Kush, Eric	RG	RG	RG	RG													4	4	0	0
Lamm, Kendall	SUB	IA	IA	IA													1	0	0	3
Landry, Jarvis	WR	WR	WR	WR													4	4	0	0
Lawrence, Devaroe	SUB	SUB	SUB	SUB													4	0	0	0
Lewis, Donnie	PS	Not on team		PS	PS												0	0	0	0
Mayfield, Baker	QB	QB	QB	QB													4	4	0	0
McCray, Justin	SUB	DNP	RT	SUB													3	1	1	0
McGuire, Elijah	PS	DNP	PS	PS													0	0	1	0
Mitchell, Terrance	SUB	SUB	CB	CB													4	2	0	0
Montgomery, D.J.	IR - R. on 8/21																0	0	0	1
Murray, Eric	SUB	S	S	S													4	3	0	0
Njoku, David	TE	SUB	IR - R. on 9/20														2	1	0	0
Ogunjobi, Larry	DT	DT	DT	DT													4	4	0	0
Randall, Damarious	S	IA	IA	S													2	2	0	2
Ratley, Damion	SUB	WR	SUB	SUB													4	1	0	0
Redwine, Sheldrick	SUB	SUB	DNP	IA													2	0	1	1
Richardson, Sheldon	DT	DT	DT	DT													4	4	0	0
Robinson, Greg	LT	LT	LT	LT													4	4	0	0
Sankoh, Tigie#	PS	PS	PS	PS													0	0	0	0
Schobert, Joe	MIKE	MIKE	MIKE	MIKE													4	4	0	0
Seals-Jones, Ricky	IA	SUB	SUB	SUB													3	0	0	1
Seibert, Austin	SUB	SUB	SUB	SUB													4	0	0	0
Smith, Chris	SUB	SUB	SUB	SUB													3	0	1	0
Stanton, Drew	DNP	IR - R. on 9/16															0	0	1	0
Takitaki, Sione	IA	SUB	SUB	SUB													3	0	0	1
Taylor, Adarius	SUB	IA	SUB	SUB													3	0	0	1
Taylor, Taywan	IA	WR	SUB	SUB													3	1	0	1
Teller, Wyatt	IA	SUB	SUB	SUB													3	0	0	1
Thomas, Chad	SUB	SUB	SUB	SUB													4	0	0	0
Thomas, Tavierre	SUB	SUB	SUB	SUB													4	0	0	0
Tretter, JC	C	C	C	C													4	4	0	0
Vernon, Olivier	DE	DE	DE	DE													4	4	0	0
Ward, Denzel	CB	CB	IA	IA													2	2	0	2
Whitehead, Jermaine	S	S	S	S													4	4	0	0
Williams, Greedy	CB	CB	IA	IA													2	2	0	2
Willies, Derrick	PS	PS	PS	PS													0	0	0	0
Wilson, Mack	SUB	SUB	WILL	WILL													4	2	0	0
Wright, Willie	PS	PS	PS	PS													0	0	0	0



## WEEK 1, GAME 1


**TITANS 43  
BROWNS 13**

Sept. 8, 2019

FirstEnergy Stadium, Cleveland, OH.



The Cleveland Browns fell to the Tennessee Titans in Cleveland's season-opener for the 2019 season, 43-13. The Browns started the game with an efficient opening-drive, going 73 yards on 8 plays in 4:49, ending in a Dontrell Hilliard rushing touchdown to put the Browns ahead early on. After a missed PAT by Austin Seibert, the Browns led 6-0. The ensuing Titans drive would result in a Cairo Santos 37-yard field goal to put the Titans on the board, 6-3. The Titans would take the lead in the second quarter after stringing together an 11-play, 87-yard drive ending in a 1 yd. rushing touchdown by Derrick Henry, putting the Titans in front, 10-6. After trading possessions, the Titans would pin the Browns deep into their zone, ending with a sack in the end zone for a safety by Cameron Wake, to extend their lead to 12-6 heading into halftime. Receiving the ball to start the second half, the Titans would make it a two-possession game, 15-6, as Santos was successful from 53 yards out. Late into the third quarter the Browns would find the end zone again, this time through the air as Baker Mayfield found David Njoku on a quick pass at the goal line. With just over two minutes remaining in the third quarter, the Browns trailed 15-13. The Titans wasted no time with their response as Marcus Mariota's screen pass to Henry out of the backfield would go for 75 yards. Mariota found Delanie Walker in the end zone twice in the fourth quarter. Mariota's touchdown passes, just 3:29 apart, put the Titans up 36-13 with 9:03 remaining. With just over three minutes remaining, Malcolm Butler would intercept a Mayfield pass intended for Jarvis Landry, and return it 38 yards for a touchdown, further extending their lead and putting a cap on the contest, 43-13.

TEAM	1	2	3	4	F
Tennessee	3	9	10	21	43
Cleveland	6	0	7	0	13

## SCORING SUMMARY

## TEAM Q TIME PLAY

Browns	1	10:11	D.Hilliard 4 yd. run (kick failed, wr)
Titans	1	6:32	C.Santos 37 yd. Field Goal (7-73, 3:39)
Titans	2	9:39	D.Henry 1 yd. run (C.Santos kick) (11-87, 5:10)
Titans	2	1:42	B.Mayfield sacked in the end zone by C.Wake for a Safety
Titans	3	11:53	C.Santos 53 yd. Field Goal (5-44, 3:07)
Browns	3	2:10	D.Njoku 3 yd. pass from B. Mayfield (A. Seibert kick) (6-61, 3:42)
Titans	3	1:57	D.Henry 75 yd. pass from M.Mariota (C.Santos kick) (1-75, 0:13)
Titans	4	12:32	De.Walker 11 yd. pass from M.Mariota (C.Santon kick) (4-35, 1:39)
Titans	4	9:03	De.Walker 7 yd. pass from M.Mariota (C.Santos kick) (4-34, 2:14)
Titans	4	3:02	M.Butler 38 yd. interception return (C.Santos kick)

## TEAM STATISTICS

	TEN	CLE
FIRST DOWNS:	21	19
TIME OF POSSESSION:	29:18	30:42
TOTAL NET YARDS: (RU/PA):	339 (123/216)	346 (102/244)
SACKS/YARDS	5/41	4/32
PUNTS/AVERAGE:	6-46.2	5-46.6
PENALTIES/YARDS:	6-54	18-182
FUMBLES/LOST:	0/0	0/0

## INDIVIDUAL STATISTICS

**PASSING:** TEN: M.Mariota 14-24-248 (3 TD); CLE: B.Mayfield 25-38-285 (TD, 3 INT).

**RUSHING:** TEN: D.Henry 19-84 (TD), M.Mariota 3-24, J.Smith 1-10, D.Lewis 3-7, R.Tannehill 2-(-2); CLE: N.Chubb 17-75, D.Johnson 1-13, J. Landry 1-10, D.Hilliard 1-4 (TD).

**RECEIVING:** TEN: De.Walker 5-55 (2 TD), A.Brown 3-100, D.Lewis 3-6, D.Henry 1-75 (TD), J.Smith 1-7, A.Humphries 1-5; CLE: O.Beckham 7-71, J.Landry 4-67, D.Njoku 4-37, N.Chubb 3-10, R.Higgins 2-46, D.Johnson 2-23, D.Ratley 2-17, D.Hilliard 1-14.

## WEEK 2, GAME 2


**BROWNS 23  
JETS 3**

Sept. 16, 2019

MetLife Stadium, East Rutherford, N.J.



The Cleveland Browns picked up their first win of the 2019 with a dominant 23-3 victory over the New York Jets on Monday Night Football. Similar to the season-opener against the Titans, the Browns were able to drive down the field on the opening possession of the play and put point on the board, this time coming from a 23-yard field goal from rookie Austin Seibert. After forcing a quick three-and-out, the Browns would improve their led to 6-0 after a 48-yard field goal from Seibert. Without starting quarterback Sam Darnold, the Jets were led out the tunnel to start the game by Trevor Siemian, but an injury to Siemian in the second quarter would result in Luke Falk coming into the game at quarterback for the Jets. Led by Myles Garrett, the Browns defense were able to control the game for the most part and apply pressure at all times to the Jets. Garrett led the Browns in sacks with three on the night. Nick Chubb would get his first touchdown of the 2019 season when he ran 19 yards to the end zone early in the second quarter, further extending Cleveland's lead to 13-0. The Jets avoided the shutout in the second quarter when Sam Ficken kicked the ball through the uprights from 46 yards out. After a third field goal from Seibert, this time from 3 yards, the Browns led 16-3 at halftime. Back and forth, defensive stops to open up the third quarter saw the Browns lead 16-3 towards the end of the third quarter. QB Baker Mayfield extended his streak of at least one touchdown pass in 15 consecutive games to start his career when he found WR Odell Beckham Jr. on a short pass over the middle, resulting in an 89-yard touchdown reception for Beckham. This was a career-long touchdown reception for Beckham and put the cap on the contest at 23-3. The Browns advanced to 1-1 while the Jets fell to 0-2.

TEAM	1	2	3	4	F
Cleveland	6	10	7	0	23
New York	0	3	0	0	3

## SCORING SUMMARY

## TEAM Q TIME PLAY

Browns	1	10:27	A.Seibert 23 yd. Field Goal (11-76, 4:33)
Browns	1	6:15	A.Seibert 48 yd. Field Goal (6-22, 2:32)
Browns	2	10:16	N.Chubb 19 yd. run (A.Seibert kick) (5-53, 3:07)
Jets	2	2:56	S.Ficken 46 yd. Field Goal (11-47, 7:20)
Browns	2	0:00	A.Seibert 43 yd. Field Goal (5-15, 0:35)
Browns	3	3:32	O.Beckham 89 yd. pass from B.Mayfield (A.Seibert kick) (1-89, 0:11)

## TEAM STATISTICS

	CLE	NYJ
FIRST DOWNS:	16	13
TIME OF POSSESSION:	29:41	30:19
TOTAL NET YARDS: (RU/PA):	375 (70/305)	262 (93/169)
SACKS/YARDS	4-32	3-20
PUNTS/AVERAGE:	6-38.5	7-47.0
PENALTIES/YARDS:	9-85	12-89
FUMBLES/LOST:	0/0	1/1

## INDIVIDUAL STATISTICS

**PASSING:** CLE: B.Mayfield 19-35-325 (TD); NYJ: L.Falk 20-25-198, T.Siemian 3-3-3. T.Montgomery 3-25.

**RUSHING:** CLE: N.Chubb 18-62 (TD), D.Johnson 3-8; NYJ: L.Bell 21-68, J.Bellamy 1-5, D.Thomas 1-(-1).

**RECEIVING:** CLE: 6-161 (TD), N.Chubb 4-36, J.Landry 3-32, D.Ratley 2-50, D.Harris 1-4; NYJ: L.Bell 10-61, Ro.Anderson 4-81, J.Crowder 4-40, T.Montgomery 3-15, J.Bellamy 1-5, D.Thomas 1-(-1).

## WEEK 3, GAME 3

RAMS 20  
BROWNS 13

Sept. 22, 2019

FirstEnergy Stadium, Cleveland, OH.



The Cleveland Browns were defeated by the Los Angeles Rams on Sunday night falling short, 20-13. In its first Sunday night game since the 2008 season, Cleveland welcomed the defending NFC Champion Los Angeles Rams, their first meeting since 2015. The defenses came to play to start the game, with teams trading possessions and punting early on. The Rams would be the first team to get on the board when K Greg Zuerlein's field goal attempt was good from 53 yards. The Browns would respond with a field goal of their own early in the second quarter when K Austin Seibert's attempt from 23 yards went through the uprights, capping off a 13-play, 70-yard drive lasting 7:25. After trading possessions and both teams punting, the Rams would find themselves in the Cleveland red zone, but Zuerlein's attempt from 48 yards out went wide right, keeping the score at 3-3 halfway through the second quarter. With 0:28 remaining in the half, DE Myles Garrett would record his sixth sack of the season, forcing a fumble, recovered by LB Joe Schobert and returned to the LAR 17. This forced fumble and return would set up another Seibert field goal. Seibert was successful from 35 yards out, putting the Browns up 6-3 at the half. Los Angeles wasted no time to start the second half to regain the lead. Capping off a 10-play, 75-yard drive, Goff found WR Cooper Kupp for the first of his two touchdowns on the night to put the Rams in front, 10-6. Cleveland showed no signs of going away on the ensuing drive, marching down the field 75 yards on 11 plays and capping it off with a 2 yd. TD pass to TE Demetrius Harris from Baker Mayfield in the back of the end zone to regain the lead, 13-10. Holding the lead, CB T.J. Carrie's diving effort was enough to intercept Goff and regain possession for the Browns. After trading possessions, the Rams found the end zone for the second time on the night when Kupp caught his second touchdown of the night, putting the Rams back into the lead 17-13. After forcing the Browns to punt, Los Angeles would reinforce their lead with a 37-yd. field goal from Zuerlein, extending the score to 20-13. S Juston Burris intercepted a Goff pass with under three minutes remaining to give the Browns one final possession with 2:46 remaining. The Browns found themselves on the LAR 4 with 0:43 remaining, but a defensive stand by Los Angeles would close out game.

TEAM	1	2	3	4	F
Los Angeles	3	0	7	10	20
Cleveland	0	6	7	0	13

## SCORING SUMMARY

## TEAM Q TIME PLAY

Rams	1	4:06	G.Zuerlein 53 yd. Field Goal (11-51, 4:58)
Browns	2	11:41	A.Seibert 23 yd. Field Goal (13-70, 7:25)
Browns	2	0:00	A.Seibert 35 yd. Field Goal (4-0, 0:18)
Rams	3	10:40	C.Kupp 11 yd. pass from J.Goff (G.Zuerlein kick) (10-75, 4:20)
Browns	3	4:37	D.Harris 2 yd. pass from B.Mayfield (A.Seibert kick) (11-75, 6:03)
Rams	4	12:48	C.Kupp 6 yd. pass from J.Goff (G.Zuerlein kick) (8-72, 4:12)
Rams	4	6:37	G.Zuerlein 37 yd. Field Goal (9-43, 2:37) 20 13

## TEAM STATISTICS

	LAR	CLE
FIRST DOWNS:	20	18
TIME OF POSSESSION:	28:23	31:37
TOTAL NET YARDS: (RU/PA):	345 (90/255)	270 (95/175)
SACKS/YARDS	3/20	2/14
PUNTS/AVERAGE:	2-39.5	6-40.0
PENALTIES/YARDS:	7-50	8-60
FUMBLES/LOST:	1/1	1/0

## INDIVIDUAL STATISTICS

**PASSING:** CLE: B.Mayfield 18-36-195 (TD, INT); LAR: J.Goff 24-38-269 (2 TD, 2 INT)

**RUSHING:** CLE: N.Chubb 23-96, B.Mayfield 1-(-1); LAR: T.Gurley 14-43, R.Woods 2-18, J.Goff 4-14, B.Cooks 1-8, M.Brown 3-7;

**RECEIVING:** CLE: O.Beckham 6-56, N.Chubb 4-35, J.Landry 3-62, D.Ratley 3-26, R.Seals-Jones 1-14, D.Harris 1-2 (TD); LAR: C.Kupp 11-102 (2 TD), B.Cooks 8-112, R.Woods 3-40, G.Everett 2-15.

## WEEK 4, GAME 4

BROWNS 40  
RAVENS 25

Sep. 29, 2019

M&amp;T Bank Stadium, Baltimore, MD.



The Cleveland Browns defeated the divisional-rival Baltimore Ravens on Sunday afternoon, 40-25. Cleveland was first to put points on the board when QB Baker Mayfield found TE Ricky Seals-Jones on a shallow crossing route in space for a touchdown with 2:50 remaining in the first quarter. After Ravens CB Maurice Canaday intercepted Mayfield, the Raven were able find the end zone with 1:55 to go in the first half. QB Lamar Jackson's 9-yd. TD pass over the middle was hauled in by WR Miles Boykin. Cleveland responded well to the Ravens' late score by running a 10-play, 81-yard drive in just 1:47 that was capped off by a 24-yd. field goal from K Austin Seibert to the put the Browns in front, 10-7, entering halftime. Baltimore opened the second half with the ball and tied the game at 10-10 with a 41-yd. field goal from Ravens K Justin Tucker. Cleveland's ensuing drive took just 1:34 off the clock as they went 75 yards in three plays. On second and eight from the CLE 27, Mayfield found Seals-Jones in a soft spot of the Ravens' zone coverage, sending Seals-Jones down the field for a 59-yd. reception. On the next play, RB Nick Chubb scored his fourth rushing touchdown on the season, side-stepping and breaking tackles on a 14-yd. run to the end zone. The following drive for the Ravens had promise as they traveled 43 yards on six plays before S Jermaine Whitehead forced a fumble from Ravens RB Mark Ingram II, with DE Chad Thomas recovering. The Browns, now up 17-10, doubled their lead when Chubb capped off an 8-play, 74-yard drive, scoring his second touchdown on the afternoon. Baltimore's ensuing drive was their longest of the game, when they went 75 yards in 14 plays, spanning 6:02. Jackson's pass over the middle in the end zone to TE Mark Andrews, followed by a converted two-point attempt from Ingram, made the divisional clash a one-possession game with 9:51 remaining in the contest. Backed up to their own 12-yard line, Chubb and the Browns wasted no time with their response as a toss to the right for Chubb saw him find a gap in the line as he sprinted 88 yards for a touchdown to regain a two-possession. After a failed two-point attempt from Cleveland, the Browns led 30-18 with 9:35 remaining. Just 1:15 later, the Browns were able to make a defensive stand in the middle of the field as the Ravens turned the ball over on downs. The Browns capitalized and turned it into three points when Seibert was successful from 43 yards, extending Cleveland's lead to 33-18 with 6:56 remaining in the game. On first and 10 from the BAL 46, Jackson looked deep over the middle for Andrews but was intercepted by Whitehead with 5:52 remaining. The Ravens were able to force a three-and-out from the Browns, but their next drive would end in another turnover as DE Devaroe Lawrence recorded his first career interception as he was able to tip Jackson's pass and haul it in himself. RB Dontrell Hilliard capped off the Browns following drive with a 1-yd. TD rush, his second of the season, to put the Browns in front 40-18. Ravens WR Willie Snead caught a short pass from Jackson and turned it up field for a 50-yd. TD catch with 0:30 remaining in the game to make it 40-25.

TEAM	1	2	3	4	F
Cleveland	7	3	14	16	25
Baltimore	0	7	3	15	40

## SCORING SUMMARY

## TEAM Q TIME PLAY

Browns	1	2:50	R.Seals-Jones 9 yd. pass from B.Mayfield (A.Seibert kick) (13-84, 8:31)
Ravens	2	1:55	M.Boykin 9 yd. pass from L.Jackson (J.Tucker kick) (7-58, 3:40)
Browns	2	0:08	A.Seibert 24 yd. Field Goal (10-81, 1:47)
Ravens	3	11:15	J.Tucker 41 yd. Field Goal (8-62, 3:45)
Browns	3	9:41	N.Chubb 14 yd. run (A.Seibert kick) (3-75, 1:34)
Browns	3	0:53	N.Chubb 2 yd. run (A.Seibert kick) (8-74, 5:18)
Ravens	4	9:51	M.Andrews 8 yd. pass from L.Jackson (M.Ingram run) (14-75, 6:02)
Browns	4	9:35	N.Chubb 88 yd. run (pass failed) (1-83, 0:16)
Browns	4	6:56	A.Seibert 43 yd. Field Goal (4-6, 1:19) 33 18
Browns	4	2:14	D.Hilliard 1 yd. run (A.Seibert kick) (6-39, 3:07)
Ravens	4	0:30	W.Snead 50 yd. pass from L.Jackson (5-79, 1:44)

## TEAM STATISTICS

	CLE	BAL
FIRST DOWNS:	22	24
TIME OF POSSESSION:	30:17	29:43
TOTAL NET YARDS: (RU/PA):	530 (193/337)	395 (173/222)
SACKS/YARDS	4/25	1/5
PUNTS/AVERAGE:	3-42.3	3-43.7
PENALTIES/YARDS:	6-41	3-15
FUMBLES/LOST:	0-0	2-1

## INDIVIDUAL STATISTICS

**PASSING:** CLE: B.Mayfield 20-30-342 (TD, INT), O.Beckham 1-0-0; BAL: L.Jackson 24-34-243 (3 TDs, 2 INT).

**RUSHING:** CLE: N.Chubb 20-165 (3 TDs), D.Hilliard 6-27 (TD), B.Mayfield 3-1; BAL: M.Ingram 12-71, L.Jackson 9-66, G.Edwards 6-28, J.Hill 2-8.

**RECEIVING:** CLE: J.Landry 8-167, R.Seals-Jones 3-82 (TD), N.Chubb 3-18, D.Hilliard 2-27, O.Beckham 2-20, P.Brown 1-18, D.Ratley 1-10; BAL: S.Roberts 4-36, M.Andrews 4-31 (TD), M.Brown 4-22, M.Boykin 3-32 (TD), W.Snead 2-61 (TD), H.Hurst 2-39, J.Hill 2-9, N.Boyle 1-9, G.Edwards 1-8, M.Ingram 1-0.

Won 2, Lost 2

9/8/2019	L	13 - 43	Tennessee Titans
9/16/2019	W	23 - 3	at New York Jets
9/22/2019	L	13 - 20	Los Angeles Rams
9/29/2019	W	40 - 25	at Baltimore Ravens

	Cleveland	Opponent
<b>Total First Downs</b>	<b>75</b>	<b>78</b>
Rushing	19	24
Passing	46	43
Penalty	10	11
3rd Down: Made/Att	17/52	14/48
3rd Down Pct.	32.7%	29.2%
4th Down: Made/Att	1/5	1/4
4th Down Pct.	20.0%	25.0%
<b>Possession Avg.</b>	<b>30:34</b>	<b>29:26</b>
<b>Total Net Yards</b>	<b>1521</b>	<b>1340</b>
Avg. Per Game	380.3	335.0
Total Plays	246	246
Avg. Per Play	6.2	5.4
<b>Net Yards Rushing</b>	<b>460</b>	<b>479</b>
Avg. Per Game	115.0	119.8
Total Rushes	94	105
<b>Net Yards Passing</b>	<b>1061</b>	<b>861</b>
Avg. Per Game	265.3	215.3
Sacked/Yards Lost	12/86	14/103
Gross Yards	1147	964
Attempts/Completions	140/82	127/85
Completion Pct.	58.6%	66.9%
Had Intercepted	6	4
<b>Punts/Average</b>	<b>20/41.5</b>	<b>18/45.3</b>
<b>Net Punting Avg.</b>	<b>40.6</b>	<b>41.7</b>
<b>Penalties/Yards</b>	<b>41/368</b>	<b>28/207</b>
<b>Fumbles/Ball Lost</b>	<b>1/0</b>	<b>4/3</b>
<b>Touchdowns</b>	<b>10</b>	<b>10</b>
Rushing	6	1
Passing	4	8
Returns	1	0

Score By Periods	Q1	Q2	Q3	Q4	OT	Pts
Team	19	19	35	16	0	89
Opponents	6	19	20	46	0	91

Scoring	TD	Ru	Pa	Rt	PAT	FG	2Pt	Pts
A.Seibert	0	0	0	0	8/9	7/7	0	29
N.Chubb	4	4	0	0	0/0	0/0	0	24
D.Hilliard	2	2	0	0	0/0	0/0	0	12
D.Harris	1	0	1	0	0/0	0/0	0	6
O.Beckham	1	0	1	0	0/0	0/0	0	6
R.Seals-Jones	1	0	1	0	0/0	0/0	0	6
D.Njoku	1	0	1	0	0/0	0/0	0	6
<b>Team</b>	<b>10</b>	<b>6</b>	<b>4</b>	<b>0</b>	<b>8/9</b>	<b>7/7</b>	<b>0</b>	<b>89</b>
<b>Opponents</b>	<b>10</b>	<b>1</b>	<b>8</b>	<b>1</b>	<b>9/9</b>	<b>6/7</b>	<b>1</b>	<b>91</b>

2-Pt. Conversions: Team 0/1, Opponents: 1/1

Sacks: M.Garrett 6.0, L.Ogunjobi 3.0, M.Burnett 2.0, J.Schobert 1.0, O.Vernon 1.0, D.Randall 1.0 **Team: 14.0, Opponents: 12.0**

Rushing	No.	Yds	Avg	Long	TD
N.Chubb	78	398	5.1	88t	4
D.Hilliard	7	31	4.4	11	2
D.Johnson	4	21	5.3	13	0
J.Landry	1	10	10.0	10	0
B.Mayfield	4	0	0.0	1	0
<b>Team</b>	<b>94</b>	<b>460</b>	<b>4.9</b>	<b>88t</b>	<b>6</b>
<b>Opponents</b>	<b>105</b>	<b>479</b>	<b>4.6</b>	<b>29</b>	<b>1</b>

Receiving	No.	Yds	Avg	Long	TD
O.Beckham	21	308	14.7	89t	1
J.Landry	18	328	18.2	65	0
N.Chubb	14	99	7.1	30	0
D.Ratley	8	103	12.9	29	0
D.Johnson	5	65	13.0	27	0
R.Seals-Jones	4	96	24.0	59	1
D.Njoku	4	37	9.3	18	1
D.Hilliard	3	41	13.7	19	0
R.Higgins	2	46	23.0	35	0
D.Harris	2	6	3.0	4	1
P.Brown	1	18	18.0	18	0
T.Taylor	0	0	0.0	0	0
<b>Team</b>	<b>82</b>	<b>1147</b>	<b>14.0</b>	<b>89t</b>	<b>4</b>
<b>Opponents</b>	<b>85</b>	<b>964</b>	<b>11.3</b>	<b>75t</b>	<b>8</b>

Interceptions	No.	Yds	Avg	Long	TD
J.Burris	1	15	15.0	15	0
D.Lawrence	1	0	0.0	0	0
T.Carrie	1	0	0.0	0	0
J.Whitehead	1	0	0.0	0	0
<b>Team</b>	<b>4</b>	<b>15</b>	<b>3.8</b>	<b>15</b>	<b>0</b>
<b>Opponents</b>	<b>6</b>	<b>82</b>	<b>13.7</b>	<b>38t</b>	<b>1</b>

Punting	No	Yds	Avg	Net	TB	In	Lg	B
J.Gillan	20	831	41.6	40.6	0	11	55	0
<b>Team</b>	<b>20</b>	<b>831</b>	<b>41.6</b>	<b>40.6</b>	<b>0</b>	<b>11</b>	<b>55</b>	<b>0</b>
<b>Opponents</b>	<b>18</b>	<b>816</b>	<b>45.3</b>	<b>41.7</b>	<b>0</b>	<b>7</b>	<b>70</b>	<b>0</b>

Punt Returns	Ret	FC	Yds	Avg	Long	TD
J.Landry	4	5	48	12.0	18	0
D.Hilliard	1	0	18	18.0	18	0
<b>Team</b>	<b>5</b>	<b>5</b>	<b>66</b>	<b>13.2</b>	<b>18</b>	<b>0</b>
<b>Opponents</b>	<b>4</b>	<b>10</b>	<b>19</b>	<b>4.8</b>	<b>14</b>	<b>0</b>

Kickoff Returns	No.	Yds	Avg	Long	TD
D.Hilliard	3	80	26.7	32	0
T.Taylor	3	53	17.7	23	0
D.Johnson	2	36	18.0	23	0
D.Ratley	1	12	12.0	12	0
<b>Team</b>	<b>9</b>	<b>181</b>	<b>20.1</b>	<b>32</b>	<b>0</b>
<b>Opponents</b>	<b>11</b>	<b>201</b>	<b>18.3</b>	<b>26</b>	<b>0</b>

Field Goals	1-19	20-29	30-39	40-49	50+
A.Seibert	0/0	3/3	1/1	3/3	0/0
<b>Team</b>	<b>0/0</b>	<b>3/3</b>	<b>1/1</b>	<b>3/3</b>	<b>0/0</b>
<b>Opponents</b>	<b>0/0</b>	<b>0/0</b>	<b>2/2</b>	<b>2/3</b>	<b>2/2</b>

Fumbles Lost: **Total: 0**

Opponent Fumble Recoveries: T.Carrie 1, J.Schobert 1, C.Thomas 1 **Total: 3**

Passing	Att	Cmp	Yds	Cmp%	Yds/Att	TD	TD%	Int	Int%	Long	Sack	Lost	Rating
B.Mayfield	139	82	1147	59.0%	8.2	4	2.9%	6	4.3%	89t	12/	86	77.3
O.Beckham	1	0	0	0.0%	0.0	0	0.0%	0	0.0%	0	0/	0	39.6
<b>Team</b>	<b>140</b>	<b>82</b>	<b>1147</b>	<b>58.6%</b>	<b>8.2</b>	<b>4</b>	<b>2.9%</b>	<b>6</b>	<b>4.3%</b>	<b>89t</b>	<b>12/</b>	<b>86</b>	<b>76.7</b>
<b>Opponents</b>	<b>127</b>	<b>85</b>	<b>964</b>	<b>66.9%</b>	<b>7.6</b>	<b>8</b>	<b>6.3%</b>	<b>4</b>	<b>3.1%</b>	<b>75t</b>	<b>14/</b>	<b>103</b>	<b>97.4</b>

# 2019 STATISTICS

## 2019 DEFENSIVE STATISTICS

PLAYER	TACKLES				INTERCEPTIONS				FUMBLES				
	TOTAL	SOLO	ASST	SK	YDS	NO	YDS	LG	TD	PD	FF	FR	YDS
Joe Schobert	44	27	17	1	10	0	0	0	0	1	1	1	21
Sheldon Richardson	19	13	6	0	0	0	0	0	0	1	0	0	0
Jermaine Whitehead	19	15	4	0	0	1	0	0	0	2	0	0	0
Mack Wilson	16	8	8	0	0	0	0	0	0	1	0	0	0
Larry Ogunjobi	15	11	4	3	19	0	0	0	0	0	0	0	0
T.J. Carrie	15	14	1	0	0	1	0	0	0	2	0	1	0
Myles Garrett	13	9	4	6	40	0	0	0	0	0	1	0	0
Morgan Burnett	12	6	6	2	19	0	0	0	0	0	0	0	0
Eric Murray	12	4	4	0	0	0	0	0	0	1	0	0	0
Christian Kirksey	11	6	5	0	0	0	0	0	0	0	0	0	0
Olivier Vernon	9	5	4	1	8	0	0	0	0	0	0	0	0
Terrance Mitchell	9	8	1	0	0	0	0	0	0	1	0	0	0
Denzel Ward	7	4	3	0	0	0	0	0	0	0	0	0	0
Damarious Randall	7	6	1	1	7	0	0	0	0	1	0	0	0
Greedy Williams	5	4	1	0	0	0	0	0	0	0	0	0	0
Chad Thomas	4	0	4	0	0	0	0	0	0	0	0	1	0
Juston Burris	4	4	0	0	0	1	15	0	0	1	0	0	0
Daniel Ekuale	2	1	1	0	0	0	0	0	0	0	0	0	0
Devaroe Lawrence	2	1	1	0	0	1	0	0	0	0	0	0	0
Genard Avery	1	1	0	0	0	0	0	0	0	0	0	0	0
Chris Smith	0	0	0	0	0	0	0	0	0	1	0	0	0
<b>Totals</b>	<b>226</b>	<b>147</b>	<b>75</b>	<b>14</b>	<b>103</b>	<b>4</b>	<b>15</b>	<b>0</b>	<b>0</b>	<b>12</b>	<b>2</b>	<b>3</b>	<b>21</b>

## 2019 SPECIAL TEAMS STATISTICS

PLAYER	TACKLES					
	TOTAL	SOLO	ASST	FF	FR	BLK
KhaDarel Hodge	4	3	1	0	0	0
Shekdrick Redwine	3	2	1	0	0	0
Tavierre Thomas	3	1	2	0	0	0
Dontrell Hilliard	2	2	0	0	0	0
Malik Jefferson	1	1	0	0	0	0
Demetrius Harris	1	1	0	0	0	0
D'Ernest Johnson	1	1	0	0	0	0
Pharaoh Brown	0	0	1	0	0	0
Sione Takitaki	0	0	2	0	0	0
Willie Harvey	0	0	1	0	0	0
<b>Totals</b>	<b>15</b>	<b>10</b>	<b>8</b>	<b>0</b>	<b>0</b>	<b>0</b>

## 2019 MISCELLANEOUS STATISTICS

PLAYER	TKL	FF	FR
Pharaoh Brown	1	0	0
JC Tretter	1	0	0
Nick Chubb	1	0	0
Jarvis Landry	1	0	0
Baker Mayfield	0	0	1
<b>Totals</b>	<b>4</b>	<b>0</b>	<b>1</b>

## 2019 BROWNS GAME-BY-GAME OFFENSIVE STATISTICS

OPP	1ST DOWNS				DOWN CONV.				RUSHING			PASS			TDs				FGs			FUM			PEN			PUNTS		
	T	R	Pass	Pen.	3rd	4th	Net Yds.	Plays	Net	Att.	Avg.	Net	Skd-Yds.	Gross	A	C	TD	INT	R	P	Ret.	M	A	No.	Lost	No.	Yds.	No.	Avg.	POSS.
vs. TEN (9/8)	19	4	13	2	1-10	0-2	346	63	102	20	5.1	244	5-41	285	38	25	1	3	2	1	0	0	0	0	0	18	182	5	46.6	30:42
at NYJ (9/16)	16	3	10	3	4-13	0-0	375	59	70	21	3.3	305	3-20	325	35	19	1	1	1	1	0	3	3	0	0	9	85	6	38.5	29:41
vs. LAR (9/22)	18	4	11	3	6-16	0-2	270	63	95	24	4.0	175	3-20	195	36	18	1	1	0	1	0	2	2	1	0	8	60	6	40.0	31:37
at BAL (9/29)	22	8	12	2	6-13	1-Jan	530	61	193	29	6.7	337	1-5	342	31	20	1	1	4	1	0	2	2	0	0	6	41	3	42.3	30:17
<b>TOTAL</b>	<b>75</b>	<b>19</b>	<b>46</b>	<b>10</b>	<b>73-208</b>	<b>9-21</b>	<b>1521</b>	<b>246</b>	<b>460</b>	<b>94</b>	<b>4.54</b>	<b>1061</b>	<b>38-254</b>	<b>1147</b>	<b>140</b>	<b>82</b>	<b>4</b>	<b>6</b>	<b>7</b>	<b>4</b>	<b>0</b>	<b>7</b>	<b>7</b>	<b>1</b>	<b>0</b>	<b>41</b>	<b>388</b>	<b>20</b>	<b>44</b>	<b>30:34</b>

## 2019 BROWNS GAME-BY-GAME DEFENSIVE STATISTICS

OPP	1ST DOWNS				DOWN CONV.				RUSHING			PASS			TDs				FGs			FUM			PEN			PUNTS		
	T	R	Pass	Pen.	3rd	4th	Net Yds.	Plays	Net	Att.	Avg.	Net	Skd-Yds.	Gross	A	C	TD	INT	R	P	Ret.	M	A	No.	Lost	No.	Yds.	No.	Avg.	POSS.
vs. TEN (9/8)	21	6	9	6	2-10	0-0	339	56	123	28	4.4	216	4-32	248	24	14	3	0	1	3	0	2	2	0	0	6	54	6	46.2	29:18
at NYJ (9/16)	13	4	6	3	2-14	0-2	262	59	93	24	3.9	169	4-32	201	31	23	0	0	0	0	0	1	1	1	1	12	89	7	47	30:19
vs. LAR (9/22)	20	3	16	1	6-14	0-0	345	64	90	24	3.8	255	2-14	269	38	24	2	2	0	2	0	3	2	1	1	7	50	2	39.5	28:23
at BAL (9/29)	24	11	12	1	4-10	0-1	395	67	173	29	6.0	222	4-25	247	34	24	3	2	0	3	0	1	1	2	1	3	15	3	43.7	29:43
<b>TOTAL</b>	<b>78</b>	<b>24</b>	<b>43</b>	<b>11</b>	<b>75-210</b>	<b>13-20</b>	<b>1341</b>	<b>246</b>	<b>479</b>	<b>105</b>	<b>4.55</b>	<b>862</b>	<b>37-245</b>	<b>965</b>	<b>127</b>	<b>85</b>	<b>8</b>	<b>4</b>	<b>1</b>	<b>8</b>	<b>0</b>	<b>7</b>	<b>6</b>	<b>4</b>	<b>3</b>	<b>28</b>	<b>208</b>	<b>18</b>	<b>44</b>	<b>30:00</b>



# 10 TAYWAN TAYLOR



**SCHOOL** WESTERN KENTUCKY  
**BORN** 3/2/1995  
**ACQUIRED** TR. (TEN) - '19  
**EXP** 3

**HEIGHT** 5-11  
**WEIGHT** 205  
**POSITION** WR

**TRANSACTIONS** Drafted by the Tennessee Titans in the third round (72nd overall) of the 2017 NFL Draft...Traded to the Cleveland Browns on August 31, 2019.

**2018** Played in 13 games with five starts in his second season...Ranked second on the team with 466 receiving yards and third on the team with 37 receptions...Also added a touchdown.

**2017** Played in all 16 games with four starts at wide receiver during his rookie campaign...Grabbed 16 receptions for 231 yards and a touchdown...Notched seven special teams tackles...Ran the ball eight times for 43 yards.

**COLLEGE** Concluded his Western Kentucky career by holding every major career and season receiving record at the school... Taylor finished his college career with 253 receptions for 4,234 yards and 41 touchdown receptions... After posting the best single season by a receiver in school history as a junior, Taylor more than lived up for the encore, breaking his own single-season records for receptions and receiving yards in his final season... Taylor finished his senior season with a record 98 receptions for a record 1,730 yards and 17 touchdowns, tying his own record for touchdown catches in a season. Taylor posted nine games with 100-yards receiving, second-most nationally, while his 11 games of catching at least one touchdown pass led the nation...Named First-Team All-Conference USA in 2015 and 2016...A semifinalist for the Biletnikoff award in 2015 and 2016.

**PERSONAL** Native of Louisville, Ky.

**HIGH SCHOOL** Taylor led Pleasure Ridge Park High School to a 14-1 season in 2012, catching a team-best 52 passes for 1,169 yards, accounting for nearly 40 percent of the team's receiving yards in his senior season...Taylor and Pleasure Ridge Park advanced to the Class 6A state title game in 2012, losing its only game of the season in the championship...For the year, Taylor found the endzone a team-high 18 times with 14 touchdown receptions, two rushing touchdowns and one interception returned for a touchdown.

## TAYLOR'S CAREER

Year	Team	GP	GS	RECEIVING					RUSHING				
				No	Yds	Avg	Lg	TD	Att	Yds	Avg	Lg	TD
2017	TEN	16	4	16	231	14.4	53	1	8	43	5.4	17	0
2018	TEN	13	5	37	466	12.6	55	1	-	-	-	-	-
<b>NFL totals</b>		<b>29</b>	<b>9</b>	<b>53</b>	<b>697</b>	<b>13.2</b>	<b>55</b>	<b>2</b>	<b>8</b>	<b>43</b>	<b>5.4</b>	<b>17</b>	<b>0</b>

**SINGLE-GAME HIGHS & CAREER MILESTONES:** RECEIVING: Receptions: - 7 vs. PHI, 09/30/18. First NFL Reception: vs. OAK, 9/17/17, (4 yards, Mariota). RUSHING: Rushes: - 2, at JAX, 09/17/17. NFL Debut: vs. Oak., 09/10/17. First NFL Rush: at JAX, 09/17/17.

## TAYLOR'S GAME-BY-GAME

## 2018, TENNESSE

Date	Opp	GP	GS	No	Yds	Avg	Lg	TD
9/09 at	Mia-L	1	0	-	-	-	-	-
9/16	Hou-W	1	0	3	32	10.7	18T	1
9/23 at	JAX-W	1	0	4	30	7.5	9	0
9/30	Phi-W	1	1	7	77	11.0	19	0
10/07 at	Buf-L	1	0	3	30	10.0	19	0
10/14	Bal-L	1	0	1	13	13.0	13	0
10/21 at	LAC-L	1	0	1	8	8.0	8	0
11/05 at	Dal-W	1	0	2	24	12.0	16	0
11/11	NE-W	0	0	-	-	-	-	-
11/18 at	Ind-L	0	0	-	-	-	-	-
11/26 at	Hou-L	0	0	-	-	-	-	-
12/02	NYJ-W	1	0	3	104	34.7	55	0
12/06	JAX-W	1	1	6	59	9.8	13	0
12/16 at	NYG-W	1	1	2	17	8.5	14	0
12/22	Was-W	1	1	3	64	21.3	35	0
12/30	Ind-L	1	1	2	8	4.0	6	0
<b>2018 totals</b>		<b>13</b>	<b>5</b>	<b>37</b>	<b>466</b>	<b>12.6</b>	<b>55</b>	<b>1</b>

## 2017, TENNESSE

Date	Opp	GP	GS	No	Yds	Avg	Lg	TD
9/10	Oak-L	1	0	2	14	7.0	10	0
9/17 at	JAX-W	1	0	1	42	42.0	42	0
9/24	Sea-W	1	0	1	15	15.0	15	0
10/01 at	Hou-L	1	0	-	-	-	-	-
10/08 at	Mia-L	1	1	-	-	-	-	-
10/16	Ind-W	1	1	2	61	30.5	53T	0
10/22 at	Cle-W	1	0	3	45	15.0	23	0
11/05	Bal-W	1	0	1	-4	-4.0	-4	0
11/12	Cin-W	1	0	2	34	17.0	20	-
11/16 at	Pit-L	1	1	-	-	-	-	-
11/26 at	Ind-W	1	0	1	8	8.0	8	0
12/03	Hou-W	1	0	2	15	7.5	15	0
12/10 at	Ari-L	1	0	-	-	-	-	-
12/17 at	SF-L	1	1	-	-	-	-	-
12/24	LAR-L	1	0	1	5	5.0	5	0
12/31	JAX-W	1	1	2	9	4.5	5	0
<b>2017 totals</b>		<b>16</b>	<b>4</b>	<b>16</b>	<b>231</b>	<b>14.4</b>	<b>53</b>	<b>1</b>

# 67 JUSTIN MCCRAY



**SCHOOL** CENTRAL FLORIDA  
**BORN** 5/31/1992  
**ACQUIRED** TR. (GB) - '19  
**EXP** 3

**HEIGHT** 6-3  
**WEIGHT** 315  
**POSITION** G

**TRANSACTIONS** Signed by the Tennessee Titans as an undrafted free agent on May 12, 2014...Waived by the Titans on August 30, 2014...Signed to Titans practice squad on August 31, 2014...Waived by the Titans on August 30, 2015...Signed by the Green Bay Packers on March 29, 2017 after spending two season in the AFL...Traded to the Cleveland Browns for an undisclosed draft pick on August 31, 2019.

**2018** Played in 12 games with five starts at RG...Was inactive for three contests and dressed, but did not play, in one game.

**2017** Played in 13 games with eight starts (five at RT, two at LG, one at RG)...Three of Green Bay's top four rushing performances came in games that he started.

**COLLEGE** Played four years for the Knights of Central Florida from 2010-13. Was part of the 2010 UCF team that went 11-3 and a member of the 2014 Fiesta Bowl-winning Knights team that finished the season 12-1 and ranked No. 10 in the nation.

**PERSONAL** Native of Miami, Fla.

**HIGH SCHOOL** Attended Miami Southridge High School in Miami, Fla. from 2006-2010.

## MCCRAY'S CAREER

Year	Team	GP	GS
2018	Green Bay	12	5
2017	Green Bay	13	8
<b>NFL totals</b>		<b>25</b>	<b>13</b>

**ADDITIONAL STATISTICS:** First NFL start - at ATL (9/17/17). First NFL appearance - vs. SEA (9/10/17).

# 77 WYATT TELLER



**SCHOOL** VIRGINIA TECH  
**BORN** 11/21/1994  
**ACQUIRED** TR. (BUF) - '19  
**EXP** 2

**HEIGHT** 6-4  
**WEIGHT** 315  
**POSITION** G

**TRANSACTIONS** Drafted by the Buffalo Bills in the fifth round of the 2018 NFL Draft (166 overall)...Acquired by the Cleveland Browns in a trade on August 29, 2019 in exchange for the Cleveland fifth and sixth round picks in the 2020 NFL Draft along with a 2021 seventh round pick.

**2018** Played in eight games, starting in seven for the Bills.

**COLLEGE** Started 43 of 53 games while playing for Virginia Tech...Received 2017 First-Team All ACC honors...Was named a 2016 Honorable Mention All-ACC....Allowed just five pressures for the entire 2017-18 season with the Hokies...Originally a defensive end, switched to offensive tackle as a freshman before red-shirting for the 2013-14 season.

**PERSONAL** Native of Manassas, Virginia.

**HIGH SCHOOL** Ranked as the No. 35 defensive tackle in the country, the No. 60 player in his region and the No. 19 player in the state by ESPN Recruiting Nation ... A U.S. Army All-America Game selection ... The state's defensive player of the year for the Group AA level, as voted on by the VHSCA ... A first-team Group AA all-state selection by both the VHSCA and Virginia Preps ... Totaled over 120 total tackles, including 11 sacks, and forced four fumbles ... Earned Defensive Player of the Year honors in Region II and the Evergreen District ... Recorded 85 tackles, including 27 for a loss, 9.5 sacks and four forced fumbles his junior year ... Also had three interceptions and five blocked kicks his junior year.

## TELLER'S CAREER

Year	Team	GP	GS
2018	Arizona	8	7

**ADDITIONAL STATISTICS:** First NFL start - at NYJ (11/11/18). First NFL appearance - vs. CHI (11/04/18).



# 40 MALIK JEFFERSON

**SCHOOL** TEXAS  
**BORN** 11/15/1996  
**ACQUIRED** W. (CIN) - '19  
**EXP** R

**HEIGHT** 6-2  
**WEIGHT** 240  
**POSITION** LB

**TRANSACTIONS** Originally selected in the third round (78th overall) of the 2018 NFL Draft...Waived by the Bengals on August 31, 2019...Claimed off waivers by the Cleveland Browns on September 1, 2019.

**2018** Played in 12 games...Inactive Weeks 1 and 5...Finished third on the team with seven special teams tackles...Recorded five tackles.

**COLLEGE** A three-year linebacker who played in 33 games with 29 career starts before declaring for the NFL Draft...Named Big 12 Conference Co-Defensive Player of the Year in 2017...Named first team All-Big 12 in 2017...Second team All-American (Associated Press, Sporting News)...Named a 2017 Butkus Award semifinalist...Named second team All-Big 12 at linebacker by the Associated Press in 2016 ... named a semifinalist for the 2016 Butkus Award...Earned freshman All-America honors in 2015... Named honorable mention All-Big 12 and Big 12 Defensive Freshman of the Year as a freshman.

**PERSONAL** Native of Mesquite, TX.

**HIGH SCHOOL** Attended Mesquite Poteet High School...An All-America and two-time all-state honoree...Chosen as the 2014 High School Butkus Award winner as the nation's top high school linebacker...Tabbed first-team 5A All-State by the Texas Sports Writers Association, honorable mention by the Associated Press ...Picked Texas Defensive Player of the Year and to the All-USA Texas Team by USA Today.

## JEFFERSON'S CAREER

Year	Team	GP	GS	TACKLES					Sk	Yds	INTERCEPTIONS					FUMBLES		
				Tot	Solo	Asst					No	Yds	Lg	TD	PD	FF	FR	Yds
2018	Cincinnati	12	0	10	5	5			0.0	0.0	0	0	-	0	0	0	0	0

**SINGLE-GAME HIGHS & CAREER MILESTONES:** TACKLES: Total - 3, vs. NO, 11/11/18. Solo - 2, at KC, 10/21/18. NFL debut: vs. Bal., 9/13/18.

## JEFFERSON'S GAME-BY-GAME

## 2018, CINCINNATI

Date	Opp	GP	GS	Tot	So	Asts	Sk	Yd	Int	Yd	Lg	TD	PD	FF	FR
09/09	at Ind-W	0	0	0	-	-	-	-	-	-	-	-	-	-	-
09/13	Bal-W	1	0	0	-	-	-	-	-	-	-	-	-	-	-
09/23	at Car-W	1	0	0	-	-	-	-	-	-	-	-	-	-	-
9/30	at Atl-L	1	0	0	-	-	-	-	-	-	-	-	-	-	-
10/07	Mia-W	0	0	0	-	-	-	-	-	-	-	-	-	-	-
10/14	Pit-L	1	0	2	1	1	0.0	0	0	0	-	0	1	0	0
10/21	at KC-L	1	0	2	2	0	0.0	0	0	0	-	0	0	0	0
10/28	TB-L	1	0	0	-	-	-	-	-	-	-	-	-	-	-
11/11	NO-L	1	0	3	1	2	0.0	0	0	0	-	0	0	0	0
11/18	at Bal-L	1	0	2	1	1	0.0	0	0	0	-	0	0	0	0
11/25	Cle-L	1	0	0	-	-	-	-	-	-	-	-	-	-	-
12/02	Den-L	1	0	0	-	-	-	-	-	-	-	-	-	-	-
12/09	at LAC-L	1	0	0	-	-	-	-	-	-	-	-	-	-	-
12/16	OAK-W	1	0	1	0	1	0.0	0	0	0	-	0	0	0	0
2018 TOTALS		12	0	10	5	5	0.0	0.0	0	0	-	0	0	0	0



# 83 RICKY SEALS-JONES



**SCHOOL** TEXAS A&M  
**BORN** 3/15/1995  
**ACQUIRED** W. (ARI) - '19  
**EXP** 2

**HEIGHT** 6-5  
**WEIGHT** 243  
**POSITION** TE

**TRANSACTIONS** Signed by the Cardinals as an undrafted free agent on May 2, 2017...Waived by the Cardinals on September 2, 2017...Signed to the Cardinals practice squad on September 3, 2017...Promoted to Cardinals active roster on September 25, 2017...Waived by Arizona on August 31, 2019...Claimed off waivers by the Browns on September 1, 2019.

**2018** Played in a career-high 15 games, starting five...Recorded 34 receptions, 343 receiving yards and a touchdown.

**2017** Played in 10 games with one start...Inactive for four games...Tallied 12 receptions for 201 yards and three touchdowns.

**COLLEGE** Appeared in 39 games for the Aggies from 2013-2016...Caught 123 passes for 1,442 yards and 10 touchdown receptions.

**PERSONAL** Native of Sealy, TX.

**HIGH SCHOOL** Played QB and WR at Sealy High School in Sealy, Texas...Lined up at quarterback and recorded 114 carries for 1,245 yards and 15 TDs, along with 761 passing yards and 8 TDs to earn District 24-3A MVP honors in 2011.. Record 140 tackles, 10 interceptions and 8 sacks in his final two seasons.

## SEALS-JONES' CAREER

Year	Team	GP	GS	RECEIVING				TD	RUSHING				TD
				No	Yds	Avg	Lg		Att	Yds	Avg	Lg	
2017	ARI	10	1	12	201	16.8	29T	3	-	-	-	-	-
2018	ARI	15	5	34	343	10.1	40	1	-	-	-	-	-
<b>NFL totals</b>		<b>25</b>	<b>6</b>	<b>46</b>	<b>544</b>	<b>11.8</b>	<b>40</b>	<b>4</b>	-	-	-	-	-

**SINGLE-GAME HIGHS & CAREER MILESTONES:** RECEIVING: Receptions: - 5 AT Min., 10/14/18. First NFL Reception: at Hou., 11/19/17, (15 yards, B. Gabbert). NFL Debut: vs. Dal., 09/25/17. First NFL Start: at Was., 12/17/17.

## SEALS-JONES' GAME-BY-GAME

## 2017, ARIZONA

Date	Opp	GP	GS	No	Yds	Avg	Lg	TD
9/25	Dal-L	1	0	-	-	-	-	-
10/01	SF-W	1	0	-	-	-	-	-
10/08 at	Phi-L	1	0	-	-	-	-	-
10/15	TB-W	1	0	-	-	-	-	-
10/22 at	LAR-L	1	0	-	-	-	-	-
11/05 at	SF-W	1	0	-	-	-	-	-
11/09	Sea-L	1	0	-	-	-	-	-
11/19 at	Hou-L	1	0	3	54	18.0	28T	2
11/26	JAX-W	1	0	4	72	18.0	29T	1
12/03	LAR-L	1	0	2	44	22.0	27	0
12/10	Ten-W	1	0	1	20	20.0	20	0
12/17 at	Was-L	1	1	2	11	5.5	7	0
12/24	NYG-W	1	0	0	0	-	-	0
12/31 at	Sea-W	1	0	0	0	-	-	0
<b>2017 totals</b>		<b>10</b>	<b>1</b>	<b>12</b>	<b>201</b>	<b>16.8</b>	<b>29</b>	<b>3</b>

## 2018, ARIZONA

Date	Opp	GP	GS	No	Yds	Avg	Lg	TD
9/09	Was-L	1	1	3	19	6.3	7	0
9/16 at	LAR-L	1	1	4	17	4.3	8	1
9/23	Chi-L	1	1	1	35	35.0	35T	0
9/30	Sea-L	1	0	2	52	26.0	31	0
10/07 at	SF-W	1	0	0	0	-	-	0
10/14 at	Min-L	1	0	5	69	13.8	40	0
10/18	Den-L	1	1	2	12	6.0	7	0
10/28	SF-W	1	1	2	12	6.0	13	0
11/11 at	KC-L	1	0	5	51	10.2	21	0
11/18	Oak-L	1	0	1	5	5.0	5	0
11/25 at	LAC-L	1	0	1	5	5.0	5	0
12/02 at	GB-W	1	0	1	10	10.0	10	0
12/06	Det-L	1	1	3	31	10.3	12	0
12/16 at	Atl-L	1	1	3	22	7.3	9	0
12/23	LAR-L	1	1	1	3	3.0	3	0
12/30 at	Sea-L	0	0	-	-	-	-	0
<b>2018 totals</b>		<b>15</b>	<b>5</b>	<b>34</b>	<b>343</b>	<b>10.1</b>	<b>40</b>	<b>1</b>



# 12 KHADAREL HODGE

**SCHOOL** PRAIRE VIEW A&M  
**BORN** 1/3/1995  
**ACQUIRED** W. (LAR) - '19  
**EXP** 2

**HEIGHT** 6-2  
**WEIGHT** 205  
**POSITION** WR

**TRANSACTIONS** Signed by the Rams as an undrafted free agent on July 24, 2018...Waived by the Rams on September 1, 2018...Signed to the Rams practice squad on September 2, 2018...Promoted to Rams active roster on September 19, 2018...Waived by the Rams on August 31, 2019...Claimed off waivers by the Browns on September 1, 2019.

**2018** As a rookie, appeared in the final 14 games of the regular season and three postseason contests, including Super Bowl LIII...Tallied two receptions for 17 yards and added four tackles on special teams on the season.

**COLLEGE** Began his career as a quarterback at Alcorn State but left after the 2014 season, during which he redshirted...Transferred to Hinds Community College in 2015, where he transitioned to wide receiver...Transferred to Prairie View A&M in 2016...Played three seasons for the Panthers, catching 104 passes for 1,797 yards and 21 touchdowns. As a senior, Hodge had 48 receptions for 844 yards and 12 touchdowns and was named first team All-SWAC and Black College All-America.

**PERSONAL** Native of Mendenhall, Miss....First name is pronounced Ka-DARE-ul

**HIGH SCHOOL** Attended Mendenhall High School...Became the starting quarterback at Mendenhall during his sophomore season and threw for over 3,000 passing yards and ran for over 2,000 yards along with 68 total touchdowns during his junior and senior seasons...Named second team All-State his senior season.

## HODGE'S CAREER

Year	Team	GP	RECEIVING				RUSHING						
			GS	No	Yds	Avg	Lg	TD	Att	Yds	Avg	Lg	TD
2018	LAR	14	0	2	17	8.5	14	0	-	-	-	-	-

**SINGLE-GAME HIGHS & CAREER MILESTONES:** RECEIVING: First NFL Reception: at Sea., 10/7/18, (14 yards, J. Goff). NFL Debut: vs. LAC, 09/23/18.

## HODGE'S GAME-BY-GAME

### 2018, LOS ANGELES RAMS

Date	Opp	GP	GS	No	Yds	Avg	Lg	TD
9/23	LAC-W	1	0	-	-	-	-	0
9/27	Min-W	1	0	-	-	-	-	1
10/07 at	Sea-W	1	0	1	14	14.0	14	0
10/14 at	Den-W	1	0	-	-	-	-	0
10/21 at	SF-W	1	0	-	-	-	-	0
10/28	GB-W	1	0	-	-	-	-	0
11/04 at	NO-L	1	0	-	-	-	-	0
11/11	Sea-W	1	0	-	-	-	-	0
11/19	KC-W	1	0	1	3	3.0	3	0
12/02 at	Det-W	1	0	-	-	-	-	0
12/09 at	Chi-L	1	0	-	-	-	-	0
12/16	Phi-L	1	0	0	0	-	-	0
12/23 at	Ari-W	1	0	-	-	-	-	0
12/30	SF-W	1	0	-	-	-	-	0
<b>2018 totals</b>		<b>14</b>	<b>0</b>	<b>2</b>	<b>17</b>	<b>8.5</b>	<b>14</b>	<b>0</b>

2019 BROWNS W-L RECORD BREAKDOWN

	2019 Season				2018 Season			
	Overall	vs. AFCN	Home	Road	Overall	vs. AFCN	Home	Road
Overall	2-2	1-0	0-2	2-0	7-8-1	3-2-1	5-2-1	2-6
On grass	1-2	1-0	0-2	1-0	6-6-1	2-2-1	5-2-1	1-4
On artificial surfaces	1-0	0-0	0-0	1-0	1-2	1-0	0-0	1-2
When scoring first	2-1	1-0	0-1	2-0	3-3	1-1	2-0	1-3
When opponent scores first	0-1	0-0	0-1	0-0	4-5-1	2-1-1	3-2-1	1-3
In overtime	0-0	0-0	0-0	0-0	1-2-1	1-0-1	1-0-1	0-2
When leading after first quarter	2-1	1-0	0-1	2-0	2-1	1-1	1-0	1-1
When leading at halftime	2-1	1-0	0-1	2-0	4-2	3-0	3-0	1-2
When leading after third quarter	2-1	1-0	0-1	2-0	4-2	3-0	3-0	1-2
When trailing after first quarter	0-1	0-0	0-1	0-0	1-6	1-1	1-2	0-4
When trailing at halftime	0-1	0-0	0-1	0-0	1-6-1	0-2-1	1-2-1	0-4
When trailing after third quarter	0-1	0-0	0-1	0-0	2-6-1	0-2-1	1-2-1	1-4
When tied at halftime	0-0	0-0	0-0	0-0	2-0	0-0	1-0	1-0
On Sunday	1-2	1-0	0-2	1-0	5-8-1	3-2-1	4-2-1	1-6
On Monday	1-0	0-0	0-0	1-0	0-0	0-0	0-0	0-0
On Thursday	0-0	0-0	0-0	0-0	1-0	0-0	1-0	0-0
On Saturday	0-0	0-0	0-0	0-0	1-0	0-0	0-0	1-0
Day games (before 5 p.m.)	1-1	1-0	0-1	1-0	5-8-1	3-2-1	4-2-1	1-6
Night games (after 5 p.m.)	1-1	0-0	0-1	1-0	0-0	0-0	0-0	0-0
When CLE had 100-yard rusher	1-0	1-0	0-0	1-0	3-1	1-0	2-0	1-1
When CLE had 100-yard receiver	2-0	1-0	0-0	2-0	1-2-1	0-1-1	1-0-1	0-2
When CLE had 300-yard passer	2-0	1-0	0-0	1-0	1-2	1-1	1-0	0-2
When OPP had 100-yard rusher	0-0	0-0	0-0	0-0	0-4-1	0-2-1	0-0-1	0-4
When OPP had 100-yard receiver	0-2	0-0	0-2	0-0	1-3-1	0-0-1	1-1-1	0-2
When OPP had 300-yard passer	0-0	0-0	0-0	0-0	1-4-1	0-0-1	1-2-1	0-2

2019 REPLAYS AND CHALLENGES

(2018 Browns Challenges [3/4])

Browns Challenges (0/0)

Date	Opp.	Time	Initial Call	Decision
9/29	BAL	8:32	L. Jackson pass complete to C. Moore for 26 yards	Ruling on the field reversed, pass incomplete.

Opponent Challenges (0/0)

Date	Opp.	Time	Initial Call	Decision
9/22	LAR	9:43	Incomplete pass from J.Goff	Challenged play for possible defensive pass interference, play was upheld.

2019 STARTING LINEUPS AND INACTIVES

OFFENSIVE GAME-BY-GAME STARTERS

Game	Opp.	WR	LT	LG	C	RG	RT	TE	WR	QB	RB	TE
09/8	Ten	J. Landry	G.Robinson	J.Bitonio	J.Tretter	E.Kush	C.Hubbard	D.Njoku	O.Beckham	B.Mayfield	N.Chubb	R.Higgins (WR)
09/16	at NYJ	J. Landry	G.Robinson	J.Bitonio	J.Tretter	E.Kush	C.Hubbard	D.Ratley(WR)	O.Beckham	B.Mayfield	N.Chubb	T.Taylor (WR)
9/22	LAR	J. Landry	G.Robinson	J.Bitonio	J.Tretter	E.Kush	J.McCray	D.Harris	O.Beckham	B.Mayfield	N.Chubb	P.Brown
9/29	at BAL	J. Landry	G.Robinson	J.Bitonio	J.Tretter	E.Kush	C.Hubbard	P.Brown	O.Beckham	B.Mayfield	N.Chubb	D.Ratley(WR)
10/7	at SF											
10/13	SEA											
10/27	at NE											
11/3	at DEN											
11/10	BUF											
11/14	PIT											
11/24	MIA											
12/1	at PIT											
12/8	CIN											
12/15	at ARI											
12/22	BAL											
12/29	at CIN											

DEFENSIVE GAME-BY-GAME STARTERS

Game	Opp.	DE	DT	DT	DE	WILL	MIKE	CB	CB	S	S	DB
9/8	Ten	M.Garrett	L.Ogunjobi	S.Richardson	O.Vernon	C.Kirksey	J.Schobert	D.Ward	G.Williams	D.Randall	M.Burnett	J.Whitehead
9/16	at NYJ	M.Garrett	L.Ogunjobi	S.Richardson	O.Vernon	C.Kirksey	J.Schobert	D.Ward	G.Williams	E.Murray	M.Burnett	J.Whitehead
9/22	LAR	M.Garrett	L.Ogunjobi	S.Richardson	O.Vernon	M.Wilson	J.Schobert	T.Carrie	T.Mitchell	E.Murray	J.Whitehead	J.Burris
9/29	at BAL	M.Garrett	L.Ogunjobi	S.Richardson	O.Vernon	M.Wilson	J.Schobert	T.Carrie	T.Mitchell	D.Randall	J.Whitehead	E.Murray
10/7	at SF											
10/13	SEA											
10/27	at NE											
11/3	at DEN											
11/10	BUF											
11/14	PIT											
11/24	MIA											
12/1	at PIT											
12/8	CIN											
12/15	at ARI											
12/22	BAL											
12/29	at CIN											

GAME-BY-GAME INACTIVES

Game	Opp.							
9/8	Ten	G.Gilbert	T.Taylor	S.Takitaki	G.Avery	A.Corbett	W.Teller	R.Seals-Jones
9/16	at NYJ	D.Randall	D.Hilliard	G.Avery	A.Taylor	A.Corbett	K.Lamm	R.Higgins
9/22	LA	D.Ward	D.Randall	G.Williams	M.Burnett	K.Lamm	C.Hubbard	R.Higgins
9/29	at BAL	D.Ward	G.Williams	S.Redwine	M.Burnett	G.Avery	K.Lamm	R.Higgins
10/7	at SF							
10/13	SEA							
10/27	at NE							
11/3	at DEN							
11/10	BUF							
11/14	PIT							
11/24	MIA							
12/1	at PIT							
12/8	CIN							
12/15	at ARI							
12/22	BAL							
12/29	at CIN							



## 2019 DEFENSIVE GAME-BY-GAME STATS

## INTERCEPTIONS

Game	Opp.	No.	Yards	LG	TD	Players
9/8	TEN	0	0	0	0	0
9/16	at NYJ	0	0	0	0	0
9/22	LAR	2	15	15	0	J.Burris, T.J. Carrie
9/29	at BAL	2	0	0	0	J.Whitehead, D. Lawrence
10/7	at SF					
10/13	SEA					
10/27	at NE					
11/3	at DEN					
11/10	BUF					
11/14	PIT					
11/24	MIA					
12/1	at PIT					
12/8	CIN					
12/15	at ARI					
12/22	BAL					
12/29	at CIN					
<b>Totals</b>	<b>4 games</b>	<b>4</b>	<b>15</b>	<b>15</b>	<b>0</b>	

## FUMBLES

		FUMBLES FORCED		FUMBLES RECOVERED	
Game	Opp.	No.	Players	No.	Players
9/8	TEN	0	None	0	None
9/16	at NYJ	1	J.Schobert	1	T.Carrie
9/22	LAR	1	M.Garrett	1	J.Schobert
9/29	at BAL	1	J.Whitehead	1	C.Thomas
10/7	at SF				
10/13	SEA				
10/27	at NE				
11/3	at DEN				
11/10	BUF				
11/14	PIT				
11/24	MIA				
12/1	at PIT				
12/8	CIN				
12/15	at ARI				
12/22	BAL				
12/29	at CIN				
<b>Totals</b>	<b>4 games</b>	<b>3</b>		<b>3</b>	

## QUARTERBACK SACKS

Game	Opp.	No.	Yards	Players
9/8	TEN	4	32	M.Burnett (1.0), M.Garrett (2.0), L.Ogunjobi (1.0)
9/16	at NYJ	4	32	M.Garrett (3.0), M.Burnett (1.0)
9/22	LAR	2	14	L.Ogunjobi (1.0), M.Garrett (1.0)
9/29	at BAL	4	25	J.Schobert (1.0), S.Richardson (1.0), D.Randall (1.0), O.Vernon (1.0)
10/7	at SF			
10/13	SEA			
10/27	at NE			
11/3	at DEN			
11/10	BUF			
11/14	PIT			
11/24	MIA			
12/1	at PIT			
12/8	CIN			
12/15	at ARI			
12/22	BAL			
12/29	at CIN			
<b>Totals</b>	<b>4 games</b>	<b>14</b>	<b>103</b>	

## 2019 CLEVELAND BROWNS INDIVIDUAL BESTS

## BROWNS

LONGEST RUN FROM SCRIMMAGE:	88, N.Chubb, at BAL (9/29)
LONGEST TOUCHDOWN RUN:	88, N.Chubb, at BAL (9/29)
LONGEST PASS COMPLETION:	89, O.Beckham Jr., at NYJ (9/16)
LONGEST TOUCHDOWN PASS:	89, O.Beckham Jr., at NYJ (9/16)
LONGEST PUNT RETURN:	18T, D.Hilliard, TEN (9/8), J.Landry, at NYJ (9/16)
LONGEST KICKOFF RETURN:	32, D.Hilliard, TEN (9/8)
MOST INTERCEPTIONS:	1T, T.Carrie (9/22), J.Burris (9/22)
LONGEST INTERCEPTION RETURN:	15, J.Burris (9/22)
LONGEST PUNT:	55, J.Gillan, LAR (9/22)
LONGEST FIELD GOAL:	48, A.Seibert, at NYJ (9/16)
MOST RUSHING ATTEMPTS:	23, N.Chubb, LAR (9/22)
MOST RUSHING YARDS:	165, N.Chubb, at BAL (9/29)
MOST PASS ATTEMPTS:	38, B.Mayfield, TEN (9/8)
MOST PASS COMPLETIONS:	25, B.Mayfield, TEN (9/8)
MOST YARDS PASSING:	342, B.Mayfield, at BAL (9/29)
MOST RECEPTIONS:	8, J.Landry, at BAL (9/29)
MOST YARDS RECEIVING:	167, J.Landry, at BAL (9/29)
MOST INTERCEPTIONS THROWN:	3, B.Mayfield, TEN (9/8)
MOST RUSHING TOUCHDOWNS:	1T, D.Hilliard TEN (9/8), N.Chubb, at NYJ (9/16)
MOST TOUCHDOWN PASSES:	3, B.Mayfield, at BAL (9/29)
MOST TOUCHDOWN RECEPTIONS:	1T, D.Njoku, TEN (9/8), O.Beckham Jr., at NYJ (9/16) D.Harris, LAR (9/22), R.Seals-Jones, at BAL (9/29)
MOST QB SACKS:	3, M.Garrett, at NYJ (9/16)

## OPPONENTS

LONGEST RUN FROM SCRIMMAGE:	29, L.Jackson at BAL (9/29)
LONGEST TOUCHDOWN RUN:	1, D.Henry, TEN (9/8)
LONGEST PASS COMPLETION:	51, A.Brown, TEN (9/8)
LONGEST TOUCHDOWN PASS:	75, D.Henry, TEN (9/8)
LONGEST PUNT RETURN:	14, C.Jones at BAL (9/29)
LONGEST KICKOFF RETURN:	26, C.Moore, at BAL (9/29)
MOST INTERCEPTIONS:	1T, M.Butler, K.Byard, L.Ryan, TEN (9/8), D.Robert at NYJ (9/16), J.Johnson LAR (9/22) M.Canaday, at BAL (9/29)
LONGEST INTERCEPTION RETURN:	38, M.Butler, TEN (9/8)
LONGEST PUNT:	70, B.Kern, TEN (9/8)
LONGEST FIELD GOAL:	53T, C.Santos, TEN (9/8), G.Zeurlein, LAR (9/22)
MOST RUSHING ATTEMPTS:	21, L.Bell, at NYJ (9/16)
MOST RUSHING YARDS:	84, D.Henry, TEN (9/8)
MOST PASS ATTEMPTS:	38, J.Goff, LAR (9/22)
MOST PASS COMPLETIONS:	24T, J.Goff, LAR (9/22) L.Jackson, at BAL (9/29)
MOST YARDS PASSING:	269, J.Goff, LAR (9/22)
MOST RECEPTIONS:	11, C.Kupp, LAR (9/22)
MOST YARDS RECEIVING:	102, C.Kupp, LAR (9/22)
MOST INTERCEPTIONS THROWN:	2T, J.Goff, LAR (9/22) L.Jackson, at BAL (9/29)
MOST RUSHING TOUCHDOWNS:	1, D.Henry, TEN (9/8)
MOST TOUCHDOWN PASSES:	3T, M.Mariota, TEN (9/8) L.Jackson, at BAL (9/29)
MOST TOUCHDOWN RECEPTIONS:	2T, De.Walker, TEN (9/8), C.Kupp, LAR (9/22)
MOST QB SACKS:	2.5, C.Wake, TEN (9/8)

# SUPPLEMENTAL STATS

## 2019 BROWNS TEAM SCORING

Game	Opp.	BROWNS						OPPONENTS					
		1ST	2ND	3RD	4TH	OT	TOTAL	1ST	2ND	3RD	4TH	OT	TOTAL
9/8	TEN	6	0	7	0	0	13	3	9	10	21	0	43
9/16	at NYJ	6	10	7	0	0	23	0	3	0	0	0	3
9/22	LAR	0	6	7	0	0	13	3	0	7	10	0	20
9/29	at BAL	7	3	14	7	0	28	0	7	3	8	0	40
Totals	4 games	18	19	35	0	0	49	6	19	20	31	0	106

## 2019 TURNOVER TABLE

Game	Opp.	TAKEAWAYS				GIVEAWAYS				Difference	Result
		Fumbles	INTs	Total	Pts Off	Fumbles	INT	Total	Pts Off		
9/8	TEN	0	0	0	0	0	3	3	16	-3	L, 43-13
9/16	at NYJ	1	0	1	0	0	1	1	0	0	W, 23-3
9/22	LAR	1	2	3	3	0	1	1	0	+2	L, 13-20
9/29	at BAL	1	2	3	14	0	1	1	7	+2	W, 40-25
Totals	4 games	3	4	7	17	0	5	5	23	+1	

## 2019 BROWNS SCORING DRIVES

## SEPT. 8 VS. TENNESSEE TITANS

Team	Qtr.	Time	Scoring Play	TEN	CLE
Browns	1	10:11	D.Hilliard 4 yd. run (kick failed, wr)	0	6
Titans	1	6:32	C.Santos 37 yd. Field Goal (7-73, 3:39)	3	6
Titans	2	9:39	D.Henry 1 yd. run (C.Santos kick) (11-87, 5:10)	10	6
Titans	2	1:42	B.Mayfield sacked in the end zone by C.Wake for a Safety	12	6
Titans	3	11:53	C.Santos 53 yd. Field Goal (5-44, 3:07)	15	6
Browns	3	2:10	D.Njoku 3 yd. pass from B. Mayfield (A. Seibert kick) (6-61, 3:42)	15	6
Titans	3	1:57	D.Henry 75 yd. pass from M.Mariota (C.Santos kick) (1-75, 0:13)	22	13
Titans	4	12:32	De.Walker 11 yd. pass from M.Mariota (C.Santos kick) (4-35, 1:39)	29	13
Titans	4	9:03	De.Walker 7 yd. pass from M.Mariota (C.Santos kick) (4-34, 2:14)	36	13
Titans	4	3:02	M.Butler 38 yd. interception return (C.Santos kick)	43	13

## SEPT. 16 AT NEW YORK JETS

Team	Qtr.	Time	Scoring Play	CLE	NYJ
Browns	1	10:27	A.Seibert 23 yd. Field Goal (11-76, 4:33)	3	0
Browns	1	6:15	A.Seibert 48 yd. Field Goal (6-22, 2:32)	6	0
Browns	2	10:16	N.Chubb 19 yd. run (A.Seibert kick) (5-53, 3:07)	13	0
Jets	2	2:56	S.Ficken 46 yd. Field Goal (11-47, 7:20)	13	3
Browns	2	0:00	A.Seibert 43 yd. Field Goal (5-15, 0:35)	16	3
Browns	3	3:32	O.Beckham 89 yd. pass from B.Mayfield (A.Seibert kick) (1-89, 0:11)	23	3

## SEPT. 22 VS LOS ANGELES RAMS

Team	Qtr.	Time	Scoring Play	CLE	LAR
Rams	1	4:06	G.Zuerlein 53 yd. Field Goal (11-51, 4:58)	0	3
Browns	2	6:15	A.Seibert 23 yd. Field Goal (13-70, 7:25)	3	3
Browns	2	0:00	A.Seibert 35 yd. Field Goal (4-0, 0:18)	6	3
Rams	3	10:40	C.Kupp 11 yd. pass from J.Goff (G.Zuerlein kick) (10-75, 4:20)	6	10
Browns	3	4:37	D.Harris 2 yd. pass from B.Mayfield (A.Seibert kick) (11-75, 6:03)	13	10
Rams	4	12:48	C.Kupp 6 yd. pass from J.Goff (G.Zuerlein kick) (8-72, 4:12)	13	17
Rams	4	6:37	G.Zuerlein 37 yd. Field Goal (9-43, 2:37)	13	20

## SEPT. 29 VS BALTIMORE RAVENS

Team	Qtr.	Time	Scoring Play	CLE	BAL
Browns	1	2:50	R.Seals-Jones 9 yd. pass from B.Mayfield (A.Seibert kick) (13-84, 8:31)	7	0
Ravens	2	1:55	M.Boykin 9 yd. pass from L.Jackson (J.Tucker kick) (7-58, 3:40)	7	7
Browns	2	0:08	A.Seibert 24 yd. Field Goal (10-81, 1:47)	10	7
Ravens	3	11:15	J.Tucker 41 yd. Field Goal (8-62, 3:45)	10	10
Browns	3	9:41	N.Chubb 14 yd. run (A.Seibert kick) (3-75, 1:34)	17	10
Browns	3	0:53	N.Chubb 2 yd. run (A.Seibert kick) (8-74, 5:18)	24	10
Ravens	4	9:51	M.Andrews 8 yd. pass from L.Jackson (M.Ingram run) (14-75, 6:02)	24	18
Browns	4	9:35	N.Chubb 88 yd. run (pass failed) (1-83, 0:16)	30	18
Browns	4	6:56	A.Seibert 43 yd. Field Goal (4-6, 1:19)	33	18
Browns	4	2:14	D.Hilliard 1 yd. run (A.Seibert kick) (6-39, 3:07)	40	18
Ravens	4	0:30	W.Snead 50 yd. pass from L.Jackson (J.Tucker kick) (5-79, 1:44)	40	25

2019 BALL POSSESSION AND DRIVE CHART

CLEVELAND BROWNS VS. TENNESSEE TITANS (9/8/19)

TITANS(29:18)					BROWNS (30:42)				
AVERAGE DRIVE START TEN 34					AVERAGE DRIVE START CLE 17				
	Plays	Yards	Time	End		Plays	Yards	Time	End
1.	7	73	6:32	Field Goal	1.	8	73	10:11	Touchdown
2.	3	2	2:17	Punt	2.	4	-5	3:29	Punt
3.	11	87	9:39	Touchdown	3.	5	28	14:49	Punt
4.	7	29	5:03	Punt	4.	3	9	8:27	Punt
5.	3	-1	1:47	Punt	5.	3	-3	3:30	Punt
6.	4	11	0:57	Punt	6.	1	-3	1:42	Safety
7.	5	44	11:53	Field Goal	7.	6	32	0:00	End of Half
8.	3	1	5:52	Punt	8.	5	30	8:23	Punt
9.	1	75	1:57	Touchdown	9.	6	61	2:10	Touchdown
10.	4	35	12:32	Touchdown	10.	6	20	14:11	Interception
11.	4	34	9:03	Touchdown	11.	3	6	11:17	Interception
12.	4	-14	3:11	Punt	12.	8	24	5:36	Downs
13.	2	-2	0:00	End of Game	13.	1	0	3:02	Interceptions
					14.	4	9	1:16	Downs

CLEVELAND BROWNS AT NEW YORK JETS (9/16/19)

BROWNS (29:41)					JETS (30:19)				
AVERAGE DRIVE START CLE 34					AVERAGE DRIVE START NYJ 18				
	Plays	Yards	Time	End		Plays	Yards	Time	End
1.	11	76	4:33	Field Goal	1.	3	-2	1:40	Punt
2.	6	22	2:17	Field Goal	2.	3	4	0:57	Punt
3.	5	18	9:39	Punt	3.	6	0	4:15	Punt
4.	5	53	5:03	Touchdown	4.	11	47	7:20	Field Goal
5.	6	25	1:47	Punt	5.	3	-3	0:22	Punt
6.	5	15	0:57	Field Goal	6.	3	0	2:11	Punt
7.	3	6	11:53	Punt	7.	3	4	2:00	Punt
8.	3	1	5:52	Punt	8.	8	60	3:27	Downs
9.	1	89	1:57	Touchdown	9.	3	8	1:25	Punt
10.	3	8	12:32	Punt	10.	6	45	2:46	Downs
11.	5	23	9:03	Interception	11.	5	57	2:51	Fumble
12.	9	49	5:54	Punt	12.	6	58	1:05	End of Game

2019 BALL POSSESSION AND DRIVE CHART

CLEVELAND BROWNS VS. LOS ANGELES RAMS (9/22/19)

RAMS (28:23)					BROWNS (31:37)				
AVERAGE DRIVE START LA 26					AVERAGE DRIVE START CLE 33				
	Plays	Yards	Time	End		Plays	Yards	Time	End
1.	3	6	1:34	Punt	1.	4	2	3:04	Punt
2.	11	51	4:58	Field Goal	2.	3	7	1:18	Punt
3.	6	31	2:14	Punt	3.	13	70	7:25	Field Goal
4.	7	32	3:34	Missed FG	4.	3	6	1:45	Punt
5.	6	19	1:44	Fumble	5.	4	21	2:06	Punt
6.	10	75	4:20	Touchdown	6.	4	0	0:18	Field Goal
7.	3	15	1:06	Interception	7.	11	75	6:03	Touchdown
8.	8	72	4:12	Touchdown	8.	3	2	1:31	Punt
9.	9	43	2:37	Field Goal	9.	7	37	3:34	Downs
10.	3	7	1:37	Interception	10.	3	-8	2:14	Punt
11.	1	-1	0:27	End of Game	11.	10	53	2:19	Interception

CLEVELAND BROWNS VS. BALTIMORE RAVENS (9/29/19)

BROWNS (30:17)					RAVENS (29:43)				
AVERAGE DRIVE START CLE 26					AVERAGE DRIVE START BAL 28				
	Plays	Yards	Time	End		Plays	Yards	Time	End
1.	3	-1	1:28	Punt	1.	3	2	2:11	Punt
2.	13	84	8:31	Touchdown	2.	7	26	2:57	Punt
3.	5	22	3:21	Punt	3.	6	14	3:13	Punt
4.	6	43	2:44	Interception	4.	7	58	3:40	Touchdown
5.	10	81	1:47	Field Goal	5.	1	-1	0:08	End of Half
6.	3	75	1:34	Touchdown	6.	8	62	3:45	Field Goal
7.	8	74	5:18	Touchdown	7.	7	49	3:30	Fumble
8.	1	83	0:16	Touchdown	8.	14	75	6:02	Touchdown
9.	4	6	1:19	Field Goal	9.	4	7	1:20	Downs
10.	3	0	0:22	Punt	10.	4	21	1:04	Interception
11.	6	39	3:07	Touchdown	11.	2	0	0:09	Interception
12.	1	-1	0:30	End of Game	12.	5	79	1:44	Touchdown



2019 RED ZONE EFFICIENCY

	BROWNS	OPPONENTS
Number of trips into opponent's red zone .....	14	11
Total scores .....	13	8
Touchdowns .....	8	7
Field goals/attempts .....	5/5	4/4
Touchdown percentage .....	57.1	63.6
Scoring percentage .....	92.9	72.7
Turnovers .....	1	1
Downs .....	0	1
Missed field goals .....	0	0
Time expired .....	0	0
Ended without trying to score .....	0	0
Scores from outside the red zone .....	4	5
Touchdowns .....	2	1
Field goals .....	2	3
Safeties .....	0	1

LONGEST DRIVES

GAME-BY-GAME - LONGEST DRIVES - PLAYS

		BROWNS			OPPONENTS		
Game		#Plays	Net Yards/Time	Drive Result	#Plays	Net Yards/Time	Drive Result
9/8	TEN	8	73/10:11	Touchdown	11	87/9:39	Touchdown
9/16	NYJ	11	76/10:27	Field Goal	11	42/2:56	Field Goal
9/22	LAR	13	70/7:25	Field Goal	11	51/4:48	Field Goal
9/29	BAL	13	84/8:31	Touchdown	14	75/6:02	Touchdown
10/7	SF						
10/13	SEA						
10/27	NE						
11/3	DEN						
11/10	BUF						
11/14	PIT						
11/24	MIA						
12/1	PIT						
12/8	CIN						
12/15	ARI						
12/22	BAL						
12/29	CIN						

GAME-BY-GAME - LONGEST DRIVES - NET YARDS

		BROWNS			OPPONENTS		
Game		#Plays	Net Yards/Time	Drive Result	#Plays	Net Yards/Time	Drive Result
9/8	TEN	8	73/10:11	Touchdown	11	87/9:39	Touchdown
9/16	NJY	89	1/0:11	Touchdown	8	60/3:43	Downs
9/22	LAR	11	75/6:03	Touchdown	10	75/4:20	Touchdown
9/29	BAL	13	84/8:31	Touchdown	5	79/1:44	Touchdown
10/7	SF						
10/13	SEA						
10/27	NE						
11/3	DEN						
11/10	BUF						
11/14	PIT						
11/24	MIA						
12/1	PIT						
12/8	CIN						
12/15	ARI						
12/22	BAL						
12/29	CIN						

2019 LONGEST PLAYS

LONGEST PLAYS FROM SCRIMMAGE

BROWNS			OPPONENTS		
Yards	Opponent	Play	Yards	Opponent	Play
89	9/16 at NYJ	O.Beckham Jr. TD reception	75	9/8 vs. TEN	D.Henry TD reception
88	9/29 at BAL	N.Chubb rush	51	9/8 vs. TEN	A.Brown reception
65	9/29 at BAL	J.Landry reception	50	9/29 at BAL	W.Snead TD reception
59	9/29 at BAL	R.Seals-Jones reception	47	9/8 vs. TEN	A.Brown reception
35	9/8 vs. TEN	R.Higgins reception	36	9/16 at NYJ	Ro.Anderson reception
34	9/8 vs. TEN	J.Landry reception	30	9/16 at NYJ	J.Crowder reception
33	9/16 at NYJ	O.Beckham Jr. reception	29	9/29 at BAL	L.Jackson rush
30	9/22 vs. LAR	N.Chubb reception	29	9/29 at BAL	H.Hurst reception
29	9/29 at BAL	J.Landry reception	25	9/8 vs. TEN	De.Walker reception
29	9/16 at NYJ	D.Ratley reception	23	9/22 vs. LAR	B.Cooks reception
27	9/16 at NYJ	D.Johnson reception	22	9/22 vs. LAR	C.Kupp reception
27	9/22 vs. LAR	J.Landry reception	21	9/22 vs. LAR	C.Kupp reception
25	9/22 vs. LAR	J.Landry reception	20	9/16 at NYJ	Ro.Anderson reception
25	9/16 at NYJ	J.Landry reception			
24	9/8 vs. TEN	O.Beckham Jr. reception			
23	9/8 vs. TEN	J.Landry reception			
21	9/16 at NYJ	O.Beckham Jr. reception			
21	9/16 at NYJ	D.Ratley reception			

No. of 20-plus yard plays: 13 (1 rush, 12 pass)  
No. of 40-plus yard plays: 3 (4 rush, 4 pass)

No. of 20-plus yard plays: 18 (1 rush, 17 pass)  
No. of 40-plus yard plays: 4 (1 rush, 3 pass)

LONGEST KICK/PUNT RETURNS

BROWNS				OPPONENTS			
Type	Yards	Opponent	Returner	Type	Yards	Opponent	Returner
KR	32	9/8 vs. TEN	D.Hilliard	KR	23	9/8 vs. TEN	A.Jackson
KR	23	9/16 at NYJ	T.Taylor	KR	20	9/16 at NYJ	T.Cannon
KR	23	9/8 vs. TEN	D.Johnson				
KR	26	9/29 at BAL	C.Moore				
KR	20	9/29 at BAL	J.Hill				

No. of 20-plus yard returns: 2 (2 kickoff, 0 punt)  
No. of 40-plus yard returns: 0 (0 kickoff, 0 punt)

No. of 20-plus yard returns: 3 (3 kickoff, 0 punt)  
No. of 40-plus yard returns: 0 (0 kickoff, 0 punt)

