



SUNDAY, SEP. 8, 2019 • LINCOLN FINANCIAL FIELD

PHILADELPHIA EAGLES
GAME NOTES

PRESENTED BY

Miller
Lite

PHILADELPHIA EAGLES GAME NOTES



WASHINGTON REDSKINS (0-0)

Head Coach: **Jay Gruden** (6th Year)
Division: NFC East



PHILADELPHIA EAGLES (0-0)

Head Coach: **Doug Pederson** (4th Year)
Division: NFC East

SUNDAY, SEP. 8, 2019 • 1:00 PM (FOX) • LINCOLN FINANCIAL FIELD

- Philadelphia has won 4 consecutive games vs. Washington dating back to the 2017 season, which marks the Eagles' longest winning streak against the Redskins since 12/16/01-12/12/04 (7 games). Philadelphia defeated Washington, 24-0, in the last matchup between the two clubs in Week 17 of the 2018 season (12/30/18 at FedExField).
- The Eagles have produced a 9-7 record vs. the Redskins at Lincoln Financial Field (since 2003), including wins in back-to-back series games at the venue.

BROADCAST INFORMATION

TELEVISION (FOX)

Kevin Burkhardt (play-by-play)
Charles Davis (analyst) • **Pam Oliver** (sideline)



EAGLES RADIO (94 WIP)

Merrill Reese (play-by-play)
Mike Quick (analyst) • **Howard Eskin** (sideline)



EAGLES SPANISH RADIO (WTTM 1680 AM)

Rickie Ricardo (play-by-play)
Bill Kulik (analyst)

PRESEASON

| PRESEASON 1 | PRESEASON 2 | PRESEASON 3 | PRESEASON 4 |
|--|---|---|---|
| THU • AUG 8 7:30 PM LINCOLN FINANCIAL FIELD L, 10-27 | THU • AUG 15 7:00 PM TIAA BANK FIELD W, 24-10 | THU • AUG 22 7:30 PM LINCOLN FINANCIAL FIELD L, 15-26 | THU • AUG 29 7:00 PM METLIFE STADIUM L, 0-6 |
| WEEK 5 | WEEK 6 | WEEK 7 | WEEK 8 |
| SUN • OCT 6 1:00 PM LINCOLN FINANCIAL FIELD ©CBS | SUN • OCT 13 1:00 PM U.S. BANK STADIUM FOX | SUN • OCT 20 8:20 PM AT&T STADIUM NBC | SUN • OCT 27 1:00 PM NEW ERA FIELD FOX |
| WEEK 14 | WEEK 15 | WEEK 16 | WEEK 17 |
| MON • DEC 9 8:15 PM LINCOLN FINANCIAL FIELD ESPN | SUN • DEC 15 1:00 PM FEDEXFIELD FOX | SUN • DEC 22 4:25 PM LINCOLN FINANCIAL FIELD FOX | SUN • DEC 29 1:00 PM METLIFE STADIUM FOX |

2018 REGULAR-SEASON RANKINGS

| OFFENSE | | | | |
|---------------------|----------|----|--------|----|
| | REDSKINS | | EAGLES | |
| Category | Stats | Rk | Stats | Rk |
| Total Offense | 299.7 | 28 | 365.3 | 14 |
| Rush Offense | 110.9 | 17 | 98.1 | 28 |
| Pass Offense | 188.8 | 28 | 267.2 | 7 |
| Points Per Game | 17.6 | 29 | 22.9 | 18 |
| 3rd-Down Off. % | 36.4 | 24 | 41.0 | 12 |
| 4th-Down Off. % | 55.6 | 17 | 60.9 | 10 |
| Red Zone Off. (TD%) | 52.5 | 25 | 57.9 | 17 |
| DEFENSE | | | | |
| | REDSKINS | | EAGLES | |
| Category | Stats | Rk | Stats | Rk |
| Total Defense | 353.4 | 17 | 366.2 | 23 |
| Rush Defense | 116.3 | 17 | 96.9 | 7 |
| Pass Defense | 237.1 | 15 | 269.3 | 30 |
| Points Per Game | 22.4 | 15 | 21.8 | 12 |
| 3rd-Down Def. % | 43.9 | 29 | 35.3 | 6 |
| 4th-Down Def. % | 38.5 | 3 | 57.9 | 19 |
| Red Zone Def. (TD%) | 51.9 | 9 | 44.6 | 1 |
| TEAM | | | | |
| | REDSKINS | | EAGLES | |
| Category | Stats | Rk | Stats | Rk |
| Turnover Diff. | [+7] | 8t | [-6] | 25 |
| Penalties/Game | 7.2 | 25 | 6.3 | 9 |
| Penalty Yards/Game | 63.0 | 29 | 53.3 | 8t |

REGULAR SEASON

| WEEK 1 | WEEK 2 | WEEK 3 | WEEK 4 |
|---|---|--|--|
| SUN • SEP 8 1:00 PM LINCOLN FINANCIAL FIELD FOX | SUN • SEP 15 8:20 PM MERCEDES-BENZ STADIUM NBC | SUN • SEP 22 1:00 PM LINCOLN FINANCIAL FIELD FOX | THU • SEP 26 8:20 PM LAMBEAU FIELD FOX NETWORK |
| WEEK 9 | WEEK 11 | WEEK 12 | WEEK 13 |
| SUN • NOV 3 1:00 PM LINCOLN FINANCIAL FIELD FOX | SUN • NOV 17 4:25 PM LINCOLN FINANCIAL FIELD ©CBS | SUN • NOV 24 8:20 PM LINCOLN FINANCIAL FIELD NBC | SUN • DEC 1 1:00 PM HARD ROCK STADIUM FOX |

[f /PhiladelphiaEagles](#) [t @Eagles](#) [i @philadelphiaeagles](#) [l @eagles](#)

FLY EAGLES FLY

www.philadelphiaeagles.com

Lincoln Financial Field

HOME

AWAY

WILD CARD JAN 4-5 • DIVISIONAL JAN 11-12 • CHAMPIONSHIP JAN 19 • PRO BOWL JAN 26 • SUPER BOWL LIV FEB 2



2018 NFC EAST STANDINGS

| Team | W-L | W% | PF | PA | Home | Away | Conf | Div |
|---------------|------------|-------------|------------|------------|------------|------------|------------|------------|
| Cowboys | 10-6 | .625 | 339 | 324 | 7-1 | 3-5 | 9-3 | 5-1 |
| Eagles | 9-7 | .563 | 367 | 348 | 5-3 | 4-4 | 6-6 | 4-2 |
| Redskins | 7-9 | .438 | 281 | 359 | 3-5 | 4-4 | 6-6 | 2-4 |
| Giants | 5-11 | .313 | 369 | 412 | 2-6 | 3-5 | 4-8 | 1-5 |

FIRST IMPRESSIONS

- This is the first time Philadelphia has opened consecutive seasons at home since 2003-04, which marked the team's first two seasons at Lincoln Financial Field.
- The Eagles are one of only seven NFL teams to win each of their last 3 seasons openers (since 2016), joining Baltimore, Denver, Green Bay, Kansas City, Minnesota and Tampa Bay. **Doug Pederson** is aiming to join **Greasy Neale** (1942-47, 6) as the only head coaches in franchise history to win 4 straight season-opening contests.
- Philadelphia has won 7 of its last 8 season openers (tied with Denver for the most such wins in the NFL since 2011), as well as 9 of their last 11 (tied with Denver and New England for the most such wins in the NFL since 2008).

MOST OPENING DAY WINS (NFL Teams Since 2008)

| Rk. | Team | W-L | W% |
|------------|----------------------------|------------|-------------|
| 1t. | Philadelphia Eagles | 9-2 | .818 |
| | Denver Broncos | 9-2 | .818 |
| | New England Patriots | 9-2 | .818 |
| 4t. | Several teams tied | 8-3 | .727 |

HOME, SWEET HOME

- Including playoffs, Philadelphia has recorded the 2nd-best home winning percentage (.769, 20-6) in the NFL since 2016, trailing only New England (.862, 25-4).
- The Eagles have won 7 of their last 10 contests at Lincoln Financial Field (including playoffs), in addition to 16 of their last 20 home games overall.
- Philadelphia has allowed the fewest points per game (15.8) at home in the NFL since 2016 (including playoffs). That's the best three-year span by the Eagles defense since Lincoln Financial Field opened in 2003.

FEWEST POINTS PER GAME ALLOWED AT HOME (NFL Teams Since 2016 - Including Playoffs)

| Rk. | Team | PPG |
|-----------|----------------------------|-------------|
| 1. | Philadelphia Eagles | 15.8 |
| 2t. | Baltimore Ravens | 17.0 |
| | Minnesota Vikings | 17.0 |

- The Eagles have won each of their last 3 home openers, which is currently tied for the 2nd-longest streak in team history, trailing only 1945-49 (5). **Doug Pederson** can tie **Joe Kuharich** (4, 1964-67) as the only Eagles head coaches to win their first 4 home openers with the team.

2018 TEAM LEADERS

PASSING YARDS (TDs/INTs)

| | |
|--|--------------------------------------|
| Carson Wentz 3,074 (21/7) | Alex Smith 2,180 (10/5) |
| Nick Foles 1,413 (7/4) | Josh Johnson 590 (3/4) |

RUSHING YARDS (TDs)

| | |
|------------------------------------|--|
| Josh Adams 511 (3) | Adrian Peterson 1,042 (7) |
| W. Smallwood 364 (3) | Chris Thompson 178 (0) |
| Corey Clement 259 (2) | Alex Smith 168 (1) |

RECEIVING YARDS (TDs)

| | |
|-------------------------------------|--------------------------------------|
| Zach Ertz 1,163 (8) | Jordan Reed 558 (2) |
| Alshon Jeffery 843 (6) | Josh Doctson 532 (2) |
| Nelson Agholor 736 (4) | Jamison Crowder 388 (2) |
| Dallas Goedert 334 (4) | Vernon Davis 367 (2) |

POINTS

| | |
|--------------------------------|---------------------------------|
| Jake Elliott 111 | Dustin Hopkins 103 |
| Zach Ertz 48 | Adrian Peterson 48 |
| Alshon Jeffery 36 | Kapri Bibbs 24 |

INTERCEPTIONS (YARDS)

| | |
|-----------------------------------|-------------------------------------|
| Rasul Douglas 3 (14) | D.J. Swearingen 4 (33) |
| Avonte Maddox 2 (23) | Josh Norman 3 (79) |
| Several players tied 1 | Quinton Dunbar 2 (21) |
| | Mason Foster 2 (4) |

SACKS (YARDS)

| | |
|--|---|
| Fletcher Cox 10.5 (-68.5) | Ryan Kerrigan 13.0 (-96.5) |
| Michael Bennett 9.0 (-75) | Jonathan Allen 8.0 (-61) |
| Chris Long 6.5 (-49.5) | Matt Ioannidis 7.5 (-40) |

GROSS PUNTING (NET)

| | |
|--------------------------------------|------------------------------------|
| C. Johnston 48.1 (42.7) | Tress Way 45.3 (41.5) |
|--------------------------------------|------------------------------------|

FIELD GOALS (%)

| | |
|--------------------------------------|--|
| Jake Elliott 26 (83.9%) | Dustin Hopkins 26 (89.7%) |
|--------------------------------------|--|

2018 SEASON REVIEW


- Philadelphia advanced to the Divisional Round of the NFC Playoffs after clinching a Wild Card berth following a 9-7 regular season. The Eagles defeated Chicago, 16-15, in the Wild Card Round before falling to New Orleans, 14-20.
- Philadelphia won 5 of its last 6 games to earn a spot in the playoffs. During that span, from Weeks 12-17, the Eagles offense ranked 2nd in the NFL in drive score efficiency (43.4%) and 3rd in offensive points per game (27.0).
- **Carson Wentz** ranked 3rd in the NFL with a team-record 69.6% (279-of-401) completion percentage, trailing only **Drew Brees** (74.4%) and **Kirk Cousins** (70.1%) (min. 400 attempts). Wentz also ranked 7th in the NFL with a career-high 102.2 passer rating (min. 400 attempts).
- **Zach Ertz** set the NFL record for receptions (franchise-record 116) by a TE, surpassing the previous mark of 110 by Jason Witten in 2012. Ertz's 116 receptions ranked 2nd in the NFL, behind **Michael Thomas** (125).
- **Fletcher Cox** led the team with a career-high 10.5 sacks, which are the most by an Eagles DT since **Andy Harmon** in 1995 (11.0). Among NFL DTs in 2018, Cox trailed only **Aaron Donald** in sacks, QB hits and total pressures.

JEFFREY LURIE CHAIRMAN & CEO



In 1994, **Jeffrey Lurie** purchased the Philadelphia Eagles, launching the most successful run in franchise history.

During his time as Chairman and CEO, the Eagles have become a perennial contender, establishing a winning tradition by capturing eight NFC East titles, playing in six NFC Championships and making appearances in **Super Bowls XXXIX** and **LII**. In 2017, Philadelphia captured the first **Super Bowl** victory in franchise history by defeating the New England Patriots, 41-33, in **Super Bowl LII**. This unprecedented run of success has led to a greater overall winning percentage, more playoff games (28), and more playoff victories (15) than under all previous ownership groups combined.



While Lurie's teams have thrived on the field, he has also built a successful business and community-oriented organization over the two decades that he has served as Chairman and CEO.

After purchasing the Eagles, Lurie recognized that the organization was in need of a total reconstruction, design, and relocation of its office headquarters, practice facility, and stadium. He immediately committed to providing the franchise with everything it needed to succeed and constructed two state-of-the-art facilities in South Philadelphia: the **NovaCare Complex** (2001) and **Lincoln Financial Field** (2003).

Although **Lincoln Financial Field** was erected specifically to house its primary tenant, the Philadelphia Eagles, Lurie also created a multidimensional event destination that could house a wide variety of events. Fittingly, the first ticketed event at the new stadium was a soccer match between Manchester United and FC Barcelona in August 2003.

Since then, **Lincoln Financial Field** has continued to evolve with an ever-changing entertainment landscape and underwent a two-year, \$125 million revitalization in 2013. Over the years, the venue has hosted high-profile events including sold-out concerts, national and international soccer matches, the NCAA Lacrosse Championships, the Army-Navy Game, Monster Jam, Temple University football games, and more.

A thoughtful and compassionate philanthropist with family ties to autism, Lurie is devoted to raising critical funds for the neurodevelopmental disorder, and has leveraged his resources as a professional sports owner to turn autism *awareness* into *action*.

In 2018, Lurie launched the inaugural **Eagles Autism Challenge** to help drive scientific breakthroughs and establish Philadelphia as a major center for autism research and care. The team's signature cycling and 5K run/walk event directs 100 percent of participant-raised funds to the groundbreaking research being conducted at leading Philadelphia institutions. Over the first two years, the Eagles Autism Challenge has raised more than \$6 million in new money for the city, which has gone on to fund institutions conducting important work in the field of autism.

"Autism is one of the most under-funded conditions in the country and we need to turn awareness into action," Lurie has noted. "Those who have autism are wonderful people, usually highly intelligent, sweet, and caring. They are often unable to effectively communicate with others. We need to support as

CONFERENCE CHAMPIONSHIP APPEARANCES (SINCE 1995)

| Rk | Team | Appearances |
|-----------|----------------------------|-------------|
| 1. | New England Patriots | 14 |
| 2. | Pittsburgh Steelers | 8 |
| 3. | Green Bay Packers | 7 |
| 4. | Philadelphia Eagles | 6 |
| 5t. | Denver Broncos | 5 |
| | Indianapolis Colts | 5 |

REGULAR-SEASON RECORDS & PLAYOFF APPEARANCES (SINCE 1995)

| Rk | Team | Record (Pct.) | Appearances |
|-----------|----------------------------|-------------------------|-------------|
| 1. | New England Patriots | 269-115 (.701) | 19 |
| 2. | Pittsburgh Steelers | 242-140-2 (.633) | 15 |
| 3. | Green Bay Packers | 240-142-2 (.628) | 17 |
| 4. | Denver Broncos | 228-156 (.594) | 12 |
| 5. | Indianapolis Colts | 227-157 (.591) | 17 |
| 6. | Philadelphia Eagles | 215-167-2 (.563) | 14 |
| 7. | Seattle Seahawks | 211-172-1 (.551) | 13 |

LURIE'S LANDMARKS



- Is the winningest owner in Eagles history and has led the franchise longer than any owner in team history
- One of Lurie's philanthropic endeavors was the creation of the team's non-profit charitable wing in 1995. For 20 years, Eagles Youth Partnership (EYP) served more than 50,000 at-risk children in the Greater Philadelphia region annually with a focus on health and education programming
- In 2015, Lurie oversaw EYP's transition to the **Eagles Charitable Foundation** that now provides children in the local community with greater access to vision care and autism research and services. Its signature program – the **Eagles Eye Mobile** – travels to local schools to provide free eye exams and prescription eyeglasses to under- and uninsured students
- Under Lurie's direction, the Eagles launched the groundbreaking **Go Green** initiative aimed at reducing the organization's footprint on the environment and creating programs that improve the quality of life in the Philadelphia region. In December 2018, Lincoln Financial Field was awarded LEED Gold certification by the U.S. Green Building Council. Additionally, the Eagles are the first professional sports team in the world to have received the prestigious ISO 20121 Event Sustainability Management System certification
- Lurie's Screen Pass Pictures served as executive producers of *Inside Job*, the 2010 documentary film, which earned the Academy Award for Best Documentary Feature and *Inocente*, which earned an Academy Award for Best Short Documentary in 2013
- Lurie is a director of the NLM Family Foundation, which devotes resources to autism research and education, and he also established the Lurie Family Foundation

JEFFREY LURIE CHAIRMAN & CEO



much dynamic research as possible in order to create real breakthroughs.”

Through his ongoing work to find cures for neurodevelopmental diseases and disorders, the American Brain Foundation presented Lurie with the Commitment to Cures Award on May 8, 2019.

A year earlier, during the 2018 offseason, Lurie was honored by the Fritz Pollard Alliance with the 2018 Paul “Tank” Younger Award. The award is granted annually to an NFL executive, coach or owner who promotes racial and gender diversity. Lurie’s efforts to foster civic responsibility throughout the organization have also led to the Philadelphia Eagles being recognized by many for supporting social justice and human rights initiatives.

In 2011, in acknowledgment of the organization’s commitment to the community, as well as their **Tackling Breast Cancer** and **Go Green** campaigns, the Eagles were presented with the coveted Sports Team of the Year Award by Beyond Sport.

Prior to entering business, Lurie served as an adjunct assistant professor of social policy at Boston University. He earned a B.A. from Clark University, a master’s in psychology from Boston University, and a Ph.D. in social policy from Brandeis University.

Currently, he serves on numerous NFL committees, including the Finance Committee, Broadcast Committee, International Committee, and the Super Bowl Advisory Committee.

Born on September 8, 1951, Lurie has two children. He is married and resides in the Philadelphia area with his wife, Tina. In his free time, he enjoys traveling, golfing, tennis, movies, music, and discovering great restaurants.

BEHIND THE SCENES



Favorite Philadelphia restaurants: Barclay Prime, Nomad, Osteria, Radicchio Café, Tequilas, Tinto, Vernick and Vietnam

Favorite Philadelphia breakfast spot: Honey’s Sit N Eat

Favorite music: Ranges from The Doors to Bob Marley to Shakira

First concert attended: Beach Boys

Favorite player growing up: Bobby Orr

Favorite TV shows of all-time: *Hogan’s Heroes*, *The Fugitive*, *24*

Favorite books: *When Breath Becomes Air*, *The Kite Runner*

Favorite all-time movies: *The Great Escape*, *The Godfather Part II*, *Silver Linings Playbook*, *Lion*

Favorite dog breeds: Bernese Mountain Dog, Wheaten Terrier



DON SMOLENSKI PRESIDENT



Don Smolenski, now in his 21st season with the organization, was originally hired by the team in 1998 as chief financial officer. He was promoted to senior vice president/chief financial officer in 2001 and was named the team's chief operating officer in 2010. In 2012, he was named to his current role of team president.



As president, Smolenski directs the club's business and strategic efforts, including sales, marketing, communications, and operations. He has played a key role in significant projects from the construction of **Lincoln Financial Field** to the club's internationally recognized environmental and philanthropic programs. During his tenure as president, Smolenski has infused energy and creativity throughout the organization with his engaging leadership style. In 2015, he was named to the Most Admired CEOs list by the *Philadelphia Business Journal* and the Philadelphia Eagles were twice named to Philly.com's Top Workplaces list in 2016 and 2018.

During his time as the team's president, Smolenski and the Eagles saw their first **Super Bowl** victory in franchise history after defeating the New England Patriots, 41-33, in **Super Bowl LII**.

In his first year as president, Smolenski spearheaded a two-year, \$125 million **Lincoln Financial Field** revitalization project that added 1,600 seats, HD video boards, and graphics paying tribute to the team's history. Over the years, **Lincoln Financial Field** has hosted high-profile events including sold-out concerts, national and international soccer matches, the NCAA Lacrosse Championships, the Army-Navy Game, Monster Jam, Temple University football, and more.

Smolenski plays an important role in the team's environmental initiatives. Because of their **Go Green** program, the Eagles have emerged as a leader in environmental stewardship in the sports industry. Those efforts include conservation efforts, recycling programs, and use of renewable energy including wind and solar.


Smolenski serves as the treasurer of the team's public charity, **Eagles Charitable Foundation**, which provides children in the Philadelphia region with greater access to vision care and provides funds to support autism research and services. In 2018, Smolenski helped launch the **Eagles Autism Challenge**, a one-day bike ride and family-friendly 5K run/walk dedicated to raising funds for innovative research and programs to help unlock the mystery of autism. In addition, Smolenski helped launch the **Eagles Care** initiative in 2013. The **Eagles Care** program forges annual, strategic partnerships with five local nonprofit organizations in order to deepen the impact of the team's community efforts. The Eagles also host an annual **Huddle Up For Autism** event at **Lincoln Financial Field** in partnership with the Center for Autism Research at the Children's Hospital of Philadelphia.

In addition to his leadership roles within the Eagles organization, Smolenski is a member of the Greater Philadelphia Chamber of Commerce Board, the FM Global Advisory Board, the Philadelphia Sports Congress, the Panasonic Advisory Board, and the Children's Hospital of Philadelphia (CHOP) Foundation Board of Overseers. Smolenski is also the co-chair of the CHOP Corporate Council and is involved with Leadership Philadelphia, a nonprofit organization that promotes leadership and community involvement. In 2017, in partnership with the Philadelphia Sports Congress, Smolenski assisted in bringing the NFL Draft back to Philadelphia for the first time since 1961.

Before joining the Eagles, Smolenski served as chief financial officer for the International Hockey League, where he oversaw all league financial matters and played an integral role in the expansion of the league. Through the development of expansion models and the analysis of league performance models, Smolenski saw the league grow from 12 to 19 teams.

Smolenski began his career as a public accountant with Arthur Andersen.

An outdoor enthusiast, Smolenski enjoys an active lifestyle and has completed the Detroit, Pittsburgh, and Boston Marathons. He earned his Bachelor of Arts degree in biology from Amherst College and holds a Master of Science degree in accounting. Don and his wife, Karen, have two sons, Jake and Shane.





Howie Roseman, Executive Vice President/General Manager, is in his 20th season with the Philadelphia Eagles. Roseman's role within the organization is to provide perspective on decisions that help shape the franchise.



In 2018, Roseman built a team that navigated several key injuries on the way to winning a Wild Card game against the Chicago Bears and advancing to the NFC Divisional Round.

Roseman was named 2017 Executive of the Year by the Pro Football Writers of America for his integral role in constructing the team's **Super Bowl LII**-winning roster. In addition, Roseman was voted the 2017 *Sporting News* NFL Executive Of The Year by league executives. During the 2017 offseason, Roseman and the Eagles front office utilized free agency to add key veterans such as **LeGarrette Blount**, **Nick Foles**, **Alshon Jeffery**, **Chris Long**, **Patrick Robinson** and **Torrey Smith**, while also executing trades for veteran defenders **Ronald Darby** and **Tim Jernigan**. The team later traded for running back **Jay Ajayi** just before the NFL trade deadline in October. Additionally, Roseman infused the roster with talent and youth during April's NFL Draft, which was held in Philadelphia for the first time since 1961. Roseman's moves paid dividends when the Eagles captured the first **Super Bowl** title in franchise history with a 41-33 victory over the New England Patriots.

In addition to 2017's acquisitions, Roseman has overseen the reshaping of a roster that included two separate trades that allowed the Eagles to move up in the first round of the 2016 NFL draft to select North Dakota State QB **Carson Wentz**. Eight days prior to the start of the 2016 regular season, Roseman executed another trade that sent QB **Sam Bradford** to the Minnesota Vikings in exchange for a 2017 first-round pick, which the Eagles used to select Tennessee's **Derek Barnett**, and a 2018 fourth-round pick. Prior to the 2016 and 2017 seasons, Roseman continued to solidify the team's core by retaining key veterans while adding to the team through free agency and the draft.

Prior to being promoted to Executive Vice President of Football Operations (2016-18), Roseman served as the team's general manager from 2010-14. At the time of his 2010 promotion to general manager, Roseman became the youngest NFL executive to be named to the post in three decades, at just 34 years old. In his first year as general manager, he oversaw a major overhaul of the roster, making it one of the youngest in the NFL. The revamped Eagles squad earned an NFC East division crown in 2010 and then again in 2013. In 2014, the Eagles won ten games with an NFC-high nine **Pro Bowl** players.

Since hiring Roseman in 2000, the Eagles have earned 12 playoff berths, eight division titles, six NFC Championship appearances, two NFC Championship crowns and trips to **Super Bowl XXXIX** and **Super Bowl LII**.

In addition to overseeing the team's roster moves, Roseman is also responsible for establishing the organization's scouting and

personnel department, as well as overseeing the executives who specialize in analytics, sports science, player engagement and NFL compliance.

After relentlessly pursuing jobs in NFL front offices, Roseman finally got his foot in the door as an intern with the Eagles when the team was headquartered at Veterans Stadium.


Roseman was elevated to director of football administration in 2003 and then to vice president of football administration in 2006. In that role, he worked in the personnel department evaluating players around the NFL and for the draft. He also represented the team to the NFL on contract, salary cap and player personnel matters.

In 2007, Roseman was invited to participate in the NFL-Stanford Program for managers at the Stanford Graduate School of Business, a program developed by the NFL to promote development of leaders within the league.

From 2008-09, Roseman served as the team's vice president of player personnel. In that role, he managed the college scouting staff, organized and ran draft meetings, and scouted the top college prospects around the country.

Roseman is also active in the Philadelphia-area community, contributing to a variety of initiatives involving military and children. He was named Honorary Commander for the Joint Base McGuire-Dix-Lakehurst for his continued efforts with the military. His charitable endeavors have benefited the Alex's Lemonade Stand Foundation, the Boys & Girls Clubs of America, USA Football, Pop Warner and Cop Wheels. He is also a member of the Governing Body of the Global Sports Management Summit and YPO. In 2018, Roseman was the recipient of the Steinberg-DeNicola Humanitarian Award, an honor presented by the Maxwell Football Club to an NFL representative that has committed themselves to doing good in their community.

Born in Brooklyn, NY, Roseman earned his bachelor's degree from the University of Florida before earning a JD degree from Fordham Law School. Howie and his wife, Mindy, reside in suburban Philadelphia with their four children.



DOUG PEDERSON HEAD COACH



Doug Pederson was named head coach of the Philadelphia Eagles on January 18, 2016, rejoining the organization after a three-year run as the offensive coordinator of the Kansas City Chiefs from 2013-15.



In just his second season as a head coach in 2017, Pederson led the Eagles to a 13-3 regular-season record en route to the first Super Bowl title in franchise history, a 41-33 victory over the New England Patriots in **Super Bowl LII**.

Altogether, Pederson has engineered two playoff appearances and four postseason victories in his first three seasons. In 2018, he led the team to a 9-7 regular-season record and a victory over the Chicago Bears in the Wild Card round.

In 2017, the Eagles tied a franchise record with 13 regular season wins, earning an NFC East title and the No. 1 seed in the NFC playoffs. Pederson became the eighth head coach in NFL history to win the Super Bowl in his first two seasons and the seventh to win the Super Bowl in his first playoff appearance. Additionally, Pederson became just the fourth head coach in NFL history to lead his team to a Super Bowl title following a sub-.500 record the previous season, joining **Bill Walsh** (1981 49ers), **Dick Vermeil** (1999 Rams) and **Bill Belichick** (2001 Patriots).

As a first-year head coach with the Eagles in 2016, Pederson earned a 7-9 record while developing rookie quarterback **Carson Wentz**, the No. 2-overall pick in the NFL Draft. Under Pederson's direction, Wentz set a team and all-time NFL rookie record with 379 completions, while posting franchise rookie records in pass attempts (607), passing yards (3,782), passing touchdowns (16) and completion percentage (62.4%). Wentz also produced the 4th-most passing yards (3,782) in single-season team history and NFL rookie history. Wentz started all 16 games in his rookie season, becoming the first Eagles quarterback to start all 16 regular-season games since **Donovan McNabb** in 2008.

Prior to arriving in Philadelphia, Pederson served as the offensive coordinator in Kansas City from 2013-15 and helped guide the Chiefs to a 31-17 regular-season record.

In 2015, Pederson helped the Chiefs rebound from a 1-5 start to win a franchise-record 11 consecutive games, including Kansas City's first playoff victory in 22 years.

Kansas City acquired QB **Alex Smith** via trade in 2013 and the 10-year veteran experienced the most productive stretch of his career under Pederson's tutelage: a three-year span during which he set a Chiefs record for wins by a starting quarterback in his first three years as a starter (30). During his three years in Pederson's offense, Smith notched three consecutive 3,000-yard seasons, threw the second-fewest interceptions among quarterbacks with at least 1,000 attempts (20) and ranked fourth among all quarterbacks with 1,183 rushing yards. Smith's 20 interceptions from 2013-15 marked the lowest three-season total of his career in years that he played more than 10 games.

Before joining Kansas City, Pederson served as the quarterbacks coach in Philadelphia from 2011-12. In his first season as the Eagles quarterbacks coach, Pederson helped QB **Michael Vick** become the second quarterback in NFL history to top the 3,000-yard passing and 500-yard rushing plateaus in consecutive seasons. That year, under Pederson's direction, Vick

set career highs in completions (253) and passing yards (3,303) while throwing the third-most touchdowns of his career (18). Vick's yards through the air, combined with his 589 rushing yards, helped Philadelphia's offense record a then-franchise-record 6,386 net yards (now the second-highest total) and notch a team-record 356 first downs. Additionally, the 2011 Eagles offense ranked second in the league in plays of 10-plus yards (258) and tied for second in plays of 20-plus yards (84).

Pederson began his pro coaching career as an offensive quality control coach with the Eagles from 2009-10. During that span, the Eagles scored 868 points and set single-season franchise scoring records in back-to-back years (429 in 2009 and 439 in 2010).

In 2010, Pederson assisted an Eagles offense that recorded a then-franchise-record 6,230 net yards (now fourth), which ranked second in the NFL that season, and a then-franchise-record 439 points, which ranked third in the league.

During Pederson's first season as an NFL coach (2009), the Eagles offense recorded the fifth-most passing yards in team history (4,089), which at the time ranked second in club annals.

A 12-year NFL veteran, Pederson played quarterback for the Green Bay Packers, Miami Dolphins, Philadelphia Eagles and Cleveland Browns after originally being drafted by the Carolina Panthers in the 1995 expansion draft. Pederson was coached by three of the most successful coaches in NFL history: **Don Shula**, **Mike Holmgren** and **Andy Reid**. Additionally, Pederson played alongside Pro Bowl quarterbacks **Brett Favre**, **Dan Marino**, **Donovan McNabb** and **Jim McMahon**.

Pederson served as a backup quarterback for Green Bay from 1995-98 and 2001-04, and was part of Packer teams that won **Super Bowl XXXI**, two NFC Championships (1996 and 1997) and six division titles. Pederson made eight starts for the Browns in 2000 and logged 1,047 yards and two touchdowns on 117 completions. In 1999, Pederson made nine starts for the Eagles, completing 119 passes for 1,276 yards and seven touchdowns.

In a 1993 contest against the Eagles, Pederson was pressed into duty when Dolphins starter **Scott Mitchell** left the game with a shoulder injury. In the second half, he helped guide Miami to a 19-14 win that marked **Don Shula's** 325th career victory.

Pederson attended Northeast Louisiana (now Louisiana Monroe) where he was a three-year starter at quarterback. He finished his college career with 6,445 yards and 33 TDs on 571-of-1,032 passing. As a senior, Pederson led the Southland Conference in passing when he completed 205 of 367 passes for 2,282 yards and 10 TDs. In 1989, he set a school record with 619 passing yards against Stephen F. Austin. Pederson graduated from Northeast Louisiana with a B.B.A. in business management.

The Bellingham, WA, native (born January 31, 1968) earned three letters each in football, baseball and basketball at Ferndale (WA) H.S., where he was an all-league selection at quarterback, safety and kicker and finished his high school career with 1,880 yards and 19 TDs on 106-of-250 passing.

Pederson and his wife, Jeannie, have three sons: Drew, Josh and Joel. Jeannie played basketball at Louisiana College.



MIKE GROH
Offensive Coordinator

3rd year in Philadelphia



- Was promoted to offensive coordinator during the 2018 offseason. In his first season as offensive coordinator, Philadelphia registered the 7th-ranked passing offense (267.2) and 8th-ranked team passer rating (100.7) in the NFL. The Eagles also finished 9th in 10+ yard plays (235) and 10th in passing yards per play (6.7). Additionally, QB Carson Wentz ranked 3rd in the NFL with a team-record 69.6 completion percentage and TE Zach Ertz set the NFL record for receptions by a TE (116)
- Joined the Eagles in 2017 as wide receivers coach. In his first season in Philadelphia, coached a wide receiver unit that made significant improvements. The Eagles were the only team with two wide receivers that produced eight-or-more receiving TDs. Alshon Jeffery tied for 4th in the NFL with nine receiving TDs and Nelson Agholor enjoyed a breakout year as he recorded a career-high eight receiving TDs and ranked 1st in the NFL in third-down receiving average
- Coached receivers for the Chicago Bears from 2013-15 and oversaw a position group that featured Pro Bowlers Alshon Jeffery and Brandon Marshall
- Won national championships in 2011-12 as wide receivers coach and recruiting coordinator for the University of Alabama
- Coached at UVA from 2001-08 and served as the OC in his final three seasons. Also played QB for the Cavaliers and led the team to bowl victories in 1994 and 1995

JIM SCHWARTZ
Defensive Coordinator

4th year in Philadelphia



- In 2018, Philadelphia ranked 1st in the NFL in red zone defense (44.6%) during the regular season. The Eagles also ranked 6th in third-down defense (35.3%) and 7th in opponent rushing yards per game (96.9)
- During Philadelphia's 2017 Super Bowl LII-winning campaign, led an Eagles defense that finished No. 1 in the NFL against the run (79.2 ypg), produced the fourth-most takeaways in the league (31) and ranked 3rd in third-down defense (32.2%). The Eagles gave up just seven rushing TDs on the year, which tied with the 2008 defense for the fewest rushing TDs surrendered by an Eagles defense since 2002. In total, Philadelphia's defense gave up 31 TDs on the season,

which marks the fewest TDs surrendered by an Eagles defense since 2008 (26)

- In 2016, his first season with the Eagles, guided the team's transition from a 3-4 to a 4-3 defense and oversaw a unit that featured Pro Bowl DT Fletcher Cox and second-team All-Pro Brandon Graham. In addition to Cox and Graham's accolades, second-year linebacker Jordan Hicks led all NFL LBs with five INTs. The Eagles defense finished third in the NFL in red zone defense (45.1 pct.)
- In 2014, directed a Bills defense that allowed the second-fewest points in the NFL (16.9 ppg), notched a league-high 54 sacks, held opponents to a league-best 33.2 percent third-down conversion rate and allowed the second-lowest quarterback rating (74.5)
- Served as head coach of the Detroit Lions from 2009-2013. Guided the team to its first playoff berth since 1999 when he coached Detroit to a 10-6 record in 2011
- Spent 10 years with the Tennessee Titans, serving as defensive coordinator from 2001-08. Helped the Titans reach Super Bowl XXXIV and win three division titles

DAVE FIPP
Special Teams Coordinator

7th year in Philadelphia



- Coached first-year punter Cameron Johnston in 2018. In his first NFL season, Johnston posted single-season team records in gross punting average (48.1) and net punting average (42.7), while placing 3rd and 4th, respectively, in the NFL in those categories
- In 2017, tutored rookie kicker Jake Elliott after the team lost veteran kicker Caleb Sturgis to injury in Week 1. Elliott enjoyed a historic rookie campaign, kicking the longest regular-season (61 yards vs. NYG in Week 3) and postseason FGs (53 yards in the Divisional Round vs. Atl.) in franchise and NFL rookie history. He also kicked the two longest FGs by a rookie in Super Bowl history (42 and 46 yards) in Philadelphia's 41-33 win vs. New England in Super Bowl LII
- In 2016, the Eagles ranked second in the NFL with a franchise record 27.314 kickoff return average, led the league with five kickoff returns of 50-plus yards, and were the only team to record multiple kickoff returns for TDs (two)
- In 2014, the Eagles ranked first in the annual *Dallas Morning News* special teams rankings compiled by Rick Gossein. That year, special teams accounted for a franchise-best and NFL-high seven TDs

- Served as assistant special teams coach with the Miami Dolphins (2011-12) and the San Francisco 49ers (2008-10)
- Coached in college for 10 years at San Jose St., Nevada, Cal Poly, Holy Cross and his alma mater, Arizona
- Walked on at Arizona and played from 1994-97 as a safety and special teamer

DUCE STALEY
Assistant Head Coach/
Running Backs

9th year in Philadelphia



- Originally a third-round pick of Eagles in 1997, enters his 9th year as a member of the Philadelphia coaching staff. Earned the added title of assistant head coach during the 2018 offseason
- Philadelphia ranks 5th in the NFL in rushing offense (122.9 ypg) during his tenure as running backs coach (2013-18)
- The Eagles ground game helped propel the team to its first Super Bowl title in 2017, ranking 3rd overall in rushing offense (132.2 yards per game) and 4th in rushing average (4.47 yards per attempt)
- In 2013, helped All-Pro RB LeSean McCoy become the first Eagle to lead the NFL in rushing and scrimmage yards since 1947
- Worked first two seasons in Philadelphia as an assistant special teams coach, while helping with the running backs
- Gained 5,785 yards during his 10-year NFL career with Philadelphia (1997-2003) and Pittsburgh (2004-06)
- Ranks 5th on team's all-time rushing list. Is one of three Eagles to top 200 yards rushing in a game (Steve Van Buren and McCoy)
- Won a Super Bowl with Pittsburgh in 2005
- His Eagle teammates voted him offensive MVP three times (1998, 1999, and 2002)

PHILLIP DANIELS
Defensive Line

4th year in Philadelphia



- Originally hired by the Eagles during the 2016 offseason as the team's defensive quality control/assistant defensive line coach and was promoted to defensive line coach during the 2019 offseason
- In 2018, coached a unit that produced more sacks (36.5) than any defensive line in the NFL. The unit was led by All-Pro DT Fletcher Cox, who notched a career-high 10.5 sacks and ranked second in the NFL in QB hits (34) (according to radar360)
- In 2017, the defensive line featured four players with 5-plus sacks, marking the first time since 2002 that four individual Eagles defensive linemen recorded 5-plus sacks in a single season



- Originally a fourth-round pick of the Seahawks in 1996, he played for Seattle (1996-99), Chicago (2000-03) and Washington (2004-10). Totaled 512 tackles, 62 sacks, 51 PDs, 15 forced fumbles and 12 fumble recoveries in his career

KEN FLAJOLE

Linebackers

4th year in Philadelphia



- In 2017, helped the defense overcome the loss of starting MLB Jordan Hicks in Week 7 by preparing veteran LB Nigel Bradham to take over the radio and call the defense. Bradham led Eagles LBs with 85 tackles (67 solo) and had a career-high 8 PDs, adding 12 tackles (10 solo) and a sack during the team's Super Bowl LII-winning postseason run
- In 2016, Hicks led all NFL LBs with 5 INTs
- Has coached every defensive position in his 38-year coaching career
- Served as the St. Louis Rams' defensive coordinator from 2009-2011 and coached the Carolina Panthers LBs from 2003-08
- Spent 21 years coaching in the college ranks prior to entering the NFL in 1998
- Played collegiately at Pacific Lutheran and Wenatchee Valley CC

TIM HAUCK

Safeties

4th year in Philadelphia



- In 2017 and 2018, S Malcolm Jenkins earned back-to-back Pro Bowls after leading the Eagles in tackles both years. In 2016, Jenkins returned 2 INTs for TDs and Rodney McLeod set career highs in tackles (117), INTs (3) and PDs (10)
- Served as the defensive coordinator and CBs coach for UNLV from 2013-14
- Enjoyed a 13-year NFL playing career and appeared in 183 regular-season games. Totaled 357 tackles, 16 PDs, six FFs, four FRs and 162 special teams tackles
- Played in 51 games for the Eagles (1999-2002) and logged 158 tackles on defense and 47 tackles on special teams. Started alongside Brian Dawkins in 1999 and finished second on the team with 122 tackles
- Was a two-time first-team All-American safety at Montana

JUSTIN PELLE

Tight Ends

7th year in Philadelphia



- In 2018, Zach Ertz set the NFL record for receptions (franchise record 116) by a TE, surpassing the previous mark of 110 by Jason Witten in 2012. Ertz's 116 receptions ranked 2nd in the NFL, trailing only Saints WR Michael Thomas (125). In ad-

dition to Ertz's 2018 success, rookie Dallas Goedert registered 33 catches for 334 yards and 4 touchdowns

- Eagles TEs excelled during the team's 2017 Super Bowl season. Philadelphia was one of just two teams in the NFL to boast two TEs with at least 5 receiving TDs (Ertz and Trey Burton). Ertz was named to his first career Pro Bowl after finishing 3rd among NFL tight ends with 824 receiving yards and logging a career-high 8 TDs
- Drafted by the Chargers in 4th round in 2002. Played TE for 10 seasons in NFL with San Diego, Miami, Atlanta and San Francisco. Caught 123 passes and 12 TDs

JEFF STOUTLAND

Offensive Line/ Run Game Coordinator

7th year in Philadelphia



- Originally joined the Eagles as the team's offensive line coach in 2013 and took on the added responsibility of run game coordinator during the 2018 offseason
- Following the 2018 season, T Lane Johnson and G Brandon Brooks were voted to the Pro Bowl, while C Jason Kelce was named first-team All-Pro by the *Associated Press*
- In 2017, coached one of the most dominant offensive lines in the NFL. Philadelphia's line paved the way for a ground attack that ranked 3rd in the NFL in rushing offense (132.2 yards per game) and 4th in rushing average (4.47 yards per carry). T Lane Johnson and G Brandon Brooks were voted to their first career Pro Bowls, while Johnson and C Jason Kelce earned AP All-Pro recognition. Helped the Eagles overcome a season-ending injury to All-Pro LT Jason Peters in Week 7 by preparing second-year T Halapoulivaati Vaitai to step into the starting lineup
- Coached one of the best lines in the nation at Alabama from 2011-12 and helped the team to a National Championship in 2012

PRESS TAYLOR

Quarterbacks

7th year in Philadelphia



- Joined the Eagles as an offensive quality control coach in 2013, added the responsibility of assistant quarterbacks coach in 2016 and was promoted to quarterbacks coach during the 2018 offseason
- In Taylor's first season as quarterbacks coach (2018), Carson Wentz ranked 3rd in the NFL with a team-record 69.6 (279-of-401) completion percentage, trailing only Drew Brees (74.4%) and Kirk Cousins (70.1%) (min. 400 attempts). Wentz also

ranked 7th in the NFL with a career-high 102.2 passer rating (min. 400 attempts)

- Philadelphia's QBs excelled during the 2017 season. Wentz received his first career Pro Bowl nod and was named *Associated Press* second-team All-Pro after leading the Eagles to an 11-2 record and ranking 2nd in the NFL with a franchise-record 33 passing TDs. Following a season-ending injury to Wentz, Nick Foles led Philadelphia to its first Super Bowl title, recording a 100-plus passer rating in all three playoff games and earning Super Bowl LII MVP honors
- In 2016, his first season with the added responsibilities of assistant QBs coach, worked with rookie Wentz and helped him set a team and all-time NFL rookie record with 379 completions
- Lettered two years as a QB at Marshall after transferring from Butler Community College, where he led the school to two JUCO championships (2007-08)

CORY UNDLIN

Defensive Backs

5th year in Philadelphia



- During Philadelphia's 2017 Super Bowl LII-winning campaign, Undlin coaches an Eagles defense that produced the 4th-most takeaways in the league (31) and ranked 3rd in third-down defense (32.2%). On the year, Philadelphia gave up just 24 TD receptions, which marked the fewest TD catches surrendered by an Eagles defense since 2008 (19)
- Coached the safety tandem of Jenkins and Rodney McLeod in 2016 and helped McLeod set career highs in tackles (117), INTs (3) and PDs (10). In his first year coaching Eagles DBs (2015), Jenkins earned his first career trip to the Pro Bowl
- Spent three years with the Denver Broncos prior to arriving in Philadelphia and worked with three Pro Bowl DBs in 2014 - Aqib Talib, Chris Harris Jr., and T.J. Ward

CARSON WALCH

Wide Receivers

2nd year in Philadelphia



- Promoted to wide receivers coach during the 2019 offseason after originally joining the Eagles coaching staff in 2018 as the assistant wide receivers coach
- During his first season with the Eagles (2018), Walch worked with a unit that featured veteran wide receivers Alshon Jeffery and Nelson Agholor. Under Walch's direction, Jeffery recorded his highest receiving yardage (843) and reception totals (65) in a single season since 2014, despite missing the first three games of



the regular season. Agholor recorded career highs in receptions (64) and yards after the catch (350)

- Came to Philadelphia after two seasons with the Edmonton Eskimos as offensive coordinator/receivers coach (2017) and receivers/passing game coordinator (2016)
- From 2013-14, served as an offensive quality control coach with the Chicago Bears, where he worked with Eagles offensive coordinator and former Bears wide receivers coach Mike Groh
- An All-American, all-region and all-conference running back, receiver and return specialist for Winona State from 1996-99. During his final season, was named a regional finalist for the Harlon Hill Award, which is earned by the top player in NCAA Division II football

MIKE BARTRUM
Assistant Tight Ends

1st year in Philadelphia



- Played for the Eagles from 2000-2006 as a tight end and long snapper and returned to Philadelphia in the 2019 offseason as the team's assistant tight ends coach. Most recently, served as the head coach at Meigs High School in Pomeroy, OH
- Signed with the Kansas City Chiefs in 1993 as a UDFA out of Marshall and went on to play 13 seasons in the NFL
- Predominately a long snapper during his NFL career, appeared in 188 career games (including playoffs) and added 11 catches for 65 yards and six touchdowns. Was a part of 10 playoffs teams, appeared in five Championship Games (one AFC and four NFC) and played in two Super Bowls. Also earned NFC Pro Bowl honors following the 2005 season
- Was a two-year starter and three-year letterman at Marshall. Totaled 109 career receptions for 1,187 yards and 10 TDs

MATTHEW HARPER
Assistant Wide Receivers

7th year in Philadelphia



- Enters his seventh year in Philadelphia and his first as assistant wide receivers coach
- Has spent the majority of his tenure with the Eagles as the assistant special teams coach (2013-14 and 2016-18). Also worked as assistant defensive backs coach in 2015
- During his time working with Philadelphia's special teams, the Eagles have fielded some of the top units and individual specialists in the NFL. In 2018, first-year punter Cameron Johnston set single-season franchise records in gross

(48.15) and net averages (42.7), while ranking third and fourth in the NFL, respectively, in both categories. In 2017, rookie kicker Jake Elliott enjoyed a historic rookie campaign, kicking the longest regular-season (61 yards vs. NYG in Week 3) and postseason FGs (53 yards in the Divisional Round vs. Atl.) in franchise and NFL rookie history

- In 2014, the Eagles ranked first in Rick Gosselin's annual *Dallas Morning News* special teams ranking
- Was as a coaching intern and G.A. at Oregon from 2009-12. Played two seasons as a safety at Oregon (2006-07) after transferring from City College of San Francisco

ROY ISTVAN
Assistant Offensive Line

1st year in Philadelphia



- Joins the Eagles from Keiser University, where he served as the Seahawks assistant head coach, offensive coordinator and offensive line coach during the school's inaugural football season in 2018
- Prior to his year at Keiser, served as the offensive coordinator and offensive line coach at Cornell University from 2014-16
- Began his coaching career in 1990 as a GA at Southern Connecticut State University, where he worked alongside Eagles offensive line/run game coordinator Jeff Stoutland who served as the Owls offensive coordinator from 1988-92
- Played under Stoutland at SCSU and went on to coach at his alma mater for 11 years

NATHAN OLLIE
Assistant Defensive Line


1st year in Philadelphia



- Joined the Eagles coaching staff during the 2019 offseason as assistant defensive line coach. Prior to coming to Philadelphia, spent the 2018 season as the defensive line coach at Eastern Kentucky
- Served as a GA at the University of Tennessee from 2015-17 where he worked with Eagles defensive end Derek Barnett
- Played defensive line at Ball State from 2010-13. Was a three-time All-Mid-American Conference selection, was a captain as a senior in 2013 and was also named the team's defensive MVP

RYAN PAGANETTI
Assistant Linebackers/
Game Management

5th year in Philadelphia



- Originally joined the Eagles as an analyst in March 2015, was named a coaching assistant in 2017 and worked with the linebackers. Was elevated to defensive

quality control and assistant linebackers coach during the 2018 offseason and added the responsibility of game management in 2019

- Played running back at Dartmouth

T.J. PAGANETTI
Assistant Running Backs

4th year in Philadelphia



- Enters 4th season on Philadelphia's coaching staff and first as the team's assistant running backs coach
- Originally joined the organization in 2013 as an analyst working with the offense and quarterbacks. Re-joined the team in 2017 as the offensive quality control/assistant offensive line coach
- Held numerous stints with the Oregon Ducks football program including undergraduate intern (2007-2008) and student assistant coach (2009-2012). After two seasons with the Eagles as an analyst (2013-14), returned to Oregon as a Graduate Assistant/Linebackers coach

SPENCER PHILLIPS
Assistant Quarterbacks

4th year in Philadelphia



- Promoted to offensive quality control/assistant quarterbacks during the 2018 offseason. Originally joined the Eagles as a coaching assistant/assistant to the head coach during the 2016 offseason
- In his first season working with the quarterbacks, Carson Wentz ranked 3rd in the NFL with a team-record 69.6 (279-of-401) completion percentage. Wentz also registered career-high 102.2 passer rating (min. 400 attempts)
- Spent 2015 as the defensive quality control coach at Samford University
- Was an All-Conference quarterback at West Los Angeles Junior College before transferring to Murray State University

LUKE THOMPSON
Assistant Special Teams

1st year in Philadelphia



- Joined the Eagles coaching staff during the 2019 offseason from Lafayette College where he served as the Leopards' defensive coordinator and linebackers coach from 2017-18
- Coached in the collegiate ranks for 20 years, including two stints at Georgetown University (2014-16, defensive coordinator/linebackers coach; 2006-12, special teams coordinator/linebackers coach). Also served as the special teams coordinator and linebackers coach for Army from 2012-13



- A graduate of Assumption College in Worcester, MA, began his coaching career in 1998 at Bowdoin College

DINO VASSO
Assistant Secondary

4th year in Philadelphia



- During the 2017 Super Bowl campaign, the Eagles defense produced the 4th-most takeaways in the league (31). On the year, Philadelphia's secondary gave up 24 TD receptions, which marks the fewest TDs surrendered by an Eagles defense since 2008 (19)
- Served as a coaching assistant with the Kansas City Chiefs (2013-15). Worked primarily with the secondary in K.C.
- Was a four-year DB at New Hampshire
- A native of Crum Lynne, PA, lettered in football at Ridley H.S. in Folsom, PA

MATT BURKE
Defensive Special Assistant

1st year in Philadelphia



- Joined the Eagles coaching staff during the 2019 offseason and brings 15 years of NFL coaching experience to Philadelphia. Most recently served as the defensive-coordinator of the Miami Dolphins from 2017-18
- In his first season as Miami's defensive coordinator (2017), the Dolphins defense improved from 29th overall in the NFL to 16th. Additionally, Miami's run defense improved from 30th in 2016 to 14th in 2017
- Coached linebackers for the Cincinnati Bengals from 2014-15 and the Detroit Lions from 2009-13
- While working in Detroit, coached under current Eagles defensive coordinator and former Lions head coach Jim Schwartz. Began NFL coaching career with the Tennessee Titans in 2004 and spent the next five years working under Schwartz, who served as the Titans defensive coordinator from 2001-08.
- A native of Hudson, MA, played safety at Dartmouth

G.J. KINNE
Offensive Special Projects

1st year in Philadelphia



- Joined the Eagles coaching staff after spending the 2018 season as an offensive analyst/quarterbacks coach at the University of Arkansas. Began his coaching career in 2017 as a graduate assistant at SMU

- A former quarterback and wide receiver, spent time on the Philadelphia Eagles practice squad from 2013-15

- Originally entered the NFL in 2012 as an undrafted free agent quarterback with the New York Jets and finished NFL playing career as a member of the New York Giants practice squad in 2015. Last played football as a member of the Saskatchewan Roughriders in 2016

- Played collegiately at Tulsa and finished his three-year career ranked 2nd in school history in passing yards (9,472), total offense (10,831) and passing touchdowns (81). Was also a three-time team captain for the Golden Hurricane

JOE PANNUNZIO
Director of Team Development

3rd year in Philadelphia



- Re-joined the Eagles staff during the 2019 offseason after spending the 2017-18 seasons at the University of Alabama
- Originally joined the Eagles in 2015 as the director of personnel operations
- Before entering the NFL with the Eagles in 2015, spent four years as the University of Alabama's director of football operations

WR NELSON AGHOLOR 13



6-0 | 198  **5th Year**
DOB: May 24, 1993 (Age 26)



Tampa, Florida

Berkeley Prep



USC

D1-15 (20th overall) by Philadelphia



2017



Originally selected by Philadelphia with the 20th-overall pick in 2015, **Nelson Agholor** (pronounced AGG-uh-lore) produced career highs in receptions (64), catch rate (66.0%) and yards after the catch (350) during the 2018 season. Agholor, who had a career-high 9 receptions for 84 yards in **Super Bowl LII**, also totaled career highs in receiving yards (768) and receiving TDs (8) during his breakout season in 2017.

MOST RECEIVING YARDS

EAGLES PLAYERS SINCE 2017

| | |
|----------------|-------|
| Zach Ertz | 1,987 |
| Alshon Jeffery | 1,632 |
| Nelson Agholor | 1,504 |

MOST RECEIVING TDs

EAGLES PLAYERS SINCE 2017

| | |
|----------------|----|
| Zach Ertz | 16 |
| Alshon Jeffery | 15 |
| Nelson Agholor | 12 |

MOST RECEPTIONS

EAGLES PLAYERS SINCE 2017

| | |
|-----|----------------|
| 190 | Zach Ertz |
| 126 | Nelson Agholor |
| 122 | Alshon Jeffery |

THREE-STEP DROP

If he could be a superhero: **The Flash**

First job: **Cashier at PDQ**

Hobbies: **Cooking. "My best meal is rice, pork chops and plantains."**

Pregame ritual: **Calls his mother on the phone to pray with her**

Best player he has faced: **"Patrick Peterson is a great competitor."**

Favorite books: **Things Fall Apart by Chinua Achebe & Oh, the Places You'll Go by Dr. Seuss**

Three favorite throwback jerseys: **Michael Jordan, Emsley A. Laney High School; Reggie Bush, USC; Charlie Ward, Florida State**

CAREER HIGHLIGHTS

- Recorded a career-high 9 catches for 84 yards in **Super Bowl LII** at NE (2/4/18). Tied for the 2nd-most receptions in Eagles playoff history, behind **Brent Celek's** 10 catches on 1/18/09 at Arizona

SEASON HIGHLIGHTS

2018 - PHILADELPHIA EAGLES (16/16, 2/2)

- Posted his first career multi-TD game in the 24-0 playoff-clinching victory at Was. (12/30/18)
- Led the Eagles with a season-high 116 yards in the 32-30 win vs. Hou. (12/23/18), marking the 2nd-highest single-game total of his career (141 yards on 12/3/17 at Seattle)



| CAREER STATISTICS | | | | | | | | | |
|--|--------------|--------------|------------|--------------|-------------|------------|-----------|------------|------------|
| | | | RECEIVING | | | | | OFF SNAPS | |
| Year | Team | GP/S | Rec | Yds | Avg | Lg | TD | No | Pct |
| 2015 | Philadelphia | 13/12 | 23 | 283 | 12.3 | 53t | 1 | 671 | 58% |
| 2016 | Philadelphia | 15/14 | 36 | 365 | 10.1 | 40t | 2 | 883 | 78% |
| 2017 | Philadelphia | 16/10 | 62 | 768 | 12.4 | 72t | 8 | 813 | 72% |
| 2018 | Philadelphia | 16/16 | 64 | 736 | 11.5 | 83t | 4 | 985 | 90% |
| Totals | | 60/52 | 185 | 2,152 | 11.6 | 83t | 15 | --- | --- |
| PLAYOFFS | | | | | | | | | |
| 2017 | Philadelphia | 3/3 | 15 | 167 | 11.1 | 42 | 0 | 154 | 74% |
| 2018 | Philadelphia | 2/2 | 4 | 38 | 9.5 | 13 | 0 | 107 | 90% |
| Totals | | 5/5 | 19 | 205 | 10.8 | 42 | 0 | --- | --- |
| ADDITIONAL STATISTICS | | | | | | | | | |
| Fumbles/Lost: 3/1 - 2018 (1/0), 2016 (1/0), 2015 (1/1) | | | | | | | | | |
| Fumble Recovery TD: 1 - 11/16/17 vs. Chi. | | | | | | | | | |
| Rushing: 9-53 (5.9 avg.) - 2018 (3-32), 2017 (1-7), 2016 (5-14) Postseason: 5-41 (8.2 avg.) - 2018 (1-12), 2017 (4-29) | | | | | | | | | |
| Passing: 1-of-1 for 15 yards - 9/6/18 vs. Atl. | | | | | | | | | |
| Kickoff Returns: 5-92 (18.4 avg.) in 2016 | | | | | | | | | |

| CAREER HIGHS | | |
|------------------------|-----|-------------------|
| Receptions | 9 | 2/4/18 at NE (SB) |
| Receiving Yards | 141 | 12/3/17 at Sea. |
| Receiving Long | 72t | 10/8/17 vs. Ari. |
| Receiving TDs | 2 | 12/30/18 at Was. |

SEASON HIGHLIGHTS (Continued)

- In the third quarter of the Texans game, caught an 83-yard TD pass from **Nick Foles** that gave the Eagles a 23-16 lead. The score was the longest receiving TD by an Eagle since **DeSean Jackson** caught a 91-yard TD from **Michael Vick** on 12/12/10 at Dallas
- With the score tied and just 2:39 remaining in the game, caught a crucial 4th-and-1 pass from **Carson Wentz** for a 12-yard gain to set up a game-winning 43-yard FG by **Jake Elliott** in the 25-22 win vs. NYG (11/25/18)
- Led the team with 91 yards on 3 catches in the 34-13 win at NYG (10/11/18), including a season-long 58-yard reception in the second quarter that set up a 10-yard TD pass from **Carson Wentz** to **Zach Ertz** on the next play
- Recorded a season-high-tying 8 receptions for 88 yards at TB (9/16/18). Became just the second player in Eagles history to post 8+ receptions in 3 straight games (including playoffs), joining **Zach Ertz** (12/20/15-1/3/16)

2017 - PHILADELPHIA EAGLES (16/10, 3/3)

- Enjoyed a breakout season, producing career highs in receptions (62), receiving yards (768) and receiving TDs (8)
- Tied for 8th in the NFL in receiving TDs (8), behind **DeAndre Hopkins** (13), **Davante Adams** (10), **Jimmy Graham** (10), **Antonio Brown** (9), **Alshon Jeffery** (9), **Marvin Jones Jr.** (9) and **Jarvis Landry** (9)

| 2018 GAME-BY-GAME STATISTICS (PHI) | | | | | | | | | | |
|------------------------------------|--------|---|--------------|-----------|------------|-------------|------------|----------|------------|------------|
| | | | RECEIVING | | | | | SNAPS | | |
| Date | Opp | | GP/S | Rec | Yds | Avg | Lg | TD | No | Pct |
| Sep 6 | Atl | W | 1/1 | 8 | 33 | 4.1 | 10 | 0 | 68 | 94% |
| Sep 16 | at TB | L | 1/1 | 8 | 88 | 11.0 | 50 | 1 | 72 | 91% |
| Sep 23 | Ind | W | 1/1 | 4 | 24 | 6.0 | 10 | 0 | 80 | 98% |
| Sep 30 | at Ten | L | 1/1 | 5 | 22 | 4.4 | 10 | 0 | 72 | 92% |
| Oct 7 | Min | L | 1/1 | 4 | 45 | 11.3 | 20 | 0 | 52 | 88% |
| Oct 11 | at NYG | W | 1/1 | 3 | 91 | 30.3 | 58 | 0 | 64 | 90% |
| Oct 21 | Car | L | 1/1 | 6 | 20 | 3.3 | 13 | 0 | 59 | 88% |
| Oct 28 | at Jax | W | 1/1 | 3 | 49 | 16.3 | 39 | 0 | 57 | 92% |
| Nov 11 | Dal | L | 1/1 | 5 | 83 | 16.6 | 51 | 0 | 55 | 89% |
| Nov 18 | at NO | L | 1/1 | 0 | 0 | --- | -- | 0 | 44 | 86% |
| Nov 25 | NYG | W | 1/1 | 1 | 12 | 12.0 | 12 | 0 | 47 | 72% |
| Dec 3 | Was | W | 1/1 | 4 | 56 | 14.0 | 39 | 0 | 65 | 87% |
| Dec 9 | at Dal | L | 1/1 | 2 | 49 | 24.5 | 42 | 0 | 49 | 94% |
| Dec 16 | at LAR | W | 1/1 | 1 | 8 | 8.0 | 8 | 0 | 63 | 98% |
| Dec 23 | Hou | W | 1/1 | 5 | 116 | 23.2 | 83t | 1 | 74 | 90% |
| Dec 30 | at Was | W | 1/1 | 5 | 40 | 8.0 | 22t | 2 | 64 | 90% |
| Totals | | | 16/16 | 64 | 736 | 11.5 | 83t | 4 | 985 | 90% |
| PLAYOFFS | | | | | | | | | | |
| Jan 6 | at Chi | W | 1/1 | 3 | 32 | 10.7 | 13 | 0 | 61 | 90% |
| Jan 13 | at NO | L | 1/1 | 1 | 6 | 6.0 | 6 | 0 | 46 | 90% |
| Totals | | | 2/2 | 4 | 38 | 9.5 | 13 | 0 | 107 | 90% |





2017 GAME-BY-GAME STATISTICS (PHI)

| | | | | RECEIVING | | | | | SNAPS | |
|---------------|--------|---|--------------|-----------|------------|-------------|------------|----------|------------|------------|
| Date | Opp | | GP/S | Rec | Yds | Avg | Lg | TD | No | Pct |
| Sep 10 | at Was | W | 1/0 | 6 | 86 | 14.3 | 58t | 1 | 42 | 62% |
| Sep 17 | at KC | L | 1/0 | 1 | 9 | 9.0 | 9 | 1 | 55 | 76% |
| Sep 24 | NYG | W | 1/0 | 2 | 20 | 10.0 | 11 | 0 | 45 | 59% |
| Oct 1 | at LAC | W | 1/1 | 3 | 58 | 19.3 | 36 | 0 | 61 | 77% |
| Oct 8 | Ari | W | 1/1 | 4 | 93 | 23.3 | 72t | 1 | 47 | 70% |
| Oct 12 | at Car | W | 1/1 | 4 | 55 | 13.8 | 24t | 1 | 48 | 77% |
| Oct 23 | Was | W | 1/1 | 4 | 45 | 11.3 | 14 | 1 | 47 | 72% |
| Oct 29 | SF | W | 1/1 | 3 | 26 | 8.7 | 17 | 0 | 36 | 51% |
| Nov 5 | Den | W | 1/0 | 2 | 36 | 18.0 | 35 | 0 | 40 | 58% |
| Nov 19 | at Dal | W | 1/0 | 1 | -2 | -2.0 | -2 | 0 | 47 | 73% |
| Nov 26 | Chi | W | 1/1 | 3 | 32 | 10.7 | 15t | 1 | 65 | 83% |
| Dec 3 | at Sea | L | 1/1 | 7 | 141 | 20.1 | 51 | 1 | 66 | 88% |
| Dec 10 | at LAR | W | 1/1 | 8 | 64 | 8.0 | 18 | 0 | 77 | 85% |
| Dec 17 | at NYG | W | 1/1 | 7 | 59 | 8.4 | 16 | 1 | 49 | 72% |
| Dec 25 | Oak | W | 1/1 | 4 | 35 | 8.8 | 12 | 0 | 58 | 85% |
| Dec 31 | Dal | L | 1/0 | 3 | 11 | 3.7 | 7 | 0 | 30 | 51% |
| Totals | | | 16/10 | 62 | 768 | 12.4 | 72t | 8 | 813 | 72% |
| PLAYOFFS | | | | | | | | | | |
| Jan 13 | Atl | W | 1/1 | 3 | 24 | 8.0 | 10 | 0 | 51 | 76% |
| Jan 21 | Min | W | 1/1 | 3 | 59 | 19.7 | 42 | 0 | 46 | 71% |
| Feb 4 | at NE | W | 1/1 | 9 | 84 | 9.3 | 24 | 0 | 57 | 76% |
| Totals | | | 3/3 | 15 | 167 | 11.1 | 42 | 0 | 154 | 74% |



SEASON HIGHLIGHTS (Continued)

- Led Philadelphia with nine 20+ yard receptions, including two 50+ yard receiving TDs, which are the most by an Eagle in a single season since **Jeremy Maclin** in 2014 (3)
- Ranked 1st in the NFL in third-down yards per reception (17.5) (min. 20 receptions)
- Posted a career-high 9 receptions for 84 yards in **Super Bowl LII** at NE (2/4/18). Tied for the 2nd-most receptions in Eagles playoff history, trailing only **Brent Celek**'s 10 catches on 1/18/09 at Arizona
- Helped set up an Eagles TD drive (1-yard rushing TD by **LeGarrette Blount**) with a 21-yard gain on an end-around in the 15-10 win vs. Atl. (1/13/18) in the Divisional Round. Marked the longest rush ever by an Eagles WR in the playoffs and the longest overall by an Eagles WR since **DeSean Jackson** on 10/17/10 vs. Atlanta (31 yards)
- Paced the Eagles with 7 receptions for a career-high 141 receiving yards and 1 TD at Sea. (12/3/17). Became the first Eagle to produce 140+ receiving yards and 1+ TD in a single game since **Jordan Matthews** on 12/20/15 vs. Ari. (159-1)
- Recorded 2 TDs in the 31-3 win vs. Chi. (11/26/17). Caught a 15-yard TD in the second quarter and also registered his first career fumble recovery TD in the fourth quarter
- Posted 4 receptions for 45 yards and 1 TD in the 34-24 win vs. Was. (10/23/17). Marked his 3rd consecutive game with a receiving TD, the longest streak of his career

HIGH SCHOOL STANDOUT

Agholor attended Berkeley Prep (Tampa, FL), where he earned All-America honors as a senior running back, wide receiver, cornerback and safety. In his career, Agholor notched 4,732 rushing yards, 921 receiving yards, 12 INTs and 8 kickoff return TDs.

As a senior, Agholor totaled 212 carries for 1,983 yards and 28 TDs and 10 receptions for 117 yards and 2 TDs. He also racked up 35 tackles and 3 INTs on defense.

As a junior, Agholor had 1,440 yards on offense, 3 INTs on defense and 323 return yards.

As a sophomore, Agholor ran for 970 yards with 15 TDs and had 14 receptions for 239 yards with 3 TDs, while totaling 31 tackles and 4 INTs on defense.

Agholor also played basketball at Berkeley, where he averaged 12.8 points, 4.8 rebounds, 4.3 assists and 2.3 steals as a senior.

BIRDSEED


Agholor, who majored in communication at USC, was born in Nigeria and moved to the United States when he was 5 years old. Agholor is the son of Felix and Caroline and has four siblings. His father played high-level soccer in Nigeria.

@nelsonagholor @nelsonagholor15



6-2 | 225  **Rookie**
DOB: Dec. 31, 1996 (Age 22)

**Roebuck,
 South Carolina**



**Dorman
 High School**



Stanford
D2b-19 (57th overall)
by Philadelphia



Originally selected by the Eagles in the 2nd round (57th overall) of the 2019 NFL Draft, **J.J. Arcega-Whiteside** played collegiately at Stanford, where he produced the 2nd-most receiving TDs (28) in school history. As a junior in 2018, he garnered All-Pac-12 honors after leading the conference in receiving TDs (14) and ranking 3rd in receiving yards (1,059).

MOST RECEIVING TDs

NCAA FBS PLAYERS IN 2018

| | |
|--------------------------------|----|
| John Ursua (Hawaii) | 16 |
| David Sills (West Virginia) | 15 |
| Jerry Jeudy (Alabama) | 14 |
| J.J. Arcega-Whiteside* (Stan.) | 14 |
| P. Williams (Colorado St.) | 14 |

**Led Pac-12 Conference*

STANFORD ALL-TIME HISTORY

| | |
|---------------------------------|----|
| Ken Margerum (1977-80) | 30 |
| J.J. Arcega-Whiteside (2015-18) | 28 |
| Troy Walters (1996-99) | 26 |
| Deronnie Pitts (1997-2000) | 24 |
| Justin Armour (1992-94) | 20 |

MOST YARDS PER RECEPTION

NCAA FBS PLAYERS IN 2018

| | |
|----------------------------------|------|
| Hakeem Butler (Iowa State) | 22.0 |
| Jerry Jeudy (Alabama) | 19.3 |
| CeeDee Lamb (Oklahoma) | 17.8 |
| Marqise Brown (Oklahoma) | 17.6 |
| Tylan Wallace (Oklahoma State) | 17.3 |
| Travis Fulgham (Old Dominion) | 17.2 |
| J.J. Arcega-Whiteside (Stanford) | 16.8 |

COLLEGE HIGHLIGHTS

- Totaled 135 receptions for 2,219 yards (16.4 avg.) and 28 TDs in 33 games at Stanford. Finished with the 2nd-most receiving TDs in school history
- As a junior in 2018, garnered All-Pac-12 honors after leading the conference in receiving TDs (14) and ranking 3rd in receiving yards (1,059)

BIRDSEED

Arcega-Whiteside majored in international relations while at Stanford and interned at the office of Condoleezza Rice. He delivered mail, screened calls and responded to emails on behalf of Rice throughout his internship.

Arcega-Whiteside was born in Zaragoza, Spain, and moved to South Carolina at age 6. He learned English as a third language and has lived in several countries, including Spain, Portugal and Italy. He is also the son of Joaquin Arcega and Valorie Whiteside, who both played basketball professionally overseas.

Arcega-Whiteside prepped at Dorman (SC) High School, where he was the school's career leader in receptions (207), receiving yards (3,779) and TDs (38), while averaging 18.2 yards per catch as a three-year varsity starter. He also lettered in basketball and track and field.



6-3 | 259  **3rd Year**
DOB: June 25, 1996 (Age 23)

Brentwood, Tennessee



Brentwood Academy



Tennessee
D1-17 (14th overall)
by Philadelphia

MOST TACKLES FOR LOSS

EAGLES PLAYERS IN 2017

| | |
|----|-----------------|
| 16 | Brandon Graham |
| 13 | Vinny Curry |
| 11 | Malcolm Jenkins |
| 9 | Derek Barnett |
| 9 | Tim Jernigan |

THREE-STEP DROP

First job: Worked on a farm cutting grass and weeding

Bucket list: Travel to Africa

Prized possession: His old college and high school jerseys

Desired talent: Ability to sing

If he could play another sport: Baseball

Best player he ever lined up against: Jason Peters in practice

Player he models his game after: Patriots DE Michael Bennett

Favorite movie: *Boyz n the Hood*

Favorite meal: Crab legs



2017

Originally selected by the Eagles with the 14th-overall pick in the 2017 NFL Draft, **Derek Barnett** was named to the PFWA All-Rookie Team after finishing his debut season with 5.0 sacks. He also recovered the **Tom Brady** fumble forced by **Brandon Graham** in the fourth quarter of **Super Bowl LII**, which is regarded as one of the most important plays in franchise history.

MOST SACKS

EAGLES PLAYERS IN 2017

| | |
|----------------|-----|
| Brandon Graham | 9.5 |
| Fletcher Cox | 5.5 |
| Derek Barnett | 5.0 |
| Chris Long | 5.0 |
| Vinny Curry | 3.0 |

EAGLES ROOKIE HISTORY (SINCE 1982)

| | |
|------------------------|-----|
| Corey Simon (2000) | 9.5 |
| Derrick Burgess (2001) | 6.0 |
| Fletcher Cox (2012) | 5.5 |
| Mike Mamula (1995) | 5.5 |
| Derek Barnett (2017) | 5.0 |
| Trent Cole (2005) | 5.0 |

At the University of Tennessee, Barnett set a school record with 33.0 career sacks, breaking the previous mark of 32.0 set by Pro Football Hall of Famer and Eagles legend Reggie White (1980-83).

CAREER HIGHLIGHTS

- Named to the PFWA **All-Rookie Team** in 2017 after producing the most sacks (5.0) by an Eagles rookie since **Fletcher Cox** (5.5) during the 2012 season
- Delivered on the most important defensive play of **Super Bowl LII** when he recovered the fumble on **Brandon Graham's** fourth-quarter strip-sack of Patriots QB **Tom Brady**. The takeaway set up a 46-yard FG by **Jake Elliott** that gave the Eagles a 41-33 lead with 1:05 remaining





MOTHER'S INSPIRATION

Barnett considers his mother, Christine, his best friend and inspiration. Christine, who works in a UPS warehouse and at times has held three jobs to support her three children, instilled a humble attitude in Barnett at an early age.

"She always told me, 'Stay humble and put your head down and just work.' I think I get that attitude from her. Even though she worked a lot, she was still always there and made sure I had everything I needed."

Barnett noted in his pre-draft *Players' Tribune* article that his mother deserves to be taken care of for all of her hard work, but she admirably prefers to live her life as usual.

"She's already told me that she's going to keep her same job at the UPS warehouse — on her feet, sweating, sorting packages on a tight deadline — even after I make it to the league."



NFL DRAFT COVER LETTER

Prior to the 2017 NFL Draft, Barnett penned a letter in *The Players' Tribune* to the league's general managers.

"I just thought it was a great way to express my feelings, and my mom thought it would be a good idea to get that letter out as well."

Barnett expressed his admiration for Reggie White, whose career sacks record he broke at the University of Tennessee, but assured readers that his work was not done yet.

"Right now, you might know me as the kid who broke Reggie White's sack record at Tennessee, but that's not the only thing I'm going to be remembered for by the time I leave this game. I promise you that."



REGGIE WHITE'S RECORD

As a junior at the University of Tennessee in 2016, Barnett set a new school record with 33.0 career sacks, surpassing the previous record of 32.0 set by Pro Football Hall of Famer and Eagles legend Reggie White (1980-83). After breaking the record, Barnett received a phone call from Sara White.

"She was just congratulating me on everything I've accomplished. Even though I broke the record, I told her Reggie is still Reggie. I don't think I'm better than Reggie. It meant a lot."

Barnett admires the games of several other NFL players, past and present. "I like watching [Patriots DE] Michael Bennett play. I like his demeanor. He uses his hands very well. When I was younger, [Pro Football Hall of Famer and former Giants DE] Michael Strahan was one of the best to do it. I look up to a lot of those guys."

MAKING AN IMPRESSION

Prior to the 2017 NFL Combine, Barnett caught the flu and his numbers were not as good as he originally anticipated. However, that did not keep him from making an impression on NFL teams, especially the Eagles.

"I caught the flu a few days before we ran, and I knew I probably wasn't going to test my best. But I knew it was an important job interview and I knew I had to go out there and grind it out. I told myself to just go out there and do my best and control what I can control, and I did so."

BIRDSEED

Barnett lettered at Brentwood Academy (Brentwood, TN), where he earned all-state honors as a defensive end. As a senior, Barnett recorded 60 tackles, 18 TFL, 5.5 sacks and 1 FF and helped lead his team to a state semifinal berth.

Barnett began playing football at an early age as both a guard and defensive end. He developed an immediate love for the game.

"The first time I picked it up, I started playing football in fifth grade, and I always used to play backyard football when I was younger. When I picked it up the first day of practice I had a blast, and I knew I was going to go a long way with it."

Barnett majored in communication studies at Tennessee.



CAREER STATISTICS

| Year | Team | GP/S | TACKLES | | | | | PASS DEFENSE | | | | | | FUMBLES | | | DEF SNAPS | |
|---------------|--------------|-------------|-----------|-----------|-----------|-----------|------------|--------------|----------|-----------|----------|----------|-----------|----------|----------|----------|------------|------------|
| | | | Total | Solo | Asst | TFL | Sacks | Int | Yds | Lg | TD | PD | QPH | FF | FR | Yds | No | Pct |
| 2017 | Philadelphia | 15/0 | 25 | 18 | 7 | 9 | 5.0 | 0 | 0 | -- | 0 | 0 | 32 | 1 | 2 | 0 | 424 | 41% |
| 2018 | Philadelphia | 6/6 | 19 | 13 | 6 | 4 | 2.5 | 0 | 0 | -- | 0 | 0 | 15 | 0 | 0 | 0 | 235 | 23% |
| Totals | | 21/6 | 44 | 31 | 13 | 13 | 7.5 | 0 | 0 | -- | 0 | 0 | 47 | 1 | 2 | 0 | --- | --- |

PLAYOFFS

| | | | | | | | | | | | | | | | | | | |
|---------------|--------------|------------|--|----------|----------|----------|------------|----------|----------|-----------|----------|----------|----------|----------|----------|-----------|------------|------------|
| 2017 | Philadelphia | 3/0 | 3 | 3 | 0 | 1 | 1.0 | 0 | 0 | -- | 0 | 0 | 8 | 1 | 1 | -3 | 83 | 40% |
| 2018 | Philadelphia | 0/0 | PLACED ON INJURED RESERVE (SHOULDER) ON 10/25/18 | | | | | | | | | | | | | | | |
| Totals | | 3/0 | 3 | 3 | 0 | 1 | 1.0 | 0 | 0 | -- | 0 | 0 | 8 | 1 | 1 | -3 | --- | --- |

ADDITIONAL STATISTICS

Fumble Recovery TD: 12/25/17 vs. Oak. **Blocked FG:** 10/29/17 vs. SF **Blocked PAT:** 12/17/17 at NYG **Blocked FG Recovery:** 10/29/17 vs. SF

CAREER HIGHS

| | | |
|----------------|-----|------------------------------------|
| Tackles | 5 | 2x, last: 9/23/18 vs. Ind. |
| Sacks | 2.0 | 2x, last: 11/19/17 at Dal. |
| INTs | -- | --- |
| PDs | -- | --- |
| FFs | 1 | 2x, last: 1/21/18 vs. Min. (Conf.) |
| FRs | 1 | 3x, last: 2/4/18 at NE (SB) |

SEASON HIGHLIGHTS

2018 - PHILADELPHIA EAGLES (6/6, 0/0)

- Sacked Titans QB **Marcus Mariota** for a 7-yard loss in the second quarter at Ten. (9/30/18). Recorded 1.0+ sacks in back-to-back games for the first time in his career
- Produced his third-career multi-sack game after totaling 1.5 sacks against Colts QB **Andrew Luck** vs. Ind. (9/23/18). Also registered a career-high-tying 5 tackles (3 solo)

2017 - PHILADELPHIA EAGLES (15/0, 3/0)

- Named to the PFWA **All-Rookie Team** after producing the most sacks (5.0) by an Eagles rookie since **Fletcher Cox** (5.5) during the 2012 season
- Delivered on the most important defensive play of **Super Bowl LII** when he recovered the fumble on **Brandon Graham's** fourth-quarter strip-sack of Patriots QB **Tom Brady**. The takeaway set up a 46-yard FG by **Jake Elliott** that gave the Eagles a 41-33 lead with 1:05 remaining
- Strip-sacked QB **Case Keenum** (recovered by **Chris Long**) to halt a Vikings red zone drive in the NFC Championship win vs. Min. (1/21/18). Became the first Eagles rookie to record a strip-sack in a playoff game since **Derrick Burgess** on 1/27/02 at St. Louis (**Kurt Warner**). The takeaway set up a 76-yard TD drive that gave the Eagles a 21-7 advantage
- Capped off the Eagles' 19-10 victory vs. Oak. (12/25/17) with a 23-yard fumble recovery TD as time expired. Became the first Eagles rookie to register a fumble recovery TD since **Brian Rolle** on 11/7/11 vs. Chicago (22-yard TD)

2018 GAME-BY-GAME STATISTICS (PHI)

| Date | Opp | GP/S | Tot | Solo | Sk | Int | PD | FF | FR | Snaps | Pct |
|---------------|--------|------------|-----------|----------------------------|------------|----------|----------|----------|----------|------------|------------|
| Sep 6 | Atl | W | 1/1 | 2 | 1 | 0.0 | 0 | 0 | 0 | 40 | 57% |
| Sep 16 | at TB | L | 1/1 | 5 | 3 | 0.0 | 0 | 0 | 0 | 35 | 60% |
| Sep 23 | Ind | W | 1/1 | 5 | 3 | 1.5 | 0 | 0 | 0 | 38 | 64% |
| Sep 30 | at Ten | L | 1/1 | 3 | 2 | 1.0 | 0 | 0 | 0 | 54 | 76% |
| Oct 7 | Min | L | 0/0 | INACTIVE (SHOULDER) | | | | | | | |
| Oct 11 | at NYG | W | 1/1 | 2 | 2 | 0.0 | 0 | 0 | 0 | 31 | 48% |
| Oct 21 | Car | L | 1/1 | 2 | 2 | 0.0 | 0 | 0 | 0 | 37 | 63% |
| Oct 28 | at Jax | W | 0/0 | INJURED RESERVE (SHOULDER) | | | | | | | |
| Nov 11 | Dal | L | 0/0 | INJURED RESERVE (SHOULDER) | | | | | | | |
| Nov 18 | at NO | L | 0/0 | INJURED RESERVE (SHOULDER) | | | | | | | |
| Nov 25 | NYG | W | 0/0 | INJURED RESERVE (SHOULDER) | | | | | | | |
| Dec 3 | Was | W | 0/0 | INJURED RESERVE (SHOULDER) | | | | | | | |
| Dec 9 | at Dal | L | 0/0 | INJURED RESERVE (SHOULDER) | | | | | | | |
| Dec 16 | at LAR | W | 0/0 | INJURED RESERVE (SHOULDER) | | | | | | | |
| Dec 23 | Hou | W | 0/0 | INJURED RESERVE (SHOULDER) | | | | | | | |
| Dec 30 | at Was | W | 0/0 | INJURED RESERVE (SHOULDER) | | | | | | | |
| Totals | | 6/6 | 19 | 13 | 2.5 | 0 | 0 | 0 | 0 | 235 | 23% |

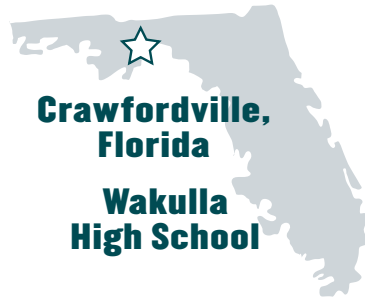
PLAYOFFS

| | | | | | | | | | | | |
|---------------|--------|------------|----------|----------------------------|------------|----------|----------|----------|----------|----------|-----------|
| Jan 6 | at Chi | W | 0/0 | INJURED RESERVE (SHOULDER) | | | | | | | |
| Jan 13 | at NO | L | 0/0 | INJURED RESERVE (SHOULDER) | | | | | | | |
| Totals | | 0/0 | 0 | 0 | 0.0 | 0 | 0 | 0 | 0 | 0 | 0% |





6-2 | 241  **8th Year**
DOB: Sept. 4, 1989 (Age 30)


Crawfordville, Florida
Wakulla High School



Florida State
D4a-12 (105th overall)
by Buffalo
Acquired: FA-Buf-16

THREE-STEP DROP

First job: Stocked frozen foods in the dairy section at Winn-Dixie. "I quit after three days. It was too cold!"

"Welcome to the NFL" moment: Having to hit former NFL fullback Vonta Leach his rookie year. "I was sore after that one."

Unique training methods: Yoga

NFL players he looked up to growing up: Derrick Brooks & Ray Lewis

If he could play another sport, what position: First or third base for the Miami Marlins

Three favorite throwback jerseys: Deion Sanders, Atlanta Falcons; Derrick Brooks, Tampa Bay Buccaneers; Dick Butkus, Chicago Bears



Nigel Bradham (pronounced BRAD-em) has produced more tackles (281), sacks (5.0), FFs (3) and PDs (15) than any Eagles LB since he joined the team in 2016. Bradham, who was signed by Philadelphia to a 5-year contract extension in the 2018 offseason, played a key role in the Eagles' **Super Bowl LII**-winning defense in 2017.

MOST TACKLES

EAGLES PLAYERS IN 2018

| | |
|-----------------|-----|
| Malcolm Jenkins | 136 |
| Nigel Bradham* | 97 |
| Jordan Hicks* | 89 |
| Corey Graham | 82 |
| Rasul Douglas | 60 |

EAGLES PLAYERS IN 2017

| | |
|-------------------|-----|
| Malcolm Jenkins | 119 |
| Jalen Mills | 86 |
| Nigel Bradham* | 85 |
| Rodney McLeod | 78 |
| Mychal Kendricks* | 72 |

EAGLES PLAYERS IN 2016

| | |
|-----------------|-----|
| Rodney McLeod | 117 |
| Malcolm Jenkins | 114 |
| Nigel Bradham* | 99 |
| Jordan Hicks* | 95 |
| Jalen Mills | 67 |

**Eagles linebackers*

SEASON HIGHLIGHTS

2018 - PHILADELPHIA EAGLES (15/15, 2/2)

- Registered 8 tackles (7 solo), 2 TFL, career-high-tying 2 PDs and 1 QB pressure and hit in the 16-15 win at Chi. (1/6/19) in the Wild Card round
- Sacked Giants QB **Eli Manning** and recorded 1 PD in the 34-13 win at NYG (10/11/8)
- Recovered a fumble by Vikings RB **Roc Thomas** in the fourth quarter vs. Min. (10/7/18). Has recovered a fumble in each of the last three seasons with the Eagles



CAREER STATISTICS

| Year | Team | GP/S | TACKLES | | | | | PASS DEFENSE | | | | | | FUMBLES | | | DEF SNAPS | |
|---------------|--------------|---------------|------------|------------|------------|-----------|------------|--------------|-----------|-----------|----------|-----------|-----------|----------|----------|-----------|------------|------------|
| | | | Total | Solo | Asst | TFL | Sacks | Int | Yds | Lg | TD | PD | QPH | FF | FR | Yds | No | Pct |
| 2012 | Buffalo | 16/11 | 47 | 27 | 20 | 2 | 0.0 | 0 | -- | -- | 0 | 1 | 0 | 0 | 1 | 0 | 395 | 36% |
| 2013 | Buffalo | 16/2 | 38 | 21 | 17 | 1 | 0.0 | 0 | -- | -- | 0 | 0 | 0 | 0 | 0 | -- | 285 | 25% |
| 2014 | Buffalo | 14/14 | 102 | 65 | 37 | 6 | 2.5 | 1 | 0 | 0 | 0 | 7 | 7 | 2 | 0 | -- | 805 | 74% |
| 2015 | Buffalo | 11/11 | 57 | 42 | 15 | 4 | 1.0 | 0 | -- | -- | 0 | 4 | 3 | 0 | 0 | -- | 728 | 67% |
| 2016 | Philadelphia | 16/16 | 99 | 67 | 32 | 7 | 2.0 | 1 | 28 | 28 | 0 | 5 | 2 | 2 | 1 | 0 | 990 | 97% |
| 2017 | Philadelphia | 15/15 | 85 | 67 | 18 | 5 | 1.0 | 0 | -- | -- | 0 | 8 | 2 | 1 | 1 | 37 | 923 | 90% |
| 2018 | Philadelphia | 15/15 | 97 | 77 | 20 | 3 | 2.0 | 0 | 0 | -- | 0 | 4 | 3 | 0 | 1 | 0 | 920 | 89% |
| Totals | | 103/84 | 519 | 362 | 157 | 28 | 8.5 | 2 | 28 | 28 | 0 | 29 | 17 | 5 | 4 | 37 | --- | --- |

PLAYOFFS

| | | | | | | | | | | | | | | | | | | |
|---------------|--------------|------------|-----------|-----------|----------|----------|------------|----------|-----------|-----------|----------|----------|----------|----------|----------|-----------|------------|------------|
| 2017 | Philadelphia | 3/3 | 12 | 10 | 2 | 1 | 1.0 | 0 | -- | -- | 0 | 1 | 1 | 0 | 0 | -- | 206 | 100% |
| 2018 | Philadelphia | 2/2 | 16 | 13 | 3 | 2 | 0.0 | 0 | -- | -- | 0 | 2 | 1 | 0 | 0 | -- | 135 | 96% |
| Totals | | 5/5 | 28 | 23 | 5 | 3 | 1.0 | 0 | -- | -- | 0 | 3 | 2 | 0 | 0 | -- | --- | --- |

ADDITIONAL STATISTICS

Special Teams Tackles: 28 - 2016 (3), 2015 (1), 2014 (1), 2013 (13), 2012 (10) **Fumble Recovery TD:** 11/19/17 at Dallas (**Dak Prescott** fumble forced by **Derek Barnett**)

CAREER HIGHS

| | | |
|----------------|-----|-------------------------------|
| Tackles | 14 | 12/22/16 vs. NYG |
| Sacks | 1.5 | 9/28/14 at Hou. |
| INTs | 1 | 2x, last: 9/19/16 at Chi. |
| PDs | 2 | 6x, last: 1/6/19 at Chi. (WC) |
| FFs | 1 | 5x, last: 12/10/17 at LAR |
| FRs | 1 | 4x, last: 10/7/18 vs. Min. |



BIRDSEED

Bradham was a consensus five-star prospect and earned *Parade* All-America honors after finishing his career at Wakulla High School with over 430 tackles and 20 sacks. As a senior in 2007, Bradham earned first-team 3A All-State honors and was named the *Tallahassee Democrat* All-Big Bend Defensive Player of the Year, compiling 145 tackles, 8 sacks and 4 INTs. He was a finalist for the 2008 U.S. Army Player of the Year award and earned a spot in the U.S. Army All-American Bowl.

Bradham graduated from Florida State in December 2011 with a degree in social science.



@NigelBradham_13



@5trey_

SEASON HIGHLIGHTS (Continued)

- Posted 7 tackles (3 solo) and 1.0 sack of Buccaneers QB **Ryan Fitzpatrick** in his season debut at TB (9/16/18)

2017 - PHILADELPHIA EAGLES (15/15, 3/3)

- Led Eagles LBs with 85 tackles (67 solo) and had a career-high 8 PDs. Added 12 tackles (10 solo), 1.0 sack and 1 PD during the team's **Super Bowl LII**-winning postseason run
- Sacked Falcons QB **Matt Ryan** on third down in the third quarter of the NFC Divisional Playoff vs. Atl. (1/13/18). Helped set up a scoring drive that culminated with a game-winning, 37-yard FG by **Jake Elliott**
- Forced a fumble of Rams WR **Tavon Austin** on a lateral play that was picked up by **Brandon Graham** and returned for the victory sealing TD in the 43-35 win at LAR (12/10/17)
- Recovered the fumble on a **Derek Barnett** strip-sack of Cowboys QB **Dak Prescott** and returned it 37 yards for his first career TD at Dal. (11/19/17)

2016 - PHILADELPHIA EAGLES (16/16)

- Led Eagles LBs with 99 tackles (67 solo) and a career-high 7 TFL while tying for the team-lead with 2 FFs
- Totaled a career-high 14 tackles vs. NYG (12/22/16)
- Intercepted Bears QB **Jay Cutler** in the third quarter at Chi. (9/19/16). Returned it 28 yards to Chicago's 2-yard line to set up a **Carson Wentz**-to-**Trey Burton** TD

2015 - BUFFALO BILLS (11/11)

- Registered 57 tackles (42 solo), 1.0 sack and 4 PDs

2014 - BUFFALO BILLS (14/14)

- Set career highs in tackles (102) and sacks (2.5)
- Recorded the first INT of his career when he picked off Texans QB **Ryan Fitzpatrick** at Hou. (9/28/14)



2018 GAME-BY-GAME STATISTICS (PHI)

| Date | Opp | GP/S | Tot | Solo | Sk | Int | PD | FF | FR | Snaps | Pct | | |
|-----------------|--------|------|--------------|------------------|-----------|------------|----------|----------|----------|----------|------------|------------|--|
| Sep 6 | Atl | W | 0/0 | SUSPENDED BY NFL | | | | | | | | | |
| Sep 16 | at TB | L | 1/1 | 7 | 3 | 1.0 | 0 | 0 | 0 | 0 | 47 | 81% | |
| Sep 23 | Ind | W | 1/1 | 2 | 2 | 0.0 | 0 | 0 | 0 | 0 | 41 | 69% | |
| Sep 30 | at Ten | L | 1/1 | 6 | 4 | 0.0 | 0 | 0 | 0 | 0 | 57 | 80% | |
| Oct 7 | Min | L | 1/1 | 8 | 6 | 0.0 | 0 | 0 | 0 | 1 | 59 | 95% | |
| Oct 11 | at NYG | W | 1/1 | 6 | 6 | 1.0 | 0 | 1 | 0 | 0 | 64 | 98% | |
| Oct 21 | Car | L | 1/1 | 7 | 5 | 0.0 | 0 | 0 | 0 | 0 | 59 | 100% | |
| Oct 28 | at Jax | W | 1/1 | 7 | 6 | 0.0 | 0 | 1 | 0 | 0 | 62 | 97% | |
| Nov 11 | Dal | L | 1/1 | 9 | 8 | 0.0 | 0 | 0 | 0 | 0 | 69 | 100% | |
| Nov 18 | at NO | L | 1/1 | 5 | 3 | 0.0 | 0 | 0 | 0 | 0 | 70 | 100% | |
| Nov 25 | NYG | W | 1/1 | 7 | 5 | 0.0 | 0 | 0 | 0 | 0 | 62 | 100% | |
| Dec 3 | Was | W | 1/1 | 5 | 3 | 0.0 | 0 | 0 | 0 | 0 | 45 | 100% | |
| Dec 9 | at Dal | L | 1/1 | 11 | 10 | 0.0 | 0 | 0 | 0 | 0 | 99 | 100% | |
| Dec 16 | at LAR | W | 1/1 | 7 | 6 | 0.0 | 0 | 0 | 0 | 0 | 76 | 100% | |
| Dec 23 | Hou | W | 1/1 | 6 | 6 | 0.0 | 0 | 0 | 0 | 0 | 65 | 100% | |
| Dec 30 | at Was | W | 1/1 | 4 | 4 | 0.0 | 0 | 2 | 0 | 0 | 45 | 100% | |
| Totals | | | 15/15 | 97 | 77 | 2.0 | 0 | 4 | 0 | 1 | 920 | 89% | |
| PLAYOFFS | | | | | | | | | | | | | |
| Jan 6 | at Chi | W | 1/1 | 8 | 7 | 0.0 | 0 | 2 | 0 | 0 | 64 | 100% | |
| Jan 13 | at NO | L | 1/1 | 8 | 6 | 0.0 | 0 | 0 | 0 | 0 | 71 | 92% | |
| Totals | | | 2/2 | 16 | 13 | 0.0 | 0 | 2 | 0 | 0 | 135 | 96% | |



SEASON HIGHLIGHTS (Continued)

2013 - BUFFALO BILLS (16/2)

- Finished with 38 tackles (21 solo) and also posted a career-high 13 special teams tackles

2012 - BUFFALO BILLS (16/11)

- Started the final 11 contests of his rookie season and recorded 47 tackles (27 solo), 1 PD and 1 FR

COLLEGE HIGHLIGHTS

- Appeared in 53 games (39 starts) at Florida State. During his four-year career, recorded 306 tackles (189 solo), 21.5 TFL and 9.0 sacks. Led the Seminoles in tackles in three consecutive seasons (2009-11)
- Earned All-ACC honorable mention honors in 2011 and was named the Seminoles' MVP after totaling a team-high 86 tackles with 5 PDs, 2 sacks and 2 INTs
- In 2009, received honorable mention Sophomore All-American honors from *College Football News* after starting 12 games and leading the team with 93 tackles (61 solo)

TRANSACTIONS

2012

Drafted by BUF in 4th round (105th overall)
Signed 4-year contract

7/30/14

Suspended by NFL for 1 game

9/8/14

Activated from reserve/suspended list

3/10/16

Agreed to terms with PHI on 2-year contract

3/14/18

Agreed to terms with PHI on 5-year contract

6/29/18

Suspended by NFL for 1 game

9/7/18

Activated from Reserve/Commissioner Exempt List

2017 GAME-BY-GAME STATISTICS (PHI)

| Date | Opp | GP/S | Tot | Solo | Sk | Int | PD | FF | FR | Snaps | Pct | | |
|-----------------|--------|------|--------------|-----------|-----------|------------|----------|----------|----------|----------|------------|-------------|--|
| Sep 10 | at Was | W | 1/1 | 4 | 3 | 0.0 | 0 | 1 | 0 | 0 | 63 | 100% | |
| Sep 17 | at KC | L | 1/1 | 4 | 2 | 0.0 | 0 | 0 | 0 | 0 | 53 | 100% | |
| Sep 24 | NYG | W | 1/1 | 7 | 6 | 0.0 | 0 | 0 | 0 | 0 | 69 | 100% | |
| Oct 1 | at LAC | W | 1/1 | 5 | 5 | 0.0 | 0 | 0 | 0 | 0 | 57 | 100% | |
| Oct 8 | Ari | W | 1/1 | 7 | 7 | 0.0 | 0 | 0 | 0 | 0 | 45 | 75% | |
| Oct 12 | at Car | W | 1/1 | 10 | 7 | 0.0 | 0 | 2 | 0 | 0 | 78 | 95% | |
| Oct 23 | Was | W | 1/1 | 3 | 3 | 0.0 | 0 | 0 | 0 | 0 | 64 | 100% | |
| Oct 29 | SF | W | 1/1 | 3 | 2 | 0.0 | 0 | 1 | 0 | 0 | 66 | 100% | |
| Nov 5 | Den | W | 1/1 | 5 | 4 | 1.0 | 0 | 0 | 0 | 0 | 54 | 84% | |
| Nov 19 | at Dal | W | 1/1 | 6 | 5 | 0.0 | 0 | 0 | 0 | 1 | 63 | 100% | |
| Nov 26 | Chi | W | 1/1 | 1 | 0 | 0.0 | 0 | 0 | 0 | 0 | 44 | 80% | |
| Dec 3 | at Sea | L | 1/1 | 6 | 4 | 0.0 | 0 | 0 | 0 | 0 | 62 | 100% | |
| Dec 10 | at LAR | W | 1/1 | 5 | 4 | 0.0 | 0 | 2 | 1 | 0 | 48 | 100% | |
| Dec 17 | at NYG | W | 1/1 | 10 | 7 | 0.0 | 0 | 2 | 0 | 0 | 88 | 100% | |
| Dec 25 | Oak | W | 1/1 | 9 | 8 | 0.0 | 0 | 0 | 0 | 0 | 69 | 100% | |
| Dec 31 | Dal | L | 0/0 | INACTIVE | | | | | | | | | |
| Totals | | | 15/15 | 85 | 67 | 1.0 | 0 | 8 | 1 | 1 | 923 | 90% | |
| PLAYOFFS | | | | | | | | | | | | | |
| Jan 13 | Atl | W | 1/1 | 3 | 2 | 1.0 | 0 | 1 | 0 | 0 | 63 | 100% | |
| Jan 21 | Min | W | 1/1 | 3 | 3 | 0.0 | 0 | 0 | 0 | 0 | 67 | 100% | |
| Feb 4 | at NE | W | 1/1 | 6 | 5 | 0.0 | 0 | 0 | 0 | 0 | 76 | 100% | |
| Totals | | | 3/3 | 12 | 10 | 1.0 | 0 | 1 | 0 | 0 | 206 | 100% | |



6-5 | 335  **8th Year**

DOB: Aug. 19, 1989 (Age 30)



**Milwaukee,
Wisconsin**

**Riverside University
High School**



Miami (Ohio)

D3b-12 (76th overall)

by Houston

Acquired: FA-Hou-16



One of the top offensive guards in the NFL, **Brandon Brooks** has been voted to the Pro Bowl following each of the last two seasons. Originally selected by the Texans in the 3rd round (76th overall) of the 2012 NFL Draft, Brooks signed a 5-year contract with the Eagles during the 2016 offseason.

CAREER HIGHLIGHTS

- Started all 16 regular-season games and both of the team's postseason contests in 2018. Earned **Pro Bowl** honors for the second-consecutive season
- Earned his first career **Pro Bowl** nod after playing an integral role on the Eagles' **Super Bowl LII**-winning offensive line. In 2017, helped the team rank 3rd in the NFL in offensive points (414, tied) and rushing offense (132.2) and 7th in total offense (365.8)
- Started 14 games at right guard in his first season with the Eagles in 2016
- In 2015, started 14 games for Houston, opening 13 contests at right guard and 1 at left guard. Also started the Texans' Wild Card game vs. KC (1/9/16)
- Opened 15 games for the Texans at right guard in 2014 and paved the way for the Texans ground game to accumulate 2,161 yards, the 2nd-most rushing yards in a single season in franchise history and the 5th-highest total in the NFL that season. Was part of an offensive line that surrendered just 26 sacks, marking the 4th-best total in the NFL
- Became a full-time starter in 2013 and opened 15 contests for the Texans at right guard

THREE-STEP DROP

First jersey:

Ray Allen, Milwaukee Bucks

If he could be any superhero:

Deadpool, The Flash, or Wolverine

First job: Worked on the grounds crew in college at Miami. Landscaped and poured concrete

Best players he has faced: Geno Atkins and Ndamukong Suh

Hobbies: Golfing and reading

Favorite Halloween costume: The Black Ranger from Power Rangers

Three favorite throwback jerseys:

Reggie White, Philadelphia Eagles; Satchel Paige; George Gervin

Favorite Philadelphia restaurant:

Ralph's Italian Resturant

Favorite books: Zero to One by

Peter Thiel, Outliers by Malcolm Gladwell, and The Road to Character by David Brooks

COLLEGE HIGHLIGHTS

- Started 41 of the 45 games he played for the Miami University (Ohio) RedHawks and was a three-time All-Mid-American Conference selection



COMMENCEMENT SPEECH

In May 2018, Brooks returned to his alma mater at Miami (Ohio) to deliver a commencement speech to a graduating class of more than 4,000 students. His inspirational speech highlighted his battle with anxiety and also touched on the importance of having a positive outlook on life.

“I am proud of a number of accomplishments I achieved this year - Pro Bowl, Super Bowl - but I am especially proud of defeating the anxiety that has affected me in the past. Truth be told - today I’m feeling a little anxious, but I’ve learned through therapy to not worry or care about making a mistake. Why? Because the best thing about life is that it goes on.”

AN EARLY INFLUENCE

Brooks cites his former neighbor, Jarrod Johnson, as the biggest influence on his football career. Johnson, a former offensive lineman, played with the San Diego Chargers, the Pittsburgh Steelers and the Sacramento Surge of the World League. The two still talk to this day.

BIRDSEED

Brooks took up football at the age of 12 when he played tight end and middle linebacker for the Riverside Tigers. He cites his former neighbor, Jarrod Johnson, as the biggest influence on his football career. Johnson, a former offensive lineman himself, played with the San Diego Chargers, the Pittsburgh Steelers and the Sacramento Surge of the World League. The two still talk to this day.

 @bbrooks_79

CAREER STATISTICS

| Year | Team | GP/S | STARTS | | OFF SNAPS | |
|---------------|--------------|--------------|----------|-----------|------------|------------|
| | | | LG | RG | No | Pct |
| 2012 | Houston | 6/0 | 0 | 0 | 110 | 10% |
| 2013 | Houston | 15/15 | 0 | 15 | 1043 | 93% |
| 2014 | Houston | 15/15 | 0 | 15 | 985 | 89% |
| 2015 | Houston | 14/14 | 1 | 13 | 981 | 83% |
| 2016 | Philadelphia | 14/14 | 0 | 14 | 991 | 87% |
| 2017 | Philadelphia | 16/16 | 0 | 16 | 1077 | 95% |
| 2018 | Philadelphia | 16/16 | 0 | 16 | 1087 | 99% |
| Totals | | 96/90 | 1 | 89 | --- | --- |

PLAYOFFS

| | | | | | | |
|---------------|--------------|------------|----------|----------|------------|------------|
| 2012 | Houston | 2/0 | 0 | 0 | 63 | 40% |
| 2015 | Houston | 1/1 | 0 | 1 | 64 | 100% |
| 2017 | Philadelphia | 3/3 | 0 | 3 | 207 | 100% |
| 2018 | Philadelphia | 2/2 | 0 | 2 | 82 | 69% |
| Totals | | 8/6 | 0 | 6 | --- | --- |

COLLEGE HIGHLIGHTS (Continued)

- Registered 287 knockdowns and 47 touchdown-resulting blocks, including 35 touchdown-resulting blocks on the RedHawks' 40 rushing touchdowns during his career
- Made the switch to right guard for his senior season (2011) and started all 12 games, earning an appearance in the East-West Shrine Game
- Missed the beginning of his junior season (2010) with an injury, but returned to start two games at left tackle and four games at left guard, helping the RedHawks go 6-0 in those contests. Despite the injury, earned All-MAC second-team honors for a second-consecutive season
- As a sophomore in 2009, earned second-team All-MAC honors after starting 12 games at left tackle and registering 12 touchdown-resulting blocks
- Was named the RedHawks Freshman of the Year as a redshirt freshman in 2008 after he started all 12 games at left guard and recorded 70 knockdowns

TRANSACTIONS

- 2012** Drafted by HOU in 3rd round (76th overall)
Signed 4-year contract
- 3/9/16** Agreed to terms with PHI on a 5-year contract



6-1 | 250  **8th Year**
DOB: Oct. 23, 1989 (Age 29)

Columbia, Maryland

Wilde Lake High School



North Carolina
D2-12 (52nd overall)
by Tennessee
Acquired: FA-Was-19



AP
2016



Originally selected by Tennessee in the 2nd round (52nd overall) of the 2012 NFL Draft, **Zach Brown** signed with the Eagles during the 2019 offseason. Brown spent the previous two seasons (2017-18) with Washington and posted a team-leading 223 tackles in that span. In 2016, he led Buffalo with an AFC-high 149 tackles and earned his first career Pro Bowl nod as well as second-team All-Pro honors from the *Associated Press*.

MOST TACKLES PER GAME

NFL LINEBACKERS SINCE 2016

| | |
|-------------------|------|
| Bobby Wagner | 9.32 |
| Luke Kuechly | 8.71 |
| Kwon Alexander | 8.41 |
| Sean Lee | 8.36 |
| Christian Kirksey | 8.31 |
| Zach Brown | 8.27 |

(min. 30 games)

MOST TACKLES

REDSKINS PLAYERS (2017-18)

| | |
|-----|-----------------|
| 223 | Zach Brown |
| 161 | Mason Foster |
| 131 | D.J. Swearingen |

MOST TACKLES FOR LOSS

NFL LINEBACKERS SINCE 2016

| | |
|----------------|----|
| Von Miller | 44 |
| Chandler Jones | 43 |
| Ryan Kerrigan | 41 |
| Lavonte David | 38 |
| Terrell Suggs | 35 |
| Zach Brown | 33 |
| Luke Kuechly | 33 |

BIRDSEED

Brown attended Wilde Lake (MD) High School, where he was an All-Howard County selection after rushing for 1,537 yards and 20 TDs and collecting more than 90 tackles as a senior.

Brown also posted a 29-0 wrestling record, recording 17 pins and five technical falls, and captured the Maryland Class 3-A title in the 100-meter dash and 200-meter dash, becoming the first player in school history to win as tate title in track.

Brown is a native of Estill, SC and was born in Beaufort, SC. He attended Hargrave (Chatham, VA) Military Academy prior to enrolling at UNC.

CAREER HIGHLIGHTS

- In 2016, earned second-team **All-Pro** honors from the *Associated Press* and was named to his first career **Pro Bowl**. Finished with a career-high and AFC-leading 149 tackles
- As a rookie in 2012, tied an NFL single-game record vs. Jax. (12/30/12) with 2 INT-TDs, becoming just the 31st player in league history to accomplish the feat



CAREER STATISTICS

| Year | Team | GP/S | TACKLES | | | | | PASS DEFENSE | | | | | | FUMBLES | | | DEF SNAPS | |
|---------------|------------|--------------|------------|------------|------------|-----------|-------------|--------------|------------|------------|----------|-----------|-----------|----------|----------|----------|------------|------------|
| | | | Total | Solo | Asst | TFL | Sacks | Int | Yds | Lg | TD | PD | OPH | FF | FR | Yds | No | Pct |
| 2012 | Tennessee | 16/14 | 92 | 68 | 24 | 11 | 5.5 | 3 | 156 | 79t | 2 | 5 | 8 | 1 | 2 | 6 | 742 | 66% |
| 2013 | Tennessee | 16/13 | 90 | 71 | 19 | 9 | 4.0 | 1 | 3 | 3 | 0 | 5 | 7 | 1 | 1 | 0 | 757 | 71% |
| 2014 | Tennessee | 1/1 | 0 | 0 | 0 | 0 | 0.0 | 0 | 0 | -- | 0 | 0 | 0 | 0 | 0 | 4 | 1% | |
| 2015 | Tennessee | 16/5 | 77 | 55 | 22 | 4 | 0.5 | 2 | 45 | 45 | 0 | 3 | 2 | 0 | 0 | 490 | 47% | |
| 2016 | Buffalo | 16/16 | 149 | 97 | 52 | 11 | 4.0 | 1 | 0 | 0 | 0 | 4 | 8 | 2 | 0 | 977 | 91% | |
| 2017 | Washington | 13/13 | 127 | 84 | 43 | 12 | 2.5 | 0 | 0 | -- | 0 | 2 | 5 | 0 | 0 | 834 | 76% | |
| 2018 | Washington | 16/12 | 96 | 69 | 27 | 10 | 1.0 | 0 | 0 | -- | 0 | 1 | 2 | 2 | 0 | 703 | 68% | |
| Totals | | 94/74 | 631 | 444 | 187 | 57 | 17.5 | 7 | 204 | 79t | 2 | 20 | 32 | 6 | 3 | 6 | --- | --- |

ADDITIONAL STATISTICS

Special Teams Tackles: 1 - 2013 (1)

CAREER HIGHS

| | | |
|---------|-----|-----------------------------|
| Tackles | 17 | 10/2/16 at NE |
| Sacks | 2.0 | 2x, last: 9/8/13 at Pit. |
| INTs | 2 | 12/30/12 at Jax. |
| PDs | 3 | 12/30/12 at Jax. |
| FFs | 2 | 10/2/16 at NE |
| FRs | 1 | 3x, last: 12/29/13 vs. Hou. |

2018 GAME-BY-GAME STATISTICS (WAS)

| Date | Opp | GP/S | Tot | Solo | Sk | Int | PD | FF | FR | Snaps | Pct |
|---------------|--------|------|--------------|-----------|-----------|------------|----------|----------|----------|------------|------------|
| Sep 9 | at Ari | W | 1/1 | 5 | 5 | 0.0 | 0 | 0 | 0 | 36 | 68% |
| Sep 16 | Ind | L | 1/1 | 9 | 3 | 0.0 | 0 | 0 | 0 | 51 | 84% |
| Sep 23 | GB | W | 1/1 | 6 | 3 | 0.0 | 0 | 0 | 0 | 50 | 73% |
| Oct 8 | at NO | L | 1/1 | 6 | 4 | 0.0 | 0 | 0 | 0 | 58 | 88% |
| Oct 14 | Car | W | 1/1 | 6 | 5 | 0.0 | 0 | 0 | 0 | 46 | 77% |
| Oct 21 | Dal | W | 1/1 | 9 | 8 | 0.0 | 0 | 0 | 0 | 35 | 53% |
| Oct 28 | at NYG | W | 1/1 | 6 | 3 | 0.0 | 0 | 1 | 0 | 43 | 61% |
| Nov 4 | Atl | L | 1/1 | 3 | 3 | 0.0 | 0 | 0 | 0 | 53 | 78% |
| Nov 11 | at TB | W | 1/1 | 9 | 7 | 0.0 | 0 | 0 | 1 | 52 | 75% |
| Nov 18 | Hou | L | 1/1 | 6 | 3 | 0.0 | 0 | 0 | 0 | 55 | 87% |
| Nov 22 | at Dal | L | 1/1 | 4 | 3 | 0.0 | 0 | 0 | 0 | 48 | 69% |
| Dec 3 | at Phi | L | 1/1 | 9 | 8 | 0.0 | 0 | 0 | 1 | 68 | 91% |
| Dec 9 | NYG | L | 1/0 | 2 | 1 | 0.0 | 0 | 0 | 0 | 28 | 44% |
| Dec 16 | at Jax | W | 1/0 | 3 | 2 | 1.0 | 0 | 0 | 0 | 18 | 35% |
| Dec 22 | at Ten | L | 1/0 | 2 | 2 | 0.0 | 0 | 0 | 0 | 24 | 43% |
| Dec 30 | Phi | L | 1/0 | 11 | 9 | 0.0 | 0 | 0 | 0 | 38 | 54% |
| Totals | | | 16/12 | 96 | 69 | 1.0 | 0 | 1 | 2 | 703 | 68% |

NOTES TO KNOW

- Ranks 6th among NFL LBs in tackles per game (8.27) since 2016, trailing only **Bobby Wagner** (9.32), **Luke Kuechly** (8.71), **Kwon Alexander** (8.41), **Sean Lee** (8.36) and **Christian Kirksey** (8.31) (min. 30 games)
- Is tied for the 6th-most TFLs (33) among NFL LBs since 2016, behind **Von Miller** (44), **Chandler Jones** (43), **Ryan Kerrigan** (41), **Lavonte David** (38) and **Terrell Suggs** (35)

SEASON HIGHLIGHTS

2018 - WASHINGTON REDSKINS (16/12)

- Ranked 2nd on the Redskins defense with 96 tackles (3rd-most of his NFL career), behind **Mason Foster** (131)

2017 - WASHINGTON REDSKINS (13/13)

- In his first season with Washington, led the team with 127 tackles and added 2.5 sacks. Despite missing the final 3 games of the season due to injury, tied for 9th in the NFL in tackles (led the league at the time of his injury)

2016 - BUFFALO BILLS (16/16)

- Earned second-team **All-Pro** honors from the *Associated Press* and was named to his first career **Pro Bowl**. Finished the season with a career-high and AFC-leading 149 tackles, while logging 4.0 sacks, 2 FFs and 1 INT
- Following a Week 4 win at NE (10/2/16), was named **AFC Defensive Player of the Week** after registering a career-high 17 tackles, 2 FFs and 1.0 sack



RB COREY CLEMENT 30



5-10 | 220  **3rd Year**

DOB: Nov. 2, 1994 (Age 24)

**Glassboro,
New Jersey**

**Glassboro
High School**



**Wisconsin
UDFA ('17) by Philadelphia**

MOST SUPER BOWL RECEIVING YARDS

NFL ROOKIE HISTORY

109 Chris Matthews (XLIX)

109 Torry Holt (XXXIV)

107 Cris Collinsworth (XVII)

100 Corey Clement (LII)

THREE-STEP DROP

Prized possession: His college degree

Desired talent: Ability to sing like Bruno Mars

Surprisingly good at: Making breakfast

If he could play another sport, what position: NBA point guard

Player he models his game after: Le'Veon Bell

Favorite athletes growing up: Marshall Faulk, Derek Fisher, Steve Nash, Barry Sanders

Favorite TV show: *Friends*



Signed by Philadelphia as an undrafted free agent in 2017, **Corey Clement** (pronounced CLEM-int) became the first undrafted Eagle to register 1,200+ all-purpose yards (1,294) in their first two NFL seasons since **Derrick Witherspoon** from 1995-96 (1,737). Clement caught a team-high 100 receiving yards in **Super Bowl LII** and fielded the snap on the "Philly Special," one of the most memorable trick plays in league history.

MOST OFFENSIVE TDS

EAGLES RUNNING BACKS SINCE 2017

Corey Clement 8

Wendell Smallwood 6

Jay Ajayi 5

Several players tied 3

MOST ALL-PURPOSE YARDS

UNDRAFTED EAGLES (FIRST TWO SEASONS)

D. Witherspoon (1995-96) 1,737

Bosh Pritchard (1942, '46) 1,325

Vaughn Hebron (1993-94) 1,319

Corey Clement (2017-18) 1,294

Hal Giancanelli (1953-54) 1,163

CAREER HIGHLIGHTS

- Posted a career-high 100 receiving yards in **Super Bowl LII**, including a 22-yard TD reception. Became just the fourth rookie in NFL history with 100+ receiving yards in the Super Bowl, joining **Chris Matthews** (109 - XLIX with Seattle), **Torry Holt** (109 - XXXIV with St. Louis) and **Cris Collinsworth** (107 - XVI with Cincinnati)
- Fielded the snap on one of the most memorable trick plays in NFL history in **Super Bowl LII**, known as the "Philly Special," when **Nick Foles** caught a TD from **Trey Burton** on fourth down



CAREER STATISTICS

| Year | Team | GP/S | RUSHING | | | | | RECEIVING | | | | | OFF SNAPS | | | KICK RETURNS | | | | |
|---------------|--------------|-------------|------------|------------|------------|-----------|----------|-----------|------------|------------|-----------|----------|------------|------------|------------|--------------|------------|-------------|-----------|----------|
| | | | Att | Yds | Avg | Lg | TD | Rec | Yds | Avg | Lg | TD | TYS | No | Pct | Ret | Yds | Avg | Lg | TD |
| 2017 | Philadelphia | 16/0 | 74 | 321 | 4.3 | 28 | 4 | 10 | 123 | 12.3 | 28 | 2 | 444 | 256 | 23% | 2 | 49 | 24.5 | 35 | 0 |
| 2018 | Philadelphia | 11/0 | 68 | 259 | 3.8 | 32 | 2 | 22 | 192 | 8.7 | 23 | 0 | 451 | 238 | 22% | 13 | 333 | 25.6 | 48 | 0 |
| Totals | | 27/0 | 142 | 580 | 4.1 | 32 | 6 | 32 | 315 | 9.8 | 28 | 2 | 895 | --- | --- | 15 | 382 | 25.5 | 48 | 0 |

PLAYOFFS

| | | | | | | | | | | | | | | | | | | | | |
|---------------|--------------|------------|--|-----------|------------|-----------|----------|-----------|------------|-------------|-----------|----------|------------|-----------|------------|----------|-----------|-------------|-----------|----------|
| 2017 | Philadelphia | 3/0 | 6 | 33 | 5.5 | 14 | 0 | 10 | 139 | 13.9 | 55 | 1 | 172 | 61 | 29% | 2 | 47 | 23.5 | 25 | 0 |
| 2018 | Philadelphia | 0/0 | PLACED ON INJURED RESERVE (KNEE) ON 12/11/18 | | | | | | | | | | | | | | | | | |
| Totals | | 3/0 | 6 | 33 | 5.5 | 14 | 0 | 10 | 139 | 13.9 | 55 | 1 | 172 | 61 | 29% | 2 | 47 | 23.5 | 25 | 0 |

ADDITIONAL STATISTICS

Fumbles/Lost: 4/0 - 2018 (4/0) **Special Teams Fumbles/Lost:** 2/0 - 2018 (2/0) **Punt Returns:** 6-17 - 2018 (6-17) **2-Point Conversion:** 1 rushing at Dallas (11/19/17)

CAREER HIGHS

| | | |
|-----------------------------|-----|-----------------------------|
| Rush Attempts | 16 | 9/23/18 vs. Ind. |
| Rushing Yards | 56 | 9/23/18 vs. Ind. |
| Rushing Long | 32 | 11/25/18 vs. NYG |
| Rushing TDs | 2 | 11/5/17 vs. Den. |
| Receptions | 5 | 2x, last: 9/16/18 at TB |
| Receiving Yards | 100 | 2/4/18 at NE (SB) |
| Receiving Long | 55 | 2/4/18 at NE (SB) |
| Receiving TDs | 1 | 3x, last: 2/4/18 at NE (SB) |
| Scrimmage Yards | 108 | 2/4/18 at NE (SB) |
| Offensive TDs | 3 | 11/5/17 vs. Den. |
| Kickoff Returns | 4 | 2x, last: 11/18/18 at NO |
| Kickoff Return Yards | 114 | 11/18/18 at NO |
| Kickoff Return Long | 48 | 11/18/18 at NO |

SEASON HIGHLIGHTS

2018 - PHILADELPHIA EAGLES (11/0, 0/0)

- Totaled career highs in receptions (22), receiving yards (192) and scrimmage yards (451). Also led the team in kickoff return yards (333) and kickoff return average (25.6)
- Registered a career-long 32-yard run in the second quarter of the 25-22 win vs. NYG (11/25/18). Marked the 2nd-longest play from scrimmage of his career (55-yard reception on 2/4/18 vs. New England in **Super Bowl LII**)
- Recorded career highs in kickoff returns (4) and kickoff return yards (114) and registered the longest kickoff return (48 yards) of his career at NO (11/18/18)
- Produced career highs in rush attempts (16) and rushing yards (56) in the 20-16 win vs. Ind. (9/23/18)
- Rushed for a game-tying (7-7), 15-yard TD in the second quarter at TB (9/16/18). The score tied for the longest rushing TD of his career (also 9/24/17 vs. N.Y. Giants)

2017 - PHILADELPHIA EAGLES (16/0, 3/0)

- Posted a career-high 100 receiving yards in **Super Bowl LII**, including a 22-yard TD reception. Became just the fourth rookie in NFL history with 100+ receiving yards in the Super Bowl, joining **Chris Matthews** (109 - XLIX with Seattle), **Torry Holt** (109 - XXXIV with Seattle) and **Cris Collinsworth** (107- XVI with Cincinnati)



BIRDSEED

Clement prepped at Glassboro HS (Glassboro, NJ), where he was coached by Mark Maccarone. He was selected to the Semper Fidelis All-American Bowl after finishing his high school career with an outstanding 6,245 rushing yards, 34 rushing TDs and 90 total TDs. Clement, who set the New Jersey state record with 479 yards against Gloucester City, earned first-team all-state honors after rushing for 2,323 yards and 33 TDs while also recording 47 tackles and 8.0 sacks as a senior. He also ran for 2,510 yards and 36 total TDs as a junior and tallied 1,205 rushing yards and 15 TDs as a sophomore.

Clement is the son of Latanya and Steve Clement. He majored in life sciences communication at the University of Wisconsin and interned at Merrill Lynch during the summer of 2016.

@CoreyClement_6 @yeroc_



2018 GAME-BY-GAME STATISTICS (PHILADELPHIA)

| Date | Opp | GP/S | RUSHING | | | | | | RECEIVING | | | | | SNAPS | | | KICK RETURNS | | | | |
|---------------|--------|------|-------------|------------------------|------------|------------|-----------|----------|-----------|------------|------------|-----------|----------|------------|------------|------------|--------------|------------|-------------|-----------|----------|
| | | | Att | Yds | Avg | Lg | TD | Rec | Yds | Avg | Lg | TD | TYS | No | Pct | Ret | Yds | Avg | Lg | TD | |
| Sep 6 | Atl | W | 1/0 | 5 | 26 | 5.2 | 21 | 0 | 0 | 0 | --- | -- | 0 | 26 | 13 | 18% | 0 | 0 | --- | -- | 0 |
| Sep 16 | at TB | L | 1/0 | 6 | 30 | 5.0 | 15t | 1 | 5 | 55 | 11.0 | 19 | 0 | 85 | 33 | 42% | 0 | 0 | --- | -- | 0 |
| Sep 23 | Ind | W | 1/0 | 16 | 56 | 3.5 | 16 | 0 | 3 | 19 | 6.3 | 8 | 0 | 75 | 45 | 55% | 0 | 0 | --- | -- | 0 |
| Sep 30 | at Ten | L | 0/0 | INACTIVE (QUADRICEP) | | | | | | | | | | | | | | | | | |
| Oct 7 | Min | L | 0/0 | DID NOT PLAY | | | | | | | | | | | | | | | | | |
| Oct 11 | at NYG | W | 1/0 | 11 | 43 | 3.9 | 14 | 1 | 3 | 26 | 8.7 | 20 | 0 | 69 | 26 | 37% | 0 | 0 | --- | -- | 0 |
| Oct 21 | Car | L | 1/0 | 8 | 6 | 0.8 | 4 | 0 | 2 | 16 | 8.0 | 11 | 0 | 22 | 25 | 37% | 0 | 0 | --- | -- | 0 |
| Oct 28 | at Jax | W | 1/0 | 4 | 6 | 1.5 | 5 | 0 | 1 | -1 | -1.0 | -1 | 0 | 5 | 13 | 21% | 1 | 17 | 17.0 | 17 | 0 |
| Nov 11 | Dal | L | 1/0 | 5 | 13 | 2.6 | 11 | 0 | 1 | -5 | -5.0 | -5 | 0 | 8 | 18 | 29% | 4 | 93 | 23.3 | 26 | 0 |
| Nov 18 | at NO | L | 1/0 | 2 | 11 | 5.5 | 8 | 0 | 2 | 4 | 2.0 | 4 | 0 | 15 | 14 | 27% | 4 | 114 | 28.5 | 48 | 0 |
| Nov 25 | NYG | W | 1/0 | 5 | 45 | 9.0 | 32 | 0 | 2 | 31 | 15.5 | 23 | 0 | 76 | 24 | 37% | 2 | 51 | 25.5 | 26 | 0 |
| Dec 3 | Was | W | 1/0 | 5 | 27 | 5.4 | 11 | 0 | 3 | 47 | 15.7 | 23 | 0 | 74 | 23 | 31% | 1 | 22 | 22.0 | 22 | 0 |
| Dec 9 | at Dal | L | 1/0 | 1 | -4 | -4.0 | -4 | 0 | 0 | 0 | --- | -- | 0 | -4 | 4 | 8% | 1 | 36 | 36.0 | 36 | 0 |
| Dec 16 | at LAR | W | 0/0 | INJURED RESERVE (KNEE) | | | | | | | | | | | | | | | | | |
| Dec 23 | Hou | W | 0/0 | INJURED RESERVE (KNEE) | | | | | | | | | | | | | | | | | |
| Dec 30 | at Was | W | 0/0 | INJURED RESERVE (KNEE) | | | | | | | | | | | | | | | | | |
| Totals | | | 11/0 | 68 | 259 | 3.8 | 32 | 2 | 22 | 192 | 8.7 | 23 | 0 | 451 | 238 | 22% | 13 | 333 | 25.8 | 48 | 0 |

PLAYOFFS

| | | | | | | | | | | | | | | | | | | | | | |
|---------------|--------|---|------------|------------------------|----------|------------|-----------|----------|----------|----------|------------|-----------|----------|----------|------------|------------|----------|----------|------------|-----------|----------|
| Jan 6 | at Chi | W | 0/0 | INJURED RESERVE (KNEE) | | | | | | | | | | | | | | | | | |
| Jan 13 | at NO | L | 0/0 | INJURED RESERVE (KNEE) | | | | | | | | | | | | | | | | | |
| Totals | | | 0/0 | 0 | 0 | --- | -- | 0 | 0 | 0 | --- | -- | 0 | 0 | --- | --- | 0 | 0 | --- | -- | 0 |



SEASON HIGHLIGHTS (Continued)

- Registered a career-long 55-yard reception in **Super Bowl LII**. Marked the longest catch by a RB in the Super Bowl since **Kenny King's** 80-yard TD vs. Philadelphia with Oakland in Super Bowl XV
- Fielded the snap on one of the most memorable trick plays in NFL history in **Super Bowl LII**, known as the "Philly Special," when **Nick Foles** caught a TD from **Trey Burton**
- Totaled a career-high-tying 5 catches in the Divisional Playoff win vs. Atl. (1/13/18). Became the first Eagles rookie with 5+ catches in a playoff game since **Jeremy Maclin** (7) on 1/9/10 at Dallas
- His 6 TDs (team-high 4 rushing TDs) in the regular season tied for the 4th-most ever by an Eagles rookie RB, behind **Mel Bleeker** in 1944 (8), **Don Johnson** in 1953 (7) and **Steve Van Buren** in 1944 (7)
- Tacked on the first 2-point conversion of his career after scoring his 6th TD of the season (4th rushing TD) on the opening drive of the second half at Dal. (11/19/17)
- Produced a career-high 3 TDs (2 rushing, 1 receiving) in the 51-23 win vs. Den. (11/5/17). Became the first Eagle with 2+ rushing TDs and 1+ receiving TD in a game since **Brian Westbrook** on 11/27/08 vs. Arizona and the first Eagles rookie since **Don Johnson** on 11/15/53 at Baltimore
- Made an acrobatic catch for his first career receiving TD on a 9-yard pass from **Carson Wentz** vs. Was. (10/23/17)



6-4 | 310 🇺🇸 **8th Year**
DOB: Dec. 13, 1990 (Age 28)

**Yazoo City,
Mississippi**



**Yazoo City
High School**



Mississippi State
D1-12 (12th overall)
by Philadelphia



One of the NFL's best defensive players, Fletcher Cox was originally selected by the Eagles with the 12th-overall pick in the 2012 NFL Draft. A four-time Pro Bowler and four-time All-Pro honoree, Cox has produced 44.5 career sacks (career-high 10.5 sacks in 2018), which are the most by an interior DL in franchise history.

| AP | AP | AP | AP |
|------|------|------|------|
| 2014 | 2015 | 2017 | 2018 |
| | | | |
| 2016 | 2017 | 2018 | 2019 |

CAREER SACKS

ALL-TIME EAGLES INTERIOR DL



FLETCHER COX
44.5



ANDY HARMON
39.5



KEN CLARKE
32.5



COREY SIMON
32.0

MOST SACKS

EAGLES PLAYERS IN 2018

| | |
|------|-----------------|
| 10.5 | Fletcher Cox |
| 9.0 | Michael Bennett |
| 6.5 | Chris Long |
| 4.0 | Brandon Graham |
| 3.0 | Jordan Hicks |

THREE-STEP DROP

Favorite meal: Mom's baked beans, mac and cheese, grilled chicken and pork chops

Best player he has ever faced: Cowboys T Tyrone Smith

If he could play another sport, what position: First baseman, New York Yankees

First jersey owned: LaDarian Tomlinson, San Diego Chargers

Three favorite throwback jerseys: Michael Jordan, Chicago Bulls; Ronnie Lott, San Francisco 49ers; Ken Griffey Jr., Cincinnati Reds

CAREER HIGHLIGHTS

- Is a four-time **Pro Bowl** selection (2015-18), the most ever by an Eagles DT
- Earned first-team **All-Pro** honors from the *Associated Press* for the first time in his career after producing a career-high 10.5 sacks in 2018. Also voted second-team **All-Pro** in 2014, 2015 and 2017
- His 44.5 career sacks are the most by an interior defensive lineman in Eagles history. Ranks 6th overall in team history, behind **Reggie White** (124.0), **Trent Cole** (85.5), **Clyde Simmons** (76.0), **Hugh Douglas** (54.5) and **Greg Brown** (50.5)

SEASON HIGHLIGHTS

2018 - PHILADELPHIA EAGLES (16/16, 2/2)

- Named to the **Pro Bowl** and voted first-team **All-Pro** by the *Associated Press* after logging a career-high 10.5 sacks



CAREER STATISTICS

| Year | Team | GP/S | TACKLES | | | | | PASS DEFENSE | | | | | | FUMBLES | | | DEF SNAPS | |
|---------------|--------------|----------------|------------|------------|------------|-------------|-------------|--------------|----------|-----------|----------|-----------|------------|----------|-----------|-----------|------------|------------|
| | | | Total | Solo | Asst | TFL | Sacks | Int | Yds | Lg | TD | PD | QPH | FF | FR | Yds | No | Pct |
| 2012 | Philadelphia | 15/9 | 65 | 46 | 19 | 7 | 5.5 | 0 | 0 | -- | 0 | 2 | 24 | 0 | 0 | 0 | 509 | 49% |
| 2013 | Philadelphia | 16/16 | 66 | 44 | 22 | 1 | 3.0 | 0 | 0 | -- | 0 | 3 | 21 | 0 | 1 | 3 | 882 | 73% |
| 2014 | Philadelphia | 16/16 | 70 | 59 | 11 | 7 | 4.0 | 0 | 0 | -- | 0 | 0 | 14 | 1 | 3 | 21 | 921 | 80% |
| 2015 | Philadelphia | 16/16 | 104 | 80 | 24 | 16.5 | 9.5 | 0 | 0 | -- | 0 | 0 | 32 | 3 | 2 | 0 | 983 | 81% |
| 2016 | Philadelphia | 16/16 | 53 | 34 | 19 | 10 | 6.5 | 0 | 0 | -- | 0 | 4 | 21 | 1 | 1 | 0 | 773 | 76% |
| 2017 | Philadelphia | 14/14 | 35 | 23 | 12 | 4 | 5.5 | 0 | 0 | -- | 0 | 3 | 34 | 1 | 2 | 20 | 608 | 59% |
| 2018 | Philadelphia | 16/16 | 53 | 38 | 15 | 15 | 10.5 | 0 | 0 | -- | 0 | 1 | 74 | 1 | 1 | 0 | 830 | 80% |
| Totals | | 109/103 | 446 | 324 | 122 | 60.5 | 44.5 | 0 | 0 | -- | 0 | 13 | 219 | 7 | 10 | 44 | --- | --- |

PLAYOFFS

| | | | | | | | | | | | | | | | | | | |
|---------------|--------------|------------|-----------|-----------|----------|----------|------------|----------|----------|-----------|----------|----------|-----------|----------|----------|----------|------------|------------|
| 2013 | Philadelphia | 1/1 | 3 | 3 | 0 | 0 | 0.0 | 0 | 0 | -- | 0 | 0 | 0 | 0 | 0 | 0 | 61 | 85% |
| 2017 | Philadelphia | 3/3 | 13 | 10 | 3 | 2 | 1.0 | 0 | 0 | -- | 0 | 0 | 13 | 0 | 0 | 0 | 178 | 86% |
| 2018 | Philadelphia | 2/2 | 7 | 4 | 3 | 1 | 0.0 | 0 | 0 | -- | 0 | 0 | 5 | 0 | 0 | 0 | 96 | 68% |
| Totals | | 6/6 | 23 | 17 | 6 | 3 | 1.0 | 0 | 0 | -- | 0 | 0 | 18 | 0 | 0 | 0 | --- | --- |

ADDITIONAL STATISTICS

Fumble Recovery TDs: 2 - 9/10/17 at Washington (20 yards); 9/7/14 at Jacksonville (17 yards)

CAREER HIGHS

| | | |
|----------------|-----|------------------------------|
| Tackles | 13 | 12/7/14 vs. Sea. |
| Sacks | 3.0 | 2x, last: 12/30/18 at Was. |
| INTs | -- | --- |
| PDs | 2 | 10/12/17 at Car. |
| FFs | 2 | 10/11/15 vs. NO |
| FRs | 1 | 10x, last: 12/23/18 vs. Hou. |

SEASON HIGHLIGHTS (Continued)

- Earned **NFC Defensive Player of the Week** honors after leading the Eagles defense with a career-high-tying 3.0 sacks along with 4 solo tackles (4 TFL), 1 FF and 6 QB pressures and hits in the 24-0 win at Was. (12/30/18)
- Recovered a key fourth-quarter fumble following a strip-sack of Texans QB **Deshaun Watson** by **Chris Long** in the 32-30 win vs. Hou. (12/23/18). His 10 career FRs are tied for the 4th-most in Eagles all-time history, behind **Mike Jarmoluk** (12, 1949-55), **Reggie White** (11, 1985-92) and **Vic Sears** (11, 1941-53).
- Totaled 7 QB pressures and hurries, including 1.5 sacks, and added 3 tackles (1 TFL) at Dal. (12/9/18)
- Sacked Buccaneers QB **Ryan Fitzpatrick** in the first quarter at TB (9/16/18). Also totaled a season-high 7 tackles (5 solo), 2 TFL and a team-high 7 QB pressures and hits
- Recorded 1.5 sacks and 1 TFL along with a team-leading 7 QB pressures and hits vs. Atl. (9/6/18)

2017 - PHILADELPHIA EAGLES (14/14, 3/3)

- Was named to his third consecutive **Pro Bowl** and earned second-team **All-Pro** honors from the *Associated Press*
- Posted a team-high-tying 13 QB pressures and hits along with 1.0 sack and a team-leading 2 TFL during the Eagles' **Super Bowl LII**-winning postseason run
- Totaled a team-high 8 QB pressures and hits in **Super Bowl LII** at NE (2/4/18)
- Recorded a season-high 7 tackles, including 2 TFL, and notched a sack of Falcons QB **Matt Ryan** in the team's Divisional Playoff win vs. Atl. (1/13/18)
- Recovered a forced fumble by **Vinny Curry** in the third quarter to set up a game-tying 35-yard FG by **Jake Elliott** in the 19-10 victory vs. Oak. (12/25/17)



THE MECHANIC

One of Cox's passions off the field is fixing up old cars. In fact, he believes he'd most likely work as a mechanic if he wasn't playing football. "I didn't have much of a choice. It runs in the family," said Cox, who now has his own drag racing team using a 1991 Ford Mustang drag radial, which is driven by Shawn Ayers. The team competes in professional events around the country.



@fcoxx_91



@fcoxx_91



| 2018 GAME-BY-GAME STATISTICS (PHI) | | | | | | | | | | | | |
|------------------------------------|--------|------|--------------|-----------|-----------|-------------|----------|----------|----------|----------|------------|------------|
| Date | Opp | GP/S | Tot | Solo | Sk | Int | PD | FF | FR | Snaps | Pct | |
| Sep 6 | Atl | W | 1/1 | 2 | 2 | 1.5 | 0 | 0 | 0 | 65 | 93% | |
| Sep 16 | at TB | L | 1/1 | 5 | 4 | 1.0 | 0 | 0 | 0 | 46 | 79% | |
| Sep 23 | Ind | W | 1/1 | 5 | 3 | 0.5 | 0 | 0 | 0 | 52 | 88% | |
| Sep 30 | at Ten | L | 1/1 | 2 | 2 | 0.0 | 0 | 0 | 0 | 60 | 85% | |
| Oct 7 | Min | L | 1/1 | 3 | 1 | 0.0 | 0 | 0 | 0 | 53 | 85% | |
| Oct 11 | at NYG | W | 1/1 | 6 | 3 | 1.0 | 0 | 0 | 0 | 45 | 69% | |
| Oct 21 | Car | L | 1/1 | 2 | 2 | 0.0 | 0 | 0 | 0 | 45 | 76% | |
| Oct 28 | at Jax | W | 1/1 | 2 | 2 | 0.0 | 0 | 1 | 0 | 53 | 83% | |
| Nov 11 | Dal | L | 1/1 | 6 | 4 | 0.0 | 0 | 0 | 0 | 56 | 81% | |
| Nov 18 | at NO | L | 1/1 | 2 | 2 | 0.0 | 0 | 0 | 0 | 49 | 70% | |
| Nov 25 | NYG | W | 1/1 | 3 | 2 | 0.0 | 0 | 0 | 0 | 49 | 79% | |
| Dec 3 | Was | W | 1/1 | 3 | 3 | 1.0 | 0 | 0 | 0 | 40 | 89% | |
| Dec 9 | at Dal | L | 1/1 | 3 | 1 | 1.5 | 0 | 0 | 0 | 79 | 80% | |
| Dec 16 | at LAR | W | 1/1 | 3 | 2 | 1.0 | 0 | 0 | 0 | 57 | 75% | |
| Dec 23 | Hou | W | 1/1 | 2 | 1 | 0.0 | 0 | 0 | 1 | 49 | 75% | |
| Dec 30 | at Was | W | 1/1 | 4 | 4 | 3.0 | 0 | 0 | 1 | 32 | 71% | |
| Totals | | | 16/16 | 53 | 38 | 10.5 | 0 | 1 | 1 | 1 | 830 | 80% |
| PLAYOFFS | | | | | | | | | | | | |
| Jan 6 | at Chi | W | 1/1 | 4 | 2 | 0.0 | 0 | 0 | 0 | 54 | 84% | |
| Jan 13 | at NO | L | 1/1 | 3 | 2 | 0.0 | 0 | 0 | 0 | 42 | 55% | |
| Totals | | | 2/2 | 7 | 4 | 0.0 | 0 | 0 | 0 | 0 | 96 | 68% |

SEASON HIGHLIGHTS (Continued)

- Made an impact play to preserve a 31-29 lead late in the third quarter at NYG (12/17/17) when he sacked Giants QB **Eli Manning** on a 2-point conversion attempt
- Provided a boost to the Eagles defense at Car. (10/12/17) after missing 2 games due to a calf injury. With Carolina leading, 10-3, in the second quarter, bullied Panthers G **Trai Turner** into QB **Cam Newton** to force an errant pass that was intercepted by **Rasul Douglas** inside the CAR 20. The turnover led to an Eagles TD that tied the game, 10-10. Philadelphia never trailed again following the score. Also recorded a half-sack of Newton at the end of the first half to push Carolina out of FG range
- Sealed the victory for Philadelphia in the season opener at Was. (9/10/17) when he grabbed a fourth-quarter fumble and returned it 20 yards for his second career TD. Also strip-sacked Redskins QB **Kirk Cousins** in the first quarter

2016 - PHILADELPHIA EAGLES (16/16)

- Voted to the **Pro Bowl** for the second time in his career after tying for the 5th-most sacks (6.5) by an NFL DT, trailing only **Geno Atkins** (9.0), **Aaron Donald** (8.0), **Gerald McCoy** (7.0) and **Leonard Williams** (7.0)
- Posted 1.5 sacks of Redskins **Cousins** vs. Was. (12/11/16), marking his fifth-career multi-sack game
- Named **NFC Defensive Player of the Month** for September 2016 after totaling 3.0 sacks and 1 FF in three contests

| 2017 GAME-BY-GAME STATISTICS (PHI) | | | | | | | | | | | | | |
|------------------------------------|--------|------|--------------|-----------------|-----------|------------|----------|----------|----------|----------|------------|------------|--|
| Date | Opp | GP/S | Tot | Solo | Sk | Int | PD | FF | FR | Snaps | Pct | | |
| Sep 10 | at Was | W | 1/1 | 1 | 1 | 1.0 | 0 | 0 | 1 | 1 | 43 | 68% | |
| Sep 17 | at KC | L | 1/1 | 3 | 2 | 1.0 | 0 | 0 | 0 | 44 | 83% | | |
| Sep 24 | NYG | W | 1/1 | 1 | 1 | 0.0 | 0 | 0 | 0 | 17 | 25% | | |
| Oct 1 | at LAC | W | 0/0 | INACTIVE (CALF) | | | | | | | | | |
| Oct 8 | Ari | W | 0/0 | INACTIVE (CALF) | | | | | | | | | |
| Oct 12 | at Car | W | 1/1 | 2 | 0 | 0.5 | 0 | 2 | 0 | 65 | 79% | | |
| Oct 23 | Was | W | 1/1 | 1 | 1 | 1.0 | 0 | 0 | 0 | 51 | 80% | | |
| Oct 29 | SF | W | 1/1 | 4 | 1 | 1.0 | 0 | 1 | 0 | 45 | 68% | | |
| Nov 5 | Den | W | 1/1 | 2 | 2 | 0.0 | 0 | 0 | 0 | 39 | 61% | | |
| Nov 19 | at Dal | W | 1/1 | 3 | 3 | 0.0 | 0 | 0 | 0 | 46 | 73% | | |
| Nov 26 | Chi | W | 1/1 | 3 | 3 | 1.0 | 0 | 0 | 0 | 35 | 64% | | |
| Dec 3 | at Sea | L | 1/1 | 4 | 2 | 0.0 | 0 | 0 | 0 | 51 | 82% | | |
| Dec 10 | at LAR | W | 1/1 | 5 | 3 | 0.0 | 0 | 0 | 0 | 37 | 77% | | |
| Dec 17 | at NYG | W | 1/1 | 2 | 1 | 0.0 | 0 | 0 | 0 | 70 | 80% | | |
| Dec 25 | Oak | W | 1/1 | 4 | 3 | 0.0 | 0 | 0 | 1 | 62 | 90% | | |
| Dec 31 | Dal | L | 1/1 | 0 | 0 | 0.0 | 0 | 0 | 0 | 3 | 4% | | |
| Totals | | | 14/14 | 35 | 23 | 5.5 | 0 | 3 | 1 | 2 | 608 | 59% | |
| PLAYOFFS | | | | | | | | | | | | | |
| Jan 13 | Atl | W | 1/1 | 7 | 6 | 1.0 | 0 | 0 | 0 | 57 | 90% | | |
| Jan 21 | Min | W | 1/1 | 4 | 3 | 0.0 | 0 | 0 | 0 | 53 | 79% | | |
| Feb 4 | at NE | W | 1/1 | 2 | 1 | 0.0 | 0 | 0 | 0 | 68 | 90% | | |
| Totals | | | 3/3 | 13 | 10 | 1.0 | 0 | 0 | 0 | 0 | 178 | 86% | |



SMALL-TOWN ROOTS

Cox grew up in the small town of Yazoo, MS, which has a population of less than 30,000 people.

Cox's graduating class was just 100 students.

HIGH SCHOOL STANDOUT

Cox attended Yazoo City HS (Yazoo, MS), where he recorded 104 tackles, 10 sacks, 1 INT and 1 FR as a senior. Cox notched 103 tackles, 11 sacks and 2 INTs (one of which he returned for a TD) during his junior season. He also played basketball and participated in track in the second leg of the 4 x 100 meter team.



6-3 | 279  **8th Year**
DOB: June 30, 1988 (Age 31)

**Neptune,
New Jersey**

**Neptune
High School**



Marshall
D2b-12 (59th overall)
by Philadelphia
Acquired: FA-19

THREE-STEP DROP

First jobs: Stocking milk in a grocery store at 16 and washing dishes at a nursing home at 17

Hobbies: Fashion, bowling, watching movies

If he could play another sport, what team/position: Point guard, N.Y. Knicks

Collects: Jordans (over 600 pairs)

Favorite Halloween costume:
The Ultimate Warrior

Favorite meal: Crab

Favorite movie: *Friday*

Favorite TV show: *Martin*

Three favorite throwback jerseys:
Jerome Brown, Philadelphia Eagles;
Allen Iverson, Philadelphia 76ers;
Michael Jordan, Chicago Bulls

Favorite quote: "To be the man, you gotta beat the man!"
 - Ric Flair



2017

Originally selected by the Eagles in the 2nd round (59th overall) of the 2012 NFL Draft, **Vinny Curry** returned to Philadelphia during the 2019 offseason following a one-year stint with Tampa Bay. In 2017, Curry started all 16 regular-season games and led the Eagles defense with 41 QB pressures and hits while ranking 2nd on the team with a career-high 13 TFLs, behind **Brandon Graham** (16).

QB PRESSURES & HITS

EAGLES PLAYERS IN 2017

| | |
|----------------|----|
| Vinny Curry | 41 |
| Chris Long | 38 |
| Fletcher Cox | 36 |
| Derek Barnett | 32 |
| Brandon Graham | 26 |

MOST TACKLES FOR LOSS

EAGLES PLAYERS IN 2017

| | |
|-----------------|----|
| Brandon Graham | 16 |
| Vinny Curry | 13 |
| Malcolm Jenkins | 11 |
| Derek Barnett | 9 |
| Tim Jernigan | 9 |

SEASON HIGHLIGHTS

2018 - TAMPA BAY BUCCANEERS (12/7)

- Posted 21 tackles (15 solo), 5 TFLs and 2.5 sacks in his only season with the Buccaneers

2017 - PHILADELPHIA EAGLES (16/16, 3/3)

- Finished the regular season with the most QB pressures and hits (41) on the Eagles defense. Also ranked 2nd on the team with a career-high 13 TFLs, behind **Brandon Graham** (16)
- Recorded 10 tackles (6 solo) and 9 QB pressures and hits during the Eagles' **Super Bowl LII**-winning playoff run

2016 - PHILADELPHIA EAGLES (16/0)

- Ranked 4th on the Eagles defense in TFLs (6). Also produced 27 tackles (19 solo), 2.5 sacks and 10 hurries



CAREER STATISTICS

| Year | Team | GP/S | TACKLES | | | | | PASS DEFENSE | | | | | | FUMBLES | | | DEF SNAPS | |
|---------------|--------------|--------------|------------|------------|-----------|-------------|-------------|--------------|----------|-----------|----------|----------|------------|----------|----------|----------|------------|------------|
| | | | Total | Solo | Asst | TFL | Sacks | Int | Yds | Lg | TD | PD | QPH | FF | FR | Yds | No | Pct |
| 2012 | Philadelphia | 6/0 | 9 | 7 | 2 | 1 | 0.0 | 0 | 0 | -- | 0 | 0 | 3 | 0 | 0 | 0 | 88 | 8% |
| 2013 | Philadelphia | 14/0 | 21 | 17 | 4 | 1 | 4.0 | 0 | 0 | -- | 0 | 5 | 29 | 0 | 0 | 0 | 317 | 26% |
| 2014 | Philadelphia | 16/0 | 16 | 12 | 4 | 2 | 9.0 | 0 | 0 | -- | 0 | 0 | 32 | 4 | 1 | 0 | 371 | 32% |
| 2015 | Philadelphia | 16/0 | 26 | 16 | 10 | 4.5 | 3.5 | 0 | 0 | -- | 0 | 0 | 40 | 0 | 0 | 0 | 427 | 35% |
| 2016 | Philadelphia | 16/0 | 27 | 19 | 8 | 6 | 2.5 | 0 | 0 | -- | 0 | 0 | 22 | 0 | 0 | 0 | 435 | 43% |
| 2017 | Philadelphia | 16/16 | 48 | 32 | 16 | 13 | 3.0 | 0 | 0 | -- | 0 | 1 | 41 | 1 | 0 | 0 | 578 | 56% |
| 2018 | Tampa Bay | 12/7 | 21 | 15 | 6 | 5 | 2.5 | 0 | 0 | -- | 0 | 0 | 12 | 0 | 0 | 0 | 445 | 43% |
| Totals | | 96/23 | 168 | 118 | 50 | 32.5 | 24.5 | 0 | 0 | -- | 0 | 6 | 179 | 5 | 1 | 0 | --- | --- |

PLAYOFFS

| | | | | | | | | | | | | | | | | | | |
|---------------|--------------|------------|-----------|----------|----------|----------|----------|----------|----------|-----------|----------|----------|----------|----------|----------|----------|------------|------------|
| 2013 | Philadelphia | 1/0 | 3 | 1 | 2 | 0 | 0 | 0 | 0 | -- | 0 | 0 | 0 | 0 | 0 | 0 | 14 | 19% |
| 2017 | Philadelphia | 3/3 | 10 | 6 | 4 | 0 | 0 | 0 | 0 | -- | 0 | 0 | 9 | 0 | 0 | 0 | 127 | 62% |
| Totals | | 4/3 | 13 | 7 | 6 | 0 | 0 | 0 | 0 | -- | 0 | 0 | 9 | 0 | 0 | 0 | --- | --- |

CAREER HIGHS

| | | |
|----------------|-----|-----------------------------|
| Tackles | 6 | 2x, last: 11/28/16 vs. GB |
| Sacks | 2.0 | 2x, last: 11/26/15 at Det. |
| INTs | -- | --- |
| PDs | 2 | 12/1/13 vs. Ari. |
| FFs | 1 | 5x, last: 12/25/17 vs. Oak. |
| FRs | 1 | 11/10/14 vs. Car. |

SEASON HIGHLIGHTS (Continued)

2015 - PHILADELPHIA EAGLES (16/0)

- Logged 26 tackles (16 solo), 4.5 TFLs and 3.5 sacks, while ranking 2nd on the team with 21 hurries

2014 - PHILADELPHIA EAGLES (16/0)

- Registered a career-high 9.0 sacks, which ranked 2nd on the Eagles defense, trailing only **Connor Barwin** (14.5). His career-high 4 FFs tied for the 2nd-most in the NFL, behind **Ryan Kerrigan** (5) and **Robert Quinn** (5)
- Only six NFL players posted 9.0+ sacks and 4+ FFs during the 2014 season: Curry (9.0-4), **Justin Houston** (22.0-4), **J.J. Watt** (20.5-4), **Ryan Kerrigan** (13.5-5), **Paul Kruger** (11.0-4) and **Robert Quinn** (10.5-5)

2013 - PHILADELPHIA EAGLES (14/0, 1/0)

- Finished tied for the 3rd-most sacks (4.0) on the team, behind **Trent Cole** (8.0) and **Connor Barwin** (5.0)

COLLEGE HIGHLIGHTS

- Totaled 26.0 sacks, 49 TFLs and 10 FFs during his career
- Named Conference USA Defensive Player of the Year in 2011 after posting 11.0 sacks, 22 TFLs and 7 FFs as a senior
- Earned first-team All-Conference USA honors as a junior in 2010, leading all defensive linemen in the nation in tackles (94) and ranking 5th in sacks (12.0). Also earned honorable mention all-conference accolades in 2009

TRANSACTIONS

- 2012** Drafted by PHI in 2nd round (59th overall)
Signed 4-year contract
- 2/3/16** Signed by PHI to 5-year contract
- 3/16/18** Released by PHI
- 3/17/18** Signed by TB to 3-year contract
- 2/12/19** Released by TB
- 3/21/19** Signed by PHI to 1-year contract





2018 GAME-BY-GAME STATISTICS (TB)

| Date | Opp | GP/S | Tot | Solo | Sk | Int | PD | FF | FR | Snaps | Pct | | |
|---------------|--------|------|-------------|------------------|-----------|------------|----------|----------|----------|------------|------------|--|--|
| Sep 9 | at NO | W | 1/1 | 1 | 1 | 1.0 | 0 | 0 | 0 | 48 | 75% | | |
| Sep 16 | Phi | W | 1/1 | 0 | 0 | 0.0 | 0 | 0 | 0 | 50 | 63% | | |
| Sep 24 | Pit | L | 1/1 | 3 | 1 | 0.5 | 0 | 0 | 0 | 55 | 83% | | |
| Sep 30 | at Chi | L | 1/1 | 3 | 2 | 0.0 | 0 | 0 | 0 | 44 | 72% | | |
| Oct 14 | at Atl | L | 1/1 | 3 | 3 | 0.0 | 0 | 0 | 0 | 47 | 70% | | |
| Oct 21 | Cle | W | 0/0 | INACTIVE (ANKLE) | | | | | | | | | |
| Oct 28 | at Cin | L | 0/0 | INACTIVE (ANKLE) | | | | | | | | | |
| Nov 4 | at Car | L | 1/1 | 1 | 0 | 0.0 | 0 | 0 | 0 | 41 | 66% | | |
| Nov 11 | Was | L | 0/0 | INACTIVE (ANKLE) | | | | | | | | | |
| Nov 18 | at NYG | L | 0/0 | INACTIVE (ANKLE) | | | | | | | | | |
| Nov 25 | SF | W | 1/0 | 4 | 3 | 0.0 | 0 | 0 | 0 | 27 | 42% | | |
| Dec 2 | Car | W | 1/0 | 1 | 1 | 1.0 | 0 | 0 | 0 | 25 | 36% | | |
| Dec 9 | NO | L | 1/0 | 2 | 2 | 0.0 | 0 | 0 | 0 | 17 | 27% | | |
| Dec 16 | at Bal | L | 1/0 | 1 | 0 | 0.0 | 0 | 0 | 0 | 20 | 26% | | |
| Dec 23 | at Dal | L | 1/0 | 0 | 0 | 0.0 | 0 | 0 | 0 | 18 | 35% | | |
| Dec 30 | Atl | L | 1/1 | 2 | 2 | 0.0 | 0 | 0 | 0 | 53 | 69% | | |
| Totals | | | 12/7 | 21 | 15 | 2.5 | 0 | 0 | 0 | 445 | 43% | | |

2017 GAME-BY-GAME STATISTICS (PHI)

| Date | Opp | GP/S | Tot | Solo | Sk | Int | PD | FF | FR | Snaps | Pct |
|---------------|--------|------|--------------|-----------|-----------|------------|----------|----------|----------|------------|------------|
| Sep 10 | at Was | W | 1/1 | 1 | 0 | 0.0 | 0 | 0 | 0 | 37 | 59% |
| Sep 17 | at KC | L | 1/1 | 4 | 4 | 0.0 | 0 | 0 | 0 | 33 | 62% |
| Sep 24 | NYG | W | 1/1 | 3 | 1 | 0.0 | 0 | 0 | 0 | 46 | 67% |
| Oct 1 | at LAC | W | 1/1 | 1 | 0 | 0.0 | 0 | 0 | 0 | 30 | 53% |
| Oct 8 | Ari | W | 1/1 | 4 | 4 | 1.0 | 0 | 0 | 0 | 34 | 57% |
| Oct 12 | at Car | W | 1/1 | 4 | 3 | 0.0 | 0 | 0 | 0 | 40 | 49% |
| Oct 23 | Was | W | 1/1 | 2 | 1 | 0.0 | 0 | 0 | 0 | 27 | 42% |
| Oct 29 | SF | W | 1/1 | 5 | 5 | 1.0 | 0 | 0 | 0 | 32 | 48% |
| Nov 5 | Den | W | 1/1 | 3 | 2 | 1.0 | 0 | 0 | 0 | 34 | 53% |
| Nov 19 | at Dal | W | 1/1 | 4 | 1 | 0.0 | 0 | 0 | 0 | 34 | 54% |
| Nov 26 | Chi | W | 1/1 | 3 | 2 | 0.0 | 0 | 0 | 0 | 26 | 47% |
| Dec 3 | at Sea | L | 1/1 | 1 | 1 | 0.0 | 0 | 0 | 0 | 35 | 56% |
| Dec 10 | at LAR | W | 1/1 | 1 | 0 | 0.0 | 0 | 0 | 0 | 30 | 62% |
| Dec 17 | at NYG | W | 1/1 | 4 | 2 | 0.0 | 0 | 0 | 0 | 46 | 52% |
| Dec 25 | Oak | W | 1/1 | 4 | 3 | 0.0 | 0 | 1 | 1 | 51 | 74% |
| Dec 31 | Dal | L | 1/1 | 4 | 3 | 0.0 | 0 | 0 | 0 | 43 | 63% |
| Totals | | | 16/16 | 48 | 32 | 3.0 | 0 | 1 | 1 | 578 | 56% |

PLAYOFFS

| | | | | | | | | | | | |
|---------------|-------|---|------------|-----------|----------|------------|----------|----------|----------|------------|------------|
| Jan 13 | Atl | W | 1/1 | 3 | 2 | 0.0 | 0 | 0 | 0 | 47 | 75% |
| Jan 21 | Min | W | 1/1 | 2 | 1 | 0.0 | 0 | 0 | 0 | 36 | 54% |
| Feb 4 | at NE | W | 1/1 | 5 | 3 | 0.0 | 0 | 0 | 0 | 44 | 58% |
| Totals | | | 3/3 | 10 | 6 | 0.0 | 0 | 0 | 0 | 127 | 62% |

2016 GAME-BY-GAME STATISTICS (PHI)

| Date | Opp | GP/S | Tot | Solo | Sk | Int | PD | FF | FR | Snaps | Pct |
|---------------|--------|------|-------------|-----------|-----------|------------|----------|----------|----------|------------|------------|
| Sep 11 | Cle | W | 1/0 | 0 | 0 | 0.0 | 0 | 0 | 0 | 24 | 46% |
| Sep 19 | at Chi | W | 1/0 | 2 | 2 | 0.0 | 0 | 0 | 0 | 24 | 46% |
| Sep 25 | Pit | W | 1/0 | 0 | 0 | 0.0 | 0 | 0 | 0 | 26 | 43% |
| Oct 9 | at Det | L | 1/0 | 4 | 2 | 1.0 | 0 | 0 | 0 | 16 | 26% |
| Oct 16 | at Was | L | 1/0 | 2 | 1 | 0.0 | 0 | 0 | 0 | 31 | 42% |
| Oct 23 | Min | W | 1/0 | 0 | 0 | 0.0 | 0 | 0 | 0 | 41 | 54% |
| Oct 30 | at Dal | L | 1/0 | 0 | 0 | 0.0 | 0 | 0 | 0 | 32 | 41% |
| Nov 6 | at NYG | L | 1/0 | 3 | 2 | 0.0 | 0 | 0 | 0 | 30 | 47% |
| Nov 13 | Atl | W | 1/0 | 1 | 1 | 0.0 | 0 | 0 | 0 | 26 | 52% |
| Nov 20 | at Sea | L | 1/0 | 2 | 1 | 0.5 | 0 | 0 | 0 | 26 | 39% |
| Nov 28 | GB | L | 1/0 | 6 | 4 | 0.0 | 0 | 0 | 0 | 31 | 44% |
| Dec 4 | at Cin | L | 1/0 | 1 | 0 | 0.0 | 0 | 0 | 0 | 26 | 41% |
| Dec 11 | Was | L | 1/0 | 1 | 1 | 0.0 | 0 | 0 | 0 | 15 | 31% |
| Dec 18 | at Bal | L | 1/0 | 2 | 2 | 0.0 | 0 | 0 | 0 | 28 | 48% |
| Dec 22 | NYG | W | 1/0 | 1 | 1 | 0.0 | 0 | 0 | 0 | 34 | 38% |
| Jan 1 | Dal | W | 1/0 | 2 | 2 | 1.0 | 0 | 0 | 0 | 25 | 45% |
| Totals | | | 16/0 | 27 | 19 | 2.5 | 0 | 0 | 0 | 435 | 43% |



THE NATURE BOY

When Curry isn't on the field, he can be found watching his favorite pastime - professional wrestling. In fact, two items on his bucket list include becoming a WWE wrestler and competing at WrestleMania.

ALWAYS AN EAGLE

Curry grew up a huge Eagles fan. "It all started with Ricky Watters. I originally wanted to play running back and he was my favorite player. After that, I just loved rooting for them. I have pictures and jerseys all over my house. It was such a special moment for me to get drafted by the team I've rooted for all my life."

BIRDSEED

Curry is the son of Vincent Curry and Linda Jackson. His mother passed away during his senior year in college after a battle with liver cancer. Curry has five siblings - Shawnda Johnson, Thomas Jackson, Amanda Johnson, Jillisa Curry and Renea Unverzagt. He has one son, Noah, who was born during the 2017 offseason.



@MrGetFlee99

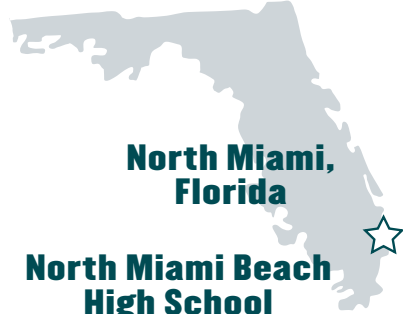


@mrgetflee





6-1 | 211  **7th Year**
DOB: July 29, 1990 (Age 29)

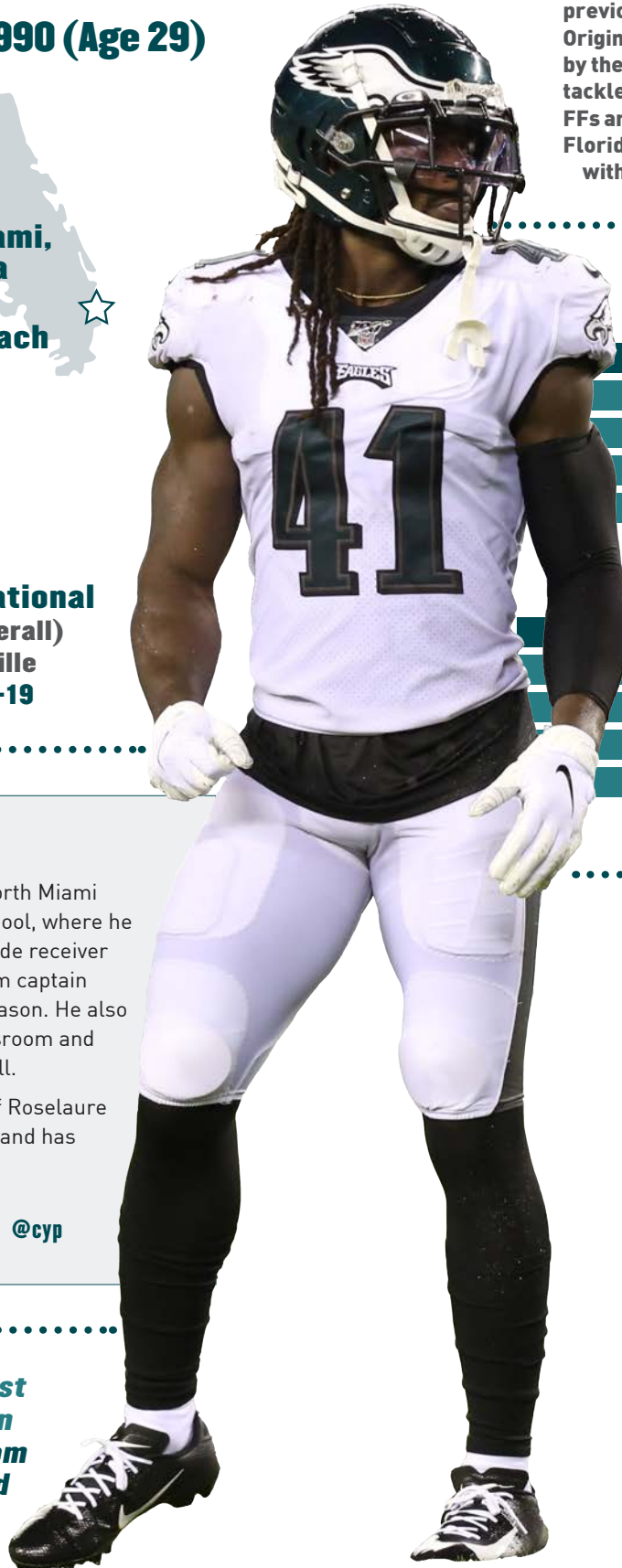


**North Miami,
Florida**

**North Miami Beach
High School**



Florida International
D2-13 (33rd overall)
by Jacksonville
Acquired: FA-19



Johnathan Cyprien was signed by the Eagles during training camp in 2019 after spending the previous two seasons with the Titans (2017-18). Originally a 2nd-round draft choice (33rd overall) by the Jaguars in 2013, Cyprien has amassed 499 tackles (369 solo), 3.0 sacks, 2 INTs, 16 PDs, 4 FFs and 2 FRs in 70 career games (all starts). The Florida native also led all NFL defensive backs with 499 tackles from 2013-17.

MOST TACKLES

NFL DEFENSIVE BACKS (2013-17)

| | |
|--------------------|-----|
| Johnathan Cyprien* | 499 |
| Barry Church | 496 |
| Reshad Jones | 494 |
| Morgan Burnett | 443 |
| Eric Weddle | 434 |

* Missed 2018 due to injury

NFL DEFENSIVE BACKS IN 2016

| | |
|---------------------------|-----|
| Johnathan Cyprien* (Jax.) | 126 |
| Landon Collins (NYG) | 125 |
| Antoine Bethea (SF) | 110 |
| Keanu Neal (Atl.) | 105 |
| Kurt Coleman (Car.) | 94 |

* Career-high 126 tackles

BIRDSEED

Cyprien attended North Miami Beach (FL) High School, where he played safety and wide receiver and served as a team captain during his senior season. He also excelled in the classroom and was on the honor roll.

Cyprien is the son of Roselaure and Kennel Cyprien and has four siblings.



Cyprien ranked 1st among NFL DBs in tackles (499) from 2013-17 (missed 2018 due to injury).

CAREER HIGHLIGHTS

- Ranked 1st among NFL DBs in tackles (499) from 2013-17 (missed 2018 due to injury)
- Led all NFL DBs with a career-high 126 tackles in 2016

SEASON HIGHLIGHTS

2017 - TENNESSEE TITANS (10/10, 2/2)

- Recorded 57 tackles (38 solo), 1.0 sack and 1 PD in his first season with the Titans
- Started each of the Titans' 2 playoff games and combined for 11 tackles (10 solo)

2016 - JACKSONVILLE JAGUARS (16/16)

- Registered the most tackles (career-high 126) by an NFL DB while also adding 1.0 sack, 4 PDs, 1 FF and 1 FR



CAREER STATISTICS

| Year | Team | GP/S | TACKLES | | | | | PASS DEFENSE | | | | | | FUMBLES | | | DEF SNAPS | |
|---------------|--------------|--------------|--|------------|------------|-----------|------------|--------------|-----------|-----------|----------|-----------|-----------|----------|----------|----------|------------|------------|
| | | | Total | Solo | Asst | TFL | Sacks | Int | Yds | Lg | TD | PD | QPH | FF | FR | Yds | No | Pct |
| 2013 | Jacksonville | 15/15 | 98 | 81 | 17 | 1 | 1.0 | 1 | 27 | 27 | 0 | 6 | 9 | 2 | 0 | 0 | 1,045 | 93% |
| 2014 | Jacksonville | 15/15 | 111 | 77 | 34 | 5 | 0.0 | 0 | 0 | -- | 0 | 3 | 1 | 0 | 0 | 0 | 985 | 88% |
| 2015 | Jacksonville | 14/14 | 107 | 77 | 30 | 1 | 0.0 | 1 | 48 | 48 | 0 | 2 | 6 | 1 | 1 | 0 | 1,014 | 87% |
| 2016 | Jacksonville | 16/16 | 126 | 96 | 30 | 3 | 1.0 | 0 | 0 | -- | 0 | 4 | 5 | 1 | 1 | 0 | 1,070 | 99% |
| 2017 | Tennessee | 10/10 | 57 | 38 | 19 | 2 | 1.0 | 0 | 0 | -- | 0 | 1 | 6 | 0 | 0 | 0 | 605 | 56% |
| 2018 | Tennessee | 0/0 | PLACED ON INJURED RESERVE (KNEE) ON 8/3/18 | | | | | | | | | | | | | | | |
| Totals | | 70/70 | 499 | 369 | 130 | 12 | 3.0 | 2 | 75 | 48 | 0 | 16 | 27 | 4 | 2 | 0 | --- | --- |

PLAYOFFS

| | | | | | | | | | | | | | | | | | | |
|---------------|-----------|------------|-----------|-----------|----------|----------|------------|----------|----------|-----------|----------|----------|----------|----------|----------|----------|------------|------------|
| 2017 | Tennessee | 2/2 | 11 | 10 | 1 | 1 | 0.0 | 0 | 0 | -- | 0 | 1 | 1 | 0 | 0 | 0 | --- | --- |
| Totals | | 2/2 | 11 | 10 | 1 | 1 | 0.0 | 0 | 0 | -- | 0 | 1 | 1 | 0 | 0 | 0 | --- | --- |

CAREER HIGHS

| | | |
|----------------|-----|-----------------------------|
| Tackles | 17 | 12/18/16 at Hou. |
| Sacks | 1.0 | 3x, last: 12/10/17 at Ari. |
| INTs | 1 | 2x, last: 12/13/15 vs. Ind. |
| PDs | 3 | 12/29/13 at Ind. |
| FFs | 1 | 4x, last: 12/11/16 vs. Min. |
| FRs | 1 | 2x, last: 9/18/16 at SD |

2017 GAME-BY-GAME STATISTICS (TEN)

| Date | Opp | GP/S | Tot | Solo | Sk | Int | PD | FF | FR | Snaps | Pct |
|---------------|--------|------|--------------|----------------------|-----------|------------|----------|----------|----------|------------|------------|
| Sep 10 | Oak | L | 1/1 | 7 | 4 | 0.0 | 0 | 0 | 0 | 55 | 83% |
| Sep 17 | at Jax | W | 0/0 | INACTIVE (HAMSTRING) | | | | | | | |
| Sep 24 | Sea | W | 0/0 | INACTIVE (HAMSTRING) | | | | | | | |
| Oct 1 | at Hou | L | 0/0 | INACTIVE (HAMSTRING) | | | | | | | |
| Oct 8 | at Mia | L | 0/0 | INACTIVE (HAMSTRING) | | | | | | | |
| Oct 16 | Ind | W | 0/0 | INACTIVE (HAMSTRING) | | | | | | | |
| Oct 22 | at Cle | W | 0/0 | INACTIVE (HAMSTRING) | | | | | | | |
| Nov 5 | Bal | W | 1/1 | 2 | 1 | 0.0 | 0 | 0 | 0 | 62 | 82% |
| Nov 12 | Cin | W | 1/1 | 4 | 3 | 0.0 | 0 | 0 | 0 | 43 | 84% |
| Nov 16 | at Pit | L | 1/1 | 10 | 6 | 0.0 | 0 | 0 | 0 | 67 | 89% |
| Nov 26 | at Ind | W | 1/1 | 5 | 4 | 0.0 | 0 | 0 | 0 | 49 | 78% |
| Dec 3 | Hou | W | 1/1 | 6 | 5 | 0.0 | 0 | 1 | 0 | 81 | 100% |
| Dec 10 | at Ari | L | 1/1 | 10 | 9 | 1.0 | 0 | 0 | 0 | 63 | 97% |
| Dec 17 | at SF | L | 1/1 | 6 | 3 | 0.0 | 0 | 0 | 0 | 58 | 83% |
| Dec 24 | LAR | L | 1/1 | 3 | 1 | 0.0 | 0 | 0 | 0 | 67 | 100% |
| Dec 31 | Jax | W | 1/1 | 4 | 2 | 0.0 | 0 | 0 | 0 | 60 | 100% |
| Totals | | | 10/10 | 57 | 38 | 1.0 | 0 | 1 | 0 | 605 | 56% |

PLAYOFFS

| | | | | | | | | | | | |
|---------------|-------|---|------------|-----------|-----------|------------|----------|----------|----------|------------|------------|
| Jan 6 | at KC | W | 1/1 | 4 | 4 | 0.0 | 0 | 1 | 0 | --- | --- |
| Jan 13 | at NE | L | 1/1 | 7 | 6 | 0.0 | 0 | 0 | 0 | --- | --- |
| Totals | | | 2/2 | 11 | 10 | 0.0 | 0 | 1 | 0 | --- | --- |

SEASON HIGHLIGHTS (Continued)

2015 - JACKSONVILLE JAGUARS (14/14)

- Ranked 3rd on the Jaguars defense (1st among team DBs) with 107 tackles (77 solo). Also registered 2 PDs, 1 INT, 1 FF and 1 FR

2014 - JACKSONVILLE JAGUARS (15/15)

- Led the Jaguars defense with 111 tackles (77 solo), which ranked 3rd among NFL DBs, trailing only **Morgan Burnett** (123) and **Charles Woodson** (113)

2013 - JACKSONVILLE JAGUARS (15/15)

- Finished his rookie season with the 2nd-most tackles (98) on the Jaguars defense. Also produced 1.0 sack, 1 INT, 6 PDs and a career-high 2 FFs

COLLEGE HIGHLIGHTS

- Appeared in 50 career games (starting the final 45) as a four-year letterman at Florida International. His career totals include a school-record 365 tackles, 22 PDs, 13.5 TFLs, 7 INTs (1 TD), a school-record 6 FFs, 2 FRs and 1.0 sack

TRANSACTIONS

- 2013** Drafted by JAX in 2nd round (33rd overall)
Signed 4-year contract
- 3/10/17** Signed by TEN
- 8/3/18** Placed on Injured Reserve (knee)
- 3/12/19** Released by TEN
- 8/3/19** Signed by PHI





5-11 | 193  **5th Year**

DOB: Jan. 2, 1994 (Age 25)

Oxon Hill, Maryland



Potomac High School



Florida State
02-15 (50th overall)
by Buffalo
Acquired: T-Buf-17



Originally selected by Buffalo in the 2nd round (50th overall) of the 2015 NFL Draft, Ronald Darby was acquired by Philadelphia via trade in 2017. In his debut season in midnight green, Darby tied for 2nd on the defense with a career-high 3 INTs and also led the team with 7 PDs in the playoffs. In 2018, he paced the Eagles defense with 18 PDs (his most since 21 PDs in 2015).

MOST PASSES DEFENSED

EAGLES PLAYERS IN 2018

| | |
|-----------------|----|
| Rasul Douglas | 18 |
| Jalen Mills | 14 |
| Malcolm Jenkins | 11 |
| Corey Graham | 9 |
| Avonte Maddox | 7 |

MOST INTERCEPTIONS

EAGLES PLAYERS IN 2017

| | |
|----------------------|---|
| Patrick Robinson | 4 |
| Ronald Darby | 3 |
| Rodney McLeod | 3 |
| Jalen Mills | 3 |
| Several players tied | 2 |

BIRDSEED

Darby has not only excelled on the gridiron during his athletic career, he was also a high school track star. Darby was a member of the USA medley relay team that brought home a gold medal from the 2011 World Youth Championships in France.

Darby is the son of Jarina and Ronald Darby Sr. He majored in social science at Florida State.

 @realronalddarby

 @realronalddarby

CAREER HIGHLIGHTS

- Led the Eagles with 22 tackles and 7 PDs during their **Super Bowl LII**-winning playoff run in 2017
- Named the NFL's **Defensive Rookie of the Year** by Pro Football Focus and voted to the PFWA **All-Rookie Team** after recording a career-high 21 PDs and 2 INTs in 2015

SEASON HIGHLIGHTS

2018 - PHILADELPHIA EAGLES (9/9, 0/0)

- Led the Eagles defense with 18 PDs, which are his most in a single season since posting 21 PDs as a rookie with the Bills in 2015
- Posted a career-high-tying 5 PDs along with 6 tackles (5 solo) vs. Car. (10/21/18)
- Totaled a team-high 4 PDs along with 2 solo tackles (1 TFL) in the 34-13 win at NYG (10/11/18)

THREE-STEP DROP

First jersey: Darrell Green, Washington Redskins

Favorite movie: Black Hawk Down

Favorite TV show: Power

Favorite meal: Hibachi



CAREER STATISTICS

| Year | Team | GP/S | TACKLES | | | | | PASS DEFENSE | | | | | | FUMBLES | | | DEF SNAPS | | |
|---------------|--------------|--------------|------------|------------|-----------|----------|------------|--------------|-----------|-----------|----------|-----------|----------|----------|----------|----------|------------|------------|-----|
| | | | Total | Solo | Asst | TFL | Sacks | Int | Yds | Lg | TD | PD | QPH | FF | FR | Yds | No | Pct | |
| 2015 | Buffalo | 15/15 | 68 | 61 | 7 | 3 | 0.0 | 2 | 48 | 27 | 0 | 21 | 0 | 0 | 0 | 0 | 0 | 914 | 84% |
| 2016 | Buffalo | 14/14 | 69 | 60 | 9 | 1 | 0.0 | 0 | 0 | -- | 0 | 12 | 1 | 0 | 0 | 0 | 821 | 77% | |
| 2017 | Philadelphia | 8/7 | 39 | 35 | 4 | 1 | 0.0 | 3 | 42 | 37 | 0 | 11 | 0 | 0 | 0 | 0 | 382 | 37% | |
| 2018 | Philadelphia | 9/9 | 59 | 50 | 9 | 3 | 0.0 | 1 | 0 | -- | 0 | 18 | 0 | 0 | 0 | 0 | 542 | 52% | |
| Totals | | 46/45 | 235 | 206 | 29 | 8 | 0.0 | 6 | 90 | 37 | 0 | 59 | 1 | 0 | 0 | 0 | --- | --- | |

| PLAYOFFS | | | | | | | | | | | | | | | | | | |
|---------------|--------------|------------|--|-----------|----------|----------|------------|----------|----------|-----------|----------|----------|----------|----------|----------|----------|------------|------------|
| 2017 | Philadelphia | 3/3 | 22 | 17 | 5 | 1 | 0.0 | 0 | 0 | -- | 0 | 7 | 0 | 0 | 0 | 0 | 203 | 99% |
| 2018 | Philadelphia | 0/0 | PLACED ON INJURED RESERVE (KNEE) ON 11/17/18 | | | | | | | | | | | | | | | |
| Totals | | 3/3 | 22 | 17 | 5 | 1 | 0.0 | 0 | 0 | -- | 0 | 7 | 0 | 0 | 0 | 0 | --- | --- |

CAREER HIGHS

| | | |
|----------------|----|-----------------------------|
| Tackles | 10 | 4x, last: 9/30/18 at Ten. |
| Sacks | -- | --- |
| INTs | 1 | 6x, last: 9/16/18 at TB |
| PDs | 5 | 2x, last: 10/21/18 vs. Car. |
| FFs | -- | --- |
| FRs | -- | --- |

SEASON HIGHLIGHTS (Continued)

- Registered a career-high-tying 10 tackles at Ten. (9/30/18)
- Picked off Buccaneers QB **Ryan Fitz-patrick** on a ball tipped by **Rodney McLeod** in the first quarter at TB (9/16/18)
- Led the Eagles with a career-high 5 PDs and recorded 6 tackles (5 solo) in the win vs. Atl. (9/6/18)

2017 - PHILADELPHIA EAGLES (8/7, 3/3)

- Led the Eagles with 22 tackles (17 solo) and 7 PDs during their **Super Bowl LII**-winning playoff run
- Produced a career-high-tying 4 PDs in the NFC Championship vs. Min. (1/21/18). Also registered a career-high-tying 10 tackles (8 solo) in the Divisional Round vs. Atl. (1/13/18)
- Despite missing 8 games due to injury, ranked 2nd on the Eagles defense with a career-high 3 INTs
- Picked off Raiders QB **Derek Carr** with less than 1 minute remaining in regulation vs. Oak. (12/25/17). Set up an Eagles drive that resulted in a game-winning FG by **Jake Elliott**
- Sparked an Eagles comeback with an INT of Giants QB **Eli Manning** in the win at NYG (12/17/17)
- Intercepted Cowboys QB **Dak Prescott** in the second quarter and led the team with 8 solo tackles at Dal. (11/19/17)

2016 - BUFFALO BILLS (14/14)

- Recorded a career-high 69 tackles (60 solo) and 12 PDs
- After batting down a pass at Sea. (11/7/16), became the fastest Bills player to reach 30 career PDs
- Registered a career-high-tying 10 tackles vs. Pit. (12/11/16)

2015 - BUFFALO BILLS (15/15)

- Named the NFL's **Defensive Rookie of the Year** by *Pro Football Focus* and voted to the PFWA **All-Rookie Team** after recording a career-high 21 PDs and 2 INTs
- His rookie-franchise-record 21 PDs ranked 2nd in Bills single-season history, trailing only **Nate Odomes** (24) in 1991
- Led the team with a career-high 10 tackles vs. Mia. (11/8/15)
- Made his NFL debut vs. Ind. (9/13/15) and recorded 6 tackles (5 solo), 2 PDs and 1 INT. Became the first Bill to record an INT in his first career game since **Donte Whitner** in 2006





| 2018 GAME-BY-GAME STATISTICS (PHI) | | | | | | | | | | | | |
|------------------------------------|--------|------|------------|------------------------|-----------|------------|----------|-----------|----------|----------|------------|------------|
| Date | Opp | GP/S | Tot | Solo | Sk | Int | PD | FF | FR | Snaps | Pct | |
| Sep 6 | Atl | W | 1/1 | 6 | 5 | 0.0 | 0 | 5 | 0 | 0 | 65 | 93% |
| Sep 16 | at TB | L | 1/1 | 9 | 8 | 0.0 | 1 | 1 | 0 | 0 | 54 | 93% |
| Sep 23 | Ind | W | 1/1 | 5 | 5 | 0.0 | 0 | 1 | 0 | 0 | 59 | 100% |
| Sep 30 | at Ten | L | 1/1 | 10 | 8 | 0.0 | 0 | 1 | 0 | 0 | 70 | 99% |
| Oct 7 | Min | L | 1/1 | 9 | 7 | 0.0 | 0 | 0 | 0 | 0 | 60 | 97% |
| Oct 11 | at NYG | W | 1/1 | 2 | 2 | 0.0 | 0 | 4 | 0 | 0 | 65 | 100% |
| Oct 21 | Car | L | 1/1 | 6 | 5 | 0.0 | 0 | 5 | 0 | 0 | 58 | 98% |
| Oct 28 | at Jax | W | 1/1 | 6 | 4 | 0.0 | 0 | 1 | 0 | 0 | 62 | 97% |
| Nov 11 | Dal | L | 1/1 | 6 | 6 | 0.0 | 0 | 0 | 0 | 0 | 49 | 71% |
| Nov 18 | at NO | L | 0/0 | INJURED RESERVE (KNEE) | | | | | | | | |
| Nov 25 | NYG | W | 0/0 | INJURED RESERVE (KNEE) | | | | | | | | |
| Dec 3 | Was | W | 0/0 | INJURED RESERVE (KNEE) | | | | | | | | |
| Dec 9 | at Dal | L | 0/0 | INJURED RESERVE (KNEE) | | | | | | | | |
| Dec 16 | at LAR | W | 0/0 | INJURED RESERVE (KNEE) | | | | | | | | |
| Dec 23 | Hou | W | 0/0 | INJURED RESERVE (KNEE) | | | | | | | | |
| Dec 30 | at Was | W | 0/0 | INJURED RESERVE (KNEE) | | | | | | | | |
| Totals | | | 9/9 | 59 | 50 | 0.0 | 1 | 18 | 0 | 0 | 542 | 52% |
| PLAYOFFS | | | | | | | | | | | | |
| Jan 6 | at Chi | W | 0/0 | INJURED RESERVE (KNEE) | | | | | | | | |
| Jan 13 | at NO | L | 0/0 | INJURED RESERVE (KNEE) | | | | | | | | |
| Totals | | | 0/0 | 0 | 0 | 0.0 | 0 | 0 | 0 | 0 | 0 | 0% |

| 2017 GAME-BY-GAME STATISTICS (PHI) | | | | | | | | | | | | |
|------------------------------------|--------|------|------------|------------------|-----------|------------|----------|-----------|----------|----------|------------|------------|
| Date | Opp | GP/S | Tot | Solo | Sk | Int | PD | FF | FR | Snaps | Pct | |
| Sep 10 | at Was | W | 1/1 | 1 | 1 | 0.0 | 0 | 0 | 0 | 0 | 18 | 29% |
| Sep 17 | at KC | L | 0/0 | INACTIVE (ANKLE) | | | | | | | | |
| Sep 24 | NYG | W | 0/0 | INACTIVE (ANKLE) | | | | | | | | |
| Oct 1 | at LAC | W | 0/0 | INACTIVE (ANKLE) | | | | | | | | |
| Oct 8 | Ari | W | 0/0 | INACTIVE (ANKLE) | | | | | | | | |
| Oct 12 | at Car | W | 0/0 | INACTIVE (ANKLE) | | | | | | | | |
| Oct 23 | Was | W | 0/0 | INACTIVE (ANKLE) | | | | | | | | |
| Oct 29 | SF | W | 0/0 | INACTIVE (ANKLE) | | | | | | | | |
| Nov 5 | Den | W | 0/0 | INACTIVE (ANKLE) | | | | | | | | |
| Nov 19 | at Dal | W | 1/1 | 8 | 8 | 0.0 | 1 | 2 | 0 | 0 | 63 | 100% |
| Nov 26 | Chi | W | 1/1 | 6 | 5 | 0.0 | 0 | 2 | 0 | 0 | 44 | 80% |
| Dec 3 | at Sea | L | 1/1 | 3 | 2 | 0.0 | 0 | 3 | 0 | 0 | 56 | 90% |
| Dec 10 | at LAR | W | 1/1 | 6 | 6 | 0.0 | 0 | 0 | 0 | 0 | 48 | 100% |
| Dec 17 | at NYG | W | 1/1 | 7 | 7 | 0.0 | 1 | 2 | 0 | 0 | 84 | 96% |
| Dec 25 | Oak | W | 1/1 | 8 | 6 | 0.0 | 1 | 1 | 0 | 0 | 63 | 91% |
| Dec 31 | Dal | L | 1/0 | 0 | 0 | 0.0 | 0 | 1 | 0 | 0 | 6 | 9% |
| Totals | | | 8/7 | 39 | 35 | 0.0 | 3 | 11 | 0 | 0 | 382 | 37% |
| PLAYOFFS | | | | | | | | | | | | |
| Jan 13 | Atl | W | 1/1 | 10 | 8 | 0.0 | 0 | 1 | 0 | 0 | 61 | 97% |
| Jan 21 | Min | W | 1/1 | 9 | 6 | 0.0 | 0 | 4 | 0 | 0 | 66 | 98% |
| Feb 4 | at NE | W | 1/1 | 3 | 3 | 0.0 | 0 | 2 | 0 | 0 | 76 | 100% |
| Totals | | | 3/3 | 22 | 17 | 0.0 | 0 | 7 | 0 | 0 | 203 | 99% |

COLLEGE HIGHLIGHTS

- Was a three-year standout cornerback at Florida State who started from 2013-14 after capturing the ACC Defensive Rookie of the Year honors in 2012
- Allowed just 9 completions and 0 TDs on 27 targets during 2013 national championship season
- Finished his career with 79 tackles and 16 PDs over 42 career games (23 starts). Targeted once every 10.1 snaps, the fewest of any cornerback in the draft
- Started all 14 games at cornerback in 2014. Registered a career-high 43 tackles to go along with 4 PDs and 1 FF
- In 2013, made 9 starts and played in all 14 games as a key member of the nation's No. 1 pass defense (156.6 ypg)
- Appeared in all 14 games in 2012 and tied for the team lead with 8 PDs. Saw more action than any other freshman defensive player that season


TRANSACTIONS

- 2015** Drafted by BUF in 2nd round (50th overall)
Signed 4-year contract
- 8/11/17** Acquired by PHI from BUF in exchange for WR **Jordan Matthews** and 2018 3rd-round draft choice
- 11/17/18** Placed on Injured Reserve (knee)
- 3/15/19** Agreed to terms with PHI on 1-year contract





6-5 | 315  **Rookie**
DOB: Oct. 3, 1995 (Age 23)

 **Woodinville, Washington**
Woodinville, High School



Washington State
D1-19 (22nd overall)
by Philadelphia



Andre Dillard was selected by the Eagles with the 22nd-overall pick of the 2019 NFL Draft. Dillard played collegiately at Washington State, where he earned All-America and first-team All-Pac-12 honors as a senior in 2018. He played in 42 career games, starting the final 39 at left tackle for the Cougars.

CAREER HIGHLIGHTS

- Appeared in 42 career games, starting the final 39 at left tackle for the Cougars. Was a two-time All-Pac-12 selection
- Started all 13 games at LT as a senior in 2018, allowing just 1.0 sack and 13 total pressures in 722 pass-blocking snaps (*per Pro Football Focus*). Earned All-America honors and first-team All-Pac-12 accolades
- Started all 13 games at LT as a junior in 2017 and was named All-Pac-12 honorable mention
- Received second-team All-Pac-12 recognition from Pro Football Focus after starting all 13 games at LT during his sophomore year in 2016
- As a freshman in 2015, played in 3 games at LT

TRANSACTIONS

2019 Drafted by PHI in 1st round (22nd overall)
 Signed 5-year contract

According to Pro Football Focus, Dillard played 722 pass-blocking snaps (T-1st among FBS offensive linemen) in 2018, allowing only 1.0 sack and 13 total pressures (1.8%).

Dillard earned All-America and first-team All-Pac-12 honors following his senior season in 2018.

BIRDSEED

Dillard prepped at Woodinville (WA) High School, where he was named All-KingCo First Team and KingCo 4A Credit Division Offensive Lineman of the Year as a senior.

Dillard's father Mitch was an offensive lineman for the Cougars in the late 1980's.

Dillard earned a bachelor's degree in social science.

 @andredillard_

COLLEGE STATISTICS

| Year | Team | GP/S |
|---------------|------------------|--------------|
| 2015 | Washington State | 3/0 |
| 2016 | Washington State | 13/13 |
| 2017 | Washington State | 13/13 |
| 2018 | Washington State | 13/13 |
| Totals | | 42/39 |



6-2 | 209  **3rd Year**

DOB: Aug. 29, 1995 (Age 24)

East Orange, New Jersey 

East Orange High School



West Virginia
D3-17 (99th overall)
by Philadelphia



2017



Rasul Douglas (pronounced RAH-sool) was selected by Philadelphia in the 3rd round (99th overall) of the 2017 NFL Draft. He played all 16 games (7 starts) in 2018 and led the Eagles defense with a career-high 3 INTs. A native of New Jersey, Douglas played collegiately at West Virginia, where he tied for the NCAA lead with 8 INTs as a senior in 2016.

MOST INTERCEPTIONS

EAGLES PLAYERS IN 2018

| | |
|----------------------|---|
| Rasul Douglas | 3 |
| Avonte Maddox | 2 |
| Several players tied | 1 |

EAGLES PLAYERS IN 2018

| | |
|----------------------------|---|
| Rasul Douglas (WVU) | 8 |
| Tarvarus McFadden (FSU) | 8 |
| Malik Hooker (Ohio State) | 7 |
| Damontae Kazee (SDSU) | 7 |
| Weston Steelhammer (AF) | 7 |
| Tedric Thompson (Colorado) | 7 |

MOST PASSES DEFENSED

EAGLES PLAYERS IN 2017

| | |
|----|------------------|
| 22 | Jalen Mills |
| 22 | Patrick Robinson |
| 14 | Rasul Douglas |

THREE-STEP DROP

Hobbies: **Bowling**

If he could play another sport:
Shortstop, baseball

Favorite athletes growing up: **Brian Dawkins, Derek Jeter, Dirk Nowitzki, Ed Reed**

Moment left star struck:
When he went to the Vince Carter basketball camp

Favorite quote: **"If you don't plan, you are planning to fail."**

Favorite movie: **Law Abiding Citizen**

Favorite TV show: **Power**

Favorite meal: **Chicken alfredo**

SEASON HIGHLIGHTS

2018 - PHILADELPHIA EAGLES (16/7, 2/2)

- Picked off Redskins QB **Josh Johnson** on the Redskins' first play from scrimmage in a 24-0 victory vs Was. (12/30/18). Became the first Eagle to record an INT on an opponent's first play from scrimmage since **Eric Allen** picked off **Steve Young** on a pass intended for **Jerry Rice** on 10/2/94 at San Francisco
- Picked off Cowboys QB **Dak Prescott** with a second quarter INT vs. Dal (12/9/18) on a 3rd-and-3 pass intended for WR **Amari Cooper** at the PHI 1 and returned the ball 17 yards to the PHI 18 for a career-high-tying 2 INTs this season
- Halted a Falcons red zone drive with a fourth-quarter INT of QB **Matt Ryan** at the PHI 4 vs Atl. (9/6/18)

2017 - PHILADELPHIA EAGLES (14/5, 3/0)

- Recorded the 3rd-most PDs (14) on the team, behind **Jalen Mills** (22) and **Patrick Robinson** (22). Also had 2 INTs



CAREER STATISTICS

| Year | Team | GP/S | TACKLES | | | | | PASS DEFENSE | | | | | | FUMBLES | | | DEF SNAPS | | |
|---------------|--------------|--------------|-----------|-----------|-----------|----------|------------|--------------|----------|----------|----------|-----------|----------|----------|----------|----------|------------|------------|-----|
| | | | Total | Solo | Asst | TFL | Sacks | Int | Yds | Lg | TD | PD | OPH | FF | FR | Yds | No | Pct | |
| 2017 | Philadelphia | 14/5 | 39 | 32 | 7 | 0 | 0.0 | 2 | 7 | 7 | 0 | 14 | 0 | 0 | 0 | 0 | 0 | 420 | 41% |
| 2018 | Philadelphia | 16/7 | 60 | 54 | 6 | 5 | 0.0 | 3 | 0 | 0 | 0 | 4 | 0 | 0 | 0 | 0 | 543 | 52% | |
| Totals | | 30/12 | 99 | 86 | 13 | 5 | 0.0 | 5 | 7 | 7 | 0 | 18 | 0 | 0 | 0 | 0 | --- | --- | |

PLAYOFFS

| | | | | | | | | | | | | | | | | | | | |
|---------------|--------------|------------|-----------|----------|----------|----------|------------|----------|----------|-----------|----------|----------|----------|----------|----------|----------|------------|------------|----|
| 2017 | Philadelphia | 3/0 | 0 | 0 | 0 | 0 | 0.0 | 0 | 0 | -- | 0 | 0 | 0 | 0 | 0 | 0 | 0 | 0 | 0% |
| 2018 | Philadelphia | 2/2 | 10 | 9 | 1 | 0 | 0.0 | 0 | 0 | -- | 0 | 2 | 0 | 0 | 0 | 0 | 118 | 84% | |
| Totals | | 5/2 | 10 | 9 | 1 | 0 | 0.0 | 0 | 0 | -- | 0 | 2 | 0 | 0 | 0 | 0 | --- | --- | |

ADDITIONAL STATISTICS

Special Teams Tackles: 3 - 2017 (2), 2018 (1)

CAREER HIGHS

| | | |
|----------------|----|----------------------------|
| Tackles | 13 | 12/16/18 at LAR |
| Sacks | -- | --- |
| INTs | 1 | 5x, last: 12/30/18 at Was |
| PDs | 3 | 2x, last: 11/26/17 vs. Chi |
| FFs | -- | --- |
| FRs | -- | --- |



BIRDSEED

Douglas is one of seven siblings and was raised by his grandmother in East Orange, NJ. He credits his little league baseball coach, Mike Davis, for helping turn his life around. Davis was also the P.A. announcer for East Orange HS and a mentor for at-risk youth. "He was the one who took me out of the streets. He made sure we did what we had to do."

Nassau Community College had no dorms, so Douglas lived in an apartment eight miles from campus and took the bus to and from school and practice each day. On his own financially, Douglas slept on the floor and battled hunger.

Douglas would wait until the end of the day to eat and often ordered off the dollar menu at McDonald's, eating half of the meal and saving the rest for later. "Every time I eat, I always think I'm making up a meal that I missed in junior college ... It definitely fuels me all the time, just thinking about what I went through."

SEASON HIGHLIGHTS (Continued)

- Notched his 2nd career INT in the 28-23 victory at Car. (10/12/17). With the Eagles down 10-3 in the second quarter, picked off Panthers QB **Cam Newton** at the CAR 19 and returned it to the 12. The pick set up a **Carson Wentz** TD pass that tied the game
- Made his first career start in the 27-24 win vs. NYG (9/24/17). Picked off Giants QB **Eli Manning** for his first career INT. Became the first Eagle to record an INT within his first 2 career games since **Nate Allen** in 2010

COLLEGE HIGHLIGHTS

- Collected first-team All-Big 12 honors as a senior in 2016, when he tied for the NCAA lead with 8 INTs (also Florida State's **Tarvarus McFadden**). Returned an interception 54 yards for a TD in a win vs. Brigham Young (9/24/16)
- Played in 11 games as a junior in 2015, adding depth at CB and seeing action on special teams. Recorded his 1st INT with the Mountaineers in a win at Kansas (11/21/15)
- Prior to transferring to WVU, played at Nassau Community College (Garden City, NY). Named NJCAA All-American First Team and was selected as a PrepStar JUCO All-American after leading his team to a 10-0 record, No. 6 national ranking and a victory in the Valley of the Sun Bowl in 2014

TRANSACTIONS

- 2017** Drafted by PHI in 3rd round (99th overall)
Signed 4-year contract





2018 GAME-BY-GAME STATISTICS (PHI)

| Date | Opp | GP/S | Tot | Solo | Sk | Int | PD | FF | FR | Snaps | Pct | |
|---------------|--------|------|-------------|-----------|-----------|------------|----------|----------|----------|----------|------------|------------|
| Sep 6 | Atl | W | 1/0 | 0 | 0 | 0.0 | 1 | 1 | 0 | 0 | 2 | 3% |
| Sep 16 | at TB | L | 1/0 | 0 | 0 | 0.0 | 0 | 0 | 0 | 0 | 1 | 2% |
| Sep 23 | Ind | W | 1/0 | 0 | 0 | 0.0 | 0 | 0 | 0 | 0 | 3 | 5% |
| Sep 30 | at Ten | L | 1/0 | 0 | 0 | 0.0 | 0 | 0 | 0 | 0 | 0 | 0% |
| Oct 7 | Min | L | 1/0 | 0 | 0 | 0.0 | 0 | 0 | 0 | 0 | 3 | 5% |
| Oct 11 | at NYG | W | 1/0 | 0 | 0 | 0.0 | 0 | 0 | 0 | 0 | 42 | 65% |
| Oct 21 | Car | L | 1/0 | 0 | 0 | 0.0 | 0 | 0 | 0 | 0 | 0 | 0% |
| Oct 28 | at Jax | W | 1/0 | 0 | 0 | 0.0 | 0 | 0 | 0 | 0 | 42 | 66% |
| Nov 11 | Dal | L | 1/1 | 8 | 7 | 0.0 | 0 | 0 | 0 | 0 | 67 | 97% |
| Nov 18 | at NO | L | 1/1 | 4 | 4 | 0.0 | 0 | 0 | 0 | 0 | 51 | 73% |
| Nov 25 | NYG | W | 1/0 | 0 | 0 | 0.0 | 0 | 0 | 0 | 0 | 2 | 3% |
| Dec 3 | Was | W | 1/1 | 8 | 7 | 0.0 | 0 | 0 | 0 | 0 | 45 | 100% |
| Dec 9 | at Dal | L | 1/1 | 11 | 10 | 0.0 | 1 | 1 | 0 | 0 | 99 | 100% |
| Dec 16 | at LAR | W | 1/1 | 13 | 11 | 0.0 | 0 | 0 | 0 | 0 | 76 | 100% |
| Dec 23 | Hou | W | 1/1 | 11 | 10 | 0.0 | 0 | 1 | 0 | 0 | 65 | 100% |
| Dec 30 | at Was | W | 1/1 | 5 | 5 | 0.0 | 1 | 1 | 0 | 0 | 45 | 100% |
| Totals | | | 16/7 | 60 | 54 | 0.0 | 3 | 4 | 0 | 0 | 543 | 52% |
| PLAYOFFS | | | | | | | | | | | | |
| Jan 6 | at Chi | W | 1/1 | 8 | 7 | 0.0 | 0 | 1 | 0 | 0 | 64 | 100% |
| Jan 13 | at NO | L | 1/1 | 2 | 2 | 0.0 | 0 | 1 | 0 | 0 | 54 | 70% |
| Totals | | | 2/2 | 10 | 9 | 0.0 | 0 | 2 | 0 | 0 | 118 | 84% |

2017 GAME-BY-GAME STATISTICS (PHI)

| Date | Opp | GP/S | Tot | Solo | Sk | Int | PD | FF | FR | Snaps | Pct | | |
|---------------|--------|------|-------------|-----------|-----------|------------|----------|-----------|----------|----------|------------|------------|--|
| Sep 10 | at Was | W | 0/0 | INACTIVE | | | | | | | | | |
| Sep 17 | at KC | L | 1/0 | 6 | 5 | 0.0 | 0 | 1 | 0 | 0 | 39 | 74% | |
| Sep 24 | NYG | W | 1/1 | 6 | 5 | 0.0 | 1 | 1 | 0 | 0 | 69 | 100% | |
| Oct 1 | at LAC | W | 1/1 | 3 | 2 | 0.0 | 0 | 1 | 0 | 0 | 57 | 100% | |
| Oct 8 | Ari | W | 1/1 | 3 | 3 | 0.0 | 0 | 1 | 0 | 0 | 20 | 33% | |
| Oct 12 | at Car | W | 1/1 | 5 | 4 | 0.0 | 1 | 3 | 0 | 0 | 56 | 68% | |
| Oct 23 | Was | W | 1/0 | 1 | 1 | 0.0 | 0 | 0 | 0 | 0 | 28 | 44% | |
| Oct 29 | SF | W | 1/0 | 2 | 1 | 0.0 | 0 | 2 | 0 | 0 | 30 | 46% | |
| Nov 5 | Den | W | 1/0 | 4 | 3 | 0.0 | 0 | 2 | 0 | 0 | 37 | 58% | |
| Nov 19 | at Dal | W | 1/0 | 0 | 0 | 0.0 | 0 | 0 | 0 | 0 | 0 | 0% | |
| Nov 26 | Chi | W | 1/0 | 2 | 2 | 0.0 | 0 | 3 | 0 | 0 | 11 | 20% | |
| Dec 3 | at Sea | L | 1/0 | 0 | 0 | 0.0 | 0 | 0 | 0 | 0 | 1 | 2% | |
| Dec 10 | at LAR | W | 1/0 | 0 | 0 | 0.0 | 0 | 0 | 0 | 0 | 0 | 0% | |
| Dec 17 | at NYG | W | 0/0 | INACTIVE | | | | | | | | | |
| Dec 25 | Oak | W | 1/0 | 0 | 0 | 0.0 | 0 | 0 | 0 | 0 | 4 | 6% | |
| Dec 31 | Dal | L | 1/1 | 7 | 6 | 0.0 | 0 | 0 | 0 | 0 | 68 | 100% | |
| Totals | | | 14/5 | 39 | 32 | 0.0 | 2 | 14 | 0 | 0 | 420 | 41% | |
| PLAYOFFS | | | | | | | | | | | | | |
| Jan 13 | Atl | W | 1/0 | 0 | 0 | 0.0 | 0 | 0 | 0 | 0 | 0 | 0% | |
| Jan 21 | Min | W | 1/0 | 0 | 0 | 0.0 | 0 | 0 | 0 | 0 | 0 | 0% | |
| Feb 4 | at NE | W | 1/0 | 0 | 0 | 0.0 | 0 | 0 | 0 | 0 | 0 | 0% | |
| Totals | | | 3/0 | 0 | 0 | 0.0 | 0 | 0 | 0 | 0 | 0 | 0% | |



6-1 | 242  **Rookie**

DOB: Aug. 12, 1996 (Age 23)



☆ **Lake Villa, Illinois**

Lakes Community High School



Wisconsin

UDFA ('19) by Philadelphia



A 2019 undrafted free agent, T.J. Edwards became one of just two UDFA's to make Philadelphia's 53-man roster out of training camp. Edwards started 52 games (2nd-most in school history) during his four-year career at Wisconsin. Finished his college career with 367 tackles, marking the 9th-most tackles in school history. Also recorded the most INTs by a linebacker in school history (10).

CAREER TACKLES

WISCONSIN HISTORY

| | |
|-------------------------|-----|
| Pete Monty (1993-96) | 451 |
| Gary Casper (1989-92) | 447 |
| Tim Krumrie (1979-82) | 444 |
| Dave Lokanc (1970-72) | 427 |
| Dave Crossen (1975-78) | 427 |
| Chris Borland (2009-13) | 420 |
| Jim Melka (1981-84) | 399 |
| Mike Taylor (2009-12) | 377 |
| T.J. Edwards (2015-18) | 367 |

CAREER STARTS

WISCONSIN HISTORY

| | |
|----|---------------------------|
| 54 | Michael Deiter (2015-18) |
| 52 | T.J. Edwards (2015-18) |
| 51 | Sojourn Shelton (2013-16) |

COLLEGE HIGHLIGHTS

- Played in 53 games (52 starts) at LB during his four-year collegiate career at Wisconsin. His 52 starts are the 2nd-most in school history and 5th-most by a Big Ten player
- Made 367 tackles, ranking No. 9 all-time at Wisconsin, and led the Badgers in tackles in three separate seasons (2015, 2016, 2018)
- Additionally, logged 37.5 TFLs, 8.0 sacks and 10 INTs during his career. His 10 INTs are the most by a LB in Wisconsin history
- Part of a Badgers senior class that went 42-12 (.778), including a 27-8 (.771) mark in Big Ten play and a 4-0 record in bowl games
- In 2018, earned first-team All-Big Ten honors from the media and second-team All-Big Ten honors from the league's coaches
- Named first-team All-America in 2017 and was a consensus All-Big Ten honoree. Was also selected as a Butkus Award finalist

BIRDSEED

Played at Lakes Community (IL) High School, where he received all-state honors as a junior and senior.

In addition to football, also lettered four years in basketball and two years in baseball.

Is the son of Cathy and Vince Edwards. Has a brother, Lee Chiakas, who played rugby at Southern Illinois from 2006-08.

Graduated from the University of Wisconsin with a degree in life sciences communication.



5-9 | 167  **3rd Year**
DOB: Jan. 21, 1995 (Age 24)


La Grange, Illinois

Lyons Township High School



Memphis
D5a-17 (153rd overall)
by Cincinnati
Acquired: PS-Cin-17

THREE-STEP DROP

- Hobbies:** Golf
- First job:** Tennis instructor
- Bucket list:** Travel to Australia
- If he could play another sport, what position/team:** Shortstop, Chicago Cubs
- Player he models his game after:** Fellow Memphis alum Stephen Gostkowski
- Favorite meal:** Deep dish pizza
- Favorite quote:** "Success isn't owned. It's rented and rent is due every day."

MOST 40+ YARD FIELD GOALS

NFL PLAYERS SINCE 2017

| | |
|----|---------------|
| 32 | Robbie Gould |
| 30 | Wil Lutz |
| 30 | Justin Tucker |
| 28 | Matt Bryant |
| 26 | Jake Elliott* |

**Set single-season franchise record for 50+ yard FGs (5) in 2017*



Jake Elliott was signed by the Eagles from the Bengals practice squad in Week 2 of 2017. In the last two seasons, Elliott has kicked both the longest regular-season (61 yards vs. NYG on 9/24/17) and playoff FGs (53 yards vs. Atl. on 1/13/18) in team history while adding the single-season franchise record for 50+ yard FGs (5 in 2017). He has also produced 6 career game-winning FGs and is tied for 5th in the NFL in 40+ yard FGs (26) since 2017.

LONGEST FIELD GOALS

EAGLES ALL-TIME HISTORY

| | |
|----------------------------------|----|
| Jake Elliott* (9/24/17 vs. NYG) | 61 |
| Tony Franklin (11/12/79 at Dal.) | 59 |
| David Akers (9/14/03 vs. NE) | 57 |
| Jake Elliott (11/11/18 vs. Dal.) | 56 |
| Caleb Sturgis (10/30/16 at Dal.) | 55 |

** Tied for 10th-longest FG in NFL history, tied for 4th-longest game-ending FG in NFL history, NFL rookie record*

EAGLES POSTSEASON HISTORY

| | |
|--|----|
| Jake Elliott* (1/13/18 vs. Atl.) | 53 |
| David Akers (1/4/09 at Min.) | 51 |
| David Akers (1/7/07 vs. NYG) | 48 |
| Jake Elliott^ (2/4/18 vs. NE - SB LII) | 46 |
| Several players tied | 46 |

** NFL rookie record ^ Longest FG by rookie in SB history*

CAREER HIGHLIGHTS

- Kicked a game-winning, franchise-record 61-yard FG as time expired in the 27-24 win vs. NYG (9/24/17). Tied for the 10th-longest FG in NFL history (also tied for the 4th-longest game-ending FG)
- Connected on the longest playoff FG (53 yards) in Eagles history in the 15-10 win vs. Atl. (1/13/18) in the Divisional Round
- Recorded the two longest FGs (43 and 46 yards) by a rookie in Super Bowl history in Philadelphia's 41-33 win vs. New England in **Super Bowl LII**
- Produced the most 50+ yard FGs (5) in single-season franchise history in 2017

NOTES TO KNOW

- His 26 FGs from 40+ yards are tied for the 5th-most in the NFL since 2017 (most in a two-year span in Eagles history)



CAREER STATISTICS

| Year | Team | GP | FG-FGA | Pct | 0-19 | 20-29 | 30-39 | 40-49 | 50+ | Lg | XP-XPA | Pct | Pts | KO | TB |
|---------------|--------------|-----------|--------------|-------------|------------|--------------|--------------|--------------|-------------|-----------|--------------|-------------|------------|------------|-----------|
| 2017 | Philadelphia | 15 | 26-31 | 83.9 | 0-0 | 5-5 | 4-7 | 12-13 | 5-6 | 61 | 39-42 | 92.9 | 117 | 83 | 42 |
| 2018 | Philadelphia | 16 | 26-31 | 83.9 | 0-0 | 7-7 | 10-11 | 7-8 | 2-5 | 56 | 33-35 | 94.3 | 111 | 81 | 57 |
| Totals | | 31 | 52-62 | 83.9 | 0-0 | 12-12 | 14-18 | 19-21 | 7-11 | 61 | 72-77 | 93.5 | 228 | 164 | 99 |

PLAYOFFS

| | | | | | | | | | | | | | | | |
|---------------|--------------|----------|------------|--------------|------------|------------|------------|------------|------------|-----------|--------------|-------------|-----------|-----------|----------|
| 2017 | Philadelphia | 3 | 7-7 | 100.0 | 0-0 | 2-2 | 2-2 | 2-2 | 1-1 | 53 | 7-9 | 77.8 | 28 | 19 | 13 |
| 2018 | Philadelphia | 2 | 1-1 | 100.0 | 0-0 | 0-0 | 0-0 | 1-1 | 0-0 | 43 | 3-3 | 100.0 | 6 | 7 | 2 |
| Totals | | 5 | 8-8 | 100.0 | 0-0 | 2-2 | 2-2 | 3-3 | 1-1 | 53 | 10-12 | 83.3 | 34 | 26 | 1 |

ADDITIONAL STATISTICS

Successful Onside Kick: 9/17/17 at KC



SEASON HIGHLIGHTS

2018 - PHILADELPHIA EAGLES (16/0, 2/0)

- With 0:03 remaining and the Eagles trailing 29-30, kicked the game-winning, 35-yard FG as time expired to make the final score 32-30 in the win vs. Hou. (12/23/18)
- Nailed a game-winning FG with 0:22 left on the clock in the 25-22 win vs. NYG (11/25/18). Marked his 5th career game-winning FG and 2nd against the Giants (franchise-record 61-yard FG on 9/24/17)
- Connected on 2-of-2 FGs vs. Dal. (11/11/18), including a 56-yard FG that cut the Eagles' deficit to 6-3 in the second quarter. The 56-yarder was the 2nd-longest of his career and the 4th-longest in franchise history
- Converted 3-of-3 FGs at Ten. (9/30/18), including a 37-yard FG in overtime to give the Eagles a 23-20 lead

2017 - PHILADELPHIA EAGLES (15/0, 3/0)

- Recorded the two longest FGs by a rookie in Super Bowl history (43 and 46 yards) in **Super Bowl LII**. His 46-yarder gave the Eagles a 41-33 lead with 1:05 remaining
- Kicked the longest FG (53 yards) in team and NFL rookie postseason history in the 15-10 win vs. Atl. (1/13/18) in the Divisional Round, breaking the previous mark of 51 yards by **David Akers** on 1/4/09 at Minnesota
- Produced the most 50+ yard FGs (5) in single-season franchise history. Also tied **David Akers** in 2004 for the most 40+ yard FGs (17) in Eagles single-season history

CAREER HIGHS

| | | |
|-----------------|----|------------------|
| Points | 14 | 10/1/17 at LAC |
| FGs | 4 | 10/1/17 at LAC |
| FG Attempts | 4 | 10/1/17 at LAC |
| Longest FG | 61 | 9/24/17 vs. NYG |
| Longest Attempt | 61 | 9/24/17 vs. NYG |
| PATs | 6 | 11/5/17 vs. Den. |

FIELD GOAL SPLITS

| | FG-FGA | Pct | Lg |
|-----------|--------|-------|----|
| vs. NFC | 40-47 | 85.1 | 61 |
| vs. AFC | 18-21 | 85.7 | 53 |
| Home | 29-34 | 85.3 | 61 |
| Away | 26-31 | 83.9 | 53 |
| Turf | 9-11 | 81.8 | 46 |
| Grass | 49-57 | 86.0 | 61 |
| Indoors | 4-4 | 100.0 | 46 |
| Outdoors | 54-64 | 84.4 | 61 |
| September | 10-14 | 71.4 | 61 |
| October | 18-21 | 85.7 | 53 |
| November | 7-8 | 87.5 | 56 |
| December | 15-17 | 88.2 | 51 |
| January | 5-5 | 100.0 | 53 |
| February | 3-3 | 100.0 | 46 |
| When Tied | 11-13 | 84.6 | 61 |

50+ YARD FIELD GOALS (8)

| Date | Opponent | Yds |
|----------|---------------------------------------|-----|
| 9/24/17 | vs. New York Giants (W, 27-24) | 61 |
| 11/11/18 | vs. Dallas Cowboys (L, 20-27) | 56 |
| 1/13/18 | vs. Atlanta Falcons (Div.) (W, 15-10) | 53 |
| 10/1/17 | at Los Angeles Chargers (W, 26-24) | 53 |
| 12/16/18 | at Los Angeles Rams (W, 30-23) | 51 |
| 10/29/17 | vs. San Francisco 49ers (W, 33-10) | 51 |
| 10/23/17 | vs. Washington Redskins (W, 34-24) | 50 |
| 10/12/17 | at Carolina Panthers (W, 28-23) | 50 |



2018 GAME-BY-GAME STATISTICS (PHILADELPHIA)

| Date | Opp | FG-FGA | Pct | 0-19 | 20-29 | 30-39 | 40-49 | 50+ | Lg | XP-XPA | Pct | Pts | Kick by Kick | |
|---------------|--------|--------|--------------|-------------|------------|------------|--------------|------------|------------|-----------|--------------|-------------|------------------------|------------|
| Sep 6 | Atl | W | 1-1 | 100.0 | 0-0 | 1-1 | 0-0 | 0-0 | 26 | 1-1 | 100.0 | 4 | (26) | |
| Sep 16 | at TB | L | 0-1 | 0.0 | 0-0 | 0-0 | 0-0 | 0-0 | -- | 3-3 | 100.0 | 3 | 42RU | |
| Sep 23 | Ind | W | 2-3 | 66.7 | 0-0 | 1-1 | 1-1 | 0-0 | 33 | 2-2 | 100.0 | 8 | 55WL, (33), (24) | |
| Sep 30 | at Ten | L | 3-3 | 100.0 | 0-0 | 1-1 | 2-2 | 0-0 | 37 | 2-2 | 100.0 | 11 | (27), (30), (37) | |
| Oct 7 | Min | L | 2-2 | 100.0 | 0-0 | 1-1 | 1-1 | 0-0 | 30 | 1-1 | 100.0 | 7 | (30), (28) | |
| Oct 11 | at NYG | W | 2-3 | 66.7 | 0-0 | 0-0 | 2-2 | 0-0 | 33 | 4-4 | 100.0 | 10 | (33), 54WR, (30) | |
| Oct 21 | Car | L | 1-2 | 50.0 | 0-0 | 0-0 | 0-1 | 1-1 | 46 | 2-2 | 100.0 | 5 | 36WR, (46) | |
| Oct 28 | at Jax | W | 1-1 | 100.0 | 0-0 | 0-0 | 1-1 | 0-0 | 31 | 3-3 | 100.0 | 6 | (31) | |
| Nov 11 | Dal | L | 2-2 | 100.0 | 0-0 | 1-1 | 0-0 | 0-0 | 56 | 2-2 | 100.0 | 8 | (56), (26) | |
| Nov 18 | at NO | L | 0-0 | --- | 0-0 | 0-0 | 0-0 | 0-0 | -- | 1-1 | 100.0 | 1 | --- | |
| Nov 25 | NYG | W | 3-3 | 100.0 | 0-0 | 1-1 | 0-0 | 2-2 | 43 | 0-0 | --- | 9 | (42), (28), (43) | |
| Dec 3 | Was | W | 2-2 | 100.0 | 0-0 | 0-0 | 0-0 | 2-2 | 46 | 2-2 | 100.0 | 8 | (46), (44) | |
| Dec 9 | at Dal | L | 1-1 | 100.0 | 0-0 | 1-1 | 0-0 | 0-0 | 26 | 2-3 | 66.7 | 5 | (26) | |
| Dec 16 | at LAR | W | 3-4 | 75.0 | 0-0 | 0-0 | 1-1 | 1-1 | 51 | 3-3 | 100.0 | 12 | (51), (34), (40), 53WR | |
| Dec 23 | Hou | W | 2-2 | 100.0 | 0-0 | 0-0 | 1-1 | 1-1 | 47 | 2-3 | 66.7 | 8 | (47), (35) | |
| Dec 30 | at Was | W | 1-1 | 100.0 | 0-0 | 0-0 | 1-1 | 0-0 | 33 | 3-3 | 100.0 | 6 | (33) | |
| Totals | | | 26-31 | 83.9 | 0-0 | 7-7 | 10-11 | 7-8 | 2-5 | 56 | 33-35 | 94.3 | 111 | --- |

PLAYOFFS

| | | | | | | | | | | | | | | |
|---------------|--------|---|------------|--------------|------------|------------|------------|------------|------------|-----------|------------|--------------|----------|------------|
| Jan 6 | at Chi | W | 1-1 | 100.0 | 0-0 | 0-0 | 0-0 | 1-1 | 0-0 | 43 | 1-1 | 100.0 | 4 | (43) |
| Jan 13 | at NO | L | 0-0 | --- | 0-0 | 0-0 | 0-0 | 0-0 | -- | 2-2 | 100.0 | 2 | --- | |
| Totals | | | 1-1 | 100.0 | 0-0 | 0-0 | 0-0 | 1-1 | 0-0 | 43 | 3-3 | 100.0 | 6 | --- |

GAME-WINNING FIELD GOALS (6)

| Date | Opponent | Score | Time (Q) | Yds | Final |
|----------|-----------------|-------|----------|-----|-------|
| 12/23/18 | vs. Hou. | 29-30 | 0:03 (4) | 35 | 32-30 |
| 11/25/18 | vs. NYG | 22-22 | 0:22 (4) | 43 | 25-22 |
| 1/13/18 | vs. Atl. (Div.) | 9-10 | 0:15 (3) | 37 | 15-10 |
| 12/25/17 | vs. Oak. | 10-10 | 0:27 (4) | 48 | 19-10 |
| 12/10/17 | at LAR | 34-35 | 3:50 (4) | 41 | 43-35 |
| 9/24/17 | vs. NYG | 24-24 | 0:01 (4) | 61 | 27-24 |

BIRDSEED

Elliott prepped at Lyons Township High School (La Grange, IL), which is located outside of Chicago. Elliott connected on 15-of-21 FGs as a senior, as well as 43-of-44 PATs, en route to being named All-Illinois First Team by the *Chicago Tribune*.

Elliott was named the 2016 American Athletic Conference Football Scholar-Athlete of the Year. He was also a seven-time Dean's List student and three-time AAC All-Academic Team member.

@jake_elliott22 @jelliott46

SEASON HIGHLIGHTS (Continued)

- Named **NFC Special Teams Player of the Week** for Week 3 after kicking a game-winning, franchise-record 61-yard FG as time expired vs. NYG (9/24/17). Erased a 24-21 deficit with FGs from 46 and 61 yards in the last 0:51. The 61-yarder is tied for the 10th-longest FG in NFL history (also tied for the 4th-longest game-ending FG)

COLLEGE HIGHLIGHTS

- Four-time Lou Groza Award semifinalist (top collegiate placekicker), including finalist recognition in 2015
- Totaled school-best 445 career points, topping **Stephen Gostkowski** (369) and **DeAngelo Williams** (362)
- During his four seasons at Memphis, ranked 2nd among NCAA kickers in points (445), behind **Zane Gonzalez** (492)
- Holds school record for longest FG (56 yards) and kicked 4 of the 5 longest FGs in program history (56, 54, 53, 53)

TRANSACTIONS

- 2017** Drafted by CIN in 5th round (153rd overall)
Signed 4-year contract
- 9/2/17** Waived by CIN
- 9/3/17** Signed by CIN to practice squad
- 9/12/17** Signed by PHI from CIN practice squad
- 2/22/19** Signed by PHI to 1-year contract



6-5 | 250  **7th Year**
DOB: Nov. 10, 1990 (Age 28)

Danville, California

Monte Vista High School

S

Stanford
D2-13 (35th overall)
by Philadelphia



A two-time Pro Bowler who caught the game-winning TD in **Super Bowl LII**, Zach Ertz was selected by Philadelphia in the 2nd round (35th overall) of the 2013 NFL Draft. In 2018, Ertz set the NFL single-season record for receptions (franchise-record 116) by a TE, breaking the previous mark of 110 by **Jason Witten** in 2012. He also ranks 3rd in Eagles all-time history with 437 career receptions.

MOST RECEPTIONS

NFL PLAYERS IN 2018

| | |
|------------------------|-----|
| Michael Thomas (NO) | 125 |
| Zach Ertz (Phi.) | 116 |
| DeAndre Hopkins (Hou.) | 115 |
| Julio Jones (Atl.) | 113 |
| Adam Thielen (Min.) | 113 |

** Ranks 1st among NFL TEs*

EAGLES SINGLE-SEASON HISTORY

| | |
|------------------------|-----|
| Zach Ertz (2018) | 116 |
| Brian Westbrook (2007) | 90 |
| Irving Fryar (1996) | 88 |
| Irving Fryar (1997) | 86 |
| Jordan Matthews (2015) | 85 |
| Jeremy Maclin (2014) | 85 |

MOST RECEIVING YARDS

NFL TIGHT ENDS IN 2018

| | |
|-------|--------------------|
| 1,377 | George Kittle (SF) |
| 1,336 | Travis Kelce (KC) |
| 1,163 | Zach Ertz (Phi.) |
| 896 | Jared Cook (Oak.) |
| 750 | Eric Ebron (Ind.) |

EAGLES ALL-TIME HISTORY

| | | | |
|---|---|---|---|
|  |  |  |  |
| HAROLD CARMICHAEL | PETE RETZLAFF | ZACH ERTZ | BRIAN WESTBROOK |
| 589 | 452 | 437 | 426 |
| (1971-83) | (1956-66) | (2013-18) | (2002-09) |

THREE-STEP DROP

Bucket list: Skydiving

Talent he'd most like to have:
The ability to read minds

'Welcome to the NFL' moment:
Seeing Michael Vick in a meeting

Favorite musician: **Jason Aldean**

Favorite TV shows: **Game of Thrones**
and Homeland

MOST RECEPTIONS BY A TIGHT END

NFL SINGLE-SEASON HISTORY

| | | |
|---|---|---|
|  |  |  |
| ZACH ERTZ | JASON WITTEN | TRAVIS KELCE |
| 116 | 110 | 103 |
| (2018) | (2012) | (2018) |



CAREER STATISTICS

| Year | Team | GP/S | RECEIVING | | | | | OFF SNAPS | |
|---------------|--------------|--------------|------------|--------------|-------------|-----------|-----------|------------|------------|
| | | | Rec | Yds | Avg | Lg | TD | No | Pct |
| 2013 | Philadelphia | 16/3 | 36 | 469 | 13.0 | 38 | 4 | 450 | 41% |
| 2014 | Philadelphia | 16/5 | 58 | 702 | 12.1 | 35t | 3 | 587 | 50% |
| 2015 | Philadelphia | 15/7 | 75 | 853 | 11.4 | 60 | 2 | 790 | 68% |
| 2016 | Philadelphia | 14/12 | 78 | 816 | 10.5 | 30 | 4 | 851 | 75% |
| 2017 | Philadelphia | 14/13 | 74 | 824 | 11.1 | 53 | 8 | 778 | 69% |
| 2018 | Philadelphia | 16/16 | 116 | 1,163 | 10.0 | 34 | 8 | 1,000 | 92% |
| Totals | | 91/56 | 437 | 4,827 | 11.0 | 60 | 29 | --- | --- |

PLAYOFFS

| | | | | | | | | | |
|---------------|--------------|------------|-----------|------------|-------------|-----------|----------|------------|------------|
| 2013 | Philadelphia | 1/0 | 3 | 22 | 7.3 | 15 | 1 | 23 | 40% |
| 2017 | Philadelphia | 3/2 | 18 | 192 | 10.7 | 36 | 1 | 176 | 85% |
| 2018 | Philadelphia | 2/2 | 10 | 102 | 10.2 | 17 | 0 | 107 | 90% |
| Totals | | 6/4 | 31 | 316 | 10.2 | 36 | 2 | --- | --- |

ADDITIONAL STATISTICS

Fumbles/Lost: 4/3 - 2018 (1/0), 2017 (1/1), 2015 (1/1), 2014 (1/1)

Forced Fumbles: 11/22/15 vs. TB

CAREER HIGHS

| | | |
|------------------------|-----|-----------------------------|
| Receptions | 15 | 12/20/14 at Was. |
| Receiving Yards | 152 | 1/3/16 at NYG |
| Receiving Long | 60 | 1/3/16 at NYG |
| Receiving TDs | 2 | 4x, last: 11/11/18 vs. Dal. |

CAREER HIGHLIGHTS

- In 2018, set the single-season record for receptions by a TE (116), surpassing **Jason Witten** in 2012 (110)
- In 2018, named to his second career **Pro Bowl** after ranking 2nd in the NFL with a career-high 116 receptions (franchise and NFL TE record), trailing only **Michael Thomas** (125)
- In 2017, earned his first career **Pro Bowl** nod after leading the Eagles in receptions (72) and receiving yards (824) and tying for the 2nd-most TDs (career-high 8) by an NFL TE
- Established an Eagles single-game record with a career-high 15 receptions on 12/20/14 at Washington
- Caught the game-winning TD in **Super Bowl LII** at NE (2/4/18) on an 11-yard pass from **Nick Foles** that gave the Eagles a 38-33 lead with 2:21 remaining

NOTES TO KNOW

- Ranks 3rd on the Eagles' all-time receptions list (437), trailing only **Harold Carmichael** (589, 1971-83) and **Pete Retzlaff** (452, 1956-66)
- Has recorded 437 career receptions, which are the most ever by an NFL TE in their first six seasons
- Has produced 4 career games with 13+ receptions, tied for the 2nd-most such performances in NFL history, trailing only **Wes Welker** (5, 2004-15). His 10 career games with 10+ catches are the 3rd-most ever by an NFL TE, behind **Tony Gonzalez** (15, 1997-2013) and **Jason Witten** (11, 2003-17)



ERTZ FAMILY FOUNDATION

Ertz and his wife, Julie, who is a star defender on the U.S. Women's National Soccer team, married during the 2017 offseason. In 2018, the couple launched the **Ertz Family Foundation**, which focuses on:

- Providing opportunities for youth to learn the value of exercise, nutrition, leadership, work ethic, accountability and team work
- Improving the quality of education through supporting teachers, students and schools
- Restoring hope and building communities for families that need it most

HIGH SCHOOL STANDOUT

Ertz graduated from Monte Vista HS (Danville, CA), where he was a first-team all-state selection as a senior after catching 56 passes for 756 yards and 14 TDs. He earned All-Northern California first-team honors from *NorCalPreps.com*, first-team All-Metro honors from the *San Francisco Chronicle*, All-East Bay honors from the *Contra Costa Times* and first-team All-East Bay Athletic League honors and was also named the 2008 *Cal-Hi Sports* North Coast Section Scholar Athlete of the Year.

Ertz also played high school basketball with Mark Appel, who was selected by the Houston Astros with the No. 1-overall pick in the 2013 MLB Draft and now plays in the Phillies organization. Their basketball team went 32-4 and lost in the NorCal finals. Ertz was a center and Appel was a small forward.

BIRDSEED

Ertz is the son of Lisa and Douglas, and has three younger brothers: Shane, Nic and Jackson. Lisa is an office manager and legal assistant, and Doug is a software salesman. Ertz also has a Bernese Mountain dog named Apollo. His father, Douglas, played football at Lehigh University from 1981-84 and his uncle, Davis, played baseball at Vermont from 1970-72.

Ertz earned his bachelor's degree in management science and engineering at Stanford.



@ZERTZ_86



@zachertz



| 2018 GAME-BY-GAME STATISTICS (PHI) | | | | | | | | | | |
|------------------------------------|--------|------|--------------|------------|--------------|-------------|-----------|----------|--------------|------------|
| Date | Opp | GP/S | RECEIVING | | | | | SNAPS | | |
| | | | Rec | Yds | Avg | Lg | TD | No | Pct | |
| Sep 6 | Atl | W | 1/1 | 5 | 48 | 9.6 | 18 | 0 | 70 | 97% |
| Sep 16 | at TB | L | 1/1 | 11 | 94 | 8.5 | 34 | 0 | 74 | 94% |
| Sep 23 | Ind | W | 1/1 | 5 | 73 | 14.6 | 28 | 0 | 81 | 99% |
| Sep 30 | at Ten | L | 1/1 | 10 | 112 | 11.2 | 24 | 0 | 76 | 97% |
| Oct 7 | Min | L | 1/1 | 10 | 110 | 11.0 | 23 | 1 | 57 | 97% |
| Oct 11 | at NYG | W | 1/1 | 7 | 43 | 6.1 | 15 | 1 | 71 | 100% |
| Oct 21 | Car | L | 1/1 | 9 | 138 | 15.3 | 27 | 0 | 65 | 97% |
| Oct 28 | at Jax | W | 1/1 | 4 | 26 | 6.5 | 15 | 1 | 57 | 92% |
| Nov 11 | Dal | L | 1/1 | 14 | 145 | 10.4 | 23 | 2 | 62 | 100% |
| Nov 18 | at NO | L | 1/1 | 2 | 15 | 7.5 | 8 | 0 | 47 | 92% |
| Nov 25 | NYG | W | 1/1 | 7 | 91 | 13.0 | 24 | 1 | 52 | 80% |
| Dec 3 | Was | W | 1/1 | 9 | 83 | 9.2 | 20 | 0 | 59 | 79% |
| Dec 9 | at Dal | L | 1/1 | 5 | 38 | 7.6 | 12 | 0 | 44 | 85% |
| Dec 16 | at LAR | W | 1/1 | 3 | 22 | 7.3 | 11 | 0 | 59 | 92% |
| Dec 23 | Hou | W | 1/1 | 12 | 110 | 9.2 | 23t | 2 | 73 | 89% |
| Dec 30 | at Was | W | 1/1 | 3 | 15 | 5.0 | 7 | 0 | 53 | 75% |
| Totals | | | 16/16 | 116 | 1,163 | 10.0 | 34 | 8 | 1,000 | 92% |
| PLAYOFFS | | | | | | | | | | |
| Jan 6 | at Chi | W | 1/1 | 5 | 52 | 10.4 | 17 | 0 | 61 | 90% |
| Jan 13 | at NO | L | 1/1 | 5 | 50 | 10.0 | 17 | 0 | 46 | 90% |
| Totals | | | 2/2 | 10 | 102 | 10.2 | 17 | 0 | 107 | 90% |

| 2017 GAME-BY-GAME STATISTICS (PHI) | | | | | | | | | | | | |
|------------------------------------|--------|------|--------------|-----------------------|------------|-------------|-----------|----------|------------|------------|--|--|
| Date | Opp | GP/S | RECEIVING | | | | | SNAPS | | | | |
| | | | Rec | Yds | Avg | Lg | TD | No | Pct | | | |
| Sep 10 | at Was | W | 1/1 | 8 | 93 | 11.6 | 23 | 0 | 60 | 88% | | |
| Sep 17 | at KC | L | 1/1 | 5 | 97 | 19.4 | 53 | 0 | 60 | 83% | | |
| Sep 24 | NYG | W | 1/1 | 8 | 55 | 6.9 | 12 | 1 | 75 | 99% | | |
| Oct 1 | at LAC | W | 1/1 | 5 | 81 | 16.2 | 38 | 0 | 60 | 76% | | |
| Oct 8 | Ari | W | 1/1 | 6 | 61 | 10.2 | 14 | 1 | 57 | 85% | | |
| Oct 12 | at Car | W | 1/1 | 2 | 18 | 9.0 | 17t | 2 | 49 | 79% | | |
| Oct 23 | Was | W | 1/0 | 5 | 89 | 17.8 | 46 | 1 | 53 | 82% | | |
| Oct 29 | SF | W | 1/1 | 4 | 34 | 8.5 | 14 | 1 | 64 | 91% | | |
| Nov 5 | Den | W | 0/0 | INACTIVE (HAMSTRING) | | | | | | | | |
| Nov 19 | at Dal | W | 1/1 | 2 | 8 | 4.0 | 6 | 0 | 60 | 94% | | |
| Nov 26 | Chi | W | 1/1 | 10 | 103 | 10.3 | 22 | 1 | 65 | 83% | | |
| Dec 3 | at Sea | L | 1/1 | 2 | 24 | 12.0 | 14 | 0 | 45 | 60% | | |
| Dec 10 | at LAR | W | 0/0 | INACTIVE (CONCUSSION) | | | | | | | | |
| Dec 17 | at NYG | W | 1/1 | 6 | 56 | 9.3 | 17 | 1 | 60 | 88% | | |
| Dec 25 | Oak | W | 1/1 | 9 | 81 | 9.0 | 25 | 0 | 56 | 82% | | |
| Dec 31 | Dal | L | 1/1 | 2 | 24 | 12.0 | 15 | 0 | 14 | 24% | | |
| Totals | | | 14/13 | 74 | 824 | 11.1 | 53 | 8 | 778 | 69% | | |
| PLAYOFFS | | | | | | | | | | | | |
| Jan 13 | Atl | W | 1/0 | 3 | 32 | 10.7 | 11 | 0 | 59 | 88% | | |
| Jan 21 | Min | W | 1/1 | 8 | 93 | 11.6 | 36 | 0 | 53 | 82% | | |
| Feb 4 | at NE | W | 1/1 | 7 | 67 | 9.6 | 19 | 1 | 64 | 85% | | |
| Totals | | | 3/2 | 18 | 192 | 10.7 | 36 | 1 | 176 | 85% | | |

SEASON HIGHLIGHTS

2018 - PHILADELPHIA EAGLES (16/16, 2/2)

- Set the single-season record for receptions by an NFL TE (116), surpassing the previous mark of 110 by **Jason Witten** in 2012. His 116 catches are also a single-season team record, surpassing **Brian Westbrook** in 2007 (90)
- Finished the season ranked 2nd in the NFL in receptions (116), trailing only **Michael Thomas** (125)
- Ranked 3rd among NFL TEs in receiving yards (1,163), behind **George Kittle** (1,377) and **Travis Kelce** (1,336). Also ranked 3rd among NFL TEs in receiving TDs
- Posted a team-high 12 receptions for 110 yards in the 32-30 win vs. Hou. (12/23/18), breaking **Jason Witten's** (110 in 2012) single-season record for receptions by a TE
- Established a new franchise single-season record for receptions (93) in the 28-13 win vs. Was. (12/3/18). Led the Eagles with a team-high 9 receptions for 83 yards
- Posted his second consecutive game with 10+ catches (10) and 100+ receiving yards (110) vs. Min. (10/7/18). Became the first Eagle with 10+ receptions and 100+ receiving yards in back-to-back games since **Pete Pihos** from 12/4/55-12/11/55. Became the first NFL TE to do so since **Tony Gonzalez** with Kansas City from 12/25/04-1/2/05
- Tied for the team lead with 73 receiving yards vs. Ind. (9/23/18). Ertz and **Dallas Goedert** became the first pair of Eagles TEs with 70+ yards in the same game since **Ray Poage** (5-142) and **Pete Retzlaff** (6-118) on 12/5/65 vs. Dallas





6-0 | 204  **3rd Year**

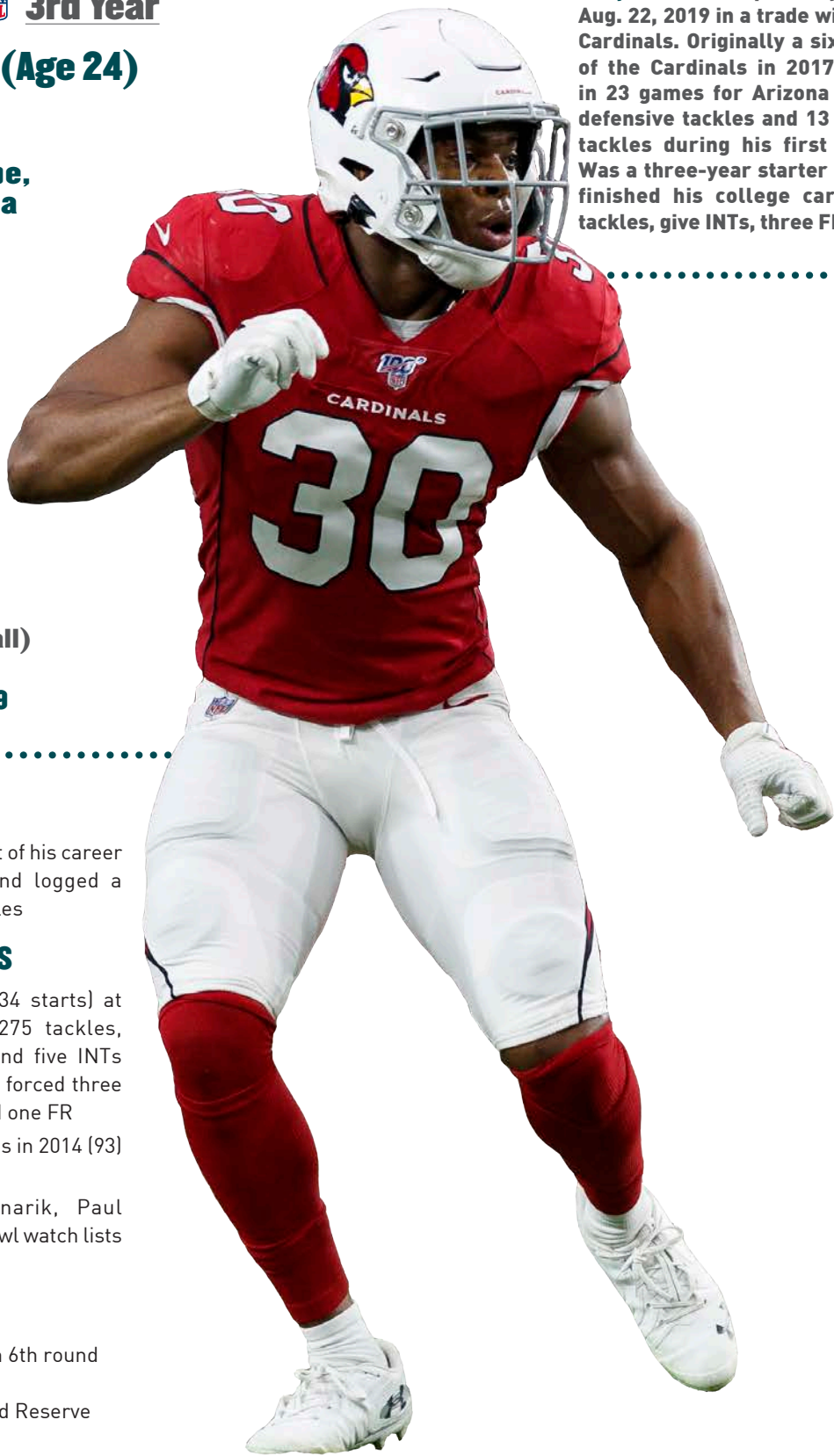
DOB: Nov. 1, 1994 (Age 24)

 **New Hope,
Alabama**

**New Hope
High School**



Auburn
D6-17 (208th overall)
by Arizona
Acquired: T-Ari-19



Rudy Ford was acquired by the Eagles on Aug. 22, 2019 in a trade with the Arizona Cardinals. Originally a sixth-round pick of the Cardinals in 2017, Ford played in 23 games for Arizona and totaled 4 defensive tackles and 13 special teams tackles during his first two seasons. Was a three-year starter at Auburn and finished his college career with 275 tackles, give INTs, three FF and 1 FR.

CAREER HIGHLIGHTS

- Made the first NFL start of his career vs. Den. (10/18/18) and logged a career-high three tackles

COLLEGE HIGHLIGHTS

- Played in 52 games (34 starts) at Auburn and totaled 275 tackles, 1.5 sacks, 11.5 TFL and five INTs during his career. Also forced three fumbles and registered one FR
- Led the Tigers in tackles in 2014 (93) and 2015 (118)
- Named to the Bednarik, Paul Hornung and Senior Bowl watch lists as a senior in 2016

TRANSACTIONS

- 2017** Drafted by ARI in 6th round (208th overall)
- 12/7/17** Placed on Injured Reserve (knee)
- 8/22/19** Traded to PHI in exchange for DT Bruce Hector



CAREER STATISTICS

| Year | Team | GP/S | TACKLES | | | | | PASS DEFENSE | | | | | | FUMBLES | | | DEF SNAPS | | |
|---------------|---------|-------------|----------|----------|----------|----------|------------|--------------|----------|----------|----------|----------|----------|----------|----------|----------|-----------|------------|------------|
| | | | Total | Solo | Asst | TFL | Sacks | Int | Yds | Lg | TD | PD | QPH | FF | FR | Yds | No | Pct | |
| 2017 | Arizona | 10/0 | 0 | 0 | 0 | 0 | 0.0 | 0 | 0 | -- | 0 | 0 | 0 | 0 | 0 | 0 | 0 | 0 | 0% |
| 2018 | Arizona | 13/1 | 4 | 2 | 2 | 0 | 0.0 | 0 | 0 | -- | 0 | 0 | 0 | 0 | 0 | 0 | 0 | 62 | 6% |
| Totals | | 23/1 | 4 | 2 | 2 | 0 | 0.0 | 0 | 0 | 0 | 0 | 0 | 0 | 0 | 0 | 0 | 0 | --- | --- |

ADDITIONAL STATISTICS

Special Teams Tackles: 13 - 2018 (8); 2017 (5)



6-0 | 232  **5th Year**

DOB: Jan. 3, 1990 (Age 29)

Waynesville, Missouri



Waynesville High School



Northern Iowa

UDFA ('12) by Cleveland
Acquired: FA-Pit-19

BIRDSEED

Fort, who is the son of Larry Fort Sr. and Amy Holloway, prepped at Waynesville (MO) High School. He was an all-state selection at tailback and first-team all-conference honoree as a LB and RB. Named the 2007 Missouri Class 5A Player of the Year, Fort totaled 2,152 rushing yards with 23 TDs and added 85 tackles, 8.0 sacks and 5 INTs (including 3 TDs) on defense as a senior.




@i_Serve24



@ljfort

In 2018, Fort recorded career highs in defensive snaps (305, 29%) and special teams snaps (333, 73%).

Fort was named FCS and Missouri Valley Conference Defensive Player of the Year in 2011.



A veteran linebacker and standout special teams player, **L.J. Fort** was signed by the Eagles during the 2019 offseason after spending three years (2016-18) with the Steelers. In 2018, Fort recorded career highs in defensive snaps (305, 29%) and special teams snaps (333, 73%). He played collegiately at Northern Iowa, where he was named FCS and Missouri Valley Conference Defensive Player of the Year as a senior in 2011.

MOST SPECIAL TEAMS SNAPS

STEELERS PLAYERS IN 2018

| | |
|---------------------------|------------------|
| L.J. Fort | 333 (73%) |
| Anthony Chickillo | 327 (71%) |
| Tyler Matakevich | 317 (69%) |
| Roosevelt Nix | 316 (69%) |
| Jordan Dangerfield | 315 (69%) |

SEASON HIGHLIGHTS

2018 - PITTSBURGH STEELERS (15/2)

- Played a career-high 305 defensive snaps (29%) and also led the team with a career-high 333 special teams snaps (73%). Finished with a career-high 43 tackles (34 solo), 3 TFLs, 1.0 sack, 1 FR and 4 special teams tackles

2017 - PITTSBURGH STEELERS (15/0, 1/0)

- Ranked 4th on the team with 285 special teams snaps (65%) and posted the 2nd-most special teams tackles (7), trailing only **Tyler Matakevich** (11)

2016 - PITTSBURGH STEELERS (14/0, 2/0)

- Appeared in the Steelers' 6th-most special teams snaps (208, 47%)

2012 - CLEVELAND BROWNS (16/1)

- Played in a career-high 16 games as a rookie and produced 13 tackles (8 solo), 1.0 sack, 1 INT and 3 PDs

COLLEGE HIGHLIGHTS

- Saw action in 50 games (34 starts) for Northern Iowa (2008-11) and finished his career with the 5th-most tackles (356) in school history



CAREER STATISTICS

| Year | Team | GP/S | TACKLES | | | | | PASS DEFENSE | | | | | | FUMBLES | | | DEF SNAPS | |
|---------------|------------|-------------|-----------|-----------|-----------|----------|------------|--------------|-----------|-----------|----------|----------|-----------|----------|----------|------------|------------|-----|
| | | | Total | Solo | Asst | TFL | Sacks | Int | Yds | Lg | TD | PD | OPH | FF | FR | Yds | No | Pct |
| 2012 | Cleveland | 16/1 | 13 | 8 | 5 | 1 | 1.0 | 1 | 10 | 10 | 0 | 3 | 3 | 0 | 0 | 0 | 97 | 8% |
| 2014 | Seattle | 1/0 | 0 | 0 | 0 | 0 | 0.0 | 0 | 0 | -- | 0 | 0 | 0 | 0 | 0 | 0 | 0% | |
| 2015 | Pittsburgh | 0/0 | 0 | 0 | 0 | 0 | 0.0 | 0 | 0 | -- | 0 | 0 | 0 | 0 | 0 | 0 | 0% | |
| 2016 | Pittsburgh | 14/0 | 2 | 2 | 0 | 0 | 0.0 | 0 | 0 | -- | 0 | 0 | 1 | 0 | 0 | 42 | 4% | |
| 2017 | Pittsburgh | 15/0 | 2 | 2 | 0 | 1 | 1.0 | 0 | 0 | -- | 0 | 4 | 1 | 0 | 0 | 77 | 8% | |
| 2018 | Pittsburgh | 15/2 | 43 | 34 | 9 | 3 | 1.0 | 0 | 0 | -- | 0 | 0 | 5 | 0 | 1 | 305 | 29% | |
| Totals | | 61/3 | 60 | 46 | 14 | 5 | 3.0 | 1 | 10 | 10 | 0 | 7 | 10 | 0 | 1 | --- | --- | |

PLAYOFFS

| | | | | | | | | | | | | | | | | | |
|---------------|------------|------------|----------|----------|----------|----------|------------|----------|----------|-----------|----------|----------|----------|----------|----------|------------|------------|
| 2015 | Pittsburgh | 1/0 | 0 | 0 | 0 | 0 | 0.0 | 0 | 0 | -- | 0 | 0 | 0 | 0 | 0 | 0 | 0% |
| 2016 | Pittsburgh | 2/0 | 0 | 0 | 0 | 0 | 0.0 | 0 | 0 | -- | 0 | 0 | 0 | 0 | 0 | 0 | 0% |
| 2017 | Pittsburgh | 1/0 | 1 | 1 | 0 | 0 | 0.0 | 0 | 0 | -- | 0 | 1 | 0 | 0 | 0 | 13 | 21% |
| Totals | | 4/0 | 1 | 1 | 0 | 0 | 0.0 | 0 | 0 | -- | 0 | 1 | 0 | 0 | 0 | --- | --- |

ADDITIONAL STATISTICS

Special Teams Tackles: 17 - 2018 (4), 2017 (7), 2016 (1), 2012 (5)

CAREER HIGHS

| | | |
|---------|-----|----------------------------|
| Tackles | 12 | 12/2/18 vs. LAC |
| Sacks | 1.0 | 3x, last: 10/7/18 vs. Atl. |
| INTs | 1 | 9/9/12 vs. Phi. |
| PDs | 2 | 9/9/12 vs. Phi. |
| FFs | -- | --- |
| FRs | 1 | 10/7/18 vs. Atl. |

COLLEGE HIGHLIGHTS (Continued)

- Named FCS and Missouri Valley Conference Defensive Player of the Year and earned first-team All-MVC honors after leading the FCS with 184 tackles as a senior in 2011. Earned second-team All-MVC honors as a junior in 2010

TRANSACTIONS

- 2012** Signed by CLE as undrafted free agent
- 9/1/13** Waived by CLE
- 1/1/14** Signed by DEN
- 8/30/14** Waived by DEN
- 10/21/14** Signed by SEA to practice squad
- 10/29/14** Activated by SEA from practice squad to 53-man roster
- 11/4/14** Waived by SEA
- 11/6/14** Signed by SEA to practice squad
- 11/11/14** Released by SEA from practice squad
- 11/26/14** Signed by CIN to practice squad
- 1/5/15** Signed by CIN
- 4/29/15** Waived by CIN
- 8/4/15** Signed by NE
- 8/18/15** Waived by NE
- 8/19/15** Acquired by PIT off waivers
- 9/5/15** Waived by PIT
- 9/6/15** Signed by PIT to practice squad
- 12/28/15** Activated by PIT from practice squad to 53-man roster
- 11/12/16** Waived by PIT
- 11/15/16** Signed by PIT
- 9/12/17** Waived by PIT
- 9/13/17** Signed by PIT to practice squad
- 9/23/17** Activated by PIT from practice squad to 53-man roster
- 3/14/19** Signed by PHI to 3-year contract





2018 GAME-BY-GAME STATISTICS (PIT)

| Date | Opp | GP/S | Tot | Solo | Sk | Int | PD | FF | FR | Snaps | Pct | | |
|---------------|--------|------|-------------|------------------|-----------|------------|----------|----------|----------|----------|------------|------------|--|
| Sep 9 | at Cle | T | 1/0 | 0 | 0 | 0.0 | 0 | 0 | 0 | 0 | 0% | | |
| Sep 16 | KC | L | 1/0 | 0 | 0 | 0.0 | 0 | 0 | 0 | 0 | 0% | | |
| Sep 24 | at TB | W | 1/0 | 0 | 0 | 0.0 | 0 | 0 | 0 | 0 | 0% | | |
| Sep 30 | Bal | L | 1/0 | 3 | 3 | 0.0 | 0 | 0 | 0 | 11 | 15% | | |
| Oct 7 | Atl | W | 1/0 | 6 | 6 | 1.0 | 0 | 0 | 0 | 1 | 27 | 38% | |
| Oct 14 | at Cin | W | 0/0 | INACTIVE (ANKLE) | | | | | | | | | |
| Oct 28 | Cle | W | 1/0 | 2 | 2 | 0.0 | 0 | 0 | 0 | 0 | 21 | 33% | |
| Nov 4 | at Bal | W | 1/0 | 0 | 0 | 0.0 | 0 | 0 | 0 | 0 | 27 | 44% | |
| Nov 8 | Car | W | 1/0 | 2 | 2 | 0.0 | 0 | 0 | 0 | 0 | 9 | 16% | |
| Nov 18 | at Jax | W | 1/0 | 1 | 1 | 0.0 | 0 | 0 | 0 | 0 | 14 | 20% | |
| Nov 25 | at Den | L | 1/0 | 4 | 3 | 0.0 | 0 | 0 | 0 | 0 | 17 | 30% | |
| Dec 2 | LAC | L | 1/0 | 12 | 9 | 0.0 | 0 | 0 | 0 | 0 | 52 | 83% | |
| Dec 9 | at Oak | L | 1/1 | 4 | 3 | 0.0 | 0 | 0 | 0 | 0 | 52 | 78% | |
| Dec 16 | NE | W | 1/0 | 0 | 0 | 0.0 | 0 | 0 | 0 | 0 | 3 | 5% | |
| Dec 23 | at NO | L | 1/0 | 1 | 1 | 0.0 | 0 | 0 | 0 | 0 | 23 | 35% | |
| Dec 30 | Cin | W | 1/1 | 8 | 4 | 0.0 | 0 | 0 | 0 | 0 | 49 | 100% | |
| Totals | | | 15/2 | 43 | 34 | 1.0 | 0 | 0 | 0 | 1 | 305 | 29% | |

2017 GAME-BY-GAME STATISTICS (PIT)

| Date | Opp | GP/S | Tot | Solo | Sk | Int | PD | FF | FR | Snaps | Pct | | |
|---------------|--------|------|-------------|-------------------------|----------|------------|----------|----------|----------|----------|-----------|-----------|--|
| Sep 10 | at Cle | W | 1/0 | 0 | 0 | 0.0 | 0 | 0 | 0 | 0 | 1 | 2% | |
| Sep 17 | Min | W | --- | STEELERS PRACTICE SQUAD | | | | | | | | | |
| Sep 24 | at Chi | L | 1/0 | 0 | 0 | 0.0 | 0 | 0 | 0 | 0 | 1 | 2% | |
| Oct 1 | at Bal | W | 1/0 | 0 | 0 | 0.0 | 0 | 0 | 0 | 0 | 0 | 0% | |
| Oct 8 | Jax | L | 1/0 | 0 | 0 | 0.0 | 0 | 0 | 0 | 0 | 1 | 2% | |
| Oct 15 | at KC | W | 1/0 | 0 | 0 | 0.0 | 0 | 0 | 0 | 0 | 0 | 0% | |
| Oct 22 | Cin | W | 1/0 | 0 | 0 | 0.0 | 0 | 0 | 0 | 0 | 1 | 2% | |
| Oct 29 | at Det | W | 1/0 | 0 | 0 | 0.0 | 0 | 0 | 0 | 0 | 1 | 1% | |
| Nov 12 | at Ind | W | 1/0 | 0 | 0 | 0.0 | 0 | 0 | 0 | 0 | 0 | 0% | |
| Nov 16 | Ten | W | 1/0 | 0 | 0 | 0.0 | 0 | 0 | 0 | 0 | 0 | 0% | |
| Nov 26 | GB | W | 1/0 | 0 | 0 | 0.0 | 0 | 0 | 0 | 0 | 0 | 0% | |
| Dec 4 | at Cin | W | 1/0 | 1 | 1 | 0.0 | 0 | 1 | 0 | 0 | 17 | 27% | |
| Dec 10 | Bal | W | 1/0 | 0 | 0 | 0.0 | 0 | 1 | 0 | 0 | 8 | 13% | |
| Dec 17 | NE | L | 1/0 | 0 | 0 | 0.0 | 0 | 0 | 0 | 0 | 15 | 25% | |
| Dec 25 | at Hou | W | 1/0 | 0 | 0 | 0.0 | 0 | 1 | 0 | 0 | 12 | 22% | |
| Dec 31 | Cle | W | 1/0 | 1 | 1 | 1.0 | 0 | 1 | 0 | 0 | 20 | 31% | |
| Totals | | | 15/0 | 2 | 2 | 1.0 | 0 | 4 | 0 | 0 | 77 | 8% | |

PLAYOFFS

| | | | | | | | | | | | | |
|---------------|-----|---|------------|----------|----------|------------|----------|----------|----------|----------|-----------|------------|
| Jan 14 | Jax | L | 1/0 | 1 | 1 | 0.0 | 0 | 1 | 0 | 0 | 13 | 21% |
| Totals | | | 1/0 | 1 | 1 | 0.0 | 0 | 1 | 0 | 0 | 13 | 21% |

2016 GAME-BY-GAME STATISTICS (PIT)

| Date | Opp | GP/S | Tot | Solo | Sk | Int | PD | FF | FR | Snaps | Pct | | |
|-------------------|--------|------|-------------|----------|----------|------------|----------|----------|----------|----------|-----------|-----------|--|
| Sep 12 | at Was | W | 1/0 | 1 | 1 | 0.0 | 0 | 0 | 0 | 0 | 4 | 7% | |
| Sep 18 | Cin | W | 1/0 | 0 | 0 | 0.0 | 0 | 0 | 0 | 0 | 1 | 1% | |
| Sep 25 | at Phi | L | 1/0 | 1 | 1 | 0.0 | 0 | 0 | 0 | 0 | 33 | 51% | |
| Oct 2 | KC | W | 1/0 | 0 | 0 | 0.0 | 0 | 0 | 0 | 0 | 3 | 4% | |
| Oct 9 | NYJ | W | 1/0 | 0 | 0 | 0.0 | 0 | 0 | 0 | 0 | 0 | 0% | |
| Oct 16 | at Mia | L | 1/0 | 0 | 0 | 0.0 | 0 | 0 | 0 | 0 | 1 | 1% | |
| Oct 23 | NE | L | 1/0 | 0 | 0 | 0.0 | 0 | 0 | 0 | 0 | 0 | 0% | |
| Nov 6 | at Bal | L | 0/0 | INACTIVE | | | | | | | | | |
| NOT ON NFL ROSTER | | | | | | | | | | | | | |
| Nov 20 | at Cle | W | 1/0 | 0 | 0 | 0.0 | 0 | 0 | 0 | 0 | 0 | 0% | |
| Nov 24 | at Ind | W | 1/0 | 0 | 0 | 0.0 | 0 | 0 | 0 | 0 | 0 | 0% | |
| Dec 4 | NYG | W | 1/0 | 0 | 0 | 0.0 | 0 | 0 | 0 | 0 | 0 | 0% | |
| Dec 11 | at Buf | W | 1/0 | 0 | 0 | 0.0 | 0 | 0 | 0 | 0 | 0 | 0% | |
| Dec 18 | at Cin | W | 1/0 | 0 | 0 | 0.0 | 0 | 0 | 0 | 0 | 0 | 0% | |
| Dec 25 | Bal | W | 1/0 | 0 | 0 | 0.0 | 0 | 0 | 0 | 0 | 0 | 0% | |
| Jan 1 | Cle | W | 1/0 | 0 | 0 | 0.0 | 0 | 0 | 0 | 0 | 0 | 0% | |
| Totals | | | 14/0 | 2 | 2 | 0.0 | 0 | 0 | 0 | 0 | 42 | 4% | |
| PLAYOFFS | | | | | | | | | | | | | |
| Jan 8 | Mia | W | 1/0 | 0 | 0 | 0.0 | 0 | 0 | 0 | 0 | 0 | 0% | |
| Jan 15 | at KC | W | 1/0 | 0 | 0 | 0.0 | 0 | 0 | 0 | 0 | 0 | 0% | |
| Jan 22 | at NE | L | 0/0 | INACTIVE | | | | | | | | | |
| Totals | | | 2/0 | 0 | 0 | 0.0 | 0 | 0 | 0 | 0 | 0 | 0% | |

2015 GAME-BY-GAME STATISTICS (PIT)

| Date | Opp | GP/S | Tot | Solo | Sk | Int | PD | FF | FR | Snaps | Pct | | |
|-----------------|--------|------|------------|-------------------------|----------|------------|----------|----------|----------|----------|----------|-----------|--|
| Sep 10 | at NE | L | --- | STEELERS PRACTICE SQUAD | | | | | | | | | |
| Sep 20 | SF | W | --- | STEELERS PRACTICE SQUAD | | | | | | | | | |
| Sep 27 | at StL | W | --- | STEELERS PRACTICE SQUAD | | | | | | | | | |
| Oct 1 | Bal | L | --- | STEELERS PRACTICE SQUAD | | | | | | | | | |
| Oct 12 | at SD | W | --- | STEELERS PRACTICE SQUAD | | | | | | | | | |
| Oct 18 | Ari | W | --- | STEELERS PRACTICE SQUAD | | | | | | | | | |
| Oct 25 | at KC | L | --- | STEELERS PRACTICE SQUAD | | | | | | | | | |
| Nov 1 | Cin | L | --- | STEELERS PRACTICE SQUAD | | | | | | | | | |
| Nov 8 | Oak | W | --- | STEELERS PRACTICE SQUAD | | | | | | | | | |
| Nov 15 | Cle | W | --- | STEELERS PRACTICE SQUAD | | | | | | | | | |
| Nov 29 | at Sea | L | --- | STEELERS PRACTICE SQUAD | | | | | | | | | |
| Dec 6 | Ind | W | --- | STEELERS PRACTICE SQUAD | | | | | | | | | |
| Dec 13 | at Cin | W | --- | STEELERS PRACTICE SQUAD | | | | | | | | | |
| Dec 20 | Den | W | --- | STEELERS PRACTICE SQUAD | | | | | | | | | |
| Dec 27 | at Bal | L | --- | STEELERS PRACTICE SQUAD | | | | | | | | | |
| Jan 3 | at Cle | W | 0/0 | INACTIVE | | | | | | | | | |
| Totals | | | 0/0 | 0 | 0 | 0.0 | 0 | 0 | 0 | 0 | 0 | 0% | |
| PLAYOFFS | | | | | | | | | | | | | |
| Jan 9 | at Cin | W | 0/0 | INACTIVE | | | | | | | | | |
| Jan 17 | at Den | L | 1/0 | 0 | 0 | 0.0 | 0 | 0 | 0 | 0 | 0 | 0% | |
| Totals | | | 1/0 | 0 | 0 | 0.0 | 0 | 0 | 0 | 0 | 0 | 0% | |



6-2 | 230  **3rd Year**
DOB: Feb. 23, 1995 (Age 24)

**Sioux Falls,
South Dakota**



**Washington
High School**



Nebraska

**D5b-17 (184th overall)
by Philadelphia**

MOST INTERCEPTIONS

NCAA SAFETIES (2014-16)

| | |
|----|-----------------------------|
| 14 | Gerod Holliman (Louisville) |
| 14 | Xavier Woods (La. Tech) |
| 13 | Nathan Gerry (Nebraska) |
| 13 | Dylan Haines (Texas) |

THREE-STEP DROP

First job: Host at Famous Dave's

**Best player he ever lined up against:
Vikings RB Ameer Abdullah**

**Player he models his game after:
Vikings S Harrison Smith**

Moment left star struck:

"My first preseason game. I was on the sidelines and Green Bay made a play on our sideline and I was like, 'Oh wow, that's Clay Matthews.' That was probably the first time I was really star struck."

Favorite Quote: "A winner never quits and a quitter never wins."



2017

Nathan Gerry (pronounced GARY) was selected by the Eagles in the 5th round (184th overall) of the 2017 NFL Draft. Formerly a safety at Nebraska, Gerry made the transition to linebacker as a rookie and has seen the majority of his action on Philadelphia's special teams units. In 2018, Gerry recorded 18 tackles (13 solo), 1 INT, 1 PD and 4 special teams tackles in a career-high 13 games (2 starts).

SPECIAL TEAMS SNAPS

EAGLES PLAYERS IN 2018

| | |
|-------------------|-----------|
| LaRoy Reynolds | 359 (83%) |
| Kamu Grugier-Hill | 344 (79%) |
| Nathan Gerry | 257 (59%) |
| D.J. Alexander | 237 (55%) |
| Wendell Smallwood | 214 (49%) |

SEASON HIGHLIGHTS

2018 - PHILADELPHIA EAGLES (13/2, 2/0)


- Recorded his 1st career INT when he picked off Redskins QB **Mark Sanchez** in the 28-13 win vs. Was. (12/3/18)
- Started and recorded career highs in tackles (4) and defensive snaps played (33) in the 25-22 win vs. NYG (11/25/18)

2017 - PHILADELPHIA EAGLES (10/1, 3/0)

- Finished tied for 6th on the team with 181 special teams snaps and registered 6 special teams tackles
- Saw the first defensive action of his NFL career vs. Dal. (12/31/17) and recorded 1 solo tackle and 1 PD

COLLEGE HIGHLIGHTS

- Named a Bednarik Award semi-finalist, earned All-America and first-team All-Big Ten honors as a senior in 2016
- Played in 11 games (all starts) and finished 2nd on the team with 74 tackles. Added 4 INTs for the third-consecutive season





CAREER STATISTICS

| Year | Team | GP/S | TACKLES | | | | | PASS DEFENSE | | | | | | FUMBLES | | | DEF SNAPS | |
|---------------|--------------|-------------|-----------|-----------|----------|----------|------------|--------------|----------|----------|----------|----------|----------|----------|----------|------------|------------|-----|
| | | | Total | Solo | Asst | TFL | Sacks | Int | Yds | Lg | TD | PD | OPH | FF | FR | Yds | No | Pct |
| 2017 | Philadelphia | 10/1 | 1 | 1 | 0 | 0 | 0.0 | 0 | 0 | -- | 0 | 1 | 0 | 0 | 0 | 0 | 20 | 2% |
| 2018 | Philadelphia | 13/2 | 18 | 13 | 5 | 0 | 0.0 | 1 | 8 | 8 | 0 | 1 | 0 | 0 | 0 | 134 | 13% | |
| Totals | | 23/3 | 19 | 14 | 5 | 0 | 0.0 | 1 | 8 | 8 | 0 | 2 | 0 | 0 | 0 | --- | --- | |

PLAYOFFS


| | | | | | | | | | | | | | | | | | |
|---------------|--------------|------------|----------|----------|----------|----------|------------|----------|----------|-----------|----------|----------|----------|----------|----------|------------|------------|
| 2017 | Philadelphia | 3/0 | 0 | 0 | 0 | 0 | 0.0 | 0 | 0 | -- | 0 | 0 | 0 | 0 | 0 | 1 | 1% |
| 2018 | Philadelphia | 2/0 | 0 | 0 | 0 | 0 | 0.0 | 0 | 0 | -- | 0 | 0 | 0 | 0 | 0 | 5 | 4% |
| Totals | | 5/0 | 0 | 0 | 0 | 0 | 0.0 | 0 | 0 | -- | 0 | 0 | 0 | 0 | 0 | --- | --- |

ADDITIONAL STATISTICS

Special Teams Tackles: 10 - 2018 (4), 2017 (6) **Postseason Special Teams Tackles:** 1 - 2018 (1)

CAREER HIGHS

| | | |
|----------------|----|---------------------------|
| Tackles | 5 | 2x, last: 12/16/18 at LAR |
| Sacks | -- | --- |
| INTs | 1 | 12/3/18 vs. Was. |
| PDs | 1 | 2x, last: 9/6/18 vs. Atl. |
| FFs | -- | --- |
| FRs | -- | --- |



COLLEGE HIGHLIGHTS (Continued)

- Voted third-team All-Big Ten by the media as a junior in 2015 after leading the Huskers with 79 tackles and 4 INTs
- Earned Honorable Mention All-Big Ten accolades as a sophomore in 2014. Started every game and led Nebraska with a career-high 5 INTs, all in conference games. Totaled a career-high 15 tackles and an INT at Iowa (11/28/14) to earn Big Ten Defensive Player of the Week honors

TRANSACTIONS

- 2017** Drafted by PHI in 5th round (184th overall)
Signed 4-year contract
- 9/2/17** Waived by PHI
- 9/4/17** Signed by PHI to practice squad
- 10/19/17** Signed by PHI from practice squad to active roster

BIRDSEED

Gerry is the son of Kelli and Brian Gerry. During college, Gerry majored in sociology and volunteered his time with team hospital visits, Big Brothers/Big Sisters and Uplifting Athletes.

Gerry helped lead Washington (SD) High School's football team to a 48-3 record and three state championships. He was a two-way starter, playing running back and wide receiver. Gerry also handled kicking and punting duties as a senior.

Gerry was also a track standout in high school, winning his second straight 200-meter state title as a senior as well as the 100-meter event. Gerry set the state record in the 200 meters with a time of 21.52.

@NathanGerry @nathangerry



2018 GAME-BY-GAME STATISTICS (PHI)

| Date | Opp | GP/S | Tot | Solo | Sk | Int | PD | FF | FR | Snaps | Pct | | |
|---------------|--------|------|-------------|------------------------|-----------|------------|----------|----------|----------|----------|------------|------------|--|
| Sep 6 | Atl | W | 1/1 | 1 | 1 | 0.0 | 0 | 1 | 0 | 0 | 26 | 37% | |
| Sep 16 | at TB | L | 1/0 | 0 | 0 | 0.0 | 0 | 0 | 0 | 0 | 4 | 7% | |
| Sep 23 | Ind | W | 1/0 | 0 | 0 | 0.0 | 0 | 0 | 0 | 0 | 0 | 0% | |
| Sep 30 | at Ten | L | 1/0 | 0 | 0 | 0.0 | 0 | 0 | 0 | 0 | 1 | 1% | |
| Oct 7 | Min | L | 1/0 | 0 | 0 | 0.0 | 0 | 0 | 0 | 0 | 0 | 0% | |
| Oct 11 | at NYG | W | 0/0 | INACTIVE (ANKLE, KNEE) | | | | | | | | | |
| Oct 21 | Car | L | 0/0 | INACTIVE (ANKLE, KNEE) | | | | | | | | | |
| Oct 28 | at Jax | W | 0/0 | INACTIVE (ANKLE, KNEE) | | | | | | | | | |
| Nov 11 | Dal | L | 1/0 | 0 | 0 | 0.0 | 0 | 0 | 0 | 0 | 2 | 3% | |
| Nov 18 | at NO | L | 1/0 | 1 | 0 | 0.0 | 0 | 0 | 0 | 0 | 8 | 11% | |
| Nov 25 | NYG | W | 1/1 | 4 | 2 | 0.0 | 0 | 0 | 0 | 0 | 33 | 53% | |
| Dec 3 | Was | W | 1/0 | 2 | 2 | 0.0 | 1 | 0 | 0 | 0 | 11 | 24% | |
| Dec 9 | at Dal | L | 1/0 | 5 | 4 | 0.0 | 0 | 0 | 0 | 0 | 29 | 29% | |
| Dec 16 | at LAR | W | 1/0 | 5 | 4 | 0.0 | 0 | 0 | 0 | 0 | 20 | 26% | |
| Dec 23 | Hou | W | 1/0 | 0 | 0 | 0.0 | 0 | 0 | 0 | 0 | 0 | 0% | |
| Dec 30 | at Was | W | 1/0 | 0 | 0 | 0.0 | 0 | 0 | 0 | 0 | 0 | 0% | |
| Totals | | | 13/2 | 18 | 13 | 0.0 | 1 | 1 | 0 | 0 | 134 | 13% | |
| PLAYOFFS | | | | | | | | | | | | | |
| Jan 6 | at Chi | W | 1/0 | 0 | 0 | 0.0 | 0 | 0 | 0 | 0 | 0 | 0% | |
| Jan 13 | at NO | L | 1/0 | 0 | 0 | 0.0 | 0 | 0 | 0 | 0 | 5 | 6% | |
| Totals | | | 2/0 | 0 | 0 | 0.0 | 0 | 0 | 0 | 0 | 5 | 4% | |

2017 GAME-BY-GAME STATISTICS (PHI)

| Date | Opp | GP/S | Tot | Solo | Sk | Int | PD | FF | FR | Snaps | Pct | | |
|---------------|--------|------|-------------|-----------------------|----------|------------|----------|----------|----------|----------|-----------|-----------|--|
| Sep 10 | at Was | W | --- | EAGLES PRACTICE SQUAD | | | | | | | | | |
| Sep 17 | at KC | L | --- | EAGLES PRACTICE SQUAD | | | | | | | | | |
| Sep 24 | NYG | W | --- | EAGLES PRACTICE SQUAD | | | | | | | | | |
| Oct 1 | at LAC | W | --- | EAGLES PRACTICE SQUAD | | | | | | | | | |
| Oct 8 | Ari | W | --- | EAGLES PRACTICE SQUAD | | | | | | | | | |
| Oct 12 | at Car | W | --- | EAGLES PRACTICE SQUAD | | | | | | | | | |
| Oct 23 | Was | W | 1/0 | 0 | 0 | 0.0 | 0 | 0 | 0 | 0 | 0 | 0% | |
| Oct 29 | SF | W | 1/0 | 0 | 0 | 0.0 | 0 | 0 | 0 | 0 | 0 | 0% | |
| Nov 5 | Den | W | 1/0 | 0 | 0 | 0.0 | 0 | 0 | 0 | 0 | 0 | 0% | |
| Nov 19 | at Dal | W | 1/0 | 0 | 0 | 0.0 | 0 | 0 | 0 | 0 | 0 | 0% | |
| Nov 26 | Chi | W | 1/0 | 0 | 0 | 0.0 | 0 | 0 | 0 | 0 | 0 | 0% | |
| Dec 3 | at Sea | L | 1/0 | 0 | 0 | 0.0 | 0 | 0 | 0 | 0 | 0 | 0% | |
| Dec 10 | at LAR | W | 1/0 | 0 | 0 | 0.0 | 0 | 0 | 0 | 0 | 0 | 0% | |
| Dec 17 | at NYG | W | 1/0 | 0 | 0 | 0.0 | 0 | 0 | 0 | 0 | 0 | 0% | |
| Dec 25 | Oak | W | 1/0 | 0 | 0 | 0.0 | 0 | 0 | 0 | 0 | 0 | 0% | |
| Dec 31 | Dal | L | 1/1 | 1 | 1 | 0.0 | 0 | 1 | 0 | 0 | 20 | 29% | |
| Totals | | | 10/1 | 1 | 1 | 0.0 | 0 | 1 | 0 | 0 | 20 | 2% | |
| PLAYOFFS | | | | | | | | | | | | | |
| Jan 13 | Atl | W | 1/0 | 0 | 0 | 0.0 | 0 | 0 | 0 | 0 | 0 | 0% | |
| Jan 21 | Min | W | 1/0 | 0 | 0 | 0.0 | 0 | 0 | 0 | 0 | 1 | 1% | |
| Feb 4 | at NE | W | 1/0 | 0 | 0 | 0.0 | 0 | 0 | 0 | 0 | 0 | 0% | |
| Totals | | | 3/0 | 0 | 0 | 0.0 | 0 | 0 | 0 | 0 | 1 | 1% | |



6-5 | 256  **2nd Year**

DOB: Jan. 3, 1995 (Age 24)

☆
**Britton,
South Dakota**

**Britton-Hecla
High School**



South Dakota State
D2-18 (49th overall)
by Philadelphia

NCAA FCS PLAYERS (2016-17)

MOST RECEPTIONS

| | |
|-----|-------------------------|
| 201 | Troy Pelletier (Lehigh) |
| 181 | Keelan Doss (UC Davis) |
| 170 | Justin Watson (Penn) |
| 164 | Dallas Goedert* (SDSU) |

MOST RECEIVING YARDS

| | |
|-------|-------------------------|
| 2,652 | Nathan Stewart (SHSU) |
| 2,570 | Troy Pelletier (Lehigh) |
| 2,410 | Keelan Doss (UC Davis) |
| 2,404 | Dallas Goedert* (SDSU) |

**Led all NCAA FBS tight ends*

THREE-STEP DROP

First job: Owned a lawn care company

Surprisingly good at: Unicycling

**Players he models his game after:
Zach Ertz and Travis Kelce**

**Favorite athletes growing up:
Brett Favre and Aaron Rodgers**

Favorite TV show: *The Office*

Favorite music: Country, Sam Hunt



Originally selected by the Eagles in the 2nd round (49th overall) of the 2018 NFL Draft, **Dallas Goedert** (pronounced GOD-ert) tied for the most receiving TDs (4) by an NFL rookie TE last season. Goedert was a two-time FCS All-American (2016-17) at South Dakota State, where he amassed 1,000+ receiving yards as a junior and senior and totaled a school-record 92 receptions in 2016.

2018 ROOKIE TIGHT ENDS

MOST RECEIVING TDs

| | |
|---------------------------|---|
| Dallas Goedert (Phi.) | 4 |
| Christopher Herndon (NYJ) | 4 |
| Jordan Thomas (Hou.) | 4 |

MOST RECEIVING YARDS

| | |
|---------------------------|-----|
| Mark Andrews (Bal.) | 552 |
| Christopher Herndon (NYJ) | 502 |
| Dallas Goedert (Phi.) | 334 |

MOST RECEPTIONS

| | |
|---------------------------|----|
| Christopher Herndon (NYJ) | 39 |
| Ian Thomas (Car.) | 36 |
| Mark Andrews (Bal.) | 34 |
| Dallas Goedert (Phi.) | 33 |

SEASON HIGHLIGHTS

2018 - PHILADELPHIA EAGLES (16/8, 2/0)

- Hauled in a 10-yard TD reception from QB **Nick Foles** in the third quarter of the team's Wild Card Playoff win at Chi. (1/6/19). Became the first NFL rookie TE to catch a go-ahead TD in a playoff game since **Richard Rodgers** with Green Bay on 1/11/15 vs. Dallas (13-yard TD from **Aaron Rodgers** that gave the Packers a 26-21 advantage in the fourth quarter)
- His 4 receiving TDs tied for the most by a rookie TE in 2018 and tied for 6th among all rookies. They also tied for the 3rd-most by a rookie TE in Eagles history
- Corralled a fourth-quarter TD to tie the game at 16-16 at Dal. (12/9/18)



CAREER STATISTICS

| Year | Team | GP/S | RECEIVING | | | | | OFF SNAPS | |
|---------------|--------------|-------------|-----------|------------|-------------|------------|----------|------------|------------|
| | | | Rec | Yds | Avg | Lg | TD | No | Pct |
| 2018 | Philadelphia | 16/8 | 33 | 334 | 10.1 | 32t | 4 | 525 | 48% |
| Totals | | 16/8 | 33 | 334 | 10.1 | 32t | 4 | --- | --- |

PLAYOFFS

| | | | | | | | | | |
|---------------|--------------|------------|----------|-----------|-------------|------------|----------|-----------|------------|
| 2018 | Philadelphia | 2/0 | 2 | 20 | 10.0 | 10t | 1 | 50 | 42% |
| Totals | | 2/0 | 2 | 20 | 10.0 | 10t | 1 | 50 | 42% |

ADDITIONAL STATISTICS

Special Teams Tackles: 3 - 2018 (3)

Postseason Special Teams Tackles: 1 - 2018 (1)

CAREER HIGHS

| | | |
|------------------------|-----|-------------------------------|
| Receptions | 7 | 9/23/18 vs. Ind. |
| Receiving Yards | 73 | 9/23/18 vs. Ind. |
| Receiving Long | 32t | 10/28/18 at Jax. |
| Receiving TDs | 1 | 5x, last: 1/6/19 at Chi. (WC) |



SEASON HIGHLIGHTS (Continued)

- Scored a TD for the second-consecutive week when he registered a 32-yard catch-and-run score just before halftime to give the Eagles a 10-6 lead at Jax. (10/28/18)
- Hauled in the second TD of his career vs. Car. (10/21/18), while totaling 4 catches for 43 yards
- Led the team in receptions (7) and receiving yards (73) vs. Ind. (9/23/18). Hauled in his first NFL TD on a 13-yard catch from QB **Carson Wentz** on the opening drive. Became the first Eagles rookie TE with 70+ receiving yards and 1+ TD in a single game since **Keith Jackson** on 12/18/88 at Dal. (92 yards, 1 TD). TE **Zach Ertz** finished the game with 5 catches for 73 yards and the two became the first Eagles TE duo to register 70+ receiving yards in the same game since **Ray Poage** (5 receptions, 142 yards) and **Pete Retzlaff** (6 receptions, 118 yards) on 12/5/65 vs. Dallas

COLLEGE HIGHLIGHTS

- A two-time FCS All-America First Team selection (2016-17) and two-time FCS Walter Payton Award finalist (2016-17) at South Dakota State, where he finished with the 3rd-most receptions (198), 4th-most receiving yards (2,988) and 5th-most receiving TDs (21) in school history

EXPERT UNICYCLIST

Goedert is not just an athlete in the traditional sense - he is also a skilled unicyclist. "I was looking through the JCPenney catalog one day - the Christmas catalog, the thick one. I saw a unicycle and I told my mom that I wanted one. She said, 'Well, your grandpa has a bunch of unicycles. We used to ride them all the time.' So I said, 'Can we go get one?' Let's do it.' So I learned how. I have three other cousins that know how, too. And we ride in parades or centennials, 125th, Fourth of July parades in small towns around Britain. It was one of the biggest attractions in the parade, people love seeing it." Perhaps the greatest feat of Goedert's unicycling career is learning how to ride a six-foot unicycle, which he says requires starting off the back of a truck.

DALLAS IN PHILLY

Goedert's first name, Dallas, comes from his dad, who was a Dallas Cowboys fan, though his stepdad raised him to root for the Green Bay Packers. That being said, Goedert assures that everyone in his family now loves the Eagles. Additionally, shortly after he was selected by Philadelphia in the 2nd round of the 2018 NFL Draft, Goedert took notice of a handful of GoFundMe pages lobbying for him to change his name to 'Philly.'

"We're going to have a little bit of trouble with that, but hopefully I can make enough plays that they'll get over [my name being Dallas]."

BASKETBALL STAR

Goedert was a very talented basketball player and considers the sport his first 'true love.' However, his mom helped him focus on football with some friendly advice. "She said I'm going to have a better chance playing college football than basketball because 22 people start in football and only five start in basketball. I think she was just telling me that being 6'5" is being too short to be a three, four or five guy in the NBA."

Goedert definitely notices the impact that basketball has had on his football career. "Beating man coverage is a lot like driving to the hole, doing a crossover to get by somebody. And then any time you're in the red zone you're using your body like you're boxing out, or go up and catch a fade ball like you are high-pointing a rebound. A lot of things translate."

BIRDSEED

Goedert was a two-time honorable mention all-state selection and three-time all-conference pick in both football and basketball at Britton-Hecla High School.



@goedert33



@goedert33



2018 GAME-BY-GAME STATISTICS (PHI)

| Date | Opp | GP/S | RECEIVING | | | | | SNAPS | | |
|---------------|--------|------|-------------|-----------|------------|-------------|------------|----------|------------|------------|
| | | | Rec | Yds | Avg | Lg | TD | No | Pct | |
| Sep 6 | Atl | W | 1/0 | 1 | 4 | 4.0 | 4 | 0 | 17 | 24% |
| Sep 16 | at TB | L | 1/0 | 0 | 0 | --- | -- | 0 | 17 | 22% |
| Sep 23 | Ind | W | 1/1 | 7 | 73 | 10.4 | 19 | 1 | 55 | 67% |
| Sep 30 | at Ten | L | 1/1 | 2 | 13 | 6.5 | 10 | 0 | 31 | 40% |
| Oct 7 | Min | L | 1/0 | 2 | 16 | 8.0 | 11 | 0 | 35 | 59% |
| Oct 11 | at NYG | W | 1/1 | 1 | 7 | 7.0 | 7 | 0 | 32 | 45% |
| Oct 21 | Car | L | 1/1 | 4 | 43 | 10.8 | 21 | 1 | 37 | 55% |
| Oct 28 | at Jax | W | 1/0 | 1 | 32 | 32.0 | 32t | 1 | 30 | 48% |
| Nov 11 | Dal | L | 1/0 | 0 | 0 | --- | -- | 0 | 18 | 29% |
| Nov 18 | at NO | L | 1/1 | 0 | 0 | --- | -- | 0 | 16 | 31% |
| Nov 25 | NYG | W | 1/0 | 3 | 33 | 11.0 | 16 | 0 | 36 | 55% |
| Dec 3 | Was | W | 1/1 | 0 | 0 | --- | -- | 0 | 39 | 52% |
| Dec 9 | at Dal | L | 1/1 | 4 | 44 | 11.0 | 26 | 1 | 31 | 60% |
| Dec 16 | at LAR | W | 1/1 | 2 | 12 | 6.0 | 10 | 0 | 39 | 61% |
| Dec 23 | Hou | W | 1/0 | 3 | 30 | 10.0 | 24 | 0 | 48 | 59% |
| Dec 30 | at Was | W | 1/0 | 3 | 27 | 9.0 | 25 | 0 | 44 | 62% |
| Totals | | | 16/8 | 33 | 334 | 10.1 | 32t | 4 | 525 | 48% |
| PLAYOFFS | | | | | | | | | | |
| Jan 6 | at Chi | W | 1/0 | 2 | 20 | 10.0 | 10t | 1 | 30 | 44% |
| Jan 13 | at NO | L | 1/0 | 0 | 0 | --- | -- | 0 | 20 | 39% |
| Totals | | | 2/0 | 2 | 20 | 10.0 | 10t | 1 | 50 | 42% |

COLLEGE HIGHLIGHTS (Continued)

- Over his last two seasons at South Dakota State (2016-17), led all FCS TEs in receptions (164) and receiving yards (2,404) and ranked 2nd among that group in receiving TDs (18)
- As a senior in 2017, earned first-team All-MVFC honors after leading the nationally-ranked Jackrabbits with 72 receptions and 1,111 receiving yards
- Also ranked 2nd on the team with 7 receiving TDs as a senior. Caught TDs in FCS playoff games against Northern Iowa (12/2/17) and at James Madison (12/16/17)
- Earned all-conference honors as a junior in 2016 after setting a South Dakota State single-season record with 92 receptions. His 1,293 receiving yards were the 5th-most in a season by a Jackrabbit and the most by a TE. Caught 8 passes for 204 yards and tied a school record with 4 TDs in the home win over Western Illinois (10/1/16)
- Named first-team All-MVFC following his sophomore year in 2015. Recorded 2 receptions for 43 yards, including a 30-yard TD, in the FCS playoff game at Montana (11/28/15)

TRANSACTIONS

2018

Drafted by PHI in 2nd round (49th overall)

Signed 4-year contract

DE BRANDON GRAHAM 55



6-2 | 265  **10th Year**

DOB: April 3, 1988 (Age 31)

AP
2016



Originally selected by Philadelphia with the 13th-overall pick in the 2010 NFL Draft, **Brandon Graham** is the longest-tenured member of the Eagles defense. Graham, who ranks 7th in team history with 42.5 career sacks, recorded the top defensive play in **Super Bowl LII** when he strip-sacked Patriots QB **Tom Brady** in the fourth quarter.



Detroit, Michigan

Crockett Vocational Technical



Michigan
D1-10 (13th overall)
by Philadelphia



CAREER SACKS

EAGLES ALL-TIME HISTORY

| | |
|-------------------------------|-------|
| Reggie White (1985-92) | 124.0 |
| Trent Cole (2005-14) | 85.5 |
| Clyde Simmons (1986-93) | 76.0 |
| Hugh Douglas (1998-2002, '04) | 54.5 |
| Greg Brown (1982-86) | 50.5 |
| Fletcher Cox (2012-) | 44.5 |
| Brandon Graham (2010-) | 42.5 |

MOST TACKLES FOR LOSS

EAGLES PLAYERS (2016-18)

42 **Brandon Graham**

29 **Fletcher Cox**

26 **Malcolm Jenkins**

19 **Vinny Curry**

15 *Several players tied*

THREE-STEP DROP

Bucket list: Drive a NASCAR car

First jersey: Dave Bing, Detroit Pistons

First job: Working the grill at McDonald's

Favorite Halloween costume: Batman, when he was 10 years old

Favorite movie: *Equalizer*

Favorite book: *New Money: Staying Rich* by Phillip Buchanon

Favorite quote: "Those who stay, will be champions." - Bo Schembechler

CAREER HIGHLIGHTS

- Recorded the top defensive play of **Super Bowl LII** when he strip-sacked Patriots QB **Tom Brady** in the fourth quarter (recovered by **Derek Barnett**). The takeaway set up a 46-yard FG by **Jake Elliott** that gave the Eagles a 41-33 lead with 1:05 remaining
- Named a **Pro Bowl** first alternate in 2017 after leading the Eagles defense with a career-high 9.5 sacks
- Voted second-team **All-Pro** in 2016, when he ranked 1st in the NFL with 78 combined sacks, hurries and QB knockdowns (according to Stats LLC)

NOTES TO KNOW

- Ranks 7th in Eagles history with 42.5 career sacks, behind **Reggie White** (124.0), **Trent Cole** (85.5), **Clyde Simmons** (76.0), **Hugh Douglas** (54.5), **Greg Brown** (50.5) and teammate **Fletcher Cox** (44.5)

In 2016, Graham led the NFL with 78 combined sacks, hurries and QB knockdowns.



CAREER STATISTICS

| Year | Team | GP/S | TACKLES | | | | | PASS DEFENSE | | | | | | FUMBLES | | | DEF SNAPS | |
|---------------|--------------|---------------|------------|------------|-----------|-----------|-------------|--------------|----------|-----------|----------|----------|------------|-----------|----------|----------|------------|------------|
| | | | Total | Solo | Asst | TFL | Sacks | Int | Yds | Lg | TD | PD | QPH | FF | FR | Yds | No | Pct |
| 2010 | Philadelphia | 13/6 | 19 | 12 | 7 | 1 | 3.0 | 0 | 0 | -- | 0 | 0 | 13 | 2 | 0 | 0 | N/A | N/A |
| 2011 | Philadelphia | 3/0 | 4 | 2 | 2 | 1 | 0.0 | 0 | 0 | -- | 0 | 0 | 1 | 0 | 0 | 0 | N/A | N/A |
| 2012 | Philadelphia | 16/6 | 50 | 34 | 16 | 7 | 5.5 | 0 | 0 | -- | 0 | 1 | 27 | 2 | 1 | 0 | 420 | 40% |
| 2013 | Philadelphia | 16/0 | 21 | 14 | 7 | 2 | 3.0 | 0 | 0 | -- | 0 | 0 | 7 | 1 | 0 | 0 | 323 | 27% |
| 2014 | Philadelphia | 16/1 | 43 | 29 | 14 | 13.5 | 5.5 | 0 | 0 | -- | 0 | 0 | 18 | 4 | 0 | 0 | 499 | 43% |
| 2015 | Philadelphia | 16/10 | 63 | 44 | 19 | 12.5 | 6.5 | 0 | 0 | -- | 0 | 1 | 7 | 3 | 0 | 0 | 858 | 71% |
| 2016 | Philadelphia | 16/16 | 64 | 50 | 14 | 14 | 5.5 | 0 | 0 | -- | 0 | 1 | 30 | 2 | 1 | 4 | 764 | 75% |
| 2017 | Philadelphia | 15/15 | 51 | 43 | 8 | 16 | 9.5 | 0 | 0 | -- | 0 | 1 | 27 | 2 | 1 | 0 | 666 | 65% |
| 2018 | Philadelphia | 16/16 | 46 | 37 | 9 | 12 | 4.0 | 0 | 0 | -- | 0 | 2 | 40 | 1 | 1 | 0 | 753 | 72% |
| Totals | | 127/70 | 361 | 265 | 96 | 79 | 42.5 | 0 | 0 | -- | 0 | 6 | 170 | 17 | 4 | 4 | --- | --- |

PLAYOFFS

| | | | | | | | | | | | | | | | | | | |
|---------------|--------------|------------|--|----------|----------|----------|------------|----------|----------|-----------|----------|----------|-----------|----------|----------|----------|------------|------------|
| 2010 | Philadelphia | 0/0 | PLACED ON INJURED RESERVE (KNEE) ON 12/14/10 | | | | | | | | | | | | | | | |
| 2013 | Philadelphia | 1/0 | 2 | 1 | 1 | 0 | 1.0 | 0 | 0 | -- | 0 | 0 | 1 | 0 | 0 | 0 | 22 | 31% |
| 2017 | Philadelphia | 3/3 | 5 | 4 | 1 | 0 | 1.0 | 0 | 0 | -- | 0 | 0 | 13 | 1 | 0 | 0 | 162 | 79% |
| 2018 | Philadelphia | 2/2 | 5 | 4 | 1 | 1 | 1.5 | 0 | 0 | -- | 0 | 0 | 4 | 1 | 0 | 0 | 123 | 87% |
| Totals | | 6/5 | 12 | 9 | 3 | 1 | 3.5 | 0 | 0 | -- | 0 | 0 | 18 | 2 | 0 | 0 | --- | --- |

ADDITIONAL STATISTICS

Fumble Recovery TD: 16-yard TD (forced by **Nigel Bradham**) on 12/10/17 at LAR **Special Teams Tackles:** 15 - 2014 (8), 2013 (7)

CAREER HIGHS

| | | |
|----------------|-----|----------------------------|
| Tackles | 10 | 12/13/12 vs. Cin. |
| Sacks | 2.5 | 12/13/12 vs. Cin. |
| INTs | -- | --- |
| PDs | 1 | 6x, last: 12/30/18 at Was. |
| FFs | 2 | 11/8/15 at Dal. |
| FRs | 1 | 4x, last: 12/9/18 at Dal. |

SEASON HIGHLIGHTS

2018 - PHILADELPHIA EAGLES (16/16, 2/2)

- Notched the second postseason strip-sack of his career when he sacked Saints QB **Drew Brees** and forced a fumble at NO (1/13/19)
- Recorded a half-sack in the Wild Card win at Chi. (1/6/19)
- Logged a strip-sack of QB **Mark Sanchez** vs. Was. (12/3/18)
- Registered 1.5 sacks of Cowboys QB **Dak Prescott** vs. Dal. (11/11/18)

2017 - PHILADELPHIA EAGLES (15/15, 3/3)

- Recorded the top defensive play of **Super Bowl LII** when he strip-sacked Patriots QB **Tom Brady** in the fourth quarter (recovered by **Derek Barnett**). The takeaway set up a 46-yard FG by **Jake Elliott** that gave the Eagles a 41-33 lead with 1:05 remaining
- Named a **Pro Bowl** first alternate after leading the team with a career-high 9.5 sacks, which are the most by an Eagle since **Fletcher Cox** in 2015 (9.5)
- Sealed the victory with a 16-yard fumble recovery TD forced by **Nigel Bradham** in the 43-35 win at LAR (12/10/17)
- Recorded 2.0 sacks at Was. (9/10/17), including a strip-sack of Redskins QB **Kirk Cousins** that led to a 20-yard fumble recovery TD by **Fletcher Cox**

2016 - PHILADELPHIA EAGLES (16/16)

- Named second-team **All-Pro** by the *Associated Press* and voted a first alternate to the Pro Bowl after leading the NFL with 78 combined sacks, hurries and QB knockdowns (according to *Stats LLC*)





2018 GAME-BY-GAME STATISTICS (PHI)

| Date | Opp | GP/S | Tot | Solo | Sk | Int | PD | FF | FR | Snaps | Pct |
|---------------|--------|------|--------------|-----------|-----------|------------|----------|----------|----------|------------|------------|
| Sep 6 | Atl | W | 1/1 | 2 | 2 | 0.0 | 0 | 0 | 0 | 46 | 66% |
| Sep 16 | at TB | L | 1/1 | 8 | 6 | 0.0 | 0 | 0 | 0 | 39 | 67% |
| Sep 23 | Ind | W | 1/1 | 2 | 2 | 0.0 | 0 | 0 | 0 | 34 | 58% |
| Sep 30 | at Ten | L | 1/1 | 4 | 3 | 0.0 | 0 | 0 | 0 | 41 | 58% |
| Oct 7 | Min | L | 1/1 | 5 | 4 | 1.0 | 0 | 1 | 0 | 52 | 84% |
| Oct 11 | at NYG | W | 1/1 | 2 | 2 | 0.0 | 0 | 0 | 0 | 39 | 60% |
| Oct 21 | Car | L | 1/1 | 2 | 1 | 0.5 | 0 | 0 | 0 | 39 | 66% |
| Oct 28 | at Jax | W | 1/1 | 2 | 2 | 0.0 | 0 | 0 | 0 | 51 | 80% |
| Nov 11 | Dal | L | 1/1 | 5 | 3 | 1.5 | 0 | 0 | 0 | 55 | 80% |
| Nov 18 | at NO | L | 1/1 | 1 | 1 | 0.0 | 0 | 0 | 0 | 42 | 60% |
| Nov 25 | NYG | W | 1/1 | 3 | 2 | 0.0 | 0 | 0 | 0 | 49 | 79% |
| Dec 3 | Was | W | 1/1 | 4 | 3 | 1.0 | 0 | 0 | 1 | 37 | 82% |
| Dec 9 | at Dal | L | 1/1 | 3 | 3 | 0.0 | 0 | 0 | 0 | 83 | 84% |
| Dec 16 | at LAR | W | 1/1 | 0 | 0 | 0.0 | 0 | 0 | 0 | 57 | 75% |
| Dec 23 | Hou | W | 1/1 | 1 | 1 | 0.0 | 0 | 0 | 0 | 54 | 83% |
| Dec 30 | at Was | W | 1/1 | 2 | 2 | 0.0 | 0 | 1 | 0 | 35 | 78% |
| Totals | | | 16/16 | 46 | 37 | 4.0 | 0 | 2 | 1 | 753 | 72% |
| PLAYOFFS | | | | | | | | | | | |
| Jan 6 | at Chi | W | 1/1 | 2 | 2 | 0.5 | 0 | 0 | 0 | 58 | 91% |
| Jan 13 | at NO | L | 1/1 | 3 | 2 | 1.0 | 0 | 0 | 1 | 65 | 84% |
| Totals | | | 2/2 | 5 | 4 | 1.5 | 0 | 0 | 1 | 123 | 87% |

BIRDSEED

Graham is the son of Tasha Graham and Derrick Walton and has three younger sisters: Brittany, Mikayla and Brianna. Graham married Carlyne Williams in 2014 and resides in Philadelphia. The couple has two children, a son and daughter, and they also have a cocker spaniel named Midnight.

Graham began playing football as a linebacker, center and running back for the Detroit Giants when he was 7 years old. His greatest love besides football growing up was doing flips in gymnastics. "I started doing it when I was young and I just got better and better. It's really fun. I can do about 10 in a row now."

BIGGEST INFLUENCE

Graham names his mother, Tasha Graham, as being the most influential person in his life. A cancer survivor, Tasha was diagnosed with leukemia at a young age. She spent most of her life working at a Chrysler auto plant to support Brandon and his three sisters.

Recalled Tasha, "The doctors told me I would never be able to have kids, so I cherish them because of that. When I was working at Chrysler, working hard, trying to make ends meet, it was for them and Brandon saw that."

2017 GAME-BY-GAME STATISTICS (PHI)

| Date | Opp | GP/S | Tot | Solo | Sk | Int | PD | FF | FR | Snaps | Pct | |
|---------------|--------|------|--------------|------------------|-----------|------------|----------|----------|----------|----------|------------|------------|
| Sep 10 | at Was | W | 1/1 | 4 | 3 | 2.0 | 0 | 0 | 1 | 43 | 68% | |
| Sep 17 | at KC | L | 1/1 | 5 | 5 | 0.5 | 0 | 0 | 0 | 38 | 72% | |
| Sep 24 | NYG | W | 1/1 | 1 | 1 | 0.0 | 0 | 0 | 0 | 46 | 67% | |
| Oct 1 | at LAC | W | 1/1 | 2 | 1 | 0.0 | 0 | 0 | 0 | 44 | 77% | |
| Oct 8 | Ari | W | 1/1 | 4 | 4 | 1.0 | 0 | 0 | 0 | 43 | 72% | |
| Oct 12 | at Car | W | 1/1 | 3 | 1 | 0.5 | 0 | 0 | 0 | 62 | 76% | |
| Oct 23 | Was | W | 1/1 | 1 | 1 | 0.0 | 0 | 1 | 0 | 44 | 69% | |
| Oct 29 | SF | W | 1/1 | 3 | 2 | 1.0 | 0 | 0 | 0 | 44 | 67% | |
| Nov 5 | Den | W | 1/1 | 5 | 5 | 0.0 | 0 | 0 | 0 | 40 | 62% | |
| Nov 19 | at Dal | W | 1/1 | 4 | 4 | 1.0 | 0 | 0 | 0 | 44 | 70% | |
| Nov 26 | Chi | W | 1/1 | 5 | 5 | 1.0 | 0 | 0 | 1 | 34 | 62% | |
| Dec 3 | at Sea | L | 1/1 | 5 | 4 | 1.5 | 0 | 0 | 0 | 47 | 76% | |
| Dec 10 | at LAR | W | 1/1 | 1 | 1 | 0.0 | 0 | 0 | 0 | 36 | 75% | |
| Dec 17 | at NYG | W | 1/1 | 4 | 3 | 1.0 | 0 | 0 | 0 | 63 | 72% | |
| Dec 25 | Oak | W | 1/1 | 4 | 3 | 0.0 | 0 | 0 | 0 | 38 | 55% | |
| Dec 31 | Dal | L | 0/0 | INACTIVE (ANKLE) | | | | | | | | |
| Totals | | | 15/15 | 51 | 43 | 9.5 | 0 | 1 | 2 | 1 | 666 | 65% |
| PLAYOFFS | | | | | | | | | | | | |
| Jan 13 | Atl | W | 1/1 | 3 | 2 | 0.0 | 0 | 0 | 0 | 57 | 90% | |
| Jan 21 | Min | W | 1/1 | 0 | 0 | 0.0 | 0 | 0 | 0 | 53 | 79% | |
| Feb 4 | at NE | W | 1/1 | 2 | 2 | 1.0 | 0 | 0 | 1 | 52 | 68% | |
| Totals | | | 3/3 | 5 | 4 | 1.0 | 0 | 0 | 1 | 0 | 162 | 79% |

SEASON HIGHLIGHTS (Continued)

- Started all 16 games for the first time in his career and led the Eagles with career highs in TFL (14) and hurries (30)
- Was a disruptive force throughout a 21-10 win vs. Min. (10/23/16), recording 3 tackles (2 solo), 6 hurries and a strip-sack of Vikings QB **Sam Bradford**
- Registered sacks in 3 straight games to open the year, becoming the first Eagle to accomplish that feat since **Jason Babin**, **Trent Cole** and **Cullen Jenkins** in 2011

2015 - PHILADELPHIA EAGLES (16/10)

- Finished the season tied for the team lead with 3 FFs and ranked 3rd with a then-career-high 6.5 sacks
- Posted his sixth-career multi-sack game after taking down Patriots QB **Tom Brady** twice at NE (12/6/15)
- Recorded 2.0 sacks against Cowboys QB **Matt Cassel** at Dal. (11/8/15), jarring the ball loose on both takedowns
- His career-high 2 FFs at Dal. (11/8/15) made him just the fifth Eagle since 1994 to post 2 sacks and 2 FFs in the same game, joining **Fletcher Cox** (10/11/15 vs. NO), **Jevon Kearse** (11/20/05 at NYG), **Bobby Taylor** (9/15/97 at Dal.) and **William Fuller** (10/29/95 vs. StL)

2014 - PHILADELPHIA EAGLES (16/1)

- Ranked 3rd in the NFL with a career-high 4 FFs, trailing only **Ryan Kerrigan** (5) and **Robert Quinn** (5). Also produced the 2nd-most TFL (13.5) on the team



6-2 | 230  **4th Year**
DOB: May 16, 1994 (Age 25)

 **Honolulu, Hawaii**

Kamehameha High School



EASTERN ILLINOIS

Eastern Illinois
D6a-16 (208th overall)
by New England
Acquired: W-NE-16



Kamu Grugier-Hill (pronounced KAH-moo GREW-jay) was acquired by the Eagles off waivers from New England in 2016 and has developed into one of Philadelphia's special teams aces. In 2017, Grugier-Hill was named a Pro Bowl alternate after leading the Eagles with a career-high 19 special teams tackles. In 2018, he started 10 games at linebacker and totaled 34 tackles (23 solo), 1.0 sack and 1 INT.

EAGLES SPECIAL TEAMS

SINGLE-SEASON TACKLES SINCE 2009

| | |
|---------------------------------|-----------|
| Moise Fokou (2009) | 20 |
| Sean Jones (2009) | 20 |
| Kamu Grugier-Hill (2017) | 19 |
| Trey Burton (2015) | 19 |
| Moise Fokou (2010) | 19 |
| Joe Mays (2009) | 19 |

TOTAL TACKLES SINCE 2017

| | |
|--------------------------|-----------|
| Kamu Grugier-Hill | 30 |
| Corey Clement | 14 |
| Corey Graham | 13 |
| Malcolm Jenkins | 12 |

THREE-STEP DROP

Hobbies: Surfing and going to the beach

If he could be a superhero:
The Incredible Hulk

Biggest pet peeve:
Making plans with someone who doesn't follow through

Favorite teams/athletes growing up:
San Francisco 49ers, Brian Dawkins and Randy Moss

First jersey owned: Randy Moss, Vikings

Favorite athletes to watch now:
Steph Curry and Lionel Messi

Favorite food: Hawaiian foods, especially Lauau (pig wrapped in a luau leaf)

Favorite movies: *Horrible Bosses 1 and 2, Wedding Crashers*

Favorite TV show: *Shark Tank*

SEASON HIGHLIGHTS

2018 - PHILADELPHIA EAGLES (16/10, 2/1)

- Named a team captain for the first time in his career
- Recorded a strip-sack of Rams QB **Jared Goff** at LAR (12/16/18) forcing a fumble that was picked up by **Corey Graham** and returned 15 yards to the Rams 12. The turnover set up a TD that gave the Eagles a 30-13 lead late in the 3rd quarter
- Registered a career-high 8 tackles (5 solo) at Dal. (12/9/18)
- Notched his first career INT in the team's Week 6 win at NYG (10/11/18) when he picked off a deflected **Eli Manning** pass on New York's first drive and returned the pick 24 yards to the Giants 16. Three plays later, the Eagles scored to take a 7-0 lead



CAREER STATISTICS

| Year | Team | GP/S | TACKLES | | | | | PASS DEFENSE | | | | | | FUMBLES | | | DEF SNAPS | | |
|---------------|--------------|--------------|-----------|-----------|-----------|----------|------------|--------------|-----------|-----------|----------|----------|----------|----------|----------|----------|------------|------------|----|
| | | | Total | Solo | Asst | TFL | Sacks | Int | Yds | Lg | TD | PD | QPH | FF | FR | Yds | No | Pct | |
| 2016 | Philadelphia | 12/0 | 1 | 1 | 0 | 1 | 0.0 | 0 | 0 | -- | 0 | 0 | 0 | 0 | 0 | 0 | 0 | 1 | 0% |
| 2017 | Philadelphia | 16/0 | 9 | 8 | 1 | 0 | 0.0 | 0 | 0 | -- | 0 | 0 | 0 | 0 | 0 | 0 | 85 | 8% | |
| 2018 | Philadelphia | 16/10 | 34 | 23 | 11 | 4 | 1.0 | 1 | 24 | 24 | 0 | 1 | 0 | 1 | 0 | 0 | 330 | 32% | |
| Totals | | 44/10 | 44 | 32 | 12 | 5 | 1.0 | 1 | 24 | 24 | 0 | 1 | 0 | 1 | 0 | 0 | --- | --- | |

PLAYOFFS

| | | | | | | | | | | | | | | | | | | |
|---------------|--------------|------------|----------|----------|----------|----------|------------|----------|----------|-----------|----------|----------|----------|----------|----------|----------|------------|------------|
| 2017 | Philadelphia | 3/0 | 0 | 0 | 0 | 0 | 0.0 | 0 | 0 | -- | 0 | 0 | 0 | 0 | 0 | 0 | 0 | 0% |
| 2018 | Philadelphia | 2/1 | 1 | 0 | 1 | 0 | 0.0 | 0 | 0 | -- | 0 | 0 | 0 | 0 | 0 | 0 | 22 | 16% |
| Totals | | 5/1 | 1 | 0 | 1 | 0 | 0.0 | 0 | 0 | -- | 0 | 0 | 0 | 0 | 0 | 0 | --- | --- |

ADDITIONAL STATISTICS

Special Teams Tackles: 35 - 2018 (11), 2017 (19), 2016 (5) **Postseason Special Teams Tackles:** 1 - 2018 (1) **Blocked Punt:** 12/17/17 at N.Y. Giants

CAREER HIGHS

| | | |
|----------------|-----|-------------------|
| Tackles | 8 | 12/9/18 at Dal. |
| Sacks | 1.0 | 12/16/18 at LAR |
| INTs | 1 | 10/11/18 at NYG |
| PDs | 1 | 11/11/18 vs. Dal. |
| FFs | 1 | 12/16/18 at LAR |
| FRs | -- | --- |



BIRDSEED

Grugier-Hill is the son of Elina Grugier-Hill and has three siblings: two older brothers and one older sister. Grugier-Hill started playing football as a junior in high school. He began playing because one of his best friends suggested he try out for the team. Before Grugier-Hill began playing football, he played soccer and volleyball. Grugier-Hill was a safety and punter at Kamehameha (HI) High School, where he totaled 86 tackles and 5.0 sacks as a senior in 2011 and was named first-team All-Interscholastic League.

Grugier-Hill earned his bachelor's degree in kinesiology from Eastern Illinois.



@k_grugierhill



@kamugrugierhill

SEASON HIGHLIGHTS (Continued)

2017 - PHILADELPHIA EAGLES (16/0, 3/0)

- Named a **Pro Bowl** alternate after registering a team-high 19 special teams tackles, which is tied for the 3rd-most by an Eagle since 2009
- Also ranked 1st on the team with 345 special teams snaps (75%)
- Made several impact special teams plays in the win at NYG (12/17/17). With the Eagles trailing 14-20 in the second quarter, blocked a punt deep in NYG territory to help set up a TD drive that gave Philadelphia a 21-20 lead. Also notched a team season-high 4 special teams tackles
- Stepped forward to handle kickoff duties following an early injury to K **Jake Elliott** at Dal. (11/19/17). Kicked off 4 times and posted 1 touchback

COLLEGE HIGHLIGHTS

- Played in 49 games (27 starts) at Eastern Illinois, where he finished his career with 236 tackles, 9.0 sacks, 6 INTs, 9 PDs, 4 FFs and 5 FRs
- Made 10 starts as a senior in 2015 and was named first-team Ohio Valley Conference after compiling 70 tackles and a career-high 6.5 sacks. Also registered an INT and set a single-season career high with 3 FRs
- Appeared in 12 games (11 starts) as a junior in 2014 and garnered first-team OVC accolades after leading the team with a career-high 97 tackles. Added 1.5 sacks, 2 FFs, 2 FRs and 3 INTs. Named OVC Defensive Player of the Week after posting 19 tackles in a win at Tennessee Tech (11/1/14)

TRANSACTIONS

- 2016** Drafted by NE in 6th round (208th overall)
Signed 4-year contract
- 9/3/16** Waived by NE
- 9/4/16** Acquired off waivers by PHI



2018 GAME-BY-GAME STATISTICS (PHI)

| Date | Opp | GP/S | Tot | Solo | Sk | Int | PD | FF | FR | Snaps | Pct | |
|---------------|--------|------|--------------|-----------|-----------|------------|----------|----------|----------|----------|------------|------------|
| Sep 6 | Atl | W | 1/0 | 2 | 2 | 0.0 | 0 | 0 | 0 | 28 | 40% | |
| Sep 16 | at TB | L | 1/1 | 3 | 0 | 0.0 | 0 | 0 | 0 | 22 | 38% | |
| Sep 23 | Ind | W | 1/1 | 0 | 0 | 0.0 | 0 | 0 | 0 | 9 | 15% | |
| Sep 30 | at Ten | L | 1/1 | 2 | 1 | 0.0 | 0 | 0 | 0 | 18 | 25% | |
| Oct 7 | Min | L | 1/1 | 0 | 0 | 0.0 | 0 | 0 | 0 | 20 | 32% | |
| Oct 11 | at NYG | W | 1/0 | 1 | 1 | 0.0 | 1 | 0 | 0 | 15 | 23% | |
| Oct 21 | Car | L | 1/0 | 0 | 0 | 0.0 | 0 | 0 | 0 | 9 | 15% | |
| Oct 28 | at Jax | W | 1/1 | 3 | 2 | 0.0 | 0 | 0 | 0 | 6 | 9% | |
| Nov 11 | Dal | L | 1/0 | 2 | 1 | 0.0 | 0 | 1 | 0 | 20 | 29% | |
| Nov 18 | at NO | L | 1/0 | 0 | 0 | 0.0 | 0 | 0 | 0 | 29 | 41% | |
| Nov 25 | NYG | W | 1/1 | 7 | 6 | 0.0 | 0 | 0 | 0 | 34 | 55% | |
| Dec 3 | Was | W | 1/1 | 2 | 2 | 0.0 | 0 | 0 | 0 | 23 | 51% | |
| Dec 9 | at Dal | L | 1/1 | 8 | 5 | 0.0 | 0 | 0 | 0 | 64 | 65% | |
| Dec 16 | at LAR | W | 1/1 | 4 | 3 | 1.0 | 0 | 1 | 0 | 27 | 36% | |
| Dec 23 | Hou | W | 1/1 | 0 | 0 | 0.0 | 0 | 0 | 0 | 5 | 8% | |
| Dec 30 | at Was | W | 1/0 | 0 | 0 | 0.0 | 0 | 0 | 0 | 1 | 2% | |
| Totals | | | 16/10 | 34 | 23 | 1.0 | 1 | 1 | 1 | 0 | 330 | 32% |

PLAYOFFS

| | | | | | | | | | | | | |
|---------------|--------|---|------------|----------|----------|------------|----------|----------|----------|----------|-----------|------------|
| Jan 6 | at Chi | W | 1/1 | 0 | 0 | 0.0 | 0 | 0 | 0 | 7 | 11% | |
| Jan 13 | at NO | L | 1/0 | 1 | 0 | 0.0 | 0 | 0 | 0 | 15 | 19% | |
| Totals | | | 2/1 | 1 | 0 | 0.0 | 0 | 0 | 0 | 0 | 22 | 16% |

2017 GAME-BY-GAME STATISTICS (PHI)

| Date | Opp | GP/S | Tot | Solo | Sk | Int | PD | FF | FR | Snaps | Pct |
|---------------|--------|------|-------------|----------|----------|------------|----------|----------|----------|-----------|-----------|
| Sep 10 | at Was | W | 1/0 | 0 | 0 | 0.0 | 0 | 0 | 0 | 0 | 0% |
| Sep 17 | at KC | L | 1/0 | 0 | 0 | 0.0 | 0 | 0 | 0 | 0 | 0% |
| Sep 24 | NYG | W | 1/0 | 0 | 0 | 0.0 | 0 | 0 | 0 | 0 | 0% |
| Oct 1 | at LAC | W | 1/0 | 0 | 0 | 0.0 | 0 | 0 | 0 | 0 | 0% |
| Oct 8 | Ari | W | 1/0 | 1 | 1 | 0.0 | 0 | 0 | 0 | 7 | 12% |
| Oct 12 | at Car | W | 1/0 | 0 | 0 | 0.0 | 0 | 0 | 0 | 0 | 0% |
| Oct 23 | Was | W | 1/0 | 0 | 0 | 0.0 | 0 | 0 | 0 | 0 | 0% |
| Oct 29 | SF | W | 1/0 | 0 | 0 | 0.0 | 0 | 0 | 0 | 0 | 0% |
| Nov 5 | Den | W | 1/0 | 1 | 1 | 0.0 | 0 | 0 | 0 | 10 | 16% |
| Nov 19 | at Dal | W | 1/0 | 0 | 0 | 0.0 | 0 | 0 | 0 | 0 | 0% |
| Nov 26 | Chi | W | 1/0 | 2 | 2 | 0.0 | 0 | 0 | 0 | 11 | 20% |
| Dec 3 | at Sea | L | 1/0 | 0 | 0 | 0.0 | 0 | 0 | 0 | 2 | 3% |
| Dec 10 | at LAR | W | 1/0 | 0 | 0 | 0.0 | 0 | 0 | 0 | 0 | 0% |
| Dec 17 | at NYG | W | 1/0 | 1 | 1 | 0.0 | 0 | 0 | 0 | 2 | 2% |
| Dec 25 | Oak | W | 1/0 | 0 | 0 | 0.0 | 0 | 0 | 0 | 0 | 0% |
| Dec 31 | Dal | L | 1/0 | 4 | 3 | 0.0 | 0 | 0 | 0 | 53 | 78% |
| Totals | | | 16/0 | 9 | 8 | 0.0 | 0 | 0 | 0 | 85 | 8% |

PLAYOFFS

| | | | | | | | | | | | |
|---------------|-------|---|------------|----------|----------|------------|----------|----------|----------|----------|-----------|
| Jan 13 | Atl | W | 1/0 | 0 | 0 | 0.0 | 0 | 0 | 0 | 0 | 0% |
| Jan 21 | Min | W | 1/0 | 0 | 0 | 0.0 | 0 | 0 | 0 | 0 | 0% |
| Feb 4 | at NE | W | 1/0 | 0 | 0 | 0.0 | 0 | 0 | 0 | 0 | 0% |
| Totals | | | 3/0 | 0 | 0 | 0.0 | 0 | 0 | 0 | 0 | 0% |

2016 GAME-BY-GAME STATISTICS (PHI)

| Date | Opp | GP/S | Tot | Solo | Sk | Int | PD | FF | FR | Snaps | Pct |
|---------------|--------|------|-------------|----------------------|----------|------------|----------|----------|----------|----------|-----------|
| Sep 11 | Cle | W | 1/0 | 1 | 1 | 0.0 | 0 | 0 | 0 | 1 | 2% |
| Sep 19 | at Chi | W | 1/0 | 0 | 0 | 0.0 | 0 | 0 | 0 | 0 | 0% |
| Sep 25 | Pit | W | 1/0 | 0 | 0 | 0.0 | 0 | 0 | 0 | 0 | 0% |
| Oct 9 | at Det | L | 1/0 | 0 | 0 | 0.0 | 0 | 0 | 0 | 0 | 0% |
| Oct 16 | at Was | L | 1/0 | 0 | 0 | 0.0 | 0 | 0 | 0 | 0 | 0% |
| Oct 23 | Min | W | 1/0 | 0 | 0 | 0.0 | 0 | 0 | 0 | 0 | 0% |
| Oct 30 | at Dal | L | 0/0 | INACTIVE (HAMSTRING) | | | | | | | |
| Nov 6 | at NYG | L | 0/0 | INACTIVE (HAMSTRING) | | | | | | | |
| Nov 13 | Atl | W | 0/0 | INACTIVE (HAMSTRING) | | | | | | | |
| Nov 20 | at Sea | L | 1/0 | 0 | 0 | 0.0 | 0 | 0 | 0 | 0 | 0% |
| Nov 28 | GB | L | 1/0 | 0 | 0 | 0.0 | 0 | 0 | 0 | 0 | 0% |
| Dec 4 | at Cin | L | 1/0 | 0 | 0 | 0.0 | 0 | 0 | 0 | 0 | 0% |
| Dec 11 | Was | L | 0/0 | INACTIVE | | | | | | | |
| Dec 18 | at Bal | L | 1/0 | 0 | 0 | 0.0 | 0 | 0 | 0 | 0 | 0% |
| Dec 22 | NYG | W | 1/0 | 0 | 0 | 0.0 | 0 | 0 | 0 | 0 | 0% |
| Jan 1 | Dal | W | 1/0 | 0 | 0 | 0.0 | 0 | 0 | 0 | 0 | 0% |
| Totals | | | 12/0 | 1 | 1 | 0.0 | 0 | 0 | 0 | 1 | 0% |





6-5 | 265  **3rd Year**
DOB: June 14, 1995 (Age 24)

Originally selected by Carolina in the 3rd round (77th overall) of the 2017 NFL Draft, **Daeshon Hall** was signed to the Eagles' 53-man roster in Week 15 of the 2018 season. The Texas native played collegiately at Texas A&M, where he saw action in 52 games (32 starts) and produced 162 tackles, 36.5 TFL, 16 sacks and 24 QB pressures.

SACK LEADERS

TEXAS A&M PLAYERS IN 2016

| | |
|-----------------|-----|
| Myles Garrett | 8.5 |
| Daeshon Hall | 4.5 |
| Jarrett Johnson | 4.5 |
| Kingsley Keke | 4.0 |

SEASON HIGHLIGHTS

2018 - PHILADELPHIA EAGLES (3/0, 2/0)

- Notched his first career half-sack in the win vs. Hou. (12/23/18)

COLLEGE HIGHLIGHTS

- Played in 52 games (32 starts) and produced 162 tackles, 36.5 TFL, 16 sacks, 24 quarterback pressures, 4 forced fumbles, 2 fumble recoveries, 1 INT and 3 PD
- As a senior in 2016, started 13 games. Tied for second on the team with 4.5 sacks while leading the Aggies with 12 quarterback pressures. Recorded 50 tackles and finished second on the team with 13 TFL. Accounted for 2 FF, 2 FR and 1 PD
- Started 13 games as a junior in 2015. Ranked second on the team with 14.5 TFL, seven sacks and four quarterback pressures, while posting 54 tackles, 2 FF and 2 PD
- Played in 13 games as a sophomore with five starts, and tied for second on the team with 4.5 sacks to go along with five quarterback pressures. Compiled 29 tackles and 6 TFL, which stood second on the team
- As a freshman in 2013, played in 13 games with one start and notched 29 tackles, 3 TFL, 3 QBPs and 1 INT



Lancaster,
Texas

Lancaster
High School



Texas A&M
D3-17 (77th overall)
by Carolina
Acquired: PS-Hou-18

BIRDSEED

Hall prepped at Lancaster HS in Texas, where he earned first-team All-State honors and the Class 4A Defensive Player of the Year as a senior after making 83 tackles, including 23 tackles for loss and 23 QB sacks. Hall majored in sports management at Texas A&M.

As a senior in 2016, Hall tied for 2nd on Texas A&M's defense with 4.5 sacks while leading the team with 12 QB pressures.





CAREER STATISTICS

| Year | Team | GP/S | TACKLES | | | | | PASS DEFENSE | | | | | FUMBLES | | | DEF SNAPS | | |
|---------------|--------------|------------|----------|----------|----------|----------|------------|--------------|----------|-----------|----------|----------|----------|----------|----------|-----------|------------|------------|
| | | | Total | Solo | Asst | TFL | Sacks | Int | Yds | Lg | TD | PD | OPH | FF | FR | Yds | No | Pct |
| 2017 | Carolina | 1/0 | 0 | 0 | 0 | 0 | 0.0 | 0 | 0 | -- | 0 | 0 | 0 | 0 | 0 | 0 | 9 | 1% |
| 2018 | Philadelphia | 3/0 | 2 | 2 | 0 | 0 | 0.5 | 0 | 0 | -- | 0 | 0 | 1 | 0 | 0 | 0 | 16 | 2% |
| Totals | | 4/0 | 2 | 2 | 0 | 0 | 0.5 | 0 | 0 | -- | 0 | 0 | 1 | 0 | 0 | 0 | --- | --- |

PLAYOFFS

| | | | | | | | | | | | | | | | | | | |
|---------------|--------------|------------|----------|----------|----------|----------|------------|----------|----------|-----------|----------|----------|----------|----------|----------|----------|----------|------------|
| 2018 | Philadelphia | 2/0 | 0 | 0 | 0 | 0 | 0.0 | 0 | 0 | -- | 0 | 0 | 0 | 0 | 0 | 0 | 7 | 5% |
| Totals | | 2/0 | 0 | 0 | 0 | 0 | 0.0 | 0 | 0 | -- | 0 | 0 | 0 | 0 | 0 | 0 | 0 | --- |

ADDITIONAL STATISTICS

Special Teams Tackles: 1 - 2018 (1)

CAREER HIGHS

| | | |
|---------|-----|-----------------|
| Tackles | 2 | 12/23/18 vs Hou |
| Sacks | 0.5 | 12/23/18 vs Hou |
| INTs | -- | --- |
| PDs | -- | --- |
| FFs | -- | --- |
| FRs | -- | --- |



TRANSACTIONS

- 2017** Drafted by CAR in 3rd round (77th overall)
Signed 4-year contract
- 9/1/18** Cut by CAR
- 9/6/18** Signed by SF to practice squad
- 9/25/18** Signed by HOU to active roster
- 10/20/18** Cut by HOU
- 10/23/18** Signed by HOU to practice squad
- 12/11/18** Signed by PHI to active roster

2018 GAME-BY-GAME STATISTICS (PHI)

| Date | Opp | GP/S | Tot | Solo | Sk | Int | PD | FF | FR | Snaps | Pct |
|--|--------|------|------------|----------|----------|------------|----------|----------|----------|-----------|-----------|
| WAIVED BY PANTHERS (9/1/18) | | | | | | | | | | | |
| SIGNED BY 49ERS TO PRACTICE SQUAD (9/6/18) | | | | | | | | | | | |
| SIGNED BY TEXANS FROM 49ERS PRACTICE SQUAD (9/25/18) | | | | | | | | | | | |
| WAIVED BY TEXANS (10/20/18) | | | | | | | | | | | |
| SIGNED BY TEXANS TO PRACTICE SQUAD (10/23/18) | | | | | | | | | | | |
| SIGNED BY EAGLES FROM TEXANS PRACTICE SQUAD (12/11/18) | | | | | | | | | | | |
| Dec 16 | at LAR | W | 1/0 | 0 | 0 | 0.0 | 0 | 0 | 0 | 9 | 12% |
| Dec 23 | Hou | W | 1/0 | 2 | 2 | 0.5 | 0 | 0 | 0 | 4 | 6% |
| Dec 30 | at Was | W | 1/0 | 0 | 0 | 0.0 | 0 | 0 | 0 | 3 | 7% |
| Totals | | | 3/0 | 2 | 2 | 0.5 | 0 | 0 | 0 | 16 | 2% |
| PLAYOFFS | | | | | | | | | | | |
| Jan 6 | at Chi | W | 1/0 | 0 | 0 | 0.0 | 0 | 0 | 0 | 0 | 0% |
| Jan 13 | at NO | L | 1/0 | 0 | 0 | 0.0 | 0 | 0 | 0 | 7 | 9% |
| Totals | | | 2/0 | 0 | 0 | 0.0 | 0 | 0 | 0 | 7 | 5% |

2017 GAME-BY-GAME STATISTICS (CAR)

| Date | Opp | GP/S | Tot | Solo | Sk | Int | PD | FF | FR | Snaps | Pct |
|-----------------|--------|------|------------|------------------------|----------|------------|----------|----------|----------|----------|-----------|
| Sep 10 | at SF | W | 1/0 | 0 | 0 | 0.0 | 0 | 0 | 0 | 9 | 16% |
| Sep 17 | Buf | W | 0/0 | INACTIVE | | | | | | | |
| Sep 24 | NO | L | 0/0 | INACTIVE | | | | | | | |
| Oct 1 | at NE | W | 0/0 | INACTIVE (KNEE) | | | | | | | |
| Oct 8 | at Det | W | 0/0 | INJURED RESERVE (KNEE) | | | | | | | |
| Oct 12 | Phi | L | 0/0 | INJURED RESERVE (KNEE) | | | | | | | |
| Oct 22 | at Chi | L | 0/0 | INJURED RESERVE (KNEE) | | | | | | | |
| Oct 29 | at TB | W | 0/0 | INJURED RESERVE (KNEE) | | | | | | | |
| Nov 5 | Atl | W | 0/0 | INJURED RESERVE (KNEE) | | | | | | | |
| Nov 13 | Mia | W | 0/0 | INJURED RESERVE (KNEE) | | | | | | | |
| Nov 26 | at NYJ | W | 0/0 | INJURED RESERVE (KNEE) | | | | | | | |
| Dec 3 | at NO | L | 0/0 | INJURED RESERVE (KNEE) | | | | | | | |
| Dec 10 | Min | W | 0/0 | INJURED RESERVE (KNEE) | | | | | | | |
| Dec 17 | GB | W | 0/0 | INJURED RESERVE (KNEE) | | | | | | | |
| Dec 24 | TB | W | 0/0 | INJURED RESERVE (KNEE) | | | | | | | |
| Dec 31 | at Atl | L | 0/0 | INJURED RESERVE (KNEE) | | | | | | | |
| Totals | | | 1/0 | 0 | 0 | 0.0 | 0 | 0 | 0 | 9 | 1% |
| PLAYOFFS | | | | | | | | | | | |
| Jan 6 | at Chi | W | 0/0 | INJURED RESERVE (KNEE) | | | | | | | |
| Totals | | | 0/0 | 0 | 0 | 0.0 | 0 | 0 | 0 | 0 | 0% |



6-4 | 334  **Rookie**

DOB: Oct. 7, 1994 (Age 24)

 **Honolulu, Hawaii**

Saint Louis School

S

Stanford

UDFA ('19) by Philadelphia



A 2019 undrafted free agent, **Nate Herbig** became one of just two UDFA's to make Philadelphia's 53-man roster out of training camp. Herbig played in 33 games during his collegiate career at Stanford, earning All-Pac-12 honors (second team) as a junior in 2018 and as a sophomore in 2017 (first team). In 2016, he became the first true freshman to start on the offensive line since 2012, and just the second true freshman to do so since 2000.

COLLEGE HIGHLIGHTS

- As a junior in 2018, played in 7 games (all starts), opening 6 contests at RG and 1 at RT. Earned second-team All-Pac-12 honors and was named preseason first team All-America by the *Associated Press*. Was also named to the Outland Trophy watch list
- Played in 13 games as a sophomore in 2017 and earned first-team All-Pac-12 honors
- In 2016, became the first true freshman to start on the offensive line since 2012, and just the second true freshman to do so since 2000

TRANSACTIONS

2019 Signed by PHI as UDFA

BIRDSEED

Played at the Saint Louis School in Honolulu, HI, where he earned first-team all-state and all-conference accolades. Helped lead the Crusaders to a pair of conference titles.

Is the son of Bruce and Robyn Herbig and has two brothers, Jake and Nick. Nick currently plays outside linebacker for the Saint Louis Crusaders and recently committed to the University of Wisconsin.

Originally born in Lihue, HI, Herbig moved from Kauai to Oahu during high school.

CAREER STATISTICS

| | | | OFF SNAPS | |
|---------------|--------------|------------|-----------|-----|
| Year | Team | GP/S | No | Pct |
| 2018 | Philadelphia | 0/0 | 0 | 0% |
| Totals | | 0/0 | --- | --- |
| PLAYOFFS | | | | |
| 2018 | Philadelphia | 0/0 | 0 | 0% |
| Totals | | 0/0 | --- | --- |



6-4 | 221  **3rd Year**
DOB: Sept. 16, 1993 (Age 25)

Rockville, Maryland

Wootton High School



North Carolina
D4a-17 (118th overall)
by Philadelphia

HIGHEST RECEIVING AVG.

EAGLES ROOKIES SINCE 2000

| | |
|------|-------------------------|
| 21.1 | Hank Baskett (2006) |
| 14.7 | DeSean Jackson (2008) |
| 14.1 | Mack Hollins (2017) |
| 13.8 | Jeremy Maclin (2009) |
| 13.5 | Freddie Mitchell (2001) |

(min. 15 receptions)

Hollins ranked 3rd in the NCAA with 22.9 yards per reception from 2015-16, including an NCAA-high 24.8 receiving average in 2015.

THREE-STEP DROP

Dream job: Own a world-renowned aquarium

Interesting pets: Owned a python and boa during college and bred African Cichlid fish in high school. "My dad had a lion growing up, so we've had it all."

Favorite TV shows:
Good Times, Sanford & Son



2017

Originally drafted by Philadelphia in the 4th round (118th overall) of the 2017 NFL Draft, Mack Hollins caught 16 passes for 226 yards (14.1 avg.) and 1 TD during his rookie season. Hollins played collegiately at North Carolina, where he set the UNC career record for yards per catch (20.6 avg.) and ranks 3rd on the school's all-time list for receiving TDs (20).

HIGHEST CATCH RATE

NFL ROOKIE WIDE RECEIVERS IN 2017

| | |
|----------------------------|-------|
| JuJu Smith-Schuster (Pit.) | 73.4% |
| Mack Hollins (Phi.) | 72.7% |
| Trent Taylor (SF) | 71.7% |
| Cooper Kupp (LAR) | 66.0% |
| Chris Godwin (TB) | 61.8% |

(min. 15 receptions)

MOST YARDS PER TARGET

NFL ROOKIES IN 2017

| | |
|----------------------------|------|
| JuJu Smith-Schuster (Pit.) | 11.6 |
| O.J. Howard (TB) | 11.1 |
| Mack Hollins (Phi.) | 10.3 |
| Kenny Golladay (Det.) | 9.9 |
| Chris Godwin (TB) | 9.5 |

(min. 15 receptions)

SEASON HIGHLIGHTS

2017 - PHILADELPHIA EAGLES (16/0, 3/0)

- Produced 14.1 yards per reception, which is the 3rd-highest mark by an Eagles rookie since 2000, behind **Hank Baskett** in 2006 (21.1) and **DeSean Jackson** in 2008 (14.7) (min. 15 receptions)
- Ranked 2nd among NFL rookie WRs in catch rate (72.7%), trailing only **JuJu Smith-Schuster** (73.4%) (min. 15 receptions)
- Averaged the 3rd-most yards per target (10.3) among NFL rookies, behind **JuJu Smith-Schuster** (11.6) and **O.J. Howard** (11.1) (min. 15 receptions)



| CAREER STATISTICS | | | | | | | | | |
|--|--------------|-------------|--------------------------------|------------|-------------|------------|----------|------------|------------|
| | | | RECEIVING | | | | | OFF SNAPS | |
| Year | Team | GP/S | Rec | Yds | Avg | Lg | TD | No | Pct |
| 2017 | Philadelphia | 16/0 | 16 | 226 | 14.1 | 64t | 1 | 287 | 25% |
| 2018 | Philadelphia | 0/0 | PLACED ON IR (GROIN) ON 9/6/18 | | | | | | |
| Totals | | 16/0 | 16 | 226 | 14.1 | 64t | 1 | --- | --- |
| PLAYOFFS | | | | | | | | | |
| 2017 | Philadelphia | 3/0 | 1 | 9 | 9.0 | 9 | 0 | 48 | 23% |
| 2018 | Philadelphia | 0/0 | PLACED ON IR (GROIN) ON 9/6/18 | | | | | | |
| Totals | | 3/0 | 1 | 9 | 9.0 | 9 | 0 | --- | --- |
| ADDITIONAL STATISTICS | | | | | | | | | |
| Special Teams Tackles: 5 - 2017 (5) | | | | | | | | | |
| Miscellaneous Fumble Recovery: 1 on 12/31/17 vs. Dal. | | | | | | | | | |

| CAREER HIGHS | | |
|------------------------|-----|-------------------|
| Receptions | 3 | 9/17/17 at KC |
| Receiving Yards | 64 | 10/23/17 vs. Was. |
| Receiving Long | 64t | 10/23/17 vs. Was. |
| Receiving TDs | 1 | 10/23/17 vs. Was. |

WALK-ON STORY

Hollins, who was a four-time special teams captain at North Carolina, joined the Tar Heels football team as a walk-on and finished his career as one of the top receivers in school history, totaling 81 receptions for 1,667 yards (20.6 avg.) and 20 TDs. Hollins credits taking advantage of special teams opportunities for leading to his on-field success in college.

EXOTIC ANIMALS

Hollins, whose dream job is to own a world-renowned aquarium, has been interested in exotic animals for quite some time. He is the owner of two snakes – a Ball Python and a Sunglow Boa – and has previously owned turtles. He also bred African Cichlid fish in high school.

BIRDSEED

Hollins is the son of Karyn and Richard Hollins. Hollins prepped at Wootton HS (Rockville, MD), where he played wide receiver and on defense and also participated in basketball and lacrosse. He also spent a postgrad semester at Fork Union Military Academy (Fork Union, VA). Hollins graduated from the University of North Carolina with a degree in exercise and sport science.



@mackhollins



@mackhollins

| 2017 GAME-BY-GAME STATISTICS (PHI) | | | | | | | | | |
|------------------------------------|--------|------|-------------|-----------|------------|-------------|------------|----------|----------------|
| | | | RECEIVING | | | | | SNAPS | |
| Date | Opp | GP/S | Rec | Yds | Avg | Lg | TD | No | Pct |
| Sep 10 | at Was | W | 1/0 | 0 | 0 | --- | -- | 0 | 5 7% |
| Sep 17 | at KC | L | 1/0 | 3 | 32 | 10.7 | 13 | 0 | 17 22% |
| Sep 24 | NYG | W | 1/0 | 0 | 0 | --- | -- | 0 | 8 11% |
| Oct 1 | at LAC | W | 1/0 | 0 | 0 | --- | -- | 0 | 9 11% |
| Oct 8 | Ari | W | 1/0 | 0 | 0 | --- | -- | 0 | 14 21% |
| Oct 12 | at Car | W | 1/0 | 2 | 38 | 19.0 | 20 | 0 | 9 15% |
| Oct 23 | Was | W | 1/0 | 1 | 64 | 64.0 | 64t | 1 | 8 12% |
| Oct 29 | SF | W | 1/0 | 2 | 30 | 15.0 | 24 | 0 | 18 26% |
| Nov 5 | Den | W | 1/0 | 1 | 8 | 8.0 | 8 | 0 | 30 43% |
| Nov 19 | at Dal | W | 1/0 | 1 | 7 | 7.0 | 7 | 0 | 10 16% |
| Nov 26 | Chi | W | 1/0 | 2 | 12 | 6.0 | 8 | 0 | 38 49% |
| Dec 3 | at Sea | L | 1/0 | 1 | 10 | 10.0 | 10 | 0 | 17 23% |
| Dec 10 | at LAR | W | 1/0 | 0 | 0 | --- | -- | 0 | 38 42% |
| Dec 17 | at NYG | W | 1/0 | 0 | 0 | --- | -- | 0 | 13 19% |
| Dec 25 | Oak | W | 1/0 | 0 | 0 | --- | -- | 0 | 9 13% |
| Dec 31 | Dal | L | 1/0 | 3 | 25 | 8.3 | 12 | 0 | 44 75% |
| Totals | | | 16/0 | 16 | 226 | 14.1 | 64t | 1 | 287 25% |
| PLAYOFFS | | | | | | | | | |
| Jan 13 | Atl | W | 1/0 | 1 | 9 | 9.0 | 9 | 0 | 16 24% |
| Jan 21 | Min | W | 1/0 | 0 | 0 | --- | -- | 0 | 15 23% |
| Feb 4 | at NE | W | 1/0 | 0 | 0 | --- | -- | 0 | 17 23% |
| Totals | | | 3/0 | 1 | 9 | 9.0 | 9 | 0 | 48 23% |

SEASON HIGHLIGHTS (Continued)

- Caught a 64-yard TD in the 34-24 *Monday Night Football* victory vs. Was. (10/23/17), marking the longest TD reception by an Eagles rookie since **Hank Baskett** (89-yard TD) on 12/31/06 vs. Atlanta

COLLEGE HIGHLIGHTS

- Came to UNC as a walk-on and finished his career as one of the top receivers in school history. Totaled 81 receptions for 1,667 yards (20.6 avg.) and 20 TDs
- Set the UNC career record for yards per reception and ranked 3rd on the school's all-time list for receiving TDs. Led the NCAA with a career-high 24.8 yards per reception (24.8 avg.) as a junior in 2015
- Garnered second-team All-ACC honors after finishing his junior season with 30 catches for a team-high 745 yards and 8 TDs

TRANSACTIONS

- 2017** Drafted by PHI in 4th round (118th overall)
Signed 4-year contract
- 9/6/18** Placed on Injured Reserve (groin)

RB JORDAN HOWARD 24



6-0 | 224  **4th Year**
DOB: Nov. 2, 1994 (Age 24)



☆ **Gardendale, Alabama**

Gardendale High School



Indiana
D5-16 (150th overall)
by Chicago
Acquired: T-Chi-19



Jordan Howard was acquired by the Eagles in a trade with the Bears during the 2019 offseason. The 24-year-old Pro Bowler was originally a 5th-round draft choice (150th overall) by Chicago in 2016 and is one of only three NFL RBs with 3,000+ rushing yards (3,370) since 2016, joining Ezekiel Elliott (4,048) and Todd Gurley (3,441). Howard and Gurley are the only NFL RBs with 9+ rushing TDs in each of the last two seasons.

MOST RUSHING YARDS

NFL RUNNING BACKS SINCE 2016

| | |
|-----------------|-------|
| Ezekiel Elliott | 4,048 |
| Todd Gurley | 3,441 |
| Jordan Howard | 3,370 |
| Melvin Gordon | 2,987 |
| Lamar Miller | 2,934 |

THREE CONSECUTIVE SEASONS WITH 900+ RUSHING YARDS

NFL RUNNING BACKS (2016-18)



EZEKIEL ELLIOTT

JORDAN HOWARD

MOST RUSHING TDs

NFL RUNNING BACKS SINCE 2017

| | |
|----|---------------|
| 30 | Todd Gurley |
| 22 | Alvin Kamara |
| 18 | Jordan Howard |
| 18 | Melvin Gordon |
| 18 | Mark Ingram |

BACK-TO-BACK SEASONS WITH 9+ RUSHING TDs

NFL RUNNING BACKS (2017-18)



TODD GURLEY

JORDAN HOWARD

CAREER HIGHLIGHTS

- In 2017, became the first Bear to rush for 1,000+ yards in each of his first two seasons. Also became the fastest Bear to reach 2,000+ career rushing yards (24 games), doing so in fewer games than **Walter Payton** (26) and **Gale Sayers** (28)
- Earned his first career **Pro Bowl** nod and was named to the PFWA **All-Rookie Team** in 2016. Became the first Bears rookie running back to be voted to the Pro Bowl since **Gale Sayers** in 1965
- Finished the 2016 season with the 2nd-most rushing yards (career-high 1,313) in the NFL, trailing only **Ezekiel Elliott** (1,631). Marked the first time since the 1970 merger that two rookies finished in the Top 2 in the NFL in rushing yardage

As a rookie in 2016, Howard ranked 2nd in the NFL with a career-high 1,313 rushing yards en route to his first career Pro Bowl nod.



CAREER STATISTICS

| Year | Team | GP/S | RUSHING | | | | | RECEIVING | | | | | OFF SNAPS | | |
|---------------|---------|--------------|------------|--------------|------------|-----------|-----------|-----------|------------|------------|-----------|----------|--------------|------------|------------|
| | | | Att | Yds | Avg | Lg | TD | Rec | Yds | Avg | Lg | TD | TYS | No | Pct |
| 2016 | Chicago | 15/13 | 252 | 1,313 | 5.2 | 69 | 6 | 29 | 298 | 10.3 | 34 | 1 | 1,611 | 654 | 65% |
| 2017 | Chicago | 16/16 | 276 | 1,122 | 4.1 | 53 | 9 | 23 | 125 | 5.4 | 12 | 0 | 1,247 | 576 | 58% |
| 2018 | Chicago | 16/15 | 250 | 935 | 3.7 | 42 | 9 | 20 | 145 | 7.3 | 18 | 0 | 1,080 | 624 | 58% |
| Totals | | 47/44 | 778 | 3,370 | 4.3 | 69 | 24 | 72 | 568 | 7.9 | 34 | 1 | 3,938 | --- | --- |

PLAYOFFS

| | | | | | | | | | | | | | | | |
|---------------|---------|------------|-----------|-----------|------------|-----------|----------|----------|----------|------------|-----------|----------|-----------|------------|------------|
| 2018 | Chicago | 1/1 | 10 | 35 | 3.5 | 12 | 0 | 0 | 0 | --- | -- | 0 | 35 | 22 | 34% |
| Totals | | 1/1 | 10 | 35 | 3.5 | 12 | 0 | 0 | 0 | --- | -- | 0 | 35 | --- | --- |

ADDITIONAL STATISTICS

Fumbles/Lost: 5/3 - 2018 (2/1), 2017 (1/1), 2016 (2/1)

CAREER HIGHS

| | | |
|------------------------|-----|------------------------|
| Rush Attempts | 36 | 10/15/17 at Bal. |
| Rushing Yards | 167 | 10/15/17 at Bal. |
| Rushing Long | 69 | 10/31/16 vs. Min. |
| Rushing TDs | 3 | 12/4/16 vs. SF |
| Receptions | 5 | 2x, last: 9/9/18 at GB |
| Receiving Yards | 49 | 10/31/16 vs. Min. |
| Receiving Long | 34 | 10/31/16 vs. Min. |
| Receiving TDs | 1 | 10/9/16 at Ind. |
| Scrimmage Yards | 202 | 10/31/16 vs. Min. |

NOTES TO KNOW

- Ranks 3rd in the NFL in rushing yards (3,370) since 2016, trailing only **Ezekiel Elliott** (4,048) and **Todd Gurley** (3,441). Joins Elliott as the only NFL RBs to record 900+ rushing yards in each of the last three seasons (2016-18)
- Has produced the 2nd-most rushes for 10+ yards (93) in the NFL since 2016, behind **Ezekiel Elliott** (110)
- Is tied for the 3rd-most rushing TDs (18) in the NFL since 2017, trailing only **Todd Gurley** (30) and **Alvin Kamara** (22). Howard and Gurley are the only NFL RBs with 9+ rushing TDs in each of the last two seasons (2017-18)

SEASON HIGHLIGHTS

2018 - CHICAGO BEARS (16/15, 1/1)

- Led the Bears with 935 rushing yards and posted a career-high-tying 9 rushing TDs for the second straight season
- Totaled 88 carries for 399 yards (4.53 avg.) and 4 TDs over the last 5 games of the regular season, including two 100+ yard performances. Rushed for 101 yards vs. LAR (12/9/18) and 109 yards at Min. (12/30/18)

2017 - CHICAGO BEARS (16/16)

- Ranked 6th in the NFL with 1,122 rushing yards, behind **Kareem Hunt** (1,327), **Todd Gurley** (1,305), **Le'Veon Bell** (1,291), **LeSean McCoy** (1,138) and **Mark Ingram** (1,124)
- Became the first Bear to rush for 1,000+ yards in each of his first two seasons. Also became the fastest Bear to reach 2,000+ career rushing yards (24 games), doing so in fewer games than **Walter Payton** (26) and **Gale Sayers** (28)



BIRDSEED

Howard played running back at Gardendale (AL) High School, where he collected 2,876 yards on 380 attempts in his two varsity seasons, including 1,388 yards and 21 TDs in 10 games as a senior. Howard was named the *Birmingham News North*/East Player of the Year and also received 2011 Honorable Mention All-State accolades.

 @JHowardx24
  @jh



2018 GAME-BY-GAME STATISTICS (CHICAGO)

| Date | Opp | GP/S | RUSHING | | | | | | RECEIVING | | | | | SNAPS | | |
|---------------|--------|------|--------------|------------|------------|------------|-----------|----------|-----------|------------|------------|-----------|----------|--------------|------------|------------|
| | | | Att | Yds | Avg | Lg | TD | Rec | Yds | Avg | Lg | TD | TYS | No | Pct | |
| Sep 9 | at GB | L | 1/1 | 15 | 82 | 5.5 | 16 | 0 | 5 | 25 | 5.0 | 7 | 0 | 107 | 50 | 71% |
| Sep 17 | Sea | W | 1/1 | 14 | 35 | 2.5 | 7 | 0 | 3 | 33 | 11.0 | 18 | 0 | 68 | 48 | 73% |
| Sep 23 | at Ari | W | 1/1 | 24 | 61 | 2.5 | 17 | 1 | 2 | 20 | 10.0 | 13 | 0 | 81 | 46 | 62% |
| Sep 30 | TB | W | 1/1 | 11 | 25 | 2.3 | 11 | 0 | 0 | 0 | --- | -- | 0 | 25 | 33 | 54% |
| Oct 14 | at Mia | L | 1/1 | 14 | 69 | 4.9 | 19 | 0 | 0 | 0 | --- | -- | 0 | 69 | 36 | 51% |
| Oct 21 | NE | L | 1/1 | 12 | 39 | 3.3 | 6 | 1 | 1 | 9 | 9.0 | 9 | 0 | 48 | 46 | 56% |
| Oct 28 | NYJ | W | 1/1 | 22 | 81 | 3.7 | 24 | 1 | 0 | 0 | --- | -- | 0 | 81 | 38 | 58% |
| Nov 4 | at Buf | W | 1/1 | 14 | 47 | 3.4 | 18t | 2 | 0 | 0 | --- | -- | 0 | 47 | 26 | 51% |
| Nov 11 | Det | W | 1/1 | 11 | 21 | 1.9 | 9 | 0 | 1 | 11 | 11.0 | 11 | 0 | 32 | 30 | 53% |
| Nov 18 | Min | W | 1/0 | 18 | 63 | 3.5 | 8 | 0 | 1 | 2 | 2.0 | 2 | 0 | 65 | 48 | 65% |
| Nov 22 | at Det | W | 1/1 | 7 | 13 | 1.9 | 4 | 0 | 1 | 2 | 2.0 | 2 | 0 | 15 | 35 | 60% |
| Dec 2 | at NYG | L | 1/1 | 16 | 76 | 4.8 | 25 | 0 | 1 | 4 | 4.0 | 4 | 0 | 80 | 34 | 41% |
| Dec 9 | LAR | W | 1/1 | 19 | 101 | 5.3 | 21 | 0 | 1 | 2 | 2.0 | 2 | 0 | 103 | 39 | 55% |
| Dec 16 | GB | W | 1/1 | 19 | 60 | 3.2 | 9t | 1 | 1 | 15 | 15.0 | 15 | 0 | 75 | 34 | 57% |
| Dec 23 | at SF | W | 1/1 | 13 | 53 | 4.1 | 9 | 1 | 2 | 17 | 8.5 | 16 | 0 | 70 | 40 | 63% |
| Dec 30 | at Min | W | 1/1 | 21 | 109 | 5.2 | 42 | 2 | 1 | 5 | 5.0 | 5 | 0 | 114 | 41 | 60% |
| Totals | | | 16/15 | 250 | 935 | 3.7 | 42 | 9 | 20 | 145 | 7.3 | 18 | 0 | 1,080 | 624 | 58% |
| PLAYOFFS | | | | | | | | | | | | | | | | |
| Jan 6 | Phi | L | 1/1 | 10 | 35 | 3.5 | 12 | 0 | 0 | 0 | --- | -- | 0 | 35 | 22 | 34% |
| Totals | | | 1/1 | 10 | 35 | 3.5 | 12 | 0 | 0 | 0 | --- | -- | 0 | 35 | 22 | 34% |



SEASON HIGHLIGHTS (Continued)

- Tied with **Le'Veon Bell** and **Leonard Fournette** for the 3rd-most rushing TDs (career-high 9) in the NFL, trailing only **Todd Gurley** (13) and **Mark Ingram** (12)

2016 - CHICAGO BEARS (15/13)

- Earned his first career **Pro Bowl** nod and was named to the PFWA **All-Rookie Team**. Became the first Bears rookie RB to be voted to the Pro Bowl since **Gale Sayers** in 1965
- Finished with the 2nd-most rushing yards (career-high 1,313) in the NFL, behind **Ezekiel Elliott** (1,631). Marked the first time since the 1970 merger that two rookies finished in the Top 2 in the NFL in rushing yardage
- Ranked 4th in the NFL with a 5.2 rushing average (led the NFC), behind **Mike Gillislee** (5.7), **Bilal Powell** (5.5) and **LeSean McCoy** (5.4) (min. 100 attempts)
- Named **NFC Offensive Rookie of the Month** for December/January after rushing for 547 yards (5.3 avg.) and 4 TDs in 5 games. Ranked 2nd in the NFL in rushing yards per game (109.4) in that span (including 3 games with 100+ yards), trailing only **Le'Veon Bell** (142.3)

COLLEGE HIGHLIGHTS

- Appeared in 32 career games over three seasons with UAB (2013-14) and Indiana (2015), compiling 3,681 rushing yards on 647 attempts (5.7 avg.) and 24 rushing TDs. Earned first-team All-Big Ten (2015), All-CUSA (2014) and CUSA All-Freshman Team (2013) honors

100+ YARD RUSHING GAMES (14)

| Date | Opponent | Yds |
|----------|------------------------------------|-----|
| 10/15/17 | at Baltimore Ravens (W, 27-24) | 167 |
| 10/31/16 | vs. Minnesota Vikings (W, 20-10) | 153 |
| 12/10/17 | at Cincinnati Bengals (W, 33-7) | 147 |
| 9/24/17 | vs. Pittsburgh Steelers (W, 23-17) | 140 |
| 1/1/17 | at Minnesota Vikings (L, 10-38) | 135 |
| 11/19/17 | vs. Detroit Lions (L, 24-27) | 125 |
| 12/24/16 | vs. Washington Redskins (L, 21-41) | 119 |
| 10/9/16 | at Indianapolis Colts (L, 23-29) | 118 |
| 12/4/16 | vs. San Francisco 49ers (W, 26-6) | 117 |
| 10/2/16 | vs. Detroit Lions (W, 17-14) | 111 |
| 12/30/18 | at Minnesota Vikings (W, 24-10) | 109 |
| 10/29/17 | at New Orleans Saints (L, 12-20) | 102 |
| 12/9/18 | vs. Los Angeles Rams (W, 15-6) | 101 |
| 11/13/16 | at Tampa Bay Buccaneers (L, 10-36) | 100 |

WR DESEAN JACKSON 10



5-10 | 175  **12th Year**

DOB: Dec. 1, 1986 (Age 32)

Originally selected by Philadelphia in the 2nd round (49th overall) of the 2008 NFL Draft, **DeSean Jackson** rejoined the Eagles following a trade with Tampa Bay during the 2019 offseason. Jackson has posted the most 60+ yard TDs (24) in NFL history and ranks 6th all-time in yards per reception (17.4) (min. 500 receptions). Among active players, the three-time Pro Bowler also ranks 5th in career receiving yards (10,261).



Long Beach, California

Long Beach Polytechnic High School



California

**D2b-08 (49th overall)
by Philadelphia
Acquired: T-TB-19**

YARDS PER RECEPTION

NFL PLAYERS IN 2018

| | |
|-------------------------|------|
| DeSean Jackson (TB) | 18.9 |
| Josh Gordon (Cle. & NE) | 18.0 |
| Mike Evans (TB) | 17.7 |
| John Brown (Bal.) | 17.0 |
| Tyreek Hill (KC) | 17.0 |


NFL HISTORY

| | |
|--------------------------|------|
| Stanley Morgan (1977-90) | 19.2 |
| Lance Alworth (1962-72) | 18.9 |
| Don Maynard (1958-73) | 18.7 |
| James Lofton (1978-93) | 18.3 |
| Harold Jackson (1968-83) | 17.9 |
| DeSean Jackson (2008-) | 17.4 |

(min. 500 receptions)

MOST 60+ YARD TOUCHDOWNS

NFL HISTORY



DESEAN JACKSON
24

JERRY RICE
23

DEVIN HESTER
21

MOST 50+ YARD TOUCHDOWNS

NFL HISTORY



JERRY RICE
36

DESEAN JACKSON
29

RANDY MOSS
29

CAREER RECEIVING YARDS

ACTIVE NFL PLAYERS

| | |
|------------------|--------|
| Larry Fitzgerald | 12,279 |
| Jason Witten | 12,448 |
| Antonio Brown | 11,207 |
| Julio Jones | 10,731 |
| DeSean Jackson | 10,261 |

EAGLES ALL-TIME HISTORY

| | |
|-----------------------------|-------|
| Harold Carmichael (1971-83) | 8,978 |
| Pete Retzlaff (1956-66) | 7,412 |
| Mike Quick (1982-90) | 6,464 |
| DeSean Jackson (2008-) | 6,117 |
| Pete Pihos (1947-55) | 5,619 |

Jackson's 36 career games with 100+ receiving yards are the 3rd-most among active NFL players, behind Julio Jones (49) and Antonio Brown (42).



CAREER STATISTICS

| Year | Team | GP/S | RECEIVING | | | | | OFF SNAPS | |
|---------------|--------------|----------------|------------|---------------|-------------|------------|-----------|------------|------------|
| | | | Rec | Yds | Avg | Lg | TD | No | Pct |
| 2008 | Philadelphia | 16/15 | 62 | 912 | 14.7 | 60 | 2 | N/A | N/A |
| 2009 | Philadelphia | 15/15 | 62 | 1,156 | 18.6 | 71t | 9 | N/A | N/A |
| 2010 | Philadelphia | 14/14 | 47 | 1,056 | 22.5 | 91t | 6 | N/A | N/A |
| 2011 | Philadelphia | 15/15 | 58 | 961 | 16.6 | 62t | 4 | N/A | N/A |
| 2012 | Philadelphia | 11/11 | 45 | 700 | 15.6 | 77t | 2 | 700 | 62% |
| 2013 | Philadelphia | 16/16 | 82 | 1,332 | 16.2 | 61t | 9 | 987 | 89% |
| 2014 | Washington | 15/13 | 56 | 1,169 | 20.9 | 81t | 6 | 755 | 72% |
| 2015 | Washington | 9/9 | 30 | 528 | 17.6 | 77t | 4 | 359 | 34% |
| 2016 | Washington | 15/15 | 56 | 1,005 | 17.9 | 80t | 4 | 706 | 67% |
| 2017 | Tampa Bay | 14/13 | 50 | 668 | 13.4 | 41 | 3 | 609 | 56% |
| 2018 | Tampa Bay | 12/10 | 41 | 774 | 18.9 | 75t | 4 | 452 | 41% |
| Totals | | 152/146 | 589 | 10,261 | 17.4 | 91t | 53 | --- | --- |

PLAYOFFS

| | | | | | | | | | |
|---------------|--------------|------------|-----------|------------|-------------|------------|----------|------------|------------|
| 2008 | Philadelphia | 3/3 | 11 | 207 | 18.8 | 62t | 1 | N/A | N/A |
| 2009 | Philadelphia | 1/1 | 3 | 14 | 4.7 | 6 | 1 | N/A | N/A |
| 2010 | Philadelphia | 1/1 | 2 | 47 | 23.5 | 28 | 0 | N/A | N/A |
| 2013 | Philadelphia | 1/1 | 3 | 53 | 17.7 | 40 | 0 | 49 | 84% |
| 2015 | Washington | 1/1 | 2 | 17 | 8.5 | 14 | 0 | 52 | 72% |
| Totals | | 7/7 | 21 | 338 | 16.1 | 62t | 2 | --- | --- |

ADDITIONAL STATISTICS

Fumbles/Lost: 15/6 - 2015 (1/1), 2013 (1/0), 2012 (1/0), 2011 (1/1), 2010 (4/1), 2009 (3/1), 2008 (4/2) **Postseason:** 1/1 - 2008 (1/1)

Rushing: 70-447-4 - 2018 (6-29-1), 2017 (3-38), 2014 (4-7), 2013 (3-2), 2012 (3--7), 2011 (7-41), 2010 (16-104-1), 2009 (11-137-1), 2008 (17-96-1)

Postseason: 1-2 - 2008 (1-2)

Punt Returns: 139-1,313-4 - 2018 (5-24), 2015 (2--5), 2014 (1-0), 2013 (14-71), 2012 (1--3), 2011 (17-114), 2010 (20-231-1), 2009 (29-441-2), 2008 (50-440-1)

Postseason: 11-174 - 2013 (1-29), 2010 (1-14), 2009 (2-9), 2008 (7-122)

Kickoff Returns: 5-37 - 2015 (1-8), 2013 (1-10), 2011 (1-7), 2009 (1-0), 2008 (1-12)



CAREER HIGHS

| | | |
|--------------------------|-----|-----------------------------|
| Receptions | 10 | 12/15/13 at Min. |
| Receiving Yards | 210 | 12/12/10 at Dal. |
| Receiving Long | 91t | 12/12/10 at Dal. |
| Receiving TDs | 2 | 2x, last: 9/9/18 at NO |
| Rush Attempts | 3 | 3x, last: 11/7/10 vs. Ind. |
| Rushing Yards | 67 | 10/26/09 at Was. |
| Rushing Long | 67t | 10/26/09 at Was. |
| Rushing TDs | 1 | 4x, last: 10/21/18 vs. Cle. |
| Scrimmage Yards | 216 | 12/12/10 at Dal. |
| Punt Returns | 8 | 9/7/08 vs. StL |
| Punt Return Yards | 109 | 1/4/09 at Min. (WC) |
| Punt Return Long | 85t | 9/13/09 at Car. |
| Punt Return TDs | 1 | 4x, last: 12/19/10 at NYG |
| All-Purpose Yards | 261 | 12/13/09 at NYG |

CAREER HIGHLIGHTS

- Is a three-time **Pro Bowl** selection (2010, 2011, 2014) and 2009 *Associated Press* **All-Pro** honoree. In 2009, became the first player in NFL history to earn a **Pro Bowl** berth at two different positions (WR and RS) in the same year
- Has led the NFL in yards per reception four times in his career: 2018 (18.9), 2016 (17.9), 2014 (20.9), 2010 (22.5)
- Joins **Mike Quick** (1982-90) and **Harold Carmichael** (1971-83) as the only players in Eagles history to register at least three seasons with 1,000+ receiving yards
- Posted a career-high 1,332 receiving yards in 2013, which marks the 2nd-highest single-season total in franchise history, trailing only **Mike Quick** in 1983 (1,409)
- Is tied with **Darren Sproles** for the most punt return TDs (4) in franchise history
- Recorded one of the most memorable plays in franchise history, known by Eagles fans as the “*Miracle at the New Meadowlands*” – a game-winning, 65-yard punt return TD as time expired on 12/19/10 at N.Y. Giants

NOTES TO KNOW

- Has produced the most 60+ yard TDs (24) in NFL history and is tied with **Randy Moss** (1998-2012) for the 2nd-most 50+ yard TDs (29), behind **Jerry Rice** (36, 1985-2004)
- Owns the 6th-highest career receiving average (17.4) in NFL history, trailing only **Stanley Morgan** (19.2, 1977-90), **Lance Alworth** (18.9, 1962-72), **Don Maynard** (18.7, 1958-73), **James Lofton** (18.3, 1978-93) and **Harold Jackson** (17.9, 1968-83) (min. 500 receptions)
- Among active players, ranks 5th in career receiving yards (10,261), behind **Larry Fitzgerald** (16,279), **Jason Witten** (12,448), **Antonio Brown** (11,207) and **Julio Jones** (10,731)
- Ranks 4th in Eagles history with 6,117 receiving yards, trailing only **Harold Carmichael** (8,978, 1971-83), **Pete Retzlaff** (7,412, 1956-66) and **Mike Quick** (6,464, 1982-90)
- Leads the NFL in 40+ yard receptions (63) since 2008



2018 GAME-BY-GAME STATISTICS (TB)

| Date | Opp | GP/S | RECEIVING | | | | | SNAPS | | |
|---------------|--------|--------------|---------------------|------------|-------------|------------|----------|------------|------------|--|
| | | | Rec | Yds | Avg | Lg | TD | No | Pct | |
| Sep 9 | at NO | W 1/1 | 5 | 146 | 29.2 | 58t | 2 | 20 | 30% | |
| Sep 16 | Phi | W 1/1 | 4 | 129 | 32.3 | 75t | 1 | 34 | 59% | |
| Sep 24 | Pit | L 1/1 | 3 | 37 | 12.3 | 17 | 0 | 42 | 58% | |
| Sep 30 | at Chi | L 1/1 | 5 | 112 | 22.4 | 48 | 0 | 39 | 62% | |
| Oct 14 | at Atl | L 1/1 | 4 | 77 | 19.3 | 21 | 0 | 34 | 52% | |
| Oct 21 | Cle | W 1/0 | 2 | 25 | 12.5 | 14 | 0 | 43 | 45% | |
| Oct 28 | at Cin | L 1/1 | 3 | 68 | 22.7 | 60t | 1 | 46 | 52% | |
| Nov 4 | at Car | L 1/1 | 2 | 32 | 16.0 | 20 | 0 | 32 | 48% | |
| Nov 11 | Was | L 1/1 | 5 | 67 | 13.4 | 24 | 0 | 44 | 64% | |
| Nov 18 | at NYG | L 1/1 | 4 | 38 | 9.5 | 20 | 0 | 53 | 75% | |
| Nov 25 | SF | W 1/1 | 3 | 19 | 6.3 | 14 | 0 | 36 | 49% | |
| Dec 2 | Car | W 0/0 | INACTIVE (THUMB) | | | | | | | |
| Dec 9 | NO | L 0/0 | INACTIVE (THUMB) | | | | | | | |
| Dec 16 | at Bal | L 0/0 | INACTIVE (THUMB) | | | | | | | |
| Dec 23 | at Dal | L 1/0 | 1 | 24 | 24.0 | 24 | 0 | 29 | 36% | |
| Dec 30 | Atl | L 0/0 | INACTIVE (ACHILLES) | | | | | | | |
| Totals | | 12/10 | 41 | 774 | 18.9 | 75t | 4 | 452 | 41% | |

2017 GAME-BY-GAME STATISTICS (TB)

| Date | Opp | GP/S | RECEIVING | | | | | SNAPS | | |
|---------------|--------|--------------|------------------|------------|-------------|-----------|----------|------------|------------|--|
| | | | Rec | Yds | Avg | Lg | TD | No | Pct | |
| Sep 17 | Chi | W 1/1 | 3 | 39 | 13.0 | 21 | 0 | 36 | 51% | |
| Sep 24 | at Min | L 1/1 | 4 | 84 | 21.0 | 32 | 1 | 43 | 81% | |
| Oct 1 | NYG | W 1/0 | 2 | 20 | 10.0 | 11 | 0 | 45 | 70% | |
| Oct 5 | NE | L 1/1 | 5 | 106 | 21.2 | 41 | 0 | 52 | 72% | |
| Oct 15 | at Ari | L 1/1 | 3 | 38 | 12.7 | 27 | 1 | 53 | 76% | |
| Oct 22 | at Buf | L 1/1 | 5 | 73 | 14.6 | 20 | 0 | 52 | 72% | |
| Oct 29 | Car | L 1/1 | 3 | 37 | 12.3 | 19 | 0 | 50 | 75% | |
| Nov 5 | at NO | L 1/1 | 2 | 25 | 12.5 | 14 | 0 | 39 | 66% | |
| Nov 12 | NYJ | W 1/1 | 6 | 82 | 13.7 | 22 | 0 | 54 | 76% | |
| Nov 19 | at Mia | W 1/1 | 2 | 28 | 14.0 | 24 | 1 | 40 | 61% | |
| Nov 26 | at Atl | L 1/1 | 8 | 60 | 7.5 | 15 | 0 | 44 | 62% | |
| Dec 3 | at GB | L 1/1 | 2 | 24 | 12.0 | 19 | 0 | 49 | 65% | |
| Dec 10 | Det | L 1/1 | 4 | 41 | 10.3 | 16 | 0 | 30 | 42% | |
| Dec 18 | Atl | L 1/1 | 1 | 11 | 11.0 | 11 | 0 | 22 | 37% | |
| Dec 24 | at Car | L 0/0 | INACTIVE (ANKLE) | | | | | | | |
| Dec 31 | NO | W 0/0 | INACTIVE (ANKLE) | | | | | | | |
| Totals | | 14/13 | 50 | 668 | 13.4 | 41 | 3 | 609 | 56% | |



SEASON HIGHLIGHTS

2018 - TAMPA BAY BUCCANEERS (12/10)

- Led the NFL in yards per reception (18.9 avg.) for the fourth time in his career. Marked his highest receiving average since 2014 (20.4) with Washington

2017 - TAMPA BAY BUCCANEERS (14/13)

- Totaled 50 receptions for 668 yards (13.4 avg.) and 3 TDs in his debut season with the Buccaneers

2016 - WASHINGTON REDSKINS (15/15)

- Ranked 1st in the NFL in yards per reception (17.9 avg.) for the third time in his career. Also led the team in receiving yards per game (67.0) and produced his fifth career season with 1,000+ receiving yards (1,005)

2015 - WASHINGTON REDSKINS (9/9, 1/1)

- Despite missing 7 games due to injury, ended the season with 30 catches for 528 yards (17.6 avg.) and 4 TDs

2014 - WASHINGTON REDSKINS (15/13)

- Finished his first year with the Redskins as the NFL leader in yards per reception (20.9 avg.). Also produced his fourth career season with 1,000+ yards after leading the team with 1,169 receiving yards

2013 - PHILADELPHIA EAGLES (16/16, 1/1)

- Earned **Pro Bowl** honors for the third time in his career after logging career highs in receptions (82), receiving yards (1,332) and receiving TDs (9)
- Marked his third campaign with 1,000+ receiving yards, which tied **Harold Carmichael** (1971-83) and **Mike Quick** (1982-90) for the most such seasons in Eagles history

TOP-10 RECEIVING GAMES

| Date | Opponent | Yds |
|----------|------------------------------------|-----|
| 12/12/10 | at Dallas Cowboys (W, 30-27) | 210 |
| 12/15/13 | at Minnesota Vikings (L, 30-48) | 195 |
| 9/15/13 | vs. San Diego Chargers (L, 30-33) | 193 |
| 12/13/09 | at New York Giants (W, 45-38) | 178 |
| 10/2/11 | vs. San Francisco 49ers (L, 23-24) | 171 |
| 10/6/14 | vs. Seattle Seahawks (L, 17-27) | 157 |
| 12/20/15 | vs. Buffalo Bills (W, 35-25) | 153 |
| 9/26/10 | at Jacksonville Jaguars (W, 28-3) | 153 |
| 11/3/13 | at Oakland Raiders (W, 49-20) | 150 |
| 9/27/09 | vs. Kansas City Chiefs (W, 34-14) | 149 |

DT MALIK JACKSON 97



6-5 | 290  **8th Year**
DOB: Jan. 11, 1990 (Age 29)



**Van Nuys,
California**

**Birmingham
High School**



Tennessee
D5-12 (137th overall)
by Denver
Acquired: FA-19

MOST GAMES PLAYED

NFL DEFENSIVE TACKLES SINCE 2012

| | |
|-----|---------------------|
| 121 | Malik Jackson |
| 117 | Ndamukong Suh |
| 116 | Dontari Poe |
| 115 | Fletcher Cox |
| 114 | Akiem Hicks |
| 114 | Ricky Jean Francois |

(including playoffs)

MOST CONSECUTIVE GAMES PLAYED

NFL DEFENSIVE TACKLES (ACTIVE STREAKS)

| | |
|-----|----------------|
| 115 | Ndamukong Suh |
| 106 | Malik Jackson |
| 98 | Damon Harrison |
| 80 | Geno Atkins |
| 64 | Rodney Gunter |



Malik Jackson (first name pronounced muh-LEEK) was signed by the Eagles during the 2019 offseason following a three-year stint with the Jaguars (2016-18). Originally a 5th-round draft choice (137th overall) by the Broncos in 2012, Jackson was a key member of Denver's **Super Bowl 50**-winning defense. He was also named to his first Pro Bowl in 2017 after ranking 5th among NFL DTs with a career-high 8.0 sacks.

MOST SACKS

NFL DEFENSIVE TACKLES IN 2017

| | |
|------------------------|------|
| Cameron Heyward (Pit.) | 12.0 |
| Aaron Donald (LAR) | 11.0 |
| Geno Atkins (Cin.) | 9.0 |
| Akiem Hicks (Chi.) | 8.5 |
| Malik Jackson (Jax.) | 8.0 |

MOST PASSES DEFENSED

NFL DEFENSIVE TACKLES SINCE 2015

| | |
|------------------|----|
| Ndamukong Suh | 17 |
| Malik Jackson | 15 |
| Jordan Phillips | 14 |
| A'Shawn Robinson | 13 |
| Cameron Heyward | 12 |
| David Irving | 12 |

Since 2015, Jackson ranks 9th among NFL DTs in sacks (23.0) and TFLs (36).

CAREER HIGHLIGHTS

- Named to his first career **Pro Bowl** after ranking 5th among NFL DTs with a career-high 8.0 sacks during the 2017 season
- Played a key role on the Broncos' **Super Bowl 50**-winning defense in 2015. Recovered a fumble by Panthers QB **Cam Newton** and returned it for a TD in the first quarter of **Super Bowl 50**



CAREER STATISTICS

| Year | Team | GP/S | TACKLES | | | | | PASS DEFENSE | | | | | | FUMBLES | | | DEF SNAPS | |
|---------------|--------------|---------------|------------|------------|-----------|-----------|-------------|--------------|----------|-----------|----------|-----------|------------|----------|----------|-----------|------------|------------|
| | | | Total | Solo | Asst | TFL | Sacks | Int | Yds | Lg | TD | PD | QPH | FF | FR | Yds | No | Pct |
| 2012 | Denver | 14/0 | 5 | 3 | 2 | 0 | 0.0 | 0 | 0 | -- | 0 | 0 | 4 | 0 | 0 | 0 | 113 | 11% |
| 2013 | Denver | 16/5 | 42 | 30 | 12 | 11 | 6.0 | 0 | 0 | -- | 0 | 4 | 43 | 1 | 0 | 0 | 591 | 52% |
| 2014 | Denver | 16/3 | 42 | 33 | 9 | 8 | 3.0 | 0 | 0 | -- | 0 | 4 | 41 | 1 | 0 | 0 | 565 | 52% |
| 2015 | Denver | 16/16 | 45 | 34 | 11 | 8 | 5.0 | 0 | 0 | -- | 0 | 7 | 51 | 0 | 2 | -2 | 824 | 75% |
| 2016 | Jacksonville | 16/16 | 33 | 28 | 5 | 11 | 6.5 | 0 | 0 | -- | 0 | 4 | 33 | 0 | 1 | 0 | 717 | 67% |
| 2017 | Jacksonville | 16/16 | 40 | 31 | 9 | 10 | 8.0 | 0 | 0 | -- | 0 | 3 | 31 | 4 | 0 | 0 | 756 | 73% |
| 2018 | Jacksonville | 16/10 | 32 | 25 | 7 | 7 | 3.5 | 0 | 0 | -- | 0 | 1 | 21 | 0 | 0 | 0 | 628 | 61% |
| Totals | | 110/66 | 239 | 184 | 55 | 55 | 32.0 | 0 | 0 | -- | 0 | 23 | 224 | 6 | 3 | -2 | --- | --- |

PLAYOFFS

| | | | | | | | | | | | | | | | | | | |
|---------------|--------------|--------------|-----------|-----------|----------|----------|------------|----------|----------|-----------|----------|----------|-----------|----------|----------|----------|------------|------------|
| 2012 | Denver | 1/0 | 0 | 0 | 0 | 0 | 0.0 | 0 | 0 | -- | 0 | 0 | 0 | 0 | 0 | 0 | 3 | 4% |
| 2013 | Denver | 3/3 | 8 | 7 | 1 | 1 | 1.0 | 0 | 0 | -- | 0 | 2 | 3 | 0 | 0 | 0 | 123 | 72% |
| 2014 | Denver | 1/1 | 4 | 1 | 3 | 0 | 0.0 | 0 | 0 | -- | 0 | 0 | 5 | 0 | 0 | 0 | 45 | 60% |
| 2015 | Denver | 3/3 | 9 | 8 | 1 | 1 | 0.0 | 0 | 0 | -- | 0 | 0 | 13 | 0 | 1 | 0 | 174 | 77% |
| 2017 | Jacksonville | 3/3 | 8 | 6 | 2 | 3 | 1.0 | 0 | 0 | -- | 0 | 1 | 15 | 0 | 0 | 0 | 166 | 76% |
| Totals | | 11/10 | 29 | 22 | 7 | 5 | 2.0 | 0 | 0 | -- | 0 | 3 | 36 | 0 | 1 | 0 | --- | --- |

ADDITIONAL STATISTICS

Postseason Fumble Recovery TD: 2/7/16 vs. Carolina (**Super Bowl 50**) (Cam Newton fumble forced by Von Miller)

CAREER HIGHS

| | | |
|----------------|-----|-----------------------------|
| Tackles | 7 | 10/13/13 vs. Jax. |
| Sacks | 2.0 | 3x, last: 1/1/17 at Ind. |
| INTs | -- | --- |
| PDs | 2 | 6x, last: 12/13/15 vs. Oak. |
| FFs | 1 | 6x, last: 12/17/17 vs. Hou. |
| FRs | 1 | 4x, last: 12/11/16 vs. Min. |

MULTI-SACK GAMES (6)

| Date | Opponent | Yds |
|----------|-------------------------------------|-----|
| 1/1/17 | at Indianapolis Colts (L, 20-24) | 2.0 |
| 11/27/16 | at Buffalo Bills (L, 21-28) | 2.0 |
| 10/13/13 | vs. Jacksonville Jaguars (W, 35-19) | 2.0 |
| 12/30/18 | at Houston Texans (L, 3-20) | 1.5 |
| 10/22/17 | at Indianapolis Colts (W, 27-0) | 1.5 |
| 12/20/15 | at Pittsburgh Steelers (L, 27-34) | 1.5 |



NOTES TO KNOW

- Leads all NFL DTs with a combined 121 regular-season and postseason games played since 2012. Has appeared in 106 consecutive games, which marks the 2nd-longest active streak by a NFL DT, trailing only **Ndamukong Suh** (115)
- Since 2015, ranks 2nd among NFL DTs with 15 PDs, behind **Ndamukong Suh** (17). Also ranks 9th among NFL DTs in sacks (23.0) and TFLs (36) in that span

SEASON HIGHLIGHTS

2018 - JACKSONVILLE JAGUARS (16/10)

- Registered 32 tackles (25 solo), 7 TFLs, 3.5 sacks and 1 PD for a Jaguars defense that ranked 5th in the NFL in total yards allowed per game (311.4)

2017 - JACKSONVILLE JAGUARS (16/16, 3/3)

- Earned his first career **Pro Bowl** nod after ranking 5th among NFL DTs with a career-high 8.0 sacks, trailing only **Cameron Heyward** (12.0), **Aaron Donald** (11.0), **Geno Atkins** (9.0) and **Akiem Hicks** (8.5). Also ranked 2nd among NFL DTs with a career-high 4 FFs, behind Donald (5)
- Anchored a unit that led all NFL defensive lines in sacks (48.5), FFs (16), hurries (118) and total pressures (202)
- Helped the Jaguars reach their first AFC Championship Game since the 1999 playoffs. Totaled 8 tackles (6 solo), 3 TFLs, 1.0 sack and 1 PD in 3 postseason games

2016 - JACKSONVILLE JAGUARS (16/16)

- Tied for the 5th-most sacks (6.5, 2nd-most on the team) by an NFL DT, behind **Geno Atkins** (9.0), **Aaron Donald** (8.0), **Akiem Hicks** (7.0) and **Gerald McCoy** (7.0)



2018 GAME-BY-GAME STATISTICS (JAX)

| Date | Opp | GP/S | Tot | Solo | Sk | Int | PD | FF | FR | Snaps | Pct |
|---------------|--------|------|--------------|-----------|-----------|------------|----------|----------|----------|------------|------------|
| Sep 9 | at NYG | W | 1/1 | 4 | 1 | 0.0 | 0 | 0 | 0 | 55 | 78% |
| Sep 16 | NE | W | 1/1 | 1 | 1 | 0.0 | 0 | 0 | 0 | 43 | 71% |
| Sep 23 | Ten | L | 1/1 | 3 | 3 | 0.0 | 0 | 0 | 0 | 43 | 69% |
| Sep 30 | NYJ | W | 1/1 | 3 | 3 | 1.0 | 0 | 0 | 0 | 42 | 75% |
| Oct 7 | at KC | L | 1/1 | 1 | 1 | 0.0 | 0 | 0 | 0 | 45 | 64% |
| Oct 14 | at Dal | L | 1/1 | 4 | 4 | 0.0 | 0 | 0 | 0 | 49 | 67% |
| Oct 21 | Hou | L | 1/1 | 2 | 2 | 0.0 | 0 | 0 | 0 | 52 | 81% |
| Oct 28 | Phi | L | 1/1 | 1 | 0 | 0.0 | 0 | 1 | 0 | 50 | 81% |
| Nov 11 | at Ind | L | 1/1 | 2 | 2 | 0.0 | 0 | 0 | 0 | 36 | 66% |
| Nov 18 | Pit | L | 1/0 | 0 | 0 | 0.0 | 0 | 0 | 0 | 33 | 51% |
| Nov 25 | at Buf | L | 1/1 | 3 | 3 | 0.0 | 0 | 0 | 0 | 37 | 64% |
| Dec 2 | Ind | W | 1/0 | 1 | 1 | 0.0 | 0 | 0 | 0 | 46 | 61 |
| Dec 6 | at Ten | L | 1/0 | 2 | 0 | 0.0 | 0 | 0 | 0 | 36 | 60% |
| Dec 16 | Was | L | 1/0 | 0 | 0 | 0.0 | 0 | 0 | 0 | 24 | 35% |
| Dec 23 | at Mia | W | 1/0 | 1 | 1 | 1.0 | 0 | 0 | 0 | 11 | 24% |
| Dec 30 | at Hou | L | 1/0 | 4 | 3 | 1.5 | 0 | 0 | 0 | 26 | 34% |
| Totals | | | 16/10 | 32 | 25 | 3.5 | 0 | 1 | 0 | 628 | 61% |

2017 GAME-BY-GAME STATISTICS (JAX)

| Date | Opp | GP/S | Tot | Solo | Sk | Int | PD | FF | FR | Snaps | Pct |
|---------------|--------|------|--------------|-----------|-----------|------------|----------|----------|----------|------------|------------|
| Sep 10 | at Hou | W | 1/1 | 3 | 3 | 1.0 | 0 | 1 | 0 | 58 | 73% |
| Sep 17 | Ten | L | 1/1 | 2 | 2 | 0.0 | 0 | 0 | 0 | 45 | 66% |
| Sep 24 | Bal | W | 1/1 | 2 | 1 | 0.5 | 0 | 0 | 0 | 29 | 50% |
| Oct 1 | at NYJ | L | 1/1 | 1 | 1 | 0.0 | 0 | 0 | 0 | 64 | 91% |
| Oct 8 | at Pit | W | 1/1 | 0 | 0 | 0.0 | 0 | 0 | 0 | 56 | 70% |
| Oct 15 | LAR | L | 1/1 | 3 | 3 | 0.0 | 0 | 0 | 0 | 42 | 72% |
| Oct 22 | at Ind | W | 1/1 | 3 | 2 | 1.5 | 0 | 1 | 0 | 41 | 61% |
| Nov 5 | Cin | W | 1/1 | 2 | 2 | 1.0 | 0 | 0 | 0 | 30 | 77% |
| Nov 12 | LAC | W | 1/1 | 4 | 3 | 0.0 | 0 | 1 | 0 | 57 | 83% |
| Nov 19 | at Cle | W | 1/1 | 3 | 3 | 1.0 | 0 | 1 | 0 | 44 | 80% |
| Nov 26 | at Ari | L | 1/1 | 2 | 2 | 0.0 | 0 | 0 | 0 | 48 | 66% |
| Dec 3 | Ind | W | 1/1 | 2 | 1 | 1.0 | 0 | 1 | 0 | 53 | 77% |
| Dec 10 | Sea | W | 1/1 | 3 | 2 | 1.0 | 0 | 0 | 0 | 47 | 76% |
| Dec 17 | Hou | W | 1/1 | 1 | 1 | 1.0 | 0 | 1 | 0 | 34 | 60% |
| Dec 24 | at SF | L | 1/1 | 3 | 3 | 0.0 | 0 | 1 | 0 | 56 | 85% |
| Dec 31 | at Ten | L | 1/1 | 6 | 2 | 0.0 | 0 | 0 | 0 | 52 | 80% |
| Totals | | | 16/16 | 40 | 31 | 8.0 | 0 | 3 | 4 | 756 | 73% |

PLAYOFFS

| | | | | | | | | | | | |
|---------------|--------|---|------------|----------|----------|------------|----------|----------|----------|------------|------------|
| Jan 7 | Buf | W | 1/1 | 1 | 1 | 1.0 | 0 | 1 | 0 | 60 | 78% |
| Jan 14 | at Pit | W | 1/1 | 6 | 4 | 0.0 | 0 | 0 | 0 | 57 | 73% |
| Jan 21 | at NE | L | 1/1 | 1 | 1 | 0.0 | 0 | 0 | 0 | 49 | 77% |
| Totals | | | 3/3 | 8 | 6 | 1.0 | 0 | 1 | 0 | 166 | 76% |

SEASON HIGHLIGHTS (Continued)

- Also ranked T-5th among NFL DTs with a career-high-tying 11 TFLs, trailing only **Aaron Donald** (17), **Geno Atkins** (13), **Sheldon Richardson** (13) and **Kawann Short** (12)

2015 - DENVER BRONCOS (16/16, 3/3)

- Played a key role on the Broncos' **Super Bowl 50**-winning defense. Finished the regular season with career highs in tackles (45), PDs (7) and FRs (2). Also logged 9 tackles (8 solo), 1 TFL and 1 FR in the playoffs
- Recovered a fumble by Panthers QB **Cam Newton** (forced by **Von Miller**) and returned it for his first career TD in **Super Bowl 50** vs. Carolina (2/7/16)

2014 - DENVER BRONCOS (16/3, 1/1)

- Posted 42 tackles (33 solo), 8 TFLs, 3.0 sacks, 4 PDs and 1 FF for a Broncos unit that ranked 2nd in the NFL in rushing defense (79.8 ypg) and 3rd in total defense (305.2 ypg)

2013 - DENVER BRONCOS (16/5, 3/3)

- Finished with 42 tackles (30 solo), including a career-high 11 TFLs, along with 6.0 sacks, 4 PDs and 1 FF in the regular season. Added 8 tackles (7 solo), 1.0 sack and 2 PDs in 3 playoff games, including **Super Bowl XLVIII**

2012 - DENVER BRONCOS (14/0, 1/0)

- Played in a combined 15 regular-season and postseason games as a rookie, totaling 5 tackles (3 solo)



MALIK'S GIFTS

Jackson's foundation, **Malik's Gifts**, serves as an all-encompassing support network for veterans, students, families and animal rescue missions.

Jackson has hosted football camps for children from the military community, events honoring widows of service members who died serving their country, and movie nights for military families facing injury, loss and deployment. Jackson, who has a passion for animals, also paid the adoption fees for 181 pets in 2017.

In 2017, Jackson was named the Jaguars' nominee for the **Walter Payton Man of the Year Award**, which recognizes NFL players for excellence both on and off the field. He was also selected as the club's 2017 and 2018 nominee for the **Salute to Service Award** for demonstrating an exemplary commitment to honoring and supporting the military community.



@TheMalikJackson



@themalikjackson

WR ALSHON JEFFERY 17



6-3 | 218 🇺🇸 **8th Year**
DOB: Feb. 14, 1990 (Age 29)

**St. Matthews,
 South Carolina**



**Calhoun County
 High School**



South Carolina
D2-12 (45th overall)
by Chicago
Acquired: FA-Chi-17



One of the top free agent signings of the 2017 offseason, **Alshon Jeffery** ranks 6th among NFL WRs in receiving TDs (15) and T-3rd in red zone TDs (13) since joining the Eagles. In 2018, the veteran wideout posted a career-high catch rate (70.7%) as well as his most receptions (65) and receiving yards (843) since 2014, despite missing the first 3 games of the season.

MOST RECEIVING TDs

NFL WIDE RECEIVERS SINCE 2017

| | |
|-----------------|----|
| DeAndre Hopkins | 24 |
| Antonio Brown | 24 |
| Davante Adams | 23 |
| Tyreek Hill | 19 |
| Stefon Diggs | 17 |
| Alshon Jeffery | 15 |

MOST RED ZONE TDs

NFL WIDE RECEIVERS SINCE 2017

| | |
|----------------------|----|
| Davante Adams | 19 |
| DeAndre Hopkins | 15 |
| Alshon Jeffery | 13 |
| Stefon Diggs | 13 |
| Several players tied | 12 |

THREE-STEP DROP

First job: Doing inventory at a kids store at the mall

Desired talent: Ability to sing

If he could play another sport, what position/team: Point guard or shooting guard, Chicago Bulls

Best player he ever lined up against: "Myself, because you have to beat yourself first before you do anything else."

Player he models his game after: Randy Moss

Favorite movie: Friday

Favorite TV shows: Power and Game of Thrones

Favorite meal: Lasagna

Three favorite throwback jerseys: Michael Jordan, Chicago Bulls; Penny Hardaway, Orlando Magic; Kobe Bryant, Los Angeles Lakers

CAREER HIGHLIGHTS

- Led the Eagles with 219 receiving yards and 3 TDs during the team's **Super Bowl LII**-winning playoff run. Both totals marked franchise records for receiving yards and receiving TDs in a single postseason
- Caught 3 passes for 73 yards (24.3 avg.) in **Super Bowl LII** at NE (2/4/18), including a 34-yard TD from QB **Nick Foles** that gave the Eagles a 9-3 lead in the first quarter

SEASON HIGHLIGHTS

2018 - PHILADELPHIA EAGLES (13/13, 2/2)

- Led the Eagles with 6 receptions (playoff career high) and 82 receiving yards (13.7 avg.) in the 16-15 win at Chi. (1/6/19) in the Wild Card Round



CAREER STATISTICS

| Year | Team | GP/S | RECEIVING | | | | | OFF SNAPS | |
|---------------|--------------|--------------|------------|--------------|-------------|------------|-----------|------------|------------|
| | | | Rec | Yds | Avg | Lg | TD | No | Pct |
| 2012 | Chicago | 10/6 | 24 | 367 | 15.3 | 55 | 3 | 431 | 41% |
| 2013 | Chicago | 16/14 | 89 | 1,421 | 16.0 | 80t | 7 | 963 | 91% |
| 2014 | Chicago | 16/16 | 85 | 1,133 | 13.3 | 74 | 10 | 957 | 90% |
| 2015 | Chicago | 9/8 | 54 | 807 | 14.9 | 50 | 4 | 502 | 46% |
| 2016 | Chicago | 12/12 | 52 | 821 | 15.8 | 54 | 2 | 692 | 69% |
| 2017 | Philadelphia | 16/16 | 57 | 789 | 13.8 | 53t | 9 | 927 | 82% |
| 2018 | Philadelphia | 13/13 | 65 | 843 | 13.0 | 52 | 6 | 770 | 71% |
| Totals | | 92/85 | 426 | 6,181 | 14.5 | 80t | 41 | --- | --- |

PLAYOFFS

| | | | | | | | | | |
|---------------|--------------|------------|-----------|------------|-------------|------------|----------|------------|------------|
| 2017 | Philadelphia | 3/3 | 12 | 219 | 18.3 | 53t | 3 | 184 | 89% |
| 2018 | Philadelphia | 2/2 | 11 | 145 | 13.2 | 30 | 0 | 111 | 93% |
| Totals | | 5/5 | 23 | 364 | 15.8 | 53t | 3 | --- | --- |

ADDITIONAL STATISTICS

Fumbles/Lost: 6/1 - 2018 (1/0), 2015 (1/0), 2014 (1/0), 2013 (3/1)

2-Point Conversions: 3 (all receiving) - 9/10/17 at Was., 10/29/17 vs. SF, 11/19/17 at Dal. **Rushing:** 22-138 - 2014 (6-33), 2013 (16-105)

Pass Defensed: 1 - 10/29/17 vs. SF



SEASON HIGHLIGHTS (Continued)

- Caught a 2-yard TD pass from **Nick Foles** in the 24-0 playoff-clinching victory at Was. (12/30/18). The score capped a 19-play, 87-yard drive that lasted 11:49, marking the Eagles' longest drive by plays since 9/7/97 vs. Green Bay (also 19 plays) (longest TD drive by NFL team since 2014)
- Posted 82 yards on 3 receptions (27.3 avg.) in the 32-30 win vs. Hou. (12/23/18), including a season-long 52-yard reception in the third quarter. Became the first Eagle to record 50+ yard receptions in back-to-back games since **Jeremy Maclin** from 10/26/14-11/2/14
- Recorded 8 receptions for a season-high 160 yards (20.0 avg.) in the 30-23 win at LAR (12/16/18). His 160 receiving yards are his most as an Eagle and the 3rd-most of his NFL career, behind 12/1/13 at Minnesota with Chicago (249 yards) and 10/6/13 vs. New Orleans with Chicago (218 yards)
- Caught 7 passes for 88 yards (12.6 avg.) vs. Car. (10/21/18), including an 11-yard TD
- Totaled a season-high-tying 8 catches for 73 yards and 2 TDs in the 34-13 win at NYG (10/11/18). Marked his 5th career multi-TD game and first since the 2017 NFC Championship
- Produced his 14th career 100+ yard game (first as an Eagle) after logging 8 receptions for 105 yards and 1 TD in his season debut at Ten. (9/30/18)

CAREER HIGHS

| | | |
|------------------------|-----|------------------------------------|
| Receptions | 12 | 12/1/13 at Min. |
| Receiving Yards | 249 | 12/1/13 at Min. |
| Receiving Long | 80t | 12/1/13 at Min. |
| Receiving TDs | 2 | 4x, last: 1/21/18 vs. Min. (Conf.) |



BIRDSEED

Jeffery attended Calhoun County (SC) High School, where he was named first-team all-state as a defensive back. As a senior, he caught 35 passes for 740 yards and 14 TDs, averaged 65 yards on kickoff returns and 35 yards on punt returns with 3 TDs and totaled 50 tackles on defense. Jeffery, who was also a standout basketball player, helped lead Calhoun County to four state titles.



@TheWorldof_AJ



@calhounpresident



| 2018 GAME-BY-GAME STATISTICS (PHI) | | | | | | | | | | |
|------------------------------------|--------|------|--------------|---------------------|------------|-------------|-----------|----------|------------|------------|
| Date | Opp | GP/S | RECEIVING | | | | | SNAPS | | |
| | | | Rec | Yds | Avg | Lg | TD | No | Pct | |
| Sep 6 | Atl | W | 0/0 | INACTIVE (SHOULDER) | | | | | | |
| Sep 16 | at TB | L | 0/0 | INACTIVE (SHOULDER) | | | | | | |
| Sep 23 | Ind | W | 0/0 | INACTIVE (SHOULDER) | | | | | | |
| Sep 30 | at Ten | L | 1/1 | 8 | 105 | 13.1 | 31 | 1 | 65 | 21% |
| Oct 7 | Min | L | 1/1 | 2 | 39 | 19.5 | 31 | 0 | 54 | 92% |
| Oct 11 | at NYG | W | 1/1 | 8 | 74 | 9.3 | 17 | 2 | 59 | 83% |
| Oct 21 | Car | L | 1/1 | 7 | 88 | 12.6 | 29 | 1 | 64 | 96% |
| Oct 28 | at Jax | W | 1/1 | 4 | 35 | 8.8 | 13 | 0 | 54 | 87% |
| Nov 11 | Dal | L | 1/1 | 4 | 48 | 12.0 | 17 | 0 | 60 | 97% |
| Nov 18 | at NO | L | 1/1 | 4 | 33 | 8.3 | 12 | 0 | 51 | 100% |
| Nov 25 | NYG | W | 1/1 | 3 | 39 | 13.0 | 21 | 0 | 64 | 98% |
| Dec 3 | Was | W | 1/1 | 3 | 31 | 10.3 | 16 | 0 | 66 | 88% |
| Dec 9 | at Dal | L | 1/1 | 6 | 50 | 8.3 | 12 | 1 | 51 | 98% |
| Dec 16 | at LAR | W | 1/1 | 8 | 160 | 20.0 | 50 | 0 | 64 | 100% |
| Dec 23 | Hou | W | 1/1 | 3 | 82 | 27.3 | 52 | 0 | 61 | 74% |
| Dec 30 | at Was | W | 1/1 | 5 | 59 | 11.8 | 19 | 1 | 57 | 80% |
| Totals | | | 13/13 | 65 | 843 | 13.0 | 52 | 6 | 770 | 71% |
| PLAYOFFS | | | | | | | | | | |
| Jan 6 | at Chi | W | 1/1 | 6 | 82 | 13.7 | 30 | 0 | 66 | 97% |
| Jan 13 | at NO | L | 1/1 | 5 | 63 | 12.6 | 30 | 0 | 45 | 88% |
| Totals | | | 2/2 | 11 | 145 | 13.2 | 30 | 0 | 111 | 93% |

| 2017 GAME-BY-GAME STATISTICS (PHI) | | | | | | | | | | |
|------------------------------------|--------|------|--------------|-----------|------------|-------------|------------|----------|------------|------------|
| Date | Opp | GP/S | RECEIVING | | | | | SNAPS | | |
| | | | Rec | Yds | Avg | Lg | TD | No | Pct | |
| Sep 10 | at Was | W | 1/1 | 3 | 38 | 12.7 | 24 | 0 | 60 | 88% |
| Sep 17 | at KC | L | 1/1 | 7 | 92 | 13.1 | 18 | 1 | 61 | 85% |
| Sep 24 | NYG | W | 1/1 | 4 | 56 | 14.0 | 19 | 0 | 67 | 88% |
| Oct 1 | at LAC | W | 1/1 | 3 | 29 | 9.7 | 13 | 1 | 68 | 86% |
| Oct 8 | Ari | W | 1/1 | 3 | 31 | 10.3 | 16 | 0 | 53 | 79% |
| Oct 12 | at Car | W | 1/1 | 4 | 71 | 17.8 | 37 | 0 | 56 | 90% |
| Oct 23 | Was | W | 1/1 | 2 | 37 | 18.5 | 24 | 0 | 53 | 82% |
| Oct 29 | SF | W | 1/1 | 2 | 62 | 31.0 | 53t | 1 | 48 | 69% |
| Nov 5 | Den | W | 1/1 | 6 | 84 | 14.0 | 32t | 2 | 49 | 71% |
| Nov 19 | at Dal | W | 1/1 | 4 | 67 | 16.8 | 22 | 1 | 47 | 73% |
| Nov 26 | Chi | W | 1/1 | 5 | 52 | 10.4 | 16 | 1 | 67 | 86% |
| Dec 3 | at Sea | L | 1/1 | 4 | 61 | 15.3 | 23 | 0 | 70 | 93% |
| Dec 10 | at LAR | W | 1/1 | 5 | 52 | 10.4 | 15 | 1 | 86 | 95% |
| Dec 17 | at NYG | W | 1/1 | 4 | 49 | 12.3 | 19 | 1 | 61 | 90% |
| Dec 25 | Oak | W | 1/1 | 0 | 0 | --- | --- | 0 | 63 | 93% |
| Dec 31 | Dal | L | 1/1 | 1 | 8 | 8.0 | 8 | 0 | 18 | 31% |
| Totals | | | 16/16 | 57 | 789 | 13.8 | 53t | 9 | 927 | 82% |
| PLAYOFFS | | | | | | | | | | |
| Jan 13 | Atl | W | 1/1 | 4 | 61 | 15.3 | 21 | 0 | 56 | 84% |
| Jan 21 | Min | W | 1/1 | 5 | 85 | 17.0 | 53t | 2 | 59 | 91% |
| Feb 4 | at NE | W | 1/1 | 3 | 73 | 24.3 | 34t | 1 | 69 | 92% |
| Totals | | | 3/3 | 12 | 219 | 18.3 | 53t | 3 | 184 | 89% |

SEASON HIGHLIGHTS (Continued)

2017 - PHILADELPHIA EAGLES (16/16, 3/3)

- Led the Eagles with 219 receiving yards and 3 TDs during the team's **Super Bowl LII**-winning playoff run. Both totals marked franchise records for receiving yards and receiving TDs in a single postseason
- Caught 3 passes for 73 yards (24.3 avg.) in **Super Bowl LII** at NE (2/4/18), including a 34-yard TD from QB **Nick Foles** that gave the Eagles a 9-3 lead in the first quarter. Became the first Eagle since **Fred Barnett** in 1992 to record multiple 30+ yard TD catches in the same postseason
- Recorded 5 receptions for 85 yards and 2 TDs (53 and 5 yards) in the NFC Championship vs. Min. (1/21/18)
- Led the Eagles offense with 61 receiving yards in the Divisional Playoff vs. Atl. (1/13/18)
- Finished with a team-high 9 receiving TDs, which marks the 2nd-highest total of his career. His 9 receiving TDs also tied for the 4th-most in the NFL, trailing only **DeAndre Hopkins** (13), **Davante Adams** (10) and **Jimmy Graham** (10)
- Converted the most 2-point conversions (3, all receiving) in a single season since **Reggie Bush** in 2007 (also 3)

2016 - CHICAGO BEARS (12/12)

- Led the Bears in yards per reception (15.8) and receiving yards per game (68.4) (min. 20 receptions)



S MALCOLM JENKINS 27



6-0 | 204  **11th Year**
DOB: Dec. 20, 1987 (Age 31)

Piscataway, New Jersey 
Piscataway High School



Ohio State
D1-09 (14th overall)
by New Orleans
Acquired: FA-NO-14

AP
2010



Malcolm Jenkins signed with Philadelphia in 2014 and has emerged as a pillar in the Eagles locker room, earning three Pro Bowl nods while also leading the team's Super Bowl LII-winning defense. Jenkins is one of only five NFL players to record 6+ INT-TDs since he entered the league with New Orleans in 2009.

MOST INT-TDs

NFL PLAYERS SINCE 2009

| | |
|-----------------|----|
| Aqib Talib | 10 |
| Janoris Jenkins | 7 |
| Malcolm Jenkins | 6 |
| Jonathan Joseph | 6 |
| Charles Tillman | 6 |

NFL PLAYERS SINCE 2014

| | |
|------------------|---|
| Aqib Talib | 6 |
| Malcolm Jenkins | 4 |
| William Gay | 4 |
| Janoris Jenkins | 4 |
| Trumaine Johnson | 4 |

EAGLES ALL-TIME HISTORY

| | |
|-------------------------|---|
| Eric Allen (1988-94) | 5 |
| Malcolm Jenkins (2014-) | 4 |
| Sheldon Brown (2002-09) | 3 |
| Lito Sheppard (2002-08) | 3 |
| Joe Scarpati (1964-69) | 3 |

MOST TACKLES

EAGLES PLAYERS IN 2018

| | |
|-----|------------------|
| 136 | Malcolm Jenkins* |
| 97 | Nigel Bradham |
| 89 | Jordan Hicks |
| 82 | Corey Graham |

* Career high

THREE-STEP DROP

First job: Working in the township parks department in high school

Favorite movie: *School Daze*

If he could play another sport, what position/team: Anchor for the U.S. Olympic track team in the 4x4 relay

Best player he has lined up against: Former Lions WR Calvin Johnson

Favorite athlete growing up: Ray Lewis

Three favorite throwback jerseys: Joe Namath, New York Jets; Sean Taylor, Washington Redskins; Michael Jordan, UNC

CAREER HIGHLIGHTS

- A member of two Super Bowl-winning teams with New Orleans in 2009 (XLIV) and Philadelphia in 2017 (LII)
- Earned Pro Bowl honors following the 2015, 2017 and 2018 seasons with the Eagles and was also named second-team All-Pro by the Associated Press in 2010 with the Saints


NOTES TO KNOW

- Is one of just five NFL players (only safety) with 6 INT-TDs since he entered the league with New Orleans in 2009, joining Aqib Talib (10), Janoris Jenkins (7), Jonathan Joseph (6) and Charles Tillman (6)



HUMBLE BEGINNINGS

For a player who won a Super Bowl and played in a Pro Bowl, Jenkins' career did not exactly begin in a blaze of glory. Jenkins was originally a 9-year-old, back-up guard for the Piscataway Braves of his Pop Warner squad in New Jersey. Jenkins recalled that he played just seven plays per game that was mandatory for all players in that league. "All I remember is that I got my seven plays in and from there it was a race to get the free hot dog."



MALCOLM JENKINS FOUNDATION

Launched in 2010, the **Malcolm Jenkins Foundation** aims to provide resources, experiences and opportunities for the underserved youth. The organization's goal is to inspire and create positive change in the lives of children. Said Jenkins, "For as much as I have been given in life, I feel obligated to give children the guidance, experience and an opportunity. And then watch them take off." For more info, please visit TheMalcolmJenkinsFoundation.org.



CELEBRITY FAMILY FEUD

In 2016, Jenkins participated in a NFL version of *Celebrity Family Feud* hosted by Steve Harvey, which aired on July 3. Jenkins and the rest of the NFC defense defeated the AFC offense and collected \$25,000 for Got Your 6 charity.

THE WALKING DEAD

After reading *The Zombie Survival Guide* by Max Brooks, Jenkins began collecting an array of different survival tools in what he describes as a "half-hearted attempt at doomsday prepping." Jenkins' favorite TV show is *The Walking Dead*.

BIRDSEED

Jenkins is the son of Willie Lee and Gwendolyn V. Jenkins. His dad is a software engineer for Comcast and his mom is the president of the Malcolm Jenkins Foundation. Jenkins was a leader in the Omega Psi Phi fraternity at Ohio State, graduating with a bachelor's degree in communications.

STYLIN' IN THE SECONDARY

Jenkins has immersed himself in the world of fashion and, more specifically, the bow tie. At the suggestion from his wife, Morrissa, Jenkins launched his own company, **Rock Avenue Bow Ties**, which specializes in the design and creation of neck wear and pocket squares and encourages self expression in its customers. For more info, visit rockavenuebowties.com.



During the 2017 offseason, Jenkins opened his own custom suite store in Philadelphia, **Damari Savile**.

MOTIVATING VOICES

Jenkins credits many for helping him get to where he is today, but he singled out three people: his father, Lee Jenkins; his high school football and track coach, Larry Lester; and his college coach, Jim Tressel. "My father's best advice was, 'You don't know what you don't know,' meaning you constantly need to learn more. Larry Lester taught me how to prepare and how to train. We'd sometimes be the only two people on the field on a weekend, just trying to get myself better. And Coach Tressel taught me about integrity and how to be a pro before I even became a pro."

BYRON 'WHIZZER' WHITE AWARD

In February 2017, Jenkins was announced as the recipient of the NFLPA's Byron "Whizzer" White Award for his outstanding charitable efforts off the field. As the winner, Jenkins received \$100,000 to donate to the charity of his choice. Jenkins joined Brian Dawkins, Troy Vincent and Reggie White as Eagles who have won the Byron "Whizzer" White Award. Byron "Whizzer" White led the NFL in rushing yards in 1938 and 1940 and later served as a Supreme Court Justice from 1962-93.

MALCOLM & MORRISA

Jenkins and his wife, Morrissa, have two daughters, Elle and Selah. Malcolm and Morrissa met on Facebook while he was a senior at Ohio State. "She was at Southern Miss, so we talked on Facebook for a while and I just happened to get drafted by the Saints. New Orleans was only an hour and 10 minutes from where she was in Hattiesburg, so we started hanging out and the rest is history."

Morrissa recently started a company called Meaux Moisture (meauxmoisture.com), which sells all-natural body care products. "I give all the credit for my beard to my wife."





CAREER STATISTICS

| Year | Team | GP/S | TACKLES | | | | | PASS DEFENSE | | | | | | FUMBLES | | | DEF SNAPS | |
|---------------|--------------|----------------|------------|------------|------------|-----------|------------|--------------|------------|------------|----------|------------|-----------|-----------|----------|-----------|------------|------------|
| | | | Total | Solo | Asst | TFL | Sacks | Int | Yds | Lg | TD | PD | QPH | FF | FR | Yds | No | Pct |
| 2009 | New Orleans | 14/6 | 55 | 49 | 6 | 0 | 0.0 | 1 | 14 | 14 | 0 | 4 | 2 | 0 | 0 | 0 | N/A | N/A |
| 2010 | New Orleans | 15/15 | 64 | 54 | 10 | 3 | 1.0 | 2 | 105 | 96t | 1 | 12 | 1 | 1 | 2 | 0 | N/A | N/A |
| 2011 | New Orleans | 15/15 | 77 | 63 | 14 | 0 | 1.0 | 0 | 0 | -- | 0 | 9 | 4 | 1 | 1 | 30 | N/A | N/A |
| 2012 | New Orleans | 13/13 | 94 | 65 | 29 | 2 | 0.0 | 1 | 55 | 55t | 1 | 7 | 2 | 0 | 0 | 0 | 873 | 77% |
| 2013 | New Orleans | 14/14 | 68 | 44 | 24 | 4 | 2.5 | 2 | 35 | 31 | 0 | 6 | 3 | 2 | 0 | 0 | 819 | 84% |
| 2014 | Philadelphia | 16/16 | 113 | 68 | 45 | 3 | 0.0 | 3 | 67 | 53t | 1 | 14 | 0 | 0 | 1 | 0 | 1153 | 99% |
| 2015 | Philadelphia | 16/16 | 120 | 92 | 28 | 13 | 0.0 | 2 | 99 | 99t | 1 | 15 | 0 | 3 | 1 | 0 | 1214 | 99% |
| 2016 | Philadelphia | 16/16 | 114 | 82 | 32 | 5 | 1.0 | 3 | 98 | 64t | 2 | 13 | 3 | 0 | 1 | 0 | 1019 | 99% |
| 2017 | Philadelphia | 16/16 | 119 | 83 | 36 | 11 | 1.0 | 2 | 0 | 0 | 0 | 12 | 5 | 1 | 1 | 0 | 948 | 92% |
| 2018 | Philadelphia | 16/16 | 136 | 103 | 33 | 10 | 1.0 | 1 | 25 | 25 | 0 | 11 | 6 | 3 | 1 | 0 | 1039 | 100% |
| Totals | | 151/143 | 960 | 703 | 257 | 51 | 7.5 | 17 | 498 | 99t | 6 | 103 | 26 | 11 | 8 | 30 | --- | --- |

PLAYOFFS

| | | | | | | | | | | | | | | | | | | |
|---------------|--------------|-------------|-----------|-----------|-----------|----------|------------|----------|----------|-----------|----------|----------|----------|----------|----------|----------|------------|------------|
| 2009 | New Orleans | 2/0 | 5 | 5 | 0 | 1 | 0.0 | 0 | 0 | -- | 0 | 1 | 0 | 0 | 0 | 0 | N/A | N/A |
| 2010 | New Orleans | 0/0 | 0 | 0 | 0 | 0 | 0.0 | 0 | 0 | -- | 0 | 0 | 0 | 0 | 0 | 0 | N/A | N/A |
| 2011 | New Orleans | 2/2 | 13 | 12 | 1 | 1 | 1.0 | 0 | 0 | -- | 0 | 1 | 1 | 0 | 0 | 0 | N/A | N/A |
| 2013 | New Orleans | 2/2 | 8 | 4 | 4 | 0 | 0.0 | 0 | 0 | -- | 0 | 0 | 0 | 0 | 0 | 0 | 118 | 100% |
| 2017 | Philadelphia | 3/3 | 21 | 16 | 5 | 0 | 0.0 | 0 | 0 | -- | 0 | 3 | 2 | 0 | 0 | 0 | 206 | 100% |
| 2018 | Philadelphia | 2/2 | 18 | 13 | 5 | 2 | 0.0 | 0 | 0 | -- | 0 | 0 | 0 | 0 | 0 | 0 | 141 | 100% |
| Totals | | 11/9 | 65 | 50 | 15 | 4 | 1.0 | 0 | 0 | -- | 0 | 5 | 3 | 0 | 0 | 0 | --- | --- |

ADDITIONAL STATISTICS

Blocked Field Goals: 2 - 12/17/17 at NYG (**Aldrick Rosas**), 11/25/12 vs. SF (**David Akers**)

Special Teams FFs: 3 - 2014 (1), 2009 (2) **Special Teams FRs:** 1 - 2009 (1) **Lost Fumbles:** 1 - 2017 (1)

Special Teams Tackles: 42 - 2018 (4), 2017 (8), 2016 (3), 2015 (9), 2014 (4), 2013 (1), 2010 (4), 2009 (9)

CAREER HIGHS

| | | |
|----------------|-----|------------------------------|
| Tackles | 14 | 2x, last: 12/16/18 at LAR |
| Sacks | 1.5 | 10/13/13 at NE |
| INTs | 2 | 2x, last: 12/22/16 vs. NYG |
| PDs | 3 | 10x, last: 2/4/18 at NE (SB) |
| FFs | 2 | 9/27/15 at NYJ |
| FRs | 1 | 8x, last: 10/28/18 at Jax. |

SEASON HIGHLIGHTS

2018 - PHILADELPHIA EAGLES (16/16, 2/2)

- Totaled a career-high-tying 14 tackles (10 solo) in the 30-23 victory at LAR (12/16/18). Also registered 2 TFL as well as 1 QB pressure and hit
- Recorded 8 tackles (6 solo), 1 INT, 3 PDs and 1 FF in the 25-22 win vs. NYG (11/25/18). Intercepted Giants QB **Eli Manning** at the PHI 2 and returned the ball 25 yards to the PHI 27 at the end of the second quarter
- Recovered a fumble forced by **Avonte Maddox** and returned the ball 11 yards in the win at Jax. (10/28/18)
- Punched the ball out of Buccaneers WR **Mike Evans**' hands (fumble recovered by **Jordan Hicks**) in the fourth quarter at TB (9/6/18)

2017 - PHILADELPHIA EAGLES (16/16, 3/3)

- Earned his second career **Pro Bowl** nod after finishing the regular season with a team-high 119 tackles, which marked the 2nd-highest total of his career (120 in 2015)
- Led the Eagles with 3 PDs in **Super Bowl LII** at NE (2/4/18), which tied a single-game career high
- With the Raiders threatening to break a 10-10 tie late in the fourth quarter vs. Oak. (12/25/17), ripped the ball away from RB **Jalen Richard** and recovered the fumble





2018 GAME-BY-GAME STATISTICS (PHI)

| Date | Opp | GP/S | Tot | Solo | Sk | Int | PD | FF | FR | Snaps | Pct |
|---------------|--------|------|--------------|------------|------------|------------|----------|-----------|----------|-------------|-------------|
| Sep 6 | Atl | W | 1/1 | 4 | 2 | 0.0 | 0 | 0 | 0 | 70 | 100% |
| Sep 16 | at TB | L | 1/1 | 9 | 5 | 0.0 | 0 | 0 | 1 | 58 | 100% |
| Sep 23 | Ind | W | 1/1 | 5 | 4 | 0.0 | 0 | 2 | 0 | 59 | 100% |
| Sep 30 | at Ten | L | 1/1 | 9 | 8 | 0.0 | 0 | 1 | 0 | 70 | 99% |
| Oct 7 | Min | L | 1/1 | 9 | 7 | 0.0 | 0 | 0 | 0 | 62 | 100% |
| Oct 11 | at NYG | W | 1/1 | 10 | 7 | 0.0 | 0 | 0 | 0 | 65 | 100% |
| Oct 21 | Car | L | 1/1 | 10 | 6 | 0.0 | 0 | 2 | 0 | 59 | 100% |
| Oct 28 | at Jax | W | 1/1 | 7 | 7 | 0.0 | 0 | 2 | 0 | 64 | 100% |
| Nov 11 | Dal | L | 1/1 | 13 | 10 | 0.0 | 0 | 0 | 1 | 69 | 100% |
| Nov 18 | at NO | L | 1/1 | 10 | 8 | 0.0 | 0 | 0 | 0 | 70 | 100% |
| Nov 25 | NYG | W | 1/1 | 8 | 6 | 0.0 | 1 | 3 | 1 | 62 | 100% |
| Dec 3 | Was | W | 1/1 | 4 | 3 | 1.0 | 0 | 0 | 0 | 45 | 100% |
| Dec 9 | at Dal | L | 1/1 | 12 | 10 | 0.0 | 0 | 0 | 0 | 99 | 100% |
| Dec 16 | at LAR | W | 1/1 | 14 | 10 | 0.0 | 0 | 0 | 0 | 76 | 100% |
| Dec 23 | Hou | W | 1/1 | 8 | 6 | 0.0 | 0 | 0 | 0 | 65 | 100% |
| Dec 30 | at Was | W | 1/1 | 4 | 4 | 0.0 | 0 | 1 | 0 | 45 | 100% |
| Totals | | | 16/16 | 136 | 103 | 1.0 | 1 | 11 | 3 | 1039 | 100% |

PLAYOFFS

| | | | | | | | | | | | |
|---------------|--------|---|------------|-----------|-----------|------------|----------|----------|----------|------------|-------------|
| Jan 6 | at Chi | W | 1/1 | 7 | 5 | 0.0 | 0 | 0 | 0 | 64 | 100% |
| Jan 13 | at NO | L | 1/1 | 11 | 8 | 0.0 | 0 | 0 | 0 | 77 | 100% |
| Totals | | | 2/2 | 18 | 13 | 0.0 | 0 | 0 | 0 | 141 | 100% |



TOUCHDOWNS (7)

| Date | Opponent | TDs |
|----------|------------------------------------|-------------|
| 12/6/15 | at New England Patriots (W, 35-28) | 99-yard INT |
| 12/12/10 | vs. St. Louis Rams (W, 31-13) | 96-yard INT |
| 10/16/16 | at Washington Redskins (L, 20-27) | 64-yard INT |
| 11/18/12 | at Oakland Raiders (W, 38-17) | 55-yard INT |
| 9/28/14 | at San Francisco 49ers (L, 21-26) | 53-yard INT |
| 12/22/16 | vs. New York Giants (W, 24-19) | 34-yard INT |
| 12/26/11 | vs. Atlanta Falcons (W, 45-16) | 30-yard FR |

2017 GAME-BY-GAME STATISTICS (PHI)

| Date | Opp | GP/S | Tot | Solo | Sk | Int | PD | FF | FR | Snaps | Pct |
|---------------|--------|------|--------------|------------|-----------|------------|----------|-----------|----------|------------|------------|
| Sep 10 | at Was | W | 1/1 | 6 | 3 | 0.0 | 0 | 1 | 0 | 63 | 100% |
| Sep 17 | at KC | L | 1/1 | 6 | 4 | 0.0 | 0 | 1 | 0 | 53 | 100% |
| Sep 24 | NYG | W | 1/1 | 11 | 6 | 0.0 | 0 | 0 | 0 | 69 | 100% |
| Oct 1 | at LAC | W | 1/1 | 7 | 6 | 0.0 | 0 | 0 | 0 | 57 | 100% |
| Oct 8 | Ari | W | 1/1 | 9 | 5 | 0.0 | 0 | 2 | 0 | 60 | 100% |
| Oct 12 | at Car | W | 1/1 | 10 | 5 | 0.0 | 0 | 1 | 0 | 82 | 100% |
| Oct 23 | Was | W | 1/1 | 13 | 13 | 1.0 | 0 | 0 | 0 | 64 | 100% |
| Oct 29 | SF | W | 1/1 | 8 | 6 | 0.0 | 0 | 1 | 0 | 66 | 100% |
| Nov 5 | Den | W | 1/1 | 8 | 5 | 0.0 | 0 | 2 | 0 | 54 | 84% |
| Nov 19 | at Dal | W | 1/1 | 5 | 4 | 0.0 | 1 | 2 | 0 | 63 | 100% |
| Nov 26 | Chi | W | 1/1 | 4 | 3 | 0.0 | 1 | 1 | 0 | 44 | 80% |
| Dec 3 | at Sea | L | 1/1 | 6 | 6 | 0.0 | 0 | 0 | 0 | 62 | 100% |
| Dec 10 | at LAR | W | 1/1 | 4 | 3 | 0.0 | 0 | 0 | 0 | 48 | 100% |
| Dec 17 | at NYG | W | 1/1 | 10 | 6 | 0.0 | 0 | 1 | 0 | 88 | 100% |
| Dec 25 | Oak | W | 1/1 | 10 | 8 | 0.0 | 0 | 0 | 1 | 69 | 100% |
| Dec 31 | Dal | L | 1/1 | 2 | 0 | 0.0 | 0 | 0 | 0 | 6 | 9% |
| Totals | | | 16/16 | 119 | 83 | 1.0 | 2 | 12 | 1 | 948 | 92% |

PLAYOFFS

| | | | | | | | | | | | |
|---------------|-------|---|------------|-----------|-----------|------------|----------|----------|----------|------------|-------------|
| Jan 13 | Atl | W | 1/1 | 8 | 6 | 0.0 | 0 | 0 | 0 | 63 | 100% |
| Jan 21 | Min | W | 1/1 | 7 | 6 | 0.0 | 0 | 0 | 0 | 67 | 100% |
| Feb 4 | at NE | W | 1/1 | 6 | 4 | 0.0 | 0 | 3 | 0 | 76 | 100% |
| Totals | | | 3/3 | 21 | 16 | 0.0 | 0 | 3 | 0 | 206 | 100% |

SEASON HIGHLIGHTS (Continued)

- Blocked his 2nd career FG in the fourth quarter at NYG (12/17/17) to preserve Philadelphia's lead in an eventual 34-29 win that secured a first-round playoff bye
- Snagged an INT for the 2nd consecutive game when he picked off Bears QB **Mitchell Trubisky** vs. Chi. (11/26/17)
- Registered his first INT of the season in Week 11 at Dal. (11/19/17) when he picked off Cowboys QB **Dak Prescott** in the end zone during the fourth quarter

2016 - PHILADELPHIA EAGLES (16/16)

- Was one of only four NFL players to produce 2 INT-TDs in 2016 (also **Eric Berry**, **Deion Jones** and **Bradley Roby**). Became just the fourth player in Eagles history to record multiple INT-TDs in a single season, joining **Lito Sheppard** (2 in 2004), **Eric Allen** (4 in 1993), **Seth Joyner** (2 in 1992) and **Bibbles Bawel** (2 in 1955)
- Intercepted Giants QB **Eli Manning** twice (1 for TD) vs. NYG (12/22/16), giving him his second-career multi-INT game. Became the first Eagle with 2 INTs and 1 TD in a single game since **Dimitri Patterson** (11/15/10 at Was.). His performance earned him his fourth-career **NFC Defensive Player of the Week** award (second with the Eagles)
- In his 100th career start, became the first player in team history to record an INT-TD in three consecutive seasons after picking off Redskins QB **Kirk Cousins** for a 64-yard score at Was. (10/16/16)



6-2 | 295  **6th Year**
DOB: Sept. 24, 1992 (Age 26)

Lake City, Florida 

Columbia High School



Florida State
D2-14 (48th overall)
by Baltimore
Acquired: T-Bal-17

THREE-STEP DROP

First job: Bag boy at Winn-Dixie

Hobbies: Antique cars.
Owns 1964 and 1972 Chevrolet Impalas

Bucket list:
Learning how to ski

If he could play another sport:
"Every big man dreams of being a point guard. I would've definitely been a point guard if I could've had it my way."

Best players he's lined up against:
Mike and Maurkice Pouncey

Favorite athletes: Muhammad Ali, Mike Tyson, Terrell Owens

Moment left star struck: Meeting Michael Vick after playing the Steelers in 2015

Favorite movie: Next Friday

Favorite TV show: Power

Favorite music: Rick Ross



2017

Originally selected by the Ravens in the 2nd round (48th overall) of the 2014 NFL Draft, **Tim Jernigan** was acquired by the Eagles in a trade with Baltimore during the 2017 off-season. In 2017, Jernigan totaled 33 tackles (21 solo), including a career-high-tying 9 TFLs (T-6th among NFL DTs), 2.5 sacks and 18 QB pressures and hits.

TACKLES FOR LOSS

NFL DEFENSIVE TACKLES IN 2017

| | |
|----------------------|----|
| Aaron Donald (LAR) | 15 |
| Grady Jarrett (Atl.) | 15 |
| Gerald McCoy (TB) | 13 |
| Jurrell Casey (Ten.) | 12 |
| Geno Atkins (Cin.) | 10 |
| Tim Jernigan* (Phi.) | 9 |
| Several players tied | 9 |

EAGLES PLAYERS IN 2017

| | |
|-----------------|----|
| Brandon Graham | 16 |
| Vinny Curry | 13 |
| Malcolm Jenkins | 11 |
| Tim Jernigan* | 9 |
| Derek Barnett | 9 |

*career-high-tying 9 TFLs

SEASON HIGHLIGHTS

2018 - PHILADELPHIA EAGLES (3/3, 2/1)

- Recorded a split-sack of Saints QB **Drew Brees** with **Chris Long** in the Divisional Round matchup at NO (1/13/19)
- Teamed with **Brandon Graham** to take down Bears QB **Mitchell Trubisky** in the 16-15 Wild Card victory at Chi. (1/6/19)

2017 - PHILADELPHIA EAGLES (15/15, 3/3)

- Tied for 6th among NFL DTs with a career-high-tying 9 TFLs, behind **Aaron Donald** (15), **Grady Jarrett** (15), **Gerald McCoy** (13), **Jurrell Casey** (12) and **Geno Atkins** (10)
- Sacked Cowboys QB **Dak Prescott** in the fourth quarter of the 37-9 win at Dal. (11/19/17)





CAREER STATISTICS

| Year | Team | GP/S | TACKLES | | | | | PASS DEFENSE | | | | | | FUMBLES | | | DEF SNAPS | |
|---------------|--------------|--------------|------------|-----------|-----------|-----------|-------------|--------------|----------|----------|----------|----------|-----------|----------|----------|----------|------------|------------|
| | | | Total | Solo | Asst | TFL | Sacks | Int | Yds | Lg | TD | PD | OPH | FF | FR | Yds | No | Pct |
| 2014 | Baltimore | 12/3 | 23 | 11 | 12 | 3 | 4.0 | 0 | 0 | -- | 0 | 0 | 18 | 0 | 0 | 0 | 304 | 28% |
| 2015 | Baltimore | 15/6 | 37 | 18 | 19 | 4 | 4.0 | 0 | 0 | -- | 0 | 0 | 24 | 0 | 0 | 0 | 531 | 50% |
| 2016 | Baltimore | 16/15 | 31 | 16 | 15 | 9 | 5.0 | 1 | 0 | 0 | 0 | 3 | 19 | 0 | 1 | 0 | 630 | 60% |
| 2017 | Philadelphia | 15/15 | 34 | 21 | 13 | 9 | 2.5 | 0 | 0 | -- | 0 | 0 | 18 | 0 | 0 | 0 | 492 | 48% |
| 2018 | Philadelphia | 3/3 | 4 | 3 | 1 | 1 | 0.0 | 0 | 0 | -- | 0 | 0 | 1 | 0 | 0 | 0 | 46 | 4% |
| Totals | | 61/42 | 129 | 69 | 60 | 26 | 15.5 | 1 | 0 | 0 | 0 | 3 | 80 | 0 | 1 | 0 | --- | --- |

PLAYOFFS

| | | | | | | | | | | | | | | | | | | |
|---------------|--------------|------------|-----------|----------|----------|----------|------------|----------|----------|-----------|----------|----------|----------|----------|----------|----------|------------|------------|
| 2014 | Baltimore | 1/0 | 2 | 2 | 0 | 1 | 1.0 | 0 | 0 | -- | 0 | 0 | 2 | 0 | 0 | 0 | 18 | 26% |
| 2017 | Philadelphia | 3/3 | 7 | 2 | 5 | 0 | 0.0 | 0 | 0 | -- | 0 | 0 | 2 | 0 | 0 | 0 | 95 | 46% |
| 2018 | Philadelphia | 2/1 | 4 | 2 | 2 | 1 | 1.0 | 0 | 0 | -- | 0 | 0 | 3 | 0 | 0 | 0 | 58 | 41% |
| Totals | | 6/4 | 13 | 6 | 7 | 2 | 2.0 | 0 | 0 | -- | 0 | 0 | 7 | 0 | 0 | 0 | --- | --- |

CAREER HIGHS

| | | |
|----------------|-----|---------------------------|
| Tackles | 6 | 3x, last: 9/18/16 at Cle. |
| Sacks | 2.0 | 12/14/14 vs. Jax. |
| INTs | 1 | 11/6/16 vs. Pit. |
| PDs | 2 | 9/25/16 at Jax. |
| FFs | -- | --- |
| FRs | 1 | 10/23/16 at NYJ |

SEASON HIGHLIGHTS (Continued)

- Combined with **Brandon Graham** to sack Chiefs QB **Alex Smith** at KC (9/7/17)
- Recorded his first sack as an Eagle against Redskins QB **Kirk Cousins** in the 30-17 win at Was. (9/10/17). Became the first Eagles DL to post a sack in his first game with the team since **Fletcher Cox** on 9/9/12 at Cleveland

2016 - BALTIMORE RAVENS (16/15)

- Produced 31 tackles (16 solo) and registered career highs with 5.0 sacks and 9 TFL
- Intercepted a Steelers QB **Ben Roethlisberger** pass tipped by DT **Brandon Williams** for his first career INT in the 21-14 victory vs. Pit. (11/6/16)
- Recorded his first career fumble recovery and tallied 4 tackles, 2 hurries and 1.0 sack at NYJ (10/23/16)
- Posted 2 tackles, a career-high 2 PDs (one of which led to an INT) and 1.0 sack in the 19-17 win at Jax. (9/25/16)
- Tied his career-high with 6 tackles (4 solo) and notched 1.0 sack, 3 hurries and 2 TFL in a 25-20 win at Cle. (9/18/16)

2015 - BALTIMORE RAVENS (15/6)

- Established a career high with 37 tackles (18 solo) and added 4.0 sacks for a second consecutive season
- Led all Ravens defensive linemen with a career-high-tying 6 tackles at Cin. (1/3/16)
- Posted a career-high 6 tackles (3 solo) vs. KC (12/20/15)



BIRDSEED

Jernigan prepped at Columbia High School (Lake City, FL), where he earned U.S. Army All-American and All-USA first-team defense recognition (*USA Today*), was named to the 2010 All-First Coast first-team (*Florida Times-Union*) and was rated a five-star defensive lineman (*Scout.com*). Jernigan recorded 77 tackles, 32 TFL, 14.0 sacks and 1 INT as a senior, while also scoring 4 goal-line TDs as a short-yardage running back.



2018 GAME-BY-GAME STATISTICS (PHI)

| Date | Opp | GP/S | Tot | Solo | Sk | Int | PD | FF | FR | Snaps | Pct |
|---------------|--------|------|------------|----------|----------|------------|----------|----------|----------|-----------|-----------|
| Sep 6 | Atl | W | 0/0 | | | | | | | | |
| Sep 16 | at TB | L | 0/0 | | | | | | | | |
| Sep 23 | Ind | W | 0/0 | | | | | | | | |
| Sep 30 | at Ten | L | 0/0 | | | | | | | | |
| Oct 7 | Min | L | 0/0 | | | | | | | | |
| Oct 11 | at NYG | W | 0/0 | | | | | | | | |
| Oct 21 | Car | L | 0/0 | | | | | | | | |
| Oct 28 | at Jax | W | 0/0 | | | | | | | | |
| Nov 11 | Dal | L | 0/0 | | | | | | | | |
| Nov 18 | at NO | L | 0/0 | | | | | | | | |
| Nov 25 | NYG | W | 1/1 | 1 | 1 | 0.0 | 0 | 0 | 0 | 20 | 32% |
| Dec 3 | Was | W | 0/0 | | | | | | | | |
| Dec 9 | at Dal | L | 0/0 | | | | | | | | |
| Dec 16 | at LAR | W | 0/0 | | | | | | | | |
| Dec 23 | Hou | W | 1/1 | 2 | 2 | 0.0 | 0 | 0 | 0 | 17 | 26% |
| Dec 30 | at Was | W | 1/1 | 1 | 0 | 0.0 | 0 | 0 | 0 | 9 | 20% |
| Totals | | | 3/3 | 4 | 3 | 0.0 | 0 | 0 | 0 | 46 | 4% |

| PLAYOFFS | | | | | | | | | | | |
|---------------|--------|---|------------|----------|----------|------------|----------|----------|----------|-----------|------------|
| Jan 6 | at Chi | W | 1/1 | 1 | 1 | 0.5 | 0 | 0 | 0 | 22 | 34% |
| Jan 13 | at NO | L | 1/0 | 3 | 1 | 0.5 | 0 | 0 | 0 | 36 | 47% |
| Totals | | | 2/1 | 4 | 2 | 1.0 | 0 | 0 | 0 | 58 | 41% |



SEASON HIGHLIGHTS (Continued)

2014 - BALTIMORE RAVENS (12/3, 1/0)

- Contributed 23 tackles (11 solo) and 4.0 sacks as a rookie
- Saw action in his first career postseason game, posting 2 tackles and 1.0 sack in the Divisional playoff at NE (1/10/15)
- Started his first career game vs. Jax. (12/14/14), tallying 4 tackles (3 solo) and a career-high 2.0 sacks

COLLEGE HIGHLIGHTS

- Played in 40 games (16 starts) at Florida State, totaling 139 tackles (73 solo), 25 TFL, 8.5 sacks, 1 PD and 1 FR
- Registered a career-high 63 tackles (35 solo), a team-high 11 TFL and 4.5 sacks, helping lead the NCAA's No. 3 overall defense (281.4 ypg) as a junior in 2013
- Helped the Seminoles win the BCS National Championship over Auburn in a dramatic 34-31 game
- Named a first-team (*The NFL Draft Report* and *ESPN.com*) and second-team (*Football Writers Association*, *Associated Press*, *USA Today*, *CBSSports.com* and *Sports Illustrated*) All-American and earned first-team All-Atlantic Coast Conference accolades (league coaches) in 2013

TRANSACTIONS

- 2014** Drafted by BAL in 2nd round (48th overall)
Signed 4-year contract
- 4/4/17** Traded with 2017 3rd-round draft choice (99th overall) from BAL to PHI for 2017 3rd-round draft choice (74th overall)
- 11/9/17** Signed by PHI to 4-year contract extension through 2021
- 7/26/18** Placed on Active/Non-Football Injury List
- 9/1/18** Placed on Reserve/Non-Football Injury List
- 11/20/18** Activated from Reserve/Non-Football Injury List
- 4/25/19** Agreed to terms with PHI on 1-year contract

2017 GAME-BY-GAME STATISTICS (PHI)

| Date | Opp | GP/S | Tot | Solo | Sk | Int | PD | FF | FR | Snaps | Pct |
|---------------|--------|------|--------------|-----------|-----------|------------|----------|----------|----------|------------|------------|
| Sep 10 | at Was | W | 1/1 | 2 | 1 | 1.0 | 0 | 0 | 0 | 40 | 63% |
| Sep 17 | at KC | L | 1/1 | 5 | 2 | 0.5 | 0 | 0 | 0 | 32 | 60% |
| Sep 24 | NYG | W | 1/1 | 3 | 3 | 0.0 | 0 | 0 | 0 | 50 | 72% |
| Oct 1 | at LAC | W | 1/1 | 2 | 1 | 0.0 | 0 | 0 | 0 | 42 | 74% |
| Oct 8 | Ari | W | 1/1 | 4 | 2 | 0.0 | 0 | 0 | 0 | 46 | 77% |
| Oct 12 | at Car | W | 1/1 | 1 | 1 | 0.0 | 0 | 0 | 0 | 25 | 30% |
| Oct 23 | Was | W | 1/1 | 0 | 0 | 0.0 | 0 | 0 | 0 | 17 | 27% |
| Oct 29 | SF | W | 1/1 | 2 | 2 | 0.0 | 0 | 0 | 0 | 29 | 44% |
| Nov 5 | Den | W | 1/1 | 1 | 1 | 0.0 | 0 | 0 | 0 | 20 | 31% |
| Nov 19 | at Dal | W | 1/1 | 5 | 1 | 1.0 | 0 | 0 | 0 | 30 | 48% |
| Nov 26 | Chi | W | 1/1 | 3 | 2 | 0.0 | 0 | 0 | 0 | 26 | 47% |
| Dec 3 | at Sea | L | 1/1 | 2 | 2 | 0.0 | 0 | 0 | 0 | 31 | 50% |
| Dec 10 | at LAR | W | 1/1 | 1 | 1 | 0.0 | 0 | 0 | 0 | 30 | 62% |
| Dec 17 | at NYG | W | 1/1 | 1 | 1 | 0.0 | 0 | 0 | 0 | 41 | 47% |
| Dec 25 | Oak | W | 1/1 | 1 | 1 | 0.0 | 0 | 0 | 0 | 33 | 48% |
| Dec 31 | Dal | L | 0/0 | | | | | | | | |
| Totals | | | 15/15 | 33 | 21 | 2.5 | 0 | 0 | 0 | 492 | 48% |

| PLAYOFFS | | | | | | | | | | | |
|---------------|-------|---|------------|----------|----------|------------|----------|----------|----------|-----------|------------|
| Jan 13 | Atl | W | 1/1 | 2 | 0 | 0.0 | 0 | 0 | 0 | 29 | 46% |
| Jan 21 | Min | W | 1/1 | 1 | 1 | 0.0 | 0 | 0 | 0 | 27 | 40% |
| Feb 4 | at NE | W | 1/1 | 4 | 1 | 0.0 | 0 | 0 | 0 | 39 | 51% |
| Totals | | | 3/3 | 7 | 2 | 0.0 | 0 | 0 | 0 | 95 | 46% |



6-6 | 317  **7th Year**
DOB: May 8, 1990 (Age 29)



Oklahoma
D1-13 (4th overall)
by Philadelphia



AP
2017



Lane Johnson was originally selected by the Eagles with the No. 4-overall pick in the 2013 NFL Draft. One of the league's top offensive tackles, Johnson is a two-time Pro Bowler (2018, 2019) and was named first-team All-Pro following the 2017 season, when he played a vital role on Philadelphia's **Super Bowl LII**-winning offensive line.

CAREER HIGHLIGHTS

- Has been voted to two career **Pro Bowls** (2018, 2019) and was named first-team **All-Pro** following the 2017 season, when he played a vital role on the Eagles' **Super Bowl LII**-winning offensive line
- In 2017, helped the Eagles rank 3rd in the NFL in offensive points (414, tied) and rushing offense (132.2) and 7th in total offense (365.8)
- Started all 16 games in 2015, opening 14 contests at RT and his first 2 career starts at LT at Dal. (11/8/15) and vs. Mia. (11/15/15)
- Opened 12 contests at RT in 2014, helping pave the way for the NFL's 3rd-leading rusher, **LeSean McCoy** (1,319 yards). Allowed just 1 sack
- In 2013, helped the Eagles set then-team records in points (442) and total yards (6,676). Was part of an offensive line that blocked for the NFL's leading rusher, **LeSean McCoy** (team-record 1,607 yards)
- Made his debut at Was. (9/9/13), becoming the first Eagles rookie to start at tackle on opening day since **John Welbourn** in 1999

THREE STEP DROP

Hobbies: Hunting and fishing

Favorite movie: *Forrest Gump*

Favorite TV show: *Impractical Jokers*

First job: Grave digger in high school

Biggest pet peeve: Drivers that take a long time to make a turn

Favorite teams/athletes growing up: Houston Rockets, Green Bay Packers & Brett Favre

If he could play another sport, what position/team: Small forward, Houston Rockets

Three favorite throwback jerseys: Hakeem Olajuwon, Houston Rockets; Michael Vick, Atlanta Falcons; Bo Jackson, Los Angeles Raiders

COLLEGE HIGHLIGHTS

- As a senior in 2012, started 11 games at LT and garnered third-team All-America accolades from *CBSSports.com* and second-team All-Big 12 honors from the league's coaches



LIFE IN THE FAST LANE

Johnson did not start playing football until the 7th grade when he was a quarterback for his middle school team in Coldspring, TX. He earned all-state honors as a QB in high school, but did not receive a scholarship offer.

He began his college career at Kilgore (TX) College, where, at 202 pounds, he quarterbacked the Rangers in 2008. After transferring to Oklahoma as a tight end in 2009, he redshirted for one year before playing tight end and defensive end in 2010.

He finally settled in as a right tackle in 2011 before moving to the left side in 2012.

MOTHER'S INFLUENCE

Johnson credits his mother, Ray Ann, for being where he is today. Ray Ann has a degree in criminal justice and works as a social worker with death-row inmates at a prison in Riverside, TX. Lane was proud to purchase his mother a new home in 2014.

"She was a single mother and she raised me by herself. She didn't have a lot, but she made sure I was happy."

FAMILY TIES

Johnson leans on the advice of his father-in-law, John Goodman, who played defensive line for the Pittsburgh Steelers from 1981-85.

"He's been a mentor to me. He's been in my shoes - been there, done that. He's taught me how to best work through adversity and the tough times."

SMALL TOWN ROOTS

Johnson's graduating class from Groveton High School consisted of just 35 students. In fact, Groveton's listed population in 2010 was just 1,057.

Johnson played quarterback and safety at Groveton, where he was an all-region and honorable mention all-state selection. Johnson also lettered in track and field, as he placed 4th in the shot put at the state's track championships. He was also a member of Groveton's baseball and basketball teams.

BIRDSEED

Johnson and his wife, Chelsea, reside in Edmond, OK. They have two sons, Jace and Channing; a daughter, Journey Lane; and a dog, Mox. Johnson majored in human relations at Oklahoma.

 @Lanejohnson65
  @lanejohnson65

CAREER STATISTICS

| Year | Team | GP/S | STARTS | | OFF SNAPS | |
|---------------|--------------|--------------|----------|-----------|-----------|------|
| | | | LT | RT | No | Pct |
| 2013 | Philadelphia | 16/16 | 0 | 16 | 1102 | 100% |
| 2014 | Philadelphia | 12/12 | 0 | 12 | 889 | 76% |
| 2015 | Philadelphia | 16/16 | 2 | 14 | 1156 | 100% |
| 2016 | Philadelphia | 6/6 | 0 | 6 | 407 | 36% |
| 2017 | Philadelphia | 15/15 | 0 | 15 | 964 | 85% |
| 2018 | Philadelphia | 15/15 | 0 | 15 | 962 | 88% |
| Totals | | 80/80 | 2 | 78 | --- | --- |

PLAYOFFS

| Year | Team | GP/S | LT | RT | No | Pct |
|---------------|--------------|------------|----------|----------|-----|------|
| 2013 | Philadelphia | 1/1 | 0 | 1 | 58 | 100% |
| 2017 | Philadelphia | 3/3 | 0 | 3 | 207 | 100% |
| 2018 | Philadelphia | 2/2 | 0 | 2 | 119 | 100% |
| Totals | | 6/6 | 0 | 6 | --- | --- |



COLLEGE HIGHLIGHTS (Continued)

- Anchored a Sooner offense that ranked 12th in the nation with 497.9 total yards per game and posted a team-best 123 knockdowns. Led the Big 12 with 19 TD-resulting blocks
- Started 12 games at RT as a junior in 2011 as the Sooners ranked 10th in the nation in scoring (39.5 ppg), 5th in offense (512.3 ypg) and 5th in passing (349.4 ypg), while allowing the 7th-fewest sacks in the nation (11)
- Began his sophomore season in 2010 as a TE before converting to the defensive line
- Was a two-time Academic All-Big 12 first-team honoree
- Redshirted in 2009 after transferring from Kilgore (TX)
- Appeared in 9 games as a reserve QB at Kilgore, completing 32 of 61 passes for 510 yards, 3 TDs and 7 INTs, while adding 24 yards and 1 TD on 17 carries

TRANSACTIONS

- 2013** Drafted by PHI in 1st round (4th overall)
Signed 4-year contract
- 7/23/14** Suspended by NFL for 4 games
- 9/29/14** Activated from reserve/suspended list
- 1/29/16** Signed 6-year contract through 2021
- 10/11/16** Suspended by NFL for 10 games
- 12/20/16** Activated from reserve/suspended list



5-11 | 194  **2nd Year**

DOB: Feb. 24, 1992 (Age 27)

In his first season in 2018, **Cameron Johnston** established single-season franchise records in gross punting average (48.1) and net punting average (42.7), ranking 3rd and 4th in the NFL, respectively, in those categories. Additionally, Johnston ranked T-5th in 60+ yard punts (5) and T-8th in 50+ yard punts (28). The Aussie punter produced a record-breaking career at Ohio State, where he collected All-America and All-Big Ten accolades.

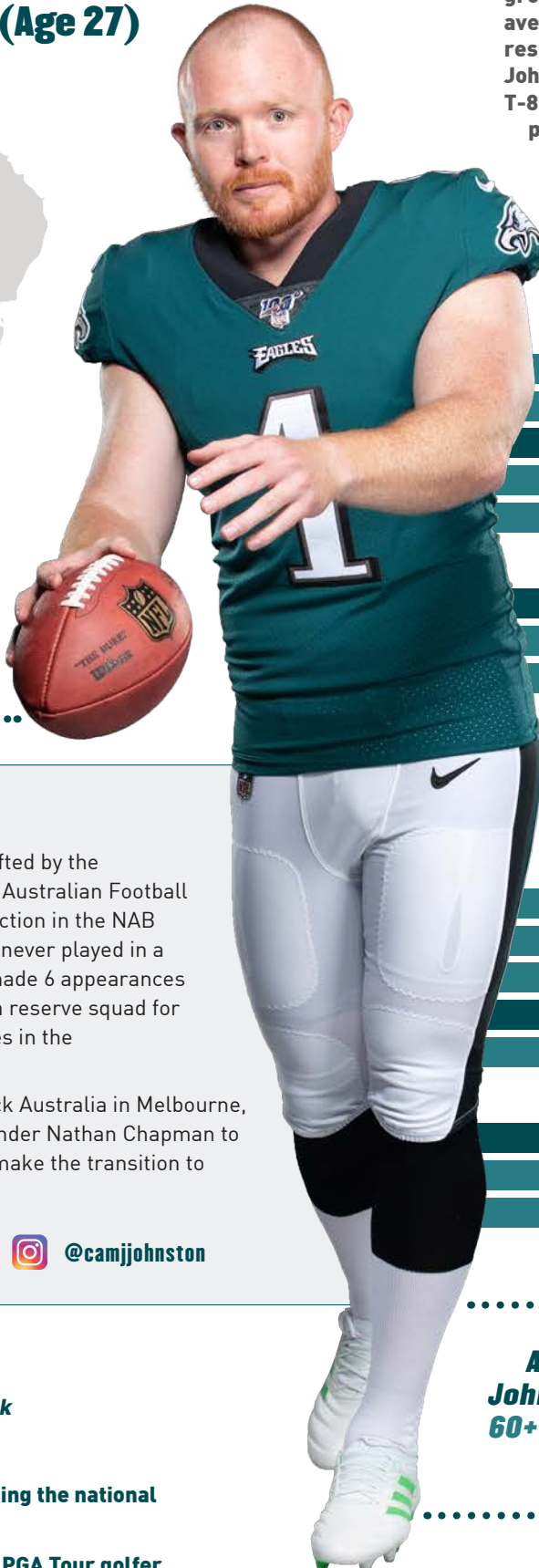


Geelong, Australia

St. Joseph's College



Ohio State
UDFA ('17) by Philadelphia
Acquired: FA-18



GROSS PUNTING AVERAGE

NFL PLAYERS IN 2018

| | |
|--------------------------------|-------------|
| Andy Lee (Ari.) | 48.6 |
| Michael Dickson (Sea.) | 48.2 |
| Cameron Johnston (Phi.) | 48.1 |
| Sam Koch (Bal.) | 47.4 |
| Brett Kern (Ten.) | 47.1 |

EAGLES SINGLE-SEASON HISTORY

| | |
|--------------------------------|-------------|
| Cameron Johnston (2018) | 48.1 |
| Joe Muha (1948) | 47.3 |
| Donnie Jones (2015) | 47.0 |

(min. 40 attempts)

NET PUNTING AVERAGE

NFL PLAYERS IN 2018

| | |
|--------------------------------|-------------|
| Thomas Morstead (NO) | 43.2 |
| Johnny Hekker (LAR) | 43.0 |
| Rigoberto Sanchez (Ind.) | 42.7 |
| Cameron Johnston (Phi.) | 42.7 |
| Andy Lee (Ari.) | 42.6 |

EAGLES SINGLE-SEASON HISTORY

| | |
|--------------------------------|-------------|
| Cameron Johnston (2018) | 42.7 |
| Donnie Jones (2015) | 41.6 |
| Donnie Jones (2016) | 40.7 |

(min. 40 attempts)

BIRDSEED

In 2010, Johnston was drafted by the Melbourne Demons of the Australian Football League with the 52nd selection in the NAB Rookie Draft. Although he never played in a game for Melbourne, he made 6 appearances for the Casey Scorpions, a reserve squad for Melbourne which competes in the Victorian Football League.

Johnston trained at Prokick Australia in Melbourne, where he worked with founder Nathan Chapman to hone his craft in order to make the transition to American football.

 @Cam_Johnston  @camjohnston

THREE-STEP DROP

Favorite TV show: *Prison Break*

Favorite music: Country

Favorite sports moment: Winning the national championship at Ohio State

If he could play another sport: PGA Tour golfer

As a first-year player in 2018, Johnston ranked T-5th in the NFL in 60+ yard punts (5) and T-8th in 50+ yard punts (28).



CAREER STATISTICS

| Year | Team | GP | No | Yds | Avg | Opp Ret | Yds | TB | Net Yds | Net Avg | In20 | Lg | Blk | ST |
|---------------|--------------|-----------|-----------|--------------|-------------|-----------|------------|----------|--------------|-------------|-----------|-----------|----------|----------|
| 2018 | Philadelphia | 16 | 61 | 2,937 | 48.1 | 31 | 194 | 7 | 2,603 | 42.7 | 24 | 68 | 0 | 1 |
| Totals | | 16 | 61 | 2,937 | 48.1 | 31 | 194 | 7 | 2,603 | 42.7 | 24 | 68 | 0 | 1 |

PLAYOFFS

| | | | | | | | | | | | | | | |
|---------------|--------------|----------|-----------|------------|-------------|----------|----------|----------|------------|-------------|----------|-----------|----------|----------|
| 2018 | Philadelphia | 2 | 10 | 467 | 46.7 | 3 | 8 | 0 | 459 | 45.9 | 4 | 54 | 0 | 0 |
| Totals | | 2 | 10 | 467 | 46.7 | 3 | 8 | 0 | 459 | 45.9 | 4 | 54 | 0 | 0 |



CAREER HIGHLIGHTS

- In 2018, established Eagles single-season records in gross punting average (48.1) and net punting average (42.7)

2018 - PHILADELPHIA EAGLES (16/0, 2/0)

- Set single-season team records in gross punting average (48.1) and net punting average (42.7). Placed 3rd and 4th, respectively, in the NFL in those categories
- Ranked T-5th in the NFL in 60+ yard punts (5), trailing only **Michael Dickson** (11), **Lac Edwards** (8), **Matt Haack** (8) and **Andy Lee** (8). Also finished T-8th in 50+ yard punts (28)

CAREER HIGHS

| | | |
|----------------------|------|--------------------------------|
| Punts | 6 | 3x, last: 12/9/18 at Dal. |
| Punt Yards | 313 | 9/6/18 vs. Atl. |
| Punt Long | 68 | 9/30/18 at Ten. |
| Inside 20 | 3 | 3x, last: 1/13/19 at NO [Div.] |
| Gross Average | 56.0 | 9/16/18 at TB |
| Net Average | 52.3 | 12/16/18 at LAR |

COLLEGE HIGHLIGHTS

- Finished 2nd all-time in Ohio State history with a 44.9 punting average, trailing only **Andy Groom** (45.0). Also landed 109 punts inside the 20-yard line, shattering the previous Ohio State career record of 78
- In 2016, was named Big Ten Eddleman-Fields Punter of the Year, earned first-team All-Big Ten honors and was a second-team All-America selection
- Named second-team All-Big Ten and was a semifinalist for the Ray Guy Award after ranking 2nd in the Big Ten in punting average (43.9) in 2015
- Earned honorable mention All-Big Ten recognition and was a semifinalist for the Ray Guy Award after leading the Big Ten in punting average (45.1) in 2014

2018 GAME-BY-GAME STATISTICS (PHI)

| Date | Opp | No | Yds | Avg | Net | TB | In20 | Lg | Blk | |
|---------------|--------|----|-----------|--------------|-------------|-------------|----------|-----------|-----------|----------|
| Sep 6 | Atl | W | 6 | 313 | 52.2 | 47.0 | 1 | 1 | 65 | 0 |
| Sep 16 | at TB | L | 5 | 280 | 56.0 | 46.2 | 1 | 3 | 65 | 0 |
| Sep 23 | Ind | W | 3 | 128 | 42.7 | 42.0 | 0 | 0 | 52 | 0 |
| Sep 30 | at Ten | L | 6 | 308 | 51.3 | 40.0 | 3 | 2 | 68 | 0 |
| Oct 7 | Min | L | 4 | 187 | 46.8 | 41.3 | 0 | 2 | 57 | 0 |
| Oct 11 | at NYG | W | 5 | 240 | 48.0 | 48.0 | 0 | 2 | 53 | 0 |
| Oct 21 | Car | L | 3 | 135 | 45.0 | 41.0 | 0 | 1 | 53 | 0 |
| Oct 28 | at Jax | W | 3 | 155 | 51.7 | 41.3 | 0 | 0 | 60 | 0 |
| Nov 11 | Dal | L | 2 | 88 | 44.0 | 44.0 | 0 | 2 | 49 | 0 |
| Nov 18 | at NO | L | 4 | 159 | 39.8 | 36.5 | 0 | 2 | 46 | 0 |
| Nov 25 | NYG | W | 4 | 201 | 50.3 | 39.0 | 1 | 2 | 59 | 0 |
| Dec 3 | Was | W | 2 | 93 | 46.5 | 46.0 | 0 | 1 | 50 | 0 |
| Dec 9 | at Dal | L | 6 | 276 | 46.0 | 43.7 | 0 | 3 | 53 | 0 |
| Dec 16 | at LAR | W | 3 | 155 | 51.7 | 52.3 | 0 | 2 | 56 | 0 |
| Dec 23 | Hou | W | 2 | 96 | 48.0 | 34.0 | 1 | 0 | 48 | 0 |
| Dec 30 | at Was | W | 3 | 123 | 41.0 | 34.3 | 0 | 1 | 45 | 0 |
| Totals | | | 61 | 2,937 | 48.1 | 42.7 | 7 | 24 | 68 | 0 |

PLAYOFFS

| | | | | | | | | | | |
|---------------|--------|---|-----------|------------|-------------|-------------|----------|----------|-----------|----------|
| Jan 6 | at Chi | W | 5 | 226 | 45.2 | 45.2 | 0 | 1 | 53 | 0 |
| Jan 13 | at NO | L | 5 | 241 | 48.2 | 46.6 | 0 | 3 | 54 | 0 |
| Totals | | | 10 | 467 | 46.7 | 45.9 | 0 | 4 | 54 | 0 |

TRANSACTIONS

- 2017** Signed by PHI as undrafted free agent
9/2/17 Waived by PHI
1/3/18 Signed by PHI to reserve/future contract

TOP-10 LONGEST PUNTS

| Date | Opponent | Yds |
|----------|--|-----|
| 9/30/18 | at Tennessee Titans (L, 23-26) [OT] | 68 |
| 9/16/18 | at Tampa Bay Buccaneers (L, 21-27) | 65 |
| 9/6/18 | vs. Atlanta Falcons (W, 18-12) | 65 |
| 9/16/18 | at Tampa Bay Buccaneers (L, 21-27) | 63 |
| 10/28/18 | at Jacksonville Jaguars (W, 24-18) | 60 |
| 11/25/18 | vs. New York Giants (W, 25-22) | 59 |
| 9/30/18 | at Tennessee Titans (L, 23-26) [OT] | 58 |
| 9/6/18 | vs. Atlanta Falcons (W, 18-12) | 58 |
| 10/7/18 | vs. Minnesota Vikings (L, 21-23) | 57 |
| --- | 3x, last: 12/16/18 at L.A. Rams (W, 30-23) | 56 |



6-0 | 181  **2nd Year**
DOB: May 21, 1996 (Age 23)

**Diamond Bar,
California**

**West Covina
High School**



Washington
D2-17 (43th overall)
by Philadelphia

THREE-STEP DROP

Nickname: Sid the Kid

Bucket list: Skydiving

Surprisingly good at: Cooking

**If he could play another sport, what
position/team: Center, L.A. Lakers**

**Players he models his game after:
Marcus Peters, Richard Sherman,
Desmond Trufant**

**Favorite athletes growing up:
Randy Moss, Kobe Bryant**

Favorite movie: Transformers

Favorite music: Hip Hop, R&B

Favorite meal: Pasta

**Three favorite throwback jerseys:
Kobe Bryant, Los Angeles Lakers;
Kevin Durant, Seattle SuperSonics;
Allen Iverson, Philadelphia 76ers**



Sidney Jones was originally selected by the Eagles in the 2nd round (43rd overall) of the 2017 NFL Draft. Jones attended the University of Washington, where he was a two-time first-team All-Pac-12 selection (2015-16) and second-team All-America honoree in 2016. In 40 career games with the Huskies, Jones posted 145 tackles, 30 PDs, 9 INTs, 6 FFs and 3 FRs.

CAREER INTERCEPTIONS

WASHINGTON PLAYERS (SINCE 1996)

| | |
|---------------------------|----|
| Marcus Peters (2012-14) | 11 |
| Sean Parker (2010-13) | 11 |
| Derrick Johnson (2000-04) | 11 |
| Sidney Jones (2014-16) | 9 |
| Evan Benjamin (2002-05) | 8 |
| Tony Parrish (1996-97) | 8 |

SEASON HIGHLIGHTS

2018 - PHILADELPHIA EAGLES (9/4, 0/0)

- Made his first career start as a nickel cornerback in the 34-13 win at NYG (10/11/18)
- Recorded a career-high 8 tackles (7 solo) vs. Min. (10/7/18)

2017 - PHILADELPHIA EAGLES (13/13, 0/0)

- Activated from the Non-Football Injury List (Achilles) to the 53-man roster in Week 17 and recorded 3 tackles (2 solo) in his NFL debut vs. Dal. (12/31/17). Saw action in 29 defensive snaps at cornerback and 7 special teams snaps on the punt return unit

COLLEGE HIGHLIGHTS

- In 2016, was named second-team All-America (*Sports Illustrated*, *Football Writers*) while garnering first-team All-Pac-12 accolades
- Started all 14 games in 2016 and finished with 9 PDs, 3 INTs and 2 FFs. Named the Pac-12 Player of the Week after intercepting two passes and adding two other PDs in a win at California (11/5/16). Totaled 3 tackles and 1 FF in the Pac-12 Championship Game victory vs. Colorado (12/2/16)



CAREER STATISTICS

| Year | Team | GP/S | TACKLES | | | | | PASS DEFENSE | | | | | | FUMBLES | | | DEF SNAPS | | |
|---------------|--------------|-------------|-----------|-----------|-----------|----------|------------|--------------|----------|-----------|----------|----------|----------|----------|----------|----------|-----------|------------|------------|
| | | | Total | Solo | Asst | TFL | Sacks | Int | Yds | Lg | TD | PD | OPH | FF | FR | Yds | No | Pct | |
| 2017 | Philadelphia | 1/0 | 3 | 2 | 1 | 0 | 0.0 | 0 | 0 | -- | 0 | 0 | 0 | 0 | 0 | 0 | 0 | 29 | 3% |
| 2018 | Philadelphia | 9/4 | 36 | 27 | 9 | 1 | 0.0 | 0 | 0 | -- | 0 | 3 | 0 | 0 | 0 | 0 | 0 | 322 | 31% |
| Totals | | 10/4 | 39 | 29 | 10 | 1 | 0.0 | 0 | 0 | -- | 0 | 3 | 0 | 0 | 0 | 0 | 0 | --- | --- |

| PLAYOFFS | | | | | | | | | | | | | | | | | | |
|---------------|--------------|------------|----------|----------|----------|----------|------------|----------|----------|-----------|----------|----------|----------|----------|----------|----------|------------|------------|
| Year | Team | GP/S | Total | Solo | Asst | TFL | Sacks | Int | Yds | Lg | TD | PD | OPH | FF | FR | Yds | No | Pct |
| 2017 | Philadelphia | 0/0 | 0 | 0 | 0 | 0 | 0.0 | 0 | 0 | -- | 0 | 0 | 0 | 0 | 0 | 0 | 0 | 0% |
| 2018 | Philadelphia | 0/0 | 0 | 0 | 0 | 0 | 0.0 | 0 | 0 | -- | 0 | 0 | 0 | 0 | 0 | 0 | 0 | 0% |
| Totals | | 0/0 | 0 | 0 | 0 | 0 | 0.0 | 0 | 0 | -- | 0 | 0 | 0 | 0 | 0 | 0 | --- | --- |

CAREER HIGHS

| | | |
|----------------|----|---------------------------|
| Tackles | 8 | 10/7/18 at NYG |
| Sacks | -- | --- |
| INTs | -- | --- |
| PDs | 1 | 3x, last: 12/9/18 at Dal. |
| FFs | -- | --- |
| FRs | -- | --- |



COLLEGE HIGHLIGHTS (Continued)

- Started all 13 games in 2015 and finished the year as the Pac-12 leader in PDs (14). Forced a fumble, picked it up and ran 70 yards for a TD vs. California (9/26/15). Returned a 35-yard INT for a TD against Utah (11/7/15). Notched a 69-yard INT-TD and 3 other PDs vs. Washington State (11/27/15)

TRANSACTIONS

- 2017** Drafted by PHI in 2nd round (43rd overall)
Signed 4-year contract
- 9/1/17** Placed on Reserve/Non-Football Injury List
- 12/30/17** Activated to 53-man roster

BIRDSEED

Jones prepped at West Covina (CA) High School, where he was named Hacienda League Defensive Player of the Year and earned first-team All-CIF Southern Section Southeast Division honors at defensive back as a senior in 2013. Jones, who played cornerback, free safety, running back and wide receiver while also returning kicks and punts for the Bulldogs, helped lead West Covina into the CIF Southern Section Southeast Division playoffs that year as well.

As a junior in 2012, Jones received first-team All-CIF SS Southeast Division and first-team All-Hacienda League honors at defensive back and helped lead the Bulldogs to the CIF-SS Southeast Division semifinals. As a sophomore in 2011, West Covina finished the season 13-1 and won the CIF-SS Southeast Division, beating La Serna, 84-21, in the championship game. That squad scored 240 points in four postseason contests.

 @SidneyJonesIV
  @sidneyjonesiv



2018 GAME-BY-GAME STATISTICS (PHI)

| Date | Opp | GP/S | Tot | Solo | Sk | Int | PD | FF | FR | Snaps | Pct |
|---------------|--------|------|------------|----------------------|-----------|------------|----------|----------|----------|------------|------------|
| Sep 6 | Atl | W | 1/0 | 4 | 2 | 0.0 | 0 | 0 | 0 | 45 | 64% |
| Sep 16 | at TB | L | 1/0 | 2 | 0 | 0.0 | 0 | 0 | 0 | 31 | 53% |
| Sep 23 | Ind | W | 1/0 | 5 | 4 | 0.0 | 0 | 1 | 0 | 46 | 78% |
| Sep 30 | at Ten | L | 1/0 | 3 | 3 | 0.0 | 0 | 1 | 0 | 48 | 68% |
| Oct 7 | Min | L | 1/0 | 8 | 7 | 0.0 | 0 | 0 | 0 | 40 | 65% |
| Oct 11 | at NYG | W | 1/1 | 1 | 0 | 0.0 | 0 | 0 | 0 | 8 | 12% |
| Oct 21 | Car | L | 0/0 | INACTIVE (HAMSTRING) | | | | | | | |
| Oct 28 | at Jax | W | 0/0 | INACTIVE (HAMSTRING) | | | | | | | |
| Nov 11 | Dal | L | 0/0 | INACTIVE (HAMSTRING) | | | | | | | |
| Nov 18 | at NO | L | 1/1 | 3 | 2 | 0.0 | 0 | 0 | 0 | 22 | 31% |
| Nov 25 | NYG | W | 0/0 | INACTIVE (HAMSTRING) | | | | | | | |
| Dec 3 | Was | W | 1/1 | 4 | 3 | 0.0 | 0 | 0 | 0 | 45 | 100% |
| Dec 9 | at Dal | L | 1/1 | 6 | 6 | 0.0 | 0 | 1 | 0 | 37 | 37% |
| Dec 16 | at LAR | W | 0/0 | INACTIVE (HAMSTRING) | | | | | | | |
| Dec 23 | Hou | W | 0/0 | INACTIVE (HAMSTRING) | | | | | | | |
| Dec 30 | at Was | W | 0/0 | INACTIVE (HAMSTRING) | | | | | | | |
| Totals | | | 9/4 | 36 | 27 | 0.0 | 0 | 3 | 0 | 322 | 31% |
| PLAYOFFS | | | | | | | | | | | |
| Jan 6 | at Chi | W | 0/0 | INACTIVE (HAMSTRING) | | | | | | | |
| Jan 13 | at NO | L | 0/0 | INACTIVE (HAMSTRING) | | | | | | | |
| Totals | | | 0/0 | 0 | 0 | 0.0 | 0 | 0 | 0 | 0 | 0% |

2017 GAME-BY-GAME STATISTICS (PHI)

| Date | Opp | GP/S | Tot | Solo | Sk | Int | PD | FF | FR | Snaps | Pct |
|---------------|--------|------|------------|-------------------------------------|----------|------------|----------|----------|----------|-----------|-----------|
| Sep 10 | at Was | W | 0/0 | NON-FOOTBALL INJURY LIST (ACHILLES) | | | | | | | |
| Sep 17 | at KC | L | 0/0 | NON-FOOTBALL INJURY LIST (ACHILLES) | | | | | | | |
| Sep 24 | NYG | W | 0/0 | NON-FOOTBALL INJURY LIST (ACHILLES) | | | | | | | |
| Oct 1 | at LAC | W | 0/0 | NON-FOOTBALL INJURY LIST (ACHILLES) | | | | | | | |
| Oct 8 | Ari | W | 0/0 | NON-FOOTBALL INJURY LIST (ACHILLES) | | | | | | | |
| Oct 12 | at Car | W | 0/0 | NON-FOOTBALL INJURY LIST (ACHILLES) | | | | | | | |
| Oct 23 | Was | W | 0/0 | NON-FOOTBALL INJURY LIST (ACHILLES) | | | | | | | |
| Oct 29 | SF | W | 0/0 | NON-FOOTBALL INJURY LIST (ACHILLES) | | | | | | | |
| Nov 5 | Den | W | 0/0 | NON-FOOTBALL INJURY LIST (ACHILLES) | | | | | | | |
| Nov 19 | at Dal | W | 0/0 | NON-FOOTBALL INJURY LIST (ACHILLES) | | | | | | | |
| Nov 26 | Chi | W | 0/0 | NON-FOOTBALL INJURY LIST (ACHILLES) | | | | | | | |
| Dec 3 | at Sea | L | 0/0 | NON-FOOTBALL INJURY LIST (ACHILLES) | | | | | | | |
| Dec 10 | at LAR | W | 0/0 | NON-FOOTBALL INJURY LIST (ACHILLES) | | | | | | | |
| Dec 17 | at NYG | W | 0/0 | NON-FOOTBALL INJURY LIST (ACHILLES) | | | | | | | |
| Dec 25 | Oak | W | 0/0 | NON-FOOTBALL INJURY LIST (ACHILLES) | | | | | | | |
| Dec 31 | Dal | L | 1/0 | 3 | 2 | 0.0 | 0 | 0 | 0 | 29 | 43% |
| Totals | | | 1/0 | 3 | 2 | 0.0 | 0 | 0 | 0 | 29 | 3% |
| PLAYOFFS | | | | | | | | | | | |
| Jan 13 | Atl | W | 0/0 | INACTIVE (HAMSTRING) | | | | | | | |
| Jan 21 | Min | W | 0/0 | INACTIVE | | | | | | | |
| Feb 4 | at NE | W | 0/0 | INACTIVE | | | | | | | |
| Totals | | | 0/0 | 0 | 0 | 0.0 | 0 | 0 | 0 | 0 | 0% |



6-3 | 295  **9th Year**
DOB: Nov. 5, 1987 (Age 31)

 **Cleveland, Ohio**
Cleveland Heights High School



Cincinnati
D6a-11 (191st overall)
by Philadelphia



AP
2017

AP
2018



Originally selected by the Eagles in the 6th round (191st overall) of the 2011 NFL Draft out of the University of Cincinnati, **Jason Kelce** is a two-time All-Pro (2017, 2018) and Pro Bowl (2015, 2017) selection and **Super Bowl LII** champion. Kelce has started 73 consecutive games, which marks the 2nd-longest active streak among NFL centers, trailing only **Ben Jones** (80).

CAREER HIGHLIGHTS

- In 2018, named first-team **All-Pro** by the *Associated Press* for a second straight season after allowing only 1.0 sack in 16 games started. He was integral in helping block for a unit that ranked 3rd in the NFL in offensive points per game (27.0) from Weeks 12-18, when the Eagles finished the season 5-1 en route to their second consecutive playoff berth
- Named first-team **All-Pro** by the *Associated Press* after playing an integral role on the Eagles' **Super Bowl LII**-winning offensive line. In 2017, helped the team rank 3rd in the NFL in offensive points (414, tied) and rushing offense (132.2) as well as 7th in total offense (365.8)
- In 2016, earned his second **Pro Bowl** nod in three seasons after seeing action in all 1,133 of the Eagles' offensive snaps
- Voted to the **Pro Bowl** for the first time in 2014, becoming the first Eagles center to gain such recognition since **Jim Ringo** was named to his 10th Pro Bowl following the 1967 campaign
- Was the recipient of the team's **Ed Block Courage Award** in 2013. The award honors those NFL players who exemplify commitment to the principles of sportsmanship and courage and is given by a vote of the team for efforts as well as individual performance
- In 2013, helped the Eagles set a team record with 6,676 total yards and a then-team record 442 points

THREE-STEP DROP

If he could play another sport: **Center for the Philadelphia Flyers**

First job: **Worked a youth hockey camp when he was 14 years old**

First football team: **Played LB and FB for the Roxboro Rockets in 7th grade**

Three items needed on deserted island: **Duct tape, lighter, fishing pole**

Three favorite throwback jerseys: **Chuck Bednarik, Philadelphia Eagles
 Jim Brown, Cleveland Browns
 Wayne Gretzky, Edmonton Oilers**

Pregame ritual: **Listens to Christmas music and combs his beard**

Favorite movies: ***The Big Lebowski* and *The Last Gladiators***

Favorite teams/athletes as a kid: **All Cleveland teams.
 Michael Jordan, Wayne Gretzky and Jerome Bettis**



HUNGRY DOGS RUN FASTER

Dressed in Mummer's regalia at the podium atop the steps of the Philadelphia Museum of Art, Kelce closed the Eagles' Parade of Champions with an emotional, powerful and memorable speech that solidified his unique place in Philadelphia folklore. Inspired by the "underdog" theme associated with the Eagles' playoff run, Kelce delivered an ode to his teammates and the resilient spirit of the city of Philadelphia.

"It was a very real moment for myself and I think that the fans and really everybody watching it picked up on that as well, that it was really coming from the heart. It wasn't some sort of show, even though it might have looked like it with the Mummer outfit and all the spectacle around it. It was something that came from a burning place down inside that had been engrained through a lot of hard work, a lot of failures, a lot of success throughout my entire career, and the same thing with the city and this entire organization."

FOOTBALL IS FAMILY

Kelce comes from a football lineage, as his younger brother, Travis, was a teammate at Cincinnati (2008-10) as a tight end and was drafted by Kansas City in 2013. His uncle, Don Blalock, played defensive tackle for Purdue (1976-77) and his grandfather, Don Blalock, played football at Ohio University.

BIRDSEED

Kelce is the son of Donna and Ed Kelce. Donna works in banking, while Ed is a sales rep in the steel business. He cites his dad as the biggest influence on his career.

Kelce and his wife, Kylie, have two dogs, Winnie and Baloo. Kelce graduated from Cincinnati with a bachelor's degree in marketing.

CAREER STATISTICS

| Year | Team | GP/S | STARTS | | OFF SNAPS | |
|---------------|--------------|----------------|------------|------------|------------|--|
| | | | C | No | Pct | |
| 2011 | Philadelphia | 16/16 | 16 | N/A | N/A | |
| 2012 | Philadelphia | 2/2 | 2 | 136 | 12% | |
| 2013 | Philadelphia | 16/16 | 16 | 1095 | 99% | |
| 2014 | Philadelphia | 12/12 | 12 | 828 | 70% | |
| 2015 | Philadelphia | 16/16 | 16 | 1156 | 100% | |
| 2016 | Philadelphia | 16/16 | 16 | 1133 | 100% | |
| 2017 | Philadelphia | 16/16 | 16 | 1079 | 95% | |
| 2018 | Philadelphia | 16/16 | 16 | 1037 | 95% | |
| Totals | | 110/110 | 110 | --- | --- | |

PLAYOFFS

| | | | | | |
|---------------|--------------|------------|----------|------------|------------|
| 2013 | Philadelphia | 1/1 | 1 | 58 | 100% |
| 2017 | Philadelphia | 3/3 | 3 | 207 | 100% |
| 2018 | Philadelphia | 2/2 | 2 | 119 | 100% |
| Totals | | 6/6 | 6 | --- | --- |

SEASON HIGHLIGHTS (Continued)

- Was named to *Dallas Morning News* columnist Rick Gosselin's NFL All-Rookie team after starting all 16 games for an offense that set a team record in first downs (356) and a then-team record in total net yards (6,386)
- Became the first Eagles rookie offensive lineman to start all 16 games since **Doug Brzezinski** did so in 1999 and the first rookie in team history to start every game at center

COLLEGE HIGHLIGHTS

- Started his final 38 games at Cincinnati during a 47-game career – 26 at left guard and 12 at center
- Started 12 games at center in 2010, and was an All-American honorable mention and All-Big East Conference first-team selection by *The NFL Draft Report*
- As a junior in 2009, earned All-Big East Conference second-team honors while starting all 13 games at left guard
- In 2008, earned Sophomore All-American third-team and All-Big East Conference second-team honors from *The NFL Draft Report* in his first season as a starter
- In 2007, the former walk-on linebacker added more than 40 pounds to his frame during the offseason, shifting to the offensive line, where he competed in nine games as a reserve at center and both offensive guard positions
- Joined the team as a walk-on in 2006, earning Scout Team Defensive Player of the Year honors as a 240-pound LB

TRANSACTIONS

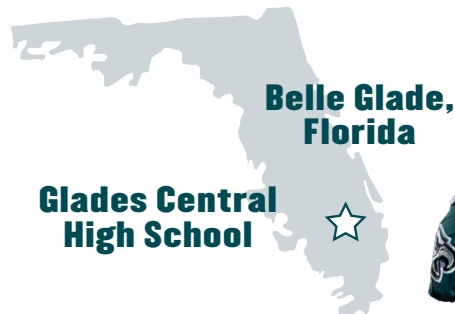
- 2011** Drafted by PHI in 6th round (191st overall)
Signed 4-year contract
- 9/8/12** Placed on Injured Reserve (knee)
- 2/27/14** Signed by PHI to a 7-year contract through 2020
- 3/2/19** Agreed to terms with PHI on a 1-year contract extension through 2021

CB CRE'VON LEBLANC 34



5-10 | 190  **4th Year**

DOB: July 25, 1994 (Age 25)



**Belle Glade,
Florida**

**Glades Central
High School**



**Florida Atlantic
UDFA ('16) by
New England
Acquired: W-Det-18**



Cre'Von LeBlanc was claimed by the Eagles off waivers from Detroit in Week 10 of 2018 and quickly earned a prominent role on defense. LeBlanc saw action in 8 regular-season games (4 starts) in midnight green, totaling 32 tackles (26 solo) and 5 PDs, while adding 11 stops (8 solo), 3 PDs and 1 INT (**Drew Brees** - Divisional Round at New Orleans) in 2 playoff contests. A Florida native, LeBlanc was originally signed by New England as an undrafted free agent and spent the first two years of his career with the Bears.

MOST INTERCEPTIONS

NFL ROOKIES IN 2016

| | |
|-----------------------------|---|
| Briean Boddy-Calhoun (Cle.) | 3 |
| Artie Burns (Pit.) | 3 |
| Deion Jones (Atl.) | 3 |
| Cre'Von LeBlanc (Chi.) | 2 |
| Several players tied | 2 |

NFL UNDRAFTED ROOKIES IN 2016

| | |
|-----------------------------|---|
| Briean Boddy-Calhoun (Cle.) | 3 |
| Cre'Von LeBlanc (Chi.) | 2 |
| Several players tied | 1 |

SEASON HIGHLIGHTS

2018 - LIONS & EAGLES (11/4, 2/1)

- Intercepted **Drew Brees** on the Saints' first play from scrimmage of the Divisional Round playoff game at NO (1/13/19). Became the first NFL player to record an INT on an opponent's first play from scrimmage in a playoff game since **Domonique Rodgers-Cromartie** vs. Green Bay on 1/10/10 with Arizona. Finished the game with 7 tackles and 2 PDs
- Logged a career-high 8 tackles (7 solo) and a PD in the team's Week 15 win at LAR (12/16/18)
- Started his first game as an Eagle vs. Was. (12/3/18) and notched 5 tackles, including a TFL, and 1 PD

2017 - CHICAGO BEARS (15/1)

- Saw action in a career-high 15 games (1 start) and finished with 15 tackles (12 solo), 1.0 sack, 3 PDs and 1 FF

2016 - CHICAGO BEARS (13/9)

- Started nine games as a rookie and finished the season with 46 tackles, two INTs, 10 PDs and a TD. Also logged five punt returns for 43 yards (8.6 avg.)
- Logged the second pick of his career when he intercepted Vikings QB **Sam Bradford** in the end zone at Min. (1/1/17)
- Returned his first NFL interception for a TD when he picked off Lions QB **Matthew Stafford** at Det. (12/11/16). The 24-yard INT return gave Chicago a 17-13 lead in the fourth quarter

COLLEGE HIGHLIGHTS

- Earned All-Conference USA honors and was named the Owls' defensive MVP after notching four INTs during his senior season (2015)



CAREER STATISTICS

| Year | Team | GP/S | TACKLES | | | | | PASS DEFENSE | | | | | | FUMBLES | | | DEF SNAPS | | |
|---------------|---------------|--------------|-----------|-----------|-----------|----------|------------|--------------|-----------|------------|----------|-----------|----------|----------|----------|----------|------------|------------|-----|
| | | | Total | Solo | Asst | TFL | Sacks | Int | Yds | Lg | TD | PD | OPH | FF | FR | Yds | No | Pct | |
| 2016 | Chicago | 13/9 | 46 | 36 | 10 | 0 | 0.0 | 2 | 24 | 24t | 1 | 10 | 0 | 0 | 0 | 0 | 0 | 695 | 65% |
| 2017 | Chicago | 15/1 | 15 | 12 | 3 | 0 | 1.0 | 0 | 0 | -- | 0 | 3 | 0 | 1 | 0 | 0 | 212 | 20% | |
| 2018 | Detroit | 3/0 | 2 | 2 | 0 | 0 | 0.0 | 0 | 0 | -- | 0 | 0 | 0 | 0 | 0 | 0 | 29 | 6% | |
| | Philadelphia | 8/4 | 32 | 26 | 6 | 1 | 0.0 | 0 | 0 | -- | 0 | 5 | 0 | 0 | 0 | 0 | 351 | 34% | |
| | <i>Totals</i> | <i>11/4</i> | <i>34</i> | <i>28</i> | <i>6</i> | <i>1</i> | <i>0.0</i> | <i>0</i> | <i>0</i> | <i>--</i> | <i>0</i> | <i>5</i> | <i>0</i> | <i>0</i> | <i>0</i> | <i>0</i> | <i>---</i> | <i>---</i> | |
| Totals | | 39/14 | 95 | 76 | 19 | 1 | 1.0 | 2 | 24 | 24t | 1 | 18 | 0 | 1 | 0 | 0 | --- | --- | |

PLAYOFFS

| | | | | | | | | | | | | | | | | | | |
|---------------|--------------|------------|-----------|----------|----------|----------|------------|----------|----------|----------|----------|----------|----------|----------|----------|----------|------------|------------|
| 2018 | Philadelphia | 2/1 | 11 | 8 | 3 | 0 | 0.0 | 1 | 0 | 0 | 0 | 3 | 0 | 0 | 0 | 0 | 108 | 77% |
| Totals | | 2/1 | 11 | 8 | 3 | 0 | 0.0 | 1 | 0 | 0 | 0 | 3 | 0 | 0 | 0 | 0 | --- | --- |

ADDITIONAL STATISTICS

Punt Returns: 5-43 - 2016 (5-43) **Special Teams Tackles:** 3 - 2018 (1), 2017 (2) **Postseason Special Teams Tackles:** 1 - 2018 (1)

CAREER HIGHS

| | | |
|----------------|-----|--------------------------------|
| Tackles | 8 | 12/16/18 at LAR |
| Sacks | 1.0 | 11/12/17 vs. GB |
| INTs | 1 | 3x, last: 1/13/19 at NO [Div.] |
| PDs | 3 | 2x, last: 12/11/16 |
| FFs | 1 | 11/26/17 at Phi. |
| FRs | -- | --- |

2018 GAME-BY-GAME STATISTICS (DET & PHI)

| Date | Opp | GP/S | Tot | Solo | Sk | Int | PD | FF | FR | Snaps | Pct |
|---|--------|-------------|-----------|----------------------|------------|----------|----------|----------|----------|------------|------------|
| Sep 10 | NYJ | L | --- | LIONS PRACTICE SQUAD | | | | | | | |
| Sep 16 | at SF | L | --- | LIONS PRACTICE SQUAD | | | | | | | |
| Sep 23 | NE | W | --- | LIONS PRACTICE SQUAD | | | | | | | |
| Sep 30 | at Dal | L | --- | LIONS PRACTICE SQUAD | | | | | | | |
| Oct 7 | GB | W | 1/0 | 1 | 1 | 0.0 | 0 | 0 | 0 | 26 | 32% |
| Oct 21 | at Mia | W | 1/0 | 0 | 0 | 0.0 | 0 | 0 | 0 | 0 | 0% |
| Oct 28 | Sea | L | 1/0 | 1 | 1 | 0.0 | 0 | 0 | 0 | 3 | 5% |
| WAIVED BY LIONS (11/3/18) | | | | | | | | | | | |
| CLAIMED BY EAGLES OFF WAIVERS (11/5/18) | | | | | | | | | | | |
| Nov 11 | Dal | L | 1/0 | 0 | 0 | 0.0 | 0 | 0 | 0 | 0 | 0% |
| Nov 18 | at NO | L | 1/0 | 4 | 2 | 0.0 | 0 | 1 | 0 | 44 | 63% |
| Nov 25 | NYG | W | 1/0 | 4 | 2 | 0.0 | 0 | 2 | 0 | 45 | 73% |
| Dec 3 | Was | W | 1/1 | 5 | 5 | 0.0 | 0 | 1 | 0 | 34 | 76% |
| Dec 9 | at Dal | L | 1/1 | 5 | 5 | 0.0 | 0 | 0 | 0 | 71 | 72% |
| Dec 16 | at LAR | W | 1/1 | 8 | 7 | 0.0 | 0 | 1 | 0 | 74 | 97% |
| Dec 23 | Hou | W | 1/0 | 3 | 2 | 0.0 | 0 | 0 | 0 | 41 | 63% |
| Dec 30 | at Was | W | 1/1 | 3 | 3 | 0.0 | 0 | 0 | 0 | 42 | 93% |
| Totals | | 11/4 | 34 | 28 | 0.0 | 0 | 5 | 0 | 0 | --- | -- |
| PLAYOFFS | | | | | | | | | | | |
| Jan 6 | at Chi | W | 1/0 | 4 | 3 | 0.0 | 0 | 1 | 0 | 51 | 80% |
| Jan 13 | at NO | L | 1/1 | 7 | 5 | 0.0 | 1 | 2 | 0 | 57 | 74% |
| Totals | | 2/1 | 11 | 8 | 0.0 | 1 | 3 | 0 | 0 | 108 | 77% |



COLLEGE HIGHLIGHTS (Continued)

- Logged the first two INTs of his career as a junior in 2014. Returned the first pick of his career 76 yards for a TD against University of Texas at San Antonio

TRANSACTIONS

- 2016** Signed by NE as UDFA
- 9/3/16** Waived by NE
- 9/4/16** Claimed by CHI off waivers from NE
- 9/1/18** Waived by CHI
- 9/3/18** Signed by DET to practice squad
- 10/6/18** Signed by DET from practice squad to active roster
- 11/3/18** Waived by DET
- 11/5/18** Claimed by PHI off waivers from DET
- 9/2/19** Signed by PHI to 1-year contract extension
- Placed on Injured Reserve




6-2 | 249  **3rd Year**
DOB: Sept. 9, 1992 (Age 26)

**Middletown,
New Jersey**

**Middletown South
High School** 



Old Dominion
UDFA ('15) by Chicago
Acquired: FA-16



Rick Lovato was signed by the Eagles in Week 15 of 2016 and has helped bring stability and success to Philadelphia's special teams units. In his first full season as the long snapper in 2017, Lovato helped rookie kicker **Jake Elliott** connect on the longest FGs in Eagles regular-season (61 yards) and postseason history (53 yards). In 2018, he snapped for first-year punter **Cameron Johnston**, who set franchise records in both gross punting average (48.1) and net punting average (42.7).

CAREER HIGHLIGHTS

- In 2018, snapped for first-year punter **Cameron Johnston**, who set team records in both gross punting average (48.1) and net punting average (42.7)
- In his first full season as Philadelphia's long snapper in 2017, helped rookie kicker **Jake Elliott** kick the longest FGs in Eagles regular-season (61 yards) and playoff history (53 yards)

COLLEGE HIGHLIGHTS

- Served as Old Dominion's long snapper in all 50 games during his four-year career. Earned FCS All-America honors in 2012

TRANSACTIONS

| | |
|-----------------|-----------------------|
| 2015 | Signed by CHI as UDFA |
| 8/31/15 | Waived by CHI |
| 12/22/15 | Signed by GB |
| 9/3/16 | Waived by GB |
| 11/19/16 | Signed by WAS |
| 11/29/16 | Waived by WAS |
| 12/12/16 | Signed by PHI |

BIRDSEED

Lovato began long-snapping as a freshman at Middletown South (NJ) High School, where he also played center and defensive line. Following his senior year, Lovato was named third-team all-Monmouth County and was an all-conference selection.

 [@TheSnappingLife](#)  [@ricklovato45](#)

THREE-STEP DROP

First job: Worked at his dad's sub shop

Hobbies: Playing guitar and skateboarding

Surprisingly good at: "Flexibility. I'm probably the most flexible person on the team."

Favorite athlete growing up: Derek Jeter

Favorite movie: *Fast and Furious*

Favorite TV show: *The Office*

CAREER SERVICE

| | | | ST |
|---------------|---------------|-----------|----------|
| Year | Team | GP | T |
| 2015 | Green Bay | 2 | 0 |
| 2016 | Washington | 2 | 0 |
| | Philadelphia | 3 | 0 |
| | Totals | 5 | 0 |
| 2017 | Philadelphia | 16 | 4 |
| 2018 | Philadelphia | 16 | 3 |
| Totals | | 39 | 7 |

PLAYOFFS

| | | | |
|---------------|--------------|----------|----------|
| 2015 | Green Bay | 2 | 0 |
| 2017 | Philadelphia | 3 | 0 |
| 2018 | Philadelphia | 2 | 0 |
| Totals | | 7 | 0 |



5-9 | 184  **2nd Year**
DOB: March 31, 1996 (Age 23)

Detroit, Michigan

Martin Luther King High School

Pitt
Pittsburgh
D4a-18 (125th overall)
by Philadelphia



Originally selected by the Eagles in the 4th round (125th overall) of the 2018 NFL Draft, **Avonte Maddox** put his versatility on display as a rookie and played a valuable role at the cornerback, nickel and safety positions. One of the top defensive backs in the ACC during his time at the University of Pittsburgh, the Detroit native produced 183 tackles (136 solo), 42 PDs, 8 INTs (including 2 TDs), 7.0 sacks, 3 FFs and 1 FR in 46 career games.

MOST INTERCEPTIONS

ACC PLAYERS (2015-17)

| | |
|------------------------------|----|
| T. Washington (Louisville) | 10 |
| Greg Stroman (Va. Tech) | 9 |
| C. Tankersley (Clemson) | 9 |
| Chucky Williams (Louisville) | 9 |
| Avonte Maddox (Pitt) | 8 |
| Lukas Denis (BC) | 8 |
| T. McFadden (FSU) | 8 |

ACC PLAYERS (2015-17)

| | |
|-------------------|---|
| Avonte Maddox | 8 |
| Dane Jackson | 3 |
| Terrish Webb | 3 |
| Jordan Whitehead | 3 |
| Saleem Brightwell | 2 |
| Matt Galambos | 2 |
| Ryan Lewis | 2 |

MOST SACKS

ACC DEFENSIVE BACKS IN 2017

| | |
|-----|----------------------------|
| 4.0 | Avonte Maddox (Pitt) |
| 3.0 | C.J. Avery (Louisville) |
| 3.0 | Shawn Boone (NC State) |
| 2.0 | Amari Carter (Miami) |
| 2.0 | Terrell Edmunds (Va. Tech) |
| 2.0 | Mook Reynolds (Va. Tech) |
| 2.0 | M.J. Stewart (UNC) |

THREE-STEP DROP

Hobbies: Bowling and playing video games

Surprisingly good at: Playing the piano

Favorite movie: All About the Benjamins

Favorite TV show: The Flash

Favorite music: R&B and hip-hop

Favorite meal: Crab legs and shrimp

If he could play another sport, what position/team: Shortstop, Detroit Tigers

SEASON HIGHLIGHTS

2018 - PHILADELPHIA EAGLES (13/9, 2/2)

- Registered a split sack of Texans QB **Deshawn Watson** vs. Hou. (12/23/18)
- Intercepted Rams QB **Jared Goff** in the 30-23 road win at LAR (12/16/18)
- Forced a fumble of Jaguars WR **Keelan Cole** at Jax. (10/28/18) which was recovered by **Malcolm Jenkins**. Became the 1st Eagles rookie DB to force a fumble since **Brandon Boykin** on 12/23/12 (vs. Was.)
- Made his 1st-career start and played every defensive snap vs. Min. (10/7/18)
- Picked off **Marcus Mariota** for his 1st-career INT at Ten. (9/30/18). The takeaway set up a 27-yard FG to give the Eagles a 10-3 halftime lead



| CAREER STATISTICS | | | | | | | | | | | | | | | | | | |
|-------------------|--------------|-------------|-----------|-----------|----------|----------|------------|--------------|-----------|-----------|----------|----------|----------|----------|----------|-----------|------------|------------|
| Year | Team | GP/S | TACKLES | | | | | PASS DEFENSE | | | | | FUMBLES | | | DEF SNAPS | | |
| | | | Total | Solo | Asst | TFL | Sacks | Int | Yds | Lg | TD | PD | QPH | FF | FR | Yds | No | Pct |
| 2018 | Philadelphia | 13/9 | 50 | 43 | 7 | 2 | 0.5 | 2 | 23 | 23 | 0 | 7 | 1 | 1 | 0 | 0 | 540 | 52% |
| Totals | | 13/9 | 50 | 43 | 7 | 2 | 0.5 | 2 | 23 | 23 | 0 | 7 | 1 | 1 | 0 | 0 | --- | --- |

| PLAYOFFS | | | | | | | | | | | | | | | | | | |
|---------------|--------------|------------|-----------|-----------|----------|----------|------------|----------|----------|-----------|----------|----------|----------|----------|----------|----------|------------|------------|
| 2018 | Philadelphia | 2/2 | 17 | 13 | 4 | 0 | 0.0 | 0 | 0 | -- | 0 | 4 | 0 | 0 | 0 | 0 | 135 | 96% |
| Totals | | 2/2 | 17 | 13 | 4 | 0 | 0.0 | 0 | 0 | -- | 0 | 4 | 0 | 0 | 0 | 0 | --- | --- |

| ADDITIONAL STATISTICS | | | | | | | | | | | | | | | | | | |
|--|--|--|--|--|--|--|--|--|--|--|--|--|--|--|--|--|--|--|
| Special Teams Tackles: 5 - 2018 (5) | | | | | | | | | | | | | | | | | | |

| CAREER HIGHS | | |
|----------------|-----|---------------------------|
| Tackles | 10 | 1/13/19 at NO (Div.) |
| Sacks | 0.5 | 12/23/18 vs. Hou. |
| INTs | 1 | 2x, last: 12/16/18 at LAR |
| PDs | 3 | 1/6/19 at Chi. (WC) |
| FFs | 1 | 10/28/18 at Jax. |
| FRs | -- | --- |

COLLEGE HIGHLIGHTS

- One of the top defensive backs in the ACC during his time at Pitt. In 46 career games, produced 183 tackles (136 solo), 42 PDs, 8 INTs (including 2 TDs), 7.0 sacks, 3 FFs and 1 FR
- From 2015-17, his 8 career INTs led the Panthers and tied for 5th in the ACC
- As a senior in 2017, posted a team-high 11 PDs and 2 INTs. Also ranked 2nd in the ACC with a team-leading 3 FFs and led all ACC defensive backs with a career-high 4.0 sacks
- Following his senior season, earned All-ACC honors from the league's coaches and *Associated Press*. Also named the Eastern College Athletic Conference (ECAC) Defensive Player of the Year
- Led the Panthers with 3 INTs and 11 PDs (tied) for the second straight season as a junior in 2016. Closed out the Panthers' win over Marshall with a 33-yard INT-TD (10/1/16)
- Received All-ACC recognition after leading Pitt with 3 INTs and 15 PDs as a sophomore in 2015. Blocked an extra-point attempt in the Military Bowl (12/28/15). Had a career-high 4 PDs and 30-yard INT-TD vs. Louisville (11/21/15). Returned a kickoff 89 yards for a TD vs. Youngstown State (9/5/15)

TRANSACTIONS

2018 Drafted by PHI in 4th round (125th overall)
Signed 4-year contract

| 2018 GAME-BY-GAME STATISTICS (PHI) | | | | | | | | | | | | |
|------------------------------------|--------|------|-------------|------------------------|-----------|------------|----------|----------|----------|----------|------------|------------|
| Date | Opp | GP/S | Tot | Solo | Sk | Int | PD | FF | FR | Snaps | Pct | |
| Sep 6 | Atl | W | 1/0 | 0 | 0 | 0.0 | 0 | 0 | 0 | 0 | 0% | |
| Sep 16 | at TB | L | 1/0 | 0 | 0 | 0.0 | 0 | 0 | 0 | 0 | 0% | |
| Sep 23 | Ind | W | 1/0 | 0 | 0 | 0.0 | 0 | 0 | 0 | 0 | 0% | |
| Sep 30 | at Ten | L | 1/0 | 3 | 2 | 0.0 | 1 | 1 | 0 | 20 | 28% | |
| Oct 7 | Min | L | 1/1 | 7 | 6 | 0.0 | 0 | 0 | 0 | 62 | 100% | |
| Oct 11 | at NYG | W | 1/1 | 6 | 6 | 0.0 | 0 | 0 | 0 | 65 | 100% | |
| Oct 21 | Car | L | 1/1 | 5 | 5 | 0.0 | 0 | 0 | 0 | 58 | 98% | |
| Oct 28 | at Jax | W | 1/1 | 6 | 4 | 0.0 | 0 | 0 | 1 | 64 | 100% | |
| Nov 11 | Dal | L | 1/1 | 7 | 4 | 0.0 | 0 | 0 | 0 | 68 | 99% | |
| Nov 18 | at NO | L | 1/1 | 2 | 2 | 0.0 | 0 | 1 | 0 | 17 | 24% | |
| Nov 25 | NYG | W | 0/0 | INACTIVE (ANKLE, KNEE) | | | | | | | | |
| Dec 3 | Was | W | 0/0 | INACTIVE (ANKLE, KNEE) | | | | | | | | |
| Dec 9 | at Dal | L | 0/0 | INACTIVE (ANKLE, KNEE) | | | | | | | | |
| Dec 16 | at LAR | W | 1/1 | 6 | 6 | 0.0 | 1 | 2 | 0 | 76 | 100% | |
| Dec 23 | Hou | W | 1/1 | 5 | 5 | 0.5 | 0 | 2 | 0 | 65 | 100% | |
| Dec 30 | at Was | W | 1/1 | 3 | 3 | 0.0 | 0 | 1 | 0 | 45 | 100% | |
| Totals | | | 13/9 | 50 | 43 | 0.5 | 2 | 7 | 1 | 0 | 540 | 52% |

| PLAYOFFS | | | | | | | | | | | | |
|---------------|--------|---|------------|-----------|-----------|------------|----------|----------|----------|----------|------------|------------|
| Jan 6 | at Chi | W | 1/1 | 7 | 6 | 0.0 | 0 | 3 | 0 | 64 | 100% | |
| Jan 13 | at NO | L | 1/1 | 10 | 7 | 0.0 | 0 | 1 | 0 | 71 | 92% | |
| Totals | | | 2/2 | 17 | 13 | 0.0 | 0 | 4 | 0 | 0 | 135 | 96% |

BIRDSEED

One of the top athletes in the state of Michigan, Maddox played only two years of football at Martin Luther King (Detroit) High School as a slot receiver, running back, defensive back and kick returner. He also played baseball and basketball. Maddox is the son of Michael and Melanie Jackson and has two brothers and one sister. Maddox majored in communication at Pitt.

@2live_AM @2live_am




6-8 | 346  **2nd Year**
DOB: March 31, 1997 (Age 22)



**Sydney,
Australia**



**D7-18 (233rd overall)
by Philadelphia**



A former professional rugby player and an Australian native of Samoan heritage, **Jordan Mailata** (pronounced my-LOT-uh) was originally selected by Philadelphia in the 7th round (233rd overall) of the 2018 NFL Draft, despite having no prior football experience. In 2017, Mailata, who was a front rower for the National Rugby League's South Sydney Rabbitohs, entered the NFL's International Pathway program and conducted his training at IMG Academy in Florida.

BIRDSEED

Mailata's size was no longer compatible for playing rugby, as he was asked to drop 50 pounds from his 310-pound playing weight. That goal quickly became unrealistic given his 10-percent body fat.

Mailata played rugby for the South Sydney Rabbitohs, a club owned by actor Russell Crowe.

Mailata, who was born Lafoga Jordan Mailata, is named after NBA legend Michael Jordan.

THREE-STEP DROP

- First job:** McDonald's
- Hobbies:** Playing guitar
- Desired talent:** Swimming
- If he could play another sport:** Horse jockey
- Player he models his game after:** Jason Peters
- Favorite athlete growing up:** Usain Bolt
- Moment left star struck:** Getting drafted
- Favorite sports moment:** Winning the Rugby Grand Final when he was 14 years old
- Favorite quote:** "You think darkness is your ally? I was born in it, molded by it." - Bane, *The Dark Knight Rises*
- Favorite movies:** *The Lord of the Rings* trilogy and *Star Wars* movies
- Favorite TV show:** *The Walking Dead*
- Favorite music:** Everything

CAREER STATISTICS

| | | | OFF SNAPS | |
|---------------|--------------|------------|------------|------------|
| Year | Team | GP/S | No | Pct |
| 2018 | Philadelphia | 0/0 | 0 | 0% |
| Totals | | 0/0 | --- | --- |

CAREER HIGHLIGHTS

- Selected by the Eagles as an offensive tackle in the 7th round (233rd overall) of the 2018 NFL Draft

TRANSACTIONS

- 2018** Drafted by PHI in 7th round (233rd overall)
Signed 4-year contract
- 12/14/18** Placed on Injured Reserve (back)



6-4 | 218  **17th Year**
DOB: July 4, 1979 (Age 40)



Jacksonville, Texas 

Jacksonville High School



Sam Houston State
D3a-02 (81st overall)
by Arizona
Acquired: FA-NYJ-19



A 17-year NFL veteran, **Josh McCown** signed with the Eagles on August 17, 2019. After originally announcing his retirement following the 2018 season, McCown joined the Eagles late in training camp following injuries to quarterbacks Nate Sudfeld and Cody Kessler. Originally a third-round pick of the Arizona Cardinals in 2002, McCown has played in 99 games (76 starts) and thrown for 17,707 yards and 98 TDs in his career.

CAREER HIGHLIGHTS

- In 2017, was voted by his Jets teammates as the 2017 Curtis Martin Team MVP, becoming the first Jets QB to win the award since **Chad Pennington** in 2002. Started 13 games, completing 267-of-397 passes for 2,926 yards and 18 TDs. Also registered a career-high 5 rushing TDs
- Named **AFC Offensive Player of the Week** for the second time in his career after throwing for 331 yards and scoring 3 TDs (1 pass, 2 rush) in a Jets win vs. KC (12/3/17)
- Set a Cleveland Browns franchise single-game record with 457 passing yards and earned **AFC Offensive Player of the Week** following an OT victory at Bal. (10/11/15). Finished the contest with 2 TD passes and a 111.3 QB rating. Also became the only Cleveland quarterback to throw for 300-plus passing yards in three consecutive games
- Recorded a career-best 109.0 QB rating with the Chicago Bears in 2013. Threw for 1,829 yards with 13 TDs and 1 INT. Led the NFL in interception percentage (0.4) and finished 2nd in TD-INT ratio (13.0)

NFL TEAM AWARDS

During his first season with the New York Jets (2017), earned the Curtis Martin Team MVP, becoming the first Jets QB to win the award since Chad Pennington in 2002.

Was nominated as the Cleveland Browns' representative for the 2015 Art Rooney Sportsmanship Award and also earned the 2015 Dino Lucarelli Good Guy Award from the Cleveland media.

In 2014, was awarded the Chicago Bears Piccolo Award given annually to the teammate that exemplifies courage, loyalty, teamwork and dedication.

 **@JoshMcCown12**

SEASON HIGHLIGHTS

2017 - NEW YORK JETS (13/13)

- Was voted by his Jets teammates as the 2017 Curtis Martin Team MVP, becoming the first Jets QB to win the award since **Chad Pennington** in 2002. Completed 267-of-397 passes for 2,926 yards and 18 TDs. Also registered a career-high 5 rushing TDs



CAREER STATISTICS

| Year | Team | GP/S | PASSING | | | | | | | | | | RUSHING | | | | | OFF SNAPS | |
|---------------|-----------|---------------|-------------|-------------|-------------|--------------|------------|-----------|-----------|------------|-----------------|-------------|------------|-------------|------------|-----------|-----------|-----------|-----------|
| | | | Att | Cmp | Pct | Yds | Y/A | TD | Int | Lg | Sk/Yds | Rate | Att | Yds | Avg | Lg | TD | No | Pct |
| 2002 | Arizona | 2/0 | 18 | 7 | 38.9 | 66 | 3.7 | 0 | 2 | 26 | 5/50 | 10.2 | 1 | 20 | 20.0 | 20 | 0 | -- | -- |
| 2003 | Arizona | 10/3 | 166 | 95 | 57.2 | 1018 | 6.1 | 5 | 6 | 60 | 25/174 | 70.3 | 28 | 158 | 5.6 | 16 | 1 | -- | -- |
| 2004 | Arizona | 14/13 | 408 | 233 | 57.1 | 2511 | 6.2 | 11 | 10 | 48 | 31/263 | 74.1 | 36 | 112 | 3.1 | 12 | 2 | -- | -- |
| 2005 | Arizona | 9/6 | 270 | 163 | 60.4 | 1836 | 6.8 | 9 | 11 | 49 | 18/101 | 74.9 | 29 | 139 | 4.8 | 12 | 0 | -- | -- |
| 2006 | Detroit | 2/0 | 0 | 0 | --- | 0 | -- | 0 | 0 | -- | 0/0 | --- | 0 | 0 | --- | --- | 0 | -- | -- |
| 2007 | Oakland | 9/9 | 190 | 111 | 58.4 | 1151 | 6.1 | 10 | 11 | 46t | 14/92 | 69.4 | 29 | 143 | 4.9 | 24 | 0 | -- | -- |
| 2008 | Carolina | 2/0 | 0 | 0 | --- | 0 | -- | 0 | 0 | -- | 0/0 | --- | 4 | -3 | -0.8 | 0 | 0 | -- | -- |
| 2009 | Carolina | 1/0 | 6 | 1 | 16.7 | 2 | 0.3 | 0 | 0 | 2 | 1/6 | 39.6 | 0 | 0 | --- | --- | 0 | -- | -- |
| 2011 | Chicago | 3/2 | 55 | 35 | 63.6 | 414 | 7.5 | 2 | 4 | 49 | 7/43 | 68.3 | 12 | 68 | 5.7 | 28 | 0 | -- | -- |
| 2012 | Chicago | 0/0 | 0 | 0 | --- | 0 | -- | 0 | 0 | -- | 0/0 | --- | 0 | 0 | --- | --- | 0 | -- | -- |
| 2013 | Chicago | 8/5 | 224 | 149 | 66.5 | 1829 | 8.2 | 13 | 1 | 80t | 11/37 | 109 | 13 | 69 | 5.3 | 20 | 1 | -- | -- |
| 2014 | Tampa Bay | 11/11 | 327 | 184 | 56.3 | 2206 | 6.7 | 11 | 14 | 56t | 36/235 | 70.5 | 25 | 127 | 5.1 | 16t | 3 | -- | -- |
| 2015 | Cleveland | 8/8 | 292 | 186 | 63.7 | 2109 | 7.2 | 12 | 4 | 56 | 23/137 | 93.3 | 20 | 98 | 4.9 | 13 | 1 | -- | -- |
| 2016 | Cleveland | 5/3 | 165 | 90 | 54.5 | 1100 | 6.7 | 6 | 6 | 54 | 18/126 | 72.3 | 7 | 21 | 3.0 | 7 | 0 | -- | -- |
| 2017 | N.Y. Jets | 13/13 | 397 | 267 | 67.3 | 2926 | 7.4 | 18 | 9 | 69t | 39/264 | 94.5 | 37 | 124 | 3.4 | 22 | 5 | -- | -- |
| 2018 | N.Y. Jets | 4/3 | 110 | 60 | 54.5 | 539 | 4.9 | 1 | 4 | 41 | 7/35 | 55.8 | 5 | 32 | 6.4 | 12 | 0 | -- | -- |
| Totals | | 101/76 | 2628 | 1581 | 60.2 | 17707 | 6.7 | 98 | 82 | 80t | 235/1563 | 79.7 | 246 | 1108 | 4.5 | 28 | 13 | -- | -- |

PLAYOFFS

| | | | | | | | | | | | | | | | | | | | |
|---------------|----------|------------|----------|----------|------------|----------|-----------|----------|----------|-----------|------------|------------|----------|----------|------------|------------|----------|-----------|-----------|
| 2008 | Carolina | 0/0 | 0 | 0 | --- | 0 | -- | 0 | 0 | -- | 0/0 | --- | 0 | 0 | --- | --- | 0 | 0 | 0% |
| Totals | | 0/0 | 0 | 0 | --- | 0 | -- | 0 | 0 | -- | 0/0 | --- | 0 | 0 | --- | --- | 0 | -- | -- |

CAREER HIGHS

| | | |
|----------------------|-------|----------------------------|
| Pass Attempts | 51 | 10/11/15 at Bal. |
| Completions | 36 | 2x, last: 10/11/15 at Bal. |
| Passing Yards | 457 | 10/11/15 at Bal. |
| Yards/Attempt | 12.5 | 11/16/14 at Was. |
| Passing Long | 80t | 12/1/13 at Min. |
| Passing TDs | 4 | 12/9/13 vs. Dal. |
| Completion % | 81.3 | 10/25/15 at StL |
| Passer Rating | 141.9 | 12/9/13 vs. Dal. |
| Rush Attempts | 9 | 12/19/04 vs. StL |
| Rushing Yards | 48 | 12/14/03 vs. Car. |
| Rushing Long | 28 | 1/1/12 at Min. |
| Rushing TDs | 2 | 3x, last: 12/19/04 vs. StL |

SEASON HIGHLIGHTS (Continued)

- Finished the season with a QB rating of 94.5, marking the fourth-highest single-season total in franchise history. Also registered a 67.3 completion percentage, which was the third-highest completion percentage in team history
- Named **AFC Offensive Player of the Week** for the second time in his career after throwing for 331 yards and scoring 3 TDs (1 pass, 2 rush) in a Jets win vs. KC (12/3/17)

2015 - CLEVELAND BROWNS (8/8)

- Despite playing in just half of the team's games, threw for 2,109 yards and 12 TDs
- Set a Cleveland Browns franchise single-game record with 457 passing yards and earned **AFC Offensive Player of the Week** following an OT victory at Bal. (10/11/15). Finished the contest with 2 TD passes and a 111.3 QB rating. Also became the only Cleveland quarterback to throw for 300-plus passing yards in three consecutive games





5-10 | 195  **8th Year**
DOB: June 23, 1990 (Age 29)

Hyattsville, Maryland

DeMatha Catholic High School



Virginia UDFA ('12) by St. Louis
Acquired: FA-LAR-16

THREE-STEP DROP

Hobbies: Puzzles and video games

Bucket list: Ride in a helicopter, skydive and travel to Paris

If he could be any superhero: Batman

Favorite movies: *Any Given Sunday*, *The Dark Knight*, *Friday*

Favorite musicians: Drake, Fabolous, Future

Best player he has faced: Packers QB Aaron Rodgers

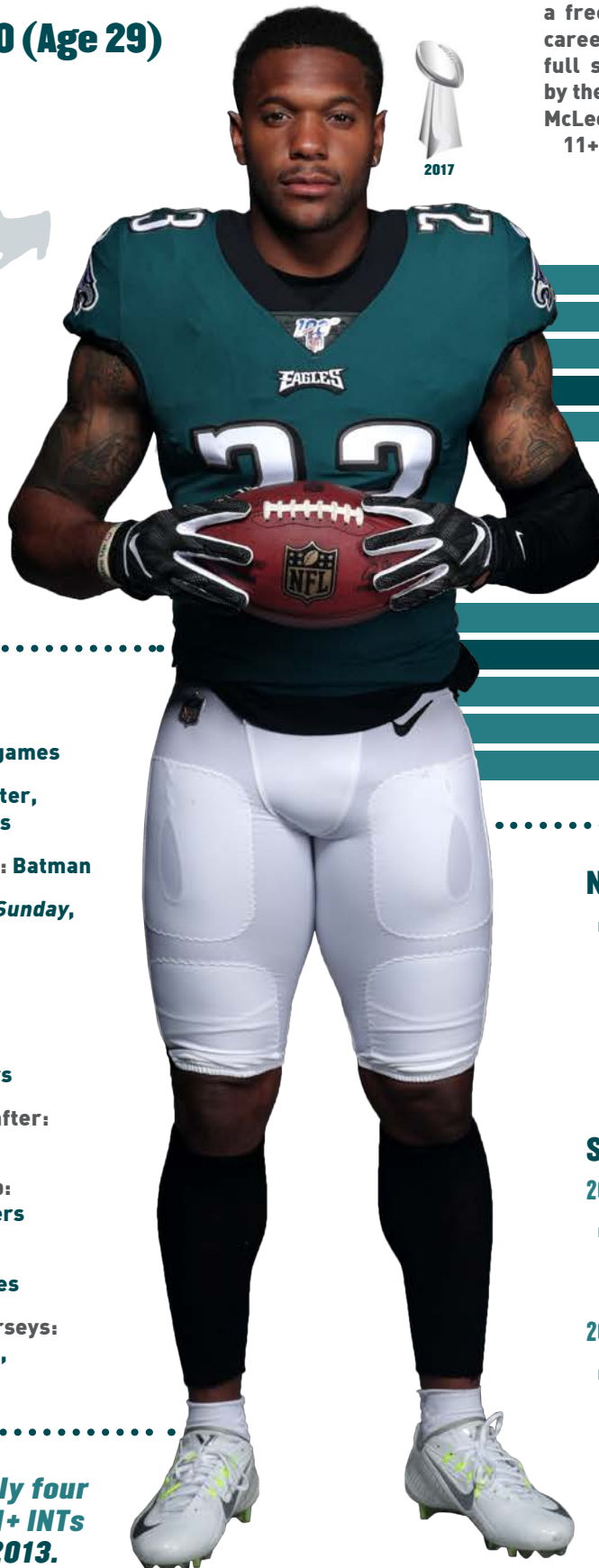
Player he models his game after: Ravens S Earl Thomas

Favorite athletes growing up: Kobe Bryant, Deion Sanders

Favorite athletes now: Steph Curry, LeBron James

Three favorite throwback jerseys: Walter Payton, Jerry Rice, Deion Sanders

McLeod is one of only four NFL safeties with 11+ INTs and 9+ FFs since 2013.



One of the hardest-hitting safeties in the NFL, **Rodney McLeod** joined the Eagles as a free agent in 2016 and has produced a career-high 3 INTs in each of his last two full seasons (2016-17). Originally signed by the Rams as an undrafted rookie in 2012, McLeod is one of just four NFL safeties with 11+ INTs and 9+ FFs since 2013.

MOST TACKLES

EAGLES PLAYERS IN 2017

| | |
|------------------|-----|
| Malcolm Jenkins | 119 |
| Jalen Mills | 86 |
| Nigel Bradham | 85 |
| Rodney McLeod | 78 |
| Mychal Kendricks | 72 |

MOST INTERCEPTIONS

EAGLES PLAYERS IN 2017

| | |
|----------------------|---|
| Patrick Robinson | 4 |
| Rodney McLeod | 3 |
| Ronald Darby | 3 |
| Jalen Mills | 3 |
| Several players tied | 2 |

NOTES TO KNOW

- Joins **Mike Adams** (18 INTs, 9 FFs), **Malcolm Jenkins** (13 INTs, 10 FFs) and **D.J. Swearinger** (11 INTs, 10 FFs) as the only NFL safeties to produce 11+ INTs and 9+ FFs since 2013 (according to *Pro Football Reference*)

SEASON HIGHLIGHTS

2018 - PHILADELPHIA EAGLES (3/3, 0/0)

- Led the team with 10 tackles in the season-opening win vs. Atl. (9/6/18) and tied a career high with 3 PDs

2017 - PHILADELPHIA EAGLES (14/14, 3/3)

- Sacked Falcons QB **Matt Ryan** for a 10-yard loss in the third quarter of the 15-10 win vs. Atl. (1/13/18) in the Divisional Round. Became the first Eagles safety to record a sack in a playoff game since **Brian Dawkins** on 1/4/09 at Minnesota



CAREER STATISTICS

| Year | Team | GP/S | TACKLES | | | | | PASS DEFENSE | | | | | | FUMBLES | | | DEF SNAPS | |
|---------------|--------------|--------------|------------|------------|------------|-----------|------------|--------------|-----------|-----------|----------|-----------|----------|----------|----------|-----------|------------|------------|
| | | | Total | Solo | Asst | TFL | Sacks | Int | Yds | Lg | TD | PD | QPH | FF | FR | Yds | No | Pct |
| 2012 | St. Louis | 16/0 | 0 | 0 | 0 | 0 | 0.0 | 0 | 0 | -- | 0 | 0 | 0 | 0 | 0 | 0 | 4 | 1% |
| 2013 | St. Louis | 16/16 | 87 | 68 | 19 | 2 | 0.0 | 2 | 2 | 2 | 0 | 6 | 0 | 2 | 2 | 7 | 1060 | 99% |
| 2014 | St. Louis | 16/16 | 96 | 64 | 32 | 3 | 0.0 | 2 | 1 | 1 | 0 | 5 | 0 | 2 | 2 | 9 | 1025 | 99% |
| 2015 | St. Louis | 16/16 | 106 | 73 | 33 | 2 | 0.0 | 1 | 4 | 4 | 0 | 5 | 0 | 3 | 1 | 20 | 1153 | 99% |
| 2016 | Philadelphia | 16/16 | 117 | 78 | 39 | 3 | 1.0 | 3 | 5 | 5 | 0 | 10 | 1 | 1 | 0 | 0 | 1014 | 99% |
| 2017 | Philadelphia | 14/14 | 78 | 52 | 26 | 2 | 0.0 | 3 | 54 | 50 | 0 | 11 | 2 | 1 | 1 | 0 | 846 | 82% |
| 2018 | Philadelphia | 3/3 | 16 | 9 | 7 | 0 | 0.0 | 0 | 0 | -- | 0 | 5 | 0 | 0 | 0 | 0 | 162 | 16% |
| Totals | | 97/81 | 500 | 344 | 156 | 12 | 1.0 | 11 | 66 | 50 | 0 | 41 | 3 | 9 | 6 | 36 | --- | --- |

PLAYOFFS

| | | | | | | | | | | | | | | | | | | |
|---------------|--------------|------------|---|-----------|----------|----------|------------|----------|----------|-----------|----------|----------|----------|----------|----------|----------|------------|------------|
| 2017 | Philadelphia | 3/3 | 18 | 16 | 2 | 1 | 1.0 | 0 | 0 | -- | 0 | 3 | 1 | 0 | 0 | 0 | 206 | 100% |
| 2018 | Philadelphia | 0/0 | PLACED ON INJURED RESERVE (KNEE) ON 9/29/18 | | | | | | | | | | | | | | | |
| Totals | | 3/3 | 18 | 16 | 2 | 1 | 1.0 | 0 | 0 | -- | 0 | 3 | 1 | 0 | 0 | 0 | --- | --- |

ADDITIONAL STATISTICS

Fumble Recovery TD: 20 yards on 10/25/15 vs. Cleveland **Special Teams Tackles:** 29 - 2017 (4), 2016 (5), 2014 (1), 2013 (3), 2012 (16)

CAREER HIGHS

| | | |
|----------------|-----|-----------------------------------|
| Tackles | 17 | 10/16/16 at Was. |
| Sacks | 1.0 | 2x, last: 1/13/18 vs. Atl. (Div.) |
| INTs | 1 | 11x, last: 11/19/17 at Dal. |
| PDs | 3 | 2x, last: 9/6/18 vs. Atl. |
| FFs | 1 | 9x, last: 10/8/17 vs. Ari. |
| FRs | 1 | 6x, last: 12/10/17 at LAR |



SEASON HIGHLIGHTS (Continued)

- Combined for a season-high 13 tackles (8 solo) and recovered a fumble forced by **Chris Long**, which he returned 9 yards to set up a 33-yard **Jake Elliott** FG in 43-35 win at LAR (12/10/17)
- Picked off Cowboys QB **Dak Prescott** in the first quarter of the 37-9 win at Dal. (11/19/17). Became the first Eagle to post an INT in 3+ straight games since **Malcolm Jenkins** from 9/15/14-9/28/14 (also 3)
- Intercepted Broncos QB **Brock Osweiler** in the third quarter and returned it a career-long 50 yards to set up an Eagles TD drive in the 51-23 win vs. Den. (11/51/7)
- Recorded his first INT of the season when he picked off 49ers QB **C.J. Beathard** in the second quarter of the 33-10 win vs. SF (10/29/17)

HOMETOWN FOOTBALL CAMP

McLeod hosts an annual football camp at his high school alma mater, DeMatha Catholic, in Hyattsville, MD. The free camp focuses on improving football fundamentals for kids between the ages of 9-14. The camp features motivational speakers who guide campers through a variety of topics, including perseverance, dedication to academics and healthy living.

BIRDSEED

McLeod is the son of Kimberly Holloman and Rodney McLeod. He has five siblings and an English bulldog named Caesar.

McLeod owns a bachelor's degree in sociology.

HIGH SCHOOL STANDOUT

McLeod played defensive back, wide receiver and kick returner in high school at DeMatha Catholic, where he earned all-state and all-conference honors as a senior defensive back in 2007 after intercepting 3 passes. McLeod also hauled in 24 receptions for 52 yards (21.7 avg.) and 8 TDs while returning 3 kickoffs for scores.

As a junior in 2006, McLeod helped lead DeMatha to its fourth-straight conference title, recording 2 INTs and earning all-conference recognition. On offense, McLeod snagged 20 passes for 400 yards (20.0 avg.) and 7 TDs.

McLeod was a member of DeMatha's 400-meter relay team.





2018 GAME-BY-GAME STATISTICS (PHI)

| Date | Opp | GP/S | Tot | Solo | Sk | Int | PD | FF | FR | Snaps | Pct |
|---------------|--------|------|------------|------------------------|----------|------------|----------|----------|----------|------------|------------|
| Sep 6 | Atl | W | 1/1 | 10 | 6 | 0.0 | 3 | 0 | 0 | 70 | 100% |
| Sep 16 | at TB | L | 1/1 | 5 | 3 | 0.0 | 1 | 0 | 0 | 58 | 100% |
| Sep 23 | Ind | W | 1/1 | 1 | 0 | 0.0 | 1 | 0 | 0 | 34 | 58% |
| Sep 30 | at Ten | L | 0/0 | INJURED RESERVE (KNEE) | | | | | | | |
| Oct 7 | Min | L | 0/0 | INJURED RESERVE (KNEE) | | | | | | | |
| Oct 11 | at NYG | W | 0/0 | INJURED RESERVE (KNEE) | | | | | | | |
| Oct 21 | Car | L | 0/0 | INJURED RESERVE (KNEE) | | | | | | | |
| Oct 28 | at Jax | W | 0/0 | INJURED RESERVE (KNEE) | | | | | | | |
| Nov 11 | Dal | L | 0/0 | INJURED RESERVE (KNEE) | | | | | | | |
| Nov 18 | at NO | L | 0/0 | INJURED RESERVE (KNEE) | | | | | | | |
| Nov 25 | NYG | W | 0/0 | INJURED RESERVE (KNEE) | | | | | | | |
| Dec 3 | Was | W | 0/0 | INJURED RESERVE (KNEE) | | | | | | | |
| Dec 9 | at Dal | L | 0/0 | INJURED RESERVE (KNEE) | | | | | | | |
| Dec 16 | at LAR | W | 0/0 | INJURED RESERVE (KNEE) | | | | | | | |
| Dec 23 | Hou | W | 0/0 | INJURED RESERVE (KNEE) | | | | | | | |
| Dec 30 | at Was | W | 0/0 | INJURED RESERVE (KNEE) | | | | | | | |
| Totals | | | 3/3 | 16 | 9 | 0.0 | 0 | 5 | 0 | 162 | 16% |
| PLAYOFFS | | | | | | | | | | | |
| Jan 6 | at Chi | W | 0/0 | INJURED RESERVE (KNEE) | | | | | | | |
| Jan 13 | at NO | L | 0/0 | INJURED RESERVE (KNEE) | | | | | | | |
| Totals | | | 0/0 | 0 | 0 | 0.0 | 0 | 0 | 0 | 0 | 0% |

SEASON HIGHLIGHTS (Continued)

- Totaled a career-high 3 PDs along with 6 tackles (4 solo) in the 28-23 win at Car. (10/12/17)
- Forced a goal-line fumble (**J.J. Nelson**) on the Cardinals' final possession in the 34-7 win vs. Ari. (10/8/17)

2016 - PHILADELPHIA EAGLES (16/16)

- Led the team with a career-high 117 tackles. Also added career highs with 3 INTs and 10 PDs
- Made a game-changing INT in the first quarter when he picked off Vikings QB **Sam Bradford** in the end zone in the win vs. Min. (10/23/16). Also recorded a strip-sack of Bradford, which was the first QB takedown of his career
- Set a new single-game career high when he collected 17 tackles (12 solo) at Was. (10/16/16)
- Intercepted Browns QB **Robert Griffin III** in his Eagles debut vs. Cle. (9/11/16)

2015 - ST. LOUIS RAMS (16/16)

- Posted his first-career 100+ tackle campaign (106). Also recorded a career-high 3 FFs and a fumble recovery TD, while adding 5 PDs and 1 INT
- Totaled 12 tackles (6 solo) at Bal. (11/22/15). Forced a fumble in the first quarter when he stripped Ravens WR **Jeremy Butler** on third down and picked off QB **Joe Flacco** in the second quarter
- Scored the first TD of his career when he picked up a loose ball vs. Cle. (10/25/15) and returned it 20 yards for a score

2017 GAME-BY-GAME STATISTICS (PHI)

| Date | Opp | GP/S | Tot | Solo | Sk | Int | PD | FF | FR | Snaps | Pct |
|---------------|--------|------|--------------|----------------------|-----------|------------|----------|-----------|----------|------------|-------------|
| Sep 10 | at Was | W | 1/1 | 4 | 2 | 0.0 | 0 | 0 | 0 | 63 | 100% |
| Sep 17 | at KC | L | 1/1 | 2 | 2 | 0.0 | 0 | 0 | 0 | 12 | 23% |
| Sep 24 | NYG | W | 0/0 | INACTIVE (HAMSTRING) | | | | | | | |
| Oct 1 | at LAC | W | 1/1 | 2 | 1 | 0.0 | 1 | 0 | 0 | 57 | 100% |
| Oct 8 | Ari | W | 1/1 | 4 | 3 | 0.0 | 1 | 1 | 0 | 60 | 100% |
| Oct 12 | at Car | W | 1/1 | 6 | 4 | 0.0 | 3 | 0 | 0 | 81 | 99% |
| Oct 23 | Was | W | 1/1 | 5 | 3 | 0.0 | 2 | 0 | 0 | 64 | 100% |
| Oct 29 | SF | W | 1/1 | 5 | 4 | 0.0 | 1 | 1 | 0 | 66 | 100% |
| Nov 5 | Den | W | 1/1 | 5 | 2 | 0.0 | 1 | 1 | 0 | 63 | 98% |
| Nov 19 | at Dal | W | 1/1 | 7 | 5 | 0.0 | 1 | 1 | 0 | 60 | 95% |
| Nov 26 | Chi | W | 1/1 | 1 | 1 | 0.0 | 0 | 0 | 0 | 55 | 100% |
| Dec 3 | at Sea | L | 1/1 | 7 | 5 | 0.0 | 0 | 0 | 0 | 60 | 97% |
| Dec 10 | at LAR | W | 1/1 | 7 | 7 | 0.0 | 0 | 0 | 1 | 48 | 100% |
| Dec 17 | at NYG | W | 1/1 | 13 | 8 | 0.0 | 1 | 0 | 0 | 88 | 100% |
| Dec 25 | Oak | W | 1/1 | 10 | 5 | 0.0 | 0 | 0 | 0 | 69 | 100% |
| Dec 31 | Dal | L | 0/0 | INACTIVE | | | | | | | |
| Totals | | | 14/14 | 78 | 52 | 0.0 | 3 | 11 | 1 | 846 | 82% |
| PLAYOFFS | | | | | | | | | | | |
| Jan 13 | Atl | W | 1/1 | 8 | 8 | 1.0 | 1 | 0 | 0 | 63 | 100% |
| Jan 21 | Min | W | 1/1 | 4 | 3 | 0.0 | 1 | 0 | 0 | 67 | 100% |
| Feb 4 | at NE | W | 1/1 | 6 | 5 | 0.0 | 1 | 0 | 0 | 76 | 100% |
| Totals | | | 3/3 | 18 | 16 | 1.0 | 0 | 3 | 0 | 206 | 100% |





6-4 | 254  **Rookie**

DOB: March 14, 1997 (Age 22)

**Philadelphia,
Pennsylvania**

George Washington High School 



Penn State
D4-19 (138th overall)
by Philadelphia

MOST TACKLES FOR LOSS

PENN STATE PLAYERS (2017-18)

| | |
|------|-------------------|
| 26.5 | Shareef Miller |
| 22.0 | Yetur Gross-Matos |
| 14.5 | Kevin Givens |
| 13.0 | Shaka Toney |
| 12.5 | Robert Windsor |

BIRDSEED

A native of Philadelphia, Miller earned *Philadelphia Inquirer* first-team All-Southeastern Pennsylvania honors during his final prep season at George Washington High School in 2014.

Prior to transferring to George Washington, Miller played at Frankford High School where he was named All-Southeastern Pennsylvania first-team.

Miller is the son of Tekeya Cook and has five siblings: Najier, Destiny, Sharde, Tayda and Jaydua. At Penn State, he majored in rehabilitation and human services.



@Sacks5thReef



@48mill



A 4th round selection (138th overall) by the Eagles in the 2019 NFL Draft, Shareef Miller was regarded as one of the top defensive ends in the Big Ten during his three seasons at Penn State. A member of the 2018 Bednarik Award preseason watch list, Miller compiled 100 tackles (58 solo), 31.5 TFL and 14.5 sacks in 40 career games.

MOST SACKS

PENN STATE PLAYERS (2017-18)

| | |
|-------------------|------|
| Shareef Miller | 13.0 |
| Yetur Gross-Matos | 9.5 |
| Kevin Givens | 8.5 |
| Shaka Toney | 8.5 |
| Robert Windsor | 8.5 |

COLLEGE HIGHLIGHTS

- In 40 career games, registered 100 tackles (58 solo), 31.5 TFL, 14.5 sacks, 1 FF and 2 FRs
- A team co-MVP as a junior in 2018, earned third-team All-Big Ten honors after recording single-season career highs in tackles (41), TFL (15 - 2nd on team) and sacks (7.5 - 2nd on team) in 13 starts. Was named to the Bednarik Award preseason watch list
- Was voted as a third-team All-Big Ten honoree by the media and Phil Steele as a sophomore in 2017, where he tallied 37 tackles (20 solo), 11 TFL, 5 sacks, 1 FF and 1 FR in 13 games (12 starts)
- Appeared in all 14 games as a redshirt freshman in 2016, recording 5.5 TFL and 2 sacks

TRANSACTIONS

2019 Drafted by PHI in 4th round (138th overall)
Signed 4-year contract

Miller finished 2nd on Penn State's defense in TFL (15) and sacks (7.5) as a junior in 2018.




6-0 | 191  **4th Year**
DOB: April 6, 1994 (Age 25)



Louisiana State
D7a-16 (233rd overall)
by Philadelphia



2017



Originally selected by the Eagles in the 7th round (233rd overall) of the 2016 NFL Draft, **Jalen Mills** earned a starting role on Philadelphia's defense in 2017, when he tied for the team lead with 22 PDs, ranked 2nd with 86 total tackles and tied for 2nd with 3 INTs (including 1 TD). Mills was a four-year starter at LSU, where he earned All-America honors in 2015.

MOST PASSES DEFENSED EAGLES PLAYERS IN 2018

| | |
|-----------------|----|
| Ronald Darby | 18 |
| Jalen Mills | 14 |
| Malcolm Jenkins | 11 |
| Corey Graham | 9 |
| Avonte Maddox | 7 |

SEASON HIGHLIGHTS

2018 - PHILADELPHIA EAGLES (8/8, 0/0)

- Totaled 50 tackles (40 solo), 2 TFLs and 14 PDs in his third season with the Eagles. Missed the second half of the season due to injury (foot)
- Registered 9 tackles (8 solo) and recorded 3 PDs at NYG (10/11/18)
- Recorded a career-high 4 PDs vs. Ind. (9/23/18) and added 5 solo tackles

2017 - PHILADELPHIA EAGLES (15/15, 3/3)

- As Philadelphia held a 15-10 lead with just over a minute remaining in the Divisional Playoff vs. Atl. (1/13/18), blanketed Falcons WR **Julio Jones** on fourth-and-goal and forced an incompleting in the corner of the end zone to seal the win. Led the defense with a career-high-tying 3 PDs
- Tied for the team lead with 22 PDs, ranked 2nd with 86 total tackles and tied for 2nd with 3 INTs
- Named **NFC Defensive Player of the Week** after posting a 37-yard INT-TD (49ers QB **C.J. Beathard**) in the win vs. SF (10/29/17). Marked his first career TD. Became the first Eagle to win the award since 2007

THREE-STEP DROP

First job: Sold a local newspaper door-to-door when he was 14

Bucket list: Go on a safari, scuba dive with sharks, travel to Australia, Dubai and Paris

Desired talent: Be a genius. "I would want to be the next Albert Einstein."

Player he models his game after: Texans S Tyrann Mathieu

First jersey: Allen Iverson, Philadelphia 76ers (black jersey)

Favorite athletes growing up: Allen Iverson, Tracy McGrady, Roy Jones Jr.

Favorite athletes to watch now: LeBron James, Derrick Rose, Usain Bolt, Serena Williams

Favorite movies: *Belly*, *Finding Nemo*, *Paid in Full*, *Scarface*

Favorite music: Future, Kodak Black, Lil Uzi Vert, Young Thug

Favorite meal: Shrimp and rice



CAREER STATISTICS

| Year | Team | GP/S | TACKLES | | | | | PASS DEFENSE | | | | | | FUMBLES | | | DEF SNAPS | | |
|---------------|--------------|--------------|------------|------------|-----------|----------|------------|--------------|-----------|------------|----------|-----------|----------|----------|----------|----------|------------|------------|-----|
| | | | Total | Solo | Asst | TFL | Sacks | Int | Yds | Lg | TD | PD | QPH | FF | FR | Yds | No | Pct | |
| 2016 | Philadelphia | 16/2 | 67 | 55 | 12 | 0 | 0.0 | 0 | 0 | -- | 0 | 10 | 0 | 0 | 0 | 0 | 0 | 661 | 65% |
| 2017 | Philadelphia | 15/15 | 86 | 68 | 18 | 1 | 0.0 | 3 | 53 | 37t | 1 | 22 | 0 | 0 | 0 | 0 | 932 | 90% | |
| 2018 | Philadelphia | 8/8 | 50 | 40 | 10 | 2 | 0.0 | 0 | 0 | -- | 0 | 14 | 0 | 0 | 0 | 0 | 457 | 44% | |
| Totals | | 39/25 | 203 | 163 | 40 | 3 | 0.0 | 3 | 53 | 37t | 1 | 46 | 0 | 0 | 0 | 0 | --- | --- | |

PLAYOFFS

| | | | | | | | | | | | | | | | | | | |
|---------------|--------------|------------|---|-----------|----------|----------|------------|----------|----------|-----------|----------|----------|----------|----------|----------|----------|------------|------------|
| 2017 | Philadelphia | 3/3 | 15 | 11 | 4 | 0 | 0.0 | 0 | 0 | -- | 0 | 6 | 0 | 0 | 0 | 0 | 206 | 100% |
| 2018 | Philadelphia | 0/0 | PLACED ON INJURED RESERVE (FOOT) ON 12/8/18 | | | | | | | | | | | | | | | |
| Totals | | 3/3 | 15 | 11 | 4 | 0 | 0.0 | 0 | 0 | -- | 0 | 6 | 0 | 0 | 0 | 0 | --- | --- |

ADDITIONAL STATISTICS

INT-TDs: 37-yard INT-TD vs. San Francisco (10/29/17) (49ers QB **C.J. Beathard**)

CAREER HIGHS

| | | |
|----------------|----|----------------------------|
| Tackles | 12 | 9/24/17 vs. NYG |
| Sacks | -- | --- |
| INTs | 1 | 3x, last: 10//29/17 vs. SF |
| PDs | 4 | 9/23/18 vs. Ind. |
| FFs | -- | --- |
| FRs | -- | --- |

SEASON HIGHLIGHTS (Continued)

- Tallied his 2nd INT of the season at Car. (10/12/17) when he picked off Panthers QB **Cam Newton** deep in Eagles territory late in the fourth quarter
- Earned a starting job in his second season and recorded his first career INT in the season opener at Was. (9/10/17). With the Eagles clinging to a 2-point lead and the Redskins threatening to score in the fourth quarter, picked off a **Kirk Cousins** pass on the goal line

2016 - PHILADELPHIA EAGLES (16/2)

- Finished his rookie campaign tied for 4th on the Eagles defense with 10 PDs and ranked 5th with 67 total tackles
- Made the first start of his career at Was. (10/16/16) and recorded 7 tackles (5 solo) and 1 PD
- Had 2 tackles and 1 PD in his NFL debut vs. Cle. (9/11/16)

COLLEGE HIGHLIGHTS

- Played in 7 games as a senior in 2015 after breaking his ankle in the preseason. Was a first-team All-America selection by CBS Sports after finishing the season with 30 tackles, 1.0 sack and 3 PDs
- As a junior in 2014, started 12 games at safety and one at nickelback and tallied 62 tackles, 1 INT and 5 PDs



FÚTBOL FAN

A big soccer fan to this day, Mills played left midfield and left forward in high school. He attended the COPA America Centenario games at Lincoln Financial Field in the 2016 offseason and says if he could play any other sport he would be a forward for the U.S. national team. His favorite soccer players are Cristiano Ronaldo and Lionel Messi.



BIRDSEED

Mills is the son of Kisa Mills and has an older brother, Jaquan, and a dog, a Morkie named Baby. Mills spent one season at DeSoto (TX) High School and helped lead his team to a 10-2 record as a senior, after transferring from Lancaster High School. He moved to WR and QB before switching to the secondary as a junior in high school.



2018 GAME-BY-GAME STATISTICS (PHI)

| Date | Opp | GP/S | Tot | Solo | Sk | Int | PD | FF | FR | Snaps | Pct |
|---------------|--------|------------|------------------------|-----------|------------|----------|-----------|----------|----------|------------|------------|
| Sep 6 | Atl | W 1/1 | 6 | 6 | 0.0 | 0 | 2 | 0 | 0 | 67 | 96% |
| Sep 16 | at TB | L 1/1 | 7 | 6 | 0.0 | 0 | 0 | 0 | 0 | 58 | 100% |
| Sep 23 | Ind | W 1/1 | 5 | 5 | 0.0 | 0 | 4 | 0 | 0 | 55 | 93% |
| Sep 30 | at Ten | L 1/1 | 6 | 3 | 0.0 | 0 | 1 | 0 | 0 | 71 | 100% |
| Oct 7 | Min | L 1/1 | 9 | 5 | 0.0 | 0 | 3 | 0 | 0 | 62 | 100% |
| Oct 11 | at NYG | W 1/1 | 9 | 8 | 0.0 | 0 | 3 | 0 | 0 | 63 | 97% |
| Oct 21 | Car | L 1/1 | 7 | 7 | 0.0 | 0 | 1 | 0 | 0 | 58 | 98% |
| Oct 28 | at Jax | W 1/1 | 1 | 0 | 0.0 | 0 | 0 | 0 | 0 | 23 | 36% |
| Nov 11 | Dal | L 0/0 | INACTIVE (FOOT) | | | | | | | | |
| Nov 18 | at NO | L 0/0 | INACTIVE (FOOT) | | | | | | | | |
| Nov 25 | NYG | W 0/0 | INACTIVE (FOOT) | | | | | | | | |
| Dec 3 | Was | W 0/0 | INACTIVE (FOOT) | | | | | | | | |
| Dec 9 | at Dal | L 0/0 | INJURED RESERVE (FOOT) | | | | | | | | |
| Dec 16 | at LAR | W 0/0 | INJURED RESERVE (FOOT) | | | | | | | | |
| Dec 23 | Hou | W 0/0 | INJURED RESERVE (FOOT) | | | | | | | | |
| Dec 30 | at Was | W 0/0 | INJURED RESERVE (FOOT) | | | | | | | | |
| Totals | | 8/8 | 50 | 40 | 0.0 | 0 | 14 | 0 | 0 | 457 | 44% |
| PLAYOFFS | | | | | | | | | | | |
| Jan 6 | at Chi | W 0/0 | INJURED RESERVE (FOOT) | | | | | | | | |
| Jan 13 | at NO | L 0/0 | INJURED RESERVE (FOOT) | | | | | | | | |
| Totals | | 0/0 | 0 | 0 | 0.0 | 0 | 0 | 0 | 0 | 0 | 0% |



COLLEGE HIGHLIGHTS (Continued)

- Picked up 67 tackles, 3.0 sacks and 3 INTs (tied for the team lead) over 13 starts as a sophomore in 2013
- Earned 2012 Freshman First-Team All-America honors after starting all 13 games at cornerback and finishing 4th on the team with 57 total tackles, while adding 2 INTs and 5 PDs

TRANSACTIONS

- 2016** Drafted by PHI in 7th round (233rd overall)
Signed 4-year contract
- 12/8/18** Placed on Injured Reserve (foot)
- 7/25/19** Placed on Active/PUP List (foot)
- 8/31/19** Placed on Reserve/PUP List (foot)

2017 GAME-BY-GAME STATISTICS (PHI)

| Date | Opp | GP/S | Tot | Solo | Sk | Int | PD | FF | FR | Snaps | Pct |
|---------------|--------|--------------|------------------|-----------|------------|----------|-----------|----------|----------|------------|-------------|
| Sep 10 | at Was | W 1/1 | 9 | 9 | 0.0 | 1 | 2 | 0 | 0 | 63 | 100% |
| Sep 17 | at KC | L 1/1 | 2 | 2 | 0.0 | 0 | 0 | 0 | 0 | 53 | 100% |
| Sep 24 | NYG | W 1/1 | 12 | 11 | 0.0 | 0 | 2 | 0 | 0 | 69 | 100% |
| Oct 1 | at LAC | W 1/1 | 5 | 3 | 0.0 | 0 | 1 | 0 | 0 | 57 | 100% |
| Oct 8 | Ari | W 1/1 | 6 | 5 | 0.0 | 0 | 3 | 0 | 0 | 58 | 97% |
| Oct 12 | at Car | W 1/1 | 5 | 3 | 0.0 | 1 | 1 | 0 | 0 | 81 | 99% |
| Oct 23 | Was | W 1/1 | 6 | 6 | 0.0 | 0 | 0 | 0 | 0 | 64 | 100% |
| Oct 29 | SF | W 1/1 | 8 | 5 | 0.0 | 1 | 2 | 0 | 0 | 61 | 92% |
| Nov 5 | Den | W 1/1 | 4 | 3 | 0.0 | 0 | 2 | 0 | 0 | 64 | 100% |
| Nov 19 | at Dal | W 1/1 | 8 | 7 | 0.0 | 0 | 3 | 0 | 0 | 63 | 100% |
| Nov 26 | Chi | W 1/1 | 2 | 2 | 0.0 | 0 | 1 | 0 | 0 | 44 | 80% |
| Dec 3 | at Sea | L 1/1 | 7 | 5 | 0.0 | 0 | 1 | 0 | 0 | 60 | 97% |
| Dec 10 | at LAR | W 1/1 | 0 | 0 | 0.0 | 0 | 0 | 0 | 0 | 48 | 100% |
| Dec 17 | at NYG | W 1/1 | 4 | 3 | 0.0 | 0 | 2 | 0 | 0 | 85 | 97% |
| Dec 25 | Oak | W 1/1 | 8 | 4 | 0.0 | 0 | 2 | 0 | 0 | 62 | 90% |
| Dec 31 | Dal | L 0/0 | INACTIVE (ANKLE) | | | | | | | | |
| Totals | | 15/15 | 86 | 68 | 0.0 | 3 | 22 | 0 | 0 | 932 | 90% |
| PLAYOFFS | | | | | | | | | | | |
| Jan 13 | Atl | W 1/1 | 1 | 1 | 0.0 | 0 | 3 | 0 | 0 | 63 | 100% |
| Jan 21 | Min | W 1/1 | 5 | 4 | 0.0 | 0 | 1 | 0 | 0 | 67 | 100% |
| Feb 4 | at NE | W 1/1 | 9 | 6 | 0.0 | 0 | 2 | 0 | 0 | 76 | 100% |
| Totals | | 3/3 | 15 | 11 | 0.0 | 0 | 6 | 0 | 0 | 206 | 100% |

2016 GAME-BY-GAME STATISTICS (PHI)

| Date | Opp | GP/S | Tot | Solo | Sk | Int | PD | FF | FR | Snaps | Pct |
|---------------|--------|-------------|-----------|-----------|------------|----------|----------|----------|----------|------------|------------|
| Sep 11 | Cle | W 1/0 | 2 | 2 | 0.0 | 0 | 1 | 0 | 0 | 12 | 23% |
| Sep 19 | at Chi | W 1/0 | 6 | 6 | 0.0 | 0 | 1 | 0 | 0 | 43 | 83% |
| Sep 25 | Pit | W 1/0 | 8 | 7 | 0.0 | 0 | 0 | 0 | 0 | 53 | 88% |
| Oct 9 | at Det | L 1/0 | 4 | 4 | 0.0 | 0 | 1 | 0 | 0 | 24 | 39% |
| Oct 16 | at Was | L 1/1 | 7 | 5 | 0.0 | 0 | 1 | 0 | 0 | 73 | 99% |
| Oct 23 | Min | W 1/0 | 4 | 4 | 0.0 | 0 | 1 | 0 | 0 | 27 | 36% |
| Oct 30 | at Dal | L 1/0 | 4 | 3 | 0.0 | 0 | 1 | 0 | 0 | 47 | 60% |
| Nov 6 | at NYG | L 1/0 | 2 | 1 | 0.0 | 0 | 0 | 0 | 0 | 36 | 56% |
| Nov 13 | Atl | W 1/1 | 7 | 6 | 0.0 | 0 | 1 | 0 | 0 | 50 | 100% |
| Nov 20 | at Sea | L 1/0 | 1 | 0 | 0.0 | 0 | 0 | 0 | 0 | 40 | 60% |
| Nov 28 | GB | L 1/0 | 5 | 5 | 0.0 | 0 | 2 | 0 | 0 | 49 | 69% |
| Dec 4 | at Cin | L 1/0 | 4 | 2 | 0.0 | 0 | 0 | 0 | 0 | 23 | 36% |
| Dec 11 | Was | L 1/0 | 1 | 1 | 0.0 | 0 | 0 | 0 | 0 | 40 | 83% |
| Dec 18 | at Bal | L 1/0 | 3 | 3 | 0.0 | 0 | 0 | 0 | 0 | 34 | 59% |
| Dec 22 | NYG | W 1/0 | 9 | 6 | 0.0 | 0 | 0 | 0 | 0 | 66 | 74% |
| Jan 1 | Dal | W 1/0 | 0 | 0 | 0.0 | 0 | 0 | 0 | 0 | 44 | 79% |
| Totals | | 16/2 | 67 | 55 | 0.0 | 0 | 9 | 0 | 0 | 661 | 65% |



6-4 | 328  **16th Year**

DOB: Jan. 22, 1982 (Age 37)



Queen City, Texas 

Queen City High School



Arkansas

UDFA ('04) by Buffalo
Acquired: T-Buf-09

THREE-STEP DROP

Hobbies: Dominoes, fishing, camping in Texas and DJing

Favorite teams/athletes growing up: Buffalo Bills, Texas Rangers, Bruce Smith

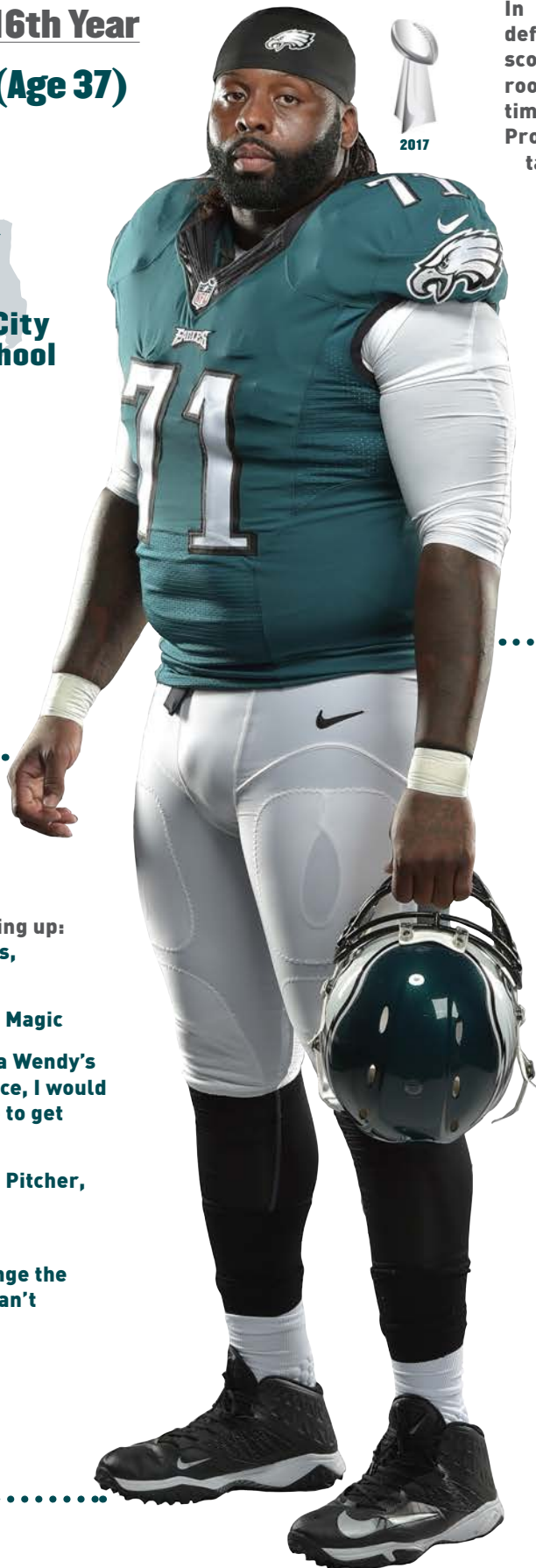
First jersey: Shaquille O'Neal, Magic

First job: Working the grill at a Wendy's in Atlanta, TX. "After practice, I would ride three miles on my bike to get to work."

If he could play another sport: Pitcher, New York Yankees

Best player he ever faced: Dwight Freeney. "He'll change the whole game around if you can't block him."

Talent he'd like to have: To be an engineer for Microsoft and invent something as impactful as the Internet



In 2000, Jason Peters was a redshirt defensive lineman laboring on Arkansas' scout team. In 2004, he was an undrafted rookie tight end working to earn playing time in Buffalo. Now, he is a nine-time Pro Bowl and six-time All-Pro offensive tackle who is building his resume for a spot in the Pro Football Hall of Fame. Widely regarded as the best offensive tackle in the NFL, the 16-year veteran has anchored the Eagles offensive line since he was acquired in a trade with Buffalo in 2009.

| | | | | |
|---|---|---|---|---|
| AP 2007 | AP 2008 | AP 2010 | AP 2011 | AP 2013 |
| AP 2014 |  2008 |  2009 |  2010 |  2011 |
|  2012 |  2014 |  2015 |  2016 |  2017 |

PRO BOWL BERTHS

EAGLES ALL-TIME HISTORY

| | | |
|---|---|--|
|  CHUCK BEDNARIK 8 |  JASON PETERS 7 |  BRIAN DAWKINS 7 |
|  REGGIE WHITE 7 |  DONOVAN MCNABB 6 |  PETE PIHOS 6 |

EAGLES ALL-TIME TACKLES

| | |
|---|---|
|  JASON PETERS 7 |  TRA THOMAS 3 |
|  BOB BROWN 3 |  FRANK KILROY 3 |



AN UNCONVENTIONAL PATH

Peters originally signed with the Buffalo Bills in 2004 as a tight end with a signing bonus of \$5,000. He went undrafted despite an impressive workout at the combine, which included a 4.8 time in the 40-yard dash.

He began the 2004 season on the Bills practice squad, but was elevated to the 53-man roster in November and saw action at both tight end and offensive tackle. In a Dec. 19 contest at Cincinnati, Peters started his first career NFL game when the team opened up in a two-TE set. During the contest, he blocked a punt and recovered it in the end zone for a TD (pictured above).

In 2005, Peters made the transition from tight end to tackle and credits former Bills coach **Mike Mularkey** for the career-changing move. "Offensive line was one of our weak points and I remember wanting to get on the field any way I could. Coach Mularkey told me about it and Mouse (offensive line coach **Jim McNally**) and I got to work."

Peters officially made the switch to tackle in the middle of the season and started the final nine games of the year at RT. He went on to open the 2006 season as the starting RT and switched to LT for the final nine games of the season. That year, he was named to Peter King's SI.com All-Pro team. After proving to be the Bills' most dominant offensive lineman in 2006, Peters opened 15 contests at LT in 2007 and garnered Pro Bowl honors for the first time in his career.

In 2009, the Eagles acquired Peters in a trade with Buffalo in exchange for a first-round draft pick in 2009, a fourth-round pick in 2009 and a sixth-round pick in 2010. Since then, Peters has made the Pro Bowl seven times, marking the second-most Pro Bowl berths in franchise history.

EARLY ATHLETICISM

As a 9-year old, Peters was taken out of a baseball game after the umpire and opposing coach were convinced he was too old to play in the league. "I struck out 9 batters in the first three innings. My mother had to go home and get my birth certificate before I was allowed back in the game. After I did, I hit a home run."

Peters attended Queen City (TX) High School and earned All-District and All-Area honors as a defensive end. He also lettered in basketball, averaging 18.4 points per game to garner All-District and All-Area honors.



CUSTOM WHEELS

Peters owns a business in Shreveport, LA, named Greedy Boy Customs. "We do custom car work or on really anything with wheels," said Peters. "We've actually done work on a few golf carts." ... Thanks to his grandfather, Dallas Wiggins, buying and restoring cars has been a passion in Jason's life. "He used to take all these old cars and fix them up. When I was little, I was always hanging around watching him and my uncle, and I got hooked."



BRAND JORDAN

Peters started a collection of Jordans in 2006 and now has a collection of over 2,500 that he displays in one closet in his home. His personal favorites are the "black and red 13's."

BIRDSEED

Full name is Jason Raynard Peters. His mother is Teledeo (pronounced Toledo) Simington and his stepfather is Ivory Simington. He has two sisters, Ivy and Chrissy.

Jason is quick to name his mother as the hero in his life, "My mom means everything to me. I definitely wouldn't be where I am today without her. She worked multiple jobs so she could provide for us. In the last year or so she lost over 100 pounds before undergoing two knee replacement surgeries. Now she's doing so much better. She continues to be such a big inspiration to me."

He is single and resides in South Jersey and in Atlanta, TX. He has a son, Jayshaun, who plays football, baseball, and basketball. Majored in vocational education at Arkansas.



CAREER STATISTICS

| Year | Team | GP/S | STARTS | | | OFF SNAPS | | |
|---------------|--------------|----------------|-----------------------------------|-----------|----------|------------|------------|--|
| | | | LT | RT | TE | No | Pct | |
| 2004 | Buffalo | 5/1 | 0 | 0 | 1 | N/A | N/A | |
| 2005 | Buffalo | 16/10 | 0 | 9 | 1 | N/A | N/A | |
| 2006 | Buffalo | 16/16 | 9 | 7 | 0 | N/A | N/A | |
| 2007 | Buffalo | 15/15 | 15 | 0 | 0 | N/A | N/A | |
| 2008 | Buffalo | 13/13 | 13 | 0 | 0 | N/A | N/A | |
| 2009 | Philadelphia | 15/15 | 15 | 0 | 0 | N/A | N/A | |
| 2010 | Philadelphia | 13/13 | 13 | 0 | 0 | N/A | N/A | |
| 2011 | Philadelphia | 14/14 | 14 | 0 | 0 | N/A | N/A | |
| 2012 | Philadelphia | 0/0 | PLACED ON IR (ACHILLES) [8/27/12] | | | | | |
| 2013 | Philadelphia | 16/16 | 16 | 0 | 0 | 1018 | 92% | |
| 2014 | Philadelphia | 16/16 | 16 | 0 | 0 | 1146 | 97% | |
| 2015 | Philadelphia | 14/14 | 14 | 0 | 0 | 760 | 66% | |
| 2016 | Philadelphia | 16/16 | 16 | 0 | 0 | 1100 | 97% | |
| 2017 | Philadelphia | 7/7 | 7 | 0 | 0 | 422 | 37% | |
| 2018 | Philadelphia | 16/16 | 16 | 0 | 0 | 868 | 79% | |
| Totals | | 192/182 | 164 | 16 | 2 | --- | --- | |

| PLAYOFFS | | | | | | | |
|---------------|--------------|------------|----------|----------|----------|------------|------------|
| 2009 | Philadelphia | 1/1 | 1 | 0 | 0 | N/A | N/A |
| 2010 | Philadelphia | 1/1 | 1 | 0 | 0 | N/A | N/A |
| 2013 | Philadelphia | 1/1 | 1 | 0 | 0 | 58 | 100% |
| 2018 | Philadelphia | 2/2 | 2 | 0 | 0 | 105 | 88% |
| Totals | | 5/5 | 5 | 0 | 0 | --- | --- |

CAREER HIGHLIGHTS

- With his 9th **Pro Bowl** selection and 7th as an Eagle in 2016, Peters has garnered the second-most Pro Bowl nods in team history behind **Chuck Bednarik** (eight)
- Earned *Associated Press* **All-Pro** honors following the 2007, '08, '10, '11, '13 and '14 campaigns. Was named to the first team in 2011 and 2013
- Joined **Frank "Bucko" Kilroy** (1953-55) as the only two offensive linemen in franchise history to earn a **Pro Bowl** berth in three consecutive years
- Since Peters' first **Pro Bowl** selection in 2007, only **Joe Thomas** (10) has been selected to as many Pro Bowls as an offensive lineman
- Has two career touchdowns: Blocked a punt and recovered it in the end zone (12/19/04 at Cin.) and caught **J.P. Losman's** first career TD pass (9/11/05 vs. Hou.)
- In 2014, was named a second-team *AP All-Pro* and garnered All-NFC honors from the Pro Football Writers of America
- Was part of an Eagles offensive line in 2013 that blocked for the NFL's leading rusher, **LeSean McCoy**, who finished with a franchise-best 1,607 rushing yards. Also helped the Eagles set a team record with 6,676 total yards and record the second-most points in franchise history (442)

COLLEGE HIGHLIGHTS

- Left Arkansas after his junior season. Played in 36 games and caught 28 passes for 300 yards and 4 TDs as a tight end
- In 2003, earned All-SEC second team honors after starting every game at TE and ranking third on the team with 21 receptions for 218 yards and four TDs
- Played in 13 games (12 starts) as a tight end in 2002
- In 2001, played in 10 games (three starts). He began the season as a reserve defensive end and tackle, moving to tight end for the Auburn contest
- Redshirted in 2000, spending the season as a scout team defensive lineman

TRANSACTIONS

- 2004** Signed by BUF as undrafted free agent
- 9/1/04** Waived by BUF
- 9/7/04** Signed by BUF to practice squad
- 11/13/04** Signed by BUF from practice squad to active roster
- 7/14/06** Signed by BUF to 5-year contract extension
- 4/17/09** Traded from BUF to PHI for a 1st-round draft pick in 2009, a 4th-round pick in 2009 and a 6th-round pick in 2010 ... Signed by PHI to 6-year contract
- 8/27/12** Placed on Reserve/Non-Football Injury List (Achilles)
- 2/26/14** Signed by PHI to a 5-year contract
- 6/14/17** Signed by PHI to 1-year contract extension
- 10/25/17** Placed on Injured Reserve (knee)
- 3/11/19** Signed by PHI to 1-year contract extension





6-7 | 332  **2nd Year**
DOB: Dec. 16, 1994 (Age 24)



**Lakewood,
California**

**Lakewood
High School**



TCU

**D6-18 (206th overall)
by Philadelphia**

THREE-STEP DROP

First job: Was a bouncer at Varsity Bar near TCU's campus

Surprisingly good skill: Proficient at graphic design and using technology

First jersey: Magic Johnson, L.A. Lakers

Three favorite throwback jerseys: Michael Jordan, Chicago Bulls; Allen Iverson, Philadelphia 76ers; Kobe Bryant, Los Angeles Lakers

Best player he has faced: San Francisco 49ers and former Oregon DE DeForest Buckner

Favorite TV shows: Breaking Bad, Sons of Anarchy and Blacklist

Prized possession: His family



Matt Pryor was originally selected by the Eagles in the 6th round (206th overall) of the 2018 NFL Draft. The California native played collegiately at TCU, where he started in 31 games (23 at guard) and earned All-Big 12 honors following his senior season in 2017.

Pryor started every game during his junior and senior seasons at TCU. In 2017, he was named second-team All-Big 12 after blocking for an offense that ranked 17th in the nation in total TDs (62).

COLLEGE HIGHLIGHTS

- Started in 31 games (23 at guard) during his time with the Horned Frogs, including an Alamo Bowl victory over Stanford to end his collegiate career
- Started every game his junior and senior seasons, winning 17 games during that span
- Named second-team All-Big 12 at the guard position as a senior, when he helped TCU rank 17th in the nation in total TDs (62)
- Blocked for QB **Kenny Hill**, who threw for 3,152 yards and rushed for 325 yards in 2017. Helped Hill achieve the 2nd-best completion percentage in the Big 12

TRANSACTIONS

2018 Drafted by PHI in 6th round (206th overall)
Signed 4-year contract

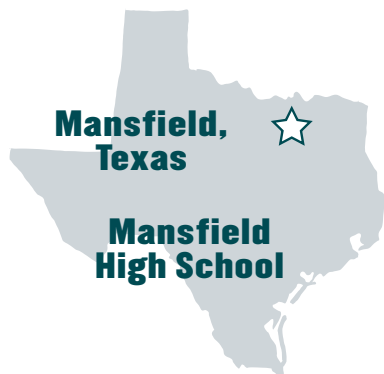
CAREER STATISTICS

| | | | OFF SNAPS | |
|---------------|--------------|------------|------------|------------|
| Year | Team | GP/S | No | Pct |
| 2018 | Philadelphia | 0/0 | 0 | 0% |
| Totals | | 0/0 | --- | --- |
| PLAYOFFS | | | | |
| 2018 | Philadelphia | 0/0 | 0 | 0% |
| Totals | | 0/0 | --- | --- |



6-3 | 305  **4th Year**

DOB: Nov. 2, 1994 (Age 24)



Mansfield, Texas 

Mansfield High School



Texas

**D4-16 (116th overall)
by Indianapolis
Acquired: T-Ind-19**



Originally selected by the Colts in the 4th round (116th overall) of the 2016 NFL Draft, Hassan Ridgeway was acquired by the Eagles in a trade with Indianapolis in 2019. Over his three-year career with the Colts, Ridgeway totaled 41 tackles (18 solo) and 4.5 sacks. A native of Mansfield, TX, Ridgeway played collegiately at the University of Texas.

CAREER HIGHLIGHTS

2018 - INDIANAPOLIS COLTS (5/0, 2/0)

- Competed in 7 games, including 2 playoff games, recording 9 tackles (6 solo)
- In the AFC Wild Card Round at Houston (1/5), he registered 2 tackles and half a sack.

2017 - INDIANAPOLIS COLTS (13/1)

- Played in 13 games (1 start) and totaled 14 tackles (5 solo), 3.0 sacks, 3 TFLs and 4 QB hits in his second year with the Colts

2016 - INDIANAPOLIS COLTS (16/5)

- Competed in all 16 games (5 starts) during his rookie year. Posted 23 tackles (9 solo), 1.5 sacks, 2 TFLs, 5 QB hits, 1 PD and 1 blocked extra point

COLLEGE HIGHLIGHTS

- A two-year starter who appeared in 36 games (18 starts) and totaled 92 tackles (58 solo), 9.5 sacks, 2 FRs (1 returned for a TD) and 1 PD
- Earned All-Big 12 honorable mention and was named First Team All-Big 12 by ESPN.com as a senior in 2015. Appeared in 11 games (8 starts) and totaled 36 tackles (24 solo), 6.5 TFLs, 3.5 sacks and 2 FRs
- In 2014, played in 13 games (10 starts) and totaled 43 tackles (27 solo) and finished second on the team in sacks (6.0) and 4th in tackles for loss (11)

BIRDSEED

Ridgeway prepped at Mansfield High School in Texas, where he lettered in football and basketball and earned All-America and all-state honors. Despite not playing football until his sophomore year, he was a two-time all area and all-district honoree on the defensive line.

He tallied 57 tackles, 7.5 sacks, one forced fumble and one fumble recovery in his senior season and helped lead Mansfield to an 11-2 record and advance to the third round of the state playoffs.

Majored in applied learning and development with a minor in social work at Texas.

 **@rldge8**

 **@big_ridge1**



CAREER STATISTICS

| Year | Team | GP/S | TACKLES | | | | | PASS DEFENSE | | | | | FUMBLES | | | DEF SNAPS | | |
|---------------|--------------|-------------|-----------|-----------|-----------|----------|------------|--------------|----------|-----------|----------|----------|----------|----------|----------|-----------|------------|------------|
| | | | Total | Solo | Asst | TFL | Sacks | Int | Yds | Lg | TD | PD | QPH | FF | FR | Yds | No | Pct |
| 2016 | Indianapolis | 16/5 | 21 | 8 | 13 | 2 | 1.5 | 0 | 0 | -- | 0 | 1 | 5 | 0 | 0 | 0 | 442 | 41% |
| 2017 | Indianapolis | 13/1 | 14 | 5 | 9 | 3 | 3.0 | 0 | 0 | -- | 0 | 0 | 4 | 0 | 0 | 0 | 177 | 16% |
| 2018 | Indianapolis | 5/0 | 6 | 5 | 1 | 1 | 0.0 | 0 | 0 | -- | 0 | 0 | 0 | 0 | 0 | 0 | 65 | 6% |
| Totals | | 34/6 | 41 | 18 | 23 | 6 | 1.5 | 0 | 0 | -- | 0 | 1 | 9 | 0 | 0 | 0 | --- | --- |

CAREER HIGHS

| | | |
|----------------|-----|-----------------------------|
| Tackles | 5 | 12/11/16 vs. Hou. |
| Sacks | 1.0 | 4x, last: 12/31/17 vs. Hou. |
| INTs | -- | --- |
| PDs | 1 | 10/2/16 at Jax. |
| FFs | -- | --- |
| FRs | -- | --- |

2018 GAME-BY-GAME STATISTICS (IND)

| Date | Opp | GP/S | Tot | Solo | Sk | Int | PD | FF | FR | Snaps | Pct |
|---------------|--------|------------|----------|----------|------------|----------|----------|----------|----------|-----------|-----------|
| Sep 9 | Cin | L | 0/0 | INACTIVE | | | | | | | |
| Sep 16 | at Was | W | 1/0 | 0 | 0 | 0.0 | 0 | 0 | 0 | 12 | 16% |
| Sep 23 | at Phi | L | 0/0 | INACTIVE | | | | | | | |
| Sep 30 | Hou | L | 0/0 | INACTIVE | | | | | | | |
| Oct 4 | at NE | L | 0/0 | INACTIVE | | | | | | | |
| Oct 14 | at NYJ | L | 1/0 | 2 | 1 | 0.0 | 0 | 0 | 0 | 13 | 18% |
| Oct 21 | Buf | W | 1/0 | 2 | 2 | 0.0 | 0 | 0 | 0 | 20 | 36% |
| Oct 28 | at Oak | W | 0/0 | INACTIVE | | | | | | | |
| Nov 11 | Jax | W | 0/0 | INACTIVE | | | | | | | |
| Nov 18 | Ten | W | 0/0 | INACTIVE | | | | | | | |
| Nov 25 | Mia | W | 0/0 | INACTIVE | | | | | | | |
| Dec 2 | at Jax | L | 0/0 | INACTIVE | | | | | | | |
| Dec 9 | at Hou | W | 0/0 | INACTIVE | | | | | | | |
| Dec 16 | Dal | W | 0/0 | INACTIVE | | | | | | | |
| Dec 23 | NYG | W | 1/0 | 2 | 2 | 0.0 | 0 | 0 | 0 | 14 | 22% |
| Dec 30 | at Ten | W | 1/0 | 0 | 0 | 0.0 | 0 | 0 | 0 | 6 | 12% |
| Totals | | 5/0 | 6 | 5 | 0.0 | 0 | 0 | 0 | 0 | 65 | 6% |

PLAYOFFS

| | | | | | | | | | | | |
|---------------|--------|------------|----------|----------|------------|----------|----------|----------|----------|-----------|------------|
| Jan 5 | at Hou | W | 1/0 | 2 | 0 | 0.5 | 0 | 0 | 0 | 22 | 31% |
| Jan 12 | At Kan | L | 1/0 | 1 | 1 | 0.5 | 0 | 0 | 0 | 17 | 20% |
| Totals | | 2/0 | 3 | 1 | 0.5 | 0 | 0 | 0 | 0 | 39 | 25% |

COLLEGE HIGHLIGHTS (Continued)

- Saw action in 12 games as a reserve in 2013, notching 13 tackles (7 solo) and 1 PD

TRANSACTIONS

2016 Drafted by IND in 4th round (116th overall)
4/26/19 Traded by IND to PHI

2017 GAME-BY-GAME STATISTICS (IND)

| Date | Opp | GP/S | Tot | Solo | Sk | Int | PD | FF | FR | Snaps | Pct |
|---------------|--------|-------------|-----------|----------|------------|----------|----------|----------|----------|------------|------------|
| Sep 10 | at LAR | L | 1/0 | 0 | 0 | 0.0 | 0 | 0 | 0 | 19 | 29% |
| Sep 17 | Ari | L | 1/0 | 1 | 1 | 1.0 | 0 | 0 | 0 | 11 | 17% |
| Sep 24 | Cle | W | 1/0 | 0 | 0 | 0.0 | 0 | 0 | 0 | 19 | 25% |
| Oct 1 | at Sea | L | 1/0 | 2 | 0 | 0.0 | 0 | 0 | 0 | 18 | 26% |
| Oct 8 | SF | W | 1/0 | 1 | 0 | 0.0 | 0 | 0 | 0 | 8 | 11% |
| Oct 16 | at Ten | L | 1/0 | 0 | 0 | 0.0 | 0 | 0 | 0 | 6 | 9% |
| Oct 22 | Jax | L | 1/0 | 1 | 0 | 0.0 | 0 | 0 | 0 | 17 | 25% |
| Oct 29 | at Cin | L | 1/0 | 1 | 1 | 0.0 | 0 | 0 | 0 | 7 | 12% |
| Nov 5 | at Hou | W | 1/0 | 1 | 0 | 0.0 | 0 | 0 | 0 | 7 | 10% |
| Nov 12 | Pit | L | 1/0 | 2 | 1 | 1.0 | 0 | 0 | 0 | 19 | 29% |
| Nov 26 | Ten | L | 0/0 | INACTIVE | | | | | | | |
| Dec 3 | at Jax | L | 0/0 | INACTIVE | | | | | | | |
| Dec 10 | at Buf | L | 0/0 | INACTIVE | | | | | | | |
| Dec 14 | Den | L | 1/0 | 1 | 0 | 0.0 | 0 | 0 | 0 | 13 | 16% |
| Dec 23 | at Bal | L | 1/0 | 1 | 1 | 0.0 | 0 | 0 | 0 | 8 | 11% |
| Dec 31 | Hou | W | 1/1 | 3 | 1 | 1.0 | 0 | 0 | 0 | 25 | 45% |
| Totals | | 13/1 | 14 | 5 | 3.0 | 0 | 0 | 0 | 0 | 177 | 16% |

2016 GAME-BY-GAME STATISTICS (IND)

| Date | Opp | GP/S | Tot | Solo | Sk | Int | PD | FF | FR | Snaps | Pct |
|---------------|--------|-------------|-----------|----------|------------|----------|----------|----------|----------|------------|------------|
| Sep 11 | Det | L | 1/0 | 1 | 0 | 0.0 | 0 | 0 | 0 | 27 | 41% |
| Sep 18 | at Den | L | 1/0 | 2 | 1 | 0.0 | 0 | 0 | 0 | 21 | 30% |
| Sep 25 | LAC | W | 1/0 | 0 | 0 | 0.0 | 0 | 0 | 0 | 17 | 29% |
| Oct 2 | at Jax | L | 1/0 | 2 | 1 | 0.5 | 0 | 1 | 0 | 22 | 31% |
| Oct 9 | Chi | W | 1/0 | 1 | 0 | 0.0 | 0 | 0 | 0 | 21 | 32% |
| Oct 16 | at Hou | L | 1/0 | 0 | 0 | 0.0 | 0 | 0 | 0 | 26 | 37% |
| Oct 23 | at Ten | W | 1/0 | 1 | 0 | 0.0 | 0 | 0 | 0 | 28 | 38% |
| Oct 30 | Kan | L | 1/0 | 2 | 1 | 0.0 | 0 | 0 | 0 | 37 | 50% |
| Nov 6 | at GB | W | 1/0 | 1 | 0 | 0.0 | 0 | 0 | 0 | 32 | 46% |
| Nov 20 | Ten | W | 1/1 | 1 | 0 | 0.0 | 0 | 0 | 0 | 30 | 42% |
| Nov 24 | Pit | L | 1/0 | 2 | 2 | 0.0 | 0 | 0 | 0 | 25 | 46% |
| Dec 5 | at NYJ | W | 1/1 | 1 | 0 | 0.0 | 0 | 0 | 0 | 13 | 25% |
| Dec 11 | Hou | L | 1/1 | 5 | 1 | 1.0 | 0 | 0 | 0 | 43 | 60% |
| Dec 18 | at Min | W | 1/1 | 0 | 0 | 0.0 | 0 | 0 | 0 | 29 | 50% |
| Dec 24 | at Oak | L | 1/1 | 1 | 1 | 0.0 | 0 | 0 | 0 | 49 | 64% |
| Jan 1 | Jax | W | 1/0 | 1 | 1 | 0.0 | 0 | 0 | 0 | 22 | 30% |
| Totals | | 16/5 | 21 | 8 | 1.5 | 0 | 1 | 0 | 0 | 442 | 41% |



5-11 | 211 **Rookie**
DOB: May 1, 1997 (Age 22)

**Pittsburgh,
 Pennsylvania**



**Woodland Hills
 High School**



**Penn State
 D2a-19 (53rd overall)
 by Philadelphia**



One of the most productive running backs in Penn State history, **Miles Sanders** was selected by the Eagles in the 2nd round (53rd overall) of the 2019 NFL Draft. Sanders earned All-Big Ten honors as a junior in 2018, when he ranked 2nd in the conference with a career-high 1,274 rushing yards (marked the 5th-most rushing yards by a Nittany Lion since 2000).

MOST RUSHING YARDS BIG TEN CONFERENCE IN 2018

| | |
|-----------------------------------|--------------|
| Jonathan Taylor (Wisc.) | 2,194 |
| Miles Sanders (Penn State) | 1,274 |
| Karan Higdon (Michigan) | 1,178 |
| Mohamed Ibrahim (Minn.) | 1,160 |
| Stevie Scott (Indiana) | 1,137 |

PENN STATE PLAYERS SINCE 2000

| | |
|-----------------------------|--------------|
| Larry Johnson (2002) | 2,087 |
| Saquon Barkley (2016) | 1,496 |
| Tony Hunt (2006) | 1,386 |
| Rodney Kinlaw (2007) | 1,329 |
| Miles Sanders (2018) | 1,274 |

BIRDSEED

Sanders attended Woodland Hills (PA) HS, where he was tabbed as PIAA Class AAA All-State first team in 2014 and 2015. He helped lead the school to 39 victories during his career, finishing with 4,573 yards on 508 carries and 59 touchdowns, landing him fifth in WPIAL Class AAAA history.

Sanders also ran track for Woodland Hills, competing in the 100, 200 and 4x100.

Miles is the son of Marlene Sanders and has one older brother, Brian, and a younger brother, Kobe. His hobbies include playing video games, training and watching Netflix.

@BoobieMilesXXIV @boobiemilesxxiv

CAREER HIGHLIGHTS

- Rushed 276 times for 1,649 yards (6.0 avg.) and 12 TDs in 38 career games at Penn State. Also added 32 catches for 193 yards and 1 TD
- Finished his career as the 45th player in program history to rush for more than 1,000 yards and 25th all-time with 1,649 rushing yards
- As a junior in 2018, ranked 2nd in the Big Ten Conference with a career-high 1,274 rushing yards, which are the 5th-most by a Penn State RB since 2000 (11th overall). Rushed for 9 TDs and posted 24 receptions for 139 yards
- Appeared in 12 games (1 start) as a sophomore in 2017, making his first career start vs. Rutgers (11/11/17)
- Made his collegiate debut as a freshman in 2016 vs. Kent State (9/3/16). Posted a school season record for kickoff returns (33)

As a junior in 2018, Sanders ranked 2nd in the Big Ten Conference with a career-high 1,274 rushing yards, which are the 5th-most by a Penn State RB since 2000.



6-1 | 210  **9th Year**
DOB: Sept. 9, 1987 (Age 31)



Rice
UDFA ('10) by Dallas
Acquired: FA-Min-19



Andrew Sendejo (pronounced sin-DAY-ho) was signed by Philadelphia during the 2019 offseason after spending the previous eight seasons with Minnesota. Sendejo, who first began his career with the UFL's Sacramento Mountain Lions in 2010, has started each of his last 48 games played at safety and is a standout on special teams. In 2014, Sendejo was named the Vikings' Special Teams Player of the Year after recording a career-high-tying 13 special teams tackles.

MOST TACKLES

VIKINGS PLAYERS IN 2017

| | |
|----------------|-----|
| Eric Kendricks | 136 |
| Anthony Barr | 98 |
| Andrew Sendejo | 97 |
| Linval Joseph | 93 |
| Harrison Smith | 93 |

MOST INTERCEPTIONS

VIKINGS PLAYERS IN 2017

| | |
|----------------------|---|
| Harrison Smith | 5 |
| Andrew Sendejo | 2 |
| Xavier Rhodes | 2 |
| Trae Waynes | 2 |
| Several players tied | 1 |

BIRDSEED

Sendejo prepped at Smithson Valley (TX) High School, where he was a standout in football, track and soccer. He was named honorable mention All-State as a junior and senior and earned county Defensive Player of the Year as a senior.

Sendejo earned his degree in sports management from Rice University.

THREE-STEP DROP

Interesting talent: Has an extensive background in martial arts, and his father was an instructor

Music ability: Plays guitar and piano

Philanthropy: Donated the Andrew V. Sendejo Nutrition Center to the football program at Rice University

CAREER HIGHLIGHTS

- Has started each of his previous 48 games played at safety
- Totaled 8 tackles (6 solo) along with 2 PDs and 1 INT during Minnesota's run to the NFC Championship Game during the 2017 playoffs
- Named the Vikings' Special Teams Player of the Year after leading the team with a career-high-tying 13 special teams tackles in 2014

SEASON HIGHLIGHTS

2018 - MINNESOTA VIKINGS (5/5)

- Totaled 28 tackles and 3 PDs in the first 5 games of the season. Missed the remainder of the year due to a groin injury



CAREER STATISTICS

| Year | Team | GP/S | TACKLES | | | | | PASS DEFENSE | | | | | | FUMBLES | | | DEF SNAPS | | |
|---------------|-----------|--------------|------------|------------|------------|----------|------------|--------------|-----------|-----------|----------|-----------|----------|----------|----------|-----------|------------|------------|-----|
| | | | Total | Solo | Asst | TFL | Sacks | Int | Yds | Lg | TD | PD | OPH | FF | FR | Yds | No | Pct | |
| 2010 | Dallas | 2/0 | 0 | 0 | 0 | 0 | 0.0 | 0 | 0 | -- | 0 | 0 | 0 | 0 | 0 | 0 | 0 | N/A | N/A |
| 2011 | Minnesota | 3/0 | 0 | 0 | 0 | 0 | 0.0 | 0 | 0 | -- | 0 | 0 | 0 | 0 | 0 | 0 | 0 | N/A | N/A |
| 2012 | Minnesota | 13/0 | 0 | 0 | 0 | 0 | 0.0 | 0 | 0 | -- | 0 | 0 | 0 | 0 | 0 | 0 | 0 | 3 | 1% |
| 2013 | Minnesota | 16/10 | 104 | 67 | 37 | 4 | 0.0 | 1 | 1 | 1 | 0 | 4 | 1 | 0 | 0 | 0 | 0 | 727 | 62% |
| 2014 | Minnesota | 16/3 | 20 | 14 | 6 | 0 | 0.0 | 0 | 0 | -- | 0 | 1 | 1 | 1 | 0 | 0 | 0 | 141 | 13% |
| 2015 | Minnesota | 13/13 | 100 | 57 | 43 | 0 | 0.5 | 1 | 9 | 9 | 0 | 6 | 1 | 0 | 1 | 28 | 775 | 72% | |
| 2016 | Minnesota | 14/14 | 72 | 40 | 32 | 1 | 0.5 | 2 | 18 | 16 | 0 | 5 | 1 | 0 | 2 | 5 | 855 | 83% | |
| 2017 | Minnesota | 13/13 | 97 | 64 | 33 | 1 | 0.0 | 2 | 70 | 36 | 0 | 8 | 0 | 0 | 0 | 0 | 777 | 78% | |
| 2018 | Minnesota | 5/5 | 28 | 20 | 8 | 0 | 0.0 | 0 | 0 | -- | 0 | 3 | 0 | 0 | 0 | 0 | 324 | 31% | |
| Totals | | 95/58 | 421 | 262 | 159 | 6 | 1.0 | 6 | 98 | 36 | 0 | 27 | 4 | 1 | 3 | 33 | --- | --- | |

PLAYOFFS

| | | | | | | | | | | | | | | | | | | | |
|---------------|-----------|------------|-----------|----------|----------|----------|------------|----------|----------|----------|----------|----------|----------|----------|----------|----------|------------|------------|----|
| 2012 | Minnesota | 1/0 | 0 | 0 | 0 | 0 | 0.0 | 0 | 0 | -- | 0 | 0 | 0 | 0 | 0 | 0 | 0 | 0 | 0% |
| 2015 | Minnesota | 1/1 | 3 | 3 | 0 | 0 | 0.0 | 0 | 0 | -- | 0 | 2 | 0 | 0 | 0 | 0 | 58 | 100% | |
| 2017 | Minnesota | 2/2 | 8 | 6 | 2 | 0 | 0.0 | 1 | 0 | 0 | 0 | 2 | 0 | 0 | 0 | 0 | 75 | 56% | |
| Totals | | 4/3 | 11 | 9 | 2 | 0 | 0.0 | 1 | 0 | 0 | 0 | 4 | 0 | 0 | 0 | 0 | --- | --- | |

ADDITIONAL STATISTICS

Special Teams Tackles: 52 - 2017 (3), 2016 (6), 2015 (2), 2014 (13), 2013 (13), 2012 (11), 2011 (3), 2010 (1) **Postseason:** 2 - 2012 (2)

Rushing: 1 attempt for 48 yards (fake punt) at Chicago on 11/16/14

CAREER HIGHS

| | | |
|----------------|-----|---------------------------------|
| Tackles | 17 | 11/7/13 vs. Was. |
| Sacks | 0.5 | 2x, last: 11/24/16 at Det. |
| INTs | 1 | 7x, last: 1/14/18 vs. NO (Div.) |
| PDs | 3 | 12/8/13 at Bal. |
| FFs | 1 | 12/7/14 vs. NYJ |
| FRs | 1 | 3x, last: 9/18/16 vs. GB |



SEASON HIGHLIGHTS (Continued)

2017 - MINNESOTA VIKINGS (13/13, 2/2)

- Ranked 3rd on the Vikings defense in tackles (97), behind **Eric Kendricks** (136) and **Anthony Barr** (98). Also tied for 2nd on the team with a career-high-tying 2 INTs, trailing only **Harrison Smith** (5)
- In the playoffs, posted 8 tackles (6 solo) along with 1 INT and 2 PDs en route to the NFC Championship Game. Made 4 tackles (2 solo), 1 INT and 2 PDs in the Vikings' win vs. NO (1/14/18) in the Divisional Round

2016 - MINNESOTA VIKINGS (14/14)

- Started a career-best 14 games and played a career-high 855 defensive snaps (83%). Finished 5th on the team with 72 tackles and logged a career-high 2 INTs

2015 - MINNESOTA VIKINGS (13/13, 1/1)

- Produced 100+ tackles for the second time in his career. His 100 tackles ranked 2nd on the Vikings defense, behind **Eric Kendricks** (105)

2014 - MINNESOTA VIKINGS (16/3)

- Named the Vikings' Special Teams Player of the Year after leading the team with a career-high-tying 13 special teams tackles. Had 3 games with multiple special teams stops


2013 - MINNESOTA VIKINGS (16/10)

- Ranked 3rd on the team with a career-high 104 tackles, trailing only **Chad Greenway** (167) and **E.J. Henderson** (154), despite not starting until the fourth week of the season
- Also recorded a career-high 13 special teams tackles



2018 GAME-BY-GAME STATISTICS (MIN)

| Date | Opp | GP/S | Tot | Solo | Sk | Int | PD | FF | FR | Snaps | Pct | | |
|---------------|--------|------|------------|-------------------------|-----------|------------|----------|----------|----------|----------|------------|------------|--|
| Sep 9 | SF | W | 1/1 | 3 | 2 | 0.0 | 0 | 2 | 0 | 0 | 66 | 100% | |
| Sep 16 | at GB | T | 1/1 | 8 | 7 | 0.0 | 0 | 0 | 0 | 0 | 77 | 100% | |
| Sep 23 | Buf | L | 1/1 | 5 | 3 | 0.0 | 0 | 1 | 0 | 0 | 67 | 100% | |
| Sep 27 | at LAR | L | 1/1 | 5 | 3 | 0.0 | 0 | 0 | 0 | 0 | 55 | 100% | |
| Oct 7 | at Phi | W | 1/1 | 7 | 5 | 0.0 | 0 | 0 | 0 | 0 | 59 | 100% | |
| Oct 14 | Ari | W | 0/0 | INACTIVE (GROIN) | | | | | | | | | |
| Oct 21 | at NYJ | W | 0/0 | INACTIVE (GROIN) | | | | | | | | | |
| Oct 28 | NO | L | 0/0 | INACTIVE (GROIN) | | | | | | | | | |
| Nov 4 | Det | W | 0/0 | INACTIVE (GROIN) | | | | | | | | | |
| Nov 18 | at Chi | L | 0/0 | INACTIVE (GROIN) | | | | | | | | | |
| Nov 25 | GB | W | 0/0 | INACTIVE (GROIN) | | | | | | | | | |
| Dec 2 | at NE | L | 0/0 | INJURED RESERVE (GROIN) | | | | | | | | | |
| Dec 10 | at Sea | L | 0/0 | INJURED RESERVE (GROIN) | | | | | | | | | |
| Dec 16 | Mia | W | 0/0 | INJURED RESERVE (GROIN) | | | | | | | | | |
| Dec 23 | at Det | W | 0/0 | INJURED RESERVE (GROIN) | | | | | | | | | |
| Dec 30 | Chi | L | 0/0 | INJURED RESERVE (GROIN) | | | | | | | | | |
| Totals | | | 5/5 | 28 | 20 | 0.0 | 0 | 3 | 0 | 0 | 324 | 31% | |



2017 GAME-BY-GAME STATISTICS (MIN)

| Date | Opp | GP/S | Tot | Solo | Sk | Int | PD | FF | FR | Snaps | Pct | | |
|---------------|--------|------|--------------|-----------------------------|-----------|------------|----------|----------|----------|----------|------------|------------|--|
| Sep 11 | NO | W | 1/1 | 6 | 2 | 0.0 | 0 | 0 | 0 | 0 | 62 | 100% | |
| Sep 17 | at Pit | L | 1/1 | 10 | 8 | 0.0 | 0 | 0 | 0 | 0 | 74 | 100% | |
| Sep 24 | TB | W | 1/1 | 7 | 4 | 0.0 | 1 | 2 | 0 | 0 | 53 | 100% | |
| Oct 1 | Det | L | 1/1 | 10 | 5 | 0.0 | 0 | 0 | 0 | 0 | 70 | 100% | |
| Oct 9 | at Chi | W | 1/1 | 7 | 4 | 0.0 | 0 | 0 | 0 | 0 | 61 | 100% | |
| Oct 15 | GB | W | 0/0 | INACTIVE (GROIN) | | | | | | | | | |
| Oct 22 | Bal | W | 1/1 | 5 | 4 | 0.0 | 0 | 0 | 0 | 0 | 65 | 100% | |
| Oct 29 | at Cle | W | 0/0 | SUSPENDED BY NFL | | | | | | | | | |
| Nov 12 | at Was | W | 1/1 | 10 | 7 | 0.0 | 0 | 2 | 0 | 0 | 55 | 73% | |
| Nov 19 | LAR | W | 0/0 | INACTIVE (GROIN, HAMSTRING) | | | | | | | | | |
| Nov 23 | at Det | W | 1/1 | 9 | 6 | 0.0 | 0 | 0 | 0 | 0 | 59 | 100% | |
| Dec 3 | at Atl | W | 1/1 | 7 | 2 | 0.0 | 0 | 2 | 0 | 0 | 53 | 100% | |
| Dec 10 | at Car | L | 1/1 | 9 | 8 | 0.0 | 1 | 1 | 0 | 0 | 64 | 100% | |
| Dec 17 | Cin | W | 1/1 | 4 | 3 | 0.0 | 0 | 0 | 0 | 0 | 38 | 73% | |
| Dec 23 | at GB | W | 1/1 | 7 | 6 | 0.0 | 0 | 0 | 0 | 0 | 67 | 100% | |
| Dec 31 | Chi | W | 1/1 | 6 | 5 | 0.0 | 0 | 1 | 0 | 0 | 56 | 100% | |
| Totals | | | 13/13 | 97 | 64 | 0.0 | 2 | 8 | 0 | 0 | 777 | 78% | |

PLAYOFFS

| Date | Opp | GP/S | Tot | Solo | Sk | Int | PD | FF | FR | Snaps | Pct | |
|---------------|--------|------|------------|----------|----------|------------|----------|----------|----------|----------|-----------|------------|
| Jan 14 | NO | W | 1/1 | 4 | 2 | 0.0 | 1 | 2 | 0 | 0 | 44 | 68% |
| Jan 21 | at Phi | L | 1/1 | 4 | 4 | 0.0 | 0 | 0 | 0 | 0 | 31 | 48% |
| Totals | | | 2/2 | 8 | 6 | 0.0 | 1 | 2 | 0 | 0 | 75 | 56% |

BEFORE THE NFL

- Opened the 2010 season with the Sacramento Mountain Lions of the United Football League. Registered 48 tackles (31 solo), 7 PDs and 2 INTs in 8 games (all starts) before he was signed to the Cowboys practice squad

COLLEGE HIGHLIGHTS

- Ended his collegiate career tied for the 2nd-most career tackles (318) and 7th-most career INTs (9) in Rice history
- Earned honorable mention All-Conference USA accolades following his junior and senior seasons

TRANSACTIONS

- 11/24/10** Signed by DAL to practice squad
- 11/29/10** Activated by DAL from practice squad to 53-man roster
- 9/3/11** Waived by DAL
- 9/4/11** Acquired by NYJ from waivers
- 9/13/11** Waived by NYJ
- 9/14/11** Signed by NYJ to practice squad
- 9/27/11** Released by NYJ from practice squad
- 11/30/11** Signed by MIN
- 3/21/13** Signed by MIN (exclusive rights)
- 3/5/16** Re-signed by MIN to 4-year extension
- 12/31/16** Placed on Injured Reserve (knee)
- 10/23/17** Suspended by NFL for 1 game
- 11/27/18** Placed on Injured Reserve (groin)
- 3/21/19** Signed by PHI to 1-year contract



6-4 | 303  **4th Year**
DOB: Oct. 29, 1993 (Age 25)


Corvallis, Oregon
Corvallis High School



Oregon State
D3-16 (79th overall)
by Philadelphia



Originally selected by Philadelphia in the 3rd round (79th overall) of the 2016 NFL Draft, **Isaac Seumalo** (pronounced SAY-u-MAH-low) signed a three-year extension during the 2019 offseason. A versatile offensive lineman out of Oregon State, Seumalo has made starts at three different spots (LG, RG and RT) during his first three NFL seasons and started a career-high 9 games (all at LG) in 2018.

CAREER HIGHLIGHTS

- Made a career-high 9 starts (all at LG) in 2018 and also started both of the team's playoff contests
- Proved to be a key reserve on the offensive line as a rookie in 2016, seeing action in 9 games and starting 4 contests at three different positions (2 at RG, 1 at LG, 1 at RT)
- Made the first start of his career when he opened at RG vs. GB (11/28/16)

Seumalo has made starts at three different spots (LG, RG and RT) during his first three NFL seasons.

COLLEGE HIGHLIGHTS

- Made 37 career starts at Oregon State, opening contests at every position on the offensive line except for left guard
- Sat out the 2014 season recovering from a foot injury, but returned to the field as a redshirt junior in 2015 and went on to start all 12 games for the Beavers (9 at RG, 3 at LT). Prior to the season, was named to the Outland Trophy and Rotary Lombardi Award watch lists and finished the year with All-Pac-12 Honorable Mention and Pac-12 All-Academic First Team honors

BIRDSEED

Seumalo is the son of Karen and Joe Seumalo and has three brothers (Andrew, Levi and Noah) and one sister (Jessi).

Seumalo prepped at Corvallis (OR) High School, where he was named 5A First-Team All-State as an offensive and defensive lineman in both his junior and senior seasons. He was also an Under Armour and ESPN All-American.

THREE-STEP DROP

Favorite sports moment: Hawaii's 2008 Sugar Bowl season

If he could play another sport: Ping pong

First job: Delivering newspapers in his neighborhood. Woke up at 3 a.m. to start his route

Favorite meal: Hawaiian food

Favorite TV show: It's Always Sunny in Philadelphia



| CAREER STATISTICS | | | | | | | |
|-------------------|--------------|--------------|-----------|----------|----------|------------|------------|
| Year | Team | GP/S | STARTS | | | OFF SNAPS | |
| | | | LG | RG | RT | No | Pct |
| 2016 | Philadelphia | 9/4 | 1 | 2 | 1 | 335 | 30% |
| 2017 | Philadelphia | 14/2 | 2 | 0 | 0 | 284 | 25% |
| 2018 | Philadelphia | 13/9 | 9 | 0 | 0 | 548 | 50% |
| Totals | | 36/15 | 12 | 2 | 1 | --- | --- |
| PLAYOFFS | | | | | | | |
| 2017 | Philadelphia | 3/0 | 0 | 0 | 0 | 23 | 11% |
| 2018 | Philadelphia | 2/2 | 2 | 0 | 0 | 119 | 100% |
| Totals | | 5/2 | 2 | 0 | 0 | --- | --- |

COLLEGE HIGHLIGHTS (Continued)

- Started 10 games at center and 2 games at RT as a sophomore in 2013, earning Pac-12 All-Conference Second Team honors. Also named to the Capital One Academic All-District team and the Pac-12 All-Academic First Team
- In 2012, became the first freshman starting center for Oregon State since **Roger Levasa** in 1978. Was just one of two true freshmen in the country to start their team's season opener at center. Earned All-Pac-12 honorable mention and was named Freshman All-America by *Phil Steele* and *CBSSports.com*

TRANSACTIONS

- 2016** Drafted by PHI in 3rd round (79th overall)
Signed 4-year contract
- 3/4/19** Agreed to terms with PHI on 3-year contract extension through 2022

FOOTBALL IS FAMILY

Seumalo's father, Joe, played college football at Hawaii and is currently the defensive line coach at San Jose State. Prior to coaching, Joe played professionally in NFL Europe and the Canadian Football League.

Joe Seumalo and Eagles head coach Doug Pederson were teammates in 1995 with the Rhein Fire.

Seumalo's brother, Andrew, is the defensive line coach at Lafayette (PA) College and played DT for OSU from 2009-2012. Isaac and Andrew teamed up for one season when Isaac was a freshman and Andrew was a senior.

Seumalo's sister, Jessi, played volleyball for the Beavers and is a football recruiting assistant at her alma mater.



RB DARREN SPROLES 43



5-6 | 190  **15th Year**

DOB: June 20, 1983 (Age 36)

Olathe, Kansas



Olathe North High School



Kansas State

D4-05 (130th overall)

by San Diego

Acquired: T-N0-14




2017



One of the most versatile weapons in the NFL, **Darren Sproles** was acquired by the Eagles in a trade with the Saints in 2014. The three-time Pro Bowl honoree is the only player in NFL history to record 30+ receiving TDs (32), 20+ rushing TDs (23), 1+ kickoff return TD (2) and 1+ punt return TD (7). Sproles also leads all active players and ranks 6th all-time with 19,520 career all-purpose yards.

MOST CAREER ALL-PURPOSE YARDS


NFL HISTORY



JERRY RICE
23,546




BRIAN MITCHELL
23,330



WALTER PAYTON
21,803



EMMITT SMITH
21,564



TIM BROWN
19,682



DARREN SPROLES
19,520



MARSHALL FAULK
19,190



STEVE SMITH SR.
19,180

THREE-STEP DROP

If he could play another sport, what position/team: **Point guard, Chicago Bulls**

Talent he'd most like to have: **Ability to play drums**

If he could be any superhero: **Batman**

Actor that would play him in a movie: **Omar Epps**

Moment he was left starstruck: **Meeting Michael Jordan at NBA All-Star Weekend in Houston**

Favorite hobby: **Golfing**

Favorite meal: **Grandma's fried chicken**

Favorite TV show: **The Wire**

First job: **Working on the assembly line at Culligan Water**

Three favorite throwback jerseys: **LaDainian Tomlinson, San Diego Chargers; Steve Atwater, Denver Broncos; Marshall Faulk, St. Louis Rams**

Sproles is the only player in NFL history with ...

- 30+ receiving TDs**
- 20+ rushing TDs**
- 1+ kickoff return TD**
- 1+ punt return TD**

RB DARREN SPROLES 43



CAREER STATISTICS

| Year | Team | GP/S | RUSHING | | | | | RECEIVING | | | | | OFF SNAPS | | | PUNT RETURNS | | | | | KICKOFF RETURNS | | | | | |
|---------------|------|---------------|--|-------------|------------|------------|-----------|------------|-------------|------------|------------|-----------|-------------|------------|------------|--------------|------------|-------------|------------|------------|-----------------|------------|-------------|-------------|-------------|----------|
| | | | Att | Yds | Avg | Lg | TD | Rec | Yds | Avg | Lg | TD | TYS | No | Pct | Ret | FC | Yds | Avg | Lg | TD | Ret | Yds | Avg | Lg | TD |
| 2005 | SD | 15/0 | 8 | 50 | 6.3 | 21 | 0 | 3 | 10 | 3.3 | 6 | 0 | 60 | N/A | N/A | 18 | 5 | 108 | 6.0 | 23 | 0 | 63 | 1528 | 24.3 | 58 | 0 |
| 2006 | SD | 0/0 | PLACED ON INJURED RESERVE (ANKLE) ON 8/31/06 | | | | | | | | | | | | | | | | | | | | | | | |
| 2007 | SD | 15/0 | 37 | 164 | 4.4 | 34 | 2 | 10 | 31 | 3.1 | 14 | 0 | 195 | N/A | N/A | 24 | 2 | 229 | 9.5 | 45t | 1 | 37 | 1008 | 27.2 | 89t | 1 |
| 2008 | SD | 16/0 | 61 | 330 | 5.4 | 37 | 1 | 29 | 342 | 11.8 | 66t | 5 | 672 | N/A | N/A | 22 | 12 | 249 | 11.3 | 43 | 0 | 53 | 1376 | 26.0 | 103t | 1 |
| 2009 | SD | 16/2 | 93 | 343 | 3.7 | 21 | 3 | 45 | 497 | 11.0 | 81t | 4 | 840 | N/A | N/A | 26 | 12 | 183 | 7.0 | 77t | 1 | 54 | 1300 | 24.1 | 66 | 0 |
| 2010 | SD | 16/3 | 50 | 267 | 5.3 | 34 | 0 | 59 | 520 | 8.8 | 57t | 2 | 787 | N/A | N/A | 24 | 11 | 166 | 6.9 | 16 | 0 | 51 | 1257 | 24.6 | 45 | 0 |
| 2011 | NO | 16/4 | 87 | 603 | 6.9 | 36 | 2 | 86 | 710 | 8.3 | 39 | 7 | 1313 | N/A | N/A | 29 | 19 | 294 | 10.1 | 72t | 1 | 40 | 1089 | 27.2 | 92 | 0 |
| 2012 | NO | 13/6 | 48 | 244 | 5.1 | 47 | 1 | 75 | 667 | 8.9 | 44 | 7 | 911 | 444 | 40% | 23 | 14 | 183 | 8.0 | 37 | 0 | 18 | 483 | 26.8 | 48 | 0 |
| 2013 | NO | 15/4 | 53 | 220 | 4.2 | 38 | 2 | 71 | 604 | 8.5 | 48 | 2 | 824 | 357 | 32% | 29 | 21 | 194 | 6.7 | 28 | 0 | 12 | 225 | 21.3 | 32 | 0 |
| 2014 | Phi | 15/0 | 57 | 329 | 5.8 | 49t | 6 | 40 | 387 | 9.7 | 57 | 0 | 716 | 337 | 29% | 39 | 16 | 506 | 13.0 | 82t | 2 | 1 | 15 | 15.0 | 15 | 0 |
| 2015 | Phi | 16/4 | 83 | 317 | 3.8 | 27 | 3 | 55 | 388 | 7.1 | 35t | 1 | 705 | 394 | 34% | 38 | 18 | 446 | 11.7 | 89t | 2 | 1 | 20 | 20.0 | 20 | 0 |
| 2016 | Phi | 15/5 | 94 | 438 | 4.7 | 25t | 2 | 52 | 427 | 8.2 | 73t | 2 | 865 | 511 | 45% | 17 | 13 | 224 | 13.2 | 66 | 0 | 1 | 19 | 19.0 | 19 | 0 |
| 2017 | Phi | 3/0 | 15 | 61 | 4.1 | 12 | 0 | 7 | 73 | 10.4 | 16 | 0 | 134 | 88 | 8% | 1 | 5 | 10 | 10.0 | 10 | 0 | 0 | 0 | --- | -- | 0 |
| 2018 | Phi | 6/2 | 29 | 120 | 4.1 | 17 | 1 | 15 | 160 | 10.7 | 37t | 2 | 280 | 145 | 13% | 10 | 9 | 83 | 8.3 | 14 | 0 | 1 | 2 | 2.0 | 2 | 0 |
| Totals | | 177/30 | 715 | 3486 | 4.9 | 49t | 23 | 547 | 4816 | 8.8 | 81t | 32 | 8302 | --- | --- | 300 | 157 | 2875 | 9.6 | 89t | 7 | 332 | 8352 | 25.2 | 103t | 2 |

PLAYOFFS

| | | | | | | | | | | | | | | | | | | | | | | | | | | |
|---------------|-----|-------------|--|------------|------------|-----------|----------|-----------|------------|------------|------------|----------|------------|------------|------------|-----------|-----------|------------|------------|-----------|----------|-----------|------------|-------------|-----------|----------|
| 2006 | SD | 0/0 | PLACED ON INJURED RESERVE (ANKLE) ON 8/31/06 | | | | | | | | | | | | | | | | | | | | | | | |
| 2007 | SD | 3/0 | 4 | 35 | 8.8 | 26 | 0 | 3 | 61 | 20.3 | 56t | 1 | 96 | N/A | N/A | 5 | 2 | 28 | 5.6 | 13 | 0 | 10 | 223 | 22.3 | 30 | 0 |
| 2008 | SD | 2/1 | 33 | 120 | 3.6 | 22t | 2 | 10 | 136 | 13.6 | 62t | 1 | 256 | N/A | N/A | 5 | 0 | 76 | 15.2 | 28 | 0 | 9 | 270 | 30.0 | 63 | 0 |
| 2009 | SD | 1/0 | 3 | 33 | 11.0 | 22 | 0 | 3 | 30 | 10.0 | 19 | 0 | 63 | N/A | N/A | 2 | 1 | 3 | 1.5 | 3 | 0 | 2 | 44 | 22.0 | 27 | 0 |
| 2011 | NO | 2/2 | 13 | 54 | 4.2 | 17t | 2 | 19 | 152 | 8.0 | 44t | 1 | 206 | N/A | N/A | 5 | 2 | 33 | 6.6 | 13 | 0 | 4 | 92 | 23.0 | 28 | 0 |
| 2013 | NO | 2/0 | 7 | 31 | 4.4 | 13 | 0 | 9 | 63 | 7.0 | 14 | 0 | 94 | 62 | 42% | 3 | 2 | 31 | 10.3 | 14 | 0 | 6 | 141 | 23.5 | 39 | 0 |
| 2017 | Phi | 0/0 | PLACED ON INJURED RESERVE (KNEE) ON 9/25/17 | | | | | | | | | | | | | | | | | | | | | | | |
| 2018 | Phi | 2/1 | 16 | 25 | 1.6 | 10 | 0 | 5 | 35 | 7.0 | 14 | 0 | 60 | 65 | 55% | 1 | 3 | -1 | -1.0 | -1 | 0 | 0 | 0 | --- | -- | 0 |
| Totals | | 12/4 | 76 | 298 | 3.9 | 26 | 4 | 49 | 477 | 9.7 | 62t | 3 | 775 | --- | --- | 21 | 10 | 170 | 8.1 | 28 | 0 | 31 | 770 | 24.8 | 63 | 0 |

ADDITIONAL STATISTICS

Fumbles/Lost: 21/12 - 2017 (1/1); 2016 (1/0); 2015 (2/0); 2014 (2/1); 2013 (2/2); 2010 (3/3); 2009 (3/1); 2008 (3/2); 2007 (1/0); 2005 (3/2)



CAREER HIGHS

| | | | | | |
|------------------------|-----|--------------------------------|-----------------------------|------|-------------------|
| Rush Attempts | 25 | 12/16/07 vs. Det. | Scrimmage Yards | 178 | 9/15/14 at Ind. |
| Rushing Yards | 122 | 12/16/07 vs. Det. | Kickoff Returns | 8 | 10/26/08 at NO |
| Rushing Long | 49t | 9/7/14 vs. Jax. | Kickoff Return Yards | 201 | 10/26/08 at NO |
| Rushing TDs | 2 | 4x, last: 1/7/12 vs. Det. (WC) | Kickoff Return Long | 103t | 9/14/08 at Den. |
| Receptions | 15 | 1/14/12 at SF (Div.) | Punt Returns | 7 | 11/15/15 vs. Mia. |
| Receiving Yards | 152 | 9/15/14 at Ind. | Punt Return Yards | 115 | 12/6/15 at NE |
| Receiving Long | 81t | 9/20/09 vs. Bal. | Punt Return Long | 89t | 9/27/15 at NYJ |
| Receiving TDs | 2 | 12/4/08 vs. Oak. | All-Purpose Yards | 278 | 9/20/09 vs. Bal. |



2018 GAME-BY-GAME STATISTICS (PHILADELPHIA)

| Date | Opp | GP/S | RUSHING | | | | | | | RECEIVING | | | | | SNAPS | | | PUNT RETURNS | | | | | KICKOFF RETURNS | | | | | |
|---------------|--------|------|------------|----------------------|------------|------------|-----------|----------|-----------|------------|-------------|------------|----------|------------|------------|------------|-----------|--------------|-----------|------------|-----------|----------|-----------------|----------|------------|----------|----------|---|
| | | | Att | Yds | Avg | Lg | TD | Rec | Yds | Avg | Lg | TD | TYS | No | Pct | Ret | FC | Yds | Avg | Lg | TD | Ret | Yds | Avg | Lg | TD | | |
| Sep 6 | Atl | W | 1/1 | 5 | 10 | 2.0 | 5 | 0 | 4 | 22 | 5.5 | 9 | 0 | 32 | 29 | 40% | 3 | 1 | 29 | 9.7 | 12 | 0 | 0 | 0 | 0 | --- | -- | 0 |
| Sep 16 | at TB | L | 0/0 | INACTIVE (HAMSTRING) | | | | | | | | | | | | | | | | | | | | | | | | |
| Sep 23 | Ind | W | 0/0 | INACTIVE (HAMSTRING) | | | | | | | | | | | | | | | | | | | | | | | | |
| Sep 30 | at Ten | L | 0/0 | INACTIVE (HAMSTRING) | | | | | | | | | | | | | | | | | | | | | | | | |
| Oct 7 | Min | L | 0/0 | INACTIVE (HAMSTRING) | | | | | | | | | | | | | | | | | | | | | | | | |
| Oct 11 | at NYG | W | 0/0 | INACTIVE (HAMSTRING) | | | | | | | | | | | | | | | | | | | | | | | | |
| Oct 21 | Car | L | 0/0 | INACTIVE (HAMSTRING) | | | | | | | | | | | | | | | | | | | | | | | | |
| Oct 28 | at Jax | W | 0/0 | INACTIVE (HAMSTRING) | | | | | | | | | | | | | | | | | | | | | | | | |
| Nov 11 | Dal | L | 0/0 | INACTIVE (HAMSTRING) | | | | | | | | | | | | | | | | | | | | | | | | |
| Nov 18 | at NO | L | 0/0 | INACTIVE (HAMSTRING) | | | | | | | | | | | | | | | | | | | | | | | | |
| Nov 25 | NYG | W | 0/0 | INACTIVE (HAMSTRING) | | | | | | | | | | | | | | | | | | | | | | | | |
| Dec 3 | Was | W | 1/0 | 4 | 22 | 5.5 | 14t | 1 | 0 | 0 | --- | -- | 0 | 22 | 9 | 12% | 3 | 3 | 19 | 6.3 | 14 | 0 | 0 | 0 | --- | -- | 0 | |
| Dec 9 | at Dal | L | 1/0 | 1 | 2 | 2.0 | 2 | 0 | 3 | 34 | 11.3 | 25 | 1 | 36 | 22 | 42% | 1 | 0 | 9 | 9.0 | 9 | 0 | 0 | 0 | --- | -- | 0 | |
| Dec 16 | at LAR | W | 1/0 | 3 | 30 | 10.0 | 17 | 0 | 3 | 16 | 5.3 | 6 | 0 | 46 | 20 | 31% | 1 | 2 | 13 | 13.0 | 13 | 0 | 1 | 2 | 2.0 | 2 | 0 | |
| Dec 23 | Hou | W | 1/1 | 9 | 32 | 3.6 | 16 | 0 | 3 | 76 | 25.3 | 37t | 1 | 108 | 38 | 46% | 1 | 1 | 11 | 11.0 | 11 | 0 | 0 | 0 | --- | -- | 0 | |
| Dec 30 | at Was | W | 1/0 | 7 | 24 | 3.4 | 11 | 0 | 2 | 12 | 6.0 | 12 | 0 | 36 | 27 | 38% | 1 | 2 | 2 | 2.0 | 2 | 0 | 0 | 0 | --- | -- | 0 | |
| Totals | | | 6/2 | 29 | 120 | 4.1 | 17 | 1 | 15 | 160 | 10.7 | 37t | 2 | 280 | 145 | 13% | 10 | 9 | 83 | 8.3 | 14 | 0 | 1 | 2 | 2.0 | 2 | 0 | |

PLAYOFFS

| | | | | | | | | | | | | | | | | | | | | | | | | | | | |
|---------------|--------|---|------------|-----------|-----------|------------|-----------|----------|----------|-----------|------------|-----------|----------|-----------|-----------|------------|----------|----------|-----------|-------------|-----------|----------|----------|----------|------------|-----------|----------|
| Jan 6 | at Chi | W | 1/0 | 13 | 21 | 1.6 | 10 | 0 | 2 | 14 | 7.0 | 10 | 0 | 35 | 38 | 56% | 1 | 1 | -1 | -1.0 | -1 | 0 | 0 | 0 | --- | -- | 0 |
| Jan 13 | at NO | L | 1/1 | 3 | 4 | 1.3 | 3 | 0 | 3 | 21 | 7.0 | 14 | 0 | 25 | 27 | 53% | 0 | 2 | 0 | --- | -- | 0 | 0 | 0 | --- | -- | 0 |
| Totals | | | 2/1 | 16 | 25 | 1.6 | 10 | 0 | 5 | 35 | 7.0 | 14 | 0 | 60 | 65 | 55% | 1 | 3 | -1 | -1.0 | -1 | 0 | 0 | 0 | --- | -- | 0 |



CAREER HIGHLIGHTS

- Earned three straight **Pro Bowl** nods following the 2014, 2015 and 2016 seasons. Also received second-team **All-Pro** honors from the *Associated Press* in 2014
- Is the only player in NFL history with 30+ receiving TDs (32), 20+ rushing TDs (23), 1+ kickoff return TD (2) and 1+ punt return TD (7). Overall, is one of just eight players to post 30+ receiving TDs and 20+ rushing TDs
- Is one of just two players in NFL history to record 500+ receptions (547), 500+ rush attempts (715) and 500+ kickoff and punt returns (632), joining **Eric Metcalf** (1989-2002)
- Is one of just four players in NFL history to record a rushing TD and punt return TD in the same game multiple times, joining **Gale Sayers** (12/3/67 and 12/12/65), **Curly Oden** (1926) and **Ockie Anderson** (1921)

NOTES TO KNOW

- Leads all active NFL players and ranks 6th all-time with 19,520 career all-purpose yards, behind **Jerry Rice** (23,546, 1985-2004), **Brian Mitchell** (23,330, 1990-2003), **Walter Payton** (21,803, 1975-87), **Emmitt Smith** (21,564, 1990-2004) and **Tim Brown** (19,682, 1988-2004)
- His 9 career return TDs (7 punt returns, 2 kickoff returns) are tied for the 6th-most in NFL history, behind **Devin Hester** (19, 2006-present), **Brian Mitchell** (13, 1990-2003), **Dante Hall** (12, 2000-08), **Eric Metcalf** (12, 1989-2002) and **Josh Cribbs** (11, 2005-14)

| MULTI-TOUCHDOWN GAMES (14) | | | | | | |
|----------------------------|--------------------------|------|-----|-----|-------|--|
| Date | Opponent | Rush | Rec | Ret | Total | |
| 12/25/09 | at Ten. (W, 42-17) (WC) | 2 | 1 | 0 | 3 | |
| 9/27/15 | at NYJ (W, 24-17) | 1 | 0 | 1 | 2 | |
| 11/10/14 | vs. Car. (W, 45-21) | 1 | 0 | 1 | 2 | |
| 11/10/13 | vs. Dal. (W, 49-17) | 1 | 1 | 0 | 2 | |
| 9/30/13 | vs. Mia. (W, 38-17) | 1 | 1 | 0 | 2 | |
| 12/9/12 | at NYG (L, 27-52) | 1 | 1 | 0 | 2 | |
| 1/7/12 | vs. Det. (WC) (W, 45-28) | 2 | 0 | 0 | 2 | |
| 10/23/11 | vs. Ind. (W, 62-7) | 1 | 1 | 0 | 2 | |
| 1/3/09 | vs. Ind. (WC) (W, 23-17) | 2 | 0 | 0 | 2 | |
| 12/28/08 | vs. Den. (W, 52-21) | 1 | 1 | 0 | 2 | |
| 12/4/08 | vs. Oak. (W, 34-7) | 0 | 2 | 0 | 2 | |
| 9/14/08 | at Den. (L, 38-39) | 0 | 1 | 1 | 2 | |
| 12/16/07 | vs. Det. (W, 51-14) | 2 | 0 | 0 | 2 | |
| 11/11/07 | vs. Ind. (W, 23-21) | 0 | 0 | 2 | 2 | |



6-6 | 227  **4th Year**
DOB: Oct. 7, 1993 (Age 25)



Indiana
D6-16 (187th overall)
by Washington
Acquired: FA-17

THREE-STEP DROP

- Nickname: **Suddy**
- Hobbies: **Golf and surfing**
- Desired talents: **Ability to sing, play the piano and be incredible at golf**
- Surprisingly good at: **Pop-a-shot basketball**
- Favorite athletes growing up: **Terrell Davis, John Elway, Barry Bonds and Michael Jordan**
- Favorite music: **Musicals (*Hamilton*, *The Greatest Showman* and *Les Miserables*)**
- Favorite movie: **Miracle**
- Favorite TV show: **The Office**
- Favorite quote: **"You miss 100 percent of the shots you don't take." - Wayne Gretzky and/or Michael Scott**



Originally selected by the Redskins in the 6th round (187th overall) of the 2016 NFL Draft, **Nate Sudfeld** was signed by the Eagles before the 2017 season and served as the back-up QB in **Super Bowl LII**. In Week 17 of 2017 vs. Dallas, Sudfeld set the record for highest completion percentage (82.6%) in a NFL debut (min. 20 attempts). He is also Indiana's all-time leader in passing yards (7,879) and passing TDs (61).

HIGHEST COMPLETION % FIRST CAREER GAME (NFL HISTORY)

| | |
|--------------------------------|-------|
| Nate Sudfeld (Phi.) (12/31/17) | 82.6% |
| Sam Wyche (Cin.) (11/3/68) | 80.0% |
| Sam Darnold (NYJ) (9/10/18) | 76.2% |
| John Fourcade (NO) (10/4/87) | 76.2% |
| Rick Mirer (Sea.) (9/5/93) | 74.1% |

(min. 20 attempts)

MOST PASSING YARDS INDIANA ALL-TIME HISTORY

| | |
|-------------------------------|-------|
| Nate Sudfeld (2012-15) | 7,879 |
| Antwaan Randle El (1998-2001) | 7,469 |
| Ben Chappell (2007-10) | 7,251 |
| Steve Bradley (1983-85) | 6,579 |

MOST PASSING TDs INDIANA ALL-TIME HISTORY

| | |
|-------------------------------|----|
| Nate Sudfeld (2012-15) | 61 |
| Kellen Lewis (2006-08) | 48 |
| Ben Chappell (2007-10) | 45 |
| Antwaan Randle El (1998-2001) | 42 |

CAREER HIGHLIGHTS

- Has been active in each of the Eagles' 5 playoff games since 2017. Served as the back-up QB in **Super Bowl LII**
- Set the record for the highest completion percentage (82.6%, 19-of-23 for 134 yards) in a NFL debut on 12/31/17 vs. Dallas (min. 20 attempts). Tied for the 4th-highest completion percentage in Eagles single-game history



CAREER STATISTICS

| Year | Team | GP/S | PASSING | | | | | | | | | | RUSHING | | | | | OFF SNAPS | |
|---------------|--------------|------------|-----------|-----------|-------------|------------|------------|----------|----------|------------|-------------|--------------|----------|-----------|------------|-----------|----------|------------|------------|
| | | | Att | Cmp | Pct | Yds | Y/A | TD | Int | Lg | Sk/Yds | Rate | Att | Yds | Avg | Lg | TD | No | Pct |
| 2016 | Washington | 0/0 | 0 | 0 | --- | 0 | --- | 0 | 0 | -- | 0/0 | --- | 0 | 0 | --- | -- | 0 | 0 | 0% |
| 2017 | Philadelphia | 1/0 | 23 | 19 | 82.6 | 134 | 5.8 | 0 | 0 | 16 | 3/24 | 90.9 | 1 | 22 | 22.0 | 22 | 0 | 40 | 4% |
| 2018 | Philadelphia | 2/0 | 2 | 1 | 50.0 | 22 | 11.0 | 1 | 0 | 22t | 0/0 | 129.2 | 2 | -2 | -1.0 | -1 | 0 | 11 | 1% |
| Totals | | 3/0 | 25 | 20 | 80.0 | 156 | 6.2 | 1 | 0 | 22t | 3/24 | 106.0 | 3 | 20 | 6.7 | 22 | 0 | --- | --- |

PLAYOFFS

| | | | | | | | | | | | | | | | | | | | |
|---------------|--------------|------------|----------|----------|------------|----------|------------|----------|----------|-----------|------------|------------|----------|-----------|-------------|-----------|----------|------------|------------|
| 2017 | Philadelphia | 1/0 | 0 | 0 | --- | 0 | --- | 0 | 0 | -- | 0/0 | --- | 3 | -4 | -1.3 | -1 | 0 | 3 | 1% |
| 2018 | Philadelphia | 0/0 | 0 | 0 | --- | 0 | --- | 0 | 0 | -- | 0/0 | --- | 0 | 0 | --- | -- | 0 | 0 | 0% |
| Totals | | 1/0 | 0 | 0 | --- | 0 | --- | 0 | 0 | -- | 0/0 | --- | 3 | -4 | -1.3 | -1 | 0 | --- | --- |



CAREER HIGHS

| | | |
|----------------------|-------|--------------------------|
| Pass Attempts | 23 | 12/31/17 vs. Dal. |
| Completions | 19 | 12/31/17 vs. Dal. |
| Passing Yards | 134 | 12/31/17 vs. Dal. |
| Yards/Attempt | 22.0 | 12/30/18 at Was. |
| Passing Long | 22t | 12/30/18 at Was. |
| Passing TDs | 1 | 12/30/18 at Was. |
| Completion % | 100.0 | 12/30/18 at Was. |
| Passer Rating | 158.3 | 12/30/18 at Was. |
| Rush Attempts | 3 | 1/21/18 vs. Min. (Conf.) |
| Rushing Yards | 22 | 12/31/17 vs. Dal. |
| Rushing Long | 22 | 12/31/17 vs. Dal. |
| Rushing TDs | -- | --- |

BIRDSEED

Sudfeld is the son of Michelle and Ralph Sudfeld. His brothers, Matthew and Zach, also played college football. Matthew was a WR at Brown (2007-11) and Zach was a TE at Nevada (2007-12) who played two seasons in the NFL.

Sudfeld attended Modesto (CA) Christian HS, where he earned Trans Valley League Offensive MVP, second-team all-state and first-team all-district honors.

Sudfeld, who was a liberal studies major at Indiana, has completed mission trips to Uganda with Assist International, an aid organization started by his grandfather, Bob Pagett.



@NateSudfeld



@natesudfeld

SEASON HIGHLIGHTS

2018 - PHILADELPHIA EAGLES (2/0, 0/0)

- Recorded his first career TD pass (22 yards to **Nelson Agholor**) in the 24-0 win at Was. (12/30/18)

2017 - PHILADELPHIA EAGLES (1/0, 1/0)

- Served as the Eagles' back-up QB in **Super Bowl LII**
- Appeared in his first career playoff game in the NFC Championship vs. Min. (1/21/18), kneeling 3 times to close out the 38-7 victory
- Set the record for highest completion percentage (82.6%, 19-of-23 for 134 yards) in a NFL debut when he relieved **Nick Foles** in the regular-season finale vs. Dal. (12/31/17) (min. 20 attempts). Tied for the 4th-highest completion percentage in Eagles single-game history

COLLEGE HIGHLIGHTS

- Played collegiately at the University of Indiana (2012-15), where he appeared in 37 career games (26 starts). Finished as the Hoosiers' all-time leader in passing yards (7,879) and passing TDs (61). Also ranked 2nd in school history in completions (593) and completion percentage (60.3%) and 3rd in total offense (8,011). Earned All-Big Ten accolades as a senior after leading the conference in passing yards (3,573), TDs (27) and passing efficiency (151.0)

TRANSACTIONS

- 2016** Drafted by WAS in 6th round (187th overall)
Signed 4-year contract
- 9/2/17** Waived by WAS
- 9/3/17** Signed by PHI to practice squad
- 11/1/17** Signed by PHI from practice squad to active roster
- 4/15/19** Signed RFA tender with PHI



2018 GAME-BY-GAME STATISTICS (PHILADELPHIA)

| Date | Opp | GP/S | PASSING | | | | | | | | | | RUSHING | | | | | SNAPS | | |
|---------------|--------|------|------------|--------------|----------|------------|-----------|-------------|----------|----------|-----------|------------|--------------|----------|-----------|-------------|-----------|----------|-----------|-----------|
| | | | Att | Cmp | Pct | Yds | Y/A | TD | Int | Lg | Sk/Yds | Rat | Att | Yds | Avg | Lg | TD | No | Pct | |
| Sep 6 | Atl | W | 0/0 | DID NOT PLAY | | | | | | | | | | | | | | | | |
| Sep 16 | at TB | L | 0/0 | DID NOT PLAY | | | | | | | | | | | | | | | | |
| Sep 23 | Ind | W | 0/0 | INACTIVE | | | | | | | | | | | | | | | | |
| Sep 30 | at Ten | L | 0/0 | INACTIVE | | | | | | | | | | | | | | | | |
| Oct 7 | Min | L | 0/0 | INACTIVE | | | | | | | | | | | | | | | | |
| Oct 11 | at NYG | W | 0/0 | DID NOT PLAY | | | | | | | | | | | | | | | | |
| Oct 21 | Car | L | 0/0 | DID NOT PLAY | | | | | | | | | | | | | | | | |
| Oct 28 | at Jax | W | 0/0 | INACTIVE | | | | | | | | | | | | | | | | |
| Nov 11 | Dal | L | 0/0 | INACTIVE | | | | | | | | | | | | | | | | |
| Nov 18 | at NO | L | 0/0 | INACTIVE | | | | | | | | | | | | | | | | |
| Nov 25 | NYG | W | 0/0 | INACTIVE | | | | | | | | | | | | | | | | |
| Dec 3 | Was | W | 0/0 | INACTIVE | | | | | | | | | | | | | | | | |
| Dec 9 | at Dal | L | 0/0 | INACTIVE | | | | | | | | | | | | | | | | |
| Dec 16 | at LAR | W | 0/0 | DID NOT PLAY | | | | | | | | | | | | | | | | |
| Dec 23 | Hou | W | 1/0 | 1 | 0 | 0% | 0 | 0.0 | 0 | 0 | -- | 0/0 | 39.6 | 0 | 0 | --- | --- | 0 | 1 | 1% |
| Dec 30 | at Was | W | 1/0 | 1 | 1 | 100% | 22 | 22.0 | 1 | 0 | 22 | 0/0 | 158.3 | 2 | -2 | -1.0 | -1 | 0 | 10 | 14% |
| Totals | | | 2/0 | 2 | 1 | 50% | 22 | 11.0 | 1 | 0 | 22 | 0/0 | 129.2 | 2 | -2 | -1.0 | -1 | 0 | 11 | 1% |

PLAYOFFS

| | | | | | | | | | | | | | | | | | | | | |
|---------------|--------|---|------------|--------------|----------|------------|----------|------------|----------|----------|-----------|------------|------------|----------|----------|------------|-----------|----------|----------|-----------|
| Jan 6 | at Chi | W | 0/0 | DID NOT PLAY | | | | | | | | | | | | | | | | |
| Jan 13 | at NO | L | 0/0 | DID NOT PLAY | | | | | | | | | | | | | | | | |
| Totals | | | 0/0 | 0 | 0 | --- | 0 | --- | 0 | 0 | -- | 0/0 | --- | 0 | 0 | --- | -- | 0 | 0 | -- |

2017 GAME-BY-GAME STATISTICS (PHILADELPHIA)

| Date | Opp | GP/S | PASSING | | | | | | | | | | RUSHING | | | | | SNAPS | | |
|---------------|--------|------|------------|-----------------------|-----------|-------------|------------|------------|----------|----------|-----------|-------------|-------------|----------|-----------|-------------|-----------|----------|-----------|-----------|
| | | | Att | Cmp | Pct | Yds | Y/A | TD | Int | Lg | Sk/Yd | Rat | Att | Yds | Avg | Lg | TD | No | Pct | |
| Sep 10 | at Was | W | --- | EAGLES PRACTICE SQUAD | | | | | | | | | | | | | | | | |
| Sep 17 | at KC | L | --- | EAGLES PRACTICE SQUAD | | | | | | | | | | | | | | | | |
| Sep 24 | NYG | W | --- | EAGLES PRACTICE SQUAD | | | | | | | | | | | | | | | | |
| Oct 1 | at LAC | W | --- | EAGLES PRACTICE SQUAD | | | | | | | | | | | | | | | | |
| Oct 8 | Ari | W | --- | EAGLES PRACTICE SQUAD | | | | | | | | | | | | | | | | |
| Oct 12 | at Car | W | --- | EAGLES PRACTICE SQUAD | | | | | | | | | | | | | | | | |
| Oct 23 | Was | W | --- | EAGLES PRACTICE SQUAD | | | | | | | | | | | | | | | | |
| Oct 29 | SF | W | --- | EAGLES PRACTICE SQUAD | | | | | | | | | | | | | | | | |
| Nov 5 | Den | W | 0/0 | INACTIVE | | | | | | | | | | | | | | | | |
| Nov 19 | at Dal | W | 0/0 | INACTIVE | | | | | | | | | | | | | | | | |
| Nov 26 | Chi | W | 0/0 | INACTIVE | | | | | | | | | | | | | | | | |
| Dec 3 | at Sea | L | 0/0 | INACTIVE | | | | | | | | | | | | | | | | |
| Dec 10 | at LAR | W | 0/0 | INACTIVE | | | | | | | | | | | | | | | | |
| Dec 17 | at NYG | W | 0/0 | DID NOT PLAY | | | | | | | | | | | | | | | | |
| Dec 25 | Oak | W | 0/0 | DID NOT PLAY | | | | | | | | | | | | | | | | |
| Dec 31 | Dal | L | 1/0 | 23 | 19 | 82.6 | 134 | 5.8 | 0 | 0 | 16 | 3/24 | 90.9 | 1 | 22 | 22.0 | 22 | 0 | 40 | 68% |
| Totals | | | 1/0 | 23 | 19 | 82.6 | 134 | 5.8 | 0 | 0 | 16 | 3/24 | 90.9 | 1 | 22 | 22.0 | 22 | 0 | 40 | 4% |

PLAYOFFS

| | | | | | | | | | | | | | | | | | | | | |
|---------------|-------|---|------------|--------------|----------|------------|----------|------------|----------|----------|-----------|------------|------------|----------|-----------|-------------|-----------|----------|----------|-----------|
| Jan 13 | Atl | W | 0/0 | DID NOT PLAY | | | | | | | | | | | | | | | | |
| Jan 21 | Min | W | 1/0 | 0 | 0 | --- | 0 | --- | 0 | 0 | -- | 0/0 | --- | 3 | -4 | -1.3 | -1 | 0 | 3 | 5% |
| Feb 4 | at NE | W | 0/0 | DID NOT PLAY | | | | | | | | | | | | | | | | |
| Totals | | | 1/0 | 0 | 0 | --- | 0 | --- | 0 | 0 | -- | 0/0 | --- | 3 | -4 | -1.3 | -1 | 0 | 3 | 1% |



6-5 | 251  **2nd Year**
DOB: March 29, 1997 (Age 22)

**Chesapeake,
Virginia**

**Oscar Smith
High School**



Florida State
D4b-18 (130th overall)
by Philadelphia

FUMBLE RECOVERIES

ACC PLAYERS IN 2015

| | |
|---|----------------------------|
| 3 | Josh Sweat (Florida State) |
| 3 | Connor Strachan (BC) |
| 3 | Kwontie Moore (Virginia) |
| 3 | Justin Simmons (BC) |

THREE-STEP DROP

Bucket list: Learn to snowboard

**If he could play another sport:
Soccer goalie**

**Players he models his game after:
Von Miller and Jadeveon Clowney**

**Favorite athletes growing up:
Jared Allen and Clay Matthews**

Favorite movie: *Monsters, Inc.*

**Favorite TV show:
*The Amazing World of Gumball***

Favorite music: R&B

**Favorite throwback jersey:
1929 Green Bay Packers jersey**

**Favorite quote:
"Just because you're right
doesn't mean you are correct."**



Josh Sweat was selected by the Eagles in the 4th round (130th overall) of the 2018 NFL Draft following a three-year career at Florida State, where he finished with 138 tackles, 29 TFL, 14.5 sacks, 3 FRs and 1 FF in 37 career games. As a junior in 2017, Sweat was named to the Bronco Nagurski Award watch list and led the Seminoles with 5.5 sacks.

SACK LEADERS

FLORIDA STATE PLAYERS (2015-17)

| | |
|-----------------|------|
| DeMarcus Walker | 26.5 |
| Josh Sweat | 14.5 |
| Brian Burns | 14.0 |
| Derrick Nnadi | 11.5 |

COLLEGE HIGHLIGHTS

- In 37 career games, compiled 138 tackles (77 solo), 29 TFL, 14.5 sacks, 1 FF and 3 FRs
- As a junior in 2017, was named to the Bronco Nagurski Award watch list and led Florida State with 5.5 sacks. Also notched a career-high 56 tackles (3rd-highest total on the team)
- In 2016, was part of a defense that ranked No. 1 in the nation in sacks per game (3.92) and 2nd in total sacks (51.0). Posted a career-high 7.0 sacks
- Despite suffering a significant knee injury as a high school senior, played all 13 games as a true freshman in 2015 and earned Freshman All-America Honorable Mention accolades from *CampusInsiders.com*. Finished his first season with 41 tackles, 2 sacks, an INT and 3 FRs. The 3 FRs tied for the most in the ACC

TRANSACTIONS

- 2018** Drafted by PHI in 4th round (130th overall)
Signed 4-year contract
- 12/11/18** Placed on Injured Reserve (ankle)



CAREER STATISTICS

| Year | Team | GP/S | TACKLES | | | | | PASS DEFENSE | | | | | | FUMBLES | | | DEF SNAPS | |
|---------------|--------------|------------|----------|----------|----------|----------|------------|--------------|----------|-----------|----------|----------|----------|----------|----------|----------|------------|------------|
| | | | Total | Solo | Asst | TFL | Sacks | Int | Yds | Lg | TD | PD | QPH | FF | FR | Yds | No | Pct |
| 2018 | Philadelphia | 9/0 | 4 | 1 | 3 | 0 | 0.0 | 0 | 0 | -- | 0 | 0 | 2 | 0 | 0 | 0 | 68 | 7% |
| Totals | | 9/0 | 4 | 1 | 3 | 0 | 0.0 | 0 | 0 | -- | 0 | 0 | 2 | 0 | 0 | 0 | --- | --- |

PLAYOFFS

| | | | | | | | | | | | | | | | | | | |
|---------------|--------------|------------|---|----------|----------|----------|------------|----------|----------|-----------|----------|----------|----------|----------|----------|----------|------------|------------|
| 2018 | Philadelphia | 0/0 | PLACED ON INJURED RESERVE (ANKLE) ON 12/11/18 | | | | | | | | | | | | | | | |
| Totals | | 0/0 | 0 | 0 | 0 | 0 | 0.0 | 0 | 0 | -- | 0 | 0 | 0 | 0 | 0 | 0 | --- | --- |

CAREER HIGHS

| | | |
|----------------|----|----------------|
| Tackles | 2 | 11/18/18 at NO |
| Sacks | -- | --- |
| INTs | -- | --- |
| PDs | -- | --- |
| FFs | -- | --- |
| FRs | -- | --- |



2018 GAME-BY-GAME STATISTICS (PHI)

| Date | Opp | GP/S | Tot | Solo | Sk | Int | PD | FF | FR | Snaps | Pct |
|---------------|--------|------------|----------|-------------------------|------------|----------|----------|----------|----------|-----------|-----------|
| Sep 6 | Atl | W | 0/0 | INACTIVE | | | | | | | |
| Sep 16 | at TB | L | 0/0 | INACTIVE | | | | | | | |
| Sep 23 | Ind | W | 0/0 | DID NOT PLAY | | | | | | | |
| Sep 30 | at Ten | L | 0/0 | INACTIVE | | | | | | | |
| Oct 7 | Min | L | 1/0 | 0 | 0 | 0.0 | 0 | 0 | 0 | 8 | 13% |
| Oct 11 | at NYG | W | 1/0 | 1 | 0 | 0.0 | 0 | 0 | 0 | 7 | 11% |
| Oct 21 | Car | L | 1/0 | 0 | 0 | 0.0 | 0 | 0 | 0 | 0 | 0% |
| Oct 28 | at Jax | W | 1/0 | 1 | 1 | 0.0 | 0 | 0 | 0 | 4 | 6% |
| Nov 11 | Dal | L | 1/0 | 0 | 0 | 0.0 | 0 | 0 | 0 | 6 | 9% |
| Nov 18 | at NO | L | 1/0 | 2 | 0 | 0.0 | 0 | 0 | 0 | 20 | 29% |
| Nov 25 | NYG | W | 1/0 | 0 | 0 | 0.0 | 0 | 0 | 0 | 11 | 18% |
| Dec 3 | Was | W | 1/0 | 0 | 0 | 0.0 | 0 | 0 | 0 | 6 | 13% |
| Dec 9 | at Dal | L | 1/0 | 0 | 0 | 0.0 | 0 | 0 | 0 | 6 | 6% |
| Dec 16 | at LAR | W | 0/0 | INJURED RESERVE (ANKLE) | | | | | | | |
| Dec 23 | Hou | W | 0/0 | INJURED RESERVE (ANKLE) | | | | | | | |
| Dec 30 | at Was | W | 0/0 | INJURED RESERVE (ANKLE) | | | | | | | |
| Totals | | 9/0 | 4 | 1 | 0.0 | 0 | 0 | 0 | 0 | 68 | 7% |

PLAYOFFS

| | | | | | | | | | | | |
|---------------|--------|------------|----------|-------------------------|------------|----------|----------|----------|----------|----------|-----------|
| Jan 6 | at Chi | W | 0/0 | INJURED RESERVE (ANKLE) | | | | | | | |
| Jan 13 | at NO | L | 0/0 | INJURED RESERVE (ANKLE) | | | | | | | |
| Totals | | 0/0 | 0 | 0 | 0.0 | 0 | 0 | 0 | 0 | 0 | 0% |

BIRDSEED

A consensus five-star defensive end prospect out of Oscar Smith High School in Chesapeake, VA, Sweat was named to the 2015 Under Armour All-America Game and was ranked No. 1 in the nation at his position by *Scout.com* and *247Sports*. Additionally, Sweat was named the No. 5 and No. 11 overall prospect in the country by *Scout.com* and ESPN, respectively.

Sweat played in two games as a senior in high school before a knee injury derailed his final season. As a junior, Sweat compiled 94 tackles, including 31 TFL, and an astounding 22 sacks.



@SweatyJ_9



@sweaty_j



6-6 | 320  **4th Year**
DOB: June 16, 1993 (Age 26)



TCU
D5b-16 (164th overall)
by Philadelphia

THREE-STEP DROP

- If he could be a superhero: **Batman**
- If he could play another sport: **WWE wrestler**
- Favorite athlete as a kid: **Yao Ming**
- Favorite athlete to watch now: **Jason Peters**
- Favorite meal: **Hamburger and french fries**
- Strangest thing he likes to eat: **Octopus**
- Favorite movies: **Action, comedies, thrillers**
- Favorite TV shows: **Fresh Prince of Bel-Air and Friends**
- Favorite music: **Enjoys all types of music, especially country and island reggae**
- Favorite quote: **"I don't have to do this, I get to do this."**



A valuable member of Philadelphia's offensive line, **Halapoulivaati Vaitai** (pronounced hal-lah-poo-lee-VAH-tee VIE-tie) was originally selected in the 5th round (164th overall) of the 2016 NFL Draft. In Week 8 of 2017, Vaitai took over as the Eagles' starting LT following a season-ending injury to **Jason Peters** and played a crucial role on Philadelphia's **Super Bowl LII**-winning offensive line.

CAREER HIGHLIGHTS

- Appeared in a career-high 16 regular-season games in 2017, including 10 starts (9 at LT, 1 at RT). In Week 8, took over as the starting LT following a season-ending injury to **Jason Peters** and played a crucial on the Eagles' **Super Bowl LII**-winning offensive line. Helped the team rank 3rd in the NFL in offensive points (414, tied) and rushing offense (132.2) and 7th in total offense (365.8)
- Filled in at RT for the Eagles as a rookie in 2016, appeared in 7 games (6 starts)
- Started and played in his first career game at Was. (10/16/16)

COLLEGE HIGHLIGHTS

- Competed in 42 games (31 starts) at both tackle positions for TCU (2012-15), where he was a two-time All-Big 12 second-team selection
- As a senior in 2015, was awarded with second-team All-Big 12 accolades after starting in 11 of 12 contests, anchoring an o-line that contributed to a 1,000-yard receiver and a 1,000-yard rusher in the same season for just the second time in TCU history
- Earned All-Big 12 second-team honors in 2014 after starting at right tackle for all 13 games. Was part of an offense that ranked second in the nation in scoring (46.5 ppg) and tied for fifth in total offense (533.0 ypg), in addition to setting single-season school records for points (604), passing yards (4,240), total yards (6,929), first downs (331) and plays (1,038)



BAND OF BROTHERS

Halapoulivaati is the oldest of three Vaitai brothers. Twins Kevin and Will are just 11 months younger than 'Big V' and the three played on the offensive line together at Haltom (TX) HS. After playing TE as a freshman, 'Big V' moved to RT as a sophomore and immediately earned a starting job. That year, he was joined on the o-line by Kevin (LG) and Will (RG). Big V stayed at RT for his final two years at Haltom, while Kevin moved to C and Will moved to LG.

POLYNESIAN ROOTS

Vaitai learned to play the guitar at a young age when his cousin taught him three chords. He plays by ear and does not read music. "Polynesians are very musically talented and they always play by ear. I also know how to play the ukulele, but prefer the guitar because it's bigger." Growing up, Vaitai and his family ate a lot of traditional Polynesian foods. "Roasted pig is a staple and spinach is a main ingredient in every dish."

APPLIED LEARNING

Vaitai majored in criminal justice at TCU with a minor in social work. After his playing career is over, he wants to work for the Department of Homeland Security. In Fall 2015, Vaitai interned with Youth Advocate Programs, Inc., an agency that provides direct service to vulnerable and high-need youth and families. As a part of his internship, Big V was paired with a sixth grader who suffered from severe ADHD. "My job was to mentor him and take him out after school. It was a very eye-opening experience. The hardest part of the job is having to shut down your feelings and emotions. You get exposed to serious and dire living conditions, but our only job is to be a big brother to the kids. We can't try to fix everything."

BIRDSEED

Vaitai is named after his father's cousin. His parents, Talikavili and Shirley Vaitai, are originally from Tonga and moved to the United States in the 1980s. Vaitai and his wife, Caitlin, have one son, Vaati. The family has two dogs: a terrier named Abby and a chihuahua named Coffee.



@TCU74



@philly_72

CAREER STATISTICS

| Year | Team | GP/S | STARTS | | OFF SNAPS | |
|---------------|--------------|--------------|----------|----------|------------|------------|
| | | | LT | RT | No | Pct |
| 2016 | Philadelphia | 7/6 | 0 | 6 | 423 | 37% |
| 2017 | Philadelphia | 16/10 | 9 | 1 | 829 | 73% |
| 2018 | Philadelphia | 16/1 | 0 | 1 | 334 | 31% |
| Totals | | 39/17 | 9 | 8 | --- | --- |
| PLAYOFFS | | | | | | |
| 2017 | Philadelphia | 3/3 | 3 | 0 | 207 | 100% |
| 2018 | Philadelphia | 2/0 | 0 | 0 | 16 | 13% |
| Totals | | 5/3 | 3 | 0 | --- | --- |



TRANSACTIONS

2016

Drafted by PHI in 5th round (164th overall)
Signed 4-year contract

QB CARSON WENTZ 11



6-5 | 237  **4th Year**
DOB: Dec. 30, 1992 (Age 26)

Bismarck, North Dakota

Century High School



North Dakota State
D1-16 (2nd overall)
by Philadelphia

AP
 2017

PRO BOWL
 2018

2017



Carson Wentz was originally selected by the Eagles with the 2nd-overall pick in the 2016 NFL Draft. Over the last two seasons, Wentz has produced single-season team records in passing TDs (33 in 2017) and completion percentage (69.6% in 2018). He also earned All-Pro honors from the *Associated Press* and was voted to his first career Pro Bowl following the 2017 season.

MOST PASSING TDs

EAGLES SINGLE-SEASON HISTORY

| | |
|---------------------------|----|
| Carson Wentz (2017) | 33 |
| Sonny Jurgensen (1961) | 32 |
| Donovan McNabb (2004) | 31 |
| Randall Cunningham (1990) | 30 |
| Norm Snead (1967) | 29 |

HIGHEST COMPLETION %

EAGLES SINGLE-SEASON HISTORY

| | |
|-----------------------|-------|
| Carson Wentz (2018) | 69.6% |
| Sam Bradford (2015) | 65.0% |
| Mark Sanchez (2014) | 64.1% |
| Nick Foles (2013) | 64.0% |
| Donovan McNabb (2004) | 64.0% |

(min. 250 attempts)

HIGHEST PASSER RATING

NFL QUARTERBACKS SINCE 2017

| | |
|-------|-----------------------|
| 111.7 | Patrick Mahomes (KC) |
| 109.5 | Drew Brees (NO) |
| 103.1 | Deshaun Watson (Hou.) |
| 102.1 | Russell Wilson (Sea.) |
| 102.0 | Carson Wentz (Phi.) |

(min. 500 attempts)

THREE-STEP DROP

Hobbies: Hunting, going to lakes, relaxing with friends and spending time with his golden retrievers

First job: Umpired youth baseball games

If he could play another sport, what position: Baseball, either as a closing pitcher or third baseman

Favorite TV show: *Friday Night Lights*

Favorite movie: *The Dark Knight Rises*

Favorite meal: Steak and potatoes

Favorite throwback jerseys:
 Walter Payton, Chicago Bears;
 Brett Favre, Minnesota Vikings;
 Roger Maris, New York Yankees

CAREER HIGHLIGHTS

- In 2018, registered the highest completion percentage (69.6%) in Eagles single-season history
- Named second-team **All-Pro** by the *Associated Press* and earned his first career **Pro Bowl** nod following the 2017 season. Also finished 3rd in MVP voting, behind **Tom Brady** and **Todd Gurley II**
- Led the **Super Bowl LII**-winning Eagles to an 11-2 record in games that he started in 2017
- Established an Eagles single-season record with 33 passing TDs in 2017 (previously 32 by **Sonny Jurgensen** in 1961)
- Posted an Eagles single-season record and NFL rookie record with 379 completions in 2016




CARSON WENTZ A01 FOUNDATION

During the 2017 offseason, Wentz launched the **Carson Wentz Audience of One Foundation**, which is a nonprofit whose mission is to “uplift individuals and communities around the world by demonstrating God’s love for His people.” The foundation’s signature event, an annual charity softball game with Eagles players at the home of the Philadelphia Phillies, Citizens Bank Park, has drawn more than 40,000 fans and raised over \$1.3 million for charitable initiatives over the last two years.

A major focus of the foundation is its partnership with Mission of Hope in funding and constructing the Haiti Sports Complex, a multi-purpose sports facility and education center on Mission of Hope’s campus. Over 15,000 children per year will have access to education tutoring, will be provided meals and vitamins to support nutrition, and have a safe place with power and internet to study. The Audience of One Foundation has invested nearly \$1 million in funds for the Haiti Sports Complex.

The foundation’s food truck program, Thy Kingdom Crumb, was launched in 2018 and has freely distributed quality food to communities in need throughout the Philadelphia area. Another example of Wentz’s community outreach is an outdoor program, Camp Conquerors, which serves those with physical challenges, life-threatening illnesses and the underserved by providing various hunting and fishing opportunities.



THE DUTCH DESTROYER

In May 2017, Wentz befriended a boy named Lukas Kusters, who earned the nickname “**Dutch Destroyer**” for his fearless spirit on the football field. Lukas, who was diagnosed with a tumor in his abdomen when he was 8 years old, had received an inspirational video message from Wentz and his only wish was to thank his favorite player for the gesture.

The Eagles invited Lukas’ family to the NovaCare Complex and what was supposed to be a short visit turned into hours. As part of his thank you, Lukas gave Wentz a wristband that says, “Dutch Destroyer,” and Wentz has worn it every day since.

Less than two weeks after his visit, Lukas passed away at 10 years old and was buried in Wentz’s jersey. Wentz wears his “Dutch Destroyer” wristband every game because Lukas’ dream was to play for the Eagles, and with Wentz he can be on an NFL field every Sunday.

Wentz, who regularly keeps in touch with Lukas’ family, helped share Lukas’ story with ESPN’s Tom Rinaldi, and weeks after the interview aired, the family raised nearly \$200,000 through wristband purchases that went towards charities that aid families fighting childhood cancer.

“It’s so much deeper than football is what it comes down to. It’s so much more than just a game.”



MISSION OF HOPE

During the offseason, Wentz travels to Port-au-Prince, Haiti, with **Mission of Hope**, a Christian organization that seeks transformative change for the people of Haiti. During each mission trip, Wentz embraces the culture while sharing his faith, playing with kids and helping paint homes in the community.

“It was very eye-opening to see how much need there really is, and how they’re lacking so many things materialistically. But emotionally and mentally, it was one of the most joyful communities. I think the biggest thing I learned about myself was life isn’t all about stuff. Going there and seeing it gave me an entirely different perspective.”



@cj_wentz



@cj_wentz11



CAREER STATISTICS

| Year | Team | GP/S | PASSING | | | | | | | | | | RUSHING | | | | | OFF SNAPS | |
|---------------|--------------|--------------|--------------|------------|-------------|---------------|------------|-----------|-----------|------------|---------------|-------------|------------|------------|------------|-----------|----------|------------|------------|
| | | | Att | Cmp | Pct | Yds | Y/A | TD | Int | Lg | Sk/Yds | Rate | Att | Yds | Avg | Lg | TD | No | Pct |
| 2016 | Philadelphia | 16/16 | 607 | 379 | 62.4 | 3,782 | 6.2 | 16 | 14 | 73t | 33/213 | 79.3 | 46 | 150 | 3.3 | 17 | 2 | 1,127 | 99% |
| 2017 | Philadelphia | 13/13 | 440 | 265 | 60.2 | 3,296 | 7.5 | 33 | 7 | 72t | 28/162 | 101.9 | 64 | 299 | 4.7 | 24 | 0 | 879 | 78% |
| 2018 | Philadelphia | 11/11 | 401 | 279 | 69.6 | 3,074 | 7.7 | 21 | 7 | 58 | 31/202 | 102.2 | 34 | 93 | 2.7 | 13 | 0 | 724 | 66% |
| Totals | | 40/40 | 1,448 | 923 | 63.7 | 10,152 | 7.0 | 70 | 28 | 73t | 92/577 | 92.5 | 144 | 542 | 3.8 | 24 | 2 | --- | --- |

PLAYOFFS

| | | | | | | | | | | | | | | | | | | | |
|---------------|--------------|------------|--|----------|------------|----------|------------|----------|----------|------------|------------|------------|----------|----------|------------|------------|----------|------------|------------|
| 2017 | Philadelphia | 0/0 | PLACED ON INJURED RESERVE (KNEE) ON 12/12/17 | | | | | | | | | | | | | | | | |
| 2018 | Philadelphia | 0/0 | 0 | 0 | --- | 0 | --- | 0 | 0 | --- | 0/0 | --- | 0 | 0 | --- | --- | 0 | 0 | 0% |
| Totals | | 0/0 | 0 | 0 | --- | 0 | --- | 0 | 0 | --- | 0/0 | --- | 0 | 0 | --- | --- | 0 | --- | --- |

ADDITIONAL STATISTICS

Fumbles/Lost: 32/12 - 2018 (9/6); 2017 (9/3); 2016 (14/3) **Receptions:** 2 (both on own pass) - 4 yards on 10/28/18 at Jax.; 7 yards on 12/4/16 at Cin.

CAREER HIGHS

| | | |
|----------------------|-------|----------------------------|
| Pass Attempts | 60 | 12/4/16 at Cin. |
| Completions | 36 | 12/4/16 at Cin. |
| Passing Yards | 364 | 11/6/16 at NYG |
| Yards/Attempt | 10.7 | 10/23/17 vs. Was. |
| Passing Long | 73t | 9/25/16 vs. Pit. |
| Passing TDs | 4 | 4x, last: 12/10/17 at LAR |
| Completion % | 81.1 | 10/21/18 vs. Car. |
| Passer Rating | 128.3 | 10/8/17 vs. Ari. |
| Rush Attempts | 8 | 10/23/17 vs. Was. |
| Rushing Yards | 63 | 10/23/17 vs. Was. |
| Rushing Long | 24 | 9/17/17 at KC |
| Rushing TDs | 1 | 2x, last: 12/18/16 at Bal. |

NOTES TO KNOW

- Ranks 3rd in the NFL in passing TDs per game (2.3) since 2017, behind **Patrick Mahomes** (3.1) and **Andrew Luck** (2.4). Also owns the 3rd-highest passing TD percentage (6.4%) in that span, trailing only Mahomes (8.6%) and **Russell Wilson** (7.0%) (min. 500 attempts)
- Has produced the 5th-highest passer rating (102.0) in the NFL since 2017, behind **Patrick Mahomes** (111.7), **Drew Brees** (109.5), **Deshaun Watson** (103.1) and **Russell Wilson** (102.1) (min. 500 attempts)
- Owns the best career completion percentage (63.7%) in Eagles history and ranks 2nd in career passer rating (92.5), trailing only **Nick Foles** (93.2) (min. 1,000 attempts)
- Ranks 6th on the Eagles' all-time list with 10,152 passing yards, behind **Donovan McNabb** (32,873, 1999-2009), **Ron Jaworski** (26,963, 1977-86), **Randall Cunningham** (22,877, 1985-95), **Norm Snead** (15,672, 1964-70) and **Tommy Thompson** (10,240, 1941-50)
- Has thrown 70 career TDs, which are the 7th-most in team history, trailing only **Donovan McNabb** (216, 1999-2009), **Ron Jaworski** (175, 1977-86), **Randall Cunningham** (150, 1985-95), **Norm Snead** (111, 1964-70), **Tommy Thompson** (90, 1941-50) and **Sonny Jurgensen** (76, 1957-63)

SEASON HIGHLIGHTS

2018 - PHILADELPHIA EAGLES (11/11, 0/0)

- Ranked 3rd in the NFL with a franchise-record 69.6% completion percentage, trailing only **Drew Brees** (74.4%) and **Kirk Cousins** (70.1%) (min. 250 attempts)
- Finished 7th in the NFL with a career-high 102.2 passer rating, behind **Drew Brees** (115.7), **Patrick Mahomes** (113.8), **Russell Wilson** (110.9), **Matt Ryan** (108.1), **Philip Rivers** (105.5) and **Deshaun Watson** (103.1) (min. 250 attempts)
- Led consecutive game-tying TD drives on the Eagles' final two possessions to force overtime at Dal. (12/9/18). Posted a career-high 139.3 fourth-quarter passer rating (min. 10 attempts)





2018 GAME-BY-GAME STATISTICS (PHILADELPHIA)

| Date | Opp | GP/S | PASSING | | | | | | | | | | RUSHING | | | | | SNAPS | | |
|---------------|--------|------|--------------|-----------------|------------|-------------|-------------|------------|-----------|----------|-----------|---------------|--------------|-----------|-----------|------------|-----------|----------|------------|------------|
| | | | Att | Cmp | Pct | Yds | Y/A | TD | Int | Lg | Sk/Yds | Rat | Att | Yds | Avg | Lg | TD | No | Pct | |
| Sep 6 | Atl | W | 0/0 | INACTIVE (KNEE) | | | | | | | | | | | | | | | | |
| Sep 16 | at TB | L | 0/0 | INACTIVE (KNEE) | | | | | | | | | | | | | | | | |
| Sep 23 | Ind | W | 1/1 | 37 | 25 | 67.6 | 255 | 6.9 | 1 | 1 | 34 | 5/28 | 84.9 | 3 | 10 | 3.3 | 6 | 0 | 82 | 100% |
| Sep 30 | at Ten | L | 1/1 | 50 | 33 | 66.0 | 348 | 7.0 | 2 | 0 | 56t | 4/33 | 99.4 | 2 | 8 | 4.0 | 6 | 0 | 78 | 100% |
| Oct 7 | Min | L | 1/1 | 35 | 24 | 68.6 | 311 | 8.9 | 2 | 0 | 48 | 3/28 | 115.3 | 5 | 26 | 5.2 | 11 | 0 | 59 | 100% |
| Oct 11 | at NYG | W | 1/1 | 36 | 26 | 72.2 | 278 | 7.7 | 3 | 0 | 58 | 1/7 | 122.2 | 2 | 14 | 7.0 | 9 | 0 | 71 | 100% |
| Oct 21 | Car | L | 1/1 | 37 | 30 | 81.1 | 310 | 8.4 | 2 | 0 | 29 | 4/26 | 119.6 | 3 | 3 | 1.0 | 2 | 0 | 67 | 100% |
| Oct 28 | at Jax | W | 1/1 | 30 | 21 | 70.0 | 286 | 9.5 | 3 | 1 | 39 | 4/24 | 119.6 | 6 | 28 | 4.7 | 13 | 0 | 62 | 100% |
| Nov 11 | Dal | L | 1/1 | 44 | 32 | 72.7 | 360 | 8.2 | 2 | 1 | 51 | 2/10 | 102.5 | 2 | 7 | 3.5 | 5 | 0 | 62 | 100% |
| Nov 18 | at NO | L | 1/1 | 33 | 19 | 57.6 | 156 | 4.7 | 0 | 3 | 19 | 3/18 | 31.9 | 1 | 6 | 6.0 | 6 | 0 | 51 | 100% |
| Nov 25 | NYG | W | 1/1 | 28 | 20 | 71.4 | 236 | 8.4 | 1 | 0 | 24 | 3/22 | 108.6 | 2 | -2 | -1.0 | -1 | 0 | 65 | 100% |
| Dec 3 | Was | W | 1/1 | 39 | 27 | 69.2 | 306 | 7.9 | 2 | 1 | 39 | 0/0 | 98.9 | 4 | -4 | -1.0 | -1 | 0 | 75 | 100% |
| Dec 9 | at Dal | L | 1/1 | 32 | 22 | 68.8 | 228 | 7.1 | 3 | 0 | 42 | 2/6 | 120.3 | 4 | -3 | -0.8 | 1 | 0 | 52 | 100% |
| Dec 16 | at LAR | W | 0/0 | INACTIVE (BACK) | | | | | | | | | | | | | | | | |
| Dec 23 | Hou | W | 0/0 | INACTIVE (BACK) | | | | | | | | | | | | | | | | |
| Dec 30 | at Was | W | 0/0 | INACTIVE (BACK) | | | | | | | | | | | | | | | | |
| Totals | | | 11/11 | 401 | 279 | 69.6 | 3074 | 7.7 | 21 | 7 | 58 | 31/202 | 102.2 | 34 | 93 | 2.7 | 13 | 0 | 724 | 66% |

PLAYOFFS

| | | | | | | | | | | | | | | | | | | | | |
|---------------|--------|---|------------|-----------------|----------|------------|----------|------------|----------|----------|-----------|------------|------------|----------|----------|------------|-----------|----------|----------|-----------|
| Jan 6 | at Chi | W | 0/0 | INACTIVE (BACK) | | | | | | | | | | | | | | | | |
| Jan 13 | at NO | L | 0/0 | INACTIVE (BACK) | | | | | | | | | | | | | | | | |
| Totals | | | 0/0 | 0 | 0 | --- | 0 | --- | 0 | 0 | -- | 0/0 | --- | 0 | 0 | --- | -- | 0 | 0 | 0% |



SEASON HIGHLIGHTS (Continued)

- Generated his fourth career fourth-quarter comeback in the win vs. NYG (11/25/18). Helped the Eagles erase a 19-3 first-half deficit, resulting in the team's largest come-from-behind victory since 9/7/14 vs. Jacksonville (17 points)
- Joined **Peyton Manning** (9/30/12-10/18/12) as the only QBs in NFL history to record 30+ attempts and a 115.0+ passer rating in 4 straight games (119.6 on 10/28/18 at Jax.; 119.6 on 10/21/18 vs. Car.; 122.2 on 10/11/18 at NYG; 115.3 on 10/7/18 vs. Min.)
- Posted a career-best 180 consecutive attempts without an INT from 9/23/18-10/28/18, which is the longest streak by an Eagle since **Nick Foles** from 12/23/12-12/8/13 (237)
- Registered a career-high 81.1% (30-of-37) completion percentage vs. Car. (10/21/18). Completed 15 consecutive passes between the second and third quarters, which is tied for the 4th-longest streak in team history (tied for 3rd-longest in a single game)
- Engineered his third career fourth-quarter comeback in his season debut vs. Ind. (9/23/18). The 17-play, 75-yard TD drive is currently the Eagles' 2nd-longest possession by time (11:18) since 1999 (11:49 on 12/30/18 at Washington)

2017 - PHILADELPHIA EAGLES (13/13, 0/0)

- Named second-team **All-Pro** by the *Associated Press* and earned his first career **Pro Bowl** nod. Also finished 3rd in MVP voting, behind **Tom Brady** and **Todd Gurley II**

100+ RATING GAMES (16)

| Date | Opponent | Rating |
|----------|------------------------------------|--------|
| 10/8/17 | vs. Arizona Cardinals (W, 34-7) | 128.3 |
| 10/23/17 | vs. Washington Redskins (W, 34-24) | 126.3 |
| 9/25/16 | vs. Pittsburgh Steelers (W, 34-3) | 125.9 |
| 10/11/18 | at New York Giants (W, 34-13) | 122.2 |
| 12/9/18 | at Dallas Cowboys (L, 23-29) (OT) | 120.3 |
| 10/28/18 | at Jacksonville Jaguars (W, 24-18) | 119.6 |
| 10/21/18 | vs. Carolina Panthers (L, 17-20) | 119.6 |
| 11/5/17 | vs. Denver Broncos (W, 51-23) | 118.7 |
| 10/7/18 | vs. Minnesota Vikings (L, 21-23) | 115.3 |
| 10/12/17 | at Carolina Panthers (W, 28-23) | 110.7 |
| 11/26/17 | vs. Chicago Bears (W, 31-3) | 109.4 |
| 11/25/18 | vs. New York Giants (W, 25-22) | 108.6 |
| 10/9/16 | at Detroit Lions (L, 23-24) | 102.8 |
| 11/11/18 | vs. Dallas Cowboys (L, 20-27) | 102.5 |
| 9/11/16 | vs. Cleveland Browns (W, 29-10) | 101.0 |
| 12/10/17 | at Los Angeles Rams (W, 43-35) | 100.8 |



KYLE LAULETTA
QUARTERBACK • 8



Height: 6-2 Weight: 219
DOB: March 17, 1995 (Age 24)
Hometown: Exton, PA (Downington East)
College: Richmond

BIRDSEED: Lauletta (pronounced LAW-let-uh) prepped at Downington East High School before attending the University of Richmond ... Member of the National Honor Society ... Special Olympics volunteer and Co-founder of Pass It On Program, which donated new and gently used sports equipment to the Boys and Girls Club of Philadelphia

SEASON HIGHLIGHTS: 2018 (NEW YORK GIANTS - 2/0) - Made his NFL debut at Was. (12/9) ... Became the first Giants rookie quarterback to throw a regular-season pass since Eli Manning in 2004

COLLEGE HIGHLIGHTS: Lauletta played in 40 games for Richmond from 2013-17 ... Redshirted in 2014 ... Completed 758-of-1,194 passes (63.5%) for 10,465 yards, 73 TDs and 35 INTs ... His 3,737 passing yards in 2017 are the 2nd-highest total in school history ... CAA Offensive Player of the Year and first-team All-CAA in 2017 ... Named the Most Valuable Player at the Reese's Senior Bowl after completing 8-of-12 passes for 198 yards and 3 TDs

TRANSACTIONS: 2018 - Drafted by NYG in 4th round (108th overall) ... Signed 4-year contract ... **8/31/19** - Waived by NYG ... **9/1/19** - Signed by PHI to practice squad



MARCUS GREEN
WIDE RECEIVER • 89



Height: 5-8 Weight: 191
DOB: Aug. 13, 1996 (Age 23)
Hometown: Pontotoc, MS (North Pontotoc)
College: Louisiana-Monroe

BIRDSEED: Green was a four-year football letterwinner at North Pontotoc High School ... Earned five letters in basketball, as he played with the varsity squad starting in eighth grade ... Enjoys playing video games ... Active in Fellowship of Christian Athletes and is a drummer at church

COLLEGE HIGHLIGHTS: Appeared in 48 games at Louisiana-Monroe ... As a redshirt freshman in 2015, Green hauled in five 30-plus yard catches, including a 48-yarder on his first collegiate catch (vs. Nicholls State) and a 49-yarder in the final game ... Totaled 50 receptions, 855 receiving yards, and 8 TDs his senior year ... Finished his Warhawk career tied for third in school history in receiving touchdowns with 23, third in career receptions with 202, and second in career receiving yards with 2,698

TRANSACTIONS: 2019 - Drafted by ATL in 6th round (203rd overall) ... Signed 4-year contract ... **8/31/19** - Waived by ATL ... **9/1/19** - Signed by PHI to practice squad



ALEX ELLIS
TIGHT END • 85



Height: 6-4 Weight: 245
DOB: Feb. 10, 1993 (Age 26)
Hometown: Delmar, DE (Delmar)
College: Tennessee

BIRDSEED: Ellis excelled as a quarterback at Delmar (DE) High School and also lettered in lacrosse ... Graduated from the University of Tennessee with a degree in biomedical engineering.

SEASON HIGHLIGHTS: 2016 (JACKSONVILLE JAGUARS - 6/3) - Debuted as a rookie with the Jaguars ... Saw action in 6 games (3 starts) and totaled 3 receptions for 11 yards

COLLEGE HIGHLIGHTS: Appeared in 26 games and totaled 14 receptions for 232 yards and 1 TD at Tennessee ... Named the 2016 Muscle Milk Male Athlete of the Year ... As a senior in 2015, played in all 13 games and made 8 catches for 117 yards ... As a redshirt junior in 2014, appeared in all 13 games (1 start) and hauled in 6 catches for 115 yards

TRANSACTIONS: 2016 - Signed by TEN as UDFA ... **9/2/16** - Waived by TEN ... **9/5/16** - Signed by JAX to practice squad ... **11/26/16** - Signed by JAX from practice squad to 53-man roster ... **9/2/17** - Waived by JAX ... **11/29/17** - Signed by NO to practice squad ... **1/16/18** - Signed by NO ... **5/7/18** - Waived by NO ... **5/8/18** - Claimed off waivers by KC ... **10/3/18** - Placed on Injured Reserve ... **8/2/19** - Signed by PHI ... **8/31/19** - Waived by PHI ... **9/1/19** - Signed by PHI to practice squad



BRUCE HECTOR
DEFENSIVE TACKLE • 90 

Height: 6-2 Weight: 296
DOB: Oct. 7, 1994 (Age 24)
Hometown: Tampa, FL (Robinson)
College: South Florida

BIRDSEED: Hector was a versatile two-way lineman at Robinson (FL) High School, where he earned first-team all-state accolades from the *Associated Press* ... Hector, who is the son of Monica Lockett, graduated from USF with a degree in health sciences.

SEASON HIGHLIGHTS: 2018 (PHILADELPHIA EAGLES - 8/0, 0/0) - Registered a half-sack of Panthers QB **Cam Newton** for an 11-yard loss vs. Car. (10/21/18)

COLLEGE HIGHLIGHTS: In 43 career games (24 starts) at South Florida, posted 18.0 career sacks to finish tied for 4th all-time on the Bulls' career sacks list ... Earned All-AAC honors after posting a career-high 7.0 sacks as a senior in 2017. Also totaled 38 tackles (26 solo), including 13 TFL, 1 FF, 1 PD and a blocked kick

TRANSACTIONS: 2018 - Signed by PHI as UDFA ... **10/2/18** - Waived by PHI ... **10/4/18** - Signed by PHI to practice squad ... **10/19/18** - Signed by PHI from practice squad to active roster ... **10/30/18** - Waived by PHI ... **11/2/18** - Signed by PHI to practice squad ... **12/8/18** - Signed by PHI from practice squad to active roster ... **8/22/19** Traded to ARI in exchange for S Rudy Ford ... **8/31/19** - Released by ARI ... **9/1/19** - Signed by PHI to practice squad



JOSHUA PERKINS
TIGHT END • 81 

Height: 6-3 Weight: 223
DOB: Aug. 5, 1993 (Age 26)
Hometown: Cerritos, California (Gahr)
College: Washington

BIRDSEED: Perkins attended Gahr (CA) High School and during his senior year he was a first-team all-area selection after catching 70 passes for 1,072 yards and 11 TDs ... In the top game of his senior year, Perkins caught 12 passes for 170 yards and 2 TDs.

SEASON HIGHLIGHTS: 2018 (PHILADELPHIA EAGLES - 9/1, 0/0) - Posted career highs in receptions (4) and receiving yards (57) at TB (9/16/18), including a career-long 30-yard catch from **Nick Foles** in the fourth quarter ... **2016 (ATLANTA FALCONS 8/1, 3/0)** - Caught his first career TD on a 26-yard pass from **Matt Ryan** to cap Atlanta's opening drive at Car. (12/24/16) ... Recorded his first career catch in the first quarter vs. SF (12/18/16)

COLLEGE HIGHLIGHTS: Totaled 66 receptions for 911 yards (13.8 avg.) and 9 TDs in 27 career games at Washington

TRANSACTIONS: 2016 - Signed by ATL as UDFA ... **9/2/17** - Waived by ATL ... **9/3/17** - Signed by ATL to practice squad ... **10/11/17** - Released by ATL ... **1/15/18** - Signed by PHI to reserve/future contract ... **11/16/18** - Placed on Injured Reserve (knee) ... **8/31/19** - Waived by PHI ... **9/1/19** - Signed by PHI to practice squad



SUA OPETA
OFFENSIVE GUARD • 78 

Height: 6-4 Weight: 305
DOB: Aug. 15, 1996 (Age 23)
Hometown: Stansbury Park, UT (Stansbury)
College: Weber State

BIRDSEED: Attended Stansbury Park (UT) High School, where he received all-state and all-region honors ... Is the son of Amerika and Christy Opeta ... Has a twin brother, Isaia, and a sister, Malia ... Graduated from Weber State with a degree in human performance management ... Full name: Iosua Opeta (pronounced YO-sue-a O-pet-a)

COLLEGE HIGHLIGHTS: Played in 50 games during his 4-year career at Weber State, including every contest in his final three seasons ... A two-time All-America and two-time first-team All-Big Sky honoree ... As a senior in 2018, was voted a consensus All-American as well as first-team All-Big Sky after starting all 13 games and serving as a team captain ... Part of a Wildcat team that won 10 games and a conference title and earned the No. 2 seed in the FCS playoffs ... Started all 14 games as a junior in 2017 during Weber State's historic season that included a Big Sky title, a school-record 11 wins and two wins in the FCS playoffs ... Earned All-America and All-Big Sky accolades ... As a sophomore in 2016, started all 12 games on the offensive line after moving from the defensive side of the ball in spring practice

TRANSACTIONS: 2019 - Signed by PHI as UDFA ... **8/31/19** - Waived by PHI ... **9/1/19** - Signed by PHI to practice squad



BOSTON SCOTT
RUNNING BACK • 38



Height: 5-6 Weight: 203
DOB: April 27, 1995 (Age 24)
Hometown: Zachary, LA (Zachary)
College: Louisiana Tech

BIRDSEED: Prepped at Zachary (LA) High School, where he was a three-sport athlete (football, soccer, track) ... Totaled more than 1,500 all-purpose yards, averaging 6.2 yards per carry and totaled 17 TDs as a RB ... Won the state championship in powerlifting and was a member of the Interact club, guitar club and the band

SEASON HIGHLIGHTS: 2018 (PHILADELPHIA EAGLES - 2/0, 2/0) - Took over as the Eagles' primary kickoff return man in Week 16 of the regular season ... Finished with 96 yards on 4 kickoff returns (24.0 avg.), including a career-best 35-yard return at LAR (12/16/18) ... In the playoffs, combined for 54 yards on 3 kickoff returns (18.0 avg.)

COLLEGE HIGHLIGHTS: Played collegiately at Louisiana Tech, where he rushed for 1,047 yards and 8 TDs and caught 20 passes for 181 yards and 1 TD en route to All-Conference USA honors as a senior in 2017 ... Enjoyed a career day in L.A. Tech's win over Rice with career highs in rushing attempts (15), yards (137) and TDs (3) ... Joined the team as a walk-on in 2013

TRANSACTIONS: 2018 - Drafted by NO in 6th round (201st overall) ... Signed 4-year contract ... **9/5/18** - Waived by NO ... **9/7/18** - Signed by NO to practice squad ... **12/11/18** - Signed by PHI to 53-man roster off NO practice squad ... **8/31/19** - Waived by PHI ... **9/1/19** - Signed by PHI to practice squad



ALEX SINGLETON
LINEBACKER • 49



Height: 6-2 Weight: 240
DOB: Dec. 7, 1993 (Age 25)
Hometown: Thousand Oaks, CA
(Thousand Oaks) College: Montana State

BIRDSEED: Attended Thousand Oaks (CA) High School and received all-conference and all-county honors ... Also named to the All-CIF Northern Division team and earned Thousand Oaks' Defensive MVP honors ... Is the son of Steve and Kim Singleton and has three siblings ... Majored in criminal justice studies at Montana State

CFL HIGHLIGHTS: Played three seasons with the CFL's Calgary Stampeders, amassing 311 tackles, 4.0 sacks, 1 INT and 6 FFs along with 17 special teams stops in 54 career games ... Posted a career-high-tying 123 tackles in 2017 and 2018

COLLEGE HIGHLIGHTS: A three-year starter at LB who totaled 246 tackles, 31.5 TFLs and 4 INTs over his final two seasons with the Bobcats ... Entered the 2014 season on the CFPA National Watch List as one of the top players in the FCS at his position

TRANSACTIONS: 2015 - Signed by SEA as UDFA ... **8/5/15** - Waived by SEA ... **8/14/15** - Signed by SEA ... **9/5/15** - Waived by SEA ... **9/9/15** - Signed by NE to practice squad ... **9/16/15** - Released by NE from practice squad ... **11/26/15** - Signed by SEA to practice squad ... **12/15/15** - Released by SEA from practice squad ... **12/22/15** - Signed by MIN to practice squad ... **1/11/16** - Signed by MIN to reserve/future contract ... **4/13/16** - Waived by MIN ... **1/8/19** - Signed by PHI to reserve/future contract ... **08/31/19** - Waived by PHI ... **9/1/19** - Signed by PHI to practice squad



GREG WARD
WIDE RECEIVER • 84



Height: 5-11 Weight: 190
DOB: July 12, 1995 (Age 24)
Hometown: Tyler, TX (John Tyler)
College: Houston

BIRDSEED: Led Texas' Class 4A with 4,202 passing yards and 39 TDs against 5 INTs as a senior at John Tyler (TX) High School ... Also added 861 rushing yards and 13 TDs on 170 carries ... As a junior, threw for 3,596 yards and 32 TDs against 5 INTs and rushed 207 times for 1,212 yards and 18 TDs ... Majored in kinesiology at Houston

AAF HIGHLIGHTS: Caught 22 passes for 214 yards and had 1 punt return TD with the AAF's San Antonio Commanders in 2019

SEASON HIGHLIGHTS: 2017 (PHILADELPHIA EAGLES - 0/0) - Spent majority of the season (including playoffs) on the Eagles practice squad during their **Super Bowl LII**-winning campaign

COLLEGE HIGHLIGHTS: Produced the most rushing yards (2,375) by a QB in Houston history and tied for the most rushing TDs (39) ... Also finished 3rd in school history in total yards (11,080), 4th in passing yards (8,705) and 5th in passing TDs (52)

TRANSACTIONS: 2017 - Signed by PHI as UDFA ... **9/2/17** - Waived by PHI ... **9/3/17** - Signed by PHI to practice squad ... **9/12/17** - Released by PHI from practice squad ... **9/18/17** - Signed by PHI to practice squad ... **2/7/18** - Signed by PHI to reserve/future contract ... **9/1/18** - Waived by PHI ... **9/2/18** - Signed by PHI to practice squad ... **9/7/18** - Released by PHI from practice squad ... **4/9/19** - Signed by PHI ... **8/31/19** - Waived by PHI ... **9/1/19** - Signed by PHI to practice squad



Craig James
CORNERBACK • 39



Height: 5-10 Weight: 195
DOB: April 29, 1996 (Age 23)
Hometown: Edwardsville, IL (Edwardsville)
College: Southern Illinois

BIRDSEED: Spent two seasons at the University of Minnesota before transferring to Southern Illinois ... Son of Pamela James ... Has one brother, Cameron

SEASON HIGHLIGHTS: 2018 (MINNESOTA VIKINGS - 3/0, 0/0) - Saw time in 3 games during his rookie season after being elevated from the practice squad in Week 13 ... Made his NFL debut at NE on 12/2/18

COLLEGE HIGHLIGHTS: Totaled 67 tackles (50 solo), 5 INTs, and 25 passes defended in 20 career games at Southern Illinois ... Named to the MVFC All-Newcomer Team in 2016 after finishing 2nd in the conference in passes defended per game with a 1.0 average ... Also spent two seasons at the University of Minnesota prior to his time at Southern Illinois, playing in 18 games as defensive back and punt returner

TRANSACTIONS: 2018 - Signed by MIN as UDFA ... **9/1/18** - Released by MIN ... **10/16/18** - Signed by MIN to practice squad ... **11/27/18** - Signed by MIN from practice squad to active roster ... **8/31/19** - Waived by MIN ... **9/2/19** - Signed by PHI to practice squad

2019 UNOFFICIAL DEPTH CHART



Compiled by the Eagles public relations staff

| OFFENSE | | | | | | |
|---------------|----|-------------------|----|-----------------------|----|----------------|
| WR | 17 | Alshon Jeffery | 19 | J.J. Arcega-Whiteside | | |
| LT | 71 | Jason Peters | 77 | Andre Dillard | | |
| LG | 73 | Isaac Seumalo | 69 | Matt Pryor | | |
| C | 62 | Jason Kelce | 67 | Nate Herbig | | |
| RG | 79 | Brandon Brooks | 72 | Halapoulivaati Vaitai | | |
| RT | 65 | Lane Johnson | 68 | Jordan Mailata | | |
| TE | 86 | Zach Ertz | 88 | Dallas Goedert | | |
| WR | 13 | Nelson Agholor | | | | |
| WR | 10 | DeSean Jackson | 16 | Mack Hollins | | |
| RB | 24 | Jordan Howard | 26 | Miles Sanders | 43 | Darren Sproles |
| | | | | | 30 | Corey Clement |
| QB | 11 | Carson Wentz | 7 | Nate Sudfeld | 18 | Josh McCown |
| DEFENSE | | | | | | |
| DE | 96 | Derek Barnett | 75 | Vinny Curry | 51 | Shareef Miller |
| DT | 97 | Malik Jackson | 93 | Tim Jernigan | | |
| DT | 91 | Fletcher Cox | 98 | Hassan Ridgeway | | |
| DE | 55 | Brandon Graham | 94 | Josh Sweat | 74 | Daeshon Hall |
| OLB | 54 | Kamu Grugier-Hill | 47 | Nathan Gerry | | |
| MLB | 53 | Nigel Bradham | 57 | T.J. Edwards | | |
| OLB | 52 | Zach Brown | 58 | L.J. Fort | | |
| CB | 29 | Avonte Maddox | 22 | Sidney Jones | | |
| CB | 21 | Ronald Darby | 32 | Rasul Douglas | | |
| S | 23 | Rodney McLeod | 42 | Andrew Sendejo | | |
| S | 27 | Malcolm Jenkins | 37 | Johnathan Cyprien | 36 | Rudy Ford |
| SPECIAL TEAMS | | | | | | |
| P | 1 | Cameron Johnston | | | | |
| K | 4 | Jake Elliott | | | | |
| H | 1 | Cameron Johnston | | | | |
| LS | 45 | Rick Lovato | | | | |
| PR | 43 | Darren Sproles | 10 | DeSean Jackson | | |
| KR | 26 | Miles Sanders | 30 | Corey Clement | | |

PRONUNCIATION GUIDE

| | | | | | |
|-----------------------|---------------------------|-------------------|--------------------------|-----------------------|------------------------------------|
| Nelson Agholor | AGG-uh-lore | Dallas Goedert | GOD-ert | Rick Lovato | luh-VAH-toe |
| J.J. Arcega-Whiteside | are-THAY-guh WHITESIDE | Kamu Grugier-Hill | KAH-moo GREW-jay HILL | Avonte Maddox | uh-VON-tay |
| Nigel Bradham | BRAD-em | Daeshon Hall | DAY-shon | Jordan Mailata | my-LOTTA |
| Corey Clement | CLEM-int | Malik Jackson | muh-LEEK | Rodney McLeod | muh-CLOUD |
| Johnathan Cyprien | SIP-ree-en | Alshon Jeffery | AL-shon jeff-ree | Andrew Sendejo | sin-DAY-ho |
| Rasul Douglas | RAH-sool | Jason Kelce | KELL-see | Isaac Seumalo | say-uh-MAH-low |
| Nathan Gerry | GARY | Cre'Von LeBlanc | CRAY-von luh-BLAHNK | Halapoulivaati Vaitai | hal-lah-POO-lee-VAH-tee VIE-tie |

ALPHABETICAL ROSTER



| NO | NAME | POS | HT | WT | DOB | AGE | EXP | COLLEGE | HOMETOWN | HOW ACQ |
|----|------------------------|-----|------|-----|----------|-----|-----|-----------------------|--------------------|-----------|
| 13 | Agholor, Nelson | WR | 6-0 | 198 | 5/24/93 | 26 | 5 | USC | Tampa, FL | D1-15 |
| 19 | Arcega-Whiteside, J.J. | WR | 6-2 | 225 | 12/31/96 | 22 | R | Stanford | Roebuck, SC | D2b-19 |
| 96 | Barnett, Derek | DE | 6-3 | 259 | 6/25/96 | 23 | 3 | Tennessee | Brentwood, TN | D1-17 |
| 53 | Bradham, Nigel | LB | 6-2 | 241 | 9/4/89 | 30 | 8 | Florida State | Crawfordville, FL | FA-Buf-16 |
| 79 | Brooks, Brandon | G | 6-5 | 335 | 8/19/89 | 30 | 8 | Miami (OH) | Milwaukee, WI | FA-Hou-16 |
| 52 | Brown, Zach | LB | 6-1 | 250 | 10/23/89 | 29 | 8 | North Carolina | Columbia, MD | FA-Was-19 |
| 30 | Clement, Corey | RB | 5-10 | 220 | 11/2/94 | 24 | 3 | Wisconsin | Glassboro, NJ | UDFA-17 |
| 91 | Cox, Fletcher | DT | 6-4 | 310 | 12/13/90 | 28 | 8 | Mississippi State | Yazoo City, MS | D1-12 |
| 75 | Curry, Vinny | DE | 6-3 | 279 | 6/30/88 | 31 | 8 | Marshall | Neptune, NJ | FA-19 |
| 37 | Cyprien, Johnathan | S | 6-1 | 211 | 7/29/90 | 29 | 7 | Florida International | North Miami, FL | FA-19 |
| 21 | Darby, Ronald | CB | 5-11 | 193 | 1/2/94 | 25 | 5 | Florida State | Oxon Hill, MD | T-Buf-17 |
| 77 | Dillard, Andre | T | 6-5 | 315 | 10/3/95 | 23 | R | Washington State | Woodinville, WA | D1-19 |
| 32 | Douglas, Rasul | CB | 6-2 | 209 | 8/29/95 | 24 | 3 | West Virginia | East Orange, NJ | D3-17 |
| 57 | Edwards, T.J. | LB | 6-1 | 242 | 8/12/96 | 23 | R | Wisconsin | Lake Villa, IL | UDFA-19 |
| 4 | Elliott, Jake | K | 5-9 | 167 | 1/21/95 | 24 | 3 | Memphis | La Grange, IL | PS-Cin-17 |
| 86 | Ertz, Zach | TE | 6-5 | 250 | 11/10/90 | 28 | 7 | Stanford | Danville, CA | D2-13 |
| 36 | Ford, Rudy | S | 6-0 | 204 | 11/1/94 | 24 | 3 | Auburn | New Hope, AL | T-Ari-19 |
| 58 | Fort, L.J. | LB | 6-0 | 232 | 1/3/90 | 29 | 5 | Northern Iowa | Waynesville, IL | FA-Pit-19 |
| 47 | Gerry, Nathan | LB | 6-2 | 230 | 2/23/95 | 24 | 3 | Nebraska | Sioux Falls, SD | D5b-17 |
| 88 | Goedert, Dallas | TE | 6-5 | 256 | 1/3/95 | 24 | 2 | South Dakota State | Britton, SD | D2-18 |
| 55 | Graham, Brandon | DE | 6-2 | 265 | 4/3/88 | 31 | 10 | Michigan | Detroit, MI | D1-10 |
| 54 | Grugier-Hill, Kamu | LB | 6-2 | 230 | 5/16/94 | 25 | 4 | Eastern Illinois | Honolulu, HI | W-NE-16 |
| 74 | Hall, Daeshon | DE | 6-5 | 265 | 6/14/95 | 24 | 3 | Texas A&M | Lancaster, TX | PS-Hou-18 |
| 67 | Herbig, Nate | G | 6-4 | 334 | 7/10/98 | 21 | R | Stanford | Honolulu, HI | UDFA-19 |
| 16 | Hollins, Mack | WR | 6-4 | 221 | 9/16/93 | 25 | 3 | North Carolina | Rockville, MD | D4a-17 |
| 24 | Howard, Jordan | RB | 6-0 | 224 | 11/2/94 | 24 | 4 | Indiana | Gardendale, AL | T-Chi-19 |
| 10 | Jackson, DeSean | WR | 5-10 | 175 | 12/1/86 | 32 | 12 | California | Long Beach, CA | T-TB-19 |
| 97 | Jackson, Malik | DT | 6-5 | 290 | 1/11/90 | 29 | 8 | Tennessee | Van Nuys, CA | FA-19 |
| 17 | Jeffery, Alshon | WR | 6-3 | 218 | 2/14/90 | 29 | 8 | South Carolina | St. Matthews, SC | FA-Chi-17 |
| 27 | Jenkins, Malcolm | S | 6-0 | 204 | 12/20/87 | 31 | 11 | Ohio State | Piscataway, NJ | FA-NO-14 |
| 93 | Jernigan, Tim | DT | 6-2 | 295 | 9/24/92 | 26 | 6 | Florida State | Lake City, FL | T-Bal-17 |
| 65 | Johnson, Lane | T | 6-6 | 317 | 5/8/90 | 29 | 7 | Oklahoma | Groveton, TX | D1-13 |
| 1 | Johnston, Cameron | P | 5-11 | 194 | 2/24/92 | 27 | 2 | Ohio State | Geelong, Australia | FA-18 |
| 22 | Jones, Sidney | CB | 6-0 | 181 | 5/21/96 | 23 | 2 | Washington | Diamond Bar, CA | D2-17 |
| 62 | Kelce, Jason | C | 6-3 | 295 | 11/5/87 | 31 | 9 | Cincinnati | Cleveland, OH | D6a-11 |
| 45 | Lovato, Rick | LS | 6-2 | 249 | 9/9/92 | 27 | 3 | Old Dominion | Middletown, NJ | FA-16 |
| 29 | Maddox, Avonte | CB | 5-9 | 184 | 3/31/96 | 23 | 2 | Pittsburgh | Detroit, MI | D4a-18 |
| 68 | Mailata, Jordan | T | 6-8 | 346 | 3/31/97 | 22 | 2 | --- | Sydney, Australia | D7-18 |
| 18 | McCown, Josh | QB | 6-4 | 218 | 7/4/79 | 40 | 17 | Sam Houston State | Jacksonville, TX | FA-NYJ-19 |
| 23 | McLeod, Rodney | S | 5-10 | 195 | 6/23/90 | 29 | 8 | Virginia | Hyattsville, MD | FA-LAR-16 |
| 51 | Miller, Shareef | DE | 6-4 | 254 | 3/14/97 | 22 | R | Penn State | Philadelphia, PA | D4-19 |
| 71 | Peters, Jason | T | 6-4 | 328 | 1/22/82 | 37 | 16 | Arkansas | Queen City, TX | T-Buf-09 |
| 69 | Pryor, Matt | G/T | 6-7 | 332 | 12/16/94 | 24 | 2 | TCU | Lakewood, CA | D6-18 |
| 98 | Ridgeway, Hassan | DT | 6-3 | 305 | 11/2/94 | 24 | 4 | Texas | Mansfield, TX | T-Ind-19 |
| 26 | Sanders, Miles | RB | 5-11 | 211 | 5/1/97 | 22 | R | Penn State | Pittsburgh, PA | D2a-19 |
| 42 | Sendejo, Andrew | S | 6-1 | 210 | 9/9/87 | 32 | 9 | Rice | San Antonio, TX | FA-Min-19 |
| 73 | Seumalo, Isaac | OL | 6-4 | 303 | 10/29/93 | 25 | 4 | Oregon State | Corvallis, OR | D3-16 |
| 43 | Sproles, Darren | RB | 5-6 | 190 | 6/20/83 | 36 | 15 | Kansas State | Olathe, KS | T-NO-14 |
| 7 | Sudfeld, Nate | QB | 6-6 | 227 | 10/7/93 | 25 | 4 | Indiana | Modesto, CA | FA-17 |
| 94 | Sweat, Josh | DE | 6-5 | 251 | 3/29/97 | 22 | 2 | Florida State | Chesapeake, VA | D4b-18 |
| 72 | Vaitai, Halapoulivaati | T | 6-6 | 320 | 6/16/93 | 26 | 4 | TCU | Haltom, TX | D5b-16 |
| 11 | Wentz, Carson | QB | 6-5 | 237 | 12/30/92 | 26 | 4 | North Dakota State | Bismarck, ND | D1-16 |

PRACTICE SQUAD

| | | | | | | | | | | |
|----|-----------------|----|------|-----|---------|----|---|-------------------|--------------------|----------|
| 85 | Ellis, Alex | TE | 6-4 | 245 | 2/10/93 | 26 | 3 | Tennessee | Delmar, DE | FA-KC-19 |
| 89 | Green, Marcus | WR | 5-8 | 191 | 8/13/96 | 23 | R | Louisiana-Monroe | Pontotoc, MS | FA-19 |
| 90 | Hector, Bruce | DT | 6-2 | 296 | 10/7/94 | 24 | 2 | South Florida | Tampa, FL | FA-19 |
| 39 | James, Craig | CB | 5-10 | 195 | 4/29/96 | 23 | 1 | Southern Illinois | Milwaukee, WI | FA-19 |
| 8 | Lauletta, Kyle | QB | 6-2 | 219 | 3/17/95 | 24 | 2 | Richmond | Coatesville, PA | FA-19 |
| 78 | Opetia, Sua | G | 6-4 | 305 | 8/15/96 | 23 | R | Weber State | Stansbury Park, UT | UDFA-19 |
| 81 | Perkins, Joshua | TE | 6-3 | 223 | 8/5/93 | 26 | 3 | Washington | Cerritos, CA | FA-18 |
| 38 | Scott, Boston | RB | 5-6 | 203 | 4/27/95 | 24 | 1 | Louisiana Tech | Zachary, LA | PS-NO-18 |
| 49 | Singleton, Alex | LB | 6-2 | 240 | 12/7/93 | 25 | 1 | Montana State | Thousand Oaks, CA | FA-19 |
| 84 | Ward, Greg | WR | 5-11 | 190 | 7/12/95 | 24 | 1 | Houston | Tyler, TX | FA-19 |

RESERVE/PHYSICALLY UNABLE TO PERFORM

| | | | | | | | | | | |
|----|--------------|----|-----|-----|--------|----|---|-----|------------|--------|
| 31 | Mills, Jalen | CB | 6-0 | 191 | 4/6/94 | 25 | 4 | LSU | DeSoto, TX | D7a-16 |
|----|--------------|----|-----|-----|--------|----|---|-----|------------|--------|

INJURED RESERVE

| | | | | | | | | | | |
|----|------------------|----|------|-----|---------|----|---|--------------------|-----------------|----------|
| 34 | LeBlanc, Cre'Von | CB | 5-10 | 190 | 7/25/94 | 25 | 4 | Florida Atlantic | Belle Glade, FL | W-Det-18 |
| - | Johnson, Charles | WR | 6-2 | 215 | 2/27/89 | 30 | 5 | Grand Valley State | Erlanger, KY | FA-19 |
| - | Ostman, Joe | DE | 6-3 | 259 | 7/12/95 | 24 | 1 | Central Michigan | St. Ignace, MI | UDFA-18 |
| - | Rodgers, Richard | TE | 6-4 | 257 | 1/22/92 | 27 | 6 | California | Shrewsbury, MA | FA-GB-18 |
| - | Shittu, Aziz | DT | 6-2 | 288 | 7/27/94 | 25 | 2 | Stanford | Atwater, CA | FA-19 |

NUMERICAL ROSTER



| NO | NAME | POS | HT | WT | DOB | AGE | EXP | COLLEGE | HOMETOWN | HOW ACQ |
|----|-----------------------|-----|------|-----|----------|-----|-----|-----------------------|--------------------|-----------|
| 1 | Cameron Johnston | P | 5-11 | 194 | 2/24/92 | 27 | 2 | Ohio State | Geelong, Australia | FA-18 |
| 4 | Jake Elliott | K | 5-9 | 167 | 1/21/95 | 24 | 3 | Memphis | La Grange, IL | PS-Cin-17 |
| 7 | Nate Sudfeld | QB | 6-6 | 227 | 10/7/93 | 25 | 4 | Indiana | Modesto, CA | FA-17 |
| 10 | DeSean Jackson | WR | 5-10 | 175 | 12/1/86 | 32 | 12 | California | Long Beach, CA | T-TB-19 |
| 11 | Carson Wentz | QB | 6-5 | 237 | 12/30/92 | 26 | 4 | North Dakota State | Bismarck, ND | D1-16 |
| 13 | Nelson Agholor | WR | 6-0 | 198 | 5/24/93 | 26 | 5 | USC | Tampa, FL | D1-15 |
| 16 | Mack Hollins | WR | 6-4 | 221 | 9/16/93 | 25 | 3 | North Carolina | Rockville, MD | D4a-17 |
| 17 | Alshon Jeffery | WR | 6-3 | 218 | 2/14/90 | 29 | 8 | South Carolina | St. Matthews, SC | FA-Chi-17 |
| 18 | Josh McCown | QB | 6-4 | 218 | 7/4/79 | 40 | 17 | Sam Houston State | Jacksonville, TX | FA-NYJ-19 |
| 19 | J.J. Arcega-Whiteside | WR | 6-2 | 225 | 12/31/96 | 22 | R | Stanford | Roebuck, SC | D2b-19 |
| 21 | Ronald Darby | CB | 5-11 | 193 | 1/2/94 | 25 | 5 | Florida State | Oxon Hill, MD | T-Buf-17 |
| 22 | Sidney Jones | CB | 6-0 | 181 | 5/21/96 | 23 | 2 | Washington | Diamond Bar, CA | D2-17 |
| 23 | Rodney McLeod | S | 5-10 | 195 | 6/23/90 | 29 | 8 | Virginia | Hyattsville, MD | FA-LAR-16 |
| 24 | Jordan Howard | RB | 6-0 | 224 | 11/2/94 | 24 | 4 | Indiana | Gardendale, AL | T-Chi-19 |
| 26 | Miles Sanders | RB | 5-11 | 211 | 5/1/97 | 22 | R | Penn State | Pittsburgh, PA | D2a-19 |
| 27 | Malcolm Jenkins | S | 6-0 | 204 | 12/20/87 | 31 | 11 | Ohio State | Piscataway, NJ | FA-NO-14 |
| 29 | Avonte Maddox | CB | 5-9 | 184 | 3/31/96 | 23 | 2 | Pittsburgh | Detroit, MI | D4a-18 |
| 30 | Corey Clement | RB | 5-10 | 220 | 11/2/94 | 24 | 3 | Wisconsin | Glassboro, NJ | UDFA-17 |
| 32 | Rasul Douglas | CB | 6-2 | 209 | 8/29/95 | 24 | 3 | West Virginia | East Orange, NJ | D3-17 |
| 36 | Rudy Ford | S | 6-0 | 204 | 11/1/94 | 24 | 3 | Auburn | New Hope, AL | T-Ari-19 |
| 37 | Johnathan Cyprien | S | 6-1 | 211 | 7/29/90 | 29 | 7 | Florida International | North Miami, FL | FA-19 |
| 42 | Andrew Sendejo | S | 6-1 | 210 | 9/9/87 | 32 | 9 | Rice | San Antonio, TX | FA-Min-19 |
| 43 | Darren Sproles | RB | 5-6 | 190 | 6/20/83 | 36 | 15 | Kansas State | Olathe, KS | T-NO-14 |
| 45 | Rick Lovato | LS | 6-2 | 249 | 9/9/92 | 27 | 3 | Old Dominion | Middletown, NJ | FA-16 |
| 47 | Nathan Gerry | LB | 6-2 | 230 | 2/23/95 | 24 | 3 | Nebraska | Sioux Falls, SD | D5b-17 |
| 51 | Shareef Miller | DE | 6-4 | 254 | 3/14/97 | 22 | R | Penn State | Philadelphia, PA | D4-19 |
| 52 | Zach Brown | LB | 6-1 | 250 | 10/23/89 | 29 | 8 | North Carolina | Columbia, MD | FA-Was-19 |
| 53 | Nigel Bradham | LB | 6-2 | 241 | 9/4/89 | 30 | 8 | Florida State | Crawfordville, FL | FA-Buf-16 |
| 54 | Kamu Grugier-Hill | LB | 6-2 | 230 | 5/16/94 | 25 | 4 | Eastern Illinois | Honolulu, HI | W-NE-16 |
| 55 | Brandon Graham | DE | 6-2 | 265 | 4/3/88 | 31 | 10 | Michigan | Detroit, MI | D1-10 |
| 57 | T.J. Edwards | LB | 6-1 | 242 | 8/12/96 | 23 | R | Wisconsin | Lake Villa, IL | UDFA-19 |
| 58 | L.J. Fort | LB | 6-0 | 232 | 1/3/90 | 29 | 5 | Northern Iowa | Granite City, IL | FA-Pit-19 |
| 62 | Jason Kelce | C | 6-3 | 295 | 11/5/87 | 31 | 9 | Cincinnati | Cleveland, OH | D6a-11 |
| 65 | Lane Johnson | T | 6-6 | 317 | 5/8/90 | 29 | 7 | Oklahoma | Groveton, TX | D1-13 |
| 67 | Nate Herbig | G | 6-4 | 334 | 7/10/98 | 21 | R | Stanford | Honolulu, HI | UDFA-19 |
| 68 | Jordan Mailata | T | 6-8 | 346 | 3/31/97 | 22 | 2 | --- | Sydney, Australia | D7-18 |
| 69 | Matt Pryor | G/T | 6-7 | 332 | 12/16/94 | 24 | 2 | TCU | Lakewood, CA | D6-18 |
| 71 | Jason Peters | T | 6-4 | 328 | 1/22/82 | 37 | 16 | Arkansas | Queen City, TX | T-Buf-09 |
| 72 | Halapoulivaati Vaitai | T | 6-6 | 320 | 6/16/93 | 26 | 4 | TCU | Haltom, TX | D5b-16 |
| 73 | Isaac Seumalo | OL | 6-4 | 303 | 10/29/93 | 25 | 4 | Oregon State | Corvallis, OR | D3-16 |
| 74 | Daeshon Hall | DE | 6-5 | 265 | 6/14/95 | 24 | 3 | Texas A&M | Lancaster, TX | PS-Hou-18 |
| 75 | Vinny Curry | DE | 6-3 | 279 | 6/30/88 | 31 | 8 | Marshall | Neptune, NJ | FA-19 |
| 77 | Andre Dillard | T | 6-5 | 315 | 10/3/95 | 23 | R | Washington State | Woodinville, WA | D1-19 |
| 79 | Brandon Brooks | G | 6-5 | 335 | 8/19/89 | 30 | 8 | Miami (OH) | Milwaukee, WI | FA-Hou-16 |
| 86 | Zach Ertz | TE | 6-5 | 250 | 11/10/90 | 28 | 7 | Stanford | Danville, CA | D2-13 |
| 88 | Dallas Goedert | TE | 6-5 | 256 | 1/3/95 | 24 | 2 | South Dakota State | Britton, SD | D2-18 |
| 91 | Fletcher Cox | DT | 6-4 | 310 | 12/13/90 | 28 | 8 | Mississippi State | Yazoo City, MS | D1-12 |
| 93 | Tim Jernigan | DT | 6-2 | 295 | 9/24/92 | 26 | 6 | Florida State | Lake City, FL | T-Bal-17 |
| 94 | Josh Sweat | DE | 6-5 | 251 | 3/29/97 | 22 | 2 | Florida State | Chesapeake, VA | D4b-18 |
| 96 | Derek Barnett | DE | 6-3 | 259 | 6/25/96 | 23 | 3 | Tennessee | Brentwood, TN | D1-17 |
| 97 | Malik Jackson | DT | 6-5 | 290 | 1/11/90 | 29 | 8 | Tennessee | Van Nuys, CA | FA-19 |
| 98 | Hassan Ridgeway | DT | 6-3 | 305 | 11/2/94 | 24 | 4 | Texas | Mansfield, TX | T-Ind-19 |

PRACTICE SQUAD

| | | | | | | | | | | |
|----|----------------|----|------|-----|---------|----|---|-------------------|--------------------|----------|
| 8 | Kyle Lauletta | QB | 6-2 | 219 | 3/17/95 | 24 | 2 | Richmond | Coatesville, PA | FA-19 |
| 38 | Boston Scott | RB | 5-6 | 203 | 4/27/95 | 24 | 1 | Louisiana Tech | Zachary, LA | PS-NO-18 |
| 39 | Craig James | CB | 5-10 | 195 | 4/29/96 | 23 | 1 | Southern Illinois | Milwaukee, WI | FA-19 |
| 49 | Alex Singleton | LB | 6-2 | 240 | 12/7/93 | 25 | 1 | Montana State | Thousand Oaks, CA | FA-19 |
| 78 | Sua Opeta | G | 6-4 | 305 | 8/15/96 | 23 | R | Weber State | Stansbury Park, UT | UDFA-19 |
| 81 | Joshua Perkins | TE | 6-3 | 223 | 8/5/93 | 26 | 3 | Washington | Cerritos, CA | FA-18 |
| 84 | Greg Ward | WR | 5-11 | 190 | 7/12/95 | 24 | 1 | Houston | Tyler, TX | FA-19 |
| 85 | Alex Ellis | TE | 6-4 | 245 | 2/10/93 | 26 | 3 | Tennessee | Delmar, DE | FA-KC-19 |
| 89 | Marcus Green | WR | 5-8 | 191 | 8/13/96 | 23 | R | Louisiana-Monroe | Pontotoc, MS | FA-19 |
| 90 | Bruce Hector | DT | 6-2 | 296 | 10/7/94 | 24 | 2 | South Florida | Tampa, FL | FA-19 |

RESERVE/PHYSICALLY UNABLE TO PERFORM

| | | | | | | | | | | |
|----|-------------|----|-----|-----|--------|----|---|-----|------------|--------|
| 31 | Jalen Mills | CB | 6-0 | 191 | 4/6/94 | 25 | 4 | LSU | DeSoto, TX | D7a-16 |
|----|-------------|----|-----|-----|--------|----|---|-----|------------|--------|

INJURED RESERVE

| | | | | | | | | | | |
|----|-----------------|----|------|-----|---------|----|---|--------------------|-----------------|----------|
| 34 | Cre'Von LeBlanc | CB | 5-10 | 190 | 7/25/94 | 25 | 4 | Florida Atlantic | Belle Glade, FL | W-Det-18 |
| - | Charles Johnson | WR | 6-2 | 215 | 2/27/89 | 30 | 5 | Grand Valley State | Erlanger, KY | FA-19 |
| - | Joe Ostman | DE | 6-3 | 259 | 7/12/95 | 24 | 1 | Central Michigan | St. Ignace, MI | UDFA-18 |
| - | Richard Rodgers | TE | 6-4 | 257 | 1/22/92 | 27 | 6 | California | Shrewsbury, MA | FA-GB-18 |
| - | Aziz Shittu | DT | 6-2 | 288 | 7/27/94 | 25 | 2 | Stanford | Atwater, CA | FA-19 |

POSITIONAL ROSTER



| | NO | NAME | POS | HT | WT | DOB | AGE | EXP | COLLEGE | HOMETOWN | HOW ACQ |
|-----------------|----------------|-----------------------|-----|------|--------|----------|-----|------|-----------------------|--------------------|-----------|
| QB | 7 | Nate Sudfeld | QB | 6-6 | 227 | 10/7/93 | 25 | 4 | Indiana | Modesto, CA | FA-17 |
| | 11 | Carson Wentz | QB | 6-5 | 237 | 12/30/92 | 26 | 4 | North Dakota State | Bismarck, ND | D1-16 |
| | 18 | Josh McCown | QB | 6-4 | 218 | 7/4/79 | 40 | 17 | Sam Houston State | Jacksonville, TX | FA-NYJ-19 |
| RB | 24 | Jordan Howard | RB | 6-0 | 224 | 11/2/94 | 24 | 4 | Indiana | Gardendale, AL | T-Chi-19 |
| | 26 | Miles Sanders | RB | 5-11 | 211 | 5/1/97 | 22 | R | Penn State | Pittsburgh, PA | D2a-19 |
| | 30 | Corey Clement | RB | 5-10 | 220 | 11/2/94 | 24 | 3 | Wisconsin | Glassboro, NJ | UDFA-17 |
| | 43 | Darren Sproles | RB | 5-6 | 190 | 6/20/83 | 36 | 15 | Kansas State | Olathe, KS | T-NO-14 |
| WR | 10 | DeSean Jackson | WR | 5-10 | 175 | 12/1/86 | 32 | 12 | California | Long Beach, CA | T-TB-19 |
| | 13 | Nelson Agholor | WR | 6-0 | 198 | 5/24/93 | 26 | 5 | USC | Tampa, FL | D1-15 |
| | 16 | Mack Hollins | WR | 6-4 | 221 | 9/16/93 | 25 | 3 | North Carolina | Rockville, MD | D4a-17 |
| | 17 | Alshon Jeffery | WR | 6-3 | 218 | 2/14/90 | 29 | 8 | South Carolina | St. Matthews, SC | FA-Chi-17 |
| | 19 | J.J. Arcega-Whiteside | WR | 6-2 | 225 | 12/31/96 | 22 | R | Stanford | Roebuck, SC | D2b-19 |
| TE | 86 | Zach Ertz | TE | 6-5 | 250 | 11/10/90 | 28 | 7 | Stanford | Danville, CA | D2-13 |
| | 88 | Dallas Goedert | TE | 6-5 | 256 | 1/3/95 | 24 | 2 | South Dakota State | Britton, SD | D2-18 |
| OFFENSIVE LINE | 62 | Jason Kelce | C | 6-3 | 295 | 11/5/87 | 31 | 9 | Cincinnati | Cleveland, OH | D6a-11 |
| | 65 | Lane Johnson | T | 6-6 | 317 | 5/8/90 | 29 | 7 | Oklahoma | Groveton, TX | D1-13 |
| | 67 | Nate Herbig | G | 6-4 | 334 | 7/10/98 | 21 | R | Stanford | Honolulu, HI | UDFA-19 |
| | 68 | Jordan Mailata | T | 6-8 | 346 | 3/31/97 | 22 | 2 | --- | Sydney, Australia | D7-18 |
| | 69 | Matt Pryor | G/T | 6-7 | 332 | 12/16/94 | 24 | 2 | TCU | Lakewood, CA | D6-18 |
| | 71 | Jason Peters | T | 6-4 | 328 | 1/22/82 | 37 | 16 | Arkansas | Queen City, TX | T-Buf-09 |
| | 72 | Halapoulivaati Vaitai | T | 6-6 | 320 | 6/16/93 | 26 | 4 | TCU | Haltom, TX | D5b-16 |
| | 73 | Isaac Seumalo | OL | 6-4 | 303 | 10/29/93 | 25 | 4 | Oregon State | Corvallis, OR | D3-16 |
| | 77 | Andre Dillard | T | 6-5 | 315 | 10/3/95 | 23 | R | Washington State | Woodinville, WA | D1-19 |
| | 79 | Brandon Brooks | G | 6-5 | 335 | 8/19/89 | 30 | 8 | Miami (OH) | Milwaukee, WI | FA-Hou-16 |
| DEFENSIVE LINE | 51 | Shareef Miller | DE | 6-4 | 254 | 3/14/97 | 22 | R | Penn State | Philadelphia, PA | D4-19 |
| | 55 | Brandon Graham | DE | 6-2 | 265 | 4/3/88 | 31 | 10 | Michigan | Detroit, MI | D1-10 |
| | 74 | Daeshon Hall | DE | 6-5 | 265 | 6/14/95 | 24 | 3 | Texas A&M | Lancaster, TX | PS-Hou-18 |
| | 75 | Vinny Curry | DE | 6-3 | 279 | 6/30/88 | 31 | 8 | Marshall | Neptune, NJ | FA-19 |
| | 91 | Fletcher Cox | DT | 6-4 | 310 | 12/13/90 | 28 | 8 | Mississippi State | Yazoo City, MS | D1-12 |
| | 93 | Tim Jernigan | DT | 6-2 | 295 | 9/24/92 | 26 | 6 | Florida State | Lake City, FL | T-Bal-17 |
| | 94 | Josh Sweat | DE | 6-5 | 251 | 3/29/97 | 22 | 2 | Florida State | Chesapeake, VA | D4b-18 |
| | 96 | Derek Barnett | DE | 6-3 | 259 | 6/25/96 | 23 | 3 | Tennessee | Brentwood, TN | D1-17 |
| | 97 | Malik Jackson | DT | 6-5 | 290 | 1/11/90 | 29 | 8 | Tennessee | Van Nuys, CA | FA-19 |
| | 98 | Hassan Ridgeway | DT | 6-3 | 305 | 11/2/94 | 24 | 4 | Texas | Mansfield, TX | T-Ind-19 |
| LB | 47 | Nathan Gerry | LB | 6-2 | 230 | 2/23/95 | 24 | 3 | Nebraska | Sioux Falls, SD | D5b-17 |
| | 52 | Zach Brown | LB | 6-1 | 250 | 10/23/89 | 29 | 8 | North Carolina | Columbia, MD | FA-Was-19 |
| | 53 | Nigel Bradham | LB | 6-2 | 241 | 9/4/89 | 30 | 8 | Florida State | Crawfordville, FL | FA-Buf-16 |
| | 54 | Kamu Grugier-Hill | LB | 6-2 | 230 | 5/16/94 | 25 | 4 | Eastern Illinois | Honolulu, HI | W-NE-16 |
| | 57 | T.J. Edwards | LB | 6-1 | 242 | 8/12/96 | 23 | R | Wisconsin | Lake Villa, IL | UDFA-19 |
| | 58 | L.J. Fort | LB | 6-0 | 232 | 1/3/90 | 29 | 5 | Northern Iowa | Granite City, IL | FA-Pit-19 |
| DEFENSIVE BACKS | 21 | Ronald Darby | CB | 5-11 | 193 | 1/2/94 | 25 | 5 | Florida State | Oxon Hill, MD | T-Buf-17 |
| | 22 | Sidney Jones | CB | 6-0 | 181 | 5/21/96 | 23 | 2 | Washington | Diamond Bar, CA | D2-17 |
| | 23 | Rodney McLeod | S | 5-10 | 195 | 6/23/90 | 29 | 8 | Virginia | Hyattsville, MD | FA-LAR-16 |
| | 27 | Malcolm Jenkins | S | 6-0 | 204 | 12/20/87 | 31 | 11 | Ohio State | Piscataway, NJ | FA-NO-14 |
| | 29 | Avonte Maddox | CB | 5-9 | 184 | 3/31/96 | 23 | 2 | Pittsburgh | Detroit, MI | D4a-18 |
| | 32 | Rasul Douglas | CB | 6-2 | 209 | 8/29/95 | 24 | 3 | West Virginia | East Orange, NJ | D3-17 |
| | 36 | Rudy Ford | S | 6-0 | 204 | 11/1/94 | 24 | 3 | Auburn | New Hope, AL | T-Ari-19 |
| | 37 | Johnathan Cyprien | S | 6-1 | 211 | 7/29/90 | 29 | 7 | Florida International | North Miami, FL | FA-19 |
| 42 | Andrew Sendejo | S | 6-1 | 210 | 9/9/87 | 32 | 9 | Rice | San Antonio, TX | FA-Min-19 | |
| ST | 1 | Cameron Johnston | P | 5-11 | 194 | 2/24/92 | 27 | 2 | Ohio State | Geelong, Australia | FA-18 |
| | 4 | Jake Elliott | K | 5-9 | 167 | 1/21/95 | 24 | 3 | Memphis | La Grange, IL | PS-Cin-17 |
| | 45 | Rick Lovato | LS | 6-2 | 249 | 9/9/92 | 27 | 3 | Old Dominion | Middletown, NJ | FA-16 |

ROSTER BREAKDOWN



HOW ACQUIRED

| Year | Player | Acq |
|------|-----------------------|--------|
| 2009 | Jason Peters | T-Buf |
| 2010 | Brandon Graham | D1 |
| 2011 | Jason Kelce | D6a |
| 2012 | Fletcher Cox | D1 |
| 2013 | Lane Johnson | D1 |
| | Zach Ertz | D2 |
| 2014 | Malcolm Jenkins | FA-NO |
| | Darren Sproles | T-NO |
| 2015 | Nelson Agholor | D1 |
| 2016 | Carson Wentz | D1 |
| | Isaac Seumalo | D3 |
| | Halapoulivaati Vaitai | D5b |
| | Jalen Mills (PUP) | D7a |
| | Nigel Bradham | FA-Buf |
| | Brandon Brooks | FA-Hou |
| | Rodney McLeod | FA-LAR |
| | Rick Lovato | FA |
| | Kamu Grugier-Hill | W-NE |
| 2017 | Derek Barnett | D1 |
| | Sidney Jones | D2 |
| | Rasul Douglas | D3 |
| | Mack Hollins | D4a |
| | Nathan Gerry | D5b |
| | Alshon Jeffery | FA-Chi |
| | Nate Sudfeld | FA |
| | Corey Clement | UDFA |
| | Ronald Darby | T-Buf |
| | Tim Jernigan | T-Bal |
| | Jake Elliott | PS-Cin |
| 2018 | Dallas Goedert | D2 |
| | Avonte Maddox | D4a |
| | Josh Sweat | D4b |
| | Matt Pryor | D6 |
| | Jordan Mailata | D7 |
| | Richard Rodgers (IR) | FA-GB |
| | Cameron Johnston | FA |
| | Joe Ostman (IR) | UDFA |
| | Cre'Von LeBlanc (IR) | W-Det |
| | Daeshon Hall | PS-Hou |
| 2019 | Andre Dillard | D1 |
| | Miles Sanders | D2a |
| | J.J. Arcega-Whiteside | D2b |
| | Shareef Miller | D4 |
| | Zach Brown | FA-Was |
| | L.J. Fort | FA-Pit |
| | Josh McCown | FA-NYJ |
| | Andrew Sendejo | FA-Min |
| | Vinny Curry | FA |
| | Johnathan Cyprien | FA |
| | Malik Jackson | FA |
| | Charles Johnson (IR) | FA |
| | Aziz Shittu (IR) | FA |
| | T.J. Edwards | UDFA |
| | Nate Herbig | UDFA |
| | Rudy Ford | T-Ari |
| | Jordan Howard | T-Chi |
| | DeSean Jackson | T-TB |
| | Hassan Ridgeway | T-Ind |

BY DRAFT ROUND

| Rd | Player | Team | Year |
|-----|-----------------------|------|------|
| 1st | Malcolm Jenkins | NO | 2009 |
| | Brandon Graham | Phi | 2010 |
| | Fletcher Cox | Phi | 2012 |
| | Lane Johnson | Phi | 2013 |
| | Nelson Agholor | Phi | 2015 |
| | Carson Wentz | Phi | 2016 |
| | Derek Barnett | Phi | 2017 |
| | Andre Dillard | Phi | 2019 |
| 2nd | DeSean Jackson | Phi | 2008 |
| | Zach Brown | Ten | 2012 |
| | Vinny Curry | Phi | 2012 |
| | Alshon Jeffery | Chi | 2012 |
| | Zach Ertz | Phi | 2013 |
| | Tim Jernigan | Bal | 2014 |
| | Ronald Darby | Buf | 2015 |
| | Sidney Jones | Phi | 2017 |
| | Dallas Goedert | Phi | 2018 |
| | J.J. Arcega-Whiteside | Phi | 2019 |
| | Miles Sanders | Phi | 2019 |
| 3rd | Josh McCown | Ari | 2002 |
| | Brandon Brooks | Hou | 2012 |
| | Richard Rodgers (IR) | GB | 2014 |
| | Isaac Seumalo | Phi | 2016 |
| | Rasul Douglas | Phi | 2017 |
| | Daeshon Hall | Car | 2017 |
| 4th | Darren Sproles | SD | 2005 |
| | Nigel Bradham | Buf | 2012 |
| | Hassan Ridgeway | Ind | 2016 |
| | Mack Hollins | Phi | 2017 |
| | Avonte Maddox | Phi | 2018 |
| | Josh Sweat | Phi | 2018 |
| | Shareef Miller | Phi | 2019 |
| 5th | Malik Jackson | Den | 2012 |
| | Jordan Howard | Chi | 2016 |
| | Halapoulivaati Vaitai | Phi | 2016 |
| | Jake Elliott | Cin | 2017 |
| | Nathan Gerry | Phi | 2017 |
| 6th | Jason Kelce | Phi | 2011 |
| | Kamu Grugier-Hill | NE | 2016 |
| | Nate Sudfeld | Was | 2016 |
| | Rudy Ford | Ari | 2017 |
| | Matt Pryor | Phi | 2018 |
| 7th | Charles Johnson (IR) | GB | 2013 |
| | Jalen Mills (PUP) | Phi | 2016 |
| | Jordan Mailata | Phi | 2018 |
| FA | Jason Peters | Buf | 2004 |
| | Andrew Sendejo | Dal | 2010 |
| | L.J. Fort | Cle | 2012 |
| | Rodney McLeod | StL | 2012 |
| | Johnathan Cyprien | Jax | 2013 |
| | Rick Lovato | Chi | 2015 |
| | Cre'Von LeBlanc (IR) | NE | 2016 |
| | Aziz Shittu (IR) | Phi | 2016 |
| | Corey Clement | Phi | 2017 |
| | Cameron Johnston | Phi | 2017 |
| | Joe Ostman (IR) | Phi | 2018 |
| | T.J. Edwards | Phi | 2019 |
| | Nate Herbig | Phi | 2019 |

BY EXPERIENCE

| Player | Exp | G/S | w/Phi |
|-----------------------|-----|---------|---------|
| Josh McCown | 17 | 99/76 | 0/0 |
| Jason Peters | 16 | 192/182 | 127/127 |
| Darren Sproles | 15 | 177/30 | 55/11 |
| DeSean Jackson | 12 | 152/146 | 87/86 |
| Malcolm Jenkins | 11 | 151/143 | 80/80 |
| Brandon Graham | 10 | 127/70 | |
| Jason Kelce | 9 | 110/110 | |
| Andrew Sendejo | 9 | 95/58 | 0/0 |
| Nigel Bradham | 8 | 103/84 | 46/46 |
| Brandon Brooks | 8 | 96/90 | 46/46 |
| Zach Brown | 8 | 93/73 | 0/0 |
| Fletcher Cox | 8 | 109/103 | |
| Vinny Curry | 8 | 96/23 | 84/16 |
| Malik Jackson | 8 | 110/66 | 0/0 |
| Alshon Jeffery | 8 | 92/85 | 29/29 |
| Rodney McLeod | 8 | 97/81 | 33/33 |
| Johnathan Cyprien | 7 | 70/70 | 0/0 |
| Zach Ertz | 7 | 91/56 | |
| Lane Johnson | 7 | 80/80 | |
| Tim Jernigan | 6 | 61/42 | 18/18 |
| Richard Rodgers (IR) | 6 | 70/24 | 7/0 |
| Nelson Agholor | 5 | 60/52 | |
| Ronald Darby | 5 | 46/45 | 17/16 |
| L.J. Fort | 5 | 61/3 | 0/0 |
| Charles Johnson (IR) | 5 | 39/17 | 0/0 |
| Kamu Grugier-Hill | 4 | 44/10 | |
| Jordan Howard | 4 | 47/44 | 0/0 |
| Cre'Von LeBlanc (IR) | 4 | 39/14 | 8/4 |
| Jalen Mills (PUP) | 4 | 39/25 | |
| Hassan Ridgeway | 4 | 34/6 | 0/0 |
| Isaac Seumalo | 4 | 36/15 | |
| Nate Sudfeld | 4 | 3/0 | |
| Halapoulivaati Vaitai | 4 | 39/17 | |
| Carson Wentz | 4 | 40/40 | |
| Derek Barnett | 3 | 21/6 | |
| Corey Clement | 3 | 27/0 | |
| Rasul Douglas | 3 | 30/12 | |
| Jake Elliott | 3 | 31/0 | |
| Rudy Ford | 3 | 23/1 | 0/0 |
| Nathan Gerry | 3 | 23/3 | |
| Daeshon Hall | 3 | 4/0 | 3/0 |
| Mack Hollins | 3 | 16/0 | |
| Rick Lovato | 3 | 39/0 | 35/0 |
| Dallas Goedert | 2 | 16/8 | |
| Cameron Johnston | 2 | 16/0 | |
| Sidney Jones | 2 | 10/4 | |
| Avonte Maddox | 2 | 13/9 | |
| Jordan Mailata | 2 | 0/0 | |
| Matt Pryor | 2 | 0/0 | |
| Aziz Shittu (IR) | 2 | 0/0 | |
| Josh Sweat | 2 | 9/0 | |
| Joe Ostman (IR) | 1 | 0/0 | |
| J.J. Arcega-Whiteside | R | 0/0 | |
| Andre Dillard | R | 0/0 | |
| T.J. Edwards | R | 0/0 | |
| Nate Herbig | R | 0/0 | |
| Shareef Miller | R | 0/0 | |
| Miles Sanders | R | 0/0 | |

2019 PERSONNEL MOVES



- **January 7:** Signed WR **Carlton Agudosi** to reserve/future contract
- **January 8:** Signed LB **Alex Singleton** to reserve/future contract
- **January 9:** Signed T **Tyreek Burwell** and DB **Mercy Maston** to reserve/future contracts
- **January 14:** Signed the following players to reserve/future contracts: LB **Asantay Brown**, C **Anthony Fabiano**, G **Kaleb Johnson**, CB **Jeremiah McKinnon**, WR **Braxton Miller**, WR **Dorren Miller**, DE **Joe Ostman**, RB **Donnel Pumphrey**, CB **Chandon Sullivan** and TE **Will Tye**
- **January 15:** Signed WR **Marken Michel** and WR **Johnny Holton** to reserve/future contracts
- **January 30:** Signed LB **Paul Worrilow** to 1-year contract
- **January 31:** Agreed to a reworked contract with S **Rodney McLeod** through 2019
- **February 21:** Waived CB **Elie Bouka**
- **February 22:** Signed K **Jake Elliott** and LS **Rick Lovato** to 1-year contracts through 2019 ... Released S **Chris Maragos**
- **February 25:** Promoted **Phillip Daniels** to defensive line coach and **Carson Walch** to wide receivers coach ... Named **Matthew Harper** as assistant wide receivers coach and **T.J. Paganetti** as assistant running backs coach ... Hired **Mike Bartrum** as assistant tight ends coach, **Matt Burke** as defensive special assistant, **Roy Istvan** as assistant offensive line coach, **G.J. Kinne** as offensive special projects and **Joe Pannunzio** as director of team development
- **February 26:** Hired **Nathan Ollie** as assistant defensive line coach
- **March 1:** Agreed to terms on 3-year contract extension through 2021 with DE **Brandon Graham**
- **March 2:** Agreed to terms on 1-year contract extension through 2021 with C **Jason Kelce**
- **March 4:** Agreed to terms on 3-year contract extension through 2022 with OL **Isaac Seumalo**
- **March 11:** Signed T **Jason Peters** to 1-year contract for 2019 season
- **March 13:** Agreed to terms with DT **Malik Jackson** on 3-year contract ... Acquired WR **DeSean Jackson** and 2020 7th-round draft choice from Tampa Bay in exchange for 2019 6th-round draft choice
- **March 14:** Signed WR **DeSean Jackson** to 3-year contract through 2021 ... Acquired a 2020 5th-round draft choice from New England in exchange for DE **Michael Bennett** and a 2020 7th-round draft choice ... Signed LB **L.J. Fort** to 3-year contract through 2021
- **March 15:** Agreed to terms with CB **Ronald Darby** on 1-year contract
- **March 18:** Agreed to terms with S **Andrew Sendejo** on 1-year contract
- **March 21:** Signed DE **Vinny Curry** to 1-year contract
- **March 28:** Signed TE **Richard Rodgers** to 2-year contract ... Acquired RB **Jordan Howard** from Chicago in exchange for 2020 draft choice
- **April 9:** Signed the following players to 1-year contracts: WR **Charles Johnson**, QB **Luis Perez** and WR **Greg Ward**
- **April 15:** QB **Nate Sudfeld** signed his RFA tender
- **April 25:** Agreed to terms with DT **Tim Jernigan** on 1-year contract ... Acquired 22nd overall pick from Baltimore in exchange for 25th, 127th (4th round) and 197th (6th round) overall picks ... Selected T **Andre Dillard** (Washington State) in 1st round (22nd overall)
- **April 26:** Selected RB **Miles Sanders** (Penn State) in 2nd round (53rd overall) ... Selected WR **J.J. Arcega-Whiteside** (Stanford) in 2nd round (57th overall)
- **April 27:** Selected DE **Shareef Miller** (Penn State) in 4th round (138th overall) ... Acquired 167th (5th round) and 246th (7th round) overall picks from New England in exchange for 163rd (5th round) overall pick ... Selected QB **Clayton Thorson** (Northwestern) in 5th round (167th overall) ... Acquired DT **Hassan Ridgeway** from Indianapolis in exchange for 246th overall pick (7th round)
- **April 29:** Exercised 5th-year option on QB **Carson Wentz**'s contract
- **April 30:** Claimed S **Godwin Igwebuike** off waivers
- **May 1:** Waived LB **Asantay Brown**, G **Kaleb Johnson** and CB **Chandon Sullivan**
- **May 3:** Signed LB **Zach Brown** to 1-year contract ... Claimed S **Blake Countess** off waivers
- **May 7:** Waived DB **Mercy Maston**
- **May 8:** Waived WR **Johnny Holton**
- **May 9:** Signed T **Andre Dillard**, RB **Miles Sanders**, WR **J.J. Arcega-Whiteside**, DE **Shareef Miller** and QB **Clayton Thorson** to 4-year contracts ... Signed the following 10 UDFAs: LB **Joey Alfieri**, T **Ryan Bates**, LB **T.J. Edwards**, RB **Nico Evans**, G **Nate Herbig**, G **Sua Opeta**, C **Keegan Render**, DT **Anthony Rush**, WR **DeAndre Thompkins** and DT **Kevin Wilkins**
- **May 10:** Signed CB **Jay Liggins**
- **May 13:** Signed G/C **Stefen Wisniewski** and QB **Cody Kessler** ... Waived RB **Nico Evans** and QB **Luis Perez**
- **May 14:** Signed G **Johnny Gibson** ... Waived WR **Dorren Miller**
- **May 22:** Signed T **Casey Tucker**
- **May 28:** Signed WR **Devin Ross** ... Waived G **Johnny Gibson**
- **June 5:** Signed S **Trae Elston** ... Waived LB **B.J. Bello**
- **June 6:** Agreed to terms with QB **Carson Wentz** on 4-year contract extension through 2024
- **July 16:** Waived WR **Devin Ross**
- **July 19:** Agreed to terms on 1-year contract with RB **Darren Sproles**
- **July 26:** Claimed CB **Alex Brown** off waivers
- **July 27:** Signed CB **Orlando Scandrick** ... Waived DT **Anthony Rush**
- **August 2:** Signed S **Jonathan Cyprien** and TE **Alex Ellis** ... Waived LB **Joey Alfieri** and S **Godwin Igwebuike**
- **August 4:** Signed LB **Asantay Brown** ... Waived CB **Alex Brown**
- **August 6:** Signed DE **Kasim Edebali** and CB **Ajene Harris** ... Placed DE **Joe Ostman** on Injured Reserve ... Waived/injured T **Casey Tucker**
- **August 9:** Acquired DE **Eli Harold** from Buffalo in exchange for T **Ryan Bates**
- **August 11:** Signed CB **Sojourn Shelton** ... Waived/injured WR **Shelton Gibson**
- **August 13:** Signed DT **Aziz Shittu** ... Waived S **Blake Countess** with an injury settlement
- **August 16:** Signed T **Brett Toth** ... Waived CB **Jay Liggins**
- **August 17:** Signed QB **Josh McCown** ... Waived WR **Braxton Miller**
- **August 18:** Released LB **Paul Worrilow**
- **August 19:** Signed LB **Chris Worley**
- **August 22:** Agreed to terms with ARI to acquire S **Rudy Ford** in exchange for DT **Bruce Hector**
- **August 27:** Signed LB **Hayes Pullard** and S **Jason Thompson** ... Waived LB **Asantay Brown** and S **Tre Sullivan**
- **August 28:** Signed T **Riley Mayfield** ... Placed WR **Charles Johnson** on Injured Reserve
- **August 30:** Waived the following players: WR **Carlton Agudosi**, S **Trae Elston**, C **Anthony Fabiano**, S **Deiondre' Hall**, CB **Ajene Harris**, CB **Josh Hawkins**, QB **Cody Kessler**, T **Riley Mayfield**, CB **Jeremiah McKinnon**, WR **Marken Michel**, RB **Donnel Pumphrey**, G **Keegan Render**, CB **Sojourn Shelton**, LB **Alex Singleton**, WR **DeAndre Thompkins**, S **Jason Thompson**, DT **Kevin Wilkins** and LB **Chris Worley** ... Released the following players: DE **Kasim Edebali**, DE **Eli Harold**, LB **Hayes Pullard**, CB **Orlando Scandrick** and TE **Will Tye** ... Waived/injured DT **Aziz Shittu** ... Placed TE **Richard Rodgers** on Injured Reserve
- **August 31:** Waived the following players: RB **Josh Adams**, TE **Alex Ellis**, DT **Treyvon Hester**, G **Sua Opeta**, TE **Joshua Perkins**, RB **Boston Scott**, RB **Wendell Smallwood**, QB **Clayton Thorson**, T **Brett Toth** and WR **Greg Ward** ... Released G/C **Stefen Wisniewski** ... Placed CB **Jalen Mills** on Reserve/Physically Unable to Perform

2019 PERSONNEL MOVES



- **September 1:** Agreed to terms with the following practice squad players: TE **Alex Ellis**, WR **Marcus Green**, DT **Bruce Hector**, QB **Kyle Lauletta**, G **Sua Opeta**, TE **Joshua Perkins**, RB **Boston Scott**, LB **Alex Singleton** and WR **Greg Ward**
- **September 2:** Signed CB **Cre'Von LeBlanc** to 1-year contract extension ... Placed CB **Cre'Von LeBlanc** on Injured Reserve ... Signed CB **Craig James** to practice squad

2018 GAME-BY-GAME STARTERS



| | OFFENSE | | | | | | | | | | | |
|------|----------|-----------|---------|---------|----------|------|---------|--------|------------|-------|--------|---------|
| | QB | RB | WR | WR | WR/TE | TE | TE | LT | LG | C | RG | RT |
| Atl | Foles | Ajayi | Wallace | Agholor | Carter | Ertz | --- | Peters | Wisniewski | Kelce | Brooks | Johnson |
| @TB | Foles | Ajayi | Wallace | Agholor | Aiken | Ertz | --- | Peters | Wisniewski | Kelce | Brooks | Johnson |
| Ind | Wentz | Smallwood | Agholor | --- | Perkins | Ertz | Goedert | Peters | Wisniewski | Kelce | Brooks | Johnson |
| @Ten | Wentz | Ajayi | Jeffery | Agholor | --- | Ertz | Goedert | Peters | Wisniewski | Kelce | Brooks | Johnson |
| Min | Wentz | Ajayi | Jeffery | Agholor | Matthews | Ertz | --- | Peters | Seumalo | Kelce | Brooks | Johnson |
| @NYG | Wentz | Smallwood | Jeffery | Agholor | --- | Ertz | Goedert | Peters | Seumalo | Kelce | Brooks | Johnson |
| Car | Wentz | Smallwood | Jeffery | Agholor | --- | Ertz | Goedert | Peters | Seumalo | Kelce | Brooks | Johnson |
| @Jax | Wentz | Smallwood | Jeffery | Agholor | Matthews | Ertz | --- | Peters | Seumalo | Kelce | Brooks | Johnson |
| Dal | Wentz | Smallwood | Jeffery | Agholor | Matthews | Ertz | --- | Peters | Seumalo | Kelce | Brooks | Vaitai |
| @NO | Wentz | Adams | Jeffery | Agholor | --- | Ertz | Goedert | Peters | Seumalo | Kelce | Brooks | Johnson |
| NYG | Wentz | Adams | Jeffery | Agholor | Tate | Ertz | --- | Peters | Seumalo | Kelce | Brooks | Johnson |
| Was | Wentz | Adams | Jeffery | Agholor | --- | Ertz | Goedert | Peters | Seumalo | Kelce | Brooks | Johnson |
| @Dal | Wentz | Adams | Jeffery | Agholor | --- | Ertz | Goedert | Peters | Seumalo | Kelce | Brooks | Johnson |
| @LAR | Foles | Adams | Jeffery | Agholor | --- | Ertz | Goedert | Peters | Wisniewski | Kelce | Brooks | Johnson |
| Hou | Foles | Sproles | Jeffery | Agholor | Tate | Ertz | --- | Peters | Wisniewski | Kelce | Brooks | Johnson |
| @Was | Foles | Smallwood | Jeffery | Agholor | Tate | Ertz | --- | Peters | Wisniewski | Kelce | Brooks | Johnson |
| | PLAYOFFS | | | | | | | | | | | |
| @Chi | Foles | Smallwood | Jeffery | Agholor | Tate | Ertz | --- | Peters | Seumalo | Kelce | Brooks | Johnson |
| @NO | Foles | Sproles | Jeffery | Agholor | Tate | Ertz | --- | Peters | Seumalo | Kelce | Brooks | Johnson |

| | DEFENSE | | | | | | | | | | | |
|------|-----------|-----|----------|---------|---------|---------|--------------|-------------|---------|-----------|---------|-------------|
| | DE | DT | DT | DE | OLB | MLB | OLB/DB | CB | CB | CB/S | S | S |
| Atl | B. Graham | Cox | Vaeao | Barnett | --- | Hicks | Gerry | Darby | Mills | C. Graham | Jenkins | McLeod |
| @TB | B. Graham | Cox | Ngata | Barnett | Bradham | Hicks | Grugier-Hill | Darby | Mills | --- | Jenkins | McLeod |
| Ind | B. Graham | Cox | Ngata | Barnett | Bradham | Hicks | Grugier-Hill | Darby | Mills | --- | Jenkins | McLeod |
| @Ten | B. Graham | Cox | Ngata | Barnett | Bradham | Hicks | Grugier-Hill | Darby | Mills | --- | Jenkins | C. Graham |
| Min | B. Graham | Cox | Vaeao | Bennett | Bradham | Hicks | Grugier-Hill | Darby | Mills | --- | Jenkins | Maddox |
| @NYG | B. Graham | Cox | Vaeao | Bennett | Bradham | Hicks | --- | Darby | Mills | Jones | Jenkins | Maddox |
| Car | B. Graham | Cox | Hester | Barnett | Bradham | Hicks | --- | Darby | Mills | McDougle | Jenkins | Maddox |
| @Jax | B. Graham | Cox | Ngata | Bennett | Bradham | Hicks | Grugier-Hill | Darby | Mills | --- | Jenkins | Maddox |
| Dal | B. Graham | Cox | Ngata | Bennett | Bradham | Hicks | --- | Darby | Douglas | Maddox | Jenkins | T. Sullivan |
| @NO | B. Graham | Cox | Ngata | Bennett | Bradham | Hicks | --- | Jones | Douglas | Maddox | Jenkins | C. Graham |
| NYG | B. Graham | Cox | Jernigan | Bennett | Gerry | Bradham | Grugier-Hill | C. Sullivan | Bausby | --- | Jenkins | C. Graham |
| Was | B. Graham | Cox | Ngata | Bennett | --- | Bradham | Grugier-Hill | Jones | Douglas | LeBlanc | Jenkins | C. Graham |
| @Dal | B. Graham | Cox | Ngata | Bennett | --- | Bradham | Grugier-Hill | Jones | Douglas | LeBlanc | Jenkins | C. Graham |
| @LAR | B. Graham | Cox | Ngata | Bennett | --- | Bradham | Grugier-Hill | Maddox | Douglas | LeBlanc | Jenkins | C. Graham |
| Hou | B. Graham | Cox | Jernigan | Bennett | Bradham | Hicks | Grugier-Hill | Maddox | Douglas | --- | Jenkins | C. Graham |
| @Was | B. Graham | Cox | Jernigan | Bennett | Bradham | Hicks | --- | Maddox | Douglas | LeBlanc | Jenkins | C. Graham |
| | PLAYOFFS | | | | | | | | | | | |
| @Chi | B. Graham | Cox | Jernigan | Bennett | Bradham | Hicks | Grugier-Hill | Maddox | Douglas | --- | Jenkins | C. Graham |
| @NO | B. Graham | Cox | Ngata | Bennett | Bradham | --- | T. Sullivan | Maddox | Douglas | LeBlanc | Jenkins | C. Graham |

2018 PARTICIPATION CHART



| PLAYER | Atl | @TB | Ind | @Ten | Min | @NYG | Car | @Jax | Dal | @NO | NYG | Was | @Dal | @LAR | Hou | @Was | G/S | IA | DNP |
|------------------------|------|-----|-----|------|-----|------|-----|------|-----|-----|-----|-----|------|------|-----|------|-------|-----|-----|
| Adams, Josh | PS | PS | P | P | P | P | P | P | P | P | RB | RB | RB | RB | P | P | 14/5 | --- | --- |
| Agholor, Nelson | WR | WR | WR | WR | WR | WR | WR | WR | WR | WR | WR | WR | WR | WR | WR | WR | 16/16 | --- | --- |
| Aiken Kamar | X | WR | P | P | P | P | X | X | X | X | X | X | X | X | X | X | 5/1 | --- | --- |
| Ajayi, Jay | P | RB | IA | RB | RB | IR | IR | IR | IR | IR | IR | IR | IR | IR | IR | IR | 4/3 | 1 | --- |
| Alexander, D.J. | P | P | P | P | P | IA | IA | P | P | P | P | P | P | P | IA | IA | 12/0 | 4 | --- |
| Barnett, Derek | DE | DE | DE | DE | IA | DE | DE | IR | IR | IR | IR | IR | IR | IR | IR | IR | 6/6 | 1 | --- |
| Bausby, De'Vante | X | X | X | X | X | X | X | X | PS | P | CB | P | P | P | P | X | 6/1 | --- | --- |
| Bello, B.J. | X | X | X | X | X | X | PS | PS | PS | PS | PS | PS | PS | P | P | P | 3/0 | --- | --- |
| Bennett, Michael | P | P | P | P | DE | P | P | DE | DE | DE | DE | DE | DE | DE | DE | DE | 16/10 | --- | --- |
| Bouka, Elie | IR | IR | IR | IR | IR | IR | IR | IR | IR | IR | IR | IR | IR | IR | IR | IR | 0/0 | --- | --- |
| Bradham, Nigel | SUSP | LB | LB | LB | LB | LB | LB | LB | LB | LB | LB | LB | LB | LB | LB | LB | 15/15 | --- | --- |
| Brooks, Brandon | RG | RG | RG | RG | RG | RG | RG | RG | RG | RG | RG | RG | RG | RG | RG | RG | 16/16 | --- | --- |
| Carter, DeAndre | WR | P | PS | P | P | P | P | P | X | X | X | X | X | X | X | X | 7/1 | --- | --- |
| Clement, Corey | P | P | P | IA | DNP | P | P | P | P | P | P | P | P | IR | IR | IR | 11/0 | 1 | 1 |
| Cox, Fletcher | DT | DT | DT | DT | DT | DT | DT | DT | DT | DT | DT | DT | DT | DT | DT | DT | 16/16 | --- | --- |
| Darby, Ronald | CB | CB | CB | CB | CB | CB | CB | CB | CB | IR | IR | IR | IR | IR | IR | IR | 9/9 | --- | --- |
| Douglas, Rasul | P | P | P | P | P | P | P | P | CB | CB | P | CB | CB | CB | CB | CB | 16/7 | --- | --- |
| Elliott, Jake | P | P | P | P | P | P | P | P | P | P | P | P | P | P | P | P | 16/0 | --- | --- |
| Ertz, Zach | TE | TE | TE | TE | TE | TE | TE | TE | TE | TE | TE | TE | TE | TE | TE | TE | 16/16 | --- | --- |
| Foles, Nick | QB | QB | DNP | DNP | DNP | DNP | DNP | DNP | DNP | DNP | DNP | DNP | DNP | QB | QB | QB | 5/5 | --- | 11 |
| Gerry, Nathan | LB | P | P | P | P | IA | IA | IA | P | P | LB | P | P | P | P | P | 13/2 | 3 | --- |
| Gibson, Shelton | P | P | P | P | P | P | P | P | P | P | P | P | P | P | P | IA | 15/0 | 1 | --- |
| Goedert, Dallas | P | P | TE | TE | P | TE | TE | P | P | TE | P | TE | TE | TE | P | P | 16/8 | --- | --- |
| Graham, Brandon | DE | DE | DE | DE | DE | DE | DE | DE | DE | DE | DE | DE | DE | DE | DE | DE | 16/16 | --- | --- |
| Graham, Corey | S | P | P | S | P | IA | IA | IA | P | S | S | S | S | S | S | S | 13/9 | 3 | --- |
| Grugier-Hill, Kamu | P | LB | LB | LB | LB | P | P | P | P | P | LB | LB | LB | LB | P | P | 16/10 | --- | --- |
| Hall, Daeshon | X | X | X | X | X | X | X | X | X | X | X | X | X | P | P | P | 3/0 | --- | --- |
| Hall, Deiondre' | SUSP | P | P | P | P | P | P | P | IA | IA | P | P | P | P | P | P | 13/0 | 2 | --- |
| Hawkins, Josh | X | X | X | X | X | X | X | X | X | X | X | X | X | PS | PS | P | 1/0 | --- | --- |
| Hector, Bruce | P | P | P | P | PS | PS | P | P | PS | PS | PS | PS | P | P | P | IA | 9/0 | 1 | --- |
| Hester, Treyvon | X | PS | PS | PS | P | P | DT | P | P | P | P | P | P | P | P | P | 11/1 | --- | --- |
| Hicks, Jordan | LB | LB | LB | LB | LB | LB | LB | LB | LB | IA | IA | IA | IA | IA | LB | LB | 12/12 | 4 | --- |
| Hollins, Mack | IR | IR | IR | IR | IR | IR | IR | IR | IR | IR | IR | IR | IR | IR | IR | IR | 0/0 | --- | --- |
| Jeffery, Alshon | IA | IA | IA | WR | WR | WR | WR | WR | WR | WR | WR | WR | WR | WR | WR | WR | 13/13 | 3 | --- |
| Jenkins, Malcolm | S | S | S | S | S | S | S | S | S | S | S | S | S | S | S | S | 16/16 | --- | --- |
| Jernigan, Tim | NFI | NFI | NFI | NFI | NFI | NFI | NFI | NFI | NFI | NFI | DT | DNP | IA | IA | DT | DT | 3/3 | 2 | 1 |
| Johnson, Lane | RT | RT | RT | RT | RT | RT | RT | RT | IA | RT | RT | RT | RT | RT | RT | RT | 15/15 | 1 | --- |
| Johnston, Cameron | P | P | P | P | P | P | P | P | P | P | P | P | P | P | P | P | 16/0 | --- | --- |
| Jones, Sidney | P | P | P | P | P | CB | IA | IA | IA | CB | IA | CB | CB | IA | IA | IA | 9/4 | 7 | --- |
| Kelce, Jason | C | C | C | C | C | C | C | C | C | C | C | C | C | C | C | C | 16/16 | --- | --- |
| LeBlanc, Cre'Von | X | X | X | X | X | X | X | X | P | P | P | CB | CB | CB | P | LB | 8/5 | --- | --- |
| Long, Chris | P | P | P | P | P | P | P | P | P | P | P | P | P | P | P | P | 16/0 | --- | --- |
| Lovato, Rick | P | P | P | P | P | P | P | P | P | P | P | P | P | P | P | P | 16/0 | --- | --- |
| Maddox, Avonte | P | P | P | P | S | S | S | S | CB | CB | IA | IA | IA | CB | CB | CB | 13/8 | 3 | --- |
| Mailata, Jordan | IA | IA | IA | IA | IA | IA | DNP | IA | DNP | IA | DNP | IA | IA | IR | IR | IR | 0/0 | 10 | 3 |
| Maragos, Chris | PUP | PUP | PUP | PUP | PUP | PUP | PUP | PUP | PUP | PUP | PUP | PUP | PUP | PUP | PUP | PUP | 0/0 | --- | --- |
| Matthews, Jordan | X | X | P | P | WR | P | P | WR | WR | P | P | P | P | P | P | P | 14/3 | --- | --- |
| McDougle, Dexter | X | X | X | X | X | X | CB | P | X | X | X | X | X | X | X | X | 2/1 | --- | --- |
| McGill, T.Y. | X | X | X | X | X | X | X | X | P | P | X | X | X | X | X | X | 2/0 | --- | --- |
| McLeod, Rodney | S | S | S | IR | IR | IR | IR | IR | IR | IR | IR | IR | IR | IR | IR | IR | 3/3 | --- | --- |
| Mills, Jalen | CB | CB | CB | CB | CB | CB | CB | CB | IA | IA | IA | IA | IR | IR | IR | IR | 8/8 | 4 | --- |
| Ngata, Haloti | P | DT | DT | DT | IA | IA | IA | DT | DT | P | DT | DT | DT | P | P | P | 13/9 | 3 | --- |
| Perkins, Joshua | P | P | TE | P | P | P | P | P | P | IR | IR | IR | IR | IR | IR | IR | 9/1 | --- | --- |
| Peters, Jason | LT | LT | LT | LT | LT | LT | LT | LT | LT | LT | LT | LT | LT | LT | LT | LT | 16/16 | --- | --- |
| Pryor, Matt | IA | IA | IA | IA | IA | IA | IA | IA | IA | IA | IA | IA | IA | IA | IA | DNP | 0/0 | 14 | 1 |
| Reynolds, LaRoy | P | P | P | P | P | P | P | P | P | P | P | P | P | P | P | P | 16/0 | --- | --- |
| Rodgers, Richard | IR | IR | IR | IR | IR | IR | IR | IR | IR | P | P | P | P | P | P | P | 7/0 | --- | --- |
| Scott, Boston | X | X | X | X | X | X | X | X | X | X | X | X | X | IA | P | P | 2/0 | 1 | --- |
| Seumalo, Isaac | P | P | P | P | LG | LG | LG | LG | LG | LG | LG | LG | LG | IA | IA | IA | 13/9 | 3 | --- |
| Sinclair, Gannon | IR | X | X | X | X | X | X | X | X | X | X | X | X | X | X | X | 0/0 | --- | --- |
| Smallwood, Wendell | P | P | RB | P | P | RB | RB | RB | RB | P | P | P | P | P | P | P | 16/6 | --- | --- |
| Sproles, Darren | RB | IA | IA | IA | IA | IA | IA | IA | IA | IA | IA | IA | P | P | P | RB | 6/2 | 10 | --- |
| Sudfeld, Nate | DNP | DNP | IA | IA | IA | DNP | DNP | IA | IA | IA | IA | IA | IA | DNP | P | P | 2/0 | 9 | 5 |
| Sullivan, Chandon | PS | PS | PS | PS | PS | PS | PS | P | P | P | CB | DNP | IA | P | IA | PS | 5/1 | 2 | 1 |
| Sullivan, Tre | P | PS | PS | PS | PS | P | P | P | S | P | P | P | P | P | P | P | 12/1 | --- | --- |
| Sweat, Josh | IA | IA | DNP | IA | P | P | P | P | P | P | P | P | P | IR | IR | IR | 9/0 | 3 | 1 |
| Tate, Golden | X | X | X | X | X | X | X | X | P | P | WR | P | P | P | WR | WR | 8/3 | --- | --- |
| Vaeao, Destiny | DT | P | P | P | DT | DT | IR | X | X | X | X | X | X | X | X | X | 6/3 | --- | --- |
| Vaitai, Halapoulivaati | P | P | P | P | P | P | P | P | RT | P | P | P | P | P | P | P | 16/1 | --- | --- |
| Wallace, Mike | WR | WR | IR | IR | IR | IR | IR | IR | IR | IR | IR | IR | IR | IR | IR | IA | 2/2 | 1 | --- |
| Warmack, Chance | IA | IA | IA | IA | IA | P | P | P | P | IA | P | IA | P | P | DNP | P | 8/0 | 7 | 1 |
| Weathersby, Toby | IR | IR | IR | IR | X | X | X | X | X | X | X | X | X | X | X | X | 0/0 | --- | --- |
| Wentz, Carson | IA | IA | QB | QB | QB | QB | QB | QB | QB | QB | QB | QB | QB | IA | IA | IA | 11/11 | 5 | --- |
| Wheaton, Markus | P | X | X | X | X | X | X | X | X | X | X | X | X | X | X | X | 1/0 | --- | --- |
| Wisniewski, Stefen | LG | LG | LG | LG | P | P | P | P | P | P | P | P | P | LG | LG | LG | 16/7 | --- | --- |
| Worriow, Paul | IR | IR | IR | IR | IR | IR | IR | IR | IR | IR | IR | IR | IR | IR | IR | IR | 0/0 | --- | --- |

POSITION - start P - played (did not start) IA - inactive IR - Injured Reserve DNP - dressed but did not play PS - practice squad member PUP - Reserve/Physically Unable to Perform NFI - Reserve/Non-Football Injury SUSP - Reserve/Commissioner Exempt X - not with team EX - roster exemption

2018 PARTICIPATION CHART



PLAYOFF PARTICIPATION

OFFENSE

| PLAYER | @Chi | @NO | G/S | IA | DNP |
|------------------------|------|-----|-----|-----|-----|
| Adams, Josh | P | DNP | 1/0 | --- | 1 |
| Agholor, Nelson | WR | WR | 2/2 | --- | --- |
| Brooks, Brandon | RG | RG | 2/2 | --- | --- |
| Ertz, Zach | TE | TE | 2/2 | --- | --- |
| Foles, Nick | QB | QB | 2/2 | --- | --- |
| Gibson, Shelton | P | P | 2/0 | --- | --- |
| Goedert, Dallas | P | P | 2/0 | --- | --- |
| Jeffery, Alshon | WR | WR | 2/2 | --- | --- |
| Johnson, Lane | RT | RT | 2/2 | --- | --- |
| Kelce, Jason | C | C | 2/2 | --- | --- |
| Matthews, Jordan | P | P | 2/0 | --- | --- |
| Peters, Jason | LT | LT | 2/2 | --- | --- |
| Pryor, Matt | IA | IA | 0/0 | 2 | --- |
| Rodgers, Richard | P | P | 2/0 | --- | --- |
| Scott, Boston | P | P | 2/0 | --- | --- |
| Seumalo, Isaac | LG | LG | 2/2 | --- | --- |
| Smallwood, Wendell | RB | P | 2/1 | --- | --- |
| Sproles, Darren | P | RB | 2/1 | --- | --- |
| Sudfeld, Nate | DNP | DNP | 0/0 | --- | 2 |
| Tate, Golden | WR | WR | 2/2 | --- | --- |
| Vaitai, Halapoulivaati | P | P | 2/0 | --- | --- |
| Wallace, Mike | IA | IA | 0/0 | 2 | --- |
| Warmack, Chance | IA | IA | 0/0 | 2 | --- |
| Wentz, Carson | IA | IA | 0/0 | 2 | --- |
| Wisniewski, Stefen | P | P | 2/0 | --- | --- |

DEFENSE

| PLAYER | @Chi | @NO | G/S | IA | DNP |
|--------------------|------|-----|-----|-----|-----|
| Alexander, D.J. | IA | P | 1/0 | 1 | --- |
| Bello, B.J. | P | IA | 1/0 | 1 | --- |
| Bennett, Michael | DE | DE | 2/2 | --- | --- |
| Bradham, Nigel | LB | LB | 2/2 | --- | --- |
| Cox, Fletcher | DT | DT | 2/2 | --- | --- |
| Douglas, Rasul | CB | CB | 2/2 | --- | --- |
| Gerry, Nathan | P | P | 2/0 | --- | --- |
| Graham, Brandon | DE | DE | 2/2 | --- | --- |
| Graham, Corey | S | S | 2/2 | --- | --- |
| Grugier-Hill, Kamu | LB | P | 2/1 | --- | --- |
| Hall, Daeshon | P | P | 2/0 | --- | --- |
| Hall, Deoindre' | P | P | 2/0 | --- | --- |
| Hawkins, Josh | P | P | 2/0 | --- | --- |
| Hector, Bruce | IA | IA | 0/0 | 2 | --- |
| Hester, Treyvon | P | P | 2/0 | --- | --- |
| Hicks, Jordan | LB | P | 2/1 | --- | --- |
| Jenkins, Malcolm | S | S | 2/2 | --- | --- |
| Jernigan, Tim | DT | P | 2/1 | --- | --- |
| Jones, Sidney | IA | IA | 0/0 | 2 | --- |
| LeBlanc, Cre'von | P | CB | 2/1 | --- | --- |
| Long, Chris | P | P | 2/0 | --- | --- |
| Maddox, Avonte | CB | CB | 2/2 | --- | --- |
| Ngata, Haloti | P | DT | 2/1 | --- | --- |
| Reynolds, LaRoy | P | P | 2/0 | --- | --- |
| Sullivan, Tre | P | S | 2/1 | --- | --- |

SPECIAL TEAMS

| PLAYER | @Chi | @NO | G/S | IA | DNP |
|-------------------|------|-----|-----|-----|-----|
| Elliott, Jake | P | P | 2/0 | --- | --- |
| Johnston, Cameron | P | P | 2/0 | --- | --- |
| Lovato, Rick | P | P | 2/0 | --- | --- |

2018 SNAP COUNTS



| SPECIAL TEAMS | Atl | @TB | Ind | @Ten | Min | @NYG | Car | @Jax | Dal | @NO | NYG | Was | @Dal | @LAR | Hou | @Was | Snaps | Pct |
|------------------------|-----------|-----------|-----------|-----------|-----------|-----------|-----------|-----------|-----------|-----------|-----------|-----------|-----------|-----------|-----------|-----------|------------|-----|
| TOTAL PLAYS | 27 | 28 | 28 | 31 | 27 | 32 | 22 | 24 | 28 | 28 | 27 | 25 | 29 | 31 | 28 | 19 | 434 | |
| Reynolds, LaRoy | 22 | 20 | 23 | 26 | 24 | 25 | 18 | 20 | 24 | 27 | 24 | 21 | 25 | 23 | 22 | 15 | 359 | 83% |
| Grugier-Hill, Kamu | 22 | 20 | 19 | 26 | 24 | 25 | 18 | 18 | 24 | 27 | 24 | 21 | 25 | 14 | 22 | 15 | 344 | 79% |
| Gerry, Nathan | 22 | 20 | 19 | 22 | 13 | IA | IA | IA | 18 | 18 | 19 | 21 | 25 | 23 | 22 | 15 | 257 | 59% |
| Alexander, D.J. | 22 | 19 | 19 | 22 | 24 | IA | IA | 16 | 18 | 18 | 19 | 18 | 24 | 18 | IA | IA | 237 | 55% |
| Smallwood, Wendell | 17 | 19 | 18 | 19 | 9 | 9 | 7 | 9 | 13 | 16 | 13 | 11 | 18 | 15 | 12 | 9 | 214 | 49% |
| Sullivan, Tre | 13 | PS | PS | PS | PS | 19 | 16 | 16 | 18 | 18 | 19 | 18 | 19 | 18 | 17 | 15 | 206 | 47% |
| Goedert, Dallas | 6 | 9 | 10 | 11 | 9 | 16 | 11 | 14 | 12 | 15 | 13 | 10 | 15 | 15 | 13 | 8 | 187 | 43% |
| Hall, Deiondre' | 0 | 6 | 6 | 11 | 11 | 16 | 13 | 13 | IA | IA | 15 | 18 | 19 | 17 | 17 | 13 | 175 | 40% |
| Perkins, Joshua | 2 | 16 | 19 | 24 | 20 | 28 | 20 | 12 | 15 | IR | IR | IR | IR | IR | IR | IR | 156 | 36% |
| Gibson, Shelton | 22 | 9 | 13 | 17 | 11 | 17 | 12 | 10 | 2 | 5 | 8 | 6 | 11 | 6 | 2 | IA | 151 | 35% |
| Maddox, Avonte | 23 | 24 | 23 | 20 | 11 | 6 | 6 | 9 | 11 | 1 | IA | IA | IA | 1 | 9 | 6 | 150 | 35% |
| Elliott, Jake | 6 | 8 | 10 | 10 | 8 | 14 | 8 | 9 | 9 | 3 | 9 | 10 | 10 | 14 | 11 | 9 | 148 | 34% |
| Jenkins, Malcolm | 7 | 8 | 8 | 8 | 11 | 9 | 2 | 6 | 8 | 10 | 10 | 7 | 12 | 14 | 12 | 5 | 137 | 32% |
| Johnston, Cameron | 10 | 9 | 8 | 11 | 7 | 12 | 7 | 7 | 6 | 6 | 7 | 6 | 10 | 10 | 7 | 7 | 130 | 30% |
| Lovato, Rick | 10 | 9 | 8 | 11 | 7 | 12 | 7 | 7 | 6 | 6 | 7 | 6 | 10 | 10 | 7 | 7 | 130 | 30% |
| Clement, Corey | 18 | 12 | 6 | IA | DNP | 5 | 7 | 14 | 16 | 13 | 15 | 15 | 3 | IR | IR | IR | 124 | 29% |
| Douglas, Rasul | 10 | 12 | 11 | 11 | 13 | 16 | 13 | 15 | 9 | 7 | 1 | 0 | 0 | 1 | 1 | 0 | 120 | 28% |
| Hester, Treyvon | X | PS | PS | PS | 6 | 4 | 6 | 8 | 10 | 9 | 8 | 7 | 10 | 12 | 11 | 4 | 95 | 22% |
| LeBlanc, Cre'Von | X | X | X | X | X | X | X | X | 6 | 2 | 15 | 15 | 14 | 13 | 12 | 11 | 88 | 20% |
| Rodgers, Richard | IR | IR | IR | IR | IR | IR | IR | IR | IR | 10 | 9 | 14 | 15 | 11 | 13 | 5 | 77 | 18% |
| Graham, Brandon | 3 | 4 | 5 | 3 | 7 | 4 | 2 | 4 | 6 | 9 | 5 | 4 | 6 | 6 | 6 | 2 | 76 | 18% |
| Brooks, Brandon | 2 | 4 | 5 | 5 | 3 | 7 | 4 | 4 | 4 | 1 | 3 | 4 | 4 | 7 | 6 | 4 | 67 | 15% |
| Vaitai, Halapoulivaati | 2 | 4 | 5 | 5 | 3 | 7 | 4 | 4 | 4 | 1 | 3 | 4 | 4 | 7 | 5 | 4 | 66 | 15% |
| Wisniewski, Stefen | 2 | 4 | 5 | 5 | 3 | 7 | 4 | 4 | 4 | 1 | 3 | 4 | 4 | 7 | 5 | 4 | 66 | 15% |
| Graham, Corey | 12 | 9 | 10 | 6 | 4 | IA | IA | IA | 5 | 2 | 6 | 2 | 0 | 2 | 2 | 0 | 60 | 14% |
| Aiken, Kamar | 0 | 8 | 5 | 16 | 14 | 16 | X | X | X | X | X | X | X | X | X | X | 59 | 14% |
| Ngata, Haloti | 3 | 4 | 4 | 4 | IA | IA | IA | 4 | 6 | 9 | 5 | 3 | 6 | 5 | 5 | 0 | 58 | 13% |
| Sullivan, Chandon | PS | PS | PS | PS | PS | PS | PS | 2 | 17 | 25 | 6 | DNP | IA | 4 | IA | PS | 54 | 12% |
| Mills, Jalen | 4 | 4 | 8 | 6 | 9 | 11 | 6 | 5 | IA | IA | IA | IA | IR | IR | IR | IR | 53 | 12% |
| Vaeao, Destiny | 5 | 8 | 9 | 9 | 10 | 11 | IR | X | X | X | X | X | X | X | X | X | 52 | 12% |
| Adams, Josh | PS | PS | 0 | 0 | 3 | 16 | 9 | 3 | 6 | 9 | 2 | 0 | 0 | 0 | 0 | 0 | 48 | 11% |
| Carter, DeAndre | 0 | 0 | PS | 5 | 8 | 9 | 15 | 11 | X | X | X | X | X | X | X | X | 48 | 11% |
| Long, Chris | 3 | 4 | 0 | 0 | 0 | 0 | 0 | 0 | 6 | 9 | 5 | 3 | 6 | 6 | 6 | 0 | 48 | 11% |
| Hicks, Jordan | 3 | 4 | 4 | 4 | 7 | 4 | 2 | 4 | 6 | 8 | IA | IA | IA | IA | 1 | 0 | 47 | 11% |
| Seumalo, Isaac | 2 | 4 | 5 | 5 | 3 | 7 | 5 | 4 | 4 | 1 | 3 | 4 | 0 | IA | IA | IA | 47 | 11% |
| Bello, B.J. | X | X | X | X | X | X | PS | PS | PS | PS | PS | PS | PS | 14 | 16 | 15 | 45 | 10% |
| Bausby, De'Vante | X | X | X | X | X | X | X | X | PS | 8 | 5 | 9 | 8 | 10 | 4 | X | 44 | 10% |
| Johnson, Lane | 2 | 4 | 4 | 6 | 3 | 0 | 0 | 0 | IA | 0 | 0 | 4 | 4 | 7 | 5 | 4 | 43 | 10% |
| Warmack, Chance | IA | IA | IA | IA | IA | 7 | 4 | 4 | 4 | IA | 3 | IA | 4 | 7 | 5 | 4 | 42 | 10% |
| Hall, Daeshon | X | X | X | X | X | X | X | X | X | X | X | X | X | 14 | 17 | 8 | 39 | 9% |
| Sproles, Darren | 6 | 0 | IA | IA | IA | IA | IA | IA | IA | IA | IA | 6 | 2 | 5 | 4 | 6 | 29 | 7% |
| Sweat, Josh | IA | IA | DNP | IA | 7 | 4 | 1 | 4 | 0 | 0 | 3 | 4 | 1 | IR | IR | IR | 24 | 6% |
| Jones, Sidney | 0 | 6 | 6 | 5 | 3 | 2 | IA | IA | IA | 0 | IA | 0 | 0 | IA | IA | IA | 22 | 5% |
| Barnett, Derek | 3 | 4 | 4 | 4 | IA | 4 | 2 | IR | IR | IR | IR | IR | IR | IR | IR | IR | 21 | 5% |
| Bennett, Michael | 3 | 0 | 0 | 0 | 1 | 0 | 0 | 0 | 5 | 9 | 2 | 0 | 0 | 1 | 0 | 0 | 21 | 5% |
| McLeod, Rodney | 9 | 8 | 4 | IR | IR | IR | IR | IR | IR | IR | IR | IR | IR | IR | IR | IR | 21 | 5% |
| Hector, Bruce | 0 | 4 | 4 | 4 | PS | PS | 2 | 4 | PS | PS | PS | PS | 0 | 1 | IA | IA | 19 | 4% |
| Scott, Boston | X | X | X | X | X | X | X | X | X | X | X | X | X | IA | 9 | 5 | 14 | 3% |
| Matthews, Jordan | X | X | 0 | 0 | 0 | 3 | 5 | 0 | 0 | 0 | 0 | 0 | 5 | 0 | 0 | 0 | 13 | 3% |
| Tate, Golden | X | X | X | X | X | X | X | X | 5 | 2 | 3 | 0 | 0 | 0 | 0 | 0 | 10 | 2% |
| Bradham, Nigel | SUSP | 0 | 1 | 0 | 0 | 0 | 0 | 0 | 0 | 1 | 5 | 0 | 0 | 1 | 1 | 0 | 9 | 2% |
| Hawkins, Josh | X | X | X | X | X | X | X | X | X | X | X | X | X | PS | PS | 9 | 9 | 2% |
| McDougle, Dexter | X | X | X | X | X | X | 6 | 0 | X | X | X | X | X | X | X | X | 6 | 1% |
| Cox, Fletcher | 0 | 0 | 0 | 0 | 0 | 0 | 0 | 0 | 0 | 0 | 0 | 0 | 0 | 1 | 1 | 0 | 2 | 1% |
| Ertz, Zach | 0 | 0 | 0 | 0 | 1 | 0 | 0 | 0 | 0 | 0 | 0 | 0 | 0 | 1 | 0 | 0 | 2 | 1% |
| Agholor, Nelson | 0 | 1 | 0 | 0 | 0 | 0 | 0 | 0 | 0 | 0 | 0 | 0 | 0 | 0 | 0 | 0 | 1 | 1% |
| Jernigan, Tim | NFI | NFI | NFI | NFI | NFI | NFI | NFI | NFI | NFI | NFI | 1 | DNP | IA | IA | 0 | 0 | 1 | 1% |
| McGill, T.Y. | X | X | X | X | X | X | X | X | 0 | 1 | X | X | X | X | X | X | 1 | 1% |
| Wheaton, Markus | 1 | X | X | X | X | X | X | X | X | X | X | X | X | X | X | X | 1 | 1% |



PLAYOFF SNAP COUNTS

OFFENSE

| | OFFENSE | @Chi | @NO | Snaps | Pct |
|----------------|-----------------------|-----------|-----------|------------|------|
| | TOTAL PLAYS | 68 | 51 | 119 | |
| QB | Nick Foles | 68 | 51 | 119 | 100% |
| | Nate Sudfeld | DNP | DNP | 0 | 0% |
| | Carson Wentz | IA | IA | 0 | 0% |
| RB | Darren Sproles | 38 | 27 | 65 | 55% |
| | Wendell Smallwood | 28 | 23 | 51 | 43% |
| | Boston Scott | 1 | 2 | 3 | 3% |
| WR | Josh Adams | 1 | DNP | 1 | 1% |
| | Alshon Jeffery | 66 | 45 | 111 | 93% |
| | Nelson Agholor | 61 | 46 | 107 | 90% |
| | Golden Tate | 42 | 24 | 66 | 55% |
| | Jordan Matthews | 11 | 18 | 29 | 24% |
| | Shelton Gibson | 0 | 0 | 0 | 0% |
| | Mike Wallace | IA | IA | 0 | 0% |
| TE | Zach Ertz | 61 | 46 | 107 | 90% |
| | Dallas Goedert | 30 | 20 | 50 | 42% |
| | Richard Rodgers | 1 | 2 | 3 | 3% |
| OFFENSIVE LINE | Lane Johnson | 68 | 51 | 119 | 100% |
| | Jason Kelce | 68 | 51 | 119 | 100% |
| | Isaac Seumalo | 68 | 51 | 119 | 100% |
| | Jason Peters | 68 | 37 | 105 | 88% |
| | Brandon Brooks | 68 | 14 | 82 | 69% |
| | Stefen Wisniewski | 0 | 37 | 37 | 31% |
| | Halapoulivaati Vaitai | 0 | 16 | 16 | 13% |
| | Matt Pryor | IA | IA | 0 | 0% |
| | Chance Warmack | IA | IA | 0 | 0% |

DEFENSE

| | OFFENSE | @Chi | @NO | Snaps | Pct |
|-----------------|--------------------|-----------|-----------|------------|------|
| | TOTAL PLAYS | 64 | 77 | 141 | |
| DEFENSIVE LINE | Brandon Graham | 58 | 65 | 123 | 87% |
| | Michael Bennett | 54 | 62 | 116 | 82% |
| | Fletcher Cox | 54 | 42 | 96 | 68% |
| | Chris Long | 38 | 36 | 74 | 52% |
| | Tim Jernigan | 22 | 36 | 58 | 41% |
| | Haloti Ngata | 17 | 35 | 52 | 37% |
| | Treyvon Hester | 12 | 24 | 36 | 26% |
| | Daeshon Hall | 0 | 7 | 7 | 5% |
| | Bruce Hector | IA | IA | 0 | 0% |
| | Nigel Bradham | 64 | 71 | 135 | 96% |
| LB | Jordan Hicks | 23 | 49 | 72 | 51% |
| | Kamu Grugier-Hill | 7 | 15 | 22 | 16% |
| | Nathan Gerry | 0 | 5 | 5 | 4% |
| | LaRoy Reynolds | 0 | 4 | 4 | 3% |
| | D.J. Alexander | IA | 0 | 0 | 0% |
| | B.J. Bello | 0 | IA | 0 | 0% |
| | Corey Graham | 64 | 77 | 141 | 100% |
| DEFENSIVE BACKS | Malcolm Jenkins | 64 | 77 | 141 | 100% |
| | Avonte Maddox | 64 | 71 | 135 | 96% |
| | Rasul Douglas | 64 | 54 | 118 | 84% |
| | Cre'Von LeBlanc | 51 | 57 | 108 | 77% |
| | Tre Sullivan | 48 | 39 | 87 | 62% |
| | Josh Hawkins | 0 | 21 | 21 | 15% |
| | Deiondre' Hall | 0 | 0 | 0 | 0% |
| Sidney Jones | IA | IA | 0 | 0% | |

SPECIAL TEAMS

| | SPECIAL TEAMS | @Chi | @NO | Snaps | Pct |
|------------------------|--------------------|-----------|-----------|-----------|-----|
| | TOTAL PLAYS | 26 | 24 | 50 | |
| SPECIAL TEAMS | Gerry, Nathan | 20 | 21 | 41 | 82% |
| | Grugier-Hill, Kamu | 20 | 21 | 41 | 82% |
| | Reynolds, LaRoy | 20 | 21 | 41 | 82% |
| | Hall, Deiondre' | 16 | 16 | 32 | 64% |
| | Sullivan, Tre | 16 | 16 | 32 | 64% |
| | Smallwood, Wendell | 13 | 13 | 26 | 52% |
| | Hall, Daeshon | 12 | 13 | 25 | 50% |
| | Goedert, Dallas | 11 | 12 | 23 | 46% |
| | LeBlanc, Cre'von | 11 | 11 | 22 | 44% |
| | Jenkins, Malcolm | 12 | 9 | 21 | 42% |
| | Maddox, Avonte | 11 | 9 | 20 | 40% |
| | Alexander, D.J. | IA | 17 | 17 | 34% |
| | Bello, B.J. | 15 | IA | 15 | 30% |
| | Scott, Boston | 7 | 8 | 15 | 30% |
| | Graham, Brandon | 8 | 6 | 14 | 28% |
| | Hester, Treyvon | 7 | 7 | 14 | 28% |
| | Johnston, Cameron | 7 | 7 | 14 | 28% |
| | Lovato, Rick | 7 | 7 | 14 | 28% |
| | Rodgers, Richard | 6 | 7 | 13 | 26% |
| | Long, Chris | 7 | 5 | 12 | 24% |
| Elliott, Jake | 6 | 5 | 11 | 22% | |
| Ngata, Haloti | 5 | 6 | 11 | 22% | |
| Sproles, Darren | 7 | 4 | 11 | 22% | |
| Gibson, Shelton | 5 | 5 | 10 | 20% | |
| Hawkins, Josh | 3 | 4 | 7 | 14% | |
| Hicks, Jordan | 5 | 1 | 6 | 12% | |
| Bennett, Michael | 4 | 1 | 5 | 10% | |
| Bradham, Nigel | 4 | 1 | 5 | 10% | |
| Graham, Corey | 4 | 1 | 5 | 10% | |
| Cox, Fletcher | 3 | 1 | 4 | 8% | |
| Douglas, Rasul | 4 | 0 | 4 | 8% | |
| Johnson, Lane | 2 | 2 | 4 | 8% | |
| Seumalo, Isaac | 2 | 2 | 4 | 8% | |
| Vaitai, Halapoulivaati | 2 | 2 | 4 | 8% | |
| Wisniewski, Stefen | 2 | 2 | 4 | 8% | |
| Brooks, Brandon | 2 | 1 | 3 | 6% | |

2018 REGULAR SEASON STATS



Record: 9-7
Head Coach: Doug Pederson

| Date | Day | Score | Opponent | Points |
|-------|-----|------------|------------------------|--------|
| 9/6 | W | 18-12 | Atlanta | 69,696 |
| 9/16 | L | 21-27 | at Tampa Bay | 56,552 |
| 9/23 | W | 20-16 | Indianapolis | 69,696 |
| 9/30 | L | 23-26 (OT) | at Tennessee | 69,013 |
| 10/7 | L | 21-23 | Minnesota | 69,696 |
| 10/11 | W | 34-13 | at N.Y. Giants | 77,167 |
| 10/21 | L | 17-21 | Carolina | 69,696 |
| 10/28 | W | 24-18 | at Jacksonville (Lon.) | 85,870 |
| 11/11 | L | 20-27 | Dallas | 69,696 |
| 11/18 | L | 7-48 | at New Orleans | 73,042 |
| 11/25 | W | 25-22 | N.Y. Giants | 69,696 |
| 12/3 | W | 28-13 | Washington | 69,696 |
| 12/9 | L | 23-29 (OT) | at Dallas | 93,127 |
| 12/16 | W | 30-23 | at L.A. Rams | 74,210 |
| 12/23 | W | 32-30 | Houston | 69,696 |
| 12/30 | W | 24-0 | at Washington | 63,188 |

| TEAM STATS | EAGLES | OPP |
|--------------------------|----------------|----------------|
| Total First Downs | 346 | 308 |
| Rushing | 94 | 71 |
| Passing | 221 | 215 |
| Penalty | 31 | 22 |
| 3rd Down: Made/Att | 84/205 | 71/201 |
| 3rd Down Pct. | 41.0% | 35.3% |
| 4th Down: Made/Att | 14/23 | 11/19 |
| 4th Down Pct. | 60.9% | 57.9% |
| Possession Avg. | 32:03 | 27:57 |
| Total Net Yards | 5845 | 5859 |
| Avg. Per Game | 365.3 | 366.2 |
| Total Plays | 1037 | 1002 |
| Avg. Per Play | 5.6 | 5.8 |
| Net Yards Rushing | 1570 | 1551 |
| Avg. Per Game | 98.1 | 96.9 |
| Total Rushes | 398 | 332 |
| Net Yards Passing | 4275 | 4308 |
| Avg. Per Game | 267.2 | 269.3 |
| Sacked/Yards Lost | 40/249 | 44/311 |
| Gross Yards | 4524 | 4619 |
| Attempts/Completions | 599/422 | 626/417 |
| Completion Pct. | 70.5% | 66.6% |
| Had Intercepted | 11 | 10 |
| Punts/Average | 61/48.1 | 65/46.1 |
| Net Punting Avg. | 42.7 | 42.2 |
| Penalties/Yards | 100/852 | 115/995 |
| Fumbles/Ball Lost | 29/12 | 22/7 |
| Touchdowns | 41 | 37 |
| Rushing | 12 | 14 |
| Passing | 29 | 22 |
| Returns | 0 | 1 |

| Rushing | No. | Yds | Avg. | Lg. | TD |
|------------------|------------|-------------|------------|------------|-----------|
| J.Adams | 120 | 511 | 4.3 | 29 | 3 |
| W.Smallwood | 87 | 364 | 4.2 | 15 | 3 |
| C.Clement | 68 | 259 | 3.8 | 32 | 2 |
| J.Ajayi | 45 | 184 | 4.1 | 20 | 3 |
| D.Sproles | 29 | 120 | 4.1 | 17 | 1 |
| C.Wentz | 34 | 93 | 2.7 | 13 | 0 |
| N.Agholor | 3 | 32 | 10.7 | 16 | 0 |
| N.Foles | 9 | 17 | 1.9 | 4 | 0 |
| N.Sudfeld | 2 | -2 | -1.0 | -1 | 0 |
| G.Tate | 1 | -8 | -8.0 | -8 | 0 |
| Team | 398 | 1570 | 3.9 | 32 | 12 |
| Opponents | 332 | 1551 | 4.7 | 90t | 14 |

| Receiving | No. | Yds | Avg. | Lg. | TD |
|------------------|------------|-------------|-------------|------------|-----------|
| Z.Ertz | 116 | 1163 | 10.0 | 34 | 8 |
| A.Jeffery | 65 | 843 | 13.0 | 52 | 6 |
| N.Agholor | 64 | 736 | 11.5 | 83t | 4 |
| D.Goedert | 33 | 334 | 10.1 | 32t | 4 |
| G.Tate | 30 | 278 | 9.3 | 32 | 1 |
| W.Smallwood | 28 | 230 | 8.2 | 36t | 2 |
| C.Clement | 22 | 192 | 8.7 | 23 | 0 |
| J.Matthews | 20 | 300 | 15.0 | 56t | 2 |
| D.Sproles | 15 | 160 | 10.7 | 37t | 2 |
| J.Adams | 7 | 58 | 8.3 | 13 | 0 |
| K.Aiken | 6 | 53 | 8.8 | 18 | 0 |
| J.Perkins | 5 | 67 | 13.4 | 30 | 0 |
| J.Ajayi | 5 | 20 | 4.0 | 12 | 0 |
| D.Carter | 2 | 21 | 10.5 | 11 | 0 |
| S.Gibson | 1 | 48 | 48.0 | 48 | 0 |
| N.Foles | 1 | 10 | 10.0 | 15 | 0 |
| R.Rodgers | 1 | 7 | 7.0 | 7 | 0 |
| C.Wentz | 1 | 4 | 4.0 | 4 | 0 |
| Team | 422 | 4524 | 10.7 | 83t | 29 |
| Opponents | 417 | 4619 | 11.1 | 75t | 22 |

| Interceptions | No. | Yds | Avg. | Lg. | TD |
|------------------|-----------|------------|-------------|-----------|----------|
| R.Douglas | 3 | 14 | 4.7 | 17 | 0 |
| A.Maddox | 2 | 23 | 11.5 | 23 | 0 |
| C.Graham | 1 | 29 | 29.0 | 29 | 0 |
| M.Jenkins | 1 | 25 | 25.0 | 25 | 0 |
| K.Grugier-Hill | 1 | 24 | 24.0 | 24 | 0 |
| R.Darby | 1 | 16 | 16.0 | 16 | 0 |
| N.Gerry | 1 | 8 | 8.0 | 8 | 0 |
| Team | 10 | 139 | 13.9 | 29 | 0 |
| Opponents | 11 | 153 | 13.9 | 40 | 0 |

Sacks
F.Cox 10.5, M.Bennett 9.0, C.Long 6.5, B.Graham 4.0, J.Hicks 3.0, D.Barnett 2.5, N.Bradham 2.0, K.Grugier-Hill 1.0, T.Hester 1.0, M.Jenkins 1.0, H.Ngata 1.0, D.Vaeao 1.0, Da.Hall 0.5, B.Hector 0.5, A.Maddox 0.5, **Team: 44.0**, **Opp: 40.0**

Fumbles
Lost: C.Wentz 6, N.Foles 2, J.Adams 1, J.Ajayi 1, W.Smallwood 1, T.Sullivan 1, **Total: 12**
Opp. Recoveries: D.Alexander 1, N.Bradham 1, F.Cox 1, B.Graham 1, C.Graham 1, J.Hicks 1, M.Jenkins 1, **Total: 7**

| Scoring | TD | Ru. | Rec. | Ret. | PAT | FG | 2pt. | Saf. | Pts. |
|------------------|-----------|-----------|-----------|----------|--------------|--------------|----------|-----------|------------|
| J.Elliott | 0 | 0 | 0 | 0 | 33/35 | 26/31 | 0 | -- | 111 |
| Z.Ertz | 8 | 0 | 8 | 0 | --- | --- | 0 | -- | 48 |
| A.Jeffery | 6 | 0 | 6 | 0 | --- | --- | 0 | -- | 36 |
| W.Smallwood | 5 | 3 | 2 | 0 | --- | --- | 1 | -- | 32 |
| N.Agholor | 4 | 0 | 4 | 0 | --- | --- | 0 | -- | 24 |
| D.Goedert | 4 | 0 | 4 | 0 | --- | --- | 0 | -- | 24 |
| J.Adams | 3 | 3 | 0 | 0 | --- | --- | 1 | -- | 20 |
| J.Ajayi | 3 | 3 | 0 | 0 | --- | --- | 1 | -- | 20 |
| D.Sproles | 3 | 1 | 2 | 0 | --- | --- | 0 | -- | 18 |
| C.Clement | 2 | 2 | 0 | 0 | --- | --- | 1 | -- | 14 |
| J.Matthews | 2 | 0 | 2 | 0 | --- | --- | 0 | -- | 12 |
| G.Tate | 1 | 0 | 1 | 0 | --- | --- | 1 | -- | 8 |
| Team | 41 | 12 | 29 | 0 | 33/35 | 26/31 | 5 | -- | 367 |
| Opponents | 37 | 14 | 22 | 1 | 28/32 | 32/37 | 1 | -- | 348 |

2-Pt. Conversions: Team 5/6, Opponents: 1/3

Field Goals (Game-by-Game)
Elliott: [26G] [42RU] [55WL, 33G, 24G] [27G, 30G, 37G] [30G, 28G] [33G, 54WR, 30G] [36WR, 46G] [31G] [56G, 26G] [] [42G, 28G, 43G] [46G, 44G] [26G] [51G, 34G, 40G, 53WR] [47G, 35G] [33G]
Opps: [21G, 52G] [] [35G, 31G, 28G] [42G, 33G] [28LU, 37G, 45WR, 22G, 52G] [] [50G, 57G, 33G, 24G] [25G, 31G, 42WR] [38G, 19G] [25G, 51G, 29G] [44G, 47G] [28G, 45WR, 62G, 21G] [41G, 36G, 37G] [30G] []

| Field Goals | 1-19 | 20-29 | 30-39 | 40-49 | 50+ |
|------------------|------------|--------------|--------------|------------|------------|
| J.Elliott | 0/0 | 7/7 | 10/11 | 7/8 | 2/5 |
| Team | 0/0 | 7/7 | 10/11 | 7/8 | 2/5 |
| Opponents | 1/1 | 10/11 | 11/11 | 4/7 | 6/7 |

| Punting | No. | Yds | Avg. | Net | TB | In20 | Lg. | Blk. |
|------------------|-----------|-------------|-------------|-------------|----------|-----------|-----------|----------|
| C.Johnston | 61 | 2937 | 48.1 | 42.7 | 7 | 24 | 68 | 0 |
| Team | 61 | 2937 | 48.1 | 42.7 | 7 | 24 | 68 | 0 |
| Opponents | 65 | 2999 | 46.1 | 42.2 | 2 | 20 | 65 | 0 |

| Punt Returns | Ret. | FC | Yds | Avg. | Lg. | TD |
|------------------|-----------|-----------|------------|------------|-----------|----------|
| D.Carter | 10 | 0 | 103 | 10.3 | 42 | 0 |
| D.Sproles | 10 | 9 | 83 | 8.3 | 14 | 0 |
| C.Clement | 6 | 2 | 17 | 2.8 | 10 | 0 |
| G.Tate | 5 | 0 | 13 | 2.6 | 12 | 0 |
| N.Agholor | 1 | 0 | 0 | 0.0 | 0 | 0 |
| T.Sullivan | 1 | 0 | 0 | 0.0 | 0 | 0 |
| Team | 33 | 11 | 216 | 6.5 | 42 | 0 |
| Opponents | 31 | 16 | 194 | 6.3 | 23 | 0 |

| Kick Returns | No. | Yds | Avg. | Lg. | TD |
|------------------|-----------|------------|-------------|-----------|----------|
| C.Clement | 13 | 333 | 25.6 | 48 | 0 |
| D.Carter | 10 | 204 | 20.4 | 30 | 0 |
| B.Scott | 4 | 96 | 24.0 | 35 | 0 |
| S.Gibson | 3 | 57 | 19.0 | 30 | 0 |
| W.Smallwood | 2 | 33 | 16.5 | 17 | 0 |
| D.Sproles | 1 | 2 | 2.0 | 2 | 0 |
| Team | 33 | 725 | 22.0 | 48 | 0 |
| Opponents | 24 | 540 | 22.5 | 46 | 0 |

| Score By Qtr. | Q1 | Q2 | Q3 | Q4 | OT | Pts. |
|------------------|-----------|------------|------------|------------|-----------|------------|
| Team | 41 | 107 | 101 | 115 | 3 | 367 |
| Opponents | 61 | 108 | 53 | 114 | 12 | 348 |

| Passing | Att. | Cmp. | Yds. | Cmp.% | Yds./Att. | TD | TD% | Int. | Int.% | Lg | Sack | Lost | Rat. |
|------------------|------------|------------|-------------|--------------|------------|-----------|-------------|-----------|-------------|------------|-----------|------------|--------------|
| C.Wentz | 401 | 279 | 3074 | 69.6% | 7.7 | 21 | 5.2% | 7 | 1.7% | 58 | 31 | 202 | 102.2 |
| N.Foles | 195 | 141 | 1413 | 72.3% | 7.2 | 7 | 3.6% | 4 | 2.1% | 83t | 9 | 47 | 96.0 |
| N.Sudfeld | 2 | 1 | 22 | 50.0% | 11.0 | 1 | 50.0% | 0 | 0.0% | 22t | 0 | 0 | 129.2 |
| N.Agholor | 1 | 1 | 15 | 100.0% | 15.0 | 0 | 0.0% | 0 | 0.0% | 15 | 0 | 0 | 118.8 |
| Team | 599 | 422 | 4524 | 70.5% | 7.6 | 29 | 4.8% | 11 | 1.8% | 83t | 40 | 249 | 100.8 |
| Opponents | 626 | 417 | 4619 | 66.6% | 7.4 | 22 | 3.5% | 10 | 1.6% | 75t | 44 | 311 | 93.4 |

2018 DEFENSIVE STATS



DEFENSIVE STATISTICS

| Player | Total | Solo | Asst. | TFL | Sacks | QBP&H | INT | PD | FF | FR |
|---------------|-------------|------------|------------|-----------|-------------|------------|-----------|-----------|-----------|----------|
| Jenkins | 136 | 103 | 33 | 10 | 1.0 | 6 | 1 | 11 | 3 | 1 |
| Bradham | 97 | 77 | 20 | 3 | 2.0 | 3 | 0 | 4 | 0 | 1 |
| Hicks | 89 | 65 | 24 | 2 | 3.0 | 0 | 0 | 4 | 0 | 1 |
| C.Graham | 82 | 55 | 27 | 2 | 0.0 | 0 | 1 | 9 | 0 | 1 |
| Douglas | 60 | 54 | 6 | 5 | 0.0 | 0 | 3 | 4 | 0 | 0 |
| Darby | 59 | 50 | 9 | 3 | 0.0 | 0 | 1 | 18 | 0 | 0 |
| Cox | 53 | 38 | 15 | 15 | 10.5 | 80 | 0 | 1 | 1 | 1 |
| Maddox | 50 | 43 | 7 | 2 | 0.5 | 1 | 2 | 7 | 1 | 0 |
| Mills | 50 | 40 | 10 | 2 | 0.0 | 0 | 0 | 14 | 0 | 0 |
| B.Graham | 46 | 37 | 9 | 12 | 4.0 | 40 | 0 | 2 | 1 | 1 |
| Jones | 36 | 27 | 9 | 2 | 0.0 | 0 | 0 | 3 | 0 | 0 |
| Bennett | 36 | 26 | 10 | 15 | 9.0 | 56 | 0 | 1 | 2 | 0 |
| Grugier-Hill | 34 | 23 | 11 | 4 | 1.0 | 0 | 1 | 1 | 1 | 0 |
| LeBlanc | 32 | 26 | 6 | 1 | 0.0 | 0 | 0 | 5 | 0 | 0 |
| Long | 28 | 18 | 10 | 5 | 6.5 | 37 | 0 | 0 | 2 | 0 |
| Bausby | 20 | 16 | 4 | 1 | 0.0 | 0 | 0 | 0 | 0 | 0 |
| Hester | 20 | 12 | 8 | 1 | 1.0 | 7 | 0 | 0 | 0 | 0 |
| Barnett | 19 | 13 | 6 | 5 | 2.5 | 15 | 0 | 0 | 0 | 0 |
| Ngata | 19 | 10 | 9 | 4 | 1.0 | 4 | 0 | 1 | 1 | 0 |
| Gerry | 18 | 13 | 5 | 0 | 0.0 | 0 | 1 | 1 | 0 | 0 |
| T.Sullivan | 17 | 11 | 6 | 0 | 0.0 | 0 | 0 | 1 | 0 | 0 |
| McLeod | 16 | 9 | 7 | 0 | 0.0 | 0 | 0 | 5 | 0 | 0 |
| C.Sullivan | 11 | 7 | 4 | 0 | 0.0 | 0 | 0 | 1 | 0 | 0 |
| McDougle | 9 | 6 | 3 | 0 | 0.0 | 1 | 0 | 1 | 0 | 0 |
| Vaeao | 6 | 2 | 4 | 1 | 1.0 | 1 | 0 | 0 | 0 | 0 |
| Jernigan | 4 | 3 | 1 | 1 | 0.0 | 1 | 0 | 0 | 0 | 0 |
| Sweat | 4 | 1 | 3 | 0 | 0.0 | 2 | 0 | 0 | 0 | 0 |
| McGill | 3 | 2 | 1 | 1 | 0.0 | 2 | 0 | 0 | 0 | 0 |
| Hector | 3 | 0 | 3 | 0 | 0.5 | 1 | 0 | 0 | 0 | 0 |
| Da.Hall | 2 | 2 | 0 | 0 | 0.5 | 1 | 0 | 0 | 0 | 0 |
| Totals | 1059 | 789 | 270 | 97 | 44.0 | 258 | 10 | 94 | 12 | 6 |

*Tackle totals already factor in sacks and TFLs; QBP&H = QB Pressures + Hits

INDIVIDUAL SINGLE-GAME BESTS

| | |
|------------------------------|--|
| TACKLES | 16 by C.Graham at Ten. (9/30) |
| TACKLES FOR LOSS | 4 by F.Cox at Was. (12/30) |
| SACKS | 3.0 by Cox at Was. (12/30) |
| PASSES DEFENSED | 5 by Darby (2x) vs. Atl. (9/6) & vs. Car. (10/21) |
| INTERCEPTIONS | 1 by 7 players |
| | Darby at TB (9/16); Douglas vs. Atl. (9/6), at Dal. (12/9) & at Was. (12/30); Gerry vs. Was. (12/3); C.Graham at Dal. (12/9); Grugier-Hill at NYG (10/11); Jenkins vs. NYG (11/25); Maddox at Ten. (9/30) & at LAR (12/16) |
| FORCED FUMBLES | 1 by 8 players |
| | Bennett at NYG (10/11) & at Dal. (12/9); Cox at Was. (12/30); B.Graham vs. Was. (12/3); Grugier-Hill at LAR (12/16); Jenkins at TB (9/16), vs. Dal. (11/11) & vs. NYG (11/25); Long vs. Atl. (9/6) & vs. Hou. (12/23); Maddox at Jax. (10/28); Ngata vs. Was. (12/3) |
| FUMBLE RECOVERIES | 1 by 7 players |
| | Alexander at LAR (12/16); Bradham vs. Min. (10/7); Cox vs. Hou. (12/23); B.Graham at Dal. (12/9); C.Graham at LAR (12/16); Hicks at TB (9/16); Jenkins at Jax. (10/28) |
| SPECIAL TEAMS TACKLES | 3 by Sullivan vs. Car. (10/21) |

SPECIAL TEAMS TACKLES (82)

| | |
|-------------------|----|
| Kamu Grugier-Hill | 11 |
| LaRoy Reynolds | 9 |
| Tre Sullivan | 8 |
| Deiondre' Hall | 5 |
| Avonte Maddox | 5 |
| D.J. Alexander | 4 |
| Corey Clement | 4 |
| Nathan Gerry | 4 |
| Malcolm Jenkins | 4 |
| B.J. Bello | 3 |
| Dallas Goedert | 3 |
| Corey Graham | 3 |
| Rick Lovato | 3 |
| Joshua Perkins | 3 |
| DeAndre Carter | 2 |
| Shelton Gibson | 2 |
| Jalen Mills | 2 |
| Wendell Smallwood | 2 |
| Josh Adams | 1 |
| Rasul Douglas | 1 |
| Daeshon Hall | 1 |
| Cameron Johnston | 1 |
| Cre'Von LeBlanc | 1 |

TURNOVER LEADERS

| INTERCEPTIONS | FUMBLE RECOVERIES | FORCED FUMBLES | ST TURNOVERS | | | | |
|-------------------|-------------------|-----------------|--------------|---------------------|---|---------------------------|---|
| Rasul Douglas | 3 | Nigel Bradham | 1 | Malcolm Jenkins | 3 | D.J. Alexander (FR on PR) | 1 |
| Avonte Maddox | 2 | Fletcher Cox | 1 | Michael Bennett | 2 | | |
| Ronald Darby | 1 | Brandon Graham | 1 | Chris Long | 2 | | |
| Nathan Gerry | 1 | Corey Graham | 1 | 5 Players tied with | 1 | | |
| Corey Graham | 1 | Jordan Hicks | 1 | | | | |
| Kamu Grugier-Hill | 1 | Malcolm Jenkins | 1 | | | | |
| Malcolm Jenkins | 1 | | | | | | |

DEFENSIVE STATISTIC LEADERS

| SACKS | TACKLES FOR LOSS | QB PRESSURES & HITS | PASSES DEFENSED | | | | |
|-----------------|------------------|---------------------|-----------------|-----------------|----|-----------------|----|
| Fletcher Cox | 10.5 | Michael Bennett | 15 | Fletcher Cox | 80 | Ronald Darby | 18 |
| Michael Bennett | 9.0 | Fletcher Cox | 15 | Michael Bennett | 56 | Jalen Mills | 14 |
| Chris Long | 6.5 | Brandon Graham | 12 | Brandon Graham | 40 | Malcolm Jenkins | 11 |
| Brandon Graham | 4.0 | Malcolm Jenkins | 10 | Chris Long | 37 | Corey Graham | 9 |
| Jordan Hicks | 3.0 | | | Derek Barnett | 15 | Avonte Maddox | 7 |

2018 REGULAR SEASON STATS



RED ZONE

| Team | Total | TD | FG | MFG | Dwn. | Fbl. | INT | Clk. | Pnt. | TD% | Score% |
|-----------|-------|----|----|-----|------|------|-----|------|------|------|--------|
| EAGLES | 57 | 33 | 17 | 1 | 1 | 2 | 3 | 0 | 285 | 57.9 | 87.7 |
| Opponents | 56 | 25 | 23 | 2 | 3 | 0 | 1 | 2 | 238 | 44.6 | 85.7 |

GOAL-TO-GO

| Team | Total | TD | FG | MFG | Dwn. | Fbl. | INT | Clk. | Pnt. | TD% | Score% |
|-----------|-------|----|----|-----|------|------|-----|------|------|------|--------|
| EAGLES | 31 | 23 | 5 | 0 | 1 | 1 | 1 | 0 | 176 | 74.2 | 90.3 |
| Opponents | 26 | 14 | 10 | 0 | 1 | 0 | 0 | 1 | 125 | 53.8 | 92.3 |

EAGLES WEEKLY NFL RANKINGS

| Week | OFFENSE | | | DEFENSE | | |
|---------|---------|------|--------|---------|--------|-------|
| | Rush | Pass | Total | Rush | Pass | Total |
| Week 1 | 18th | 31st | t-29th | 6th | t-14th | 7th |
| Week 2 | t-18th | 23rd | 24th | 1st | 28th | 19th |
| Week 3 | 11th | 20th | 19th | 1st | 17th | 9th |
| Week 4 | 11th | 17th | 20th | 1st | 19th | 10th |
| Week 5 | 16th | 19th | 20th | 2nd | 22nd | 10th |
| Week 6 | 14th | 20th | 18th | 2nd | 23rd | 12th |
| Week 7 | 21st | 15th | 19th | 2nd | 24th | 14th |
| Week 8 | 20th | 16th | 18th | 4th | 25th | 14th |
| Week 9 | 18th | 14th | 15th | 2nd | 25th | 17th |
| Week 10 | 22nd | 10th | 13th | 7th | 23rd | 16th |
| Week 11 | 25th | 14th | 19th | 12th | 26th | 23rd |
| Week 12 | 24th | 13th | 19th | 11th | 28th | 24th |
| Week 13 | 23rd | 12th | 17th | 10th | 26th | 21st |
| Week 14 | 28th | 12th | 19th | 10th | 30th | 25th |
| Week 15 | 27th | 12th | 17th | 11th | 31st | 27th |
| Week 16 | 28th | 8th | 13th | 7th | 32nd | 28th |
| Week 17 | 28th | 7th | 14th | 7th | 30th | 23rd |

MOST FIRST DOWNS EARNED

| Player | Rushing | Receiving | Total |
|-------------------|---------|-----------|-------|
| Zach Ertz | -- | 66 | 66 |
| Alshon Jeffery | -- | 48 | 48 |
| Wendell Smallwood | 22 | 9 | 31 |
| Nelson Agholor | 2 | 28 | 30 |
| Josh Adams | 23 | 3 | 26 |
| Corey Clement | 15 | 10 | 25 |
| Dallas Goedert | -- | 15 | 15 |
| Jordan Matthews | -- | 14 | 14 |
| Jay Ajayi | 11 | 1 | 12 |
| Darren Sproles | 6 | 6 | 12 |
| Golden Tate | -- | 10 | 10 |
| Carson Wentz | 9 | 1 | 10 |
| Nick Foles | 6 | 1 | 7 |
| Joshua Perkins | -- | 4 | 4 |
| Kamar Aiken | -- | 2 | 2 |
| DeAndre Carter | -- | 1 | 1 |
| Shelton Gibson | -- | 1 | 1 |
| Richard Rodgers | -- | 1 | 1 |

LONGEST DRIVES

| | EAGLES | OPPONENTS |
|--------------------|---|---|
| MOST PLAYS: | 19 at Was. (12/30) 19-87-11:49 Touchdown | 16 at Ten. (9/30) 16-75-6:14 Touchdown |
| MOST YARDS: | 97 at Ten. (9/30) 8-97-4:52 Touchdown | 91 vs. Min. (10/7) 6-91-2:01 Field Goal |
| MOST TIME: | 11:29 at Was. (12/30) 19-87-11:49 Touchdown | 8:09 vs. Dal. (11/11) 14-64-8:09 Field Goal |

LONGEST TOUCHDOWN DRIVES

| | EAGLES | OPPONENTS |
|--------------------|--|---|
| MOST PLAYS: | 19 at Was. (12/30) 19-87-11:49 | 16 at Ten. (9/30) 16-75-6:14 |
| MOST YARDS: | 97 at Ten. (9/30) 8-97-4:52 | 90 vs. Was. (12/3) 1-90-0:13 |
| MOST TIME: | 11:29 at Was. (12/30) 19-87-11:49 | 8:05 at Dal. (11/9) 13-75-8:05 |

PENALTY BREAKDOWN

| Unit (Yards Lost) | Phi. | Opp. |
|-----------------------------|-----------|-----------|
| Total Penalties | 100 (852) | 115 (995) |
| Offensive | 54 (418) | 52 (405) |
| Defensive | 29 (279) | 42 (404) |
| Special Teams | 17 (155) | 21 (181) |
| First Downs Given Up | 22 | 31 |

REPLAY CHALLENGES

| | Challenges | No. Overturned |
|---------------|------------|----------------|
| EAGLES | 6 | 3 |
| Opponents | 1 | 0 |

2018 GAME-BY-GAME STATS



GAME-BY-GAME TEAM STATS

| | First Downs | | | | 3rd Down | | 4th Dn. | | Time | | Total Net Yds | | Rushing | | | Passing | | | Punting | | | Fumble | | | Red Zone | | | TDs | | | | | | | | | |
|---------------------|-------------|------|------|-----|----------|-----|---------|------|------|-------|---------------|-------|---------|-----|-------|---------|-------|-----|---------|-------|-----|--------|------|----|----------|------|------|------|-----|----|----|----|----|----|----|----|---|
| | Total | Rush | Pass | Pen | Conv | Att | Pct | Conv | Att | Pos | Plays | Yards | Avg | Att | Yards | Sacks | Gross | Att | Comp | Pct | INT | No | Lost | No | TD | FG | Rush | Pass | Ret | | | | | | | | |
| 9/6 Atl | 18 | 7 | 6 | 5 | 8 | 16 | .500 | 0 | 0 | 32:10 | 64 | 232 | 3.6 | 27 | 113 | 4.2 | 119 | 2 | 13 | 132 | 35 | 20 | .571 | 1 | 6 | 52.2 | 47.0 | 11 | 101 | 2 | 1 | 3 | 2 | 1 | 2 | 0 | 0 |
| 9/16 at TB | 24 | 8 | 14 | 2 | 5 | 15 | .333 | 3 | 5 | 35:39 | 75 | 412 | 5.5 | 24 | 91 | 3.8 | 321 | 3 | 13 | 334 | 48 | 35 | .729 | 0 | 5 | 56.0 | 46.2 | 6 | 55 | 2 | 2 | 3 | 3 | 0 | 2 | 1 | 0 |
| 9/23 Ind | 26 | 10 | 12 | 4 | 6 | 14 | .426 | 0 | 0 | 40:12 | 77 | 379 | 4.9 | 35 | 152 | 4.3 | 227 | 5 | 28 | 255 | 37 | 25 | .676 | 1 | 3 | 42.7 | 42.0 | 10 | 110 | 4 | 1 | 4 | 2 | 2 | 1 | 1 | 0 |
| 9/30 at Ten | 25 | 6 | 18 | 1 | 5 | 15 | .333 | 0 | 0 | 34:25 | 76 | 432 | 5.7 | 22 | 117 | 5.3 | 315 | 4 | 33 | 348 | 50 | 33 | .660 | 0 | 6 | 51.3 | 40.0 | 8 | 77 | 3 | 1 | 4 | 1 | 3 | 0 | 2 | 0 |
| 10/7 Min | 21 | 4 | 15 | 2 | 2 | 9 | .222 | 1 | 1 | 27:13 | 55 | 364 | 6.6 | 17 | 81 | 4.8 | 283 | 3 | 28 | 311 | 35 | 24 | .686 | 0 | 4 | 46.8 | 41.3 | 8 | 52 | 2 | 2 | 5 | 2 | 2 | 0 | 2 | 0 |
| 10/11 at NYG | 23 | 5 | 15 | 3 | 9 | 16 | .563 | 0 | 0 | 32:30 | 68 | 379 | 5.6 | 31 | 108 | 3.5 | 271 | 1 | 7 | 278 | 36 | 26 | .722 | 0 | 5 | 48.0 | 48.0 | 4 | 25 | 3 | 0 | 6 | 4 | 2 | 1 | 3 | 0 |
| 10/21 Car | 21 | 6 | 14 | 1 | 3 | 12 | .250 | 3 | 4 | 35:17 | 65 | 342 | 5.3 | 24 | 58 | 2.4 | 284 | 4 | 26 | 310 | 37 | 30 | .811 | 0 | 3 | 45.0 | 41.0 | 4 | 35 | 3 | 1 | 4 | 2 | 0 | 0 | 2 | 0 |
| 10/28 at Jax (Lon.) | 22 | 7 | 15 | 0 | 7 | 12 | .583 | 0 | 0 | 32:38 | 62 | 395 | 6.4 | 28 | 133 | 4.8 | 262 | 4 | 24 | 286 | 30 | 21 | .700 | 1 | 3 | 51.7 | 41.3 | 4 | 36 | 1 | 1 | 2 | 1 | 1 | 0 | 3 | 0 |
| 11/11 Dal | 23 | 3 | 20 | 0 | 4 | 10 | .400 | 0 | 2 | 26:38 | 62 | 421 | 6.8 | 16 | 71 | 4.4 | 350 | 2 | 10 | 360 | 44 | 32 | .727 | 1 | 2 | 44.0 | 44.0 | 0 | 0 | 2 | 0 | 3 | 2 | 1 | 0 | 2 | 0 |
| 11/18 at NO | 13 | 2 | 9 | 2 | 3 | 10 | .300 | 0 | 2 | 22:26 | 48 | 196 | 4.1 | 12 | 58 | 4.8 | 138 | 3 | 18 | 156 | 33 | 19 | .576 | 3 | 4 | 39.8 | 36.5 | 6 | 49 | 0 | 0 | 1 | 0 | 0 | 1 | 0 | 0 |
| 11/25 NYG | 19 | 6 | 11 | 2 | 3 | 11 | .273 | 1 | 1 | 32:38 | 60 | 341 | 5.7 | 29 | 127 | 4.4 | 214 | 3 | 22 | 236 | 28 | 20 | .714 | 0 | 4 | 50.3 | 39.0 | 7 | 46 | 0 | 0 | 3 | 2 | 1 | 1 | 1 | 0 |
| 12/3 Was | 28 | 8 | 18 | 2 | 7 | 13 | .538 | 0 | 1 | 39:19 | 72 | 436 | 6.1 | 33 | 130 | 3.9 | 306 | 0 | 0 | 306 | 39 | 27 | .692 | 1 | 2 | 46.5 | 46.0 | 5 | 38 | 3 | 0 | 5 | 3 | 0 | 1 | 2 | 0 |
| 12/9 at Dal | 16 | 1 | 12 | 3 | 1 | 9 | .111 | 1 | 1 | 22:32 | 48 | 256 | 5.3 | 14 | 34 | 2.4 | 222 | 2 | 6 | 228 | 32 | 22 | .688 | 0 | 6 | 46.0 | 43.5 | 5 | 49 | 1 | 1 | 4 | 3 | 1 | 0 | 3 | 0 |
| 12/16 at LAR | 17 | 7 | 9 | 1 | 4 | 13 | .308 | 0 | 1 | 31:36 | 61 | 381 | 6.2 | 30 | 111 | 3.7 | 270 | 0 | 0 | 270 | 31 | 24 | .774 | 1 | 3 | 51.7 | 52.3 | 6 | 49 | 0 | 0 | 5 | 3 | 1 | 3 | 0 | 0 |
| 12/23 Hou | 25 | 4 | 18 | 3 | 9 | 16 | .563 | 4 | 4 | 33:45 | 73 | 519 | 7.1 | 22 | 57 | 2.6 | 462 | 1 | 9 | 471 | 50 | 35 | .700 | 1 | 2 | 48.0 | 34.0 | 11 | 105 | 3 | 2 | 2 | 1 | 1 | 0 | 4 | 0 |
| 12/30 at Was | 25 | 10 | 15 | 0 | 8 | 14 | .571 | 1 | 1 | 43:19 | 71 | 360 | 5.1 | 34 | 129 | 3.8 | 231 | 3 | 12 | 243 | 34 | 29 | .853 | 1 | 3 | 41.0 | 34.3 | 5 | 25 | 1 | 0 | 3 | 2 | 1 | 0 | 3 | 0 |
| Totals | 346 | 94 | 221 | 31 | 84 | 205 | .410 | 14 | 23 | 32:03 | 1,037 | 5,845 | 5.6 | 398 | 1,570 | 3.9 | 4,275 | 40 | 249 | 4,524 | 599 | 422 | .705 | 11 | 61 | 48.1 | 42.7 | 100 | 852 | 30 | 12 | 57 | 33 | 17 | 12 | 29 | 0 |

98.1 267.2

365.3

| | First Downs | | | | 3rd Down | | 4th Dn. | | Time | | Total Net Yds | | Rushing | | | Passing | | | Punting | | | Fumble | | | Red Zone | | | TDs | | | | | | | | | |
|---------------------|-------------|------|------|-----|----------|-----|---------|------|------|-------|---------------|-------|---------|-----|-------|---------|-------|-----|---------|-------|-----|--------|------|----|----------|------|------|------|-----|----|---|----|----|----|----|----|---|
| | Total | Rush | Pass | Pen | Conv | Att | Pct | Conv | Att | Pos | Plays | Yards | Avg | Att | Yards | Sacks | Gross | Att | Comp | Pct | INT | No | Lost | No | TD | FG | Rush | Pass | Ret | | | | | | | | |
| 9/6 Atl | 16 | 4 | 9 | 3 | 4 | 15 | .267 | 0 | 1 | 27:50 | 65 | 299 | 4.6 | 18 | 74 | 4.1 | 225 | 4 | 26 | 251 | 43 | 21 | .488 | 1 | 6 | 47.7 | 42.8 | 15 | 135 | 1 | 0 | 5 | 1 | 1 | 1 | 0 | 0 |
| 9/16 at TB | 18 | 1 | 17 | 0 | 4 | 10 | .400 | 0 | 0 | 24:21 | 58 | 436 | 7.5 | 23 | 43 | 1.9 | 393 | 2 | 9 | 402 | 33 | 27 | .818 | 1 | 6 | 43.3 | 41.2 | 4 | 44 | 1 | 1 | 2 | 2 | 0 | 0 | 4 | 0 |
| 9/23 Ind | 14 | 3 | 9 | 2 | 2 | 12 | .167 | 1 | 2 | 19:48 | 56 | 209 | 3.7 | 13 | 68 | 5.2 | 141 | 2 | 23 | 164 | 41 | 25 | .610 | 0 | 5 | 44.4 | 43.6 | 11 | 77 | 0 | 0 | 5 | 1 | 3 | 0 | 1 | 0 |
| 9/30 at Ten | 22 | 3 | 16 | 3 | 5 | 16 | .313 | 3 | 3 | 35:30 | 68 | 397 | 5.8 | 22 | 70 | 3.2 | 327 | 3 | 17 | 344 | 43 | 30 | .698 | 1 | 5 | 50.8 | 36.4 | 4 | 30 | 1 | 0 | 4 | 3 | 1 | 1 | 2 | 0 |
| 10/7 Min | 19 | 5 | 13 | 1 | 4 | 11 | .364 | 0 | 0 | 32:47 | 61 | 375 | 6.1 | 23 | 77 | 3.3 | 298 | 1 | 3 | 301 | 37 | 30 | .811 | 0 | 2 | 39.0 | 39.0 | 4 | 23 | 2 | 1 | 4 | 1 | 2 | 0 | 1 | 1 |
| 10/11 at NYG | 17 | 5 | 11 | 1 | 4 | 14 | .286 | 0 | 1 | 27:30 | 64 | 401 | 6.3 | 17 | 147 | 8.6 | 254 | 4 | 27 | 281 | 43 | 24 | .558 | 1 | 5 | 50.6 | 41.2 | 5 | 61 | 2 | 0 | 3 | 0 | 2 | 1 | 0 | 0 |
| 10/21 Car | 19 | 6 | 13 | 0 | 5 | 11 | .455 | 1 | 1 | 24:43 | 58 | 371 | 6.4 | 17 | 121 | 7.1 | 250 | 2 | 19 | 269 | 39 | 25 | .641 | 0 | 5 | 41.8 | 35.0 | 5 | 78 | 0 | 0 | 3 | 3 | 0 | 1 | 2 | 0 |
| 10/28 at Jax (Lon.) | 16 | 5 | 10 | 1 | 6 | 14 | .429 | 1 | 2 | 27:22 | 62 | 335 | 5.4 | 17 | 70 | 4.1 | 265 | 4 | 21 | 286 | 41 | 24 | .585 | 0 | 2 | 48.0 | 48.0 | 5 | 45 | 2 | 1 | 3 | 1 | 2 | 0 | 1 | 0 |
| 11/11 Dal | 23 | 9 | 14 | 0 | 8 | 16 | .500 | 1 | 1 | 33:22 | 68 | 410 | 6.0 | 28 | 171 | 6.1 | 239 | 4 | 31 | 270 | 36 | 26 | .722 | 0 | 4 | 40.8 | 36.0 | 5 | 37 | 2 | 0 | 5 | 3 | 2 | 2 | 1 | 0 |
| 11/18 at NO | 28 | 6 | 21 | 1 | 6 | 11 | .545 | 1 | 1 | 37:34 | 69 | 546 | 7.9 | 37 | 173 | 4.7 | 373 | 0 | 0 | 373 | 32 | 23 | .719 | 0 | 2 | 49.5 | 50.5 | 8 | 69 | 0 | 0 | 5 | 4 | 1 | 2 | 4 | 0 |
| 11/25 NYG | 18 | 4 | 14 | 0 | 5 | 12 | .417 | 0 | 0 | 27:22 | 57 | 402 | 7.1 | 18 | 126 | 7.0 | 276 | 2 | 21 | 297 | 37 | 26 | .703 | 1 | 3 | 44.3 | 43.0 | 11 | 91 | 1 | 0 | 3 | 1 | 2 | 1 | 1 | 0 |
| 12/3 Was | 10 | 4 | 4 | 2 | 2 | 10 | .200 | 0 | 0 | 20:41 | 42 | 235 | 5.6 | 14 | 104 | 7.4 | 131 | 3 | 19 | 150 | 25 | 17 | .680 | 1 | 6 | 48.3 | 45.2 | 10 | 69 | 2 | 0 | 1 | 0 | 1 | 1 | 0 | 0 |
| 12/9 at Dal | 32 | 6 | 23 | 3 | 10 | 19 | .526 | 1 | 1 | 45:33 | 93 | 576 | 6.2 | 36 | 142 | 3.9 | 434 | 3 | 21 | 455 | 54 | 42 | .778 | 2 | 2 | 51.0 | 46.5 | 11 | 111 | 2 | 1 | 4 | 1 | 2 | 0 | 3 | 0 |
| 12/16 at LAR | 23 | 5 | 18 | 0 | 4 | 12 | .333 | 0 | 1 | 28:24 | 74 | 413 | 5.6 | 18 | 82 | 4.6 | 325 | 2 | 14 | 339 | 55 | 34 | .618 | 1 | 3 | 51.7 | 52.3 | 5 | 50 | 3 | 2 | 6 | 2 | 3 | 2 | 0 | 0 |
| 12/23 Hou | 25 | 4 | 17 | 4 | 3 | 10 | .300 | 0 | 1 | 26:15 | 63 | 371 | 5.9 | 19 | 62 | 3.3 | 309 | 4 | 30 | 339 | 40 | 29 | .725 | 0 | 4 | 40.3 | 37.5 | 10 | 61 | 2 | 1 | 3 | 2 | 1 | 2 | 2 | 0 |
| 12/30 at Was | 8 | 1 | 6 | 1 | 0 | 9 | .000 | 2 | 4 | 16:41 | 44 | 89 | 2.0 | 12 | 21 | 1.8 | 68 | 4 | 30 | 98 | 28 | 13 | .464 | 1 | 5 | 44.8 | 44.4 | 2 | 15 | 1 | 0 | 0 | 0 | 0 | 0 | 0 | |
| Totals | 308 | 71 | 215 | 22 | 72 | 202 | .356 | 11 | 19 | 27:57 | 1,002 | 5,865 | 5.9 | 332 | 1,551 | 4.7 | 4,308 | 44 | 311 | 4,619 | 627 | 416 | .663 | 10 | 65 | 46.1 | 42.2 | 115 | 996 | 22 | 7 | 56 | 25 | 23 | 14 | 22 | 1 |

919.9 269.3

366.6

2018 GAME-BY-GAME LEADERS



EAGLES INDIVIDUAL LEADERS

| Date | Opp | Pass Yds. | Rushing Yds. | Receptions | Receiving Yds. | Touchdowns | Sacks | Tackles |
|-------|---------|---------------|------------------|---------------|-----------------|-----------------|-----------------|----------------|
| 9/6 | vs. Atl | N.Foles - 117 | J.Ajayi - 62 | N.Agholor - 8 | Z.Ertz - 48 | J.Ajayi - 2 | 2 Players - 1.5 | R.McLeod - 10 |
| 9/16 | at TB | N.Foles - 334 | C.Clement - 30 | Z.Ertz - 11 | Z.Ertz - 94 | 3 Players - 1 | 2 Players - 1.0 | J.Hicks - 10 |
| 9/23 | vs. Ind | C.Wentz - 255 | 2 Players - 56 | D.Goedert - 7 | 2 Players - 73 | 2 Players - 1 | D.Barnett - 1.5 | J.Hicks - 8 |
| 9/30 | at Ten | C.Wentz - 348 | J.Ajayi - 70 | Z.Ertz - 10 | Z.Ertz - 112 | 2 Players - 1 | 3 Players - 1.0 | C.Graham - 16 |
| 10/7 | vs. Min | C.Wentz - 311 | J.Ajayi - 29 | Z.Ertz - 10 | Z.Ertz - 110 | 2 Players - 1 | B.Graham - 1.0 | 4 Players - 9 |
| 10/11 | at NYG | C.Wentz - 278 | W.Smallwood - 51 | A.Jeffery - 8 | N.Agholor - 91 | A.Jeffery - 2 | 4 Players - 1.0 | M.Jenkins - 10 |
| 10/21 | vs. Car | C.Wentz - 310 | W.Smallwood - 32 | Z.Ertz - 9 | Z.Ertz - 138 | 2 Players - 1 | M.Bennett - 1.0 | M.Jenkins - 10 |
| 10/28 | at Jax | C.Wentz - 286 | J.Adams - 61 | 3 Players - 4 | J.Matthews - 93 | 3 Players - 1 | C.Long - 2.0 | J.Hicks - 12 |
| 11/11 | vs. Dal | C.Wentz - 360 | J.Adams - 47 | Z.Ertz - 14 | Z.Ertz - 145 | Z.Ertz - 2 | M.Bennett - 2.0 | M.Jenkins - 13 |
| 11/18 | at NO | C.Wentz - 156 | J.Adams - 53 | G.Tate - 5 | G.Tate - 48 | J.Adams - 1 | NONE | 2 Players - 10 |
| 11/25 | vs. NYG | C.Wentz - 236 | J.Adams - 84 | Z.Ertz - 7 | Z.Ertz - 91 | 2 Players - 1 | 2 Players - 1.0 | 2 Players - 9 |
| 12/3 | vs. Was | C.Wentz - 306 | J.Adams - 85 | Z.Ertz - 9 | G.Tate - 85 | 3 Players - 1 | 3 Players - 1.0 | R.Douglas - 8 |
| 12/9 | at Dal | C.Wentz - 228 | J.Adams - 36 | A.Jeffery - 6 | A.Jeffery - 50 | 3 Players - 1 | 2 Players - 1.5 | C.Graham - 14 |
| 12/16 | at LAR | N.Foles - 270 | W.Smallwood - 48 | A.Jeffery - 8 | A.Jeffery - 160 | W.Smallwood - 2 | 2 Players - 1.0 | M.Jenkins - 14 |
| 12/23 | vs. Hou | N.Foles - 471 | D.Sproles - 32 | Z.Ertz - 12 | N.Agholor - 116 | Z.Ertz - 2 | C.Long - 2.0 | R.Douglas - 11 |
| 12/30 | at Was | N.Foles - 221 | W.Smallwood - 53 | 2 Players - 5 | A.Jeffery - 59 | N.Agholor - 2 | F.Cox - 3.0 | R.Douglas - 5 |

OPPONENT INDIVIDUAL LEADERS

| Date | Opp | Pass Yds. | Rushing Yds. | Receptions | Receiving Yds. | Touchdowns | Sacks | Tackles |
|-------|---------|---------------------|-----------------|----------------|-----------------|-----------------|-----------------|--------------------|
| 9/6 | vs. Atl | M.Ryan - 251 | D.Freeman - 36 | J.Jones - 10 | J.Jones - 169 | T.Coleman - 1 | 2 Players - 1.0 | D.Jones - 9 |
| 9/16 | at TB | R.Fitzpatrick - 402 | P.Barber - 22 | M.Evans - 10 | D.Jackson - 129 | 4 Players - 1 | 3 Players - 1.0 | L.David - 9 |
| 9/23 | vs. Ind | A.Luck - 164 | A.Luck - 33 | 3 Players - 5 | T.Hilton - 50 | R.Grant - 1 | D.Leonard - 2.0 | D.Leonard - 13 |
| 9/30 | at Ten | M.Mariota - 344 | M.Mariota - 46 | 2 Players - 9 | C.Davis - 161 | 3 Players - 1 | 4 Players - 1.0 | K.Byard - 11 |
| 10/7 | vs. Min | K.Cousins - 301 | L.Murray - 42 | S.Diggs - 10 | A.Thielen - 116 | 2 Players - 1 | 3 Players - 1.0 | 2 Players - 6 |
| 10/11 | at NYG | E.Manning - 281 | S.Barkley - 130 | S.Barkley - 9 | S.Barkley - 99 | S.Barkley - 1 | O.Vernon - 1.0 | L.Collins - 10 |
| 10/21 | vs. Car | C.Newton - 269 | C.Newton - 49 | 2 Players - 6 | D.Funchess - 62 | 3 Players - 1 | 3 Players - 1.0 | L.Kuechly - 14 |
| 10/28 | at Jax. | B.Bortles - 286 | B.Bortles - 43 | T.Yeldon - 7 | T.Yeldon - 83 | D.Westbrook - 1 | 4 Players - 1.0 | Tel.Smith - 8 |
| 11/11 | vs. Dal | D.Prescott - 270 | E.Elliott - 151 | 2 Players - 6 | A.Cooper - 75 | E.Elliott - 2 | 2 Players - 1.0 | L.Vander Esch - 13 |
| 11/18 | at NO | D.Brees - 363 | M.Ingram - 103 | T.Smith - 10 | T.Smith - 157 | M.Ingram - 2 | 3 Players - 1.0 | M.Lattimore - 4 |
| 11/25 | vs. NYG | E.Manning - 297 | S.Barkley - 101 | S.Barkley - 7 | O.Beckham - 85 | S.Barkley - 2 | 3 Players - 1.0 | L.Collins - 9 |
| 12/3 | vs. Was | M.Sanchez - 100 | A.Peterson - 98 | 2 Players - 4 | J.Doctson - 51 | A.Peterson - 1 | NONE | 2 Players - 9 |
| 12/9 | at Dal | D.Prescott - 455 | E.Elliott - 113 | E.Elliott - 12 | A.Cooper - 217 | A.Cooper - 3 | 2 Players - 1.0 | J.Smith - 9 |
| 12/16 | at LAR | J.Goff - 339 | T.Gurley - 48 | T.Gurley - 10 | T.Gurley - 76 | T.Gurley - 2 | NONE | J.Johnson - 14 |
| 12/23 | vs. Hou | D.Watson - 339 | D.Watson - 49 | D.Hopkins - 9 | D.Hopkins - 104 | D.Watson - 2 | J.Clowney - 1.0 | Z.Cunningham - 12 |
| 12/30 | at Was | J.Johnson - 91 | C.Thompson - 10 | C.Thompson - 5 | J.Doctson - 33 | NONE | 3 Players - 1.0 | Z.Brown - 11 |

2018 THIRD-DOWN EFFICIENCY



EAGLES THIRD-AND...

| Date | Opponent | 1 | 2 | 3 | 4 | 5 | 6 | 7 | 8 | 9 | 10+ | Total |
|----------------|----------|--------------|--------------|--------------|-------------|-------------|-------------|-------------|-------------|-------------|-------------|---------------|
| 9/6 | vs. Atl | 3-3 | 1-1 | 0-1 | 0-1 | 1-2 | 0-1 | 1-1 | 2-2 | 0-1 | 0-3 | 8-16 |
| 9/16 | at TB | 1-1 | 1-2 | 0-1 | 1-2 | 0-0 | 0-0 | 2-2 | 0-2 | 0-0 | 0-5 | 5-15 |
| 9/23 | vs. Ind | 1-1 | 1-2 | 0-0 | 1-2 | 1-1 | 1-2 | 0-0 | 0-0 | 1-2 | 0-4 | 6-14 |
| 9/30 | at Ten | 0-0 | 0-0 | 1-3 | 2-3 | 0-0 | 1-2 | 0-0 | 0-0 | 0-1 | 1-6 | 5-15 |
| 10/7 | vs. Min | 1-3 | 0-0 | 0-1 | 0-0 | 0-0 | 0-0 | 1-2 | 0-0 | 0-0 | 0-3 | 2-9 |
| 10/11 | at NYG | 1-1 | 0-1 | 1-1 | 0-2 | 1-3 | 1-1 | 3-3 | 1-1 | 0-0 | 1-3 | 9-16 |
| 10/21 | vs. Car | 0-1 | 1-3 | 1-2 | 0-0 | 0-2 | 1-1 | 0-0 | 0-0 | 0-0 | 0-3 | 3-12 |
| 10/28 | at Jax | 0-0 | 1-1 | 2-2 | 0-0 | 0-0 | 1-1 | 0-1 | 0-0 | 1-2 | 2-5 | 7-12 |
| 11/11 | vs. Dal | 2-3 | 0-1 | 0-0 | 0-0 | 0-1 | 0-0 | 0-1 | 0-0 | 0-1 | 2-3 | 4-10 |
| 11/18 | at NO | 0-0 | 1-1 | 1-2 | 0-2 | 1-2 | 0-2 | 0-0 | 0-0 | 0-0 | 0-1 | 3-10 |
| 11/25 | vs. NYG | 0-1 | 0-1 | 1-1 | 0-1 | 0-0 | 0-1 | 0-1 | 1-1 | 1-1 | 0-3 | 3-11 |
| 12/3 | vs. Was | 2-2 | 0-0 | 0-1 | 2-3 | 1-1 | 0-0 | 0-1 | 0-1 | 2-2 | 0-2 | 7-13 |
| 12/9 | at Dal | 0-1 | 0-0 | 0-1 | 1-2 | 0-0 | 0-1 | 0-0 | 0-2 | 0-1 | 0-1 | 1-9 |
| 12/16 | at LAR | 0-0 | 1-1 | 0-1 | 1-1 | 1-3 | 1-1 | 0-0 | 0-1 | 0-0 | 0-5 | 4-13 |
| 12/23 | vs. Hou | 1-3 | 0-0 | 4-5 | 0-0 | 0-0 | 1-1 | 0-0 | 1-1 | 0-0 | 2-6 | 9-16 |
| 12/30 | at Was | 1-1 | 3-3 | 1-2 | 1-1 | 0-2 | 1-1 | 0-0 | 1-2 | 0-0 | 0-2 | 8-14 |
| Totals: | | 13-21 | 10-17 | 12-24 | 8-20 | 6-17 | 8-15 | 7-12 | 6-13 | 5-12 | 8-55 | 84-205 |
| | | 61.9 | 58.8 | 50.0 | 40.0 | 35.3 | 53.3 | 58.3 | 46.2 | 41.7 | 14.5 | 41.0 |

OPPONENTS THIRD-AND...

| Date | Opponent | 1 | 2 | 3 | 4 | 5 | 6 | 7 | 8 | 9 | 10+ | Total |
|----------------|----------|--------------|-------------|--------------|-------------|-------------|-------------|-------------|-------------|-------------|-------------|---------------|
| 9/6 | vs. Atl | 0-1 | 0-0 | 0-3 | 0-0 | 1-1 | 0-1 | 0-0 | 1-2 | 0-0 | 2-7 | 4-15 |
| 9/16 | at TB | 0-0 | 1-1 | 1-1 | 0-0 | 1-2 | 0-0 | 1-1 | 0-0 | 0-0 | 0-5 | 4-10 |
| 9/23 | vs. Ind | 0-0 | 0-0 | 0-1 | 0-1 | 0-1 | 0-1 | 0-2 | 1-3 | 1-2 | 0-1 | 2-12 |
| 9/30 | at Ten | 2-3 | 0-0 | 1-2 | 0-2 | 1-1 | 0-0 | 0-1 | 0-1 | 0-0 | 1-6 | 5-16 |
| 10/7 | vs. Min | 3-3 | 0-1 | 0-1 | 0-1 | 0-0 | 0-0 | 0-1 | 1-1 | 0-0 | 0-3 | 4-11 |
| 10/11 | at NYG | 1-1 | 0-0 | 1-2 | 0-1 | 1-2 | 0-0 | 0-1 | 0-1 | 0-0 | 1-6 | 4-14 |
| 10/21 | vs. Car | 2-2 | 1-1 | 1-1 | 0-0 | 0-1 | 1-1 | 0-0 | 0-0 | 0-0 | 0-5 | 5-11 |
| 10/28 | at Jax | 0-2 | 2-3 | 0-0 | 1-1 | 0-0 | 0-1 | 3-3 | 0-1 | 0-0 | 0-3 | 6-14 |
| 11/11 | vs. Dal | 1-1 | 3-4 | 0-0 | 0-1 | 0-0 | 1-1 | 1-2 | 1-2 | 0-1 | 1-4 | 8-16 |
| 11/18 | at NO | 0-1 | 1-1 | 3-3 | 0-1 | 1-1 | 0-1 | 0-0 | 0-0 | 1-1 | 0-2 | 6-11 |
| 11/25 | vs. NYG | 0-0 | 0-0 | 1-1 | 0-1 | 0-0 | 1-2 | 0-1 | 2-2 | 1-1 | 0-4 | 5-12 |
| 12/3 | vs. Was | 0-0 | 0-0 | 0-0 | 0-0 | 0-1 | 0-0 | 2-2 | 0-0 | 0-0 | 0-7 | 2-10 |
| 12/9 | at Dal | 1-2 | 1-1 | 2-3 | 1-1 | 0-0 | 1-2 | 2-2 | 0-1 | 1-1 | 0-5 | 9-18 |
| 12/16 | at LAR | 2-3 | 0-1 | 1-1 | 0-0 | 0-1 | 0-0 | 0-0 | 0-0 | 0-0 | 1-6 | 4-12 |
| 12/23 | vs. Hou | 0-1 | 0-1 | 0-0 | 0-0 | 0-0 | 0-1 | 0-0 | 0-0 | 0-0 | 3-7 | 3-10 |
| 12/30 | at Was | 0-0 | 0-2 | 0-2 | 0-0 | 0-0 | 0-1 | 0-0 | 0-0 | 0-0 | 0-4 | 0-9 |
| Totals: | | 12-20 | 9-16 | 11-21 | 2-10 | 5-11 | 4-12 | 9-16 | 6-14 | 4-6 | 9-75 | 71-201 |
| | | 60.0 | 56.3 | 52.4 | 20.0 | 45.5 | 33.3 | 56.3 | 42.9 | 66.7 | 12.0 | 35.3 |

2018 DRIVE EFFICIENCY



EAGLES GAME-BY-GAME DRIVES

| Date | Opponent | Quarterback | Drives | Drives Ended By... | | | | | | | | | Points Yielded | Points Per Drive | Drive Efficiency |
|---------------|----------|---------------------|------------|--------------------|-----------|----------|-----------|----------|-----------|-----------|----------|-----------|----------------|------------------|------------------|
| | | | | TD | FG | MFG | Punt | Down | INT | FUM | Safety | Clock | | | |
| 9/6 | vs. Atl | Foles | 11 | 2 | 1 | 0 | 6 | 0 | 1 | 0 | 0 | 1 | 18 | 1.64 | 27.3 |
| 9/16 | at TB | Foles | 13 | 3 | 0 | 1 | 5 | 2 | 0 | 2 | 0 | 0 | 21 | 1.62 | 23.1 |
| 9/23 | vs. Ind | Wentz | 11 | 2 | 2 | 1 | 3 | 0 | 1 | 1 | 0 | 1 | 20 | 1.82 | 36.4 |
| 9/30 | at Ten | Wentz | 12 | 2 | 3 | 0 | 6 | 0 | 0 | 1 | 0 | 0 | 23 | 1.92 | 41.7 |
| 10/7 | vs. Min | Wentz | 11 | 2 | 2 | 0 | 4 | 0 | 0 | 2 | 0 | 1 | 21 | 1.91 | 36.4 |
| 10/11 | at NYG | Wentz | 12 | 4 | 2 | 1 | 5 | 0 | 0 | 0 | 0 | 0 | 34 | 2.83 | 50.0 |
| 10/21 | vs. Car | Wentz | 9 | 2 | 1 | 1 | 3 | 0 | 0 | 1 | 0 | 1 | 17 | 1.89 | 33.3 |
| 10/28 | at Jax | Wentz | 10 | 3 | 1 | 0 | 3 | 0 | 1 | 1 | 0 | 1 | 24 | 2.40 | 40.0 |
| 11/11 | vs. Dal | Wentz | 11 | 2 | 2 | 0 | 2 | 2 | 1 | 0 | 0 | 2 | 20 | 1.82 | 36.4 |
| 11/18 | at NO | Wentz | 11 | 1 | 0 | 0 | 4 | 2 | 3 | 0 | 0 | 1 | 7 | 0.64 | 9.1 |
| 11/25 | vs. NYG | Wentz | 10 | 2 | 3 | 0 | 4 | 0 | 0 | 0 | 0 | 1 | 25 | 2.50 | 50.0 |
| 12/3 | vs. Was | Wentz | 11 | 3 | 2 | 0 | 2 | 1 | 1 | 0 | 0 | 2 | 28 | 2.55 | 45.5 |
| 12/9 | at Dal | Wentz | 11 | 3 | 1 | 0 | 6 | 0 | 0 | 1 | 0 | 0 | 23 | 2.09 | 36.4 |
| 12/16 | at LAR | Foles | 12 | 3 | 3 | 1 | 3 | 1 | 1 | 0 | 0 | 0 | 30 | 2.50 | 50.0 |
| 12/23 | vs. Hou | Foles | 12 | 4 | 2 | 0 | 2 | 0 | 1 | 2 | 0 | 1 | 32 | 2.67 | 50.0 |
| 12/30 | at Was | Foles | 7 | 2 | 1 | 0 | 3 | 0 | 1 | 0 | 0 | 0 | 17 | 2.43 | 42.9 |
| | | Sudfeld | 2 | 1 | 0 | 0 | 0 | 0 | 0 | 0 | 0 | 1 | 7 | 3.50 | 50.0 |
| | | TOTAL at Was | 9 | 3 | 1 | 0 | 3 | 0 | 1 | 0 | 0 | 1 | 24 | 2.67 | 44.4 |
| SEASON TOTALS | | | | | | | | | | | | | | | |
| | | Wentz | 119 | 26 | 19 | 3 | 42 | 5 | 7 | 7 | 0 | 10 | 242 | 2.03 | 37.8 |
| | | Foles | 55 | 14 | 7 | 2 | 19 | 3 | 4 | 4 | 0 | 2 | 118 | 2.15 | 38.2 |
| | | Sudfeld | 2 | 1 | 0 | 0 | 0 | 0 | 0 | 0 | 0 | 1 | 7 | 3.50 | 50.0 |
| | | TEAM | 176 | 41 | 26 | 5 | 61 | 8 | 11 | 11 | 0 | 13 | 367 | 2.09 | 38.1 |

OPPONENTS GAME-BY-GAME DRIVES

| Date | Opponent | Quarterback | Drives | Drives Ended By... | | | | | | | | | Points Yielded | Points Per Drive | Drive Efficiency |
|---------------|----------|----------------------|------------|--------------------|-----------|----------|-----------|----------|-----------|----------|----------|-----------|----------------|------------------|------------------|
| | | | | TD | FG | MFG | Punt | Down | INT | FUM | Safety | Clock | | | |
| 9/6 | vs. Atl | Ryan | 12 | 1 | 2 | 0 | 6 | 1 | 1 | 0 | 0 | 1 | 12 | 1.00 | 25.0 |
| 9/16 | at TB | Fitzpatrick | 13 | 4 | 0 | 0 | 6 | 0 | 1 | 1 | 0 | 1 | 27 | 2.08 | 30.8 |
| 9/23 | vs. Ind | Luck | 11 | 1 | 3 | 0 | 5 | 1 | 0 | 0 | 0 | 1 | 16 | 1.45 | 36.4 |
| 9/30 | at Ten | Mariota | 12 | 3 | 2 | 0 | 5 | 0 | 1 | 0 | 0 | 1 | 26 | 2.17 | 41.7 |
| 10/7 | vs. Min | Cousins | 10 | 1 | 3 | 2 | 2 | 0 | 0 | 1 | 0 | 1 | 16 | 1.60 | 40.0 |
| 10/11 | at NYG | Manning | 13 | 1 | 2 | 1 | 5 | 1 | 1 | 0 | 0 | 2 | 13 | 1.00 | 23.1 |
| 10/21 | vs. Car | Newton | 9 | 3 | 0 | 0 | 5 | 0 | 0 | 0 | 0 | 1 | 21 | 2.33 | 33.3 |
| 10/28 | at Jax | Bortles | 10 | 1 | 4 | 0 | 2 | 1 | 0 | 1 | 0 | 1 | 18 | 1.80 | 50.0 |
| 11/11 | vs. Dal | Prescott | 10 | 3 | 2 | 1 | 4 | 0 | 0 | 0 | 0 | 0 | 27 | 2.70 | 50.0 |
| 11/18 | at NO | Brees | 9 | 6 | 2 | 0 | 1 | 0 | 0 | 0 | 0 | 0 | 48 | 5.33 | 88.9 |
| | | Bridgewater | 2 | 0 | 0 | 0 | 1 | 0 | 0 | 0 | 0 | 1 | 0 | 0.0 | 0.0 |
| | | TOTAL at NO | 11 | 6 | 2 | 0 | 2 | 0 | 0 | 0 | 0 | 1 | 48 | 4.36 | 72.7 |
| 11/25 | vs. NYG | Manning | 10 | 2 | 3 | 0 | 3 | 0 | 1 | 0 | 0 | 1 | 22 | 2.20 | 50.0 |
| 12/3 | vs. Was | Sanchez | 8 | 1 | 1 | 0 | 5 | 0 | 1 | 0 | 0 | 0 | 10 | 1.25 | 25.0 |
| | | McCoy | 2 | 0 | 1 | 0 | 1 | 0 | 0 | 0 | 0 | 0 | 3 | 1.50 | 50.0 |
| | | TOTAL vs. Was | 10 | 1 | 2 | 0 | 6 | 0 | 1 | 0 | 0 | 0 | 13 | 1.30 | 30.0 |
| 12/9 | at Dal | Prescott | 13 | 3 | 3 | 1 | 2 | 0 | 2 | 1 | 0 | 1 | 29 | 2.23 | 46.2 |
| 12/16 | at LAR | Goff | 12 | 2 | 3 | 0 | 3 | 1 | 1 | 1 | 0 | 1 | 23 | 1.92 | 41.7 |
| 12/23 | vs. Hou | Watson | 11 | 4 | 1 | 0 | 4 | 1 | 0 | 1 | 0 | 0 | 30 | 2.73 | 45.5 |
| 12/30 | at Was | Johnson | 9 | 0 | 0 | 0 | 5 | 2 | 1 | 0 | 0 | 1 | 0 | 0.00 | 0.00 |
| SEASON TOTALS | | | | | | | | | | | | | | | |
| | | OPPONENTS | 176 | 36 | 32 | 5 | 65 | 8 | 10 | 6 | 0 | 14 | 341 | 1.94 | 38.6 |

2018 TURNOVER BREAKDOWN



TAKEAWAYS

| Date | Opponent | Turnover | Starting L.O.S. | Point of Turnover | Resulting L.O.S | Quarter | Result (Points) |
|-------|----------|---|-----------------|-------------------|-----------------|---------|------------------|
| 9/6 | vs. Atl | *R.Douglas INT (M.Ryan) | PHI 15 | PHI 4 | PHI 4 | 4 | Interception (0) |
| 9/16 | at TB | R.Darby INT (R.Fitzpatrick) | TB 47 | PHI 37 | TB 47 | 1 | Punt (0) |
| | | J.Hicks FR (M.Jenkins FF of M.Evans) | TB 49 | PHI 30 | PHI 43 | 4 | Downs (0) |
| 9/23 | vs. Ind | NONE | | | | | |
| 9/30 | at Ten | A.Maddox INT (M.Mariota) | TEN 20 | TEN 40 | TEN 17 | 2 | Field Goal (3) |
| 10/7 | vs. Min | N.Bradham FR (K.Cousins FUM, aborted) | MIN 42 | MIN 30 | MIN 30 | 4 | Punt (0) |
| 10/11 | at NYG | K.Grugier-Hill INT (E.Manning) | NYG 33 | NYG 40 | NYG 16 | 1 | Touchdown (7) |
| 10/21 | vs. Car | NONE | | | | | |
| 10/28 | at Jax | M.Jenkins FR (A.Maddox FF of K.Cole) | JAX 42 | PHI 45 | PHI 44 | 2 | Touchdown (7) |
| 11/11 | vs. Dal | NONE | | | | | |
| 11/18 | at NO | NONE | | | | | |
| 11/25 | vs. NYG | M.Jenkins INT (E.Manning) | PHI 27 | PHI 2 | PHI 27 | 2 | Clock (0) |
| 12/3 | vs. Was | N.Gerry INT (M.Sanchez) | WAS 32 | WAS 43 | WAS 35 | 4 | Field Goal (3) |
| 12/9 | at Dal | R.Douglas INT (D.Prescott) | PHI 23 | PHI 1 | PHI 18 | 2 | Punt (0) |
| | | C.Graham INT (D.Prescott) | DAL 9 | DAL 31 | DAL 2 | 3 | Touchdown (6) |
| | | B.Graham FR (M.Bennett FF of D.Prescott) | PHI 44 | PHI 45 | PHI 45 | 3 | Field Goal (3) |
| 12/16 | at LAR | A.Maddox INT (J.Goff) | LA 44 | PHI 42 | PHI 42 | 2 | Downs (0) |
| | | C.Graham FR (K.Grugier-Hill FF of J.Goff) | LA 34 | LA 28 | LA 12 | 3 | Touchdown (7) |
| | | (ST) - D.Alexander FR (J.Natson FUM) | PHI 15 | LA 36 | LA 36 | 4 | Missed FG (0) |
| 12/23 | vs. Hou | F.Cox FR (C.Long FF of D.Watson) | PHI 44 | HOU 47 | HOU 44 | 4 | Touchdown (6) |
| 12/30 | at Was | R.Douglas INT (J.Johnson) | WAS 23 | PHI 33 | PHI 30 | 1 | Interception (0) |

Totals: 17 takeaways resulting in 42 points

GIVEAWAYS

| Date | Opponent | Turnover | Starting L.O.S. | Point of Turnover | Resulting L.O.S | Quarter | Result (Points) |
|-------|----------|---|-----------------|-------------------|-----------------|---------|------------------|
| 9/6 | Atl | (ST) - T.Sullivan muffed punt (K.Ishmael FR) | --- | PHI 32 | PHI 32 | 3 | Interception (0) |
| | | N.Foles INT (D.Jones) | PHI 29 | PHI 47 | PHI 27 | 4 | Touchdown (6) |
| 9/16 | at TB | N.Foles FUM (K.Alexander FF, C.Davis FR) | PHI 46 | PHI 47 | PHI 47 | 1 | Interception (0) |
| | | W.Smallwood FUM on lateral (L.David FR) | PHI 21 | PHI 19 | PHI 16 | 4 | Clock (0) |
| 9/23 | vs. Ind | C.Wentz INT (A.Walker) | PHI 25 | PHI 28 | PHI 17 | 3 | Field Goal (3) |
| | | C.Wentz FUM (M.Hunt FF, M.Hunt FR) | PHI 19 | PHI 13 | PHI 13 | 3 | Field Goal (3) |
| 9/30 | at Ten | C.Wentz FUM (H. Landry FF, D.Morgan FR) | PHI 40 | PHI 35 | PHI 35 | 4 | Field Goal (3) |
| 10/7 | vs. Min | +C.Wentz FUM (S.Weatherly FF, L.Joseph FR) | MIN 31 | MIN 36 | --- | 2 | Touchdown (7) |
| | | *J.Ajayi FUM (E.Kendricks FR) | MIN 6 | MIN 5 | MIN 5 | 3 | Field Goal (3) |
| 10/11 | at NYG | NONE | | | | | |
| 10/21 | vs. Car | *C.Wentz FUM (J.Peppers FF, K.Love FR) | CAR 14 | CAR 22 | CAR 22 | 4 | Clock (0) |
| 10/28 | at Jax | C.Wentz FUM (M.Dareus FF, Tel.Smith FR) | JAX 37 | JAX 33 | JAX 28 | 1 | Field Goal (3) |
| | | (TB) - C.Wentz INT (J.Ramsey) | JAX 23 | End Zone | JAX 20 | 1 | Punt (0) |
| 11/11 | vs. Dal | C.Wentz INT (L.Vander Esch) | DAL 44 | DAL 34 | PHI 38 | 1 | Field Goal (3) |
| 11/18 | at NO | C.Wentz INT (M.Lattimore) | PHI 30 | NO 16 | NO 16 | 1 | Touchdown (7) |
| | | C.Wentz INT (C.Banjo) | PHI 39 | NO 17 | NO 17 | 4 | Punt (0) |
| | | * (TB) - C.Wentz INT (C.Banjo) | NO 28 | End Zone | NO 20 | 4 | Clock (0) |
| 11/25 | vs. NYG | NONE | | | | | |
| 12/3 | vs. Was | *C.Wentz INT (J.Norman) | WAS 5 | End Zone | WAS 38 | 3 | Punt (0) |
| 12/9 | at Dal | C.Wentz FUM (T.Crawford FF, M.Collins FR) | DAL 37 | DAL 38 | DAL 38 | 2 | Field Goal (3) |
| 12/16 | at LAR | *N.Foles INT (A.Talib) | LA 18 | LA 5 | LA 35 | 4 | Field Goal (3) |
| 12/23 | vs. Hou | N.Foles FUM (J.Clowney FF, J.Clowney FR) | PHI 14 | PHI 5 | PHI 5 | 2 | Touchdown (6) |
| | | N.Foles INT (B.McKinney) | PHI 44 | PHI 46 | PHI 46 | 3 | Punt (0) |
| | | J.Adams FUM (Z.Cunningham FF, J.Reid FR) | HOU 49 | HOU 45 | HOU 45 | 4 | Touchdown (7) |
| 12/30 | at Was | N.Foles INT (D.Everett) | WAS 23 | WAS 7 | WAS 31 | 1 | Punt (0) |

Totals: 23 giveaways resulting in 57 points

L.O.S. - Line of scrimmage, * - Red zone play, + - Touchdown return, **(ST)** - Special teams play, **(TB)** - Touchback, **(OFF)** - Offensive Recovery

2018 PLAYS OF 20+ YARDS



WEEK 1 - EAGLES VS. FALCONS (9/6)

EAGLES: 0 pass, 1 rush

| Description | Run | Pass |
|-------------------|-----|------|
| Corey Clement run | 21 | |

FALCONS: 4 pass, 1 rush

| Description | Run | Pass |
|----------------------------|-----|------|
| Matt Ryan to Julio Jones | | 36 |
| Matt Ryan to Julio Jones | | 33 |
| Matt Ryan to Tevin Coleman | | 26 |
| Matt Ryan to Julio Jones | | 22 |
| Devonta Freeman run | 20 | |

WEEK 2 - EAGLES at BUCCANEERS (9/16)

EAGLES: 3 pass, 1 rush

| Description | Run | Pass |
|------------------------------|-----|------|
| Nick Foles to Nelson Agholor | | 50 |
| Nick Foles to Zach Ertz | | 34 |
| Nick Foles to Joshua Perkins | | 30 |
| Jay Ajayi run | 20 | |

BUCCANEERS: 4 pass, 0 rush

| Description | Run | Pass |
|------------------------------------|-----|------|
| Ryan Fitzpatrick to DeSean Jackson | | 75T |
| Ryan Fitzpatrick to O.J. Howard | | 75T |
| Ryan Fitzpatrick to DeSean Jackson | | 28 |
| Ryan Fitzpatrick to O.J. Howard | | 20 |

WEEK 3 - EAGLES vs. COLTS (9/23)

EAGLES: 3 pass, 0 rush

| Description | Run | Pass |
|-----------------------------------|-----|------|
| Carson Wentz to Wendell Smallwood | | 34 |
| Carson Wentz to Zach Ertz | | 28 |
| Carson Wentz to Dallas Goedert | | 21 |

COLTS: 2 pass, 1 rush

| Description | Run | Pass |
|----------------------------|-----|------|
| Andrew Luck run | | 33 |
| Andrew Luck to T.Y. Hilton | | 29 |
| Andrew Luck to Ryan Grant | | 22 |

WEEK 4 - EAGLES at TITANS (9/30)

EAGLES: 3 pass, 0 rush

| Description | Run | Pass |
|---------------------------------|-----|------|
| Carson Wentz to Jordan Matthews | | 56T |
| Carson Wentz to Alshon Jeffery | | 31 |
| Carson Wentz to Zach Ertz | | 24 |

TITANS: 4 pass, 0 rush

| Description | Run | Pass |
|-------------------------------|-----|------|
| Marcus Mariota to Corey Davis | | 51 |
| Marcus Mariota to Corey Davis | | 28 |
| Marcus Mariota to Corey Davis | | 25 |
| Marcus Mariota to Corey Davis | | 20 |

WEEK 5 - EAGLES vs. VIKINGS (10/7)

EAGLES: 6 pass, 0 rush

| Description | Run | Pass |
|-----------------------------------|-----|------|
| Carson Wentz to Shelton Gibson | | 48 |
| Carson Wentz to Alshon Jeffery | | 31 |
| Carson Wentz to Wendell Smallwood | | 23 |
| Carson Wentz to Zach Ertz | | 23 |
| Carson Wentz to Nelson Agholor | | 20 |
| Carson Wentz to Zach Ertz | | 20 |

VIKINGS: 4 pass, 1 rush

| Description | Run | Pass |
|------------------------------|-----|------|
| Kirk Cousins to Adam Thielen | | 68 |
| Kirk Cousins to Stefon Diggs | | 25 |
| Kirk Cousins to Adam Thielen | | 24 |
| Kirk Cousins to Stefon Diggs | | 24 |
| Stefon Diggs run | 20 | |

WEEK 6 - EAGLES at GIANTS (10/11)

EAGLES: 3 pass, 0 rush

| Description | Run | Pass |
|--------------------------------|-----|------|
| Carson Wentz to Nelson Agholor | | 58 |
| Carson Wentz to Nelson Agholor | | 32 |
| Carson Wentz to Corey Clement | | 20 |

GIANTS: 4 pass, 2 rush

| Description | Run | Pass |
|---------------------------------|-----|------|
| Eli Manning to Saquon Barkley | | 55 |
| Saquon Barkley run | 50T | |
| Saquon Barkley run | 46 | |
| Eli Manning to Cody Latimer | | 39 |
| Eli Manning to Scott Simonson | | 24 |
| Eli Manning to Sterling Shepard | | 20 |

WEEK 7 - EAGLES vs. PANTHERS (10/21)

EAGLES: 5 pass, 0 rush

| Description | Run | Pass |
|--------------------------------|-----|------|
| Carson Wentz to Alshon Jeffery | | 29 |
| Carson Wentz to Zach Ertz | | 27 |
| Carson Wentz to Zach Ertz | | 22 |
| Carson Wentz to Dallas Goedert | | 21 |
| Carson Wentz to Alshon Jeffery | | 20 |

PANTHERS: 3 pass, 1 rush

| Description | Run | Pass |
|-----------------------------------|-----|------|
| Cam Newton to Torrey Smith | | 35 |
| Jarius Wright run | 34 | |
| Cam Newton to Jarius Wright | | 28 |
| Cam Newton to Christian McCaffrey | | 22 |

2018 PLAYS OF 20+ YARDS



WEEK 8 - EAGLES AT JAGUARS (10/28)

EAGLES: 5 pass, 1 rush

| Description | Run | Pass |
|-----------------------------------|-----|------|
| Carson Wentz to Nelson Agholor | | 39 |
| Carson Wentz to Wendell Smallwood | | 36T |
| Carson Wentz to Jordan Matthews | | 36 |
| Carson Wentz to Dallas Goedert | | 32T |
| Carson Wentz to Jordan Matthews | | 31 |
| Josh Adams run | 21 | |

JAGUARS: 3 pass, 0 rush

| Description | Run | Pass |
|---------------------------------|-----|------|
| Blake Bortles to T.J. Yeldon | | 37 |
| Blake Bortles to Donte Moncrief | | 24 |
| Blake Bortles to David Grinnage | | 24 |

WEEK 10 - EAGLES vs. COWBOYS (11/11)

EAGLES: 3 pass, 1 rush

| Description | Run | Pass |
|---|-----|------|
| Carson Wentz to Nelson Agholor | | 51 |
| Josh Adams run | 29 | |
| Carson Wentz to Zach Ertz, lateral to Golden Tate | | 23 |
| Carson Wentz to Zach Ertz | | 21 |

COWBOYS: 4 pass, 2 rush

| Description | Run | Pass |
|--------------------------------|-----|------|
| Ezekiel Elliott run | 35 | |
| Ezekiel Elliott run | 32 | |
| Dak Prescott to Michael Gallup | | 25 |
| Dak Prescott to Amari Cooper | | 24 |
| Dak Prescott to Allen Hurns | | 23 |
| Dak Prescott to Cole Beasley | | 21 |

WEEK 11 - EAGLES at SAINTS (11/18)

EAGLES: 0 pass, 1 rush

| Description | Run | Pass |
|----------------|-----|------|
| Josh Adams run | 28T | |

SAINTS: 8 pass, 1 rush

| Description | Run | Pass |
|------------------------------|-----|------|
| Mark Ingram run | 38 | |
| Drew Brees to Tre'Quan Smith | | 38 |
| Drew Brees to Alvin Kamra | | 37T |
| Drew Brees to Michael Thomas | | 30 |
| Drew Brees to Michael Thomas | | 30 |
| Drew Brees to D.Arnold | | 23 |
| Drew Brees to Michael Thomas | | 23T |
| Drew Brees to Tre'Quan Smith | | 22 |
| Drew Brees to Tre'Quan Smith | | 21 |

WEEK 12 - EAGLES vs. GIANTS (11/25)

EAGLES: 3 pass, 1 rush

| Description | Run | Pass |
|--------------------------------|-----|------|
| Corey Clement run | 32 | |
| Carson Wentz to Zach Ertz | | 24 |
| Carson Wentz to Corey Clement | | 23 |
| Carson Wentz to Alshon Jeffery | | 21 |

GIANTS: 4 pass, 2 rush

| Description | Run | Pass |
|--------------------------------|-----|------|
| Saquon Barkley run | 51T | |
| Eli Manning to Odell Beckham | | 39 |
| Eli Manning to Russell Shepard | | 29 |
| Eli Manning to Rhett Ellison | | 29 |
| Saquon Barkley run | 26 | |
| Eli Manning to Rhett Ellison | | 20 |

WEEK 13 - EAGLES vs. REDSKINS (12/3)

EAGLES: 4 pass, 0 rush

| Description | Run | Pass |
|--------------------------------|-----|------|
| Carson Wentz to Nelson Agholor | | 39 |
| Carson Wentz to Golden Tate | | 32 |
| Carson Wentz to Corey Clement | | 23 |
| Carson Wentz to Zach Ertz | | 20 |

REDSKINS: 2 pass, 1 rush

| Description | Run | Pass |
|------------------------------|-----|------|
| Adrian Peterson | 90T | |
| Colt McCoy to Josh Doctson | | 32 |
| Mark Sanchez to Josh Doctson | | 20 |

WEEK 14 - EAGLES at COWBOYS (12/9)

EAGLES: 3 pass, 1 rush

| Description | Run | Pass |
|--------------------------------|-----|------|
| Carson Wentz to Nelson Agholor | | 42 |
| Carson Wentz to Dallas Goedert | | 26 |
| Carson Wentz to Darren Sproles | | 25 |
| Josh Adams run | 24 | |

COWBOYS: 4 pass, 1 rush

| Description | Run | Pass |
|------------------------------|-----|------|
| Dak Prescott to Amari Cooper | | 75T |
| Dak Prescott to Amari Cooper | | 28T |
| Dak Prescott to Amari Cooper | | 27 |
| Dak Prescott to Blake Jarwin | | 22 |
| Ezekiel Elliott run | 20 | |



WEEK 15 - EAGLES AT RAMS (12/16)

EAGLES: 3 pass, 0 rush

| Description | Run | Pass |
|------------------------------|-----|------|
| Nick Foles to Alshon Jeffery | | 50 |
| Nick Foles to Alshon Jeffery | | 36 |
| Nick Foles to Alshon Jeffery | | 26 |

RAMS: 4 pass, 1 rush

| Description | Run | Pass |
|------------------------------|-----|------|
| Jared Goff to Josh Reynolds | | 33 |
| Todd Gurley run | 21 | |
| Jared Goff to Robert Woods | | 20 |
| Jared Goff to Brandin Cooks | | 20 |
| Jared Goff to Gerald Everett | | 20 |

WEEK 16 - EAGLES vs. TEXANS (12/23)

EAGLES: 7 pass, 0 rush

| Description | Run | Pass |
|------------------------------|-----|------|
| Nick Foles to Nelson Agholor | | 83T |
| Nick Foles to Alshon Jeffery | | 52 |
| Nick Foles to Darren Sproles | | 37T |
| Nick Foles to Darren Sproles | | 31 |
| Nick Foles to Dallas Goedert | | 24 |
| Nick Foles to Zach Ertz | | 23T |
| Nick Foles to Zach Ertz | | 20 |

TEXANS: 4 pass, 0 rush

| Description | Run | Pass |
|----------------------------------|-----|------|
| Deshaun Watson to Vyncint Smith | | 35T |
| Deshaun Watson to DeAndre Carter | | 24 |
| Deshaun Watson to Jordan Akins | | 22 |
| Deshaun Watson to D'Onta Foreman | | 20 |

WEEK 17 - EAGLES at REDSKINS (12/30)

EAGLES: 2 pass, 0 rush

| Description | Run | Pass |
|--------------------------------|-----|------|
| Nick Foles to Dallas Goedert | | 25 |
| Nate Sudfeld to Nelson Agholor | | 22T |

REDSKINS: 1 pass, 0 rush

| Description | Run | Pass |
|------------------------------|-----|------|
| Josh Johnson to Josh Doctson | | 20 |

2018 POSTSEASON STATS



Record: 1-1

Head Coach: Doug Pederson

| | | | | |
|------|---|-------|----------------|--------|
| 1/6 | W | 16-15 | at Chicago | 62,462 |
| 1/13 | L | 14-20 | at New Orleans | 73,027 |

| TEAM STATS | EAGLES | OPP |
|--------------------------|----------------|---------------|
| Total First Downs | 36 | 42 |
| Rushing | 4 | 12 |
| Passing | 28 | 26 |
| Penalty | 4 | 4 |
| 3rd Down: Made/Att | 8/20 | 13/31 |
| 3rd Down Pct. | 40.0% | 41.9% |
| 4th Down: Made/Att | 1/1 | 2/2 |
| 4th Down Pct. | 100.0% | 100.0% |
| Possession Avg. | 26:29 | 33:31 |
| Total Net Yards | 550 | 776 |
| Avg. Per Game | 275.0 | 388.0 |
| Total Plays | 111 | 134 |
| Avg. Per Play | 5.0 | 5.8 |
| Net Yards Rushing | 91 | 202 |
| Avg. Per Game | 45.5 | 101.0 |
| Total Rushes | 39 | 49 |
| Net Yards Passing | 459 | 574 |
| Avg. Per Game | 229.5 | 287.0 |
| Sacked/Yards Lost | 1/8 | 4/30 |
| Gross Yards | 467 | 604 |
| Attempts/Completions | 71/43 | 81/54 |
| Completion Pct. | 60.6% | 66.7% |
| Had Intercepted | 4 | 1 |
| Punts/Average | 10/46.7 | 9/41.9 |
| Net Punting Avg. | 45.9 | 42.0 |
| Penalties/Yards | 7/55 | 14/136 |
| Fumbles/Ball Lost | 0/0 | 2/0 |
| Touchdowns | 4 | 3 |
| Rushing | 1 | 0 |
| Passing | 3 | 3 |
| Returns | 0 | 0 |

| Rushing | No. | Yds | Avg. | Lg. | TD |
|------------------|-----------|------------|------------|-----------|----------|
| W.Smallwood | 18 | 53 | 2.9 | 10 | 0 |
| D.Sproles | 16 | 25 | 1.6 | 10 | 0 |
| N.Agholor | 1 | 12 | 12.0 | 12 | 0 |
| J.Adams | 1 | 2 | 2.0 | 2 | 0 |
| N.Foles | 3 | -1 | -0.3 | 1t | 1 |
| Team | 39 | 91 | 2.3 | 12 | 1 |
| Opponents | 49 | 202 | 4.1 | 36 | 0 |

| Receiving | No. | Yds | Avg. | Lg. | TD |
|------------------|-----------|------------|-------------|------------|----------|
| A.Jeffery | 11 | 145 | 13.2 | 30 | 0 |
| Z.Ertz | 10 | 102 | 10.2 | 17 | 0 |
| G.Tate | 7 | 64 | 9.1 | 28 | 1 |
| D.Sproles | 5 | 35 | 7.0 | 14 | 0 |
| N.Agholor | 4 | 38 | 9.5 | 13 | 0 |
| W.Smallwood | 3 | 26 | 8.7 | 22 | 0 |
| D.Goedert | 2 | 20 | 10.0 | 10t | 1 |
| J.Matthews | 1 | 37 | 37.0 | 37t | 1 |
| Team | 43 | 467 | 10.9 | 37t | 3 |
| Opponents | 54 | 604 | 11.2 | 45 | 3 |

| Interceptions | No. | Yds | Avg. | Lg. | TD |
|------------------|----------|-----------|------------|-----------|----------|
| C.LeBlanc | 1 | 0 | 0.0 | 0 | 0 |
| Team | 1 | 0 | 0.0 | 0 | 0 |
| Opponents | 4 | 14 | 3.5 | 14 | 0 |

| Sacks |
|--|
| B.Graham 1.5, M.Bennett 1.0, T.Jernigan 1.0, C.Long 0.5, Team: 4.0, Opp: 1.0 |

| Fumbles |
|--|
| Lost: None Total: 0 Opp. Recoveries: None Total: 0 |

| Score By Qtr. | Q1 | Q2 | Q3 | Q4 | OT | Pts. |
|---------------|----|----|----|----|----|------|
| Team | 17 | 0 | 7 | 6 | 0 | 30 |
| Opponents | 0 | 16 | 7 | 12 | 0 | 35 |

| Passing | Att. | Cmp. | Yds. | Cmp.% | Yds./Att. | TD | TD% | Int. | Int.% | Lg | Sack | Lost | Rat. |
|------------------|-----------|-----------|------------|--------------|------------|----------|-------------|----------|-------------|------------|----------|-----------|-------------|
| N.Foles | 71 | 43 | 467 | 60.6% | 6.6 | 3 | 4.2% | 4 | 5.6% | 37t | 1 | 8 | 70.6 |
| Team | 71 | 43 | 467 | 60.6% | 6.6 | 3 | 4.2% | 4 | 5.6% | 37t | 1 | 8 | 70.6 |
| Opponents | 81 | 54 | 604 | 66.7% | 7.5 | 3 | 3.7% | 1 | 1.2% | 45 | 4 | 30 | 95.9 |

| Scoring | TD | Ru. | Rec. | Ret. | PAT | FG | 2pt. | Saf. | Pts. |
|------------------|----------|----------|----------|----------|------------|------------|-----------|-----------|-----------|
| G.Tate | 1 | 0 | 1 | 0 | --- | --- | -- | -- | 6 |
| N.Foles | 1 | 1 | 0 | 0 | --- | --- | -- | -- | 6 |
| J.Matthews | 1 | 0 | 1 | 0 | --- | --- | -- | -- | 6 |
| J.Elliott | 0 | 0 | 0 | 0 | 3/3 | 1/1 | -- | -- | 6 |
| D.Goedert | 1 | 0 | 1 | 0 | --- | --- | -- | -- | 6 |
| Team | 4 | 1 | 3 | 0 | 3/3 | 1/1 | -- | -- | 30 |
| Opponents | 3 | 0 | 3 | 0 | 2/2 | 5/7 | -- | -- | 35 |

2-Pt. Conversions: Team 0/1, Opponents: 0/1

| Field Goals (Game-by-Game) |
|---|
| Elliott: (43G) |
| Opps: (36G, 29G, 34G, 43B) (45G, 39G, 52WR) |

| Field Goals | 1-19 | 20-29 | 30-39 | 40-49 | 50+ |
|------------------|------------|------------|------------|------------|------------|
| J.Elliott | 0/0 | 0/0 | 0/0 | 1/1 | 0/0 |
| Team | 0/0 | 0/0 | 0/0 | 1/1 | 0/0 |
| Opponents | 0/0 | 1/1 | 3/3 | 1/2 | 0/1 |

| Punting | No. | Yds | Avg. | Net | TB | In20 | Lg. | Blk. |
|------------------|-----------|------------|-------------|-------------|----------|----------|-----------|----------|
| C.Johnston | 10 | 467 | 46.7 | 45.9 | 0 | 4 | 54 | 0 |
| Team | 10 | 467 | 46.7 | 45.9 | 0 | 4 | 54 | 0 |
| Opponents | 9 | 377 | 41.9 | 42.0 | 0 | 4 | 50 | 0 |

| Punt Returns | Ret. | FC | Yds | Avg. | Lg. | TD |
|------------------|----------|----------|-----------|-------------|----------|----------|
| D.Sproles | 1 | 3 | -1 | -1.0 | 0 | 0 |
| Team | 1 | 3 | -1 | -1.0 | 0 | 0 |
| Opponents | 3 | 6 | 8 | 2.7 | 8 | 0 |

| Kick Returns | No. | Yds | Avg. | Lg. | TD |
|------------------|----------|------------|-------------|-----------|----------|
| B.Scott | 3 | 54 | 18.0 | 21 | 0 |
| Team | 3 | 54 | 18.0 | 21 | 0 |
| Opponents | 5 | 110 | 22.0 | 35 | 0 |

DEFENSIVE SINGLE-GAME BESTS

| | |
|---|----------------------------------|
| TACKLES | 11 by Jenkins at NO (1/13) |
| TACKLES FOR LOSS | 2 by 3 players |
| Bennett at Chi. (1/6); Bradham at Chi. (1/6); Jenkins at NO (1/13) | |
| SACKS | 1.0 by 2 players |
| Bennett at Chi. (1/6); B.Graham at NO (1/13) | |
| PASSES DEFENSED | 3 by 2 players |
| Maddox at Chi. (1/6); T.Sullivan at Chi. (1/6) | |
| INTERCEPTIONS | 1 by LeBlanc at NO (1/13) |
| FORCED FUMBLES | 1 by B.Graham at NO (1/13) |
| FUMBLE RECOVERIES | NONE |
| SPECIAL TEAMS TACKLES | 2 by Deiondre' Hall at NO (1/13) |

| SPECIAL TEAMS TACKLES (9) | |
|---------------------------|---|
| Deiondre' Hall | 2 |
| D.J. Alexander | 1 |
| Nathan Gerry | 1 |
| Dallas Goedert | 1 |
| Kamu Grugier-Hill | 1 |
| Cre'Von LeBlanc | 1 |
| LaRoy Reynolds | 1 |
| Tre Sullivan | 1 |

| BLOCKED KICKS (1) | |
|---------------------|---|
| Treyvon Hester (FG) | 1 |

DEFENSIVE STATISTICS

| Player | Total | Solo | Asst. | TFL | Sacks | QBP&H | INT | PD | FF | FR |
|---------------|------------|------------|-----------|-----------|------------|-----------|----------|-----------|----------|----------|
| Jenkins | 18 | 13 | 5 | 2 | 0.0 | 0 | 0 | 0 | 0 | 0 |
| Maddox | 17 | 13 | 4 | 0 | 0.0 | 0 | 0 | 4 | 0 | 0 |
| Bradham | 16 | 13 | 3 | 2 | 0.0 | 1 | 0 | 2 | 0 | 0 |
| C.Graham | 16 | 9 | 7 | 0 | 0.0 | 0 | 0 | 0 | 0 | 0 |
| Hicks | 12 | 8 | 4 | 1 | 0.0 | 0 | 0 | 0 | 0 | 0 |
| LeBlanc | 11 | 8 | 3 | 0 | 0.0 | 0 | 1 | 3 | 0 | 0 |
| Douglas | 10 | 9 | 1 | 0 | 0.0 | 0 | 0 | 2 | 0 | 0 |
| T.Sullivan | 9 | 8 | 1 | 0 | 0.0 | 0 | 0 | 3 | 0 | 0 |
| Bennett | 7 | 6 | 1 | 3 | 1.0 | 4 | 0 | 0 | 0 | 0 |
| Cox | 7 | 4 | 3 | 1 | 0.0 | 5 | 0 | 0 | 0 | 0 |
| B.Graham | 5 | 4 | 1 | 1 | 1.5 | 4 | 0 | 0 | 1 | 0 |
| Hawkins | 4 | 3 | 1 | 0 | 0.0 | 0 | 0 | 0 | 0 | 0 |
| Jernigan | 4 | 2 | 2 | 1 | 1.0 | 3 | 0 | 0 | 0 | 0 |
| Long | 3 | 2 | 1 | 0 | 0.5 | 6 | 0 | 0 | 0 | 0 |
| Ngata | 2 | 1 | 1 | 0 | 0.0 | 1 | 0 | 0 | 0 | 0 |
| Hester | 1 | 1 | 0 | 0 | 0.0 | 0 | 0 | 0 | 0 | 0 |
| Grugier-Hill | 1 | 0 | 1 | 0 | 0.0 | 0 | 0 | 0 | 0 | 0 |
| Reynolds | 1 | 0 | 1 | 0 | 0.0 | 0 | 0 | 0 | 0 | 0 |
| Totals | 144 | 104 | 40 | 11 | 4.0 | 24 | 1 | 14 | 1 | 0 |

*Tackle totals already factor in sacks and TFLs; QBP&H = QB Pressures + Hits

2018 POSTSEASON STATS



RED ZONE

| Team | Total | TD | FG | MFG | Dwn. | Fbl. | INT | Clk. | Pnt. | TD% | Score% |
|-----------|-------|----|----|-----|------|------|-----|------|------|------|--------|
| EAGLES | 4 | 3 | 1 | 0 | 0 | 0 | 0 | 0 | 23 | 75.0 | 100.0 |
| Opponents | 5 | 2 | 3 | 0 | 0 | 0 | 0 | 0 | 23 | 40.0 | 100.0 |

GOAL-TO-GO

| Team | Total | TD | FG | MFG | Dwn. | Fbl. | INT | Clk. | Pnt. | TD% | Score% |
|-----------|-------|----|----|-----|------|------|-----|------|------|-------|--------|
| EAGLES | 3 | 3 | 0 | 0 | 0 | 0 | 0 | 0 | 20 | 100.0 | 100.0 |
| Opponents | 2 | 2 | 0 | 0 | 0 | 0 | 0 | 0 | 14 | 100.0 | 100.0 |

EAGLES WEEKLY NFL RANKINGS

| Week | OFFENSE | | | DEFENSE | | |
|------------|---------|------|-------|---------|------|-------|
| | Rush | Pass | Total | Rush | Pass | Total |
| Wild Card | 8th | 2nd | 5th | 2nd | 8th | 6th |
| Divisional | 12th | 7th | 11th | 7th | 11th | 11th |

MOST FIRST DOWNS EARNED

| Player | Rushing | Receiving | Total |
|-------------------|---------|-----------|-------|
| Alshon Jeffery | -- | 8 | 8 |
| Zach Ertz | -- | 6 | 6 |
| Nelson Agholor | 1 | 3 | 4 |
| Golden Tate | -- | 4 | 4 |
| Wendell Smallwood | 1 | 2 | 3 |
| Darren Sproles | 1 | 2 | 3 |
| Dallas Goedert | -- | 2 | 2 |
| Nick Foles | 1 | -- | 1 |
| Jordan Matthews | -- | 1 | 1 |

LONGEST DRIVES

| | EAGLES | OPPONENTS |
|--------------------|--|--|
| MOST PLAYS: | 12 at Chi. (1/6) 12-60-3:52 Touchdown | 18 at NO (1/13) 18-92-11:29 Touchdown |
| MOST YARDS: | 83 at Chi. (1/6) 7-83-4:23 Touchdown | 92 at NO (1/13) 18-92-11:29 Touchdown |
| MOST TIME: | 5:28 at Chi. (1/6) 10-50-5:28 Field Goal | 11:29 at NO (1/13) 18-92-11:29 Touchdown |

LONGEST TOUCHDOWN DRIVES

| | EAGLES | OPPONENTS |
|--------------------|---|---|
| MOST PLAYS: | 12 at Chi. (1/6) 12-60-3:52 | 18 at NO (1/13) 18-92-11:29 |
| MOST YARDS: | 83 at Chi. (1/6) 7-83-4:23 | 92 at NO (1/13) 18-92-11:29 |
| MOST TIME: | 5:14 at NO (1/13) 10-75-5:14 | 11:29 at NO (1/13) 18-92-11:29 |

PENALTY BREAKDOWN

| Unit (Yards Lost) | Phi. | Opp. |
|-----------------------------|--------|----------|
| Total Penalties | 7 (55) | 14 (136) |
| Offensive | 2 (10) | 7 (52) |
| Defensive | 4 (40) | 5 (71) |
| Special Teams | 1 (5) | 2 (13) |
| First Downs Given Up | 4 | 4 |

REPLAY CHALLENGES

| | Challenges | No. Overturned |
|-----------|------------|----------------|
| EAGLES | 0 | 0 |
| Opponents | 0 | 0 |



POSTSEASON GAME-BY-GAME TEAM STATS

| OFFENSE | First Downs | | 3rd Down | | 4th Dn. | | Time | | Total Net Yds | | Rushing | | Passing | | Punting | | Penalty | | Fumble | | Red Zone | | TDs | | | | | | | | | | | | | | |
|---------------|-------------|-----------|----------|-----------|-------------|----------|----------|--------------|---------------|--------------|------------|-----------|-----------|------------|-------------|----------|----------|------------|-----------|-----------|-------------|----------|-----------|-------------|-------------|----------|-----------|----------|----------|----------|----------|----------|----------|----------|----------|----------|--|
| | Rush | Pass | Conv | Att | Pct | Conv | Att | Pos | Plays | Yards | Avg | Att | Yards | Sacks | Net | Gross | Att | Comp | Pct | INT | No | Avg | Net | No | Yards | No | Lost | TD | FG | Rush | Pass | Ret | | | | | |
| 1/6 at Chi | 2 | 17 | 6 | 13 | .462 | 1 | 1 | 30:48 | 64 | 300 | 4.7 | 23 | 42 | 1.8 | 258 | 1 | 8 | 266 | 40 | 25 | .625 | 2 | 5 | 45.2 | 45.2 | 3 | 25 | 0 | 0 | 3 | 2 | 1 | 0 | 2 | 0 | | |
| 1/13 at NO | 2 | 11 | 2 | 7 | .286 | 0 | 0 | 22:10 | 47 | 250 | 5.3 | 16 | 49 | 3.1 | 201 | 0 | 0 | 201 | 31 | 18 | .581 | 2 | 5 | 48.2 | 46.6 | 4 | 30 | 0 | 0 | 1 | 1 | 0 | 1 | 1 | 0 | | |
| Totals | 4 | 28 | 8 | 20 | .400 | 1 | 1 | 26:29 | 111 | 550 | 5.0 | 39 | 91 | 2.3 | 459 | 1 | 8 | 467 | 71 | 43 | .606 | 4 | 10 | 46.7 | 45.9 | 7 | 55 | 0 | 0 | 4 | 3 | 1 | 1 | 3 | 0 | 0 | |
| | | | | | | | | | | 275.0 | | | | | 45.5 | | | | | | | | | | | | | | | | | | | | | | |
| DEFENSE | First Downs | | 3rd Down | | 4th Dn. | | Time | | Total Net Yds | | Rushing | | Passing | | Punting | | Penalty | | Fumble | | Red Zone | | TDs | | | | | | | | | | | | | | |
| | Rush | Pass | Conv | Att | Pct | Conv | Att | Pos | Plays | Yards | Avg | Att | Yards | Sacks | Net | Gross | Att | Comp | Pct | INT | No | Avg | Net | No | Yards | No | Lost | TD | FG | Rush | Pass | Ret | | | | | |
| 1/6 at Chi | 3 | 12 | 5 | 16 | .313 | 0 | 0 | 29:12 | 63 | 356 | 5.7 | 18 | 65 | 3.6 | 291 | 2 | 12 | 303 | 43 | 26 | .605 | 0 | 6 | 40.5 | 40.7 | 3 | 52 | 0 | 0 | 3 | 0 | 3 | 0 | 1 | 0 | | |
| 1/13 at NO | 9 | 14 | 8 | 15 | .533 | 2 | 2 | 37:50 | 71 | 420 | 5.9 | 31 | 137 | 4.4 | 283 | 2 | 18 | 301 | 38 | 28 | .737 | 1 | 3 | 44.7 | 44.7 | 11 | 84 | 2 | 0 | 2 | 0 | 2 | 0 | 2 | 0 | | |

20-PLUS YARD PLAYS WILD CARD - EAGLES AT BEARS (1/6)

EAGLES: 3 pass, 0 rush

| Description | Run | Pass |
|--|-----|------|
| Nick Foles to Alshon Jeffery | | 30 |
| Nick Foles to Golden Tate | | 28 |
| Nick Foles to Wendell Smallwood | | 22 |
| BEARS: 5 pass, 1 rush | | |
| Description | Run | Pass |
| Mitchell Trubisky to Allen Robinson II | | 45 |
| Mitchell Trubisky to Joshua Bellamy | | 34 |
| Mitchell Trubisky to Allen Robinson II | | 25 |
| Mitchell Trubisky to Anthony Miller | | 23 |
| Mitchell Trubisky to Allen Robinson II | | 22T |
| Taylor Gabriel run | 21 | |

20-PLUS YARD PLAYS DIVISIONAL - EAGLES AT SAINTS (1/13)

EAGLES: 2 pass, 0 rush

| Description | Run | Pass |
|-------------------------------|-----|------|
| Nick Foles to Jordan Matthews | | 37T |
| Nick Foles to Alshon Jeffery | | 30 |
| SAINTS: 7 pass, 1 rush | | |
| Description | Run | Pass |
| Drew Brees to Michael Thomas | | 42 |
| Mark Ingram run | 36 | |
| Drew Brees to Alvin Kamara | | 23 |
| Drew Brees to Michael Thomas | | 22 |
| Drew Brees to Michael Thomas | | 21 |
| Drew Brees to Ted Ginn | | 21 |
| Drew Brees to Michael Thomas | | 20 |
| Drew Brees to Michael Thomas | | 20 |

2018 POSTSEASON STATS



EAGLES INDIVIDUAL LEADERS

| Date | Opp | Pass Yds. | Rushing Yds. | Receptions | Receiving Yds. | Touchdowns | Sacks | Tackles |
|------|--------|---------------|------------------|---------------|----------------|---------------|-----------------|----------------|
| 1/6 | at Chi | N.Foles - 266 | D.Sproles - 21 | A.Jeffery - 6 | A.Jeffery - 82 | 2 Players - 1 | M.Bennett - 1.0 | 2 Players - 8 |
| 1/13 | at NO | N.Foles - 201 | W.Smallwood - 33 | 2 Players - 5 | A.Jeffery - 63 | 2 Players - 1 | B.Graham - 1.0 | M.Jenkins - 11 |

OPPONENT INDIVIDUAL LEADERS

| Date | Opp | Pass Yds. | Rushing Yds. | Receptions | Receiving Yds. | Touchdowns | Sacks | Tackles |
|------|--------|------------------|---------------|-----------------|------------------|----------------|---------------|-------------|
| 1/6 | at Chi | M.Trubisky - 303 | J.Howard - 35 | A.Robinson - 10 | A.Robinson - 143 | A.Robinson - 1 | L.Floyd - 1.0 | R.Smith - 7 |
| 1/13 | at NO | D.Brees - 301 | A.Kamara - 71 | M.Thomas - 12 | M.Thomas - 171 | 2 Players - 1 | NONE | D.Davis - 8 |

EAGLES THIRD-AND...

| Date | Opponent | 1 | 2 | 3 | 4 | 5 | 6 | 7 | 8 | 9 | 10+ | Total |
|----------------|----------|--------------|------------|------------|------------|--------------|-------------|-------------|-------------|-------------|-------------|-------------|
| 1/6 | at Chi | 0-0 | 0-1 | 0-1 | 0-0 | 1-1 | 1-2 | 0-1 | 1-3 | 2-2 | 1-2 | 6-13 |
| 1/13 | at NO | 1-1 | 0-0 | 0-0 | 0-1 | 0-0 | 0-0 | 1-1 | 0-2 | 0-1 | 0-1 | 2-7 |
| Totals: | | 1-1 | 0-1 | 0-1 | 0-1 | 1-1 | 1-2 | 1-2 | 1-5 | 2-3 | 1-3 | 8-20 |
| | | 100.0 | 0.0 | 0.0 | 0.0 | 100.0 | 50.0 | 50.0 | 20.0 | 66.7 | 33.3 | 40.0 |

OPPONENTS THIRD-AND...

| Date | Opponent | 1 | 2 | 3 | 4 | 5 | 6 | 7 | 8 | 9 | 10+ | Total |
|----------------|----------|-------------|------------|-------------|------------|-------------|------------|------------|------------|------------|-------------|--------------|
| 1/6 | at Chi | 1-1 | 0-1 | 1-2 | 0-1 | 1-2 | 0-1 | 0-0 | 0-1 | 0-2 | 2-5 | 5-16 |
| 1/13 | at NO | 2-3 | 0-0 | 1-2 | 0-0 | 1-1 | 0-0 | 0-1 | 0-2 | 0-1 | 4-5 | 8-15 |
| Totals: | | 3-4 | 0-1 | 2-4 | 0-1 | 2-3 | 0-1 | 0-1 | 0-3 | 0-3 | 6-10 | 13-31 |
| | | 75.0 | 0.0 | 50.0 | 0.0 | 66.7 | 0.0 | 0.0 | 0.0 | 0.0 | 60.0 | 41.9 |

EAGLES GAME-BY-GAME DRIVES

| Date | Opponent | Quarterback | Drives | Drives Ended By... | | | | | | | | | Points Yielded | Points Per Drive | Drive Efficiency |
|------|----------|--------------|-----------|--------------------|----------|----------|-----------|----------|----------|----------|----------|----------|----------------|------------------|------------------|
| | | | | TD | FG | MFG | Punt | Down | INT | FUM | Safety | Clock | | | |
| 1/6 | at Chi | Foles | 11 | 2 | 1 | 0 | 5 | 0 | 2 | 0 | 0 | 1 | 16 | 1.46 | 27.3 |
| 1/13 | at NO | Foles | 10 | 2 | 0 | 0 | 5 | 0 | 2 | 0 | 0 | 1 | 14 | 1.40 | 20.0 |
| | | Foles | 21 | 4 | 1 | 0 | 10 | 0 | 4 | 0 | 0 | 2 | 30 | 1.43 | 23.8 |
| | | TEAM | 21 | 4 | 1 | 0 | 10 | 0 | 4 | 0 | 0 | 2 | 30 | 1.43 | 23.8 |

SEASON TOTALS

OPPONENTS GAME-BY-GAME DRIVES

| Date | Opponent | Quarterback | Drives | Drives Ended By... | | | | | | | | | Points Yielded | Points Per Drive | Drive Efficiency |
|------|----------|------------------|-----------|--------------------|----------|----------|----------|----------|----------|----------|----------|----------|----------------|------------------|------------------|
| | | | | TD | FG | MFG | Punt | Down | INT | FUM | Safety | Clock | | | |
| 1/6 | at Chi | Trubisky | 11 | 1 | 3 | 1 | 6 | 0 | 0 | 0 | 0 | 0 | 15 | 1.36 | 36.4 |
| 1/13 | at NO | Brees | 10 | 2 | 2 | 1 | 3 | 0 | 1 | 0 | 0 | 1 | 20 | 2.00 | 40.0 |
| | | OPPONENTS | 21 | 3 | 5 | 2 | 9 | 0 | 1 | 0 | 0 | 1 | 35 | 1.67 | 38.1 |

TAKEAWAYS

| Date | Opponent | Turnover | Starting L.O.S. | Point of Turnover | Resulting L.O.S | Quarter | Result (Points) |
|------|----------|-------------------------|-----------------|-------------------|-----------------|---------|-----------------|
| 1/6 | at Chi | NONE | | | | | |
| 1/13 | at NO | C.LeBlanc INT (D.Brees) | NO 35 | PHI 24 | PHI 24 | 1 | Touchdown (7) |

Totals: 1 takeaways resulting in 7 points

GIVEAWAYS

| Date | Opponent | Turnover | Starting L.O.S. | Point of Turnover | Resulting L.O.S | Quarter | Result (Points) |
|------|----------|-----------------------------|-----------------|-------------------|-----------------|---------|-----------------|
| 1/6 | at Chi | N.Foles INT (R.Smith) | CHI 40 | CHI 35 | CHI 35 | 2 | Field Goal (3) |
| | | (TB) - N.Foles INT (A.Amos) | CHI 21 | End Zone | CHI 20 | 2 | Punt (0) |
| 1/13 | at NO | N.Foles INT (M.Lattimore) | PHI 48 | NO 21 | NO 21 | 2 | Touchdown (7) |
| | | N.Foles INT (M.Lattimore) | NO 27 | NO 19 | NO 33 | 4 | Clock (0) |

Totals: 4 giveaways resulting in 10 points

L.O.S. - Line of scrimmage, * - Red zone play, + - Touchdown return, (ST) - Special teams play, (TB) - Touchback, (OFF) - Offensive Recovery



TEAM

Won in Overtime

Eagles: 11/8/15 - at Dal., 33-27
Opponent: 12/9/18 - at Dal., 23-29

Won by Scoring in Last Two Minutes of Regulation

Eagles: 1/6/19 - at Chi., 16-15 (winning TD at 0:56)
Opponent: 10/21/18 - vs. Car., 17-21 (winning TD at 1:22)

Tied Game by Scoring in the Last Two Minutes

Eagles: 12/9/18 - loss at Dal., 23-29 (tied score at 1:39 to force OT)
Opponent: 11/8/15 - win at Dal., 33-27 OT (tied game at 0:02)

Won in Prime Time

Eagles: 12/16/18 - at LAR, 30-23
Opponent: 11/11/18 - vs. Dal., 20-27

Shutout

Eagles: 12/30/18 - at Was., 24-0
Opponent: 12/31/17 - vs. Dal., 0-6

Won by 20-or-more Points

Eagles: 12/30/18 - at Was., 24-0
Opponent: 11/18/18 - at NO, 7-48

Won After Trailing by 20-or-More Points

Eagles: 12/19/10 - at NYG, 38-31 (NYG ahead 31-10 in 4th quarter)
Opponent: 10/2/11 - vs. SF, 23-24 (PHI ahead 23-3 in 3rd quarter)

Held a 28-or-More Point Lead

Eagles: 1/21/18 - win vs. Min., 38-7
Opponent: 11/18/18 - loss at NO, 7-48

Held a 21-or-More Point Lead

Eagles: 12/30/18 - win at Was., 24-0
Opponent: 11/18/18 - loss at NO, 7-48

Held a 17-or-More Point Lead

Eagles: 12/30/18 - win at Was., 24-0
Opponent: 11/18/18 - loss at NO, 7-48

Scored 20-or-More Points in a Quarter

Eagles: 10/8/17 - win vs. Ari., 34-7 (21, 1st Q)
Opponent: 10/21/18 - loss vs. Car., 17-21 (21, 4th Q)

Scored 20-or-More Points in a Half

Eagles: 12/9/18 - loss at Dal., 23-29 (23, 2nd half)
Opponent: 11/18/18 - loss at NO, 7-48 (24, 1st & 2nd half)

Held Opponent without a Touchdown

Eagles: 12/30/18 - win at Was., 24-0
Opponent: 12/31/17 - loss vs. Dal., 0-6

Touchdowns Scored by Offense and Defense

Eagles: 1/21/18 - win vs. Min., 38-7 (4 offense, 1 defense)
Opponent: 10/7/18 - loss vs. Min., 21-23 (1 offense, 1 defense)

Touchdowns by Offense, Defense and Special Teams

Eagles: 12/6/15 - win at NE, 35-28 (2 offense, 1 defense, 2 ST)
Opponent: 11/16/14 - loss at GB, 53-20 (4 off., 2 def., 1 ST)

No Turnovers

Eagles: 11/25/18 - win vs. NYG, 25-22
Opponent: 1/6/19 - win at Chi., 16-15

Touchdown Scored on First Drive

Eagles: 1/13/19 - loss at NO, 14-20
Opponent: 11/25/18 - win vs. NYG, 25-22

Successful Two-Point Conversion

Eagles: 12/3/18 - G.Tate pass from C.Wentz vs. Was.
Opponent: 10/21/18 - J.Wright pass from C.Newton vs. Car.

Failed Two-Point Conversion Attempt

Eagles: 1/6/19 - W.Smallwood run short of goaline at Chi.
Opponent: 1/6/19 - M.Trubisky pass to T.Gabriel short of goaline at Chi.

TOTAL OFFENSE

500-or-More Total Net Yards of Offense

Eagles: 12/23/18 - vs. Hou. (519; 57 rushing, 471 passing)
Opponent: 12/9/18 - at Dal. (576; 142 rushing, 434 passing)

400-or-More Total Net Yards of Offense

Eagles: 12/23/18 - vs. Hou. (519; 57 rushing, 471 passing)
Opponent: 1/13/19 - at NO (420; 137 rushing, 283 passing)

RUSHING

300-or More Net Yards Rushing by Team

Eagles: 9/3/00 - at Dal. (306)
Opponent: 9/25/60 - vs. Cle. (329)

200-or-More Net Yards Rushing by Team

Eagles: 11/19/17 - at Dal. (215)
Opponent: 10/16/16 - at Was. (230)

Individual 200-Yard Rushing Game

Eagles: 12/8/13 - LeSean McCoy (29-217-2TDs) vs. Det.
Opponent: 11/22/15 - Doug Martin (27-235-0TDs) vs. TB

Individual 150-Yard Rushing Game

Eagles: 11/27/14 - LeSean McCoy (25-159-1TD) at Dal.
Opponent: 11/11/18 - Ezekiel Elliott (19-151-1TD) vs. Dal.

Individual 100-Yard Rushing Game

Eagles: 10/1/17 - LeGarrette Blount (16-136) at LAC
Opponent: 12/9/18 - Ezekiel Elliott (28-113) at Dal.

Two 100-Yard Rushers in the Same Game

Eagles: 12/22/13 - L.McCoy (18-133-2TDs) & B.Brown (9-115-1TD) vs. Det.
Opponent: 10/30/05 - M.Anderson (21-126-1TD) and T.Bell (14-107-2TDs) at Den.

Consecutive 100-Yard Rushing Games

Eagles: 11/23/14-11/27/14 - L.McCoy (21-130-1TD) vs. Ten. & (25-159-1TD) at Dal.
Opponent: 11/11/18-11/18/18 - E.Elliott (19-151-1TD) vs. Dal.; M.Ingram (16-103-2TDs) at NO; S.Barkley (13-101-1TD) vs. NYG

Combined 200-Yards Rushing by Two Players

Eagles: 12/22/13 - 248 by L.McCoy (18-133-2TDs) & B.Brown (9-115-1TD) vs. Det.
Opponent: 11/20/15 - 187 by D.Johnson (29-187-3TDs) & K.Williams (6-34-0TDs) vs. Ari.



Individual with 30-or-More Carries

Eagles: 9/9/13 - LeSean McCoy (31-184-1TD) at Was.
Opponent: 12/14/14 - DeMarco Murray (31-81-2TD) vs. Dal.

Individual with 25-or-More Carries

Eagles: 11/27/14 - LeSean McCoy (25-159-1TD) at Dal.
Opponent: 12/9/18 - Ezekiel Elliott (28-113) at Dal.

Rushing Play of 80-or-More Yards

Eagles: 10/1/00 - 85t by Brian Mitchell vs. Atl.
Opponent: 12/3/18 - 90t by Adrian Peterson vs. Was.

Rushing Play of 60-or-More Yards

Eagles: 11/19/17 - 71 by Jay Ajayi at Dal.
Opponent: 12/3/18 - 90t by Adrian Peterson vs. Was.

Rushing Play of 40-or-More Yards

Eagles: 11/19/17 - 71 by Jay Ajayi at Dal.
Opponent: 12/3/18 - 90t by Adrian Peterson vs. Was.

Individual with Three-or-More Rushing Touchdowns

Eagles: 12/18/11 - LeSean McCoy (18-102-3TDs) vs. NYJ
Opponent: 12/20/15 - David Johnson (29-187-3TDs) vs. Ari.

Individual with Two-or-More Rushing Touchdowns

Eagles: 12/16/18 - Wendell Smallwood (10-48-2TDs) at LAR
Opponent: 12/23/18 - Deshaun Watson (8-49-2TDs) vs. Hou.

PASSING

400 Net Yards Passing by Team

Eagles: 12/23/18 - vs. Hou. (462)
Opponent: 12/9/18 - at Dal. (434)

300 Net Yards Passing by Team

Eagles: 12/23/18 - vs. Hou. (462)
Opponent: 12/16/18 - at LAR (325)

Individual with 50-or-More Pass Attempts

Eagles: 9/30/18 - Carson Wentz (50-33-348-0-2TDs) at Ten.
Opponent: 12/16/18 - Jared Goff (53-35-339-1-0TDs) at LAR

Individual with 40-or-More Pass Attempts

Eagles: 1/6/19 - Nick Foles (40-25-266-2-2TDs) at Chi.
Opponent: 1/6/19 - Mitchell Trubisky (43-26-303-0-1TD) at Chi.

Individual with 30-or-More Pass Completions

Eagles: 12/23/18 - Nick Foles (49-35-471-1-4TDs) vs. Hou.
Opponent: 12/16/18 - Jared Goff (53-35-339-1-0TDs) at LAR

Individual with 25-or-More Pass Completions

Eagles: 1/6/19 - Nick Foles (40-25-266-2-2TDs) at Chi.
Opponent: 1/13/19 - Drew Brees (38-28-301-1-2TDs) at NO

Individual 300-Yard Passing Game

Eagles: 12/23/18 - Nick Foles (49-35-471-1-4TDs) vs. Hou.
Opponent: 1/13/19 - Drew Brees (38-28-301-1-2TDs) at NO

Consecutive 300-Yard Passing Games

Eagles: 1/21/18 - 2/4/18 - Nick Foles (33-26-352-0-3TDs) vs. Min. & (43-28-373-1-3TDs) at NE
Opponent: 1/6/19 - 1/13/19 - Mitchell Trubisky (43-26-303-0-1TD) at Chi. & Drew Brees (38-28-301-1-2TDs) at NO

Individual with Four-or-More Touchdown Passes

Eagles: 12/23/18 - Nick Foles (49-35-471-1-4TDs) vs. Hou.
Opponent: 9/16/18 - Ryan Fitzpatrick (33-27-402-1-4TDs) at TB

Individual with Three-or-More Touchdown Passes

Eagles: 12/23/18 - Nick Foles (49-35-471-1-4TDs) vs. Hou.
Opponent: 12/9/18 - Dak Prescott (54-42-455-2-3TDs) at Dal.

No Sacks Allowed

Eagles: 1/13/19 - at NO (31 attempts - Nick Foles)
Opponent: 9/24/17 - vs. NYG (47 attempts - Eli Manning)

RECEIVING

Individual with 10-or-more Receptions

Eagles: 12/23/18 - Zach Ertz (12-110-2TDs) vs. Hou.
Opponent: 1/13/19 - Michael Thomas (12-171-1TD) at NO

Individual with 150-Yard Receiving Game

Eagles: 12/16/18 - Alshon Jeffery (8-160) at LAR
Opponent: 1/13/19 - Michael Thomas (12-171-1TD) at NO

Individual with 100-Yard Receiving Game

Eagles: 12/23/18 - Nelson Agholor (5-116-1TD) & Zach Ertz (12-110-2TDs) vs. Hou.
Opponent: 1/13/19 - Michael Thomas (12-171-1TD) at NO

Two-or-More 100-Yard Receivers in the Same Game

Eagles: 12/23/18 - Nelson Agholor (5-116-1TD) & Zach Ertz (12-110-2TDs) vs. Hou.
Opponent: 2/4/18 - D.Amendola (8-152), C.Hogan (6-128-1TD) & R.Gronkowski (9-116-2TDs)

Consecutive 100-Yard Receiving Games

Eagles: 9/30/18-10/7/18 - Zach Ertz (10-112) at Ten. & (10-110-1TD) vs. Min.
Opponent: 1/6/19-1/13/19 - Allen Robinson II (10-143-1TD) at Chi. & Michael Thomas (12-171-1TD) at NO

Individual with Three-or-More TD Receptions

Eagles: 11/3/13 - Riley Cooper (5-139-3TDs) at Oak.
Opponent: 12/9/18 - Amari Cooper (10-217-3TDs) at Dal.

Individual with Two-or-More TD Receptions

Eagles: 12/30/18 - Nelson Agholor (5-40-2TDs) at Was.
Opponent: 12/9/18 - Amari Cooper (10-217-3TDs) at Dal.

Pass Play of 80-or-More Yards

Eagles: 12/23/18 - 83t, Nick Foles to Nelson Agholor vs. Hou.
Opponent: 12/11/16 - 80t, Kirk Cousins to DeSean Jackson vs. Was.

Pass Play of 60-or-More Yards

Eagles: 12/23/18 - 83t, Nick Foles to Nelson Agholor vs. Hou.
Opponent: 12/9/18 - 75t, Dak Prescott to Amari Cooper at Dal.

Pass Play of 40-or-More Yards

Eagles: 12/23/18 - 83t, Nick Foles to Nelson Agholor & 52, Nick Foles to Alshon Jeffery vs. Hou.
Opponent: 1/13/19 - 42, Drew Brees to Michael Thomas at NO



NOTABLE OFFENSIVE COMBINATIONS

Led Team in Rushing & Receiving Yds. in Same Game

Eagles: 12/30/12 - LeSean McCoy (10-45 rush, 5-61 rec.) at NYG
Opponent: 12/16/18 - Todd Gurley (12-48-2TDs rush, 10-76 rec.) at LAR

100-Yard Rusher & Receiver in the Same Game

Eagles: 11/27/14 - LeSean McCoy (25-159-1TD rush) & Jeremy Maclin (8-108 rec.) at Dal.
Opponent: 12/9/18 - Ezekiel Elliott (28-113 rush) & Amari Cooper (10-217-3TDs rec.) at Dal.

100-Yard Rusher, 100-Yard Receiver & 300-Yard Passer in the Same Game

Eagles: 9/23/07 - Brian Westbrook (14-110-2TDs rush & 5-111-1TD rec.), Kevin Curtis (11-221-3TDs rec.) & Donovan McNabb (26-21-381-0-4TDs) vs. Det.
Opponent: 12/9/18 - Ezekiel Elliott (28-113 rush), Amari Cooper (10-217-3TDs rec.) & Dak Prescott (54-42-455-2-3TDs) at Dal.

Individual with at Least One Rushing and Receiving Touchdown in the Same Game

Eagles: 11/5/17 - Corey Clement (12-51-2TDs rush, 1-15-1TD rec.) vs. Den.
Opponent: 11/25/18 - Saquon Barkley (13-101-1TD rush, 7-41-1TD rec.) vs. NYG

Individual with at Least One Rushing Touchdown and One Touchdown Pass in the Same Game

Eagles: 1/13/19 - Nick Foles (31-18-201-2-1TD passing, 2-0-1TD rush) at NO
Opponent: 12/23/18 - Deshaun Watson (40-29-339-0-2TDs passing, 8-49-2TDs rush) vs. Hou.

Individual with at Least One Passing Touchdown and One Receiving Touchdown in the Same Game

Eagles: 2/4/18 - Nick Foles (43-28-373-1-3TD passes, 1-1-1TD receiving) at NE
Opponent: 11/20/16 - Russell Wilson (31-18-272-0-1TD pass, 1-15-1TD receiving) at Sea.

DEFENSE

Held Opponent Under 200 Yards Total Offense

Eagles: 12/30/18 - at Was. (89; 21 rushing, 68 passing)
Opponent: 12/7/14 - vs. Sea. (139; 57 rushing, 82 passing)

Held Opponent Under 300 Yards Total Offense

Eagles: 12/30/18 - at Was. (89; 21 rushing, 68 passing)
Opponent: 1/13/19 - at NO (250; 49 rushing, 201 passing)

Held Opponent Under 50 Yards Rushing

Eagles: 12/30/18 - at Was. (21)
Opponent: 1/13/19 - at NO (49)

Held Opponent Under 75 Yards Rushing

Eagles: 1/6/19 - at Chi. (65)
Opponent: 1/13/19 - at NO (49)

Held Opponent Under 100 Yards Rushing

Eagles: 1/6/19 - at Chi. (65)
Opponent: 1/13/19 - at NO (49)

Held Opponent Under 100 Net Yards Passing

Eagles: 12/30/18 - at Was. (68)
Opponent: 12/7/14 - vs. Sea. (82)

Held Opponent Under 150 Net Yards Passing

Eagles: 12/30/18 - at Was. (68)
Opponent: 9/6/18 - vs. Atl. (119)

Interception Return for a Touchdown

Eagles: 1/21/18 - P.Robinson, 50 yards (QB C.Keenum) vs. Min.
Opponent: 9/10/17 - R.Kerrigan, 24 yards (QB C.Wentz) at Was.

Individual with Three-or-More Interceptions

Eagles: 10/16/11 - K.Coleman (3) at Was. (QB R.Grossman)
Opponent: 12/2/07 - L.Tatupu (3) vs. Sea. (QB A.J. Feeley)

Individual with Two-or-More Interceptions

Eagles: 1/1/17 - J.Hicks (2) vs. Dal. (QB M.Sanchez)
Opponent: 1/13/19 - M.Lattimore (2) at NO (QB N.Foles)

Fumble Recovered for Touchdown

Eagles: 12/25/17 - D.Barnett 23-yard return of J.Richard fumble vs. Oak.
Opponent: 10/7/18 - L.Joseph 64-yard return of C.Wentz fumble (forced by S.Weatherly) vs. Min.

Safety Scored

Eagles: 9/11/16 - R.Griffin III aborted snap. Cameron Erving credited with fumble on high snap, ball out of bounds in end zone
Opponent: 11/23/08 - S.Rocca punt blocked by J.McClain out of bounds in end zone at Bal.
 1/11/09 - Intentional grounding penalty enforced on D.McNabb in end zone (NFC-D) at NYG

Seven-or-More Sacks by Team

Eagles: 11/10/14 - vs. Car. (9)
Opponent: 11/5/12 - at NO (7)

Six-or-More Sacks by Team

Eagles: 10/23/16 - vs. Min. (6)
Opponent: 9/17/17 - at KC (6)

Five-or-More Sacks by Team

Eagles: 10/11/15 - vs. NO (5)
Opponent: 9/23/18 - vs. Ind. (5)

Individual with Three-or-More Sacks

Eagles: 12/30/18 - F.Cox (3.0 sacks of J.Johnson) at Was.
Opponent: 9/17/17 - C.Jones (3.0 sacks of C.Wentz) at KC

Individual with Two-or-More Sacks

Eagles: 12/30/18 - F.Cox (3.0 sacks of J.Johnson) at Was.
Opponent: 9/23/18 - D.Leonard (2.0 sacks of C.Wentz) vs. Ind.

SPECIAL TEAMS

Kickoff Return for a Touchdown

Eagles: 10/23/16 - Josh Huff, 98 yards vs. Min.
Opponent: 12/8/13 - Jeremy Ross, 98 yards vs. Det.

Kickoff Return for a Touchdown to Start a Game

Eagles: 11/23/14 - Josh Huff, 107 yards vs. Ten.
Opponent: 10/12/03 - Randal Williams, 37 yards at Dal.



Punt Return for a Touchdown

Eagles: 12/6/15 - Darren Sproles, 83 yards at NE

Opponent: 9/19/16 - Eddie Royal, 65 yards at Chi.

Blocked Punt Recovered for Touchdown

Eagles: 12/6/15 - N.Goode returned R.Allen's blocked punt (blocked by C.Maragos) 24 yards at NE

Opponent: 12/10/17 - B.Countess returned D.Jones' blocked punt (blocked by M.Thomas) 16 yards at LAR

Blocked Punt

Eagles: 12/17/17 - K.Grugier-Hill blocked punt by B.Wing at NYG

Opponent: 12/10/17 - B.Countess returned D.Jones' blocked punt (blocked by M.Thomas) 16 yards at LAR

Blocked PAT

Eagles: 12/17/17 - D.Barnett, PAT attempt by A.Rosas at NYG

Opponent: 12/13/09 - F.Robbins, PAT attempt by D.Akers vs. NYG

Missed (not blocked) PAT

Eagles: 12/23/18 - Jake Elliott vs. Hou.

Opponent: 12/23/18 - Ka'imi Fairbairn vs. Hou.

Blocked Field Goal

Eagles: 1/6/19 - T.Hester, 43-yd attempt by C.Parkey at Chi.

Opponent: 11/6/16 - J.Pierre-Paul, 40-yd attempt by C.Sturgis at NYG

Blocked Field Goal returned for a TD

Eagles: 10/23/05 - Matt Ware, 65-yd. return after Quintin Mikell blocked a 40-yd. att. by Nate Kaeding vs. SD

Opponent: 12/7/08 - Kevin Dockery, 71-yd. return after Justin Tuck blocked a 32-yd. att. by D.Akers at NYG

Individual with Five-or More Field Goals

Eagles: 11/23/14 - Cody Parkey (5-6) vs. Ten.

Opponent: 10/27/13 - Josh Brown (5-5) vs. NYG

Individual with Four-or More Field Goals

Eagles: 10/1/17 - Jake Elliott (4-4) at LAC

Opponent: 10/28/18 - Josh Lambo (4-4) at Jax.

Successful Onsides Kick

Eagles: 9/17/17 - J.Elliott kick recovered by T.Burton at KC (4th Q)

Opponent: 12/6/15 - S.Gostkowski kick recovered by R.Melvin at NE (4th Q)

Failed Onsides Kick Attempt

Eagles: 10/7/18 - J.Elliott kick recovered by A.Thielen vs. Min. (4th Q)

Opponent: 11/5/17 - B.McManus kick recovered by T.Burton vs. Den. (4th Q)

Touchdown off of Fake Field Goal

Eagles: 12/24/1989 - C.Carter 22-yard pass from R.Ruzek vs. Pho.

Opponent: 12/20/1998 - Holder E.Bjornson 7-yard run at Dal.

Touchdown off of Fake Punt

Eagles: 9/29/02 - B.Dawkins 57 yard pass from B.Mitchell vs. Hou.

Opponent: N/A



MOST SEASONS PLAYED

| Name | Seasons |
|----------------------------------|---------|
| 1. Chuck Bednarik (1949-1962) | 14 |
| 2t. Brian Dawkins (1996-2008) | 13 |
| Harold Carmichael (1971-1983) | 13 |
| Frank (Bucko) Kilroy (1943-1955) | 13 |
| Vic Sears (1941-1953) | 13 |
| 6t. David Akers (1999-2010) | 12 |
| Jerry Sisemore (1973-1984) | 12 |
| Bobby Walston (1951-1962) | 12 |

MOST CONSECUTIVE GAMES PLAYED

| Name | Games |
|--------------------------------|-------|
| 1t. Jon Dorenbos (2006-2016) | 162 |
| Harold Carmichael (1972-1983) | 162 |
| 3. Randy Logan (1973-1983) | 159 |
| 4. Bobby Walston (1951-1962) | 148 |
| 5. Jon Runyan (2000-2008) | 144 |
| 6. Ken Clarke (1977-1987) | 139 |
| 7. Herman Edwards (1977-1985) | 135 |
| 8. Frank LeMaster (1974-1982) | 129 |
| 9. Sheldon Brown (2002-2009) | 128 |
| 10. Jerry Sisemore (1974-1982) | 127 |

MOST REGULAR SEASON GAMES PLAYED

| Name | Pos | Years | Seasons | GP |
|----------------------|-------|-----------|---------|-----|
| 1. David Akers | K | 1999-2010 | 12 | 188 |
| 2. Brian Dawkins | FS | 1996-2008 | 13 | 183 |
| 3. Harold Carmichael | WR | 1971-1983 | 13 | 180 |
| 4. Brent Celek | TE | 2007-2017 | 11 | 175 |
| 5. Chuck Bednarik | C/LB | 1949-1962 | 14 | 169 |
| 6. Tra Thomas | T | 1998-2008 | 11 | 166 |
| 7. Jon Dorenbos | LS | 2006-2016 | 11 | 162 |
| 8. Randy Logan | S | 1973-1983 | 11 | 159 |
| 9. Guy Morriss | C | 1973-1983 | 11 | 158 |
| 10. Jerry Sisemore | T | 1973-1984 | 12 | 156 |
| 11. Trent Cole | DE/LB | 2005-2014 | 10 | 155 |
| 12t. Donovan McNabb | QB | 1999-2009 | 11 | 148 |
| Ken Clarke | DT | 1978-1987 | 10 | 148 |
| Bobby Walston | K/WR | 1951-1962 | 12 | 148 |
| 15. Jon Runyan | T | 2000-2008 | 9 | 144 |
| 16. Ron Jaworski | QB | 1977-1986 | 10 | 142 |
| 17. William Thomas | LB | 1991-1999 | 9 | 140 |
| 18t. Andre Waters | SS | 1984-1993 | 10 | 137 |
| Wes Hopkins | FS | 1983-1993 | 10 | 137 |
| 20. Herman Edwards | DB | 1977-1985 | 9 | 135 |

MOST GAMES PLAYED BY POSITION

| Quarterbacks | Pos | Years | Seasons | GP |
|-----------------------|-----|-----------|---------|-----|
| 1. Donovan McNabb | QB | 1999-2009 | 11 | 148 |
| 2. Ron Jaworski | QB | 1977-1986 | 10 | 142 |
| 3. Randall Cunningham | QB | 1985-1995 | 11 | 122 |
| 4. Norm Snead | QB | 1964-1970 | 7 | 85 |
| 5. Sonny Jurgensen | QB | 1957-1963 | 7 | 83 |

| Offensive Linemen | Pos | Years | Seasons | GP |
|-------------------|------|-----------|---------|-----|
| 1. Chuck Bednarik | C/LB | 1949-1962 | 14 | 169 |
| 2. Tra Thomas | T | 1998-2008 | 11 | 166 |
| 3. Guy Morriss | C | 1973-1983 | 11 | 158 |
| 4. Jerry Sisemore | T | 1973-1984 | 12 | 156 |
| 5. Jon Runyan | T | 2000-2008 | 9 | 144 |

| WRs/TEs | Pos | Years | Seasons | GP |
|----------------------|------|-----------|---------|-----|
| 1. Harold Carmichael | WR | 1971-1983 | 13 | 180 |
| 2. Brent Celek | TE | 2007-2017 | 11 | 175 |
| 3. Bobby Walston | K/WR | 1951-1962 | 12 | 148 |
| 4. Pete Retzlaff | E | 1956-1966 | 11 | 132 |
| 5. Charles Smith | WR | 1974-1981 | 8 | 118 |

| Running Backs | Pos | Years | Seasons | GP |
|-----------------------|-----|-----------|---------|-----|
| 1. Tom Woodeshick | B | 1963-1971 | 9 | 111 |
| 2. Brian Westbrook | RB | 2002-2009 | 8 | 107 |
| 3. Keith Byars | RB | 1986-1992 | 7 | 105 |
| 4. Wilbert Montgomery | RB | 1977-1984 | 8 | 100 |
| 5. Duce Staley | RB | 1997-2003 | 7 | 98 |

| Defensive Linemen | Pos | Years | Seasons | GP |
|--------------------------|-----------|------------------|----------|------------|
| 1. Trent Cole | DE/LB | 2005-2014 | 10 | 155 |
| 2. Ken Clarke | DT | 1978-1987 | 10 | 148 |
| 3. Vic Sears | DT | 1941-1953 | 12 | 131 |
| 4. Brandon Graham | DE | 2010-2018 | 9 | 127 |
| 5. Hollis Thomas | DT | 1996-2005 | 10 | 126 |

| Linebackers | Pos | Years | Seasons | GP |
|-------------------|------|-----------|---------|-----|
| 1. Chuck Bednarik | C/LB | 1949-1962 | 14 | 169 |
| 2. William Thomas | LB | 1991-1999 | 9 | 140 |
| 3. John Bunting | LB | 1972-1982 | 11 | 132 |
| 4. Frank LeMaster | LB | 1974-1982 | 9 | 129 |
| 5. Seth Joyner | LB | 1986-1993 | 8 | 120 |

| Secondary | Pos | Years | Seasons | GP |
|-------------------|-----|-----------|---------|-----|
| 1. Brian Dawkins | FS | 1996-2008 | 13 | 183 |
| 2. Randy Logan | S | 1973-1983 | 11 | 159 |
| 3t. Andre Waters | SS | 1984-1993 | 10 | 137 |
| Wes Hopkins | FS | 1983-1993 | 10 | 137 |
| 5. Herman Edwards | DB | 1977-1985 | 9 | 135 |
| 6. Nate Ramsey | DB | 1963-1972 | 10 | 134 |
| 7. Sheldon Brown | CB | 2002-2009 | 8 | 128 |
| 8. Quintin Mikell | S | 2003-2010 | 8 | 123 |
| 9. Bobby Taylor | CB | 1995-2003 | 9 | 119 |
| 10t. Troy Vincent | CB | 1996-2003 | 8 | 118 |
| Brenard Wilson | S | 1979-1986 | 8 | 118 |

| Kickers | Pos | Years | Seasons | GP |
|------------------|------|-----------|---------|-----|
| 1. David Akers | K | 1999-2010 | 12 | 188 |
| 2. Bobby Walston | K/WR | 1951-1962 | 12 | 148 |
| 3. Sam Baker | K | 1964-1969 | 6 | 82 |
| 4. Tony Franklin | K | 1979-1983 | 5 | 73 |
| 5. Paul McFadden | K | 1984-1987 | 4 | 60 |

| Punters | Pos | Years | Seasons | GP |
|-----------------|-----|---------------|---------|----|
| 1. Donnie Jones | P | 2013-2017 | 5 | 80 |
| 2. Max Runager | P | 1979-83, 1989 | 6 | 72 |
| 3. Sean Landeta | P | 1999-02, 2005 | 5 | 65 |
| 4t. Sav Rocca | P | 2007-2010 | 4 | 64 |
| Jeff Feagles | P | 1990-1993 | 4 | 64 |
| Tom Hutton | P | 1995-1998 | 4 | 64 |



ALL-TIME LEADING SCORERS

| Player | Years | Games | TDs | XPM | XPA | FGM | FGA | 2pt | Pts |
|-----------------------------|----------------|-------|-----|-----|-----|-----|-----|-----|------|
| 1. David Akers | 1999-2010 (12) | 188 | 0 | 441 | 447 | 294 | 357 | 0 | 1323 |
| 2. Bobby Walston (WR/K) | 1951-1962 (12) | 148 | 46 | 365 | 383 | 80 | 157 | 0 | 881 |
| 3. Sam Baker | 1964-1969 (6) | 82 | 0 | 205 | 213 | 90 | 153 | 0 | 475 |
| 4. Harold Carmichael (WR) | 1971-1983 (13) | 180 | 79 | 0 | 0 | 0 | 0 | 0 | 474 |
| 5. Steve Van Buren (B) | 1944-1951 (8) | 83 | 77 | 2 | 2 | 0 | 0 | 0 | 464 |
| 6. Tony Franklin | 1979-1983 (5) | 73 | 0 | 172 | 182 | 80 | 128 | 0 | 412 |
| 7. Brian Westbrook (RB) | 2002-2009 (8) | 107 | 68 | 0 | 0 | 0 | 0 | 1 | 410 |
| 8. Tommy McDonald (FL) | 1957-1963 (7) | 88 | 67 | 0 | 0 | 0 | 0 | 0 | 402 |
| 9. Paul McFadden | 1984-1987 (4) | 60 | 0 | 117 | 119 | 91 | 124 | 0 | 390 |
| 10. Roger Ruzek | 1989-1993 (5) | 58 | 0 | 139 | 151 | 81 | 108 | 0 | 382 |
| 11. Pete Pihos (E) | 1947-1955 (9) | 107 | 63 | 0 | 0 | 0 | 0 | 0 | 378 |
| 12. Timmy Brown (B) | 1960-1967 (8) | 96 | 62 | 0 | 0 | 0 | 0 | 0 | 372 |
| 13. Mike Quick (WR) | 1982-1990 (9) | 101 | 61 | 0 | 0 | 0 | 0 | 0 | 366 |
| 14. Wilbert Montgomery (RB) | 1977-1984 (8) | 100 | 58 | 0 | 0 | 0 | 0 | 0 | 348 |
| 15. Alex Henery | 2011-2013 (3) | 48 | 0 | 116 | 117 | 74 | 86 | 0 | 338 |
| 16. LeSean McCoy (RB) | 2009-2014 (6) | 90 | 54 | 0 | 0 | 0 | 0 | 1 | 326 |
| 17t. Tom Dempsey | 1971-1974 (4) | 47 | 0 | 84 | 90 | 66 | 108 | 0 | 282 |
| Pete Retzlaff (E) | 1956-1966 (11) | 132 | 47 | 0 | 0 | 0 | 0 | 0 | 282 |
| 19. Cliff Patton | 1946-1950 (5) | 52 | 0 | 160 | 166 | 28 | 61 | 0 | 244 |
| 20. DeSean Jackson (WR) | 2008-2013 (6) | 87 | 39 | 0 | 0 | 0 | 0 | 0 | 234 |

MOST TOUCHDOWNS, Career

| PLAYER | TDs |
|--------------------------------------|-----|
| 1. Harold Carmichael (WR) | 79 |
| 2. Steve Van Buren (B) | 77 |
| 3. Brian Westbrook (RB) | 68 |
| 4. Tommy McDonald (FL) | 67 |
| 5. Pete Pihos (E) | 63 |
| 6. Timmy Brown (B) | 62 |
| 7. Mike Quick (WR) | 61 |
| 8. Wilbert Montgomery (RB) | 58 |
| 9. LeSean McCoy (RB) | 54 |
| 10. Pete Retzlaff (E) | 47 |

MOST FGs MADE, Career

| PLAYER | FGM |
|--------------------------------|-----|
| 1. David Akers | 294 |
| 2. Paul McFadden | 91 |
| 3. Sam Baker | 90 |
| 4. Roger Ruzek | 81 |
| 5t. Tony Franklin | 80 |
| Bobby Walston (WR/K) | 80 |
| 7. Alex Henery | 74 |
| 8. Tom Dempsey | 66 |
| 9. Caleb Sturgis | 56 |
| 10. Jake Elliott | 52 |

MOST FGAs, Career

| PLAYER | FGA |
|-----------------------------------|-----|
| 1. David Akers | 357 |
| 2. Bobby Walston (WR/K) | 157 |
| 3. Sam Baker | 153 |
| 4. Tony Franklin | 128 |
| 5. Paul McFadden | 124 |
| 6t. Roger Ruzek | 108 |
| Tom Dempsey | 108 |
| 8. Alex Henery | 86 |
| 9. Caleb Sturgis | 66 |
| 10. Jake Elliott | 62 |

MOST PATs MADE, Career

| PLAYER | XPM |
|-----------------------------------|-----|
| 1. David Akers | 441 |
| 2. Bobby Walston (WR/K) | 365 |
| 3. Sam Baker | 205 |
| 4. Tony Franklin | 172 |
| 5. Cliff Patton | 160 |
| 6. Roger Ruzek | 139 |
| 7. Paul McFadden | 117 |
| 8. Alex Henery | 116 |
| 9. Roy Zimmerman | 89 |
| 10. Tom Dempsey | 84 |

MOST PATs ATT., Career

| PLAYER | XPA |
|-----------------------------------|-----|
| 1. David Akers | 447 |
| 2. Bobby Walston (WR/K) | 383 |
| 3. Sam Baker | 213 |
| 4. Tony Franklin | 182 |
| 5. Cliff Patton | 166 |
| 6. Roger Ruzek | 151 |
| 7. Paul McFadden | 119 |
| 8. Alex Henery | 117 |
| 9. Roy Zimmerman | 98 |
| 10. Tom Dempsey | 90 |

MOST POINTS, SEASON

| Player | Year | TDs | XPM | XPA | FGM | FGA | 2pt | Pts |
|----------------------|------|-----|-----|-----|-----|-----|-----|-----|
| 1. Cody Parkey | 2014 | 0 | 54 | 54 | 32 | 36 | 0 | 150 |
| 2. David Akers | 2008 | 0 | 45 | 45 | 33 | 40 | 0 | 144 |
| 3. David Akers | 2010 | 0 | 47 | 47 | 32 | 38 | 0 | 143 |
| 4. David Akers | 2009 | 0 | 43 | 45 | 32 | 37 | 0 | 139 |
| 5. Caleb Sturgis | 2016 | 0 | 30 | 31 | 35 | 41 | 0 | 135 |
| 6. David Akers | 2002 | 0 | 43 | 43 | 30 | 34 | 0 | 133 |
| 7. David Akers | 2004 | 0 | 41 | 42 | 27 | 32 | 0 | 122 |
| 8. David Akers | 2000 | 0 | 34 | 36 | 29 | 33 | 0 | 121 |
| 9. LeSean McCoy (RB) | 2011 | 20 | 0 | 0 | 0 | 0 | 0 | 120 |
| 10. Alex Henery | 2011 | 0 | 46 | 46 | 24 | 27 | 0 | 118 |

Led NFL

Led Conference

LONGEST FIELD GOALS

| PLAYER | GAME | LG |
|------------------|----------------------------|----|
| 1. Jake Elliott | 9/24/17 vs. Giants | 61 |
| 2. Tony Franklin | 11/12/79 at Cowboys | 59 |
| 3. David Akers | 9/14/03 vs. Patriots | 57 |
| 4. Jake Elliott | 11/11/18 vs. Cowboys | 56 |
| 5. Caleb Sturgis | 10/30/16 at Cowboys | 55 |
| 6t. Cody Parkey | 10/26/14 at Cardinals | 54 |
| Tom Dempsey | 12/12/71 vs. StL Cardinals | 54 |
| 8t. Jake Elliott | 10/1/17 at LA Chargers | 53 |
| Caleb Sturgis | 9/19/16 at Bears | 53 |
| Caleb Sturgis | 11/8/15 at Cowboys | 53 |
| David Akers | 9/30/07 at Giants | 53 |
| David Akers | 10/24/99 at Dolphins | 53 |
| Roger Ruzek | 12/9/90 at Dolphins | 53 |

ALL-TIME SCORING

| | |
|---------------------------------|-------|
| TDs by rushing | 1,035 |
| TDs by reception | 1,635 |
| TDs by INT return | 99 |
| TDs by kickoff return | 29 |
| TDs by punt return | 32 |
| TDs by fumble return | 80 |
| TDs by blocked punt | 11 |
| FGs made | 1,332 |



TOP SINGLE-GAME SCORING PERFORMANCES

MOST POINTS, Game

| PLAYER | GAME | PTS |
|--------------------------|-------------------------------|-----|
| 1. Bobby Walston (WR/K) | 10/17/1954 at Redskins | 25 |
| 2t. Brian Westbrook (RB) | 11/27/2008 vs. Cardinals | 24 |
| Irving Fryar (WR) | 10/20/1996 vs. Dolphins | 24 |
| Wilbert Montgomery (RB) | 10/7/1979 vs. Redskins | 24 |
| Wilbert Montgomery (RB) | 9/10/1978 at Redskins | 24 |
| Ben Hawkins (FL) | 9/28/1969 vs. Steelers | 24 |
| Tommy McDonald (FL) | 10/4/1959 vs. Giants | 24 |
| Clarence Peaks (B) | 11/16/1958 vs. Chi. Cardinals | 24 |

MOST TOUCHDOWNS, Game

| PLAYER | GAME | TDS |
|--------------------------|-------------------------------|-----|
| 1t. Brian Westbrook (RB) | 11/27/2008 vs. Cardinals | 4 |
| Irving Fryar (WR) | 10/20/1996 vs. Dolphins | 4 |
| Wilbert Montgomery (RB) | 10/7/1979 vs. Redskins | 4 |
| Wilbert Montgomery (RB) | 9/10/1978 at Redskins | 4 |
| Ben Hawkins (FL) | 9/28/1969 vs. Steelers | 4 |
| Tommy McDonald (FL) | 10/4/1959 vs. Giants | 4 |
| Clarence Peaks (B) | 11/16/1958 vs. Chi. Cardinals | 4 |

MOST FIELD GOALS MADE, Game

| PLAYER | GAME | FGM |
|-----------------|-------------------------------|-----|
| 1. Tom Dempsey | 11/12/1972 at Houston Oilers | 6 |
| 2t. Cody Parkey | 11/23/2014 vs. Titans | 5 |
| Alex Henery | 10/6/2013 at Giants | 5 |
| David Akers | 11/18/2001 at Cowboys | 5 |
| Gary Anderson | 12/22/1996 vs. Ari. Cardinals | 5 |
| Gary Anderson | 10/1/1995 at Saints | 5 |

MOST FIELD GOALS ATTEMPTED, Game

| PLAYER | GAME | FGA |
|-----------------|------------------------------|-----|
| 1t. Tom Dempsey | 11/12/1972 at Houston Oilers | 7 |
| Sam Baker | 12/5/1965 vs. Cowboys | 7 |
| 3t. Cody Parkey | 11/23/2014 vs. Titans | 6 |
| David Akers | 10/3/2004 at Bears | 6 |
| Tom Dempsey | 10/7/1973 at Bills | 6 |

MOST CONSECUTIVE FIELD GOALS MADE

| PLAYER (YEARS) | FGs |
|---|-----------|
| 1. Alex Henery (2012) | 22 |
| 2. Caleb Sturgis (2016) | 18 |
| 3t. Cody Parkey (2014) | 17 |
| Alex Henery (2011-12) (16 in 2011, 1 in 2012) | 17 |
| David Akers (2009) | 17 |
| David Akers (2001) | 17 |
| 7t. David Akers (2008) | 15 |
| David Akers (2004) | 15 |
| 9t. Jake Elliott (2018) | 13 |
| David Akers (2003) | 13 |
| David Akers (1999-2000) (1 in 1999, 12 in 2000) | 13 |

MOST TOUCHDOWNS, Season

| PLAYER (YEAR) | TDS |
|--------------------------------------|-----|
| 1. LeSean McCoy (2011) | 20 |
| 2. Steve Van Buren (1945) | 18 |
| 3t. Brian Westbrook (2008) | 14 |
| Terrell Owens (2004) | 14 |
| Wilbert Montgomery (1979) | 14 |
| Steve Van Buren (1947) | 14 |

MOST FGs MADE, Season

| PLAYER (YEAR) | FGM |
|-----------------------------------|-----|
| 1. Caleb Sturgis (2016) | 35 |
| 2. David Akers (2008) | 33 |
| 3t. Cody Parkey (2014) | 32 |
| David Akers (2010) | 32 |
| David Akers (2009) | 32 |

MOST FGA, Season

| PLAYER (YEAR) | FGA |
|-----------------------------------|-----|
| 1. Caleb Sturgis (2016) | 41 |
| 2t. David Akers (2008) | 40 |
| Tom Dempsey (1973) | 40 |
| 4. David Akers (2010) | 38 |
| 5t. David Akers (2009) | 37 |
| Paul McFadden (1984) | 37 |

MOST PATs ATTEMPTED, Season

| PLAYER (YEAR) | XPA |
|---|-----|
| 1. Cody Parkey (2014) | 54 |
| 2. Cliff Patton (1948) | 50 |
| 3. [4 times] last by David Akers (2006) | 48 |

MOST PATs MADE, Season

| PLAYER (YEAR) | XPM |
|----------------------------------|-----|
| 1. Cody Parkey (2014) | 54 |
| 2. Cliff Patton (1948) | 50 |
| 3t. David Akers (2006) | 48 |
| Tony Franklin (1980) | 48 |
| 5. David Akers (2010) | 47 |

MOST CONSECUTIVE GAMES WITH A TD

| PLAYER (YEAR) | GAMES |
|---|-------|
| 1. LeSean McCoy (2011) | 9 |
| 2. Steve Van Buren (1947) | 8 |
| 3. [5 times] last by Ricky Watters (1995) | 6 |

MOST CONSECUTIVE PATs MADE

| PLAYER (YEARS) | XPM |
|--------------------------------------|-----|
| 1. David Akers (2004-2009) | 173 |
| 2. David Akers (2001-04) | 153 |
| 3. Cliff Patton (1947-49) | 84 |



ALL-TIME LEADING PASSERS

| Player | Years | Gm | Att | Cmp | Pct | Yds | TD | INT | Lg | QB Rat | INT Pct |
|------------------------|--------------------|-----------|--------------|------------|-------------|---------------|-----------|-----------|------------|-------------|------------|
| 1. Donovan McNabb | 1999-2009 (11) | 148 | 4,746 | 2,801 | 59.0 | 32,873 | 216 | 100 | 91t | 86.5 | 2.1 |
| 2. Ron Jaworski | 1977-86 (10) | 142 | 3,918 | 2,088 | 53.3 | 26,963 | 175 | 151 | 99t | 74.0 | 3.9 |
| 3. Randall Cunningham | 1985-95 (11) | 122 | 3,362 | 1,874 | 55.7 | 22,877 | 150 | 105 | 95t | 78.7 | 3.1 |
| 4. Norm Snead | 1964-70 (7) | 85 | 2,236 | 1,154 | 51.6 | 15,672 | 111 | 124 | 87t | 67.7 | 5.5 |
| 5. Tommy Thompson | 1941-50 (8) | 88 | 1,396 | 723 | 51.8 | 10,240 | 90 | 100 | 75t | 67.4 | 7.2 |
| 6. Carson Wentz | 2016-18 (3) | 40 | 1,448 | 923 | 63.7 | 10,152 | 70 | 28 | 73t | 92.5 | 1.9 |
| 7. Michael Vick | 2009-13 (5) | 54 | 1,300 | 773 | 59.5 | 9,984 | 57 | 33 | 91t | 87.7 | 2.5 |
| 8. Sonny Jurgensen | 1957-63 (7) | 83 | 1,107 | 602 | 54.4 | 9,639 | 76 | 73 | 84 | 79.1 | 6.6 |
| 9. Nick Foles | 2012-14, 17-18 (5) | 40 | 1,189 | 748 | 62.9 | 8,703 | 58 | 23 | 83t | 93.2 | 1.9 |
| 10. Bobby Thomason | 1952-57 (6) | 68 | 1,113 | 556 | 50.0 | 8,124 | 57 | 80 | 67t | 61.2 | 7.2 |
| 11. Norm Van Brocklin | 1958-60 (3) | 36 | 998 | 542 | 54.3 | 7,497 | 55 | 51 | 91t | 75.7 | 5.1 |
| 12. Roman Gabriel | 1973-77 (5) | 53 | 1,185 | 661 | 55.8 | 7,221 | 47 | 37 | 80t | 74.2 | 3.1 |
| 13. Adrian Burk | 1951-56 (6) | 70 | 960 | 457 | 47.6 | 6,203 | 55 | 77 | 84t | 54.4 | 8.0 |
| 14. Rodney Peete | 1995-98 (4) | 30 | 756 | 434 | 57.4 | 4,945 | 17 | 27 | 62 | 69.8 | 3.6 |
| 15. Ty Detmer | 1996-97 (2) | 21 | 645 | 372 | 57.7 | 4,478 | 22 | 19 | 57 | 78.2 | 2.9 |
| 16. King Hill | 1961-68 (8) | 71 | 635 | 325 | 51.2 | 4,308 | 29 | 51 | 92t | 54.8 | 8.0 |
| 17. Sam Bradford | 2015 (1) | 14 | 532 | 346 | 65.0 | 3,725 | 19 | 14 | 78t | 86.4 | 2.6 |
| 18. Roy Zimmerman | 1943-46 (4) | 41 | 435 | 190 | 43.7 | 3,219 | 30 | 43 | 75t | 52.7 | 9.9 |
| 19. Mark Sanchez | 2014-15 (2) | 13 | 400 | 257 | 64.3 | 3,034 | 18 | 15 | 72 | 86.6 | 3.8 |
| 20. Pete Liske | 1971-72 (2) | 28 | 407 | 214 | 52.6 | 2,930 | 14 | 22 | 69t | 64.8 | 5.4 |

MOST TD PASSES, Career

| PLAYER | TDs |
|------------------------|-----------|
| 1. Donovan McNabb | 216 |
| 2. Ron Jaworski | 175 |
| 3. Randall Cunningham | 150 |
| 4. Norm Snead | 111 |
| 5. Tommy Thompson | 90 |
| 6. Sonny Jurgensen | 76 |
| 7. Carson Wentz | 70 |
| 8. Nick Foles | 58 |
| 9t. Michael Vick | 57 |
| Bobby Thomason | 57 |

MOST ATTEMPTS, Career

| PLAYER | ATTs |
|------------------------|--------------|
| 1. Donovan McNabb | 4,746 |
| 2. Ron Jaworski | 3,918 |
| 3. Randall Cunningham | 3,362 |
| 4. Norm Snead | 2,236 |
| 5. Carson Wentz | 1,448 |
| 6. Tommy Thompson | 1,396 |
| 7. Michael Vick | 1,300 |
| 8. Nick Foles | 1,189 |
| 9. Roman Gabriel | 1,185 |
| 10. Bobby Thomason | 1,113 |

MOST COMPLETIONS, Career

| PLAYER | COMPS |
|------------------------|------------|
| 1. Donovan McNabb | 2,801 |
| 2. Ron Jaworski | 2,088 |
| 3. Randall Cunningham | 1,874 |
| 4. Norm Snead | 1,154 |
| 5. Carson Wentz | 923 |
| 6. Michael Vick | 773 |
| 7. Nick Foles | 748 |
| 8. Tommy Thompson | 723 |
| 9. Roman Gabriel | 661 |
| 10. Sonny Jurgensen | 602 |

BEST COMP. PCT., Career

| PLAYER | COMP% |
|------------------------|-------------|
| 1. Sam Bradford | 65.0 |
| 2. Carson Wentz | 63.7 |
| 3. Nick Foles | 62.9 |
| 4. Michael Vick | 59.5 |
| 5. Donovan McNabb | 59.0 |
| 6. Ty Detmer | 57.7 |
| 7. Rodney Peete | 57.4 |
| 8. Roman Gabriel | 55.8 |
| 9. Randall Cunningham | 55.7 |
| 10. Sonny Jurgensen | 54.4 |

(min. 500 attempts)

BEST QB RATING, Career

| PLAYER | QB RATING |
|------------------------|-------------|
| 1. Nick Foles | 93.2 |
| 2. Carson Wentz | 92.5 |
| 3. Michael Vick | 87.7 |
| 4. Donovan McNabb | 86.5 |
| 5. Sam Bradford | 86.4 |
| 6. Sonny Jurgensen | 79.1 |
| 7. Randall Cunningham | 78.7 |
| 8. Ty Detmer | 78.2 |
| 9. Norm Van Brocklin | 75.7 |
| 10. Roman Gabriel | 74.2 |

(min. 500 attempts)

MOST INTs, Career

| PLAYER | INTs |
|-----------------------|------|
| 1. Ron Jaworski | 151 |
| 2. Norm Snead | 124 |
| 3. Randall Cunningham | 105 |
| 4t. Donovan McNabb | 100 |
| Tommy Thompson | 100 |
| 6. Bobby Thomason | 80 |
| 7. Adrian Burk | 77 |
| 8. Sonny Jurgensen | 73 |
| 9t. King Hill | 51 |
| Norm Van Brocklin | 51 |



MOST PASSING YARDS, SEASON

| Player | Year | Att | Cmp | Pct | Yds | TD | INT | Lg | QB Rat | INT Pct |
|---------------------------------|-------------|------------|------------|-------------|--------------|-----------|-----------|------------|-------------|------------|
| 1. Donovan McNabb | 2008 | 571 | 345 | 60.4 | 3,916 | 23 | 11 | 90t | 86.4 | 1.9 |
| 2. Donovan McNabb | 2004 | 469 | 300 | 64.0 | 3,875 | 31 | 8 | 80 | 104.7 | 1.7 |
| 3. Randall Cunningham | 1988 | 560 | 301 | 53.8 | 3,808 | 24 | 16 | 80t | 77.6 | 2.9 |
| 4. Carson Wentz (rookie) | 2016 | 607 | 379 | 62.4 | 3,782 | 16 | 14 | 73t | 79.3 | 2.3 |
| 5. Sam Bradford | 2015 | 532 | 346 | 65.0 | 3,725 | 19 | 14 | 78t | 86.4 | 2.6 |
| 6. Sonny Jurgensen | 1961 | 416 | 235 | 56.5 | 3,723 | 32 | 24 | 69 | 88.1 | 5.8 |
| 7. Donovan McNabb | 2009 | 443 | 267 | 60.3 | 3,553 | 22 | 10 | 60t | 92.9 | 2.3 |
| 8. Ron Jaworski | 1980 | 451 | 257 | 57.0 | 3,529 | 27 | 12 | 56t | 91.0 | 2.7 |
| 9. Randall Cunningham | 1990 | 465 | 271 | 58.3 | 3,466 | 30 | 13 | 95t | 91.6 | 2.8 |
| 10. Ron Jaworski | 1985 | 484 | 255 | 52.7 | 3,450 | 17 | 20 | 99t | 70.2 | 4.1 |

Led NFL

Led Conference

MOST ATTEMPTS, Season

| PLAYER (YEAR) | ATT |
|------------------------------|-----|
| 1. Carson Wentz (2016) | 607 |
| 2. Donovan McNabb (2008) | 571 |
| 3. Donovan McNabb (2000) | 569 |
| 4. Randall Cunningham (1988) | 560 |
| 5t. Sam Bradford (2015) | 532 |
| Randall Cunningham (1989) | 532 |

MOST COMPLETIONS, Season

| PLAYER (YEAR) | COMP |
|------------------------------|------|
| 1. Carson Wentz (2016) | 379 |
| 2. Sam Bradford (2015) | 346 |
| 3. Donovan McNabb (2008) | 345 |
| 4. Donovan McNabb (2000) | 330 |
| 5. Randall Cunningham (1988) | 301 |

MOST TD PASSES, Season

| PLAYER (YEAR) | TDs |
|------------------------------|-----|
| 1. Carson Wentz (2017) | 33 |
| 2. Sonny Jurgensen (1961) | 32 |
| 3. Donovan McNabb (2004) | 31 |
| 4. Randall Cunningham (1990) | 30 |
| 5. Norm Snead (1967) | 29 |

BEST COMPLETION PERCENTAGE, Season

| PLAYER (YEAR) | COMP% |
|--------------------------|-------|
| 1. Carson Wentz (2018) | 69.58 |
| 2. Sam Bradford (2015) | 65.03 |
| 3. Mark Sanchez (2014) | 64.08 |
| 4. Nick Foles (2013) | 64.04 |
| 5. Donovan McNabb (2004) | 63.97 |
| 6. Michael Vick (2010) | 62.63 |

(min. 250 attempts)

BEST QB RATING, Season

| PLAYER (YEAR) | QB RATING |
|--------------------------|-----------|
| 1. Nick Foles (2013) | 119.2 |
| 2. Donovan McNabb (2004) | 104.7 |
| 3. Carson Wentz (2018) | 102.2 |
| 4. Carson Wentz (2017) | 101.9 |
| 5. Michael Vick (2010) | 100.2 |
| 6. Donovan McNabb (2006) | 95.5 |
| 7. Donovan McNabb (2009) | 92.9 |

(min. 250 attempts)

FEWEST INTERCEPTIONS, Season

| PLAYER (YEAR) | INTs |
|------------------------------|------|
| 1. Nick Foles (2013, 317) | 2 |
| 2t. Nick Foles (2012, 265) | 5 |
| Bubby Brister (1993, 309) | 5 |
| 4t. Michael Vick (2010, 372) | 6 |
| Donovan McNabb (2002, 361) | 6 |
| Donovan McNabb (2006, 316) | 6 |

(min. 250 attempts)

LOWEST INT PERCENTAGE, Season

| PLAYER (YEAR) | PCT |
|---------------------------------|------|
| 1. Nick Foles (2013, 2-317) | 0.63 |
| 2. Donovan McNabb (2007, 7-473) | 1.48 |
| 3. Carson Wentz (2017, 7-440) | 1.59 |
| 4. Michael Vick (2010, 6-372) | 1.61 |
| 5. Bubby Brister (1993, 5-309) | 1.61 |
| 6. Donovan McNabb (2002, 6-361) | 1.66 |

(min. 250 attempts)

MOST INTERCEPTIONS, Season

| PLAYER (YEAR) | INTs |
|---------------------------|------|
| 1. Sonny Jurgensen (1962) | 26 |
| 2t. Norm Snead (1967) | 24 |
| Sonny Jurgensen (1961) | 24 |
| 4t. Norm Snead (1969) | 23 |
| Adrian Burk (1951) | 23 |



TOP SINGLE-GAME PASSING PERFORMANCES

MOST YARDS, Game

| PLAYER | GAME | YARDS |
|-----------------------|-----------------------------|-------|
| 1. Nick Foles | 12/23/18 vs. Texans | 471 |
| 2. Donovan McNabb | 12/5/2004 vs. Packers | 464 |
| 3. Donovan McNabb | 11/15/2009 at Chargers | 450 |
| 4. Randall Cunningham | 9/17/1989 vs. at Redskins | 447 |
| 5. Bobby Thomason | 11/8/1953 vs. Giants | 437 |
| 6. Sonny Jurgensen | 10/29/1961 at Redskins | 436 |
| 7t. Nick Foles | 12/15/2013 at Vikings | 428 |
| Michael Vick | 9/15/2013 vs. Chargers | 428 |
| 9. Sonny Jurgensen | 12/16/1962 at StL Cardinals | 419 |
| 10. Michael Vick | 10/2/2011 vs. 49ers | 416 |

MOST TD PASSES, Game

| PLAYER | GAME | TDs |
|--------------------|-----------------------------|-----|
| 1t. Nick Foles | 11/3/2013 at Raiders | *7 |
| Adrian Burk | 10/17/1954 at Redskins | *7 |
| 3t. Donovan McNabb | 9/18/2005 vs. 49ers | 5 |
| Donovan McNabb | 12/5/2004 vs. Packers | 5 |
| Randall Cunningham | 9/17/1989 vs. at Redskins | 5 |
| Norm Snead | 9/28/1969 vs. Steelers | 5 |
| Sonny Jurgensen | 12/16/1962 at StL Cardinals | 5 |
| Sonny Jurgensen | 11/26/1961 vs. Cowboys | 5 |
| Adrian Burk | 11/28/1954 vs. Redskins | 5 |

* NFL Record

MOST ATTEMPTS, Game

| PLAYER | GAME | ATT |
|--------------------|-------------------------|-----|
| 1t. Nick Foles | 10/26/2014 at Cardinals | 62 |
| Randall Cunningham | 10/2/1989 at Bears | 62 |
| 3t. Carson Wentz | 12/4/2016 at Bengals | 60 |
| Davey O'Brien | 12/1/1940 at Redskins | 60 |
| 5. Donovan McNabb | 11/16/2008 at Bengals | 58 |

MOST COMPLETIONS, Game

| PLAYER | GAME | COMP |
|------------------|-------------------------|------|
| 1t. Sam Bradford | 12/26/2015 vs Redskins | 37 |
| Mark Sanchez | 12/20/2014 at Redskins | 37 |
| 3t. Carson Wentz | 12/4/2016 at Bengals | 36 |
| Sam Bradford | 9/14/2015 at Falcons | 36 |
| Nick Foles | 10/26/2014 at Cardinals | 36 |

BEST COMPLETION PERCENTAGE, Game

| PLAYER | GAME | COMP-ATT | PCT |
|------------------|-------------------------|----------|------|
| 1. Nick Foles | 12/30/2018 at Redskins | 28-33 | 84.8 |
| 2. Nick Foles | 12/22/2013 vs. Bears | 21-25 | 84.0 |
| 3. Rodney Peete | 9/15/1996 vs. Lions | 25-30 | 83.3 |
| 4t. Nate Sudfeld | 12/31/2017 vs. Cowboys | 19-23 | 82.6 |
| Jeff Garcia | 11/26/2006 at Colts | 19-23 | 82.6 |
| 6. Carson Wentz | 10/21/2018 vs. Panthers | 30-37 | 81.1 |

MOST INTERCEPTIONS, Game

| PLAYER | GAME | INTs |
|----------------|-------------------------------|------|
| 1t. Pete Liske | 9/26/1971 vs. Cowboys | 6 |
| Bobby Thomason | 10/21/1956 vs. Chi. Cardinals | 6 |

LONGEST PASSING PLAYS

| PLAYER (GAME) | YARDS |
|--|-------|
| 1. Ron Jaworski to Mike Quick (11/10/1985 vs. Falcons) | 99t* |
| 2. Randall Cunningham to Fred Barnett (12/2/1990 at Bills) | 95t |
| 3. Randall Cunningham to Herschel Walker (9/4/1994 at Giants) . . . | 93 |
| 4. King Hill to Ben Hawkins (9/22/1968 vs. Giants) | 92t |
| 5t. Michael Vick to DeSean Jackson (12/12/2010 at Cowboys) | 91t |
| Donovan McNabb to Terrell Owens (10/30/2005 at Broncos) . . . | 91t |
| Norm Van Brocklin to T. McDonald (10/5/1958 vs. Giants) | 91t |
| 8t. Donovan McNabb to Hank Baskett (9/7/2008 vs. Rams) | 90t |
| Ron Jaworski to Mike Quick (10/28/1984 vs. StL Cardinals) | 90t |
| 10. A.J. Feeley to Hank Baskett (12/31/2006 vs. Falcons) | 89t |

* NFL Record

MOST CONSECUTIVE COMPLETIONS

| PLAYER | GAME(S) | COMP |
|-------------------|--|------|
| 1. Nick Foles | 12/30/2018 at Redskins | *25 |
| 2. Donovan McNabb | last 10, 11/28/2004 at NYG & first 14, 12/5/2004 vs. Packers | 24 |
| 3. Donovan McNabb | 9/23/2007 vs. Lions | 18 |
| 4t. Carson Wentz | 10/21/2018 vs. Panthers | 15 |
| Donovan McNabb | 9/21/2008 vs. Steelers | ^15 |

*NFL Record (tied with two others)

^Most consecutive pass completions to start a game



ALL-TIME LEADING RUSHERS

| PLAYER | YEARS | GM | ATT | YARDS | AVG | LG | TDs |
|----------------------------|----------------|-----|-------|-------|-----|-----|-----|
| 1. LeSean McCoy | 2009-2014 (6) | 90 | 1,461 | 6,792 | 4.6 | 66t | 44 |
| 2. Wilbert Montgomery | 1977-1984 (8) | 100 | 1,465 | 6,538 | 4.5 | 90t | 45 |
| 3. Brian Westbrook | 2002-2009 (8) | 107 | 1,308 | 5,995 | 4.6 | 71t | 37 |
| 4. Steve Van Buren | 1944-1951 (8) | 83 | 1,320 | 5,860 | 4.4 | 70t | 69 |
| 5. Duce Staley | 1997-2003 (7) | 98 | 1,200 | 4,807 | 4.0 | 64t | 22 |
| 6. Randall Cunningham (QB) | 1985-1995 (11) | 122 | 677 | 4,482 | 6.6 | 52t | 32 |
| 7. Ricky Watters | 1995-1997 (3) | 48 | 975 | 3,794 | 3.9 | 57 | 31 |
| 8. Timmy Brown | 1960-1967 (8) | 96 | 850 | 3,703 | 4.4 | 61t | 29 |
| 9. Tom Woodeshick | 1963-1971 (9) | 111 | 831 | 3,563 | 4.3 | 57t | 21 |
| 10. Donovan McNabb (QB) | 1999-2009 (11) | 148 | 573 | 3,249 | 5.7 | 54 | 28 |
| 11. Tom Sullivan | 1972-1977 (6) | 80 | 871 | 3,135 | 3.6 | 37 | 17 |
| 12. Clarence Peaks | 1957-1963 (7) | 83 | 786 | 2,927 | 3.7 | 57 | 19 |
| 13. Keith Byars | 1986-1992 (7) | 105 | 750 | 2,672 | 3.6 | 52 | 17 |
| 14. Billy Barnes | 1957-1961 (5) | 60 | 689 | 2,391 | 3.5 | 70t | 20 |
| 15. Herschel Walker | 1992-1994 (3) | 48 | 554 | 2,344 | 4.2 | 91t | 14 |
| 16. Anthony Toney (FB) | 1986-1990 (5) | 67 | 639 | 2,294 | 3.6 | 44 | 14 |
| 17. Charlie Garner | 1994-1998 (5) | 66 | 495 | 2,261 | 4.6 | 55t | 17 |
| 18. Correll Buckhalter | 2001-2008 (8) | 74 | 476 | 2,155 | 4.5 | 64t | 18 |
| 19. Heath Sherman | 1989-1993 (5) | 76 | 537 | 2,130 | 4.0 | 37 | 10 |
| 20. Michael Vick | 2009-2013 (5) | 54 | 298 | 1,998 | 6.7 | 61 | 15 |

MOST ATTEMPTS, Career

| PLAYER | ATT |
|-----------------------|-------|
| 1. Wilbert Montgomery | 1,465 |
| 2. LeSean McCoy | 1,461 |
| 3. Steve Van Buren | 1,320 |
| 4. Brian Westbrook | 1,308 |
| 5. Duce Staley | 1,200 |
| 6. Ricky Watters | 975 |
| 7. Tom Sullivan | 871 |
| 8. Timmy Brown | 850 |
| 9. Tom Woodeshick | 831 |
| 10. Clarence Peaks | 786 |

MOST TOUCHDOWNS, Career

| PLAYER | TDs |
|----------------------------|-----|
| 1. Steve Van Buren | 69 |
| 2. Wilbert Montgomery | 45 |
| 3. LeSean McCoy | 44 |
| 4. Brian Westbrook | 37 |
| 5. Randall Cunningham (QB) | 32 |
| 6. Ricky Watters | 31 |
| 7. Timmy Brown | 29 |
| 8. Donovan McNabb (QB) | 28 |
| 9. Duce Staley | 22 |
| 10. Tom Woodeshick | 21 |

BEST RUSHING AVG, Career

| PLAYER | AVG |
|----------------------------|------|
| 1. Randall Cunningham (QB) | 6.62 |
| 2. Donovan McNabb (QB) | 5.67 |
| 3. LeSean McCoy | 4.65 |
| 4. Brian Westbrook | 4.58 |
| 5. Charlie Garner | 4.57 |
| 6. Correll Buckhalter | 4.53 |
| 7. Wilbert Montgomery | 4.46 |
| 8. Steve Van Buren | 4.44 |
| 9. Timmy Brown | 4.36 |
| 10. Tom Woodeshick | 4.29 |

(min. 400 attempts)

MOST RUSHING YARDS, SEASON

| PLAYER | YEAR | ATT | YARDS | AVG | LG | TDs |
|------------------------|------|-----|-------|-----|-----|-----|
| 1. LeSean McCoy | 2013 | 314 | 1,607 | 5.1 | 57t | 9 |
| 2. Wilbert Montgomery | 1979 | 338 | 1,512 | 4.5 | 62t | 9 |
| 3. Ricky Watters | 1996 | 353 | 1,411 | 4.0 | 56t | 13 |
| 4. Wilbert Montgomery | 1981 | 286 | 1,402 | 4.9 | 41 | 8 |
| 5. Brian Westbrook | 2007 | 278 | 1,333 | 4.8 | 36 | 7 |
| 6. LeSean McCoy | 2014 | 312 | 1,319 | 4.2 | 53 | 5 |
| 7. LeSean McCoy | 2011 | 273 | 1,309 | 4.8 | 60 | 17 |
| 8t. Duce Staley | 1999 | 325 | 1,273 | 3.9 | 29 | 4 |
| Ricky Watters | 1995 | 337 | 1,273 | 3.8 | 57 | 11 |
| 10. Wilbert Montgomery | 1978 | 259 | 1,220 | 4.7 | 47 | 9 |
| 11. Brian Westbrook | 2006 | 240 | 1,217 | 5.1 | 71t | 7 |
| 12. Steve Van Buren | 1949 | 263 | 1,146 | 4.4 | 41 | 11 |
| 13. Ricky Watters | 1997 | 285 | 1,110 | 3.9 | 28 | 7 |
| 14. LeSean McCoy | 2010 | 207 | 1,080 | 5.2 | 62 | 7 |
| 15. Herschel Walker | 1992 | 267 | 1,070 | 4.0 | 38 | 8 |
| 16. Duce Staley | 1998 | 258 | 1,065 | 4.1 | 64t | 5 |
| 17. Duce Staley | 2002 | 269 | 1,029 | 3.8 | 57 | 5 |
| 18. Earnest Jackson | 1985 | 282 | 1,028 | 3.6 | 59 | 5 |
| 19. Steve Van Buren | 1947 | 217 | 1,008 | 4.6 | 45 | 13 |

Led NFL

Led Conference

LONGEST RUSHING PLAYS

| PLAYER (GAME) | YARDS |
|---|-------|
| 1. Herschel Walker (11/27/94 at Falcons) | 91t |
| 2. Wilbert Montgomery (12/19/82 vs. Oilers) | 90t |
| 3. Brian Mitchell (10/1/00 vs. Falcons) | 85t |
| 4. Swede Hanson (9/16/34 at Packers) | 81t |
| 5. Leroy Harris (11/25/79 at Packers) | 80 |
| 6. Bosh Pritchard (10/23/49 vs. Redskins) | 77t |
| 7. Herman Hunter (11/24/85 at Cowboys) | 74t |
| 8. Wilbert Montgomery (9/14/80 at Vikings) | 72t |
| 9t. Jay Ajayi (11/19/17 at Cowboys) | 71 |
| Brian Westbrook (9/24/06 at 49ers) | 71t |
| John Brewer (10/4/52 vs. Giants) | 71t |



TOP SINGLE-GAME RUSHING PERFORMANCES

MOST YARDS, Game

| PLAYER | GAME | YARDS |
|-----------------------|-------------------------|-------|
| 1. LeSean McCoy | 12/8/2013 vs. Lions | 217 |
| 2. Steve Van Buren | 11/27/1949 vs. Steelers | 205 |
| 3. Duce Staley | 9/3/2000 at Cowboys | 201 |
| 4. Wilbert Montgomery | 11/4/1979 vs. Browns | 197 |
| 5. Steve Van Buren | 12/18/1949 at Rams | 196 |
| 6. Wilbert Montgomery | 1/11/1981 vs. Cowboys | 194 |
| 7. Swede Hanson | 11/6/1934 vs. Cin. Reds | 190 |
| 8. Timmy Brown | 11/7/1965 at Browns | 186 |
| 9. LeSean McCoy | 10/30/2011 vs. Cowboys | 185 |
| 10. LeSean McCoy | 9/9/2013 at Redskins | 184 |

MOST ATTEMPTS, Game

| PLAYER | GAME | ATT |
|---------------------|-----------------------------|-----|
| 1t. Heath Sherman | 10/6/1991 at Buccaneers | 35 |
| Heath Sherman | 11/12/1990 vs. Redskins | 35 |
| Steve Van Buren | 11/20/1949 vs. NY Bulldogs | 35 |
| 4. Earnest Jackson | 11/17/1985 at StL Cardinals | 34 |
| 5t. Brian Westbrook | 12/7/2008 at Giants | 33 |
| Ricky Watters | 12/10/1995 vs. Cowboys | 33 |
| Steve Van Buren | 10/3/1949 at Lions | 33 |

MOST TOUCHDOWNS, Game

| PLAYER | GAME | TDs |
|--------------------|-------------------------------|-----|
| 1t. LeSean McCoy | 12/18/2011 vs. Jets | 3 |
| LeSean McCoy | 9/19/2010 at Lions | 3 |
| Charlie Garner | 10/8/1995 vs. Redskins | 3 |
| Wilbert Montgomery | 12/19/1982 vs. Houston Oilers | 3 |
| Wilbert Montgomery | 10/7/1979 vs. Redskins | 3 |
| Wilbert Montgomery | 9/10/1978 at Redskins | 3 |
| Tom Sullivan | 10/13/1974 vs. Giants | 3 |
| Clarence Peaks | 11/16/1958 vs. Chi. Cardinals | 3 |
| Steve Van Buren | 10/17/1948 at Redskins | 3 |
| Steve Van Buren | 12/14/1947 vs. Packers | 3 |
| Steve Van Buren | 12/9/1945 vs. Boston Yanks | 3 |

MOST ATTEMPTS, Season

| PLAYER (YEAR) | ATT |
|------------------------------|-----|
| 1. Ricky Watters (1996) | 353 |
| 2. Wilbert Montgomery (1979) | 338 |
| 3. Ricky Watters (1995) | 337 |
| 4. Duce Staley (1999) | 325 |
| 5. LeSean McCoy (2013) | 314 |

MOST TOUCHDOWNS, Season

| PLAYER (YEAR) | TDs |
|---|-----|
| 1. LeSean McCoy (2011) | 17 |
| 2. Steve Van Buren (1945) | 15 |
| 3t. Ricky Watters (1996) | 13 |
| Steve Van Buren (1947) | 13 |
| 5. (three times) last by Ricky Watters (1995) | 11 |

CONSECUTIVE GAMES WITH RUSHING TD

| PLAYER (YEAR) | TDs |
|---|-----|
| 1. Steve Van Buren (1947) | 8 |
| 2. Ricky Watters (1995) | 6 |
| 3t. Steve Van Buren (1948) | 5 |
| LeSean McCoy (2011) | 5 |
| 5. (many times) last by Michael Vick (2010) | 4 |

MOST 100-YARD GAMES, Season

| PLAYER (YEAR) | GAMES |
|------------------------------|-------|
| 1. Wilbert Montgomery (1981) | 8 |
| 2t. LeSean McCoy (2013) | 7 |
| Wilbert Montgomery (1979) | 7 |
| 4t. LeSean McCoy (2011) | 6 |
| Brian Westbrook (2007) | 6 |
| Brian Westbrook (2006) | 6 |
| Ricky Watters (1996) | 6 |
| Wilbert Montgomery (1978) | 6 |

(regular season only)

CONSECUTIVE 100-YARD RUSHING GAMES

| PLAYER (YEAR) | GAMES |
|----------------------------|-------|
| 1. Steve Van Buren (1948) | 4 |
| 2t. Brian Westbrook (2006) | 3 |
| Wilbert Montgomery (1981) | 3 |
| Wilbert Montgomery (1979) | 3 |
| Wilbert Montgomery (1978) | 3 |



ALL-TIME LEADING RECEIVERS

| PLAYER | YEARS | GM | REC | YARDS | AVG | LG | TDs |
|-----------------------------|----------------------|-----------|------------|--------------|-------------|------------|-----------|
| 1. Harold Carmichael | 1971-1983 (13) | 180 | 589 | 8,978 | 15.2 | 85t | 79 |
| 2. Pete Retzlaff (TE) | 1956-1966 (11) | 132 | 452 | 7,412 | 16.4 | 84 | 47 |
| 3. Zach Ertz (TE) | 2013-2018 (6) | 91 | 437 | 4,827 | 11.0 | 60 | 29 |
| 4. Brian Westbrook (RB) | 2002-2009 (8) | 107 | 426 | 3,790 | 8.9 | 62 | 29 |
| 5. Brent Celek (TE) | 2007-2017 (11) | 175 | 398 | 4,998 | 12.6 | 73 | 31 |
| 6. Pete Pihos (E) | 1947-1955 (9) | 107 | 373 | 5,619 | 15.1 | 66t | 61 |
| 7. Keith Byars (RB) | 1986-1992 (7) | 105 | 371 | 3,532 | 9.5 | 60 | 13 |
| 8. Mike Quick | 1982-1990 (9) | 101 | 363 | 6,464 | 17.8 | 99t | 61 |
| 9. DeSean Jackson | 2008-2013 (6) | 87 | 356 | 6,117 | 17.2 | 91t | 32 |
| 10. Jeremy Maclin | 2009-2014 (6) | 75 | 343 | 4,771 | 13.9 | 83t | 36 |
| 11. Bobby Walston (WR/K) | 1951-1962 (12) | 148 | 311 | 5,363 | 17.2 | 75t | 46 |
| 12. Fred Barnett | 1990-1995 (6) | 81 | 308 | 4,634 | 15.0 | 95t | 28 |
| 13. LeSean McCoy (RB) | 2009-2014 (6) | 90 | 300 | 2,282 | 7.6 | 70 | 10 |
| 14. Jason Avant | 2006-2013 (8) | 116 | 297 | 3,646 | 12.3 | 58 | 12 |
| 15. Calvin Williams | 1990-1996 (7) | 93 | 295 | 3,840 | 13.0 | 80t | 34 |
| 16. Tommy McDonald (FL) | 1957-1963 (7) | 88 | 287 | 5,499 | 19.2 | 91t | 66 |
| 17. Duce Staley (RB) | 1997-2003 (7) | 98 | 275 | 2,498 | 9.1 | 52t | 10 |
| 18. Wilbert Montgomery (RB) | 1977-1984 (8) | 100 | 266 | 2,447 | 9.2 | 53t | 12 |
| 19. Ben Hawkins (FL) | 1966-1973 (8) | 102 | 261 | 4,764 | 18.3 | 92t | 32 |
| 20. Jordan Matthews (WR) | 2014-16, 2018 (4) | 60 | 245 | 2,973 | 12.1 | 78t | 21 |

MOST RECEIVING YARDS, Career

| PLAYER | YARDS |
|--------------------------|--------------|
| 1. Harold Carmichael | 8,978 |
| 2. Pete Retzlaff (E) | 7,412 |
| 3. Mike Quick | 6,464 |
| 4. DeSean Jackson | 6,117 |
| 5. Pete Pihos (E) | 5,619 |
| 6. Tommy McDonald (FL) | 5,499 |
| 7. Bobby Walston (WR/K) | 5,363 |
| 8. Brent Celek | 4,998 |
| 9. Zach Ertz | 4,827 |
| 10. Jeremy Maclin | 4,771 |
| 11. Ben Hawkins (FL) | 4,764 |
| 12. Fred Barnett | 4,634 |
| 13. Calvin Williams | 3,840 |
| 14. Brian Westbrook | 3,790 |
| 15. Jason Avant | 3,646 |
| 16. Keith Byars | 3,532 |
| 17. Harold Jackson | 3,493 |
| 18. Charlie Smith | 3,349 |
| 19. Timmy Brown | 3,346 |
| 20. Irving Fryar | 3,067 |

MOST TOUCHDOWNS, Career

| PLAYER | TDs |
|---------------------------|-----------|
| 1. Harold Carmichael | 79 |
| 2. Tommy McDonald (FL) | 66 |
| 3t. Mike Quick | 61 |
| Pete Pihos (E) | 61 |
| 5. Pete Retzlaff (E) | 47 |
| 6. Bobby Walston (WR/K) | 46 |
| 7. Jeremy Maclin | 36 |
| 8. Calvin Williams | 34 |
| 9t. DeSean Jackson | 32 |
| Ben Hawkins (FL) | 32 |

MOST RECEIVING YARDS, Season

| PLAYER (YEAR) | YARDS |
|----------------------------------|--------------|
| 1. Mike Quick (1983) | 1,409 |
| 2. DeSean Jackson (2013) | 1,332 |
| 3. Jeremy Maclin (2014) | 1,318 |
| 4. Irving Fryar (1997) | 1,316 |
| 5. Ben Hawkins (1967) | 1,265 |
| 6. Mike Quick (1985) | 1,247 |
| 7. Terrell Owens (2004) | 1,200 |
| 8. Irving Fryar (1996) | 1,195 |
| 9. Pete Retzlaff (1965) | 1,190 |
| 10. Zach Ertz (2018) | 1,163 |
| 11. DeSean Jackson (2009) | 1,156 |
| 12. Tommy McDonald (1962) | 1,146 |
| 13. Tommy McDonald (1961) | 1,144 |
| 14. Fred Barnett (1994) | 1,127 |
| 15t. Harold Carmichael (1973) | 1,116 |
| Harold Jackson (1969) | 1,116 |
| 17. Kevin Curtis (2007) | 1,110 |
| 18. Fred Barnett (1992) | 1,083 |
| 19. Harold Carmichael (1978) | 1,072 |
| 20. DeSean Jackson (2010) | 1,056 |
| 21. Mike Quick (1984) | 1,052 |
| 22. Pete Pihos (1953) | 1,049 |
| 23. Harold Jackson (1972) | 1,048 |
| 24. Harold Carmichael (1981) | 1,028 |

MOST RECEPTIONS, SEASON

| PLAYER | YEAR | REC | YDS | AVG | LG | TDs |
|----------------------------|-------------|------------|--------------|-------------|------------|-----------|
| 1. Zach Ertz (TE) | 2018 | 116 | 1,163 | 10.0 | 34 | 8 |
| 2. Brian Westbrook (RB) | 2007 | 90 | 771 | 8.6 | 57t | 5 |
| 3. Irving Fryar | 1996 | 88 | 1,195 | 13.6 | 42 | 11 |
| 4. Irving Fryar | 1997 | 86 | 1,316 | 15.3 | 72t | 6 |
| 5t. Jordan Matthews | 2015 | 85 | 997 | 11.7 | 78t | 8 |
| Jeremy Maclin | 2014 | 85 | 1,318 | 15.5 | 72 | 10 |
| 7. DeSean Jackson | 2013 | 82 | 1,332 | 16.2 | 61t | 9 |
| 8t. Keith Byars (RB) | 1990 | 81 | 819 | 10.1 | 54 | 3 |
| Keith Jackson (TE) | 1988 | 81 | 869 | 10.7 | 41 | 6 |
| 10t. Zach Ertz (TE) | 2016 | 78 | 816 | 10.5 | 30 | 4 |
| LeSean McCoy (RB) | 2010 | 78 | 592 | 7.6 | 40 | 2 |
| Fred Barnett | 1994 | 78 | 1,127 | 14.4 | 54 | 5 |

Led NFL

Led Conference



TOP SINGLE-GAME RECEIVING PERFORMANCES

MOST YARDS, Game

| PLAYER | GAME | YARDS |
|---------------------------------|-------------------------------|------------|
| 1. Tommy McDonald (FL) | 12/10/1961 vs. Giants | 237 |
| 2. Kevin Curtis (WR) | 9/23/2007 vs. Lions | 221 |
| 3. DeSean Jackson (WR) | 12/12/2010 at Cowboys | 210 |
| 4. Pete Retzlaff (E) | 11/14/1965 vs. Redskins | 204 |
| 5. Bud Grant (E) | 12/7/1952 vs. Dallas Texans | 203 |
| 6. Timmy Brown (B) | 12/16/1962 at StL Cardinals | 199 |
| 7. Ben Hawkins (FL) | 10/22/1967 at StL Cardinals | 197 |
| 8. DeSean Jackson (WR) | 12/15/2013 at Vikings | 195 |
| 9. Harold Jackson (WR) | 10/11/1970 at Giants | 194 |
| 10t. DeSean Jackson (WR) | 9/15/2013 vs. Chargers | 193 |
| Fred Barnett (WR) | 9/13/1992 at Pho. Cardinals | 193 |

MOST RECEPTIONS, Game

| PLAYER | GAME | REC |
|---------------------------|--------------------------------|-----------|
| 1. Zach Ertz (TE) | 12/20/2014 at Redskins | 15 |
| 2t. Zach Ertz (TE) | 11/11/2018 vs. Cowboys | 14 |
| Brian Westbrook (RB) | 11/4/2007 vs. Cowboys | 14 |
| Don Looney (E) | 12/1/1940 at Redskins | 14 |
| 5t. Zach Ertz (TE) | 1/1/17 vs. Cowboys | 13 |
| Zach Ertz (TE) | 12/26/2015 vs. Redskins | 13 |
| Jeremy Maclin (WR) | 9/18/2011 at Falcons | 13 |
| 8t. Zach Ertz (TE) | 12/23/2018 vs. Texans | 12 |
| Jeremy Maclin (WR) | 10/26/2014 at Cardinals | 12 |
| LeSean McCoy (RB) | 10/3/2010 vs. Redskins | 12 |
| Brian Westbrook (RB) | 11/19/2006 vs. Titans | 12 |
| Keith Byars (RB) | 9/30/1990 vs. Colts | 12 |
| Keith Jackson (TE) | 11/19/1989 vs. Vikings | 12 |
| Keith Jackson (TE) | 9/17/1989 at Redskins | 12 |
| John Spagnola (TE) | 10/6/1985 at Saints | 12 |
| Harold Carmichael (WR) | 10/14/1973 at StL Cardinals | 12 |

MOST TOUCHDOWNS, Game

| PLAYER | GAME | TDS |
|--|-------------------------|-----|
| 1t. Irving Fryar | 10/20/1996 vs. Dolphins | 4 |
| Ben Hawkins (FL) | 9/28/1969 vs. Steelers | 4 |
| 3. [23 times] last by Riley Cooper on 11/3/2013 at Raiders | | 3 |

MOST TOUCHDOWNS, Season

| PLAYER (YEAR) | TDS |
|--|-----|
| 1. Terrell Owens (2004) | 14 |
| 2t. Mike Quick (1983) | 13 |
| Tommy McDonald (1961) | 13 |
| Tommy McDonald (1960) | 13 |
| 5. [seven times] last by Irving Fryar (1996) | 11 |

CONSECUTIVE GAMES WITH REC. TD

| PLAYER (YEAR) | GAMES |
|---|-------|
| 1t. Mike Quick (1985) | 6 |
| Pete Pihos (1947-48) | 6 |
| 3. [five times] last by DeSean Jackson (2009) | 5 |

MOST 100-YD RECEIVING GAMES, Season

| PLAYER (YEAR) | GAMES |
|---|----------|
| 1. Terrell Owens (2004) | 7 |
| 2t. Irving Fryar (1997) | 6 |
| Mike Quick (1983) | 6 |
| 4. [10 times] last by Zach Ertz (2018) | 5 |

CONSECUTIVE 100-YD RECEIVING GAMES

| PLAYER (YEAR) | GAMES |
|--|-------|
| 1t. Terrell Owens (2004) | 5 |
| Harold Jackson (last 2 in 1971, first 3 in 1972) | 5 |
| 3. Mike Quick (1983) | 4 |
| 4. [seven times] last by Irving Fryar (1996) | 3 |

ALL-TIME SCRIMMAGE YARDS



ALL-TIME LEADERS IN TOTAL YARDS FROM SCRIMMAGE

| PLAYER | YEARS | GM | TOUCHES | YARDS | AVG | YDS/G | TDs |
|-------------------------------|----------------------|-----------|------------|--------------|-------------|-------------|-----------|
| 1. Brian Westbrook (RB) | 2002-2009 (8) | 107 | 1,734 | 9,785 | 5.6 | 91.4 | 66 |
| 2. LeSean McCoy (RB) | 2009-2014 (6) | 90 | 1,761 | 9,074 | 5.2 | 100.8 | 54 |
| 3. Harold Carmichael (WR) | 1971-1983 (13) | 180 | 598 | 9,042 | 15.1 | 50.2 | 79 |
| 4. Wilbert Montgomery (RB) | 1977-1984 (8) | 100 | 1,731 | 8,985 | 5.2 | 89.9 | 57 |
| 5. Pete Retzlaff (E) | 1956-1966 (11) | 132 | 458 | 7,408 | 16.2 | 56.1 | 47 |
| 6. Duce Staley (RB) | 1997-2003 (7) | 98 | 1,475 | 7,305 | 5.0 | 74.5 | 32 |
| 7. Timmy Brown (RB) | 1960-1967 (8) | 96 | 1,081 | 7,049 | 6.5 | 73.4 | 55 |
| 8. DeSean Jackson (WR) | 2008-2013 (6) | 87 | 413 | 6,490 | 15.7 | 74.6 | 35 |
| 9. Mike Quick (WR) | 1982-1990 (9) | 101 | 364 | 6,459 | 17.7 | 64.0 | 61 |
| 10. Steve Van Buren (B) | 1944-1951 (8) | 83 | 1,365 | 6,383 | 4.7 | 76.9 | 72 |
| 11. Keith Byars (RB) | 1986-1992 (7) | 105 | 1,121 | 6,204 | 5.5 | 59.1 | 30 |
| 12. Pete Pihos (E) | 1947-1955 (9) | 107 | 382 | 5,615 | 14.7 | 52.5 | 61 |
| 13. Tommy McDonald (FL) | 1957-1963 (7) | 88 | 304 | 5,521 | 18.2 | 62.7 | 66 |
| 14. Bobby Walston (WR/K) | 1951-1962 (12) | 148 | 315 | 5,375 | 17.1 | 36.3 | 46 |
| 15. Ricky Watters (RB) | 1995-1997 (3) | 48 | 1,136 | 5,112 | 4.5 | 106.5 | 32 |
| 16. Brent Celek (TE) | 2007-2017 (11) | 175 | 398 | 4,998 | 12.6 | 28.6 | 31 |
| 17. Zach Ertz (TE) | 2013-2018 (6) | 91 | 437 | 4,827 | 11.0 | 53.0 | 29 |
| 18. Jeremy Maclin (WR) | 2009-2014 (6) | 75 | 349 | 4,801 | 13.8 | 64.0 | 36 |
| 19. Ben Hawkins (FL) | 1966-1973 (8) | 102 | 271 | 4,772 | 17.6 | 46.8 | 32 |
| 20. Tom Woodeshick (B) | 1963-1971 (9) | 111 | 956 | 4,736 | 5.0 | 42.7 | 27 |

MOST TOUCHES, Career

| PLAYER | TOUCHES |
|-----------------------|---------|
| 1. LeSean McCoy | 1,761 |
| 2. Brian Westbrook | 1,734 |
| 3. Wilbert Montgomery | 1,731 |
| 4. Duce Staley | 1,475 |
| 5. Steve Van Buren | 1,365 |
| 6. Ricky Watters | 1,136 |
| 7. Keith Byars | 1,121 |
| 8. Timmy Brown | 1,081 |
| 9. Tom Sullivan | 1,032 |
| 10. Clarence Peaks | 961 |

BEST YARDS/TOUCH, Career

| PLAYER | AVG |
|-----------------------|------|
| 1. Timmy Brown | 6.52 |
| 2. Brian Westbrook | 5.64 |
| 3. Keith Byars | 5.53 |
| 4. Wilbert Montgomery | 5.19 |
| 5. LeSean McCoy | 5.15 |
| 6t. Tom Woodeshick | 4.95 |
| Duce Staley | 4.95 |
| 8. Clarence Peaks | 4.77 |
| 9. Steve Van Buren | 4.68 |
| 10. Billy Barnes | 4.53 |

(min. 750 touches)

MOST TOUCHES, Season

| PLAYER (YEAR) | TOUCHES |
|------------------------------|---------|
| 1. Ricky Watters (1996) | 404 |
| 2. Ricky Watters (1995) | 399 |
| 3. Wilbert Montgomery (1979) | 379 |
| 4. Brian Westbrook (2007) | 368 |
| 5t. LeSean McCoy (2013) | 366 |
| Duce Staley (1999) | 366 |

BEST YARDS/TOUCH, Season

| PLAYER (YEAR) | AVG |
|---------------------------|------|
| 1. Timmy Brown (1965) | 7.42 |
| 2. Timmy Brown (1962) | 7.38 |
| 3. Herschel Walker (1994) | 6.31 |
| 4. Steve Van Buren (1945) | 6.24 |
| 5. Brian Westbrook (2003) | 6.14 |
| 6. Keith Byars (1991) | 6.07 |

(min. 150 touches)

MOST TOTAL YARDS FROM SCRIMMAGE, SEASON

| PLAYER | YEAR | TOUCHES | YARDS | AVG | YDS/GM | TDs |
|-----------------------|------|---------|-------|-----|--------|-----|
| 1. LeSean McCoy | 2013 | 366 | 2,146 | 5.9 | 134.1 | 11 |
| 2. Brian Westbrook | 2007 | 368 | 2,104 | 5.7 | 140.3 | 12 |
| 3. Wilbert Montgomery | 1979 | 379 | 2,006 | 5.3 | 125.4 | 14 |
| 4. Wilbert Montgomery | 1981 | 335 | 1,923 | 5.7 | 128.2 | 10 |
| 5. Brian Westbrook | 2006 | 317 | 1,916 | 6.0 | 127.7 | 11 |
| 6. Ricky Watters | 1996 | 404 | 1,855 | 4.6 | 115.9 | 13 |
| 7. Ricky Watters | 1995 | 399 | 1,707 | 4.3 | 106.7 | 12 |
| 8. LeSean McCoy | 2010 | 285 | 1,672 | 5.9 | 111.5 | 9 |
| 9. LeSean McCoy | 2011 | 321 | 1,624 | 5.1 | 108.3 | 20 |
| 10. Duce Staley | 2002 | 320 | 1,570 | 4.9 | 98.1 | 8 |

TOP SINGLE-GAME SCRIMMAGE YARD TOTALS

MOST YARDS, Game

| PLAYER | GAME | YARDS |
|------------------------|-------------------------|-------|
| 1. Duce Staley | 9/3/2000 at Cowboys | 262 |
| 2. Timmy Brown | 12/16/1962 at Cardinals | 249 |
| 3t. Wilbert Montgomery | 11/4/1979 vs. Browns | 237 |
| Tommy McDonald | 12/10/1961 vs. Giants | 237 |
| 5. Duce Staley | 11/11/2001 vs. Vikings | 231 |

MOST TOUCHES, Game

| PLAYER | GAME | TOUCHES |
|---------------------|-----------------------------|---------|
| 1t. Brian Westbrook | 12/7/2008 at Giants | 39 |
| Ricky Watters | 12/10/1995 vs. Cowboys | 39 |
| Heath Sherman | 11/12/1990 vs. Redskins | 39 |
| 4. Heath Sherman | 10/6/1991 at Buccaneers | 37 |
| 5. Ricky Watters | 10/8/1995 vs. Redskins (ot) | 36 |

ALL-TIME INTERCEPTIONS



ALL-TIME INTERCEPTION LEADERS

| | PLAYER | YEARS | INTs | YARDS | AVG | LG | TDs |
|------|----------------|----------------|------|-------|------|-----|-----|
| 1t. | Brian Dawkins | 1996-2008 (13) | 34 | 515 | 15.1 | 67t | 2 |
| | Eric Allen | 1988-94 (7) | 34 | 482 | 14.2 | 94t | 5 |
| | Bill Bradley | 1969-76 (8) | 34 | 536 | 15.8 | 56t | 1 |
| 4. | Herman Edwards | 1977-85 (9) | 33 | 98 | 3.0 | 25 | 1 |
| 5. | Wes Hopkins | 1983-93 (10) | 30 | 241 | 8.0 | 33 | 1 |
| 6. | Don Burroughs | 1960-64 (5) | 29 | 351 | 12.1 | 46 | 0 |
| 7. | Troy Vincent | 1996-2003 (8) | 28 | 341 | 12.2 | 90t | 1 |
| 8t. | Joe Scarpati | 1964-69 (6) | 24 | 402 | 16.8 | 67t | 3 |
| | Ernie Steele | 1942-48 (6) | 24 | 404 | 16.8 | 62 | 0 |
| 10t. | Asante Samuel | 2008-11 (4) | 23 | 304 | 13.2 | 50t | 2 |
| | Roynell Young | 1980-88 (9) | 23 | 106 | 4.6 | 33 | 0 |

MOST INT RETURN YDS, Career

| | PLAYER | YARDS |
|----|---------------|-------|
| 1. | Bill Bradley | 536 |
| 2. | Brian Dawkins | 515 |
| 3. | Eric Allen | 482 |
| 4. | Lito Sheppard | 460 |
| 5. | Ernie Steele | 404 |

MOST INTs RETURNED FOR TD, Career

| | PLAYER | TDs |
|-----|-----------------|-----|
| 1. | Eric Allen | 5 |
| 2. | Malcolm Jenkins | 4 |
| 3t. | Sheldon Brown | 3 |
| | Lito Sheppard | 3 |
| | Joe Scarpati | 3 |

MOST INT RETURN YDS, Season

| | PLAYER (INTs, YEAR) | YARDS |
|----|------------------------------|-------|
| 1. | Bill Bradley (11, 1971) | 248 |
| 2. | Eric Allen (6, 1993) | 201 |
| 3. | Joe Scarpati (8, 1966) | 182 |
| 4. | Lito Sheppard (5, 2004) | 172 |
| 5. | Ed "Bibbles" Bawel (9, 1955) | 168 |

MOST INTs RETURNED FOR TD, Season

| | PLAYER (YEAR) | TDs |
|-----|------------------------|-----|
| 1. | Eric Allen (1993) | *4 |
| 2t. | Malcolm Jenkins (2016) | 2 |
| | Lito Sheppard (2004) | 2 |
| | Seth Joyner (1992) | 2 |
| | Ed Bawel (1955) | 2 |

* NFL record

MOST INTs BY A NON-DB, Season

| | PLAYER (YEAR) | INTs |
|-----|---------------------------|------|
| 1. | William Thomas, LB (1995) | 7 |
| 2t. | Chuck Weber, LB (1960) | 6 |
| | Chuck Bednarik, LB (1953) | 6 |
| 4. | Jordan Hicks, LB (2016) | 5 |

MOST INTERCEPTIONS, SEASON

| | PLAYER | YEAR | INTs | YARDS | AVG | LG | TDs |
|-----|--------------------|------|------|-------|------|-----|-----|
| 1. | Bill Bradley | 1971 | 11 | 248 | 22.5 | 51 | 0 |
| 2t. | Asante Samuel | 2009 | 9 | 117 | 13.0 | 37 | 0 |
| | Bill Bradley | 1972 | 9 | 73 | 8.1 | 21 | 0 |
| | Don Burroughs | 1960 | 9 | 124 | 13.8 | 46 | 0 |
| | Ed "Bibbles" Bawel | 1955 | 9 | 168 | 18.7 | 42t | 2 |
| 6t. | Eric Allen | 1989 | 8 | 38 | 4.8 | 18 | 0 |
| | Terry Hoage | 1988 | 8 | 116 | 14.5 | 38 | 0 |
| | Joe Scarpati | 1966 | 8 | 182 | 22.8 | 32 | 0 |
| | Bob Hudson | 1954 | 8 | 89 | 11.1 | 32 | 0 |
| | Tom Brookshier | 1953 | 8 | 41 | 5.1 | 22 | 0 |
| | Ed "Bibbles" Bawel | 1952 | 8 | 121 | 15.1 | 35 | 0 |

TOP SINGLE-GAME INT PERFORMANCES

MOST INTERCEPTIONS, Game

| | PLAYER | GAME | INTs |
|-----|---------------|-------------------------------|------|
| 1. | Russ Craft | 9/24/1950 at Chi. Cardinals | *4 |
| 2t. | Kurt Coleman | 10/16/2011 at Redskins | 3 |
| | Joe Scarpati | 10/23/1966 at Giants | 3 |
| | Jim Nettles | 12/12/1965 at Steelers | 3 |
| | Nate Ramsey | 11/28/1965 at StL Cardinals | 3 |
| | Don Burroughs | 12/3/1961 at Steelers | 3 |
| | Chuck Weber | 9/30/1960 at Cowboys | 3 |
| | Joe Sutton | 9/24/1950 at Chi. Cardinals | 3 |
| | Gil Steinke | 11/10/1946 at Giants | 3 |
| | Roy Zimmerman | 12/9/1945 vs. Boston Yanks | 3 |
| | Roy Zimmerman | 12/10/1944 vs. Cleveland Rams | 3 |

* NFL record

MOST INTERCEPTION RETURN YARDS, Game

| | PLAYER | GAME | YDS |
|-----|-----------------|------------------------|-----|
| 1. | Frank LeMaster | 12/21/1975 at Redskins | 114 |
| 2. | Lito Sheppard | 10/8/2006 vs. Cowboys | 102 |
| 3. | Lito Sheppard | 11/15/2004 at Cowboys | 101 |
| 4t. | Malcolm Jenkins | 12/6/2015 at Patriots | 99 |
| | Jerry Norton | 10/5/1957 vs. Giants | 99 |

MOST INTERCEPTIONS RETURNED FOR TD, Game

| | PLAYER | GAME | TDs |
|----|------------|-----------------------|-----|
| 1. | Eric Allen | 12/26/1993 vs. Saints | 2 |

LONGEST INTERCEPTION RETURNS

| | PLAYER (GAME) | YARDS |
|-----|---|-------|
| 1t. | James Willis intercepted pass 4 yds. deep in the end zone and returned it 14 yds. before laterally to Troy Vincent, who ran 90 yds. (11/3/1996 at Cowboys - QB Troy Aikman) | 104t |
| 2. | Lito Sheppard (10/8/2006 vs. Cowboys - QB Drew Bledsoe) | 102t |
| 3. | Lito Sheppard (11/15/2004 at Cowboys - QB V. Testaverde) | 101t |
| 4t. | Malcolm Jenkins (12/6/2015 at Patriots - QB Tom Brady) | 99t |
| | Jerry Norton (10/5/1957 vs. Giants - QB Charlie Conerly, deflected off goal post) | 99t |
| 6t. | Eric Allen (10/3/1993 at Jets - QB Boomer Esiason) | 94t |
| | Irv Cross (10/25/1964 at Steelers - QB Terry Nofsinger) | 94t |
| 8. | Jack Hinkle (10/9/1943 vs. Giants - QB Tuffy Leemans) | 91 |



ALL-TIME LEADERS IN SACKS

| PLAYER | YEARS | SACKS |
|----------------------------------|-----------------|-------------|
| 1. Reggie White (DE) | 1985-92 | 124.0 |
| 2. Trent Cole (DE/LB) | 2005-14 | 85.5 |
| 3. Clyde Simmons (DE) | 1986-93 | 76.0 |
| 4. Hugh Douglas (DE) | 1998-2002, 2004 | 54.5 |
| 5. Greg Brown (DE) | 1982-86 | 50.5 |
| 6. Fletcher Cox (DT) | 2012-18 | 44.5 |
| 7. Brandon Graham (DE/LB) | 2010-18 | 42.5 |
| 8. Andy Harmon (DT) | 1991-97 | 39.5 |
| 9. Seth Joyner (LB) | 1986-93 | 37.0 |
| 10. William Fuller (DE) | 1994-96 | 35.5 |
| 11. Dennis Harrison (DE) | 1978-84 | 34.0 |
| 12. William Thomas (LB) | 1991-99 | 33.0 |
| 13. Ken Clarke (DT) | 1982-87 | 32.5 |
| 14. Corey Simon (DT) | 2000-04 | 32.0 |
| 15t. Connor Barwin (DE/LB) | 2013-16 | 31.5 |
| Juqua Parker (DE) | 2005-11 | 31.5 |
| Mike Mamula (DE) | 1995-2000 | 31.5 |
| 18. Jerome Brown (DT) | 1987-91 | 29.5 |
| 19. Darwin Walker (DT) | 2000-06 | 27.5 |
| 20. Jason Babin (DE) | 2009, 2011-12 | 26.0 |

Note: only includes figures since 1982 when sacks first became an official NFL statistic

MOST SACKS, SEASON

| PLAYER | YEAR | SACKS |
|------------------------|------|-------|
| 1. Reggie White (DE) | 1987 | 21.0 |
| 2. Clyde Simmons (DE) | 1992 | 19.0 |
| 3t. Jason Babin (DE) | 2011 | 18.0 |
| Reggie White (DE) | 1988 | 18.0 |
| Reggie White (DE) | 1986 | 18.0 |
| 6. Greg Brown (DE) | 1984 | 16.0 |
| 7. Clyde Simmons (DE) | 1989 | 15.5 |
| 8t. Hugh Douglas (DE) | 2000 | 15.0 |
| Reggie White (DE) | 1991 | 15.0 |
| 10. Connor Barwin (LB) | 2014 | 14.5 |

MOST SACKS, GAME

| PLAYER | GAME | SACKS |
|-----------------------|----------------------------|-------|
| 1t. Hugh Douglas (DE) | 10/18/1998 at Chargers | 4.5 |
| Clyde Simmons (DE) | 9/15/1991 at Cowboys | 4.5 |
| 3t. Reggie White (DE) | 9/25/1988 at Vikings | 4.0 |
| Reggie White (DE) | 11/30/1986 at LA Raiders | 4.0 |
| Reggie White (DE) | 11/2/1986 at StL Cardinals | 4.0 |
| Garry Cobb (LB) | 10/5/1986 at Falcons | 4.0 |
| Greg Brown (DE) | 12/16/1984 at Falcons | 4.0 |

MOST CONSECUTIVE GAMES WITH A SACK

| PLAYER | YEAR | GAMES |
|--|------|-------|
| 1t. Reggie White (last 4 games in 1986 and first 4 in '87) | | 8 |
| Reggie White (last 7 games in 1987 and first in '88) | | 8 |
| 3t. William Fuller | 1994 | 7 |
| Dennis Harrison | 1982 | 7 |
| 5. Clyde Simmons | 1992 | 6 |

LONGEST FUMBLE RETURN FOR A TD

| PLAYER | GAME | YARDS |
|--------------------|-------------------------|-------|
| 1. Mike Patterson | 9/24/2006 at 49ers | 98t |
| 2t. Joselio Hanson | 12/28/2008 vs. Cowboys | 96t |
| Joe Lavender | 9/23/1974 vs. Cowboys | 96t |
| 4. Joe Carter | 9/25/1938 vs. NY Giants | 92t |
| 5. Bob Pylman | 9/25/1938 vs. NY Giants | 88t |
| 6. Will Wynn | 12/1/1974 vs. Packers | 87t |
| 7. Walter Thurmond | 1/3/2016 at Giants | 83t |
| 8. Sheldon Brown | 10/9/2005 at Cowboys | 80t |
| 9. Chris Clemons | 12/28/2008 vs. Cowboys | 73t |
| 10. Reggie White | 9/13/1987 at Redskins | 70t |

MOST FUMBLE RETURNS FOR TD, CAREER

| PLAYER | YEARS | TDs |
|-------------------------|----------------|----------|
| 1. Seth Joyner | 1986-93 | 3 |
| 2t. Fletcher Cox | 2012-18 | 2 |
| Juqua Parker | 2005-11 | 2 |
| Sheldon Brown | 2002-09 | 2 |
| Kevin Curtis | 2007-09 | 2 |
| William Thomas | 1991-97 | 2 |
| Reggie White | 1985-92 | 2 |
| Clyde Simmons | 1986-90 | 2 |
| Greg Brown | 1981-84 | 2 |
| Will Wynn | 1973-76 | 2 |

MOST BLOCKED PUNTS RETURNED FOR TD

| PLAYER | TDs |
|--|-----|
| 1t. (11 times) last Najee Goode (12/6/15 at Patriots) (24 yards) | 1 |

MOST BLOCKED FGs RETURNED FOR TD

| PLAYER | TDs |
|---|-----|
| 1t. (2 times) last Matt Ware (10/23/05 vs. Chargers) (65 yards) | 1 |

LONGEST RETURN AFTER MISSED FIELD GOAL

| PLAYER | GAME | YARDS |
|----------------|-----------------------------|-------|
| 1. Al Nelson | 9/26/1971 vs. Cowboys | 101t |
| 2. Al Nelson | 12/11/1966 vs. Browns | 100t |
| 3. Timmy Brown | 9/16/1962 vs. StL Cardinals | 99 |

ALL-TIME PUNTING



ALL-TIME LEADING PUNTERS, GROSS AVERAGE (min. 100 punts)

| Player | Years | Punts | Yards | Gross | Net | In20 | Lg | Blk |
|-----------------|---------------------|-------|--------|-------|------|------|----|-----|
| 1. Donnie Jones | 2013-2017 (5) | 374 | 16,971 | 45.37 | 40.5 | 138 | 72 | 4 |
| 2. Joe Muha | 1946-1950(5) | 179 | 7,688 | 42.95 | NA | NA | 82 | 2 |
| 3. Sav Rocca | 2007-2010 (4) | 299 | 12,817 | 42.87 | 37.6 | 102 | 65 | 1 |
| 4. Sean Landeta | 1999-2002, 2005 (5) | 376 | 16,092 | 42.80 | 35.9 | 96 | 64 | 1 |
| 5. King Hill | 1961-1968(8) | 254 | 10,765 | 42.38 | NA | NA | 80 | 0 |

BEST GROSS PUNTING AVERAGE, SEASON (min. 40 punts)

| Name | Year | Punts | Yards | Gross | Net | In20 | Lg | Blk |
|---------------------|------|-------|-------|-------|------|------|----|-----|
| 1. Cameron Johnston | 2018 | 61 | 2,937 | 48.15 | 42.7 | 24 | 68 | 0 |
| 2. Joe Muha | 1948 | 57 | 2,694 | 47.26 | NA | NA | 82 | 0 |
| 3. Donnie Jones | 2015 | 86 | 4,038 | 46.95 | 41.6 | 29 | 64 | 2 |
| 4. Mat McBriar | 2012 | 55 | 2,560 | 46.55 | 36.5 | 13 | 66 | 1 |
| 5. Donnie Jones | 2016 | 63 | 2,888 | 45.84 | 40.7 | 21 | 72 | 0 |
| 6. Donnie Jones | 2017 | 67 | 3,033 | 45.27 | 40.6 | 21 | 61 | 1 |

ALL-TIME LEADING PUNTERS, NET AVERAGE (min. 100 punts)

| Player | Years | Punts | Yards | Gross | Net | In20 | Lg | Blk |
|-----------------|---------------------|-------|--------|-------|------|------|----|-----|
| 1. Donnie Jones | 2013-2017 (5) | 374 | 16,971 | 45.37 | 40.5 | 138 | 72 | 4 |
| 2. Sav Rocca | 2007-2010 (4) | 299 | 12,817 | 42.87 | 37.6 | 102 | 65 | 1 |
| 3. Dirk Johnson | 2003-2006(4) | 268 | 11,180 | 41.72 | 36.0 | 79 | 62 | 0 |
| 4. Sean Landeta | 1999-2002, 2005 (5) | 376 | 16,092 | 42.80 | 35.9 | 96 | 64 | 1 |
| 5. Jeff Feagles | 1990-1993(3) | 324 | 13,448 | 41.51 | 35.4 | 106 | 77 | 3 |

BEST NET PUNTING AVERAGE, SEASON (min. 40 punts)

| Name | Year | Punts | Yards | Gross | Net | In20 | Lg | Blk |
|---------------------|------|-------|-------|-------|------|------|----|-----|
| 1. Cameron Johnston | 2018 | 61 | 2,937 | 48.2 | 42.7 | 24 | 68 | 0 |
| 2. Donnie Jones | 2015 | 86 | 4,038 | 47.0 | 41.6 | 29 | 64 | 2 |
| 3. Donnie Jones | 2016 | 63 | 2,888 | 45.8 | 40.7 | 21 | 72 | 0 |
| 4. Donnie Jones | 2017 | 67 | 3,033 | 45.3 | 40.6 | 21 | 61 | 1 |
| 5. Donnie Jones | 2013 | 82 | 3,681 | 44.9 | 40.5 | 33 | 70 | 1 |
| 6. Sav Rocca | 2010 | 73 | 3,195 | 43.8 | 39.0 | 28 | 63 | 0 |

Note: net average became an official stat in 1976

Led NFL

Led Conference

MOST PUNTS, Career

| PLAYER | PUNTS |
|-------------------|-------|
| 1. Adrian Burk | 393 |
| 2. Sean Landeta | 376 |
| 3. Tom Hutton | 349 |
| 4. John Teltschik | 345 |
| 5. Max Runager | 332 |

MOST PUNTS INSIDE 20, Career

| PLAYER | IN20 |
|-----------------|------|
| 1. Donnie Jones | 138 |
| 2. Jeff Feagles | 106 |
| 3. Sav Rocca | 102 |
| 4. Sean Landeta | 96 |
| 5. Dirk Johnson | 79 |

Inside-the-20 became official stat in 1976

MOST PUNTS, Season

| PLAYER (YEAR) | PUNTS |
|--------------------------|-------|
| 1. John Teltschik (1986) | 108 |
| 2. Sean Landeta (1999) | 107 |
| 3. Tom Hutton (1998) | 104 |
| 4. John Teltschik (1988) | 98 |
| 5. Sean Landeta (2001) | 97 |

MOST PUNTS INSIDE 20, Season

| PLAYER (YEAR) | IN20 |
|-------------------------|------|
| 1. Donnie Jones (2014) | 34 |
| 2. Donnie Jones (2013) | 33 |
| 3. Jeff Feagles (1993) | 31 |
| 4t. Donnie Jones (2015) | 29 |
| Jeff Feagles (1991) | 29 |

Inside-the-20 became official stat in 1976

TOP SINGLE-GAME PUNTING PERFORMANCES

LONGEST PUNT

| PLAYER | GAME | YARDS |
|------------------------|------------------------|-------|
| 1. Randall Cunningham | 12/3/1989 at Giants | 91 |
| 2. Joe Muha | 10/10/1948 vs. Giants | 82 |
| 3t. Randall Cunningham | 10/16/1994 at Cowboys | 80 |
| King Hill | 11/11/1962 vs. Packers | 80 |
| 5. Jeff Feagles | 9/15/1991 at Cowboys | 77 |

MOST PUNTS, Game

| PLAYER | GAME | PUNTS |
|-------------------|------------------------|-------|
| 1. John Teltschik | 12/6/1987 at NY Giants | 15 |
| 2t. Adrian Burk | 12/12/1954 vs. Giants | 12 |
| Adrian Burk | 11/2/1952 at Packers | 12 |
| Len Barnum | 10/4/1942 vs. Redskins | 12 |
| Emmett Mortell | 10/10/1937 at Redskins | 12 |

BEST GROSS PUNTING AVERAGE, Game (min. 4 punts)

| PLAYER | GAME | AVG. |
|---------------------|-----------------------|------|
| 1. Mat McBriar | 10/14/2012 vs. Lions | 56.6 |
| 2. Cameron Johnston | 9/16/18 at Buccaneers | 56.0 |
| 3. Chas Henry | 9/9/2012 at Browns | 55.0 |
| 4. Donnie Jones | 10/19/2015 vs. Giants | 54.3 |
| 5. Donnie Jones | 9/15/2014 at Colts | 53.8 |

BEST NET PUNTING AVERAGE, Game (min. 4 punts, since 1976)

| PLAYER | GAME | AVG. |
|---------------------|-------------------------|------|
| 1. Donnie Jones | 11/17/2013 vs. Redskins | 50.7 |
| 2t. Donnie Jones | 10/19/2015 vs. Giants | 49.0 |
| Sean Landeta | 9/23/2001 at Seahawks | 49.0 |
| 4. Jeff Feagles | 10/5/1992 vs. Cowboys | 48.8 |
| 5. Cameron Johnston | 10/11/2018 at Giants | 48.0 |

ALL-TIME PUNT RETURNS



ALL-TIME LEADING PUNT RETURNERS (min. 20 returns)

| Player | Years | PR | FC | Yds | Avg | Lg | TDs |
|--------------------------|--------------------|------------|-----------|--------------|--------------|------------|----------|
| 1. Ernie Steele | 1942-48 (6) | 44 | NA | 737 | 16.75 | 80t | 1 |
| 2. Steve Van Buren | 1944-51 (8) | 34 | NA | 473 | 13.91 | 55t | 2 |
| 3. Pat McHugh | 1947-51 (5) | 31 | NA | 402 | 12.97 | 69t | 1 |
| 4. Brian Westbrook | 2002-09 (8) | 39 | 21 | 498 | 12.77 | 84t | 2 |
| 5. Darren Sproles | 2014-18 (5) | 105 | 59 | 1,269 | 12.09 | 89t | 4 |
| 6. Brian Mitchell | 2000-02 (3) | 117 | 66 | 1,369 | 11.70 | 76t | 2 |
| 7. Frank Reagan | 1949-51 (3) | 27 | NA | 304 | 11.26 | 42 | 1 |
| 8. Bosh Pritchard | 1942, 1947-51 (6) | 91 | NA | 975 | 10.71 | 55t | 1 |
| 9. Vai Sikahema | 1992-93 (2) | 73 | 30 | 778 | 10.66 | 87t | 1 |
| 10. Larry Marshall | 1974-77 (4) | 104 | 16 | 1,086 | 10.44 | 48 | 0 |

BEST PUNT RETURN AVERAGE, SEASON (min. 15 returns)

| Player | Year | PR | FC | Yds | Avg | Lg | TDs |
|--------------------------|-------------|-----------|-----------|------------|--------------|------------|----------|
| 1. Steve Van Buren | 1944 | 15 | NA | 230 | 15.33 | 55 | 1 |
| 2. Brian Westbrook | 2003 | 20 | 16 | 306 | 15.30 | 84t | 2 |
| 3. DeSean Jackson | 2009 | 29 | 15 | 441 | 15.21 | 85t | 2 |
| 4. Alvin Haymond | 1968 | 15 | 6 | 201 | 13.40 | 54t | 1 |
| 5. Darren Sproles | 2016 | 17 | 13 | 224 | 13.18 | 66 | 0 |
| 6. Darren Sproles | 2014 | 39 | 16 | 506 | 12.97 | 82t | 2 |
| 7. Reno Mahe | 2005 | 21 | 9 | 269 | 12.81 | 44 | 0 |
| 8. Frank Reagan | 1949 | 21 | NA | 266 | 12.67 | 42 | 1 |
| 9. Kelvin Martin | 1995 | 17 | 10 | 214 | 12.59 | 38 | 0 |
| 10. Vai Sikahema | 1992 | 40 | 10 | 503 | 12.58 | 87t | 1 |
| 11. Brian Mitchell | 2002 | 46 | 11 | 567 | 12.32 | 76t | 1 |

Led NFL

Led Conference

TOP SINGLE-GAME PUNT RETURN PERFORMANCES

MOST PUNT RETURN YARDS, Game

| PLAYER | GAME | YARDS |
|--------------------------|------------------------------|------------|
| 1. Alvin Haymond | 10/6/1968 at Redskins | 140 |
| 2. Darren Sproles | 12/6/2015 at Patriots | 115 |
| 3. Vai Sikahema | 11/22/1992 at NY Giants | 111 |
| 4. Kenjon Barner | 10/8/2017 vs. Cardinals | 110 |
| 5. Reno Mahe | 12/5/2005 vs. Seahawks | 108 |

MOST PUNT RETURNS, Game

| PLAYER | GAME | PR |
|--------------------------------|--------------------------|----------|
| 1. Larry Marshall | 9/18/1977 vs. Buccaneers | 9 |
| 2t. DeSean Jackson | 9/7/2008 vs. Rams | 8 |
| Evan Cooper | 10/26/1986 vs. Chargers | 8 |
| Vai Sikahema | 12/13/1992 at Seahawks | 8 |
| 5. (7 times) last by Reno Mahe | 12/5/2005 vs. Seahawks | 7 |

BEST PUNT RETURN AVERAGE, Game (min. 3 punt returns)

| PLAYER | GAME | AVG. |
|---------------------------|--------------------------------|-------------|
| 1. Kenjon Barner | 10/8/2017 vs. Cardinals | 36.7 |
| 2. Brian Mitchell | 11/25/2002 at 49ers | 33.0 |
| 3. Darren Sproles | 9/27/2015 at NY Jets | 29.7 |
| 4. Darren Sproles | 9/18/2014 at 49ers | 28.7 |
| 5t. Darren Sproles | 11/10/2014 vs. Panthers | 28.3 |
| Clyde Scott | 10/30/1949 at Steelers | 28.3 |

MOST PUNT RETURNS, Career

| PLAYER | RETURNS |
|--------------------------|------------|
| 1. Wally Henry | 148 |
| 2. DeSean Jackson | 131 |
| 3t. Brian Mitchell | 117 |
| John Sciarra | 117 |
| 5. Bill Bradley | 111 |

MOST PUNT RETURN YARDS, Career

| PLAYER | YARDS |
|--------------------------|--------------|
| 1. Brian Mitchell | 1,369 |
| 2. DeSean Jackson | 1,294 |
| 3. Darren Sproles | 1,269 |
| 4. Wally Henry | 1,231 |
| 5. Larry Marshall | 1,086 |

MOST PUNT RETURN TDs, Career

| PLAYER | TDs |
|---------------------------|----------|
| 1t. Darren Sproles | 4 |
| DeSean Jackson | 4 |
| 3t. Brian Westbrook | 2 |
| Brian Mitchell | 2 |
| Steve Van Buren | 2 |

MOST PUNT RETURNS, Season

| PLAYER (YEAR) | RETURNS |
|---------------------------------|-----------|
| 1. Wally Henry (1981) | 54 |
| 2. Rod Harris (1991) | 53 |
| 3. DeSean Jackson (2008) | 50 |
| 4t. Brian Mitchell (2002) | 46 |
| Larry Marshall (1977) | 46 |

MOST PUNT RETURN YARDS, Season

| PLAYER (YEAR) | YARDS |
|---------------------------------|------------|
| 1. Brian Mitchell (2002) | 567 |
| 2. Darren Sproles (2014) | 506 |
| 3. Vai Sikahema (1992) | 503 |
| 4. Larry Marshall (1977) | 489 |
| 5. Brian Mitchell (2001) | 467 |

MOST PUNT RETURN TDs, Season

| PLAYER (YEAR) | TDs |
|----------------------------------|----------|
| 1t. Darren Sproles (2015) | 2 |
| DeSean Jackson (2009) | 2 |
| DeSean Jackson (2009) | 2 |
| Brian Westbrook (2003) | 2 |

LONGEST PUNT RETURNS

| PLAYER (GAME) | YARDS |
|--|---------------|
| 1. Damaris Johnson (12/2/2012 at Cowboys) | 98t |
| 2. Darren Sproles (9/27/2015 at Jets) | 89t |
| 3. Vai Sikahema (11/22/1992 at Giants) | 87t |
| 4. DeSean Jackson (9/13/2009 at Panthers) | 85t |
| 5. Brian Westbrook (10/19/2003 at Giants) | 84t |
| 6. Darren Sproles (12/6/2015 at Patriots) | 83t |
| 7. Darren Sproles (9/28/2014 at 49ers) | 82t |
| 8t. Brian Westbrook (12/21/2003 vs. 49ers) | 81t |
| Tommy McDonald (10/4/1959 vs. Giants) | 81t |
| 10. Ernie Steele (10/25/1942 at Bears) | (lateral) 80t |

ALL-TIME KICKOFF RETURNS



ALL-TIME LEADING KICKOFF RETURNERS (min. 25 returns)

| Player | Years | KOR | Yds | Avg | Lg | TDs |
|-----------------------|-------------|-----|-------|-------|------|-----|
| 1. Josh Huff | 2014-16 (3) | 42 | 1,165 | 27.74 | 107t | 2 |
| 2. Steve Van Buren | 1944-51 (8) | 76 | 2,030 | 26.71 | 98t | 3 |
| 3. Irv Cross | 1961-69 (6) | 28 | 745 | 26.61 | 74 | 0 |
| 4. Timmy Brown | 1960-67 (8) | 169 | 4,483 | 26.53 | 105t | 5 |
| 5. Al Nelson | 1965-73 (9) | 101 | 2,625 | 25.99 | 78 | 0 |
| 6. Wilbert Montgomery | 1977-84 (8) | 32 | 814 | 25.44 | 99t | 1 |
| 7. Quintin Demps | 2008-09 (2) | 58 | 1,469 | 25.33 | 100t | 1 |
| 8. Brian Mitchell | 2000-02 (3) | 131 | 3,311 | 25.27 | 94t | 2 |
| 9. Allen Rossum | 1998-99 (2) | 98 | 2,427 | 24.77 | 89t | 1 |
| 10. Billy Walik | 1970-72 (3) | 67 | 1,640 | 24.48 | 82 | 0 |
| 11. Alvin Haymond | 1968 (1) | 28 | 677 | 24.18 | 98t | 1 |

BEST KICKOFF RETURN AVERAGE, SEASON (min. 1.25 ret/gm)

| Player | Years | KOR | Yds | Avg | Lg | TDs |
|------------------------|-------|-----|-------|-------|------|-----|
| 1. Al Nelson | 1972 | 25 | 728 | 29.12 | 78 | 0 |
| 2. Steve Van Buren | 1945 | 13 | 373 | 28.69 | 98t | 1 |
| 3. Timmy Brown | 1963 | 33 | 945 | 28.64 | 100t | 1 |
| 4. Timmy Brown | 1966 | 20 | 562 | 28.10 | 93t | 2 |
| 5. Timmy Brown | 1961 | 29 | 811 | 27.97 | 105t | 1 |
| 6. Timmy Brown | 1962 | 30 | 831 | 27.70 | 99t | 1 |
| 7. Hershel Walker | 1994 | 21 | 581 | 27.67 | 94t | 1 |
| 8. Don Stevens | 1952 | 16 | 433 | 27.06 | 51 | 0 |
| 9. Brian Mitchell | 2002 | 43 | 1,162 | 27.02 | 57 | 0 |
| 10. Wilbert Montgomery | 1977 | 23 | 619 | 26.91 | 99t | 1 |

Led NFL

Led Conference

TOP SINGLE-GAME KICKOFF RETURN PERFORMANCES

MOST KICKOFF RETURN YARDS, Game

| PLAYER | GAME | YARDS |
|------------------------|------------------------------|-------|
| 1. Derrick Witherspoon | 11/24/1996 at Ari. Cardinals | 253 |
| 2. Timmy Brown | 11/6/1966 vs. Cowboys | 247 |
| 3. Allen Rossum | 11/14/1999 vs. Redskins | 222 |
| 4. Quintin Demps | 11/9/2008 vs. Giants | 220 |
| 5. Duce Staley | 11/30/1997 vs. Bengals | 195 |

MOST KICKOFF RETURNS, Game

| PLAYER | GAME | KOR |
|-----------------------------------|------------------------------|-----|
| 1t. Quintin Demps | 11/9/2008 vs. Giants | 8 |
| Allen Rossum | 11/21/1999 vs. Colts | 8 |
| Derrick Witherspoon | 11/24/1996 at Ari. Cardinals | 8 |
| 4t. (5 times) last by Ellis Hobbs | 9/20/2009 vs. Saints | 7 |

BEST KICKOFF RETURN AVERAGE, Game (min. 3 kickoff returns)

| PLAYER | GAME | AVG |
|------------------------|-------------------------|------|
| 1. Timmy Brown | 9/22/1963 vs. Cardinals | 59.0 |
| 2. Alvin Haymond | 9/22/1968 vs. NY Giants | 51.0 |
| 3. Timmy Brown | 11/6/1966 vs. Cowboys | 49.4 |
| 4. Derrick Witherspoon | 9/22/1996 at Falcons | 48.0 |
| 5. Allen Rossum | 11/14/1999 vs. Redskins | 44.4 |

MOST KICKOFF RETURNS FOR A TD, Game

| PLAYER | GAME | TDs |
|----------------|--------------------------------------|-----|
| 1. Timmy Brown | 11/6/1966, 93 & 90 yards vs. Cowboys | 2* |

* NFL Record

MOST KICKOFF RETURNS, Career

| PLAYER | RETURNS |
|-------------------|---------|
| 1. Timmy Brown | 169 |
| 2. Brian Mitchell | 131 |
| 3. Al Nelson | 101 |
| 4. Allen Rossum | 98 |
| 5. Larry Marshall | 88 |

MOST KICKOFF RETURN YARDS, Career

| PLAYER | YARDS |
|-------------------|-------|
| 1. Timmy Brown | 4,483 |
| 2. Brian Mitchell | 3,311 |
| 3. Al Nelson | 2,625 |
| 4. Allen Rossum | 2,427 |
| 5. Larry Marshall | 2,075 |

MOST KICKOFF RETURN TDs, Career

| PLAYER | TDs |
|-------------------------|-----|
| 1. Timmy Brown | 5 |
| 2t. Derrick Witherspoon | 3 |
| Steve Van Buren | 3 |
| 4t. Josh Huff | 2 |
| Brian Mitchell | 2 |

MOST KICKOFF RETURNS, Season

| PLAYER (YEAR) | RETURNS |
|-------------------------------|---------|
| 1. Allen Rossum (1999) | 54 |
| 2. Derrick Witherspoon (1996) | 53 |
| 3. Quintin Demps (2008) | 52 |
| 4. Herman Hunter (1985) | 48 |
| 5t. Brian Mitchell (2000) | 47 |
| Duce Staley (1997) | 47 |

MOST KICKOFF RETURN YARDS, Season

| PLAYER (YEAR) | YARDS |
|-------------------------------|-------|
| 1. Allen Rossum (1999) | 1,347 |
| 2. Quintin Demps (2008) | 1,314 |
| 3. Derrick Witherspoon (1996) | 1,271 |
| 4. Brian Mitchell (2002) | 1,162 |
| 5. Duce Staley (1997) | 1,139 |

MOST KICKOFF RETURN TDs, Season

| PLAYER (YEAR) | TDs |
|-------------------------------|-----|
| 1. Derrick Witherspoon (1996) | 2 |

LONGEST KICKOFF RETURNS

| PLAYER (GAME) | YARDS |
|---|-------|
| 1. Josh Huff (11/23/2014 vs. Titans) | 107t |
| 2. Timmy Brown (9/17/1961 vs. Browns) | 105t |
| 3. Russ Craft (10/7/1950 vs. LA Rams) | 103t |
| 4. Chris Polk (9/21/2014 vs. Redskins) | 102t |
| 5t. Quintin Demps (11/23/2008 at Ravens) | 100t |
| Timmy Brown (9/22/1963 vs. StL. Cardinals) | 100t |
| Dave Smukler (11/13/1938 at Brooklyn Dodgers) | 100t |



STARTING QUARTERBACK RECORDS

Year Quarterbacks (Record as a starter)

| | |
|------|---|
| 1956 | Bobby Thomason (3-5-1), Adrian Burk (0-3) |
| 1957 | Thomason (2-5), Sonny Jurgensen (2-3) |
| 1958 | Norm Van Brocklin (2-9-1) |
| 1959 | Van Brocklin (7-5) |
| 1960 | Van Brocklin (10-2) |
| 1961 | Jurgensen (10-4) |
| 1962 | Jurgensen (3-9-1), King Hill (0-1) |
| 1963 | Jurgensen (2-6-1), Hill (0-4-1) |
| 1964 | Norm Snead (4-6), Hill (1-1), Jack Concannon (1-1) |
| 1965 | Snead (4-5), Hill (1-4) |
| 1966 | Snead (5-5), Hill (2-0), Concannon (2-0) |
| 1967 | Snead (6-7-1) |
| 1968 | Snead (2-9), Hill (0-2), John Huarte (0-1) |
| 1969 | Snead (4-8-1), George Mira (0-1) |
| 1970 | Snead (3-9-1), Rick Arrington (0-1) |
| 1971 | Pete Liske (5-5), Arrington (1-2-1) |
| 1972 | John Reaves (0-7), Liske (2-4-1) |
| 1973 | Roman Gabriel (5-8-1) |
| 1974 | Gabriel (4-7), Mike Boryla (3-0) |
| 1975 | Gabriel (2-7), Boryla (2-3) |
| 1976 | Boryla (3-7), Gabriel (1-3) |
| 1977 | Ron Jaworski (5-9) |
| 1978 | Jaworski (9-7) |
| 1979 | Jaworski (11-5) |
| 1980 | Jaworski (12-4) |
| 1981 | Jaworski (10-6) |
| 1982 | Jaworski (3-6) |
| 1983 | Jaworski (5-11) |
| 1984 | Jaworski (5-7-1), Joe Pisarcik (1-2) |
| 1985 | Jaworski (6-6), Randall Cunningham (1-3) |
| 1986 | Jaworski (3-6), Cunningham (1-3-1), Matt Cavanaugh (1-1) |
| 1987 | Cunningham (7-5), Scott Tinsley (0-3) |
| 1988 | Cunningham (10-6) |
| 1989 | Cunningham (11-5) |
| 1990 | Cunningham (10-6) |
| 1991 | Jim McMahon (8-3), Cunningham (1-0), Jeff Kemp (1-1), Brad Goebel (0-2) |
| 1992 | Cunningham (10-5), McMahon (1-0) |
| 1993 | Bubby Brister (4-4), Cunningham (4-0), Ken O'Brien (0-4) |
| 1994 | Cunningham (7-7), Brister (0-2) |
| 1995 | Rodney Peete (9-3), Cunningham (1-3) |
| 1996 | Ty Detmer (7-4), Peete (3-2) |
| 1997 | T. Detmer (2-5), Bobby Hoying (2-3-1), Peete (2-1) |
| 1998 | Hoying (1-6), Koy Detmer (1-4), Peete (1-3) |
| 1999 | Doug Pederson (2-7), Donovan McNabb (2-4), K. Detmer (1-0) |
| 2000 | McNabb (11-5) |
| 2001 | McNabb (11-5) |
| 2002 | McNabb (7-3), A.J. Feeley (4-1), K. Detmer (1-0) |
| 2003 | McNabb (12-4) |
| 2004 | McNabb (13-2), K. Detmer (0-1) |
| 2005 | McNabb (4-5), Mike McMahon (2-5) |
| 2006 | McNabb (5-5), Jeff Garcia (5-1) |
| 2007 | McNabb (8-6), Feeley (0-2) |
| 2008 | McNabb (9-6-1) |
| 2009 | McNabb (10-4), Kevin Kolb (1-1) |
| 2010 | Vick (8-3), Kolb (2-3) |
| 2011 | Vick (7-6), Vince Young (1-2) |

| | |
|-------------|-----------------------------------|
| 2012 | Vick (3-7), Nick Foles (1-5) |
| 2013 | Vick (2-4), Foles (8-2) |
| 2014 | Foles (6-2), Mark Sanchez (4-4) |
| 2015 | Sam Bradford (7-7), Sanchez (0-2) |
| 2016 | Carson Wentz (7-9) |
| 2017 | Wentz (11-2) , Foles (2-1) |
| 2018 | Wentz (5-6) , Foles (4-1) |

NFL RECORDS HELD BY AN EAGLE

Most Touchdown Passes, Game

7 Nick Foles (11/3/2013 at Raiders) and Adrian Burk (10/17/1954 at Redskins); tied with Sid Luckman, Bears (1943); George Blanda, Hou. Oilers (1961); Y.A. Tittle, Giants (1962); Joe Kapp, Vikings (1969); Peyton Manning, Broncos (2013) and Drew Brees, Saints (2015)

Consecutive Completions

25 Nick Foles (12/30/2018 at Redskins); tied with Philip Rivers (25 vs. Cardinals, 11/25/2018) and Ryan Tannehill (7 at Titans, 10/18/2015 and 18 vs. Texans, 10/25/2015)

Longest Touchdown Pass

99 Ron Jaworski to Mike Quick, (11/10/1985 vs. Falcons) (OT); tied with many others

Most Interception Returns for TDs, Season

4 Eric Allen, 1993; tied with Jim Kearney, Chiefs (1972) and Ken Houston, Oilers (1971)

Most Interceptions, Game

4 Russ Craft (9/24/1950 at Cardinals); tied with 17 others

Most Kickoff Return TDs, Game

2 Timmy Brown (11/6/1966 vs. Cowboys), 93 and 90 yards; tied with Travis Williams, Packers (1967); Ron Brown, LA Rams (1985); Tyrone Hughes, Saints (1994); Chad Morton, Jets (2002); Devin Hester, Bears (2006); Andre Davis, Texans (2007); and Josh Cribbs, Browns (2009)

Most 50-Plus-Yard Touchdowns, Season

8 **DeSean Jackson (2009)**; tied with Elroy "Crazy Legs" Hirsch, LA Rams (1951) and Devin Hester, Bears (2007)

ALL-TIME ROOKIE RECORDS



PASSING

MOST ATTEMPTS, Season

| | |
|-----------------------------|-----|
| 1. Carson Wentz, 2016 | 607 |
| 2. Nick Foles, 2012 | 265 |
| 3. John Reaves, 1972 | 224 |
| 4. Donovan McNabb, 1999 | 216 |
| 5. Davey O'Brien, 1939 | 201 |
| 6. Mike Boryla, 1974 | 102 |
| 7. Foster Watkins, 1940 | 85 |
| 8. Randall Cunningham, 1985 | 81 |
| 9t. Rick Arrington, 1970 | 73 |
| Red Kirkman, 1933 | 73 |

MOST COMPLETIONS, Season

| | |
|-----------------------------|-----|
| 1. Carson Wentz, 2016 | 379 |
| 2. Nick Foles, 2012 | 161 |
| 3. John Reaves, 1972 | 108 |
| 4. Donovan McNabb, 1999 | 106 |
| 5. Davey O'Brien, 1939 | 99 |
| 6. Mike Boryla, 1974 | 60 |
| 7. Rick Arrington, 1970 | 37 |
| 8. Randall Cunningham, 1985 | 34 |
| 9. Sonny Jurgensen, 1957 | 33 |
| 10t. Matt Barkley, 2013 | 30 |
| Brad Goebel, 1991 | 30 |

MOST YARDS, Season

| | |
|-----------------------------|-------|
| 1. Carson Wentz, 2016 | 3,782 |
| 2. Nick Foles, 2012 | 1,699 |
| 3. John Reaves, 1972 | 1,508 |
| 4. Davey O'Brien, 1939 | 1,324 |
| 5. Donovan McNabb, 1999 | 948 |
| 6. Mike Boryla, 1974 | 580 |
| 7. Foster Watkins, 1940 | 565 |
| 8. Randall Cunningham, 1985 | 548 |
| 9. Sonny Jurgensen, 1957 | 470 |
| 10. Red Kirkman, 1933 | 354 |

MOST TD PASSES, Season

| | |
|-------------------------|----|
| 1. Carson Wentz, 2016 | 16 |
| 2. Donovan McNabb, 1999 | 8 |
| 3. John Reaves, 1972 | 7 |
| 4t. Nick Foles, 2012 | 6 |
| Davey O'Brien, 1939 | 6 |
| 6t. Mike Boryla, 1974 | 5 |
| Sonny Jurgensen, 1957 | 5 |

BEST COMP. PCT., SEASON (min. 75 atts.)

| | |
|-------------------------|------|
| 1. Carson Wentz, 2016 | 62.4 |
| 2. Nick Foles, 2012 | 60.8 |
| 3. Mike Boryla, 1974 | 58.8 |
| 4. Davey O'Brien, 1939 | 49.3 |
| 5. Donovan McNabb, 1999 | 49.1 |

BEST QB RATING, SEASON (min. 75 atts.)

| | |
|-------------------------|------|
| 1. Carson Wentz, 2016 | 79.3 |
| 2. Nick Foles, 2012 | 79.1 |
| 3. Mike Boryla, 1974 | 78.9 |
| 4. Donovan McNabb, 1999 | 60.1 |
| 5. John Reaves, 1972 | 58.4 |

RUSHING

MOST ATTEMPTS, Season

| | |
|-----------------------------|-----|
| 1. Po James (FB), 1972 | 182 |
| 2. Keith Byars (FB), 1986 | 177 |
| 3. Lee Bougness (FB), 1970 | 159 |
| 4. LeSean McCoy, 2009 | 155 |
| 5. Billy Barnes, 1957 | 143 |
| 6. James Joseph, 1991 | 135 |
| 7. Correll Buckhalter, 2001 | 129 |
| 8. Clarence Peaks, 1957 | 125 |
| 9. Mike Hogan, 1976 | 123 |
| 10. Leroy Keys, 1969 | 121 |

MOST YARDS, Season

| | |
|-----------------------------|-----|
| 1. LeSean McCoy, 2009 | 637 |
| 2. Correll Buckhalter, 2001 | 586 |
| 3. Keith Byars (FB), 1986 | 577 |
| 4. Po James (FB), 1972 | 565 |
| 5. Bryce Brown, 2012 | 564 |
| 6. Mike Hogan (FB), 1976 | 561 |
| 7. Billy Barnes, 1957 | 529 |
| 8. Josh Adams, 2018 | 511 |
| 9. Clarence Peaks, 1957 | 495 |
| 10. Steve Van Buren, 1944 | 444 |

MOST TOUCHDOWNS, Season

| | |
|---------------------------|---|
| 1t. Steve Van Buren, 1944 | 5 |
| Don Johnson, 1953 | 5 |
| 3t. Corey Clement | 4 |
| Bryce Brown, 2012 | 4 |
| LeSean McCoy, 2009 | 4 |
| Ken Keller, 1956 | 4 |
| Mel Bleeker, 1944 | 4 |
| Jim Castiglia (FB), 1941 | 4 |
| 9t. Josh Adams, 2018 | 3 |
| Ryan Moats, 2005 | 3 |
| Charlie Garner, 1994 | 3 |
| Many others | 3 |

RECEIVING

MOST RECEPTIONS, Season

| | |
|-------------------------------|----|
| 1. Keith Jackson (TE), 1988 | 81 |
| 2. Jordan Matthews, 2014 | 67 |
| 3. DeSean Jackson, 2008 | 62 |
| 4. Don Looney (E), 1940 | 58 |
| 5. Jeremy Maclin, 2009 | 56 |
| 6. Charle Young (TE), 1973 | 55 |
| 7. Lee Bougness (RB), 1970 | 50 |
| 8. Reggie Brown, 2005 | 43 |
| 9t. Victor Bailey, 1993 | 41 |
| Junior Tautalasati (RB), 1986 | 41 |

MOST YARDS, Season

| | |
|-----------------------------|-----|
| 1. DeSean Jackson, 2008 | 912 |
| 2. Jordan Matthews, 2014 | 872 |
| 3. Keith Jackson (TE), 1988 | 869 |
| 4. Charle Young (TE), 1973 | 854 |
| 5. Jeremy Maclin, 2009 | 773 |
| 6. Fred Barnett, 1990 | 721 |
| 7. Don Looney (E), 1940 | 707 |
| 8. Calvin Williams, 1990 | 602 |
| 9. Reggie Brown, 2005 | 571 |
| 10. Victor Bailey, 1993 | 545 |

RECEIVING (Cont.)

MOST TOUCHDOWNS, Season

| | |
|------------------------------|---|
| 1. Calvin Williams, 1990 | 9 |
| 2t. Jordan Matthews, 2014 | 8 |
| Fred Barnett, 1990 | 8 |
| Bobby Walston (E), 1951 | 8 |
| 5. Pete Pihos (E), 1947 | 7 |
| 6t. Keith Jackson (TE), 1988 | 6 |
| Charle Young (TE), 1973 | 6 |
| 8. Hal Giancanelli (B), 1953 | 5 |
| 9t. Zach Ertz (TE), 2013 | 4 |
| Dallas Goedert (TE), 2018 | 4 |
| Jeremy Maclin (WR), 2009 | 4 |
| Many others | 4 |

TOTAL OFFENSE

MOST SCRIMMAGE YARDS, Season

| | |
|-------------------------------|-------|
| 1. DeSean Jackson (WR), 2008 | 1,008 |
| 2. LeSean McCoy (RB), 2009 | 945 |
| 3. Charle Young (TE), 1973 | 878 |
| 4. Jordan Matthews (WR), 2014 | 872 |
| 5. Keith Jackson (TE), 1988 | 869 |
| 6. Lee Bougness (RB), 1970 | 802 |
| 7. Jeremy Maclin (WR), 2009 | 766 |
| 8. Billy Barnes (RB), 1957 | 741 |
| 9. Fred Barnett (WR), 1990 | 734 |
| 10. Po James (FB), 1972 | 721 |

MOST TOUCHDOWNS, Season

| | |
|--------------------------------|---|
| 1. Calvin Williams (WR), 1990 | 9 |
| 2t. Jordan Matthews (WR), 2014 | 8 |
| Fred Barnett (WR), 1990 | 8 |
| Bobby Walston (E), 1951 | 8 |
| Pete Pihos (E), 1947 | 8 |
| Mel Bleeker (RB), 1944 | 8 |
| 7t. Charle Young (TE), 1973 | 7 |
| Don Johnson (RB), 1953 | 7 |
| Steve Van Buren (RB), 1944 | 7 |
| 10t. Corey Clement (RB), 2017 | 6 |
| Keith Jackson (TE), 1988 | 6 |
| Hal Giancanelli (B), 1953 | 6 |

ALL-TIME ROOKIE RECORDS



SACKS (since 1982)

MOST SACKS, Season

| | |
|-------------------------------------|------------|
| 1. Corey Simon (DT), 2000 | 9.5 |
| 2. Derrick Burgess (DE), 2001 | 6.0 |
| 3t. Fletcher Cox (DT), 2012 | 5.5 |
| Mike Mamula (DE), 1995 | 5.5 |
| 5t. Derek Barnett (DE), 2017 | 5.0 |
| Trent Cole (DE), 2005 | 5.0 |
| 7. Jerome Brown (DT), 1987 | 4.0 |
| 8. Mike Patterson (DT), 2005 | 3.5 |
| 9. Brandon Graham (DE), 2010 | 3.0 |
| 10t. Destiny Vaeao (DT), 2016 | 2.0 |
| Five others | 2.0 |

INTERCEPTIONS (since 1940)

MOST INTERCEPTIONS, Season

| | |
|---------------------------------------|---|
| 1t. Tom Brookshier (DB), 1953 | 8 |
| Bibbles Bawel (B), 1952 | 8 |
| 3. Herman Edwards (DB), 1977 | 6 |
| 4t. Eric Allen (DB), 1988 | 5 |
| Randy Logan (S), 1973 | 5 |
| Jerry Norton (DB), 1954 | 5 |
| Steve Van Buren (B), 1944 | 5 |
| 8t. Roynell Young (CB), 1980 | 4 |
| Brenard Wilson (S), 1979 | 4 |
| 10. Nate Allen (S), 2010, others with | 3 |

PUNT RETURNS

MOST PUNT RETURNS, Season

| | |
|--------------------------------|-----------|
| 1. DeSean Jackson, 2008 | 50 |
| 2. Evan Cooper, 1984 | 40 |
| 3. Bibbles Bawel, 1952 | 34 |
| 4. Bill Bradley, 1969 | 28 |
| 5t. Damaris Johnson, 2012 | 26 |
| Tommy McDonald, 1957 | 26 |
| 7. Allen Rossum, 1998 | 22 |
| 8. Jerry Norton, 1954 | 21 |
| 9t. Bobby Morse, 1987 | 20 |
| Billy Walik, 1970 | 20 |

MOST PUNT RETURN YARDS, Season

| | |
|--------------------------------|------------|
| 1. DeSean Jackson, 2008 | 440 |
| 2. Damaris Johnson, 2012 | 291 |
| 3. Bibbles Bawel, 1952 | 261 |
| 4. Evan Cooper, 1984 | 250 |
| 5. Steve Van Buren, 1944 | 230 |
| 6. Dexter Wynn, 2004 | 194 |
| 7. Allen Rossum, 1998 | 187 |
| 8. Ernie Steele, 1942 | 184 |
| 9. Bill Bradley, 1969 | 181 |
| 10. Don Stevens, 1952 | 172 |

BEST PUNT RETURN AVERAGE, Season

| | |
|-------------------------------------|-------------|
| 1. Pat McHugh, 1947 (10 returns) | 15.69 |
| 2. Steve Van Buren, 1944 (15) | 15.33 |
| 3. Damaris Johnson, 2012 (22) | 11.19 |
| 4. Dexter Wynn, 2004 (18) | 10.78 |
| 5. Don Stevens, 1952 (16) | 10.75 |
| 6. Jorrick Calvin, 2010 (12) | 10.42 |
| 7t. Ken Keller, 1956 (15) | 9.73 |
| Bosh Pritchard, 1942 (11) | 9.73 |
| 9. DeSean Jackson, 2008 (50) | 8.80 |
| 10. Allen Rossum, 1998 (22) | 8.50 |
| 11. Art Powell, 1959 (15) | 8.27 |
| minimum 10 returns, since 1941 | |

KICKOFF RETURNS

MOST KICKOFF RETURNS, Season

| | |
|--------------------------|----|
| 1. Quintin Demps, 2008 | 52 |
| 2. Herman Hunter, 1985 | 48 |
| 3. Duce Staley, 1997 | 47 |
| 4. Brandon Boykin, 2012 | 45 |
| 5. Allen Rossum, 1998 | 44 |
| 6. J.R. Reed, 2004 | 33 |
| 7t. Jorrick Calvin, 2010 | 32 |
| Billy Walik, 1970 | 32 |
| 9. Dion Lewis, 2011 | 31 |
| 10t. Ted Dean, 1960 | 26 |
| Al Nelson, 1965 | 26 |

MOST KICKOFF RETURN YARDS, Season

| | |
|-------------------------|-------|
| 1. Quintin Demps, 2008 | 1,314 |
| 2. Duce Staley, 1997 | 1,139 |
| 3. Allen Rossum, 1998 | 1,080 |
| 4. Herman Hunter, 1985 | 1,047 |
| 5. Brandon Boykin, 2012 | 1,037 |
| 6. Billy Walik, 1970 | 805 |
| 7. J.R. Reed, 2004 | 761 |
| 8. Jorrick Calvin, 2010 | 692 |
| 9. Al Nelson, 1965 | 683 |
| 10. Dion Lewis, 2011 | 669 |

BEST KICKOFF RETURN AVG, Season

| | |
|---------------------------------|-------|
| 1. Josh Huff, 2014, 14 returns | 29.64 |
| 2. Tommy McDonald, 1957, 11 | 27.64 |
| 3. Israel Lang, 1964, 13 | 27.08 |
| 4. Art Powell, 1959, 14 | 27.07 |
| 5. Don Stevens, 1952, 16 | 27.06 |
| 6. Wilbert Montgomery, 1977, 23 | 26.91 |
| 7. Al Nelson, 1965, 26 | 26.27 |
| 8. Quintin Demps, 2008, 52 | 25.27 |
| 9. Billy Walik, 1970, 32 | 25.16 |
| 10. Allen Rossum, 1998, 44 | 24.55 |
| minimum 10 returns, since 1941 | |

KICKING

MOST FIELD GOALS MADE, Season

| | |
|------------------------------|-----------|
| 1. Cody Parkey, 2014 | 32 |
| 2. Paul McFadden, 1984 | 30 |
| 3. Jake Elliott, 2017 | 26 |
| 4. Alex Henery, 2011 | 24 |
| 5. Tony Franklin, 1979 | 23 |

MOST FIELD GOAL ATTEMPTS, Season

| | |
|-------------------------------|-----------|
| 1. Paul McFadden, 1984 | 37 |
| 2. Cody Parkey, 2014 | 36 |
| 3t. Jake Elliott, 2017 | 31 |
| Tony Franklin, 1979 | 31 |
| 5. Alex Henery, 2011 | 27 |

BEST FIELD GOAL PERCENTAGE, Season

| | |
|-------------------------------------|-------------|
| 1t. Cody Parkey, 2014, 32-36 | 88.9 |
| Alex Henery, 2011, 24-27 | 88.9 |
| 3. Jake Elliott, 2017, 26-31 | 83.7 |
| 4. Paul McFadden, 1984, 30-37 | 81.1 |
| 5. Tony Franklin, 1979, 23-31 | 74.2 |

MOST KICKING POINTS, Season

| | |
|------------------------------|------------|
| 1. Cody Parkey, 2014 | 150 |
| 2. Alex Henery, 2011 | 118 |
| 3. Paul McFadden, 1984 | 116 |
| 4. Jake Elliott, 2017 | 110 |
| 5. Tony Franklin, 1979 | 105 |

PUNTING

MOST PUNTS, Season

| | |
|-------------------------|-----|
| 1. John Teltschik, 1986 | 108 |
| 2. Tom Hutton, 1995 | 85 |
| 3. Merritt Kersey, 1974 | 82 |
| 4t. Max Runager, 1979 | 74 |
| Bill Bradley, 1969 | 74 |

MOST PUNTING YARDS, Season

| | |
|-------------------------|-------|
| 1. John Teltschik, 1986 | 4,493 |
| 2. Tom Hutton, 1995 | 3,682 |
| 3. Sav Rocca, 2007 | 3,066 |
| 4. Merritt Kersey, 1974 | 2,959 |
| 5. Bill Bradley, 1969 | 2,942 |

BEST GROSS PUNTING AVERAGE, Season

| | |
|------------------------------|-------|
| 1. Tom Hutton, 1995, 85 | 43.32 |
| 2. Chas Henry, 2011, 66 | 42.88 |
| 3. Sav Rocca, 2007, 73 | 42.00 |
| 4. John Teltschik, 1986, 108 | 41.60 |
| 5. Bill Bradley, 1969, 74 | 39.76 |

SUPERLATIVE ROOKIE PERFORMANCES



100-YARD RUSHING PERFORMANCES, ROOKIES

| PLAYER (GAME) | DATE | YDS (ATT-LG-TD) |
|---|------------|-----------------|
| 1. Bryce Brown vs. Panthers (L) | 11/26/2012 | 178 (19-65t-2) |
| 2. Bryce Brown at Cowboys (L) | 12/2/2012 | 169 (24-39-2) |
| 3. Correll Buckhalter vs. Cardinals (L) | 10/7/2001 | 134 (21-37-0) |
| 4. Steve Van Buren at Bk. Tigers (W) | 11/5/1944 | 129 (12-70t-2) |
| 5. Keith Byars vs. StL Cardinals (T) OT | 12/7/1986 | 127 (24-32-0) |
| 6. Charlie Garner vs. Redskins (W) | 10/9/1994 | 122 (28-12-0) |
| 7. Don Johnson at Giants (L) | 11/29/1953 | 121 (13-63t-1) |
| 8. Ryan Moats vs. Giants (L) OT | 12/11/2005 | 114 (11-40t-2) |
| 9. Charlie Garner at 49ers (W) | 10/2/1994 | 111 (16-28t-2) |
| 10. Toy Ledbetter at Bal. Colts (W) | 10/15/1950 | 107 (23-14-1) |
| 11t. Mike Hogan vs. Seahawks (W) | 12/12/1976 | 104 (19-18-0) |
| Bosh Pritchard at Bk. Dodgers (W) | 11/15/1942 | 104 (14-26-0) |
| 13. Wilbert Montgomery vs. Jets (W) | 12/18/1977 | 103 (22-27-2) |
| 14t. Mike Hogan vs. Redskins (L) OT | 9/27/1976 | 100 (22-32-0) |
| Don Johnson vs. Bal.Colts (W) | 11/15/1953 | 100 (11-66t-2) |

100-YARD RECEIVING PERFORMANCES, ROOKIES

| PLAYER (GAME) | DATE | YDS (REC, TD) |
|---|--------------------------|-------------------|
| 1. Don Looney at Redskins (L) | 12/1/1940 | 180 (14, 0) |
| 2. Hank Baskett vs. Falcons (W) | 12/31/2006 | 177 (7, 1) |
| 3. Jeremy Maclin at Cowboys (L) | 1/9/2010 - NFC-WC | 146 (7,1) |
| 4t. Jeremy Maclin vs. Buccaneers (W) | 10/11/2009 | 142 (6,2) |
| Keith Jackson at Bears (L) | 12/31/1988 - NFC-D | 142 (7,0) |
| 6. Jordan Matthews vs. Panthers (W) | 11/10/2014 | 138 (7, 2) |
| 7. Don Looney at Cle. Rams (L) | 9/22/1940 | 129 (8, 2) |
| 8. Clyde Scott at Redskins (W) | 11/13/1949 | 127 (4,1) |
| 9. Herman Hunter vs. LA Rams (W) | 10/13/1985 | 120 (6,1) |
| 10. Fred Meyer at Redskins (L) | 11/1/1942 | 119 (4, 0) |
| 11. Bobby Walston at Giants (L) | 10/21/1951 | 118 (6, 2) |
| 12. Don Looney at Packers (L) | 9/15/1940 | 115 (8, 1) |
| 13. Fred Barnett vs. Vikings (W) | 10/15/1990 | 114 (4, 1) |
| 14. Charle Young (TE) at Cowboys (L) | 11/18/1973 | 113 (4, 1) |
| 15t. Hank Baskett vs. Cowboys (W) | 10/8/2006 | 112 (3, 1) |
| Fred Barnett at Bills (L) | 12/2/1990 | 112 (2, 1) |
| Charle Young (TE) at 49ers (L) | 12/2/1973 | 112 (6, 1) |
| 18. DeSean Jackson at Cowboys (L) | 9/15/2008 | 110 (6, 0) |
| 19t. Fred Barnett vs. Packers (W) | 12/16/1990 | 108 (5, 0) |
| Charle Young (TE) vs. Patriots (W) | 11/4/1973 | 108 (8, 2) |
| Pete Pihos vs. Packers (W) | 12/14/1947 | 108 (4, 1) |
| 22. Jordan Matthews at Packers (L) | 11/16/2014 | 107 (5, 1) |
| 23. DeSean Jackson vs. Rams (W) | 9/7/2008 | 106 (6, 0) |
| 24. Jordan Matthews at Giants (W) | 12/28/2014 | 105 (8, 1) |
| 25. Charle Young (TE) at Redskins (L) | 12/16/1973 | 104 (5, 1) |
| 26. Corey Clement vs. Patriots (W) | 2/4/2018 - SB LII | 100 (4,1) |

LONGEST RUSHING TDs, ROOKIES

| PLAYER (GAME) | YARDS |
|--|-------|
| 1. Herman Hunter (11/24/1985 at Cowboys) | 74t |
| 2. John Brewer (10/4/1952 vs. Giants) | 71t |
| 3t. Steve Van Buren (11/5/1944 at Brooklyn Tigers) | 70t |
| John Kusko (11/22/1936 vs. Bears) | 70t |
| 5t. LeSean McCoy (11/1/2009 vs. Giants) | 66t |
| Don Johnson (11/15/1953 vs. Baltimore Colts) | 66t |
| 7. Bryce Brown (12/26/2012 vs. Panthers) | 65t |
| 8. Don Johnson (11/29/1953 at Giants) | 63t |
| 9. Ryan Moats (12/18/2005 at Rams) | 59t |
| 10. Ken Keller (10/14/1956 at Steelers) | 51t |

LONGEST KICKOFF RETURNS, ROOKIES

| PLAYER | DATE | YARDS |
|--------------------------------------|------------|-------|
| 1. Josh Huff vs. Titans (W) | 11/23/2014 | 107t |
| 2. Quintin Demps at Ravens (L) | 11/23/2008 | 100t |
| 3. Wilbert Montgomery vs. Giants (W) | 12/11/1977 | 99t |
| 4t. Steve Van Buren vs. Giants (T) | 11/12/1944 | 97t |
| Bosh Pritchard at Redskins (L) | 11/1/1942 | 97t |
| 6. Art Powell vs. Giants (W) | 10/4/1959 | 95 |
| 7. Andre Waters vs. Redskins (W) | 11/18/1984 | 89t |
| 8. Wendell Smallwood at Redskins (L) | 10/16/2016 | 86t |
| 9. Billy Walik at Packers (L) | 10/25/1970 | 82 |
| 10. Jim Castiglia vs. Redskins (L) | 10/19/1941 | 72 |

LONGEST PUNT RETURNS, ROOKIES

| PLAYER | DATE | YARDS |
|---|------------------|------------|
| 1. Damaris Johnson at Cowboys (L) | 12/2/2012 | 98t |
| 2. Clyde Scott at Steelers (W) | 10/30/1949 | 70t |
| 3. Pat McHugh at Boston Yanks (L) | 11/23/1947 | 69t |
| 4. DeSean Jackson vs. Redskins (L) | 10/5/2008 | 68t |
| 5. Bob Shann vs. Lions (L) | 12/19/1965 | 63t |
| 6. Ernie Steele at NY Giants (L) | 10/11/1942 | 62 |
| 7. DeSean Jackson vs. Rams (W) | 9/7/2008 | 60 |
| 8. Art Powell vs. Steelers (W) | 10/11/1959 | 58t |
| 9. Don Stevens vs. Redskins (W) | 11/9/1952 | 56t |
| 10. Steve Van Buren vs. Boston Yanks (W) | 10/22/1944 | 55t |

TOP PASSING PERFORMANCES, ROOKIES

| PLAYER (GAME) | YARDS |
|---|------------|
| 1. Nick Foles (12/9/2012 at Buccaneers) | 381 |
| 2. Carson Wentz (11/6/2016 at Giants) | 364 |
| 3. Nick Foles (12/23/2012 vs. Redskins) | 345 |
| 4. Carson Wentz (12/11/2016 vs. Redskins) | 314 |
| 5. Carson Wentz (12/4/2016 at Bengals) | 308 |
| 6. Carson Wentz (9/25/2016 vs. Steelers) | 301 |
| 7. Davey O'Brien (11/12/1939 vs. Packers) | 289 |
| 8. Carson Wentz (9/11/2016 vs. Browns) - first start | 278 |

| PLAYER (GAME) | COMPLETIONS |
|---|-------------|
| 1. Carson Wentz (12/4/2016 at Bengals) | 36 |
| 2t. Carson Wentz (12/11/2016 vs. Redskins) | 32 |
| Carson Wentz (10/30/2016 at Cowboys) | 32 |
| Nick Foles (12/23/2012 vs. Redskins) | 32 |
| Nick Foles (12/9/2012 at Buccaneers) | 32 |

| PLAYER (GAME) | TOUCHDOWNS |
|--|------------|
| 1t. Donovan McNabb (1/2/2000 vs. StL Rams) | 3 |
| Sonny Jurgensen (11/24/1957 vs. Redskins) | 3 |
| 3t. many times | 2 |

LONGEST RECEIVING TDs, ROOKIES

| PLAYER (GAME) | YARDS |
|--|-------|
| 1. Fred Barnett (12/2/1990 at Bills) | 95t |
| 2. Hank Baskett (12/31/2006 vs. Falcons) | 89t |
| 3. Hank Baskett (10/8/2006 vs. Cowboys) | 87t |
| 4. Kenny Jackson (10/21/1984 vs. NY Giants) | 83t |
| 5. Charle Young (11/18/1973 at Cowboys) | 80t |
| 6. Mel Bleeker (10/22/1944 vs. Boston Yanks) | 75t |
| 7. Glen Young (11/6/1983 vs. Cowboys) | 71t |
| 8. Clyde Scott (11/13/1949 at Redskins) | 70t |

ALL-TIME 300-YARD PASSING GAMES



| Date | Player/Opponent/Result | Att-Cmp-Yd-TD-INT |
|-----------------|--|----------------------|
| 12/23/18 | Nick Foles vs. Texans (W) | 49-35-471-4-1 |
| 12/3/18 | Carson Wentz vs. Redskins (W) | 39-27-306-2-1 |
| 11/11/18 | Carson Wentz vs. Cowboys (L) | 44-32-369-2-1 |
| 10/21/18 | Carson Wentz vs. Panthers (L) | 37-30-310-2-0 |
| 10/7/18 | Carson Wentz vs. Vikings (L) | 35-24-311-2-0 |
| 9/30/18 | Carson Wentz at Titans (L) | 50-33-348-2-0 |
| 9/16/18 | Nick Foles at Buccaneers (L) | 48-35-334-1-0 |
| 2/4/18 | <u>Nick Foles vs. Patriots (W)</u> | 43-28-373-3-1 |
| 1/21/18 | <u>Nick Foles vs. Vikings (W)</u> | 33-26-352-3-0 |
| 12/3/17 | Carson Wentz at Seahawks (L) | 45-29-348-1-1 |
| 10/8/17 | Carson Wentz vs. Cardinals (W) | 30-21-304-4-1 |
| 9/17/17 | Carson Wentz at Chiefs (L) | 46-25-333-2-1 |
| 9/10/17 | Carson Wentz at Redskins (W) | 39-26-307-2-1 |
| 12/11/16 | Carson Wentz* vs. Redskins (L) | 46-32-314-1-1 |
| 12/4/16 | Carson Wentz* at Bengals (L) | 60-36-308-1-3 |
| 11/6/16 | Carson Wentz* at Giants (L) | 47-27-364-0-2 |
| 9/25/16 | Carson Wentz* vs. Steelers (W) | 31-23-301-2-0 |
| 1/3/16 | Sam Bradford at Giants (W) | 38-30-320-2-1 |
| 12/26/15 | Sam Bradford vs. Redskins (L) | 56-37-380-1-0 |
| 12/20/15 | Sam Bradford vs. Cardinals (L) | 41-28-361-2-2 |
| 10/11/15 | Sam Bradford vs. Saints (W) | 45-32-333-2-2 |
| 9/14/15 | Sam Bradford at Falcons (L) | 52-36-336-1-2 |
| 12/20/14 | Mark Sanchez at Redskins (L) | 50-37-374-2-1 |
| 11/23/14 | Mark Sanchez vs. Titans (W) | 43-30-307-1-2 |
| 11/16/14 | Mark Sanchez at Packers (L) | 44-26-346-2-2 |
| 11/10/14 | Mark Sanchez vs. Panthers (W) | 37-20-332-2-0 |
| 10/26/14 | Nick Foles at Cardinals (L) | 62-36-411-2-2 |
| 9/21/14 | Nick Foles vs. Redskins (W) | 41-27-325-3-0 |
| 9/15/14 | Nick Foles at Colts (W) | 37-21-331-1-1 |
| 9/7/14 | Nick Foles vs. Jaguars (W) | 45-27-322-2-1 |
| 12/15/13 | Nick Foles at Vikings (L) | 48-30-428-3-1 |
| 11/3/13 | Nick Foles at Raiders (W) | 28-22-406-7-0 |
| 9/15/13 | Michael Vick vs. Chargers (L) | 36-23-428-2-0 |
| 12/23/12 | Nick Foles* vs. Redskins (L) | 48-32-345-1-1 |
| 12/9/12 | Nick Foles* at Buccaneers (W) | 51-32-381-2-0 |
| 10/14/12 | Michael Vick vs. Lions (L) | 46-28-311-2-2 |
| 9/16/12 | Michael Vick vs. Ravens (W) | 32-23-371-1-2 |
| 9/9/12 | Michael Vick at Browns (W) | 56-29-317-2-4 |
| 1/1/12 | Michael Vick vs. Redskins (W) | 39-24-335-3-1 |
| 11/27/11 | Vince Young vs. Patriots (L) | 48-26-400-1-1 |
| 10/9/11 | Michael Vick at Bills (L) | 40-26-315-2-4 |
| 10/2/11 | Michael Vick vs. 49ers (L) | 46-30-416-2-1 |
| 12/2/10 | Michael Vick vs. Texans (W) | 33-22-302-2-1 |
| 11/28/10 | Michael Vick at Bears (L) | 44-29-333-2-1 |
| 11/15/10 | Michael Vick at Redskins (W) | 28-20-333-4-0 |
| 10/17/10 | Kevin Kolb vs. Falcons (W) | 29-23-326-3-1 |
| 12/27/09 | Donovan McNabb vs. Broncos (W) | 35-20-322-3-1 |
| 12/20/09 | Donovan McNabb vs. 49ers (W) | 36-21-306-1-2 |
| 11/15/09 | Donovan McNabb at Chargers (L) | 55-35-450-2-1 |
| 9/27/09 | Kevin Kolb vs. Chiefs (W) | 34-24-327-2-0 |
| 9/20/09 | Kevin Kolb vs. Saints (L) | 51-31-391-2-3 |
| 1/18/09 | <u>Donovan McNabb at Cardinals (L)</u> | 47-28-375-3-1 |
| 1/4/09 | <u>Donovan McNabb at Vikings (W)</u> | 34-23-300-1-1 |
| 11/16/08 | Donovan McNabb at Bengals (T) OT | 58-28-339-1-3 |
| 11/2/08 | Donovan McNabb at Seahawks (W) | 43-28-349-2-1 |
| 9/7/08 | Donovan McNabb vs. Rams (W) | 33-21-361-3-0 |
| 12/30/07 | Donovan McNabb vs. Bills (W) | 41-29-345-1-1 |
| 11/25/07 | A.J. Feeley at Patriots (L) | 42-27-345-3-3 |
| 10/28/07 | Donovan McNabb at Vikings (W) | 36-23-333-1-0 |
| 9/23/07 | Donovan McNabb vs. Lions (W) | 26-21-381-4-0 |
| 12/31/06 | A.J. Feeley vs. Falcons (W) | 33-22-321-3-0 |
| 12/4/06 | Jeff Garcia vs. Panthers (W) | 39-21-312-3-0 |
| 10/22/06 | Donovan McNabb at Buccaneers (L) | 35-22-302-3-3 |
| 10/8/06 | Donovan McNabb vs. Cowboys (W) | 33-18-354-2-0 |
| 9/17/06 | Donovan McNabb vs. Giants (L) OT | 45-27-350-2-0 |
| 9/10/06 | Donovan McNabb at Texans (W) | 35-24-314-3-1 |
| 11/6/05 | Donovan McNabb at Redskins (L) | 35-22-304-1-1 |
| 10/2/05 | Donovan McNabb at Chiefs (W) | 48-33-369-3-1 |
| 9/25/05 | Donovan McNabb vs. Raiders (W) | 52-30-365-2-1 |
| 9/18/05 | Donovan McNabb vs. 49ers (W) | 29-23-342-5-0 |
| 2/6/05 | <u>Donovan McNabb vs. Patriots (L)</u> | 51-30-357-3-3 |
| 12/5/04 | Donovan McNabb vs. Packers (W) | 43-32-464-5-0 |
| 11/15/04 | Donovan McNabb at Cowboys (W) | 27-15-345-4-0 |
| 10/24/04 | Donovan McNabb at Browns (W) OT | 43-28-376-4-1 |
| 9/26/04 | Donovan McNabb at Lions (W) | 42-29-356-2-0 |
| 9/12/04 | Donovan McNabb vs. Giants (W) | 36-26-330-4-0 |
| 11/16/03 | Donovan McNabb vs. Giants (W) | 30-24-314-2-0 |
| 11/2/03 | Donovan McNabb at Falcons (W) | 33-21-312-1-0 |
| 9/9/03 | Donovan McNabb vs. Rams (L) | 48-32-312-2-1 |
| 12/10/00 | Donovan McNabb at Browns (W) | 36-23-390-4-0 |
| 10/1/00 | Donovan McNabb vs. Falcons (W) | 44-30-311-2-1 |
| 11/30/97 | Bobby Hoying vs. Bengals (W) | 42-26-313-4-1 |
| 11/24/96 | Ty Detmer at Cardinals (L) | 38-21-322-0-1 |
| 11/10/96 | Ty Detmer vs. Bills (L) | 44-26-315-2-1 |
| 10/27/96 | Ty Detmer vs. Panthers (W) | 38-23-342-1-1 |
| 12/24/94 | Bubby Brister at Bengals (L) | 37-26-325-1-0 |
| 12/4/94 | R. Cunningham vs. Cowboys (L) | 46-29-327-2-1 |
| 10/24/94 | R. Cunningham vs. Oilers (W) | 24-13-310-2-1 |
| 9/12/94 | R. Cunningham vs. Bears (W) | 36-24-311-3-0 |
| 9/4/94 | R. Cunningham at Giants (L) | 39-20-344-2-0 |
| 1/3/94 | Bubby Brister at 49ers (W) OT | 43-26-350-3-1 |
| 9/19/93 | R. Cunningham vs. Redskins (W) | 39-25-360-3-2 |
| 12/13/92 | R. Cunningham at Seahawks (W) OT | 44-27-365-0-1 |
| 11/10/91 | Jim McMahon at Browns (W) | 43-26-341-3-1 |
| 12/18/89 | R. Cunningham at Saints (L) | 39-19-306-2-2 |
| 10/2/89 | R. Cunningham at Bears (L) | 62-32-401-1-4 |
| 9/17/89 | R. Cunningham at Redskins (W) | 46-34-447-5-1 |
| 12/31/88 | <u>R. Cunningham at Bears (L)</u> | 54-27-407-0-3 |
| 11/6/88 | R. Cunningham vs. Rams (W) | 39-22-323-3-0 |
| 10/10/88 | R. Cunningham vs. Giants (W) | 41-31-369-3-0 |
| 11/29/87 | R. Cunningham at Patriots (W) OT | 31-18-314-2-1 |
| 10/11/87 | Scott Tinsley at Cowboys (L) | 34-24-338-3-0 |
| 12/15/85 | Ron Jaworski at Chargers (L) | 48-29-334-1-3 |
| 12/1/85 | Ron Jaworski vs. Vikings (L) | 42-23-320-2-1 |
| 11/3/85 | Ron Jaworski at 49ers (L) | 48-24-394-1-3 |
| 10/20/85 | Ron Jaworski vs. Cowboys (W) | 35-22-380-1-0 |
| 12/16/84 | Joe Pisarcik at Falcons (L) | 46-24-334-1-0 |
| 10/28/84 | Ron Jaworski vs. Cardinals (L) | 38-22-340-2-3 |
| 11/27/83 | Ron Jaworski at Redskins (L) | 36-19-333-3-1 |
| 9/11/83 | Ron Jaworski vs. Redskins (L) | 37-24-326-1-2 |
| 9/19/82 | Ron Jaworski at Browns (W) | 41-25-334-2-1 |
| 9/12/82 | Ron Jaworski vs. Redskins (L) OT | 38-27-371-2-0 |
| 10/18/81 | Ron Jaworski at Vikings (L) | 44-29-330-2-2 |
| 12/21/80 | Ron Jaworski at Cowboys (L) | 30-18-331-1-0 |
| 11/9/80 | Ron Jaworski at Saints (W) | 32-21-323-3-0 |
| 12/16/73 | Roman Gabriel at Redskins (L) | 39-22-302-1-1 |
| 12/2/73 | Roman Gabriel at 49ers (L) | 55-28-322-2-1 |
| 10/14/73 | Roman Gabriel at Cardinals (W) | 45-29-379-3-0 |
| 9/19/71 | Pete Liske at Bengals (L) | 40-20-301-2-3 |
| 9/28/69 | Norm Snead vs. Steelers (W) | 30-22-335-5-1 |
| 11/19/67 | Norm Snead vs. Saints (W) | 27-19-309-4-2 |
| 10/22/67 | Norm Snead at Cardinals (L) | 32-16-321-2-2 |
| 9/17/67 | Norm Snead vs. Redskins (W) | 27-18-301-2-0 |

* - denotes rookie

Underline - denotes playoff game

ALL-TIME 300-YARD PASSING GAMES



| Date | Player/Opponent/Result | Att-Cmp-Yd-TD-INT |
|-------------------------------------|---|-------------------|
| 12/5/65 | Norm Snead vs. Cowboys (L) | 43-20-320-0-1 |
| 11/14/65 | Norm Snead vs. Redskins (W) | 28-21-311-0-1 |
| 11/7/65 | Norm Snead at Browns (L) | 36-18-362-3-2 |
| 10/17/65 | King Hill at Giants (L) | 41-23-321-3-4 |
| 12/13/64 | Norm Snead at Cardinals (L) | 31-15-301-3-2 |
| 10/13/63 | Sonny Jurgensen at Redskins (W) | 29-17-315-4-2 |
| 9/15/63 | Sonny Jurgensen vs. Steelers (T) | 26-16-322-3-2 |
| 12/16/62 | Sonny Jurgensen at Cardinals (L) | 34-15-419-5-3 |
| 11/25/62 | Sonny Jurgensen vs. Cowboys (W) | 21-13-342-1-2 |
| 12/17/61 | Sonny Jurgensen at Lions (W) | 42-27-403-3-2 |
| 12/10/61 | Sonny Jurgensen vs. Giants (L) | 31-16-367-3-2 |
| 11/26/61 | Sonny Jurgensen vs. Cowboys (W) | 23-16-351-5-2 |
| 10/29/61 | Sonny Jurgensen at Redskins (W) | 41-27-436-3-2 |
| 10/1/61 | Sonny Jurgensen vs. Cardinals (L) | 36-24-399-3-2 |
| 9/23/62 | Sonny Jurgensen vs. Giants (L) <u>57-33-396-1-3</u> | 11/16/58 |
| Norm Van Brocklin vs. Cardinals (W) | 29-19-318-2-1 | |
| 10/1/55 | Bobby Thomason vs. Redskins (L) | 37-25-349-4-0 |
| 11/28/54 | Adrian Burk vs. Redskins (W) | 28-17-345-5-1 |
| 12/13/53 | Bobby Thomason vs. Browns (W) | 35-23-331-3-0 |
| 11/15/53 | Bobby Thomason vs. Colts (W) | 37-18-329-3-5 |
| 11/8/53 | Bobby Thomason vs. Giants (W) | 44-22-437-4-1 |
| 12/1/40 | Davey O'Brien at Redskins (L) | 60-33-316-1- |

* - denotes rookie

Underline - denotes playoff game

MOST 300-YARD PASSING GAMES, Career

| | | |
|-----|-------------------------|-----------|
| 1. | Donovan McNabb | 30 |
| 2t. | Carson Wentz | 13 |
| | Randall Cunningham | 13 |
| 4t. | Nick Foles | 12 |
| | Ron Jaworski | 12 |
| 6t. | Michael Vick | 10 |
| | Sonny Jurgensen | 10 |
| | *includes playoff games | |

MOST 300-YARD PASSING GAMES, Season

| | | |
|-----|-------------------------------------|----------|
| 1t. | Carson Wentz (2018) | 5 |
| | Sam Bradford (2015) | 5 |
| | Donovan McNabb (2004) | 5 |
| | Sonny Jurgensen (1961) | 5 |
| 5t. | Carson Wentz (2017) | 4 |
| | Carson Wentz (2016) - rookie | 4 |
| | Mark Sanchez (2014) | 4 |
| | Nick Foles (2014) | 4 |
| | Donovan McNabb (2006 and 2005) | 4 |
| | Randall Cunningham (1994) | 4 |
| | Ron Jaworski (1985) | 4 |
| | *regular season only | |

CONSECUTIVE 300-YARD PASSING GAMES

| | | |
|-----|------------------------|---|
| 1t. | Sam Bradford (2015) | 3 |
| | Mark Sanchez (2014) | 3 |
| | Nick Foles (2014) | 3 |
| | Michael Vick (2011-12) | 3 |
| | Donovan McNabb (2005) | 3 |

MOST 400-YARD PASSING GAMES, Career

| | | |
|-----|-------------------------|---|
| 1. | Nick Foles | 4 |
| 2t. | Michael Vick | 3 |
| | Randall Cunningham | 3 |
| | Sonny Jurgensen | 3 |
| 5. | Donovan McNabb | 2 |
| | *includes playoff games | |

MOST 400-YARD PASSING GAMES, Season

| | | |
|-----|---------------------------|---|
| 1t. | Nick Foles (2013) | 2 |
| | Randall Cunningham (1989) | 2 |
| | Sonny Jurgensen (1961) | 2 |
| | *regular season only | |

100-100-300 PERFORMANCES IN SAME GAME

| Date | 100-yd. Rusher (yards) | 100-yd. Receiver (yards) | 300-yd. Passer (yards) |
|-------------------|------------------------|---|--------------------------|
| 9/23/07 vs. Det. | Brian Westbrook (110) | Kevin Curtis (221), Brian Westbrook (111) | Donovan McNabb (381) |
| 10/22/06 at TB | Brian Westbrook (101) | Brian Westbrook (113) | Donovan McNabb (302) |
| 10/1/00 vs. Atl. | Brian Mitchell (105) | Torrance Small (122) | Donovan McNabb (311) |
| 12/13/92 at Sea. | Herschel Walker (111) | Fred Barnett (161) | Randall Cunningham (365) |
| 11/29/87 at NE | Anthony Toney (123) | Mike Quick (121) | Randall Cunningham (314) |
| 11/7/65 at Cle. | Timmy Brown (186) | Pete Retzlaff (151) | Norm Snead (362) |
| 11/25/62 vs. Dal. | Timmy Brown (107) | Pete Retzlaff (113), Tommy McDonald (108) | Sonny Jurgensen (342) |
| 11/15/53 vs. Bal. | Don Johnson (100) | Pete Pihos (118), Bobby Walston (110) | Bobby Thomason (329) |

ALL-TIME 100-YARD RUSHING GAMES



| Date | Player/Opponent/Result | Att-Yds-LG-TD | | |
|----------|---|---------------|----------|---|
| 10/1/17 | LeGarrette Blount at LA Chargers (W) | 16-136-68-0 | 10/28/02 | Donovan McNabb vs. Giants (W) 8-107-40t-1 |
| 12/18/16 | Ryan Mathews at Ravens (L) | 20-128-19-1 | 10/20/02 | Duce Staley vs. Buccaneers (W) 24-152-57-0 |
| 11/13/16 | Ryan Mathews vs. Falcons (W) | 19-109-21-2 | 10/6/02 | Donovan McNabb at Jaguars (L) 12-100-26-1 |
| 10/19/15 | DeMarco Murray vs. Giants (W) | 21-112-21-1 | 11/18/01 | Duce Staley at Cowboys (W) 26-102-18-0 |
| 9/27/15 | Ryan Mathews at Jets (W) | 24-108-27-0 | 11/11/01 | Duce Staley vs. Vikings (W) 17-146-44t-1 |
| 11/27/14 | LeSean McCoy at Cowboys (W) | 25-159-38t-1 | 10/7/01 | Correll Buckhalter* vs. Cardinals (L) 21-134-37-0 |
| 11/23/14 | LeSean McCoy vs. Titans (W) | 21-130-53-1 | 11/26/00 | Donovan McNabb at Redskins (W) 11-125-54-1 |
| 11/2/14 | LeSean McCoy at Texans (W) | 24-117-26-0 | 10/1/00 | Brian Mitchell vs. Falcons (W) 2-105-85t-1 |
| 10/12/14 | LeSean McCoy vs. Giants (W) | 22-149-28-0 | 9/3/00 | Duce Staley at Cowboys (W) 26-201-60-1 |
| 12/29/13 | LeSean McCoy at Cowboys (W) | 27-131-20-0 | 11/14/99 | Duce Staley vs. Redskins (W) 28-122-20t-1 |
| 12/22/13 | LeSean McCoy vs. Bears (W) | 18-133-19-2 | 11/7/99 | Duce Staley at Panthers (L) 17-140-29-1 |
| 12/22/13 | Bryce Brown vs. Bears (W) | 9-115-65t-1 | 10/17/99 | Duce Staley at Bears (W) 23-101-26-0 |
| 12/8/13 | LeSean McCoy vs. Lions (W) | 29-217-57t-2 | 10/10/99 | Duce Staley vs. Cowboys (W) 22-110-19-0 |
| 11/10/13 | LeSean McCoy at Packers (W) | 25-155-30-0 | 9/12/99 | Duce Staley vs. Cardinals (L) 21-111-24t-1 |
| 10/13/13 | LeSean McCoy at Buccaneers (W) | 25-116-19-0 | 12/13/98 | Duce Staley vs. Cardinals (L) OT 30-141-30t-1 |
| 9/19/13 | LeSean McCoy vs. Chiefs (L) | 20-158-41t-1 | 11/8/98 | Charlie Garner vs. Lions (W) 16-129-40-1 |
| 9/9/13 | LeSean McCoy at Redskins (W) | 31-184-34t-1 | 12/21/97 | Charlie Garner at Redskins (L) 18-115-26-2 |
| 12/2/12 | Bryce Brown* at Cowboys (L) | 24-169-39-2 | 10/5/97 | Ricky Watters vs. Redskins (W) 31-104-13-2 |
| 11/26/12 | Bryce Brown* vs. Panthers (L) - first start | 19-178-65t-2 | 9/15/97 | Ricky Watters at Cowboys (L) 20-106-20-0 |
| 11/5/12 | LeSean McCoy at Saints (L) | 19-119-34-0 | 12/1/96 | Ricky Watters vs. Giants (W) 29-104-11-0 |
| 9/30/12 | LeSean McCoy vs. Giants (W) | 23-123-34-0 | 11/3/96 | Ricky Watters at Cowboys (W) 24-116-17-1 |
| 9/9/12 | LeSean McCoy at Browns (W) | 20-110-22-0 | 10/20/96 | Ricky Watters vs. Dolphins (W) 25-173-49t-1 |
| 12/18/11 | LeSean McCoy vs. Jets (W) | 18-102-33t-3 | 10/13/96 | Ricky Watters at Giants (W) 27-110-11-0 |
| 11/20/11 | LeSean McCoy at Giants (W) | 23-113-60-0 | 9/22/96 | Ricky Watters at Falcons (W) 26-121-56t-2 |
| 10/30/11 | LeSean McCoy vs. Cowboys (W) | 30-185-34-2 | 9/15/96 | Ricky Watters vs. Lions (W) 27-153-52-1 |
| 10/16/11 | LeSean McCoy at Redskins (W) | 28-126-21-1 | 12/10/95 | Ricky Watters vs. Cowboys (W) 33-112-15-1 |
| 9/25/11 | LeSean McCoy vs. Giants (L) | 24-128-21-1 | 11/26/95 | Ricky Watters at Redskins (W) 25-124-25-2 |
| 9/11/11 | LeSean McCoy at Rams (W) | 15-122-49t-1 | 10/15/95 | Ricky Watters at Giants (W) 30-122-14-1 |
| 12/19/10 | Michael Vick (QB) at Giants (W) | 10-130-35-1 | 10/8/95 | Ricky Watters vs. Redskins (W) OT 25-139-24-0 |
| 12/12/10 | LeSean McCoy at Cowboys (W) | 16-149-56-0 | 10/8/95 | Charlie Garner vs. Redskins (W) OT 9-120-55t-3 |
| 11/21/10 | LeSean McCoy vs. Giants (W) | 14-111-50t-1 | 10/9/94 | Charlie Garner* vs. Redskins (W) 28-122-12-0 |
| 11/15/10 | Jerome Harrison at Redskins (W) | 11-109-50t-1 | 10/2/94 | Charlie Garner* at 49ers (W) 16-111-28t-2 |
| 9/19/10 | LeSean McCoy at Lions (W) | 16-120-46t-3 | 1/3/93 | <u>Heath Sherman at Saints (W)</u> 21-105-16-1 |
| 9/12/10 | Michael Vick (QB) vs. Packers (L) | 11-103-31-0 | 12/27/92 | Herschel Walker vs. Giants (W) 16-104-38-0 |
| 12/7/08 | Brian Westbrook at Giants (W) | 33-131-30t-1 | 12/13/92 | Herschel Walker at Seahawks (W) OT 23-111-18-1 |
| 11/27/08 | Brian Westbrook vs. Cardinals (W) | 22-110-17-2 | 12/6/92 | Randall Cunningham vs. Vikings (W) 12-121-30-2 |
| 10/26/08 | Brian Westbrook vs. Falcons (W) | 22-167-39t-2 | 11/22/92 | Heath Sherman at Giants (W) 17-109-30t-1 |
| 12/23/07 | Brian Westbrook at Saints (W) | 17-100-21-0 | 10/25/92 | Herschel Walker vs. Cardinals (W) 20-112-36-0 |
| 12/9/07 | Brian Westbrook vs. Giants (L) | 20-116-21-0 | 9/13/92 | Herschel Walker at Cardinals (W) 28-115-20-0 |
| 11/18/07 | Brian Westbrook vs. Dolphins (W) | 32-148-36-0 | 9/6/92 | Herschel Walker vs. Saints (W) 26-112-32-0 |
| 11/11/07 | Brian Westbrook at Redskins (W) | 20-100-13-1 | 11/12/90 | Heath Sherman vs. Redskins (W) 35-124-22-0 |
| 10/14/07 | Brian Westbrook at Jets (W) | 20-120-22-0 | 11/4/90 | Randall Cunningham vs. Patriots (W) 8-124-52t-1 |
| 9/30/07 | Correll Buckhalter at Giants (L) | 17-103-17-0 | 11/4/90 | Heath Sherman vs. Patriots (W) 24-113-17-0 |
| 9/23/07 | Brian Westbrook vs. Lions (W) | 14-110-25t-2 | 9/23/90 | Anthony Toney at Rams (W) 24-103-20-0 |
| 1/13/07 | <u>Brian Westbrook at Saints (L)</u> | 13-116-62t-2 | 12/27/87 | Keith Byars vs. Bills (W) 23-102-22-0 |
| 1/7/07 | <u>Brian Westbrook vs. Giants (W)</u> | 20-141-49-1 | 11/29/87 | Anthony Toney at Patriots (W) OT 24-123-36-1 |
| 12/25/06 | Brian Westbrook at Cowboys (W) | 26-122-16-0 | 12/7/86 | Keith Byars* vs. Cardinals (T) OT 24-127-32-0 |
| 11/26/06 | Brian Westbrook at Colts (L) | 20-124-21-1 | 11/16/86 | Randall Cunningham vs. Lions (L) 14-110-20-0 |
| 11/19/06 | Brian Westbrook vs. Titans (L) | 22-102-27-0 | 12/22/85 | Earnest Jackson at Vikings (W) 25-106-59-2 |
| 11/12/06 | Brian Westbrook vs. Redskins (W) | 22-113-21-0 | 11/17/85 | Earnest Jackson at Cardinals (W) 34-162-51t-1 |
| 10/22/06 | Brian Westbrook at Buccaneers (L) | 13-101-23-0 | 10/13/85 | Earnest Jackson vs. Cardinals (W) 27-103-13-0 |
| 9/24/06 | Brian Westbrook at 49ers (W) | 8-117-71t-2 | 12/9/84 | Wilbert Montgomery vs. Patriots (W) 19-100-14-1 |
| 12/11/05 | Ryan Moats* vs. Giants (L) OT | 11-114-40t-2 | 12/19/82 | Wilbert Montgomery vs. Oilers (W) 17-147-90t-3 |
| 11/27/05 | Brian Westbrook vs. Packers (W) | 20-120-27t-1 | 12/20/81 | Wilbert Montgomery vs. Cardinals (W) 13-108-41-1 |
| 10/3/04 | Brian Westbrook at Bears (W) | 22-119-29-0 | 12/6/81 | Wilbert Montgomery at Redskins (L) 27-116-13-0 |
| 9/12/04 | Brian Westbrook vs. Giants (W) | 17-119-50-0 | 11/22/81 | Wilbert Montgomery vs. Giants (L) 25-102-24-0 |
| 1/11/04 | <u>Donovan McNabb vs. Packers (W)</u> | 11-107-41-0 | 11/15/81 | Wilbert Montgomery vs. Colts (W) 22-115-13-2 |
| 12/7/03 | Correll Buckhalter vs. Cowboys (W) | 13-115-64t-1 | 11/8/81 | Wilbert Montgomery at Cardinals (W) 20-118-23-0 |
| 10/26/03 | Correll Buckhalter vs. Jets (W) | 15-100-21-2 | 10/25/81 | Wilbert Montgomery vs. Buccaneers (W) 22-119-12-1 |
| 12/8/02 | Duce Staley at Seahawks (W) | 21-100-21t-1 | 9/17/81 | Wilbert Montgomery at Bills (W) 27-125-15-0 |
| 11/17/02 | Duce Staley vs. Cardinals (W) | 31-135-13-0 | 9/13/81 | Wilbert Montgomery vs. Patriots (W) 18-137-41-0 |
| 10/28/02 | Duce Staley vs. Giants (W) | 24-126-23-0 | 1/11/81 | <u>Wilbert Montgomery vs. Cowboys (W)</u> 26-194-55-1 |
| | | | 9/14/80 | Wilbert Montgomery at Vikings (W) 20-169-72t-2 |

* - denotes rookie; Underline - denotes playoff game

ALL-TIME 100-YARD RUSHING GAMES



| Date | Player/Opponent/Result | Att-Yds-LG-TD | | |
|----------|--------------------------------------|---------------|----------|--|
| 12/2/79 | Wilbert Montgomery vs. Lions (W) | 22-108-20-1 | 11/14/48 | Steve Van Buren vs. Boston Yanks (W) 16-137-28-0 |
| 11/25/79 | Leroy Harris at Packers (W) | 9-137-80-0 | 11/7/48 | Steve Van Buren at Giants (W) 25-143-20-2 |
| 11/18/79 | Wilbert Montgomery vs. Cardinals (W) | 26-118-52-0 | 10/31/48 | Steve Van Buren at Steelers (W) 22-109-21-1 |
| 11/12/79 | Wilbert Montgomery at Cowboys (W) | 25-127-37t-1 | 11/2/47 | Steve Van Buren at Redskins (W) 17-138-37-2 |
| 11/4/79 | Wilbert Montgomery vs. Browns (L) | 30-197-62t-1 | 10/19/47 | Steve Van Buren at Steelers (L) 21-133-45-0 |
| 10/14/79 | Wilbert Montgomery at Cardinals (W) | 25-117-13-1 | 10/5/47 | Steve Van Buren vs. Giants (W) 16-105-28-0 |
| 10/7/79 | Wilbert Montgomery vs. Redskins (W) | 22-127-24-3 | 11/24/46 | Steve Van Buren vs. Redskins (L) 25-130-58-0 |
| 9/23/79 | Wilbert Montgomery at Giants (W) | 29-126-12-0 | 12/9/45 | Steve Van Buren vs. Boston Yanks (W) 22-100-29-3 |
| 12/17/78 | Wilbert Montgomery vs. Giants (W) | 25-130-47-2 | 12/2/45 | Steve Van Buren at Giants (L) 19-100-32-2 |
| 12/17/78 | Mike Hogan vs. Giants (W) | 22-100-18-0 | 11/18/45 | Steve Van Buren vs. Steelers (W) 19-107-24-2 |
| 12/3/78 | Wilbert Montgomery at Vikings (L) | 24-115-36-1 | 11/11/45 | Steve Van Buren vs. Giants (W) 19-129-28-2 |
| 10/15/78 | Wilbert Montgomery vs. Redskins (W) | 25-125-24-1 | 11/5/44 | Steve Van Buren* at Tigers (W) 12-129-70-2 |
| 10/1/78 | Wilbert Montgomery at Colts (W) | 25-144-14-1 | 11/28/43 | Jack Hinkle at Redskins (W) 26-117-14-1 |
| 9/24/78 | Wilbert Montgomery vs. Dolphins (W) | 25-111-12-0 | 11/21/43 | Jack Hinkle vs. Lions (W) 13-132-56-1 |
| 9/17/78 | Wilbert Montgomery at Saints (W) | 18-104-19-0 | 11/15/42 | Bosh Pritchard* at Dodgers (W) 14-104-26-0 |
| 12/18/77 | Wilbert Montgomery* vs. Jets (W) | 22-103-27-2 | 9/13/36 | Swede Hanson vs. Giants (W) 15-107-NA-0 |
| 10/9/77 | Herb Lusk at Giants (W) | 17-117-70-2 | 11/11/34 | Swede Hanson vs. Dodgers (L) 17-118-NA-0 |
| 12/12/76 | Tom Sullivan vs. Seahawks (W) | 23-121-26-2 | 11/6/34 | Swede Hanson vs. Reds (W) 18-190-NA-2 |
| 12/12/76 | Mike Hogan* vs. Seahawks (W) | 19-104-18-0 | 9/16/34 | Swede Hanson at Packers (L) 13-116-NA-1 |
| 9/27/76 | Mike Hogan* vs. Redskins (L) OT | 22-100-32-0 | | |
| 11/25/73 | Tom Sullivan vs. Giants (W) | 32-156-27-1 | | |
| 10/7/73 | Tom Sullivan at Bills (L) | 26-155-30-0 | | |
| 10/7/73 | Norm Bulaich at Bills (L) | 13-104-20-0 | | |
| 9/23/73 | Tom Sullivan at Giants (T) | 18-100-14-1 | | |
| 12/21/69 | Cyril Pinder at 49ers (L) | 25-128-29-1 | | |
| 12/7/69 | Tom Woodeshick vs. Redskins (L) | 20-102-21-0 | | |
| 11/16/69 | Tom Woodeshick vs. Rams (L) | 25-130-21-1 | | |
| 12/8/68 | Tom Woodeshick vs. Saints (W) | 18-122-30-1 | | |
| 9/22/68 | Tom Woodeshick vs. Giants (L) | 15-129-54-1 | | |
| 10/29/67 | Tom Woodeshick vs. Cowboys (W) | 20-101-26-1 | | |
| 10/8/67 | Tom Woodeshick at Falcons (W) | 20-129-41-1 | | |
| 12/18/66 | Tom Woodeshick at Redskins (W) | 27-105-21-2 | | |
| 12/4/66 | Jack Concannon vs. Steelers (W) | 15-129-29-1 | | |
| 10/23/66 | Timmy Brown at Giants (W) | 21-100-24-0 | | |
| 9/18/66 | Izzy Lang vs. Falcons (W) | 16-114-39-1 | | |
| 11/28/65 | Timmy Brown at Cardinals (W) | 18-180-43-1 | | |
| 11/7/65 | Timmy Brown at Browns (L) | 16-186-54-1 | | |
| 11/22/64 | Earl Gros vs. Cardinals (L) | 21-103-22-0 | | |
| 11/15/64 | Earl Gros at Cowboys (W) | 16-118-47-0 | | |
| 10/18/64 | Ollie Matson at Giants (W) | 19-100-54-2 | | |
| 10/11/64 | Timmy Brown at Redskins (L) | 14-101-36-2 | | |
| 10/4/64 | Timmy Brown vs. Steelers (W) | 16-116-33-0 | | |
| 10/4/64 | Earl Gros vs. Steelers (W) | 19-129-47-0 | | |
| 11/25/62 | Timmy Brown vs. Cowboys (W) | 17-107-22-2 | | |
| 10/23/60 | Clarence Peaks at Browns (W) | 13-102-57-0 | | |
| 11/1/59 | Bill Barnes vs. Redskins (W) | 13-163-61-1 | | |
| 10/25/59 | Bill Barnes at Cardinals (W) | 23-111-22-2 | | |
| 11/29/53 | Don Johnson* at Giants (L) | 13-121-63-1 | | |
| 11/15/53 | Don Johnson* vs. Colts (W) | 11-100-66-2 | | |
| 12/2/51 | Frank Ziegler at Redskins (W) | 20-136-28-0 | | |
| 11/19/50 | Frank Ziegler vs. Cardinals (L) | 18-113-52-0 | | |
| 11/12/50 | Steve Van Buren at Redskins (W) | 23-108-23-1 | | |
| 10/15/50 | Toy Ledbetter* at Colts (W) | 23-107-14-1 | | |
| 10/7/50 | Frank Ziegler vs. Rams (W) | 17-106-38-1 | | |
| 12/18/49 | <u>Steve Van Buren at Rams (W)</u> | 31-196-49-0 | | |
| 11/27/49 | Steve Van Buren vs. Steelers (W) | 27-205-41-0 | | |
| 11/20/49 | Steve Van Buren vs. NY Bulldogs (W) | 35-174-38-2 | | |
| 10/30/49 | Steve Van Buren at Steelers (W) | 17-103-31-2 | | |
| 10/23/49 | Bosh Pritchard vs. Redskins (W) | 11-128-77-1 | | |
| 10/3/49 | Steve Van Buren at Lions (W) | 33-135-12-2 | | |
| 11/21/48 | Steve Van Buren vs. Redskins (W) | 29-171-21-1 | | |

* - denotes rookie; Underline - denotes playoff game

MOST 100-YARD RUSHING GAMES, Career

1. Wilbert Montgomery 26
 2. LeSean McCoy 23
 3. Brian Westbrook 20
 4. Steve Van Buren 19
 5. Duce Staley 13
- *includes playoff games

MOST 200-YARD RUSHING GAMES, Career

- 1t. LeSean McCoy, Duce Staley and Steve Van Buren . . 1

MOST 100-YARD RUSHING GAMES, Season

1. Wilbert Montgomery (1981) 8
 2. LeSean McCoy (2013) 7
 - Wilbert Montgomery (1979) 7
 4. LeSean McCoy (2011) 6
 - Brian Westbrook (2007) 6
 - Brian Westbrook (2006) 6
 - Ricky Watters (1996) 6
 - Wilbert Montgomery (1978) 6
- *regular season only

ALL-TIME 100 YARD RECEIVING GAMES



| Date | Player/Opponent/Result | Yds (Rec, TD) | | | |
|----------|--------------------------------------|---------------|----------|--|-------------|
| 12/23/18 | Nelson Agholor vs. Texans (W) | 116 (5, 1) | 9/26/10 | DeSean Jackson at Jaguars (W) | 153 (5, 1) |
| 12/23/18 | Zach Ertz vs. Texans (W) | 110 (12, 2) | 9/19/10 | DeSean Jackson at Lions (W) | 135 (4, 1) |
| 12/16/18 | Alshon Jeffery at LA Rams (W) | 160 (8, 0) | 1/9/10 | <u>Jeremy Maclin* at Cowboys (L)</u> | 146 (7, 1) |
| 11/11/18 | Zach Ertz vs. Cowboys (L) | 145 (14, 2) | 12/27/09 | Brent Celek (TE) vs. Broncos (W) | 121 (4, 1) |
| 10/21/18 | Zach Ertz vs. Panthers (L) | 138 (9, 0) | 12/20/09 | DeSean Jackson vs. 49ers (W) | 140 (6, 1) |
| 10/7/18 | Zach Ertz vs. Vikings (L) | 110 (10, 1) | 12/13/09 | DeSean Jackson at Giants (W) | 178 (6, 1) |
| 9/30/18 | Zach Ertz at Titans (L) | 112 (10, 0) | 11/22/09 | DeSean Jackson at Bears (W) | 107 (8, 1) |
| 9/30/18 | Alshon Jeffery at Titans (L) | 105 (8, 1) | 11/15/09 | Jason Avant at Chargers (L) | 156 (8, 0) |
| 2/4/18 | <u>Corey Clement* vs. Patriots</u> | 100 (4, 1) | 10/11/09 | Jeremy Maclin* vs. Buccaneers (W) | 142 (6, 2) |
| 12/10/17 | Torrey Smith at LA Rams (W) | 100 (6, 0) | 9/27/09 | DeSean Jackson vs. Chiefs (W) | 149 (6, 1) |
| 12/3/17 | Nelson Agholor at Seahawks (L) | 141 (7, 1) | 9/27/09 | Brent Celek (TE) vs. Chiefs (W) | 104 (8, 1) |
| 11/26/17 | Zach Ertz (TE) vs. Bears (W) | 103 (10, 1) | 9/20/09 | Brent Celek (TE) vs. Saints (L) | 104 (8, 0) |
| 1/1/17 | Zach Ertz (TE) vs. Cowboys (W) | 139 (13, 2) | 9/20/09 | DeSean Jackson vs. Saints (L) | 101 (4, 1) |
| 12/11/16 | Zach Ertz (TE) vs. Redskins (L) | 112 (10, 0) | 1/18/09 | <u>Kevin Curtis at Cardinals (L)</u> | 122 (4, 0) |
| 9/25/16 | Darren Sproles (RB) vs. Steelers (W) | 128 (6, 1) | 12/15/08 | Jason Avant vs. Browns (W) | 101 (5, 0) |
| 9/11/16 | Jordan Matthews vs. Browns (W) | 114 (7, 1) | 11/2/08 | Brent Celek (TE) at Seahawks (W) | 131 (6, 0) |
| 1/3/16 | Zach Ertz (TE) at Giants (W) | 152 (9, 0) | 9/15/08 | DeSean Jackson* at Cowboys (L) | 110 (6, 0) |
| 12/26/15 | Zach Ertz (TE) vs. Redskins (L) | 122 (13, 0) | 9/7/08 | Hank Baskett vs. Rams (W) | 102 (2, 1) |
| 12/26/15 | Jordan Matthews vs. Redskins (L) | 104 (6, 1) | 9/7/08 | DeSean Jackson* vs. Rams (W) - first start | 106 (6, 0) |
| 12/20/15 | Jordan Matthews vs. Cardinals (L) | 159 (8, 1) | 9/7/08 | Greg Lewis vs. Rams (W) | 104 (5, 0) |
| 11/15/15 | Brent Celek (TE) vs. Dolphins (L) | 134 (4, 0) | 12/2/07 | Kevin Curtis vs. Seahawks (L) | 111 (6, 1) |
| 11/8/15 | Jordan Matthews at Cowboys (W) | 133 (9, 1) | 10/28/07 | Reggie Brown at Vikings (W) | 105 (8, 0) |
| 9/14/15 | Jordan Matthews at Falcons (L) | 102 (10, 0) | 10/14/07 | Kevin Curtis at Jets (W) | 121 (5, 1) |
| 12/28/14 | Jordan Matthews* at Giants (W) | 105 (8, 1) | 9/23/07 | Kevin Curtis vs. Lions (W) | 221 (11, 3) |
| 12/20/14 | Zach Ertz (TE) at Redskins (L) | 115 (15, 0) | 9/23/07 | Brian Westbrook (RB) vs. Lions (W) | 111 (5, 1) |
| 11/27/14 | Jeremy Maclin at Cowboys (W) | 108 (8, 0) | | Westbrook also 14-110-2TDs rushing | |
| 11/16/14 | Jordan Matthews* at Packers (L) | 107 (5, 1) | 1/13/07 | <u>Donté Stallworth at Saints (L)</u> | 100 (3, 1) |
| 11/10/14 | Jordan Matthews* vs. Panthers (W) | 138 (7, 2) | 12/31/06 | Hank Baskett* vs. Falcons (W) | 177 (7, 1) |
| 11/10/14 | Brent Celek (TE) vs. Panthers (W) | 116 (5, 0) | 12/4/06 | Donté Stallworth vs. Panthers (W) | 111 (4, 1) |
| 11/2/14 | Jeremy Maclin at Texans (W) | 158 (6, 2) | 11/12/06 | Donté Stallworth vs. Redskins (W) | 139 (6, 1) |
| 10/26/14 | Jeremy Maclin at Cardinals (L) | 187 (12, 2) | 10/22/06 | Brian Westbrook (RB) at Bucs (L) | 113 (7, 1) |
| 9/21/14 | Jeremy Maclin vs. Redskins (W) | 154 (8, 1) | | Westbrook also 13-101-0TDs rushing | |
| 9/15/14 | Darren Sproles (RB) at Colts (W) | 152 (7, 0) | 10/15/06 | Reggie Brown at Saints (W) | 121 (6, 1) |
| 12/15/13 | DeSean Jackson at Vikings (L) | 195 (10, 1) | 10/8/06 | Hank Baskett* vs. Cowboys (W) | 112 (3, 1) |
| 11/10/13 | Riley Cooper at Packers (W) | 102 (3, 2) | 9/24/06 | Reggie Brown at 49ers (W) | 106 (5, 0) |
| 11/3/13 | DeSean Jackson at Raiders (W) | 150 (5, 1) | 9/17/06 | L.J. Smith (TE) vs. Giants (L) OT | 111 (7, 0) |
| 11/3/13 | Riley Cooper at Raiders (W) | 139 (5, 3) | 9/10/06 | Donté Stallworth at Texans (W) | 141 (6, 1) |
| 10/13/13 | Riley Cooper at Buccaneers (W) | 120 (4, 1) | 10/30/05 | Terrell Owens at Broncos (L) | 154 (3, 1) |
| 10/6/13 | DeSean Jackson at Giants (W) | 132 (7, 1) | 10/2/05 | Terrell Owens at Chiefs (W) | 171 (11, 1) |
| 9/15/13 | DeSean Jackson vs. Chargers (L) | 193 (9, 1) | 9/25/05 | Brian Westbrook (RB) vs. Raiders (W) | 140 (6, 1) |
| 9/15/13 | LeSean McCoy (RB) vs. Chargers (L) | 114 (5, 0) | 9/18/05 | L.J. Smith (TE) vs. 49ers (W) | 119 (9, 1) |
| 9/9/13 | DeSean Jackson at Redskins (W) | 104 (7, 1) | 9/18/05 | Terrell Owens vs. 49ers (W) | 143 (5, 2) |
| 12/23/12 | Jeremy Maclin vs. Redskins (L) | 116 (8, 1) | 9/12/05 | Terrell Owens at Falcons (L) | 112 (7, 0) |
| 12/9/12 | Jason Avant at Buccaneers (W) | 133 (7, 0) | 2/6/05 | <u>Terrell Owens vs. Patriots (L)</u> | 122 (9, 0) |
| 12/9/12 | Jeremy Maclin at Buccaneers (W) | 104 (9, 1) | 12/5/04 | Terrell Owens vs. Packers (W) | 161 (8, 1) |
| 11/5/12 | DeSean Jackson at Saints (L) | 100 (3, 1) | 12/5/04 | Brian Westbrook (RB) vs. Packers (W) | 156 (11, 3) |
| 10/14/12 | Jeremy Maclin vs. Lions (L) | 130 (6, 1) | 11/21/04 | Todd Pinkston vs. Redskins (W) | 106 (5, 0) |
| 9/16/12 | Brent Celek (TE) vs. Ravens (W) | 157 (8, 0) | 11/15/04 | Terrell Owens at Cowboys (W) | 134 (6, 3) |
| 9/16/12 | DeSean Jackson vs. Ravens (W) | 114 (7, 0) | 10/31/04 | Terrell Owens vs. Ravens (W) | 101 (8, 1) |
| 1/1/12 | Jeremy Maclin vs. Redskins (W) | 105 (8, 0) | 10/24/04 | Terrell Owens at Browns (W) OT | 109 (4, 2) |
| 12/18/11 | Brent Celek (TE) vs. Jets (W) | 156 (5, 1) | 10/24/04 | Todd Pinkston at Browns (W) OT | 100 (6, 0) |
| 11/27/11 | Jason Avant vs. Patriots (L) | 110 (8, 1) | 10/17/04 | Terrell Owens vs. Panthers (W) | 123 (4, 0) |
| 10/16/11 | Jeremy Maclin at Redskins (W) | 101 (5, 0) | 10/3/04 | Terrell Owens at Bears (W) | 110 (8, 1) |
| 10/9/11 | Jason Avant at Bills (L) | 139 (9, 0) | 9/26/04 | Terrell Owens at Lions (W) | 107 (6, 1) |
| 10/2/11 | DeSean Jackson vs. 49ers (L) | 171 (6, 0) | 12/21/03 | Todd Pinkston vs. 49ers (L) OT | 121 (5, 1) |
| 9/18/11 | Jeremy Maclin at Falcons (L) | 171 (13, 2) | 9/22/02 | Antonio Freeman vs. Cowboys (W) | 118 (6, 1) |
| 9/11/11 | DeSean Jackson at Rams (W) | 102 (6, 1) | 9/16/02 | James Thrash at Redskins (W) | 107 (6, 1) |
| 12/12/10 | DeSean Jackson at Cowboys (W) | 210 (4, 1) | 12/30/01 | James Thrash vs. Giants (W) | 143 (7, 1) |
| 11/21/10 | Jeremy Maclin vs. Giants (W) | 120 (9, 0) | 12/22/01 | Duce Staley (RB) at 49ers (L) | 103 (9, 0) |
| 11/7/10 | DeSean Jackson vs. Colts (W) | 109 (7, 1) | 9/23/01 | James Thrash at Seahawks (W) | 165 (10, 2) |
| 10/17/10 | Jeremy Maclin vs. Falcons (W) | 159 (7, 2) | 12/10/00 | Chad Lewis (TE) at Browns (W) | 100 (5, 0) |
| 10/3/10 | LeSean McCoy (RB) vs. Redskins (L) | 110 (12, 0) | 10/1/00 | Torrance Small vs. Falcons (W) | 122 (4, 1) |
| | | | 10/31/99 | Torrance Small vs. Giants (L) OT | 119 (4, 1) |

* - denotes rookie; Underline - denotes playoff game

ALL-TIME 100-YARD RECEIVING GAMES



| Date | Player/Opponent/Result | Yds (Rec, TD) | | Yds (Rec, TD) | |
|----------|--|---------------|----------|--|-------------|
| 11/30/97 | Irving Fryar vs. Bengals (W) | 122 (7, 0) | 10/20/85 | Kenny Jackson vs. Cowboys (W) | 134 (6, 1) |
| 11/23/97 | Irving Fryar vs. Steelers (W) | 116 (7, 1) | 10/13/85 | Herman Hunter* (RB) vs. Cardinals (W) | 120 (6, 1) |
| 11/10/97 | Irving Fryar vs. 49ers (L) | 138 (9, 0) | 10/6/85 | John Spagnola (TE) at Saints (L) | 124 (12, 2) |
| 10/12/97 | Irving Fryar at Jaguars (L) | 124 (10, 3) | 12/16/84 | Mike Quick at Falcons (L) | 135 (7, 1) |
| 9/28/97 | Irving Fryar at Vikings (L) | 120 (9, 1) | 12/2/84 | John Spagnola (TE) vs. Cowboys (L) | 114 (11, 0) |
| 9/7/97 | Irving Fryar vs. Packers (W) | 125 (8, 0) | 11/25/84 | Mike Quick at Cardinals (L) | 107 (8, 1) |
| 8/31/97 | Michael Timpson at Giants (L) | 125 (9, 0) | 11/4/84 | Mike Quick at Lions (T) OT | 110 (5, 1) |
| 11/24/96 | Irving Fryar at Cardinals (L) | 131 (7, 0) | 10/28/84 | Mike Quick vs. Cardinals (L) | 170 (6, 1) |
| 11/17/96 | Chris T. Jones vs. Redskins (L) | 103 (7, 1) | 9/2/84 | Mike Quick at Giants (L) | 147 (8, 1) |
| 11/3/96 | Irving Fryar at Cowboys (W) | 120 (9, 1) | 12/18/83 | Harold Carmichael at Cardinals (L) | 102 (5, 0) |
| 10/27/96 | Irving Fryar vs. Panthers (W) | 143 (7, 0) | 11/27/83 | Melvin Hoover at Redskins (L) | 128 (4, 0) |
| 10/20/96 | Irving Fryar vs. Dolphins (W) | 116 (8, 4) | 11/27/83 | Mike Quick at Redskins (L) | 104 (5, 2) |
| 9/15/96 | Chris T. Jones vs. Lions (W) | 121 (9, 1) | 11/6/83 | Mike Quick vs. Cowboys (L) | 120 (7, 1) |
| 12/30/95 | <u>Fred Barnett vs. Lions (W)</u> | 109 (8, 1) | 10/2/83 | Mike Quick at Falcons (W) | 122 (4, 1) |
| 12/17/95 | Calvin Williams vs. Cardinals (W) | 105 (7, 1) | 9/25/83 | Mike Quick vs. Cardinals (L) | 133 (6, 0) |
| 11/12/95 | Fred Barnett vs. Broncos (W) | 105 (7, 0) | 9/18/83 | Mike Quick at Broncos (W) | 152 (6, 1) |
| 12/24/94 | Calvin Williams at Bengals (L) | 122 (6, 0) | 9/11/83 | Mike Quick vs. Redskins (L) | 106 (4, 1) |
| 11/6/94 | Fred Barnett vs. Cardinals (W) | 173 (11, 2) | 9/11/83 | Harold Carmichael vs. Redskins (L) | 108 (9, 0) |
| 10/24/94 | Fred Barnett vs. Oilers (W) | 187 (5, 1) | 11/28/82 | Harold Carmichael at Redskins (L) | 109 (6, 1) |
| 10/2/94 | Calvin Williams at 49ers (W) | 122 (9, 0) | 9/19/82 | Harold Carmichael at Browns (W) | 100 (6, 0) |
| 9/12/94 | Fred Barnett vs. Bears (W) | 102 (8, 0) | 11/8/81 | Harold Carmichael at Cardinals (W) | 103 (5, 2) |
| 1/3/94 | James Joseph (RB) at 49ers (W) OT | 109 (6, 0) | 11/1/81 | Harold Carmichael vs. Cowboys (L) | 151 (5, 1) |
| 12/19/93 | Calvin Williams at Colts (W) | 105 (6, 1) | 10/18/81 | Harold Carmichael at Vikings (L) | 109 (8, 1) |
| 12/12/93 | Herschel Walker (RB) vs. Bills (L) | 109 (11, 0) | 10/18/81 | Wilbert Montgomery (RB) at Vikings (L) | 143 (10, 1) |
| 11/28/93 | Herschel Walker (RB) at Redskins (W) | 103 (10, 0) | 12/14/80 | Charles Smith vs. Cardinals (W) | 134 (7, 0) |
| 9/19/93 | Calvin Williams vs. Redskins (W) | 181 (8, 3) | 11/9/80 | Charles Smith at Saints (W) | 137 (9, 0) |
| 1/3/93 | <u>Fred Barnett at Saints (W)</u> | 102 (4, 2) | 11/2/80 | Charles Smith at Seahawks (W) | 109 (5, 1) |
| 12/13/92 | Fred Barnett at Seahawks (W) OT | 161 (9, 0) | 9/28/80 | Harold Carmichael at Cardinals (L) | 108 (5, 0) |
| 9/20/92 | Fred Barnett vs. Broncos (W) | 102 (5, 1) | 9/7/80 | Harold Carmichael vs. Broncos (W) | 135 (3, 1) |
| 9/20/92 | Calvin Williams vs. Broncos (W) | 108 (5, 2) | 12/23/79 | <u>Harold Carmichael vs. Bears (W)</u> | 111 (6, 2) |
| 9/13/92 | Fred Barnett at Cardinals (W) | 193 (8, 2) | 9/10/79 | Harold Carmichael vs. Falcons (L) | 127 (9, 0) |
| 11/17/91 | Fred Barnett vs. Bengals (W) | 108 (6, 0) | 12/24/78 | <u>Charlie Smith at Falcons (L)</u> | 108 (7, 0) |
| 11/10/91 | Fred Barnett at Browns (W) | 146 (8, 1) | 12/3/78 | Harold Carmichael at Vikings (L) | 115 (4, 2) |
| 9/22/91 | Roy Green vs. Steelers (W) | 114 (6, 0) | 11/19/78 | Harold Carmichael at Giants (W) | 105 (5, 0) |
| 9/15/91 | Fred Barnett at Cowboys (W) | 111 (7, 1) | 10/29/78 | Harold Carmichael vs. Cardinals (L) | 126 (7, 1) |
| 9/1/91 | Keith Byars (RB) at Packers (W) | 111 (8, 1) | 10/22/78 | Keith Krepfle (TE) at Cowboys (L) | 100 (4, 1) |
| 1/5/91 | <u>Keith Jackson (TE) vs. Redskins (L)</u> | 116 (5, 0) | 10/30/77 | Harold Carmichael at Redskins (L) | 116 (4, 1) |
| 12/16/90 | Fred Barnett* vs. Packers (W) | 108 (5, 0) | 11/9/75 | Charles Smith vs. Cardinals (L) | 102 (7, 0) |
| 12/2/90 | Fred Barnett* at Bills (L) | 112 (2, 1) | 12/8/74 | Charle Young (TE) at Giants (W) | 103 (9, 1) |
| 11/25/90 | Keith Byars (RB) vs. Giants (W) | 128 (8, 0) | 11/17/74 | Charle Young (TE) vs. Cardinals (L) | 101 (7, 0) |
| 10/15/90 | Fred Barnett* vs. Vikings (W) | 114 (4, 1) | 12/16/73 | Harold Carmichael at Redskins (L) | 111 (4, 0) |
| 9/30/90 | Keith Byars (RB) vs. Colts (L) | 133 (12, 0) | 12/16/73 | Charle Young* (TE) at Redskins (L) | 104 (5, 1) |
| 12/18/89 | Keith Byars (RB) at Saints (L) | 109 (6, 0) | 12/9/73 | Harold Carmichael vs. Jets (W) | 146 (5, 1) |
| 10/2/89 | Cris Carter at Bears (L) | 113 (8, 0) | 12/2/73 | Charle Young* (TE) at 49ers (L) | 112 (6, 1) |
| 9/17/89 | Keith Byars (RB) at Redskins (W) | 130 (8, 0) | 11/18/73 | Charle Young* (TE) at Cowboys (L) | 113 (4, 1) |
| 9/17/89 | Keith Jackson (TE) at Redskins (W) | 126 (12, 3) | 11/11/73 | Harold Carmichael vs. Falcons (L) | 105 (6, 1) |
| 9/10/89 | Mike Quick vs. Seahawks (W) | 140 (6, 1) | 11/4/73 | Charle Young* (TE) vs. Patriots (W) | 108 (8, 2) |
| 12/31/88 | <u>Keith Byars (RB) at Bears (L)</u> | 103 (9, 0) | 10/14/73 | Harold Carmichael at Cardinals (W) | 187 (12, 2) |
| 12/31/88 | <u>Keith Jackson* (TE) at Bears (L)</u> | 142 (7, 0) | 9/30/73 | Norm Bulaich vs. Redskins (L) | 109 (6, 1) |
| 10/10/88 | Cris Carter vs. Giants (W) | 162 (5, 1) | 9/23/73 | Harold Carmichael at Giants (T) | 103 (5, 1) |
| 9/18/88 | Mike Quick at Redskins (L) | 105 (4, 1) | 12/17/72 | Harold Carmichael at Cardinals (L) | 100 (5, 1) |
| 12/20/87 | Mike Quick at Jets (W) | 148 (6, 2) | 11/26/72 | Harold Jackson at Giants (L) | 152 (5, 1) |
| 11/29/87 | Mike Quick at Patriots (W) OT | 121 (5, 2) | 10/2/72 | Harold Jackson vs. Giants (L) | 138 (9, 0) |
| 10/18/87 | Otis Grant at Packers (L) OT | 135 (7, 0) | 9/24/72 | Harold Jackson vs. Browns (L) | 131 (7, 1) |
| 10/11/87 | Kevin Bowman at Cowboys (L) | 123 (5, 1) | 9/17/72 | Harold Jackson at Cowboys (L) | 161 (9, 0) |
| 12/7/86 | Mike Quick vs. Cardinals (T) OT | 127 (5, 0) | 12/19/71 | Harold Jackson at Giants (W) | 145 (7, 1) |
| 11/30/86 | Mike Quick at Raiders (W) OT | 145 (8, 3) | 12/12/71 | Harold Jackson vs. Cardinals (W) | 109 (4, 1) |
| 9/21/86 | Kenny Jackson vs. Broncos (L) | 127 (5, 1) | 11/28/71 | Ben Hawkins vs. Redskins (L) | 126 (7, 0) |
| 12/1/85 | Mike Quick vs. Vikings (L) | 127 (8, 1) | 11/21/71 | Harold Jackson at Cardinals (W) | 117 (8, 1) |
| 11/10/85 | Mike Quick vs. Falcons (W) | 145 (3, 1) | 9/19/71 | Ben Hawkins at Bengals (L) | 118 (7, 2) |
| 11/3/85 | Mike Quick at 49ers (L) | 146 (6, 1) | 11/1/70 | Ben Hawkins at Cowboys (L) | 105 (2, 1) |
| 10/27/85 | Mike Quick vs. Bills (W) | 117 (8, 1) | 10/11/70 | Harold Jackson at Giants (L) | 194 (7, 2) |
| | | | 12/7/69 | Ben Hawkins vs. Redskins (L) | 112 (4, 0) |

* - denotes rookie; Underline - denotes playoff game

ALL-TIME 100-YARD RECEIVING GAMES



| Date | Player/Opponent/Result | Yds (Rec, TD) | | |
|----------|--------------------------------------|---------------|----------|---|
| 11/30/69 | Gary Ballman at Saints (L) | 119 (4, 1) | 10/29/61 | Pete Retzlaff at Redskins (W) 125 (7, 2) |
| 11/23/69 | Harold Jackson at Cardinals (W) | 127 (8, 0) | 10/1/61 | Tommy McDonald vs. Cardinals (L) 187 (11, 0) |
| 11/9/69 | Harold Jackson at Redskins (T) | 112 (8, 0) | 10/1/61 | Bobby Walston vs. Cardinals (L) 127 (2, 0) |
| 10/26/69 | Harold Jackson vs. Saints (W) | 105 (6, 0) | 12/18/60 | Tommy McDonald at Redskins (W) |
| 10/19/69 | Harold Jackson at Cowboys (L) | 107 (3, 1) | 12/18/60 | Timmy Brown (RB) at Redskins (W) 128 (5, 1) |
| 10/13/69 | Harold Jackson at Colts (L) | 138 (8, 1) | 12/18/60 | Pete Retzlaff at Redskins (W) 110 (5, 1) |
| 10/5/69 | Gary Ballman vs. Cowboys (L) | 108 (5, 0) | 12/11/60 | Timmy Brown (RB) at Steelers (L) 112 (3, 1) |
| 9/28/69 | Ben Hawkins vs. Steelers (W) | 145 (7, 4) | 12/4/60 | Pete Retzlaff at Cardinals (W) 123 (5, 1) |
| 11/10/68 | Fred Hill (TE) vs. Redskins (L) | 114 (9, 0) | 11/20/60 | Bobby Walston at Giants (W) 119 (6, 0) |
| 10/27/68 | Ben Hawkins at Steelers (L) | 108 (7, 0) | 11/6/60 | Tommy McDonald vs. Steelers (W) 141 (8, 3) |
| 10/6/68 | Ben Hawkins at Redskins (L) | 105 (6, 1) | 10/9/60 | Pete Retzlaff vs. Cardinals (W) 132 (7, 2) |
| 9/29/68 | Ben Hawkins vs. Cowboys (L) | 103 (6, 0) | 12/6/59 | Tommy McDonald at Redskins (W) 153 (9, 3) |
| 12/3/67 | Ben Hawkins at Redskins (T) | 151 (5, 2) | 11/15/59 | Pete Retzlaff vs. Cardinals (W) 137 (5, 1) |
| 10/22/67 | Ben Hawkins at Cardinals (L) | 197 (6, 1) | 10/25/59 | Tommy McDonald at Cardinals (W) |
| 10/15/67 | Ben Hawkins vs. 49ers (L) | 150 (6, 1) | 10/4/59 | Tommy McDonald vs. Giants (W) 133 (6, 3) |
| 10/1/67 | Ben Hawkins vs. Steelers (W) | 187 (8, 2) | 12/14/58 | Tommy McDonald at Redskins (L) 148 (4, 0) |
| 9/17/67 | Gary Ballman vs. Redskins (W) | 105 (4, 2) | 11/16/58 | Bill Barnes (RB) vs. Cardinals (W) 109 (7, 0) |
| 9/17/67 | Ben Hawkins vs. Redskins (W) | 100 (5, 0) | 10/26/58 | Pete Retzlaff at Packers (L) 121 (6, 0) |
| 9/25/66 | Pete Retzlaff (TE) vs. Giants (W) | 120 (5, 1) | 10/14/56 | Bobby Walston at Steelers (W) 108 (4, 1) |
| 12/5/65 | Ray Poage vs. Cowboys (L) | 142 (5, 1) | 9/30/56 | Bobby Walston at Rams (L) 115 (5, 0) |
| 12/5/65 | Pete Retzlaff (TE) vs. Cowboys (L) | 118 (6, 0) | 12/11/55 | Pete Pihos at Bears (L) 114 (11, 0) |
| 11/28/65 | Pete Retzlaff (TE) at Cardinals (W) | 148 (9, 3) | 12/4/55 | Pete Pihos vs. Cardinals (W) 127 (10, 1) |
| 11/14/65 | Pete Retzlaff (TE) vs. Redskins (W) | 204 (7, 0) | 11/27/55 | Pete Pihos vs. Rams (L) 103 (6, 1) |
| 11/7/65 | Pete Retzlaff (TE) at Browns (L) | 151 (7, 3) | 11/13/55 | Bill Stribling vs. Browns (W) 123 (6, 2) |
| 10/17/65 | Pete Retzlaff (TE) at Giants (L) | 133 (6, 1) | 11/6/55 | Pete Pihos at Redskins (L) 119 (8, 1) |
| 9/26/65 | Timmy Brown (RB) vs. Giants (L) | 106 (8, 0) | 12/12/54 | Pete Pihos vs. Giants (W) 119 (8, 1) |
| 9/19/65 | Timmy Brown (RB) vs. Cardinals (W) | 129 (7, 1) | 11/28/54 | Jerry Williams (RB) vs. Redskins (W) 163 (6, 1) |
| 12/13/64 | Pete Retzlaff (TE) at Cardinals (L) | 106 (6, 1) | 11/7/54 | Dom Moselle (RB) vs. Cardinals (W) 100 (7, 1) |
| 11/29/64 | Pete Retzlaff (TE) at Browns (L) | 100 (5, 1) | 10/23/54 | Pete Pihos at Steelers (L) 111 (7, 1) |
| 11/8/64 | Pete Retzlaff (TE) at Rams (L) | 105 (6, 0) | 10/17/54 | Pete Pihos at Redskins (W) 132 (9, 3) |
| 10/25/64 | Bill Mack at Steelers (W) | 104 (3, 1) | 10/3/54 | Jerry Williams (RB) at Cardinals (W) 166 (5, 1) |
| 10/4/64 | Timmy Brown (RB) vs. Steelers (W) | 110 (2, 2) | 10/3/54 | Bobby Walston at Cardinals (W) 110 (5, 3) |
| | Brown also 16-116-0TDs rushing | | 11/21/53 | Pete Pihos vs. Cardinals (W) 113 (7, 0) |
| 9/20/64 | Pete Retzlaff (TE) vs. 49ers (L) | 121 (8, 1) | 11/15/53 | Pete Pihos vs. Colts (W) 118 (7, 1) |
| 9/13/64 | Pete Retzlaff (TE) vs. Giants (W) | 139 (6, 1) | 11/15/53 | Bobby Walston vs. Colts (W) 110 (7, 0) |
| 10/13/63 | Tommy McDonald at Redskins (W) | 139 (8, 2) | 11/8/53 | Bobby Walston vs. Giants (W) 176 (8, 2) |
| 10/6/63 | Pete Retzlaff (TE) vs. Cowboys (W) | 107 (4, 0) | 11/8/53 | Pete Pihos vs. Giants (W) 145 (7, 2) |
| 9/15/63 | Tommy McDonald vs. Steelers (T) | 179 (7, 2) | 10/25/53 | Pete Pihos at Cardinals (W) 156 (8, 1) |
| 12/16/62 | Tommy McDonald at Cardinals (L) | 162 (4, 3) | 10/10/53 | Bobby Walston at Browns (L) 110 (4, 0) |
| 12/16/62 | Timmy Brown (RB) at Cardinals (L) | 199 (5, 2) | 12/7/52 | Bud Grant vs. Dallas Texans (W) 203 (11, 2) |
| 12/9/62 | Pete Retzlaff (TE) vs. Steelers (L) | 122 (7, 2) | 11/30/52 | Bud Grant at Cardinals (L) 186 (8, 1) |
| 12/2/62 | Pete Retzlaff (TE) at Redskins (W) | 135 (8, 1) | 11/23/52 | Bobby Walston at Browns (W) 121 (4, 1) |
| 11/25/62 | Tommy McDonald vs. Cowboys (W) | 108 (3, 1) | 10/12/52 | Bud Grant vs. Steelers (W) 111 (5, 1) |
| 11/25/62 | Pete Retzlaff (TE) vs. Cowboys (W) | 113 (4, 0) | 9/28/52 | Bud Grant at Steelers (W) 135 (4, 1) |
| 10/28/62 | Timmy Brown (RB) at Vikings (L) | 174 (5, 1) | 10/21/51 | Bobby Walston* at Giants (L) 118 (6, 2) |
| 10/21/62 | Howard Cassady vs. Redskins (L) | 133 (8, 2) | 10/22/50 | Jack Ferrante at Steelers (W) 118 (5, 0) |
| 10/14/62 | Tommy McDonald at Cowboys (L) | 131 (7, 0) | 10/15/50 | Jack Ferrante at Colts (W) 103 (6, 0) |
| 9/30/62 | Tommy McDonald vs. Browns (W) | 140 (6, 1) | 10/7/50 | Jack Ferrante vs. Rams (W) 101 (4, 2) |
| 9/23/62 | Timmy Brown (RB) vs. Giants (L) | 160 (9, 1) | 11/13/49 | Clyde Scott* (RB) at Redskins (W) 127 (4, 1) |
| 9/16/62 | Pete Retzlaff (TE) vs. Cardinals (L) | 126 (4, 0) | 12/12/48 | Jack Ferrante vs. Lions (W) 184 (7, 3) |
| 12/17/61 | Pete Retzlaff at Lions (W) | 105 (9, 1) | 11/28/48 | Pete Pihos vs. Steelers (W) 112 (7, 1) |
| 12/10/61 | Tommy McDonald vs. Giants (L) | 237 (7, 2) | 11/7/48 | Pete Pihos at Giants (W) 128 (5, 2) |
| 11/26/61 | Tommy McDonald vs. Cowboys (W) | 131 (5, 3) | 12/14/47 | Pete Pihos* vs. Packers (W) 108 (4, 1) |
| 11/5/61 | Tommy McDonald vs. Bears (W) | 109 (6, 1) | 11/11/45 | Jack Ferrante vs. Giants (W) 135 (5, 2) |
| 10/29/61 | Tommy McDonald at Redskins (W) | 141 (7, 1) | 10/28/45 | Jack Ferrante vs. Browns (W) 101 (5, 1) |

* - denotes rookie; Underline - denotes playoff game

ALL-TIME 100-YARD RECEIVING GAMES



| Date | Player/Opponent/Result | Yds (Rec, TD) |
|----------|--------------------------------------|---------------|
| 12/5/43 | Tony Bova vs. Packers (L) | 106 (3, 2) |
| 11/1/42 | Fred Meyer* at Redskins (L) | 119 (4, 0) |
| 12/1/40 | Don Looney* at Redskins (L) | 180 (14, 0) |
| 10/26/40 | Lester McDonald vs. Brook. Dodg. (L) | 102 (6, 0) |
| 9/22/40 | Don Looney* at Rams (L) | 129 (8, 2) |
| 9/15/40 | Don Looney* at Packers (L) | 115 (8, 1) |
| 11/19/39 | Herschel Ramsey at Bears (L) | 131 (8, 1) |
| 9/11/38 | Joe Carter vs. Redskins (L) | 116 (6, 2) |
| 11/14/37 | Joe Carter at Packers (L) | 139 (6, 1) |

* - denotes rookie; Underline - denotes playoff game

MOST 100-YARD RECEIVING GAMES, Career

| | | |
|-----|-----------------------|-----------|
| 1. | Pete Retzlaff | 23 |
| 2t. | Harold Carmichael | 21 |
| | Mike Quick | 21 |
| 4. | DeSean Jackson | 20 |
| 5. | Tommy McDonald | 17 |
| 6. | Fred Barnett | 15 |
| 7t. | Jeremy Maclin | 14 |
| | Pete Pihos | 14 |
| 9t. | Ben Hawkins | 13 |
| | Harold Jackson | 13 |

*includes playoff games

MOST 150-YARD RECEIVING GAMES, Career

| | | |
|-----|-----------------------|----------|
| 1. | DeSean Jackson | 7 |
| 2t. | Jeremy Maclin | 5 |
| | Tommy McDonald | 5 |
| 4t. | Ben Hawkins | 4 |
| | Fred Barnett | 4 |

MOST 200-YARD RECEIVING GAMES, Career

| | | |
|-----|-----------------------|----------|
| 1t. | DeSean Jackson | 1 |
| | Kevin Curtis | 1 |
| | Pete Retzlaff | 1 |
| | Tommy McDonald | 1 |
| | Bud Grant | 1 |

MOST 100-YARD RECEIVING GAMES, Season

| | | |
|-----|--|----------|
| 1. | Terrell Owens (2004) | 7 |
| 2t. | Irving Fryar (1997) | 6 |
| | Mike Quick (1983) | 6 |
| 4t. | (10 times) last by Zach Ertz (2018) | 5 |

*regular season only

CONSECUTIVE 100-YD RECEIVING GAMES

| | PLAYER (YEAR) | GAMES |
|-----|--|-------|
| 1t. | Terrell Owens (2004) | 5 |
| | Harold Jackson (last 2 in 1971, first 3 in 1972) | 5 |
| 3. | Mike Quick (1983) | 4 |
| 4. | (seven times) last by Irving Fryar (1996) | 3 |

ALL-TIME MULTI-SACK GAMES



| Date | Player/Opponent/Result | Sacks | Opponent | Result |
|----------|---|------------|------------|--------|
| 12/30/18 | Fletcher Cox at Redskins (W) | 3.0 | Redskins | W |
| 12/23/18 | Chris Long vs. Texans (W) | 2.0 | Texans | W |
| 12/9/18 | Michael Bennett at Cowboys (L) | 1.5 | Cowboys | L |
| 12/9/18 | Fletcher Cox at Cowboys (L) | 1.5 | Cowboys | L |
| 11/11/18 | Michael Bennett vs. Cowboys (L) | 2.0 | Cowboys | L |
| 11/11/18 | Brandon Graham vs. Cowboys (L) | 1.5 | Cowboys | L |
| 10/28/18 | Chris Long at Jaguars (W) | 2.0 | Jaguars | W |
| 10/28/18 | Jordan Hicks at Jaguars (W) | 1.5 | Jaguars | W |
| 9/23/18 | Derek Barnett vs. Colts (W) | 1.5 | Colts | W |
| 9/6/18 | Fletcher Cox vs. Falcons (W) | 1.5 | Falcons | W |
| 9/6/18 | Jordan Hicks vs. Falcons (W) | 1.5 | Falcons | W |
| 12/3/17 | Brandon Graham at Seahawks (L) | 1.5 | Seahawks | L |
| 11/19/17 | Derek Barnett* at Cowboys (W) | 2.0 | Cowboys | W |
| 10/23/17 | Derek Barnett* vs. Redskins (W) | 2.0 | Redskins | W |
| 9/10/17 | Brandon Graham at Redskins (W) | 2.0 | Redskins | W |
| 12/11/16 | Fletcher Cox vs. Redskins (L) | 1.5 | Redskins | L |
| 9/25/16 | Fletcher Cox vs. Steelers (W) | 2.0 | Steelers | W |
| 12/26/15 | Fletcher Cox vs. Redskins (L) | 2.0 | Redskins | L |
| 12/6/15 | Brandon Graham at Patriots (W) | 2.0 | Patriots | W |
| 12/6/15 | Connor Barwin at Patriots (W) | 2.0 | Patriots | W |
| 11/26/15 | Vinny Curry at Lions (L) | 2.0 | Lions | L |
| 11/8/15 | Brandon Graham at Cowboys (W) | 2.0 | Cowboys | W |
| 10/11/15 | Fletcher Cox vs. Saints (W) | 3.0 | Saints | W |
| 11/23/14 | Connor Barwin vs. Titans (W) | 2.0 | Titans | W |
| 11/23/14 | Trent Cole vs. Titans (W) | 2.0 | Titans | W |
| 11/10/14 | Brandon Graham vs. Panthers (W) | 1.5 | Panthers | W |
| 11/10/14 | Connor Barwin vs. Panthers (W) | 3.5 | Panthers | W |
| 10/12/14 | Vinny Curry vs. Giants (W) | 2.0 | Giants | W |
| 10/12/14 | Connor Barwin vs. Giants (W) | 3.0 | Giants | W |
| 10/5/14 | Connor Barwin vs. Rams (W) | 2.0 | Rams | W |
| 12/22/13 | Trent Cole vs. Bears (W) | 3.0 | Bears | W |
| 12/22/13 | Mychal Kendricks vs. Bears (W) | 2.0 | Bears | W |
| 12/1/13 | Brandon Graham vs. Cardinals (W) | 2.0 | Cardinals | W |
| 12/1/13 | Trent Cole vs. Cardinals (W) | 2.0 | Cardinals | W |
| 11/17/13 | Trent Cole vs. Redskins (W) | 2.0 | Redskins | W |
| 12/13/12 | Brandon Graham vs. Bengals (L) | 2.5 | Bengals | L |
| 12/13/12 | Fletcher Cox* vs. Bengals (L) | 1.5 | Bengals | L |
| 12/2/12 | Brandon Graham at Cowboys (L) | 1.5 | Cowboys | L |
| 9/23/12 | Jason Babin at Cardinals (L) | 1.5 | Cardinals | L |
| 12/18/11 | Jason Babin vs. Jets (W) | 3.0 | Jets | W |
| 12/11/11 | Jason Babin at Dolphins (W) | 3.0 | Dolphins | W |
| 12/11/11 | Trent Cole at Dolphins (W) | 3.0 | Dolphins | W |
| 12/1/11 | Jason Babin at Seahawks (L) | 2.0 | Seahawks | L |
| 10/30/11 | Jason Babin vs. Cowboys (W) | 2.0 | Cowboys | W |
| 10/2/11 | Jason Babin vs. 49ers (L) | 3.0 | 49ers | L |
| 9/18/11 | Cullen Jenkins at Falcons (L) | 2.0 | Falcons | L |
| 9/11/11 | Jason Babin at Rams (W) | 2.0 | Rams | W |
| 11/28/10 | Trent Cole at Bears (L) | 2.0 | Bears | L |
| 10/17/10 | Trent Cole vs. Falcons (W) | 2.0 | Falcons | W |
| 9/26/10 | Trent Cole at Jaguars (W) | 2.0 | Jaguars | W |
| 9/26/10 | Trevor Laws at Jaguars (W) | 2.0 | Jaguars | W |
| 9/12/10 | Juqua Parker vs. Packers (L) | 2.0 | Packers | L |
| 12/20/09 | Trent Cole vs. 49ers (W) | 2.0 | 49ers | W |
| 12/13/09 | Darren Howard at Giants (W) | 2.0 | Giants | W |
| 10/26/09 | Trent Cole at Redskins (W) | 2.0 | Redskins | W |
| 9/13/09 | Darren Howard at Panthers (W) | 2.0 | Panthers | W |
| 12/28/08 | Chris Clemons vs. Cowboys (W) | 2.0 | Cowboys | W |
| 11/16/08 | Trent Cole at Bengals (T) | 2.0 | Bengals | T |
| 11/16/08 | Darren Howard at Bengals (T) | 2.0 | Bengals | T |
| 11/2/08 | Darren Howard at Seahawks (W) | 1.5 | Seahawks | W |
| 9/21/08 | Juqua Parker vs. Steelers (W) | 2.5 | Steelers | W |
| 9/21/08 | Darren Howard vs. Steelers (W) | 2.0 | Steelers | W |
| 9/21/08 | Omar Gaither vs. Steelers (W) | 1.5 | Steelers | W |
| 12/9/07 | Trent Cole vs. Giants (L) | 2.0 | Giants | L |
| 10/28/07 | Trent Cole at Vikings (W) | 2.0 | Vikings | W |
| 9/23/07 | Trent Cole vs. Lions (W) | 3.5 | Lions | W |
| 9/23/07 | Brodrick Bunkley vs. Lions (W) | 2.0 | Lions | W |
| 9/23/07 | Juqua Parker vs. Lions (W) | 2.0 | Lions | W |
| 9/9/07 | Trent Cole at Packers (L) | 1.5 | Packers | L |
| 1/13/07 | <u>Darwin Walker at Saints (L)</u> | 2.0 | Saints | L |
| 12/31/06 | Matt McCoy vs. Falcons (W) | 2.0 | Falcons | W |
| 12/31/06 | Juqua Parker vs. Falcons (W) | 2.0 | Falcons | W |
| 11/19/06 | Trent Cole vs. Titans (L) | 1.5 | Titans | L |
| 10/8/06 | Darwin Walker vs. Cowboys (W) | 3.0 | Cowboys | W |
| 10/8/06 | Darren Howard vs. Cowboys (W) | 2.0 | Cowboys | W |
| 9/17/06 | Jevon Kearse vs. Giants (L) | 2.5 | Giants | L |
| 9/17/06 | Trent Cole vs. Giants (L) | 2.0 | Giants | L |
| 9/17/06 | Mike Patterson vs. Giants (L) | 1.5 | Giants | L |
| 9/10/06 | Trent Cole at Texans (W) | 2.0 | Texans | W |
| 11/20/05 | Jevon Kearse at Giants (L) | 2.5 | Giants | L |
| 11/20/05 | Trent Cole* at Giants (L) | 2.0 | Giants | L |
| 11/14/05 | Trent Cole* vs. Cowboys (L) | 2.0 | Cowboys | L |
| 9/12/05 | Brian Dawkins at Falcons (L) | 1.5 | Falcons | L |
| 9/12/05 | Darwin Walker at Falcons (L) | 1.5 | Falcons | L |
| 1/23/05 | <u>Derrick Burgess vs. Falcons (W)</u> | 2.0 | Falcons | W |
| 12/5/04 | Corey Simon vs. Packers (W) | 2.0 | Packers | W |
| 12/5/04 | Darwin Walker vs. Packers (W) | 2.0 | Packers | W |
| 11/28/04 | Corey Simon at Giants (W) | 2.0 | Giants | W |
| 11/7/04 | Sam Rayburn at Steelers (L) | 2.0 | Steelers | L |
| 10/31/04 | Jevon Kearse vs. Ravens (W) | 2.0 | Ravens | W |
| 9/26/04 | Jevon Kearse at Lions (W) | 3.0 | Lions | W |
| 11/16/03 | Darwin Walker vs. Giants (W) | 1.5 | Giants | W |
| 12/21/02 | N.D. Kalu at Cowboys (W) | 2.0 | Cowboys | W |
| 12/8/02 | Brandon Whiting at Seahawks (W) | 2.0 | Seahawks | W |
| 12/1/02 | N.D. Kalu vs. Rams (W) | 3.0 | Rams | W |
| 12/1/02 | Hugh Douglas vs. Rams (W) | 2.0 | Rams | W |
| 11/3/02 | Hugh Douglas at Bears (W) | 2.0 | Bears | W |
| 10/20/02 | Carlos Emmons vs. Buccaneers (W) | 2.0 | Buccaneers | W |
| 12/9/01 | Derrick Burgess at Chargers (W) | 2.0 | Chargers | W |
| 11/29/01 | Corey Simon at Chiefs (W) | 2.0 | Chiefs | W |
| 11/25/01 | Corey Simon vs. Redskins (L) | 2.0 | Redskins | L |
| 11/18/01 | Troy Vincent at Cowboys (W) | 1.5 | Cowboys | W |
| 11/11/01 | Hugh Douglas vs. Vikings (W) | 2.5 | Vikings | W |
| 11/4/01 | Hugh Douglas vs. Cardinals (W) | 2.0 | Cardinals | W |
| 9/23/01 | Brandon Whiting at Seahawks (W) | 2.0 | Seahawks | W |
| 12/31/00 | <u>Hugh Douglas vs. Buccaneers (W)</u> | 2.0 | Buccaneers | W |
| 11/19/00 | Brian Dawkins vs. Cardinals (W) | 2.0 | Cardinals | W |
| 11/19/00 | Jeremiah Trotter vs. Cardinals (W) | 2.0 | Cardinals | W |
| 11/19/00 | Corey Simon* vs. Cardinals (W) | 1.5 | Cardinals | W |
| 11/5/00 | Brandon Whiting vs. Cowboys (W) | 1.5 | Cowboys | W |
| 10/22/00 | Hugh Douglas vs. Bears (W) | 1.5 | Bears | W |
| 10/8/00 | Hugh Douglas vs. Redskins (L) | 2.0 | Redskins | L |
| 9/24/00 | Corey Simon* at Saints (W) | 2.0 | Saints | W |
| 9/17/00 | Hugh Douglas at Packers (L) | 2.5 | Packers | L |
| 9/3/00 | Hugh Douglas at Cowboys (W) | 2.0 | Cowboys | W |
| 1/2/00 | Tyrone Williams vs. Rams (W) | 2.0 | Rams | W |
| 12/19/99 | Mike Mamula vs. Patriots (W) | 3.0 | Patriots | W |
| 10/31/99 | Greg Jefferson vs. Giants (L) | 1.5 | Giants | L |
| 11/22/98 | Bill Johnson at Giants (L) | 1.5 | Giants | L |
| 11/15/98 | Hugh Douglas at Redskins (L) | 1.5 | Redskins | L |
| 11/8/98 | Hugh Douglas vs. Lions (W) | 2.5 | Lions | W |
| 10/18/98 | Hugh Douglas at Chargers (L) | 4.5 | Chargers | L |
| 10/11/98 | Hollis Thomas vs. Redskins (W) | 2.0 | Redskins | W |
| 10/11/98 | Hugh Douglas vs. Redskins (W) | 1.5 | Redskins | W |
| 10/11/98 | Al Wallace vs. Redskins (W) | 1.5 | Redskins | W |

* - denotes rookie; Underline - denotes playoff game

ALL-TIME MULTI-SACK GAMES



| Date | Player/Opponent/Result | Sacks | Opponent | Result | Sacks |
|----------|---|-------|----------|---|-------|
| 12/14/97 | Greg Jefferson at Falcons (L) | 2.0 | 9/15/91 | Mike Golic at Cowboys (W) | 2.0 |
| 11/2/97 | Hollis Thomas at Cardinals (L) | 1.5 | 9/1/91 | Reggie White at Packers (W) | 3.0 |
| 10/26/97 | Rhett Hall vs. Cowboys (W) | 3.5 | 12/29/90 | Seth Joyner at Phoenix Cardinals (W) | 2.0 |
| 10/26/97 | William Thomas vs. Cowboys (W) | 2.0 | 12/16/90 | Clyde Simmons vs. Packers (W) | 1.5 |
| 9/15/97 | Bobby Taylor at Cowboys (L) | 2.0 | 12/16/90 | Reggie White vs. Packers (W) | 1.5 |
| 12/22/96 | William Fuller vs. Cardinals (W) | 3.0 | 11/18/90 | Clyde Simmons at Falcons (W) | 2.0 |
| 12/1/96 | William Fuller vs. Giants (W) | 2.0 | 11/12/90 | Reggie White vs. Redskins (W) | 2.0 |
| 11/24/96 | William Thomas at Cardinals (L) | 2.0 | 11/4/90 | Seth Joyner vs. Patriots (W) | 2.0 |
| 10/13/96 | Mike Mamula at Giants (W) | 2.5 | 10/15/90 | Jessie Small vs. Vikings (W) | 2.0 |
| 10/13/96 | William Fuller at Giants (W) | 2.0 | 9/30/90 | Reggie White vs. Colts (L) | 3.0 |
| 10/13/96 | Rhett Hall at Giants (W) | 1.5 | 9/16/90 | Mike Pitts vs. Phoenix Cardinals (L) | 2.0 |
| 10/13/96 | William Thomas at Giants (W) | 1.5 | 9/16/90 | Reggie White vs. Phoenix Cardinals (L) | 2.0 |
| 9/22/96 | William Fuller at Falcons (W) | 2.0 | 12/18/89 | Jerome Brown at Saints (L) | 2.0 |
| 9/1/96 | Mike Mamula at Redskins (W) | 2.0 | 10/29/89 | Clyde Simmons at Broncos (W) | 3.5 |
| 12/17/95 | William Fuller vs. Cardinals (L) | 2.0 | 10/29/89 | Reggie White at Broncos (W) | 1.5 |
| 12/10/95 | William Fuller vs. Cowboys (W) | 1.5 | 10/22/89 | Seth Joyner vs. Los Angeles Raiders (W) | 2.0 |
| 12/3/95 | William Fuller at Seahawks (L) | 2.0 | 10/15/89 | Jerome Brown at Phoenix Cardinals (W) | 2.5 |
| 12/3/95 | Kevin Johnson at Seahawks (L) | 2.0 | 10/8/89 | Reggie White vs. Giants (W) | 2.0 |
| 11/19/95 | Mike Mamula vs. Giants (W) | 3.0 | 9/24/89 | Reggie White vs. 49ers (L) | 2.5 |
| 11/19/95 | Andy Harmon vs. Giants (W) | 2.0 | 9/24/89 | Mike Pitts vs. 49ers (L) | 2.0 |
| 10/29/95 | William Fuller vs. Rams (W) | 2.0 | 9/24/89 | Clyde Simmons vs. 49ers (L) | 2.0 |
| 10/29/95 | Andy Harmon vs. Rams (W) | 2.0 | 9/17/89 | Jerome Brown at Redskins (W) | 2.0 |
| 10/15/95 | Andy Harmon at Giants (W) | 2.0 | 9/10/89 | Clyde Simmons vs. Seahawks (W) | 2.0 |
| 10/15/95 | Kevin Johnson at Giants (W) | 2.0 | 12/18/88 | Reggie White at Cowboys (W) | 2.0 |
| 10/8/95 | Andy Harmon vs. Redskins (W) | 3.0 | 12/10/88 | Reggie White at Phoenix Cardinals (W) | 2.0 |
| 10/1/95 | Mike Mamula at Saints (W) | 2.0 | 11/27/88 | Clyde Simmons vs. Phoenix Cardinals (W) | 2.5 |
| 12/18/94 | Mike Flores vs. Giants (L) | 2.0 | 11/6/88 | Reggie White vs. Los Angeles Rams (W) | 2.0 |
| 12/4/94 | William Fuller at Cowboys (L) | 1.5 | 10/30/88 | Reggie White vs. Falcons (L) | 2.0 |
| 11/6/94 | Andy Harmon vs. Cardinals (W) | 2.0 | 10/10/88 | Reggie White vs. Giants (W) | 2.5 |
| 10/24/94 | William Thomas vs. Oilers (W) | 2.0 | 10/2/88 | Clyde Simmons vs. Oilers (W) | 2.0 |
| 9/18/94 | Bill Romanowski vs. Packers (W) | 1.5 | 9/25/88 | Reggie White at Vikings (L) | 4.0 |
| 9/12/94 | William Fuller vs. Bears (W) | 2.0 | 12/27/87 | Reggie White vs. Bills (W) | 2.0 |
| 1/3/94 | Andy Harmon vs. 49ers (W) | 3.0 | 12/20/87 | Reggie White at Jets (W) | 2.0 |
| 12/26/93 | Clyde Simmons vs. Saints (W) | 2.0 | 12/6/87 | Reggie White at Giants (L) | 2.0 |
| 12/6/93 | Andy Harmon at Cowboys (L) | 2.5 | 11/29/87 | Mike Pitts at Patriots (W) | 2.0 |
| 11/28/93 | Mike Flores at Redskins (W) | 2.0 | 11/29/87 | Reggie White at Patriots (W) | 2.0 |
| 10/31/93 | Andy Harmon vs. Cowboys (L) | 2.0 | 11/22/87 | Reggie White vs. St. Louis Rams (L) | 2.0 |
| 9/19/93 | Clyde Simmons vs. Redskins (W) | 2.0 | 11/15/87 | Reggie White vs. Giants (L) | 3.0 |
| 12/27/92 | Clyde Simmons vs. Giants (W) | 1.5 | 11/1/87 | Jerome Brown at St. Louis Rams (W) | 2.0 |
| 12/13/92 | Clyde Simmons at Seahawks (W) | 2.0 | 11/1/87 | Reggie White at St. Louis Rams (W) | 2.0 |
| 12/13/92 | Reggie White at Seahawks (W) | 2.0 | 10/25/87 | Reggie White vs. Cowboys (W) | 2.5 |
| 12/6/92 | Andy Harmon vs. Vikings (W) | 2.5 | 10/18/87 | Fred Smalls at Packers (L) | 2.5 |
| 11/29/92 | Mike Pitts at 49ers (L) | 2.0 | 10/18/87 | Ray Phillips at Packers (L) | 1.5 |
| 11/22/92 | Reggie White at Giants (W) | 3.5 | 9/20/87 | Clyde Simmons vs. Saints (W) | 1.5 |
| 11/22/92 | Clyde Simmons at Giants (W) | 3.0 | 9/20/87 | Reggie White vs. Saints (W) | 1.5 |
| 11/8/92 | Clyde Simmons vs. Los Angeles Raiders (W) | 1.5 | 12/14/86 | Reggie White at Cowboys (W) | 3.0 |
| 11/8/92 | Reggie White vs. Los Angeles Raiders (W) | 1.5 | 12/7/86 | Reggie White vs. St. Louis Rams (T) | 2.0 |
| 10/11/92 | Clyde Simmons at Chiefs (L) | 2.0 | 11/30/86 | Reggie White at Los Angeles Raiders (W) | 4.0 |
| 10/5/92 | Reggie White vs. Cowboys (W) | 2.0 | 11/23/86 | Ken Clarke at Seahawks (L) | 2.0 |
| 9/20/92 | Clyde Simmons vs. Broncos (W) | 1.5 | 11/9/86 | Greg Brown vs. Giants (L) | 2.0 |
| 9/13/92 | Clyde Simmons at Phoenix Cardinals (W) | 3.0 | 11/2/86 | Reggie White at St. Louis Rams (L) | 4.0 |
| 12/22/91 | Reggie White vs. Redskins (W) | 2.0 | 10/5/86 | Garry Cobb at Falcons (W) | 4.0 |
| 12/8/91 | Clyde Simmons at Giants (W) | 2.0 | 9/7/86 | Ken Clarke at Redskins (L) | 2.0 |
| 12/2/91 | Seth Joyner at Oilers (W) | 2.0 | 12/22/85 | Garry Cobb at Vikings (W) | 2.0 |
| 11/17/91 | Clyde Simmons vs. Bengals (W) | 2.0 | 12/22/85 | Reggie White at Vikings (W) | 2.0 |
| 11/17/91 | Reggie White vs. Bengals (W) | 2.0 | 12/22/85 | Reggie Wilkes at Vikings (W) | 2.0 |
| 11/4/91 | Clyde Simmons vs. Giants (W) | 1.5 | 12/8/85 | Ray Ellis vs. Redskins (L) | 2.0 |
| 11/4/91 | Reggie White vs. Giants (W) | 1.5 | 11/17/85 | Reggie White at St. Louis Rams (W) | 3.0 |
| 10/6/91 | Wes Hopkins at Buccaneers (L) | 2.0 | 11/10/85 | Ken Clarke vs. Falcons (W) | 2.0 |
| 9/22/91 | Clyde Simmons vs. Steelers (W) | 2.0 | 11/10/85 | Reggie White vs. Falcons (W) | 2.0 |
| 9/15/91 | Clyde Simmons at Cowboys (W) | 4.5 | 10/13/85 | Greg Brown vs. St. Louis Rams (W) | 3.0 |
| 9/15/91 | Jerome Brown at Cowboys (W) | 2.5 | 10/6/85 | Greg Brown at Saints (L) | 1.5 |
| | | | 10/6/85 | Ken Clarke at Saints (L) | 1.5 |

* - denotes rookie; Underline - denotes playoff game

ALL-TIME MULTI-SACK GAMES



| Date | Player/Opponent/Result | Sacks |
|----------|--|-------|
| 9/29/85 | Reggie White vs. Giants (L) | 2.5 |
| 9/29/85 | Ken Clarke vs. Giants (L) | 1.5 |
| 12/16/84 | Greg Brown at Falcons (L) | 4.0 |
| 12/16/84 | Ken Clarke at Falcons (L) | 2.0 |
| 12/16/84 | Byron Darby at Falcons (L) | 2.0 |
| 12/9/84 | Byron Darby vs. Patriots (W) | 1.5 |
| 12/9/84 | Dennis Harrison vs. Patriots (W) | 1.5 |
| 12/2/84 | Greg Brown vs. Cowboys (L) | 1.5 |
| 11/25/84 | Dennis Harrison at St. Louis Rams (L) | 1.5 |
| 11/4/84 | Ken Clarke at Lions (T) | 3.0 |
| 10/21/84 | Dennis Harrison vs. Giants (W) | 2.0 |
| 10/21/84 | Greg Brown vs. Giants (W) | 1.5 |
| 10/14/84 | Ken Clarke vs. Colts (W) | 2.0 |
| 10/14/84 | Dennis Harrison vs. Colts (W) | 2.0 |
| 9/30/84 | Greg Brown at Redskins (L) | 2.0 |
| 12/18/83 | Greg Brown at St. Louis Rams (L) | 2.5 |
| 11/20/83 | Greg Brown vs. Giants (L) | 2.0 |
| 11/13/83 | Dennis Harrison at Bears (L) | 3.0 |
| 10/9/83 | Dennis Harrison at Giants (W) | 2.0 |
| 10/2/83 | Dennis Harrison at Falcons (W) | 3.0 |
| 9/25/83 | Carl Hairston at St. Louis Rams (L) | 2.0 |
| 9/25/83 | Joel Williams at St. Louis Rams (L) | 1.5 |
| 12/26/82 | Greg Brown at Cowboys (W) | 2.0 |
| 12/26/82 | Dennis Harrison at Cowboys (W) | 1.5 |
| 12/19/82 | Carl Hairston vs. Oilers (W) | 2.0 |
| 12/11/82 | Dennis Harrison at Giants (L) | 2.0 |
| 12/5/82 | Dennis Harrison vs. St. Louis Rams (L) | 2.0 |
| 11/28/82 | Dennis Harrison at Redskins (L) | 2.0 |

* - denotes rookie; Underline - denotes playoff game

MOST MULTI-SACK GAMES, Career

| | | |
|----|-----------------|----|
| 1. | Reggie White | 38 |
| 2. | Clyde Simmons | 22 |
| 3. | Trent Cole | 20 |
| 4. | Hugh Douglas | 13 |
| 5. | Dennis Harrison | 11 |

*includes playoff games

MOST MULTI-SACK GAMES, Season

| | | |
|-----|----------------------|---|
| 1. | Reggie White (1987) | 9 |
| 2. | Clyde Simmons (1992) | 7 |
| 3t. | Jason Babin (2011) | 6 |
| | Reggie White (1988) | 6 |
| 5t. | Hugh Douglas (2000) | 5 |
| | Clyde Simmons (1991) | 5 |

*regular season only

MOST 3-SACK GAMES, Career

| | | |
|-----|---|----------|
| 1. | Reggie White | 9 |
| 2. | Clyde Simmons | 4 |
| 3t. | Trent Cole | 3 |
| | Jason Babin | 3 |
| 5t. | Fletcher Cox, five other players tied with | 2 |

*includes playoffs

MOST 3-SACK GAMES, Season

| | | |
|-----|------------------------|---|
| 1t. | Jason Babin (2011) | 3 |
| | Reggie White (1986) | 3 |
| 3t. | Connor Barwin (2014) | 2 |
| | Dennis Harrison (1983) | 2 |
| | Clyde Simmons (1992) | 2 |

*regular season only

MOST CONSECUTIVE MULTI-SACK GAMES

| | | |
|-----|------------------------|---|
| 1. | Reggie White (1987) | 4 |
| 2t. | Jason Babin (2011) | 3 |
| | William Fuller (1995) | 3 |
| | Andy Harmon (1995) | 3 |
| | Dennis Harrison (1982) | 3 |
| | Reggie White (1986) | 3 |

MULTI-INTERCEPTION GAMES SINCE 1960



| Date | Player/Opponent/Result | INTs | | |
|-----------------|---|----------|----------|--|
| 1/1/17 | Jordan Hicks (LB) vs. Cowboys (W) | 2 | 12/12/71 | Leroy Keyes vs. St. Louis Rams (W) 2 |
| 12/22/16 | Malcolm Jenkins vs. Giants (W) | 2 | 11/21/71 | Bill Bradley at St. Louis Rams (W) 2 |
| 9/9/12 | Dominique Rodgers-Cromartie at Browns (W) | 2 | 11/7/71 | Bill Bradley at Redskins (T) 2 |
| 9/9/12 | Kurt Coleman at Browns (W) | 2 | 10/31/71 | Bill Bradley vs. Broncos (W) 2 |
| 10/16/11 | Kurt Coleman at Redskins (W) | 2 | 9/26/71 | Bill Bradley vs. Cowboys (L) 2 |
| 11/21/10 | Asante Samuel vs. Giants (W) | 3 | 11/8/70 | Adrian Young vs. Dolphins (W) 2 |
| 11/15/10 | Dimitri Patterson at Redskins (W) | 2 | 12/21/69 | Joe Scarpati at 49ers (L) 2 |
| 11/7/10 | Asante Samuel vs. Colts (W) | 2 | 10/13/69 | Nate Ramsey at Baltimore Colts (L) 2 |
| 11/29/09 | Asante Samuel vs. Redskins (W) | 2 | 11/17/68 | Al Nelson at Giants (L) 2 |
| 10/11/09 | Asante Samuel vs. Buccaneers (W) | 2 | 10/29/67 | Ron Medved vs. Cowboys (W) 2 |
| 9/13/09 | Sheldon Brown at Panthers (W) | 2 | 10/23/66 | Joe Scarpati at Giants (W) 3 |
| 10/8/06 | Lito Sheppard vs. Cowboys (W) | 2 | 9/18/66 | Joe Scarpati vs. Falcons (W) 2 |
| 10/2/05 | Sheldon Brown at Chiefs (W) | 2 | 12/12/65 | Jim Nettles at Steelers (W) 3 |
| 10/17/04 | Lito Sheppard vs. Panthers (W) | 2 | 12/12/65 | Joe Scarpati at Steelers (W) 2 |
| 12/8/02 | Bobby Taylor at Seahawks (W) | 2 | 11/28/65 | Nate Ramsey at St. Louis Rams (W) 3 |
| 1/12/02 | <u>Damon Moore vs. Buccaneers (W)</u> | 2 | 11/28/65 | Al Nelson at St. Louis Rams (W) 2 |
| 12/16/01 | Brian Dawkins at Redskins (W) | 2 | 12/13/64 | Nate Ramsey at St. Louis Rams (L) 2 |
| 9/24/00 | Troy Vincent at Saints (W) | 2 | 12/1/63 | Dave Lloyd at Steelers (T) 2 |
| 12/19/99 | Troy Vincent vs. Patriots (W) | 2 | 10/13/63 | Don Burroughs at Redskins (W) 2 |
| 12/14/96 | Michael Zordich at Jets (W) | 2 | 12/9/62 | Ben Scotti vs. Steelers (L) 2 |
| 9/22/96 | William Thomas at Falcons (W) | 2 | 10/6/62 | Don Burroughs at Steelers (L) 2 |
| 12/17/95 | William Thomas vs. Cardinals (W) | 2 | 12/3/61 | Don Burroughs at Steelers (W) 3 |
| 10/15/95 | William Thomas at Giants (W) | 2 | 12/3/61 | Chuck Bednarik at Steelers (W) 2 |
| 12/26/93 | Eric Allen vs. Saints (W) | 2 | 11/27/60 | Don Burroughs vs. Giants (W) 2 |
| 10/17/93 | Mark McMillian at Giants (L) | 2 | 10/16/60 | Gene Johnson vs. Lions (W) 2 |
| 1/3/93 | <u>Eric Allen at Saints (W)</u> | 2 | 10/9/60 | Don Burroughs vs. St. Louis Rams (W) 2 |
| 11/8/92 | Eric Allen vs. Los Angeles Raiders (W) | 2 | 9/30/60 | Chuck Weber at Cowboys (W) 3 |
| 11/17/91 | Wes Hopkins vs. Bengals (W) | 2 | | |
| 9/15/91 | Rich Miano at Cowboys (W) | 2 | | |
| 12/23/90 | Eric Allen vs. Cowboys (W) | 2 | | |
| 12/18/88 | Wes Hopkins at Cowboys (W) | 2 | | |
| 11/20/88 | Terry Hoage at Giants (W) | 2 | | |
| 9/4/88 | Terry Hoage at Buccaneers (W) | 2 | | |
| 9/20/87 | Elbert Foules vs. Saints (W) | 2 | | |
| 12/21/86 | Roynell Young vs. Redskins (L) | 2 | | |
| 9/14/86 | Andre Waters at Bears (L) | 2 | | |
| 10/20/85 | Wes Hopkins vs. Cowboys (W) | 2 | | |
| 12/2/84 | Wes Hopkins vs. Cowboys (L) | 2 | | |
| 12/19/82 | Roynell Young vs. Oilers (W) | 2 | | |
| 12/20/81 | Herman Edwards vs. St. Louis Rams (W) | 2 | | |
| 9/17/81 | Brenard Wilson at Bills (W) | 2 | | |
| 1/3/81 | <u>Herman Edwards vs. Vikings (W)</u> | 2 | | |
| 1/3/81 | <u>Roynell Young vs. Vikings (W)</u> | 2 | | |
| 9/22/80 | Herman Edwards vs. Giants (W) | 2 | | |
| 11/4/79 | Herman Edwards vs. Browns (L) | 2 | | |
| 10/14/79 | Randy Logan at St. Louis Rams (W) | 2 | | |
| 12/17/78 | Herman Edwards vs. Giants (W) | 2 | | |
| 9/17/78 | Deac Sanders at Saints (W) | 2 | | |
| 12/4/77 | Randy Logan at Cowboys (L) | 2 | | |
| 11/6/77 | Deac Sanders vs. Saints (W) | 2 | | |
| 10/9/77 | Deac Sanders at Giants (W) | 2 | | |
| 12/21/75 | Frank LeMaster at Redskins (W) | 2 | | |
| 12/21/75 | Artimus Parker at Redskins (W) | 2 | | |
| 11/30/75 | Bill Bergey vs. 49ers (W) | 2 | | |
| 10/5/75 | Bill Bradley vs. Redskins (W) | 2 | | |
| 11/5/72 | Bill Bradley vs. St. Louis Rams (T) | 2 | | |
| 10/8/72 | Bill Bradley at Redskins (L) | 2 | | |

* - denotes rookie; Underline - denotes playoff game

MOST MULTI-INT GAMES, Career

1. Bill Bradley 7
- 2t. Don Burroughs 5
- Herman Edwards 5
- 4t. Asante Samuel, Eric Allen 4
- Wes Hopkins, Joe Scarpati 4

*includes playoff games

MOST MULTI-INT GAMES, Season

1. Bill Bradley (1971) 4
- 2t. eight times, last by Asante Samuel (2010) 2

*regular season only

MOST 3-INT GAMES, Career

- 1t. Kurt Coleman 1
- Don Burroughs 1
- Jim Nettles 1
- Nate Ramsey 1
- Joe Scarpati 1
- Chuck Weber 1

*includes playoffs

CONSECUTIVE MULTI-INT GAMES

1. Bill Bradley (1971) 2

ALL-TIME INTERCEPTION RETURNS FOR TDs



| Date | Player/Opponent/Result | Yards | | |
|-----------------|---|--------------|----------|--|
| 1/21/18 | <u>Patrick Robinson vs. Vikings (W)</u> | 50 | 10/15/78 | John Sanders vs. Washington (W) 19 |
| 10/29/17 | Jalen Mills vs. 49ers (W) | 37 | 12/21/75 | Frank LeMaster at Redskins (W) 89 |
| 12/22/16 | Malcolm Jenkins vs. Giants (W) | 34 | 12/21/75 | Joe Lavender at Redskins (W) 36 |
| 12/11/16 | Leodis McKelvin vs. Redskins (L) | 29 | 9/29/74 | Joe Lavender vs. Baltimore Colts (W) 37 |
| 10/16/16 | Malcolm Jenkins at Redskins (L) | 64 | 12/9/73 | John Outlaw vs. Jets (W) 45 |
| 12/6/15 | Malcolm Jenkins at Patriots (W) | 99 | 12/19/71 | Al Nelson at Giants (W) 19 |
| 11/8/15 | Jordan Hicks* at Cowboys (W) | 67 | 10/19/69 | Bill Bradley* at Cowboys (L) 56 |
| 10/19/15 | Nolan Carroll vs. Giants (W) | 17 | 10/13/69 | Nate Ramsey at Baltimore Colts (L) 26 |
| 11/10/14 | Bradley Fletcher vs. Panthers (W) | 34 | 9/21/69 | Joe Scarpati vs. Browns (L) 34 |
| 9/28/14 | Malcolm Jenkins at 49ers (L) | 53 | 12/10/67 | Joe Scarpati at Cowboys (L) 67 |
| 12/22/13 | Brandon Boykin vs. Bears (W) | 54 | 10/8/67 | Don Hultz at Falcons (W) 16 |
| 11/13/11 | Asante Samuel vs. Cardinals (L) | 20 | 11/20/66 | Jim Nettles at 49ers (W) 34 |
| 11/15/10 | Dimitri Patterson at Redskins (W) | 40 | 12/12/65 | Jim Nettles* at Steelers (W) 56 |
| 12/6/09 | Sheldon Brown at Falcons (W) | 83 | 12/12/65 | George Tarasovic at Steelers (W) 40 |
| 10/26/09 | Will Witherspoon at Redskins (W) | 9 | 12/12/65 | Maxie Baughan at Steelers (W) 33 |
| 1/4/09 | <u>Asante Samuel at Vikings (W)</u> | 44 | 12/6/64 | Joe Scarpati* vs. Cowboys (W) 24 |
| 12/15/08 | Asante Samuel vs. Browns (W) | 50 | 10/25/64 | Irv Cross at Steelers (W) 94 |
| 10/12/08 | Juqua Parker at 49ers (W) | 55 | 11/10/63 | Lee Roy Caffey* at Giants (L) 87 |
| 12/17/06 | Trent Cole at Giants (W) | 19 | 10/13/57 | Jimmy Harris* at Browns (L) 65 |
| 12/10/06 | Michael Lewis at Redskins (W) | 84 | 10/5/57 | Jerry Norton vs. Giants (L) 99 |
| 11/12/06 | Sheldon Brown vs. Redskins (W) | 70 | 10/14/56 | Eddie Bell at Steelers (W) 28 |
| 10/8/06 | Lito Sheppard vs. Cowboys (W) | 102 | 11/13/55 | Bibbles Bawel vs. Browns (W) 40 |
| 10/2/05 | Sheldon Brown at Chiefs (W) | 40 | 10/15/55 | Bibbles Bawel at Steelers (L) 42 |
| 11/15/04 | Lito Sheppard at Cowboys (W) | 101 | 12/12/54 | Jerry Norton* vs. Giants (W) 69 |
| 10/17/04 | Lito Sheppard vs. Panthers (W) | 64 | 11/15/53 | Chuck Bednarik vs. Baltimore Colts (W) 26 |
| 10/5/03 | ND Kalu vs. Redskins (W) | 15 | 12/14/52 | Mike Jarmoluk at Redskins (L) 45 |
| 1/11/03 | <u>Bobby Taylor vs. Falcons (W)</u> | 39 | 12/7/52 | Vic Sears vs. Dallas Texans (W) 9 |
| 12/21/02 | Shawn Barber at Cowboys (W) | 80 | 11/2/52 | Russ Craft at Packers (L) 32 |
| 12/1/02 | Bobby Taylor vs. Rams (W) | 23 | 10/29/50 | Joe Muha vs. Redskins (W) 19 |
| 1/12/02 | <u>Damon Moore vs. Buccaneers (W)</u> | 59 | 10/22/50 | Norm Willey* at Steelers (W) 41 |
| 11/18/01 | Jeremiah Trotter at Cowboys (W) | 50 | 9/24/50 | Frank Reagan at Chicago Cardinals (W) 46 (lateral) |
| 11/18/01 | William Hampton at Cowboys (W) | 33 | 12/4/49 | Joe Muha at Giants (W) 28 |
| 11/19/00 | Mike Caldwell vs. Cardinals (W) | 26 | 11/20/49 | Pat McHugh vs. NY Bulldogs (W) 21 |
| 9/3/00 | Jeremiah Trotter at Cowboys (W) | 27 | 11/10/46 | Gil Steinke at Giants (L) 52 |
| 1/2/00 | Mike Mamula vs. Rams (W) | 41 | 12/3/44 | Vic Lindskog* vs. Brooklyn Tigers (W) 65 |
| 1/2/00 | Al Harris vs. Rams (W) | 17 | 11/26/44 | Tom Miller vs. Bears (L) 35 |
| 11/21/99 | Brandon Whiting vs. Colts (L) | 22 | 11/19/44 | Jack Hinkle at Redskins (W) 50 |
| 10/24/99 | Brian Dawkins at Dolphins (L) | 67 | 11/7/43 | Larry Cabrelli vs. Redskins (T) 24 |
| 10/3/99 | Bobby Taylor at Giants (L) | 18 | 10/31/43 | Ben Kish vs. Chicago Cardinals (W) 86 |
| 12/7/97 | Brian Dawkins vs. Giants (L) | 64 | 9/16/38 | Jay Arnold at Pittsburgh Pirates (W) 22 |
| 11/3/96 | Troy Vincent at Cowboys (W) | 90 (lateral) | 10/10/37 | Maurice Harper* at Redskins (W) 20 |
| 12/30/95 | <u>William Thomas vs. Lions (W)</u> | 30 | 11/6/34 | Swede Hanson vs. Cincinnati Reds (W) N/A |
| 12/30/95 | <u>Barry Wilburn vs. Lions (W)</u> | 24 | 11/26/33 | Lee Woodruff vs. Cincinnati Reds (W) 55 |
| 9/10/95 | William Thomas at Cardinals (W) | 37 | | |
| 12/24/94 | Mike Zordich at Bengals (L) | 18 | | |
| 10/30/94 | Greg Jackson at Redskins (W) | 55 | | |
| 12/26/93 | Eric Allen vs. Saints (W) | 33 | | |
| 12/26/93 | Eric Allen vs. Saints (W) | 25 | | |
| 10/3/93 | Eric Allen at Jets (W) | 94 | | |
| 9/19/93 | Eric Allen vs. Redskins (W) | 29 | | |
| 1/3/93 | <u>Eric Allen at Saints (W)</u> | 18 | | |
| 12/6/92 | Seth Joyner vs. Vikings (W) | 24 | | |
| 11/22/92 | Seth Joyner at Giants (W) | 43 | | |
| 12/22/91 | Otis Smith vs. Washington (W) | 74 | | |
| 12/23/90 | Eric Allen vs. Cowboys (W) | 35 | | |
| 11/25/90 | Byron Evans vs. Giants (W) | 23 | | |
| 11/12/90 | William Frizzell vs. Redskins (W) | 30 | | |
| 12/3/89 | Clyde Simmons at Giants (W) | 60 | | |
| 9/10/89 | Eric Everett vs. Seahawks (W) | 30 | | |
| 10/27/85 | Wes Hopkins vs. Bills (W) | 24 | | |
| 9/29/85 | Herman Edwards vs. Giants (L) | 3 | | |
| 12/19/82 | Richard Blackmore vs. Oilers (W) | 20 | | |
| 12/17/78 | Frank LeMaster vs. Giants (W) | 9 | | |

* - denotes rookie

Underline - denotes playoff game

MOST INT-TDs, Career (includes playoffs)

1. Eric Allen 6
2. **Malcolm Jenkins** 4
- 3t. Sheldon Brown, Asante Samuel, Lito Sheppard, Bobby Taylor, Joe Scarpati 3

MOST INT-TDs, Season (regular season only)

1. Eric Allen (1993) 4
- 2t. **Malcolm Jenkins (2016)**, Lito Sheppard (2004), Seth Joyner (1992), Bibbles Bawel (1955) 2

MOST INT-TDs, Game

1. Eric Allen (12/26/93 vs. NO) 2

CONSECUTIVE GAMES WITH AN INT-TD

1. Eric Allen (1993) 2

ALL-TIME FUMBLE RECOVERIES FOR TDS



| Date | Player/Opponent/Result | Yards | | |
|----------|---|-----------|----------|--|
| 12/25/17 | Derek Barnett* vs. Raiders | 23 | 11/22/64 | Mike Morgan* vs. St. Louis Cardinals (L) 0 |
| 12/10/17 | Brandon Graham at LA Rams (W) | 16 | 11/27/60 | J.D. Smith vs. Giants (W) 0 |
| 11/26/17 | Nelson Agholor vs. Bears (W) | 0 | 11/20/60 | Jimmy Carr at Giants (W) 38 |
| 11/19/17 | Nigel Bradham at Cowboys (W) | 37 | 12/13/59 | Don Owens vs. Browns (L) 3 |
| 9/10/17 | Fletcher Cox at Redskins (W) | 20 | 11/22/59 | Jerry Huth vs. Los Angeles Rams (W) 0 |
| 1/3/16 | Walter Thurmond at Giants (W) | 83 | 10/4/59 | Chuck Weber vs. Giants (W) 0 |
| 10/5/14 | Cedric Thornton vs. Rams (W) | 0 | 12/12/54 | Norm Willey vs. Giants (W) 0 |
| 9/7/14 | Fletcher Cox vs. Jaguars (W) | 17 | 10/25/53 | Tom Scott* at Chicago Cardinals (W) 0 |
| 10/27/13 | Najee Goode vs. Giants (L) | 2 | 12/7/52 | Ebert Van Buren vs. Dallas Texans (W) 0 |
| 12/18/11 | Juqua Parker vs. Jets (W) | 47 | 11/16/52 | Pete Pihos vs. Chicago Cardinals (W) 12 |
| 11/7/11 | Brian Rolle vs. Bears (L) | 22 | 11/9/52 | Mike Jarmoluk vs. Redskins (W) 16 |
| 9/11/11 | Juqua Parker at Rams (W) | 56 | 11/4/51 | Gerry Cowhig at Steelers (W) 25 |
| 10/10/10 | Quintin Mikell at 49ers (W) | 52 | 10/29/50 | John Green vs. Redskins (W) 2 |
| 12/13/09 | Sheldon Brown at Giants (W) | 60 | 11/6/49 | Russ Craft vs. Los Angeles Rams (W) 21 |
| 9/13/09 | Victor Abiamiri at Panthers (W) | 2 | 10/31/48 | Bosh Pritchard at Steelers (W) 18 |
| 12/28/08 | Joselio Hanson vs. Cowboys (W) | 96 | 10/5/47 | Joe Muha vs. Giants (W) 2 |
| 12/28/08 | Chris Clemons vs. Cowboys (W) | 73 | 10/8/44 | Jack Banta vs. Redskins (T) 0 |
| 9/15/08 | Chris Gocong at Cowboys (L) | 0 | 10/31/43 | Jack Hinkle vs. Chicago Cardinals (W) 0 |
| 12/30/07 | Kevin Curtis vs. Bills (W) | 0 | 10/24/43 | Al Wukits* at Giants (L) 2 |
| 12/23/07 | Kevin Curtis at Saints (W) | 0 | 11/1/42 | Rupert Pate at Redskins (L) 53 |
| 9/24/06 | Mike Patterson at 49ers (W) | 98 | 9/20/42 | Vic Sears at Cleveland Rams (L) 25 |
| 10/9/05 | Sheldon Brown at Cowboys (L) | 80 | 9/15/40 | Don Looney* at Packers (L) 44 |
| 1/16/05 | Freddie Mitchell vs. Vikings (W) | 0 | 10/15/39 | Theodore Schmitt at Giants (L) 63 |
| 12/15/02 | Carlos Emmons vs. Redskins (W) | 44 | 9/25/38 | Bob Pylman* vs. Giants (W) 88 |
| 12/9/01 | Brian Dawkins vs. Chargers (W) | 49 | 9/25/38 | Joe Carter vs. Giants (W) 92 |
| 9/30/01 | Damon Moore vs. Cowboys (W) | 10 | 9/16/38 | Jay Arnold at Pittsburgh Pirates (W) 18 |
| 9/15/97 | William Thomas at Cowboys (L) | 37 | 10/31/37 | Joe Pilconis at Pittsburgh Pirates (L) 22 |
| 12/22/96 | Mike Mamula vs. Cardinals (W) | 4 | | |
| 10/13/96 | William Thomas at Giants (W) | 23 | | |
| 9/30/96 | Rhett Hall vs. Cowboys (L) | 32 | | |
| 12/24/95 | Jerome Henderson at Bears (L) | 0 | | |
| 10/29/95 | Kevin Johnson vs. St. Louis Rams (W) | 37 | | |
| 10/15/95 | Mike Zordich at Giants (W) | 58 | | |
| 9/24/95 | Greg Jackson at Raiders (L) | 45 | | |
| 1/3/94 | Byron Evans at 49ers (W) | 30 | | |
| 9/13/92 | Reggie White at Phoenix Cardinals (W) | 37 | | |
| 11/24/91 | Seth Joyner at Phoenix Cardinals (W) | 34 | | |
| 11/24/91 | Clyde Simmons at Phoenix Cardinals (W) | 0 | | |
| 10/6/91 | Seth Joyner at Buccaneers (L) | 0 | | |
| 11/12/90 | Clyde Simmons vs. Redskins (W) | 18 | | |
| 12/3/89 | Andre Waters at Giants (W) | 3 | | |
| 11/20/88 | Cris Carter at Giants (W) | 0 | | |
| 9/20/87 | Seth Joyner vs. Saints (W) | 18 | | |
| 9/13/87 | Reggie White at Redskins (L) | 70 | | |
| 12/15/85 | Dave Little at Chargers (L) | 0 | | |
| 12/26/82 | Greg Brown at Cowboys (W) | 0 | | |
| 10/11/81 | Frank LeMaster at Saints (W) | 47 | | |
| 9/27/81 | Greg Brown* vs. Redskins (W) | 7 | | |
| 11/16/80 | Jerry Robinson at Redskins (W) | 59 | | |
| 11/19/78 | Herman Edwards at Giants (W) | 26 | | |
| 12/1/74 | Will Wynn vs. Packers (W) | 87 | | |
| 10/6/74 | Bill Dunstan at Chargers (W) | 46 | | |
| 9/23/74 | Joe Lavender vs. Cowboys (W) | 96 | | |
| 11/4/73 | Will Wynn* vs. Patriots (W) | 24 | | |
| 11/21/71 | Steve Smith at St. Louis Cardinals (W) | 5 | | |
| 11/21/71 | Ben Hawkins at St. Louis Cardinals (W) | 5 | | |
| 11/15/70 | Steve Preece vs. Falcons (T) | 21 | | |
| 12/18/66 | Harold Wells at Redskins (W) | 60 | | |
| 10/10/65 | George Tarasovic at Cowboys (W) | 62 | | |

* - denotes rookie

Underline - denotes playoff game

MOST FR-TDs, Career

1. Seth Joyner 3
 - 2t. 9 players, last **Fletcher Cox** 2
- *includes playoff games

MOST FR-TDs, Season

- 1t. Kevin Curtis (2007) 2
 - Seth Joyner (1991) 2
 - Juqua Parker (2011) 2
- *regular season only

CONSECUTIVE GAMES WITH A FR-TD

1. Kevin Curtis (2007) 2

ALL-TIME KICK RETURNS FOR TDS



PUNT RETURNS FOR TOUCHDOWNS

| Date | Player/Opponent/Result | Yards |
|-----------------|---|--------------|
| 12/2/12 | Damaris Johnson* at Cowboys (L) | 98 |
| 9/27/15 | Darren Sproles at Jets (W) | 89 |
| 11/22/92 | Vai Sikahema at Giants (W) | 87 |
| 9/13/09 | DeSean Jackson at Panthers (W) | 85 |
| 10/19/03 | Brian Westbrook at Giants (W) | 84 |
| 12/6/15 | Darren Sproles at Patriots (W) | 83 |
| 9/28/14 | Darren Sproles at 49ers (L) | 82 |
| 12/21/03 | Brian Westbrook vs. 49ers (L) | 81 |
| 10/4/59 | Tommy McDonald vs. Giants (W) | 81 |
| 10/25/42 | Ernie Steele* at Bears (L) | 80 (lateral) |
| 12/21/47 | <u>Bosh Pritchard at Steelers (W)</u> | 79 |
| 11/25/02 | Brian Mitchell at 49ers (W) | 76 |
| 11/30/86 | Greg Garrity at Los Angeles Raiders (W) | 76 |
| 12/13/09 | DeSean Jackson at Giants (W) | 72 |
| 9/24/00 | Brian Mitchell at Saints (W) | 72 |
| 10/30/49 | Clyde Scott* at Steelers (W) | 70 |
| 11/23/47 | Pat McHugh* at Boston Yanks (L) | 69 |
| 10/5/08 | DeSean Jackson* vs. Redskins (L) | 68 |
| 11/6/66 | Aaron Martin vs. Cowboys (W) | 67 |
| 12/3/61 | Timmy Brown at Steelers (W) | 66 |
| 11/10/14 | Darren Sproles vs. Panthers (W) | 65 |
| 12/19/10 | DeSean Jackson at Giants (W) | 65 |
| 12/19/65 | Bob Shann* vs. Lions (L) | 63 |
| 10/11/59 | Art Powell* vs. Steelers (W) | 58 |
| 9/3/78 | Wally Henry vs. Los Angeles Rams (L) | 57 |
| 11/9/52 | Don Stevens* vs. Redskins (W) | 56 |
| 10/31/48 | Bosh Pritchard at Steelers (W) | 55 |
| 10/22/44 | Steve Van Buren* vs. Boston Yanks (W) | 55 |
| 10/6/68 | Alvin Haymond at Redskins (L) | 54 |
| 10/26/52 | Bibbles Bawel* at Giants (W) | 52 |
| 12/8/46 | Steve Van Buren at Boston Yanks (W) | 50 |
| 12/4/49 | Frank Reagan at Giants (W) | 41 |
| 11/2/47 | Pete Pihos* at Redskins (W) | 26 |
| 10/18/36 | Stumpy Thomason at Boston Redskins (L) | 15 |

* - denotes rookie

Underline - denotes playoff game

KICKOFF RETURNS FOR TOUCHDOWNS

| Date | Player/Opponent/Result | Yards |
|----------|---------------------------------------|-------|
| 11/23/14 | Josh Huff* vs. Titans (W) | 107 |
| 9/17/61 | Timmy Brown vs. Browns (W) | 105 |
| 10/7/50 | Russ Craft vs. Los Angeles Rams (W) | 103 |
| 9/21/14 | Chris Polk vs. Redskins (W) | 102 |
| 11/13/38 | Dave Smukler at Brooklyn Dodgers (L) | 100 |
| 11/23/08 | Quintin Demps* at Ravens (L) | 100 |
| 9/22/63 | Timmy Brown vs. Cardinals (L) | 100 |
| 12/2/62 | Timmy Brown at Redskins (W) | 99 |
| 12/11/77 | Wilbert Montgomery* vs. Giants (W) | 99 |
| 10/23/16 | Josh Huff vs. Vikings (W) | 98 |
| 9/22/68 | Alvin Haymond vs. Giants (L) | 98 |
| 12/2/45 | Steve Van Buren at Giants (L) | 98 |
| 11/1/42 | Bosh Pritchard* at Redskins (L) | 97 |
| 9/22/96 | Derrick Witherspoon at Falcons (W) | 97 |
| 11/12/44 | Steve Van Buren* vs. Giants (T) | 97 |
| 9/24/55 | Jerry Norton vs. Giants (W) | 96 |
| 11/24/96 | Derrick Witherspoon at Cardinals (L) | 95 |
| 9/28/47 | Steve Van Buren vs. Redskins (W) | 95 |
| 11/4/01 | Brian Mitchell at Cardinals (W) | 94 |
| 12/24/94 | Herschel Walker at Bengals (L) | 94 |
| 11/6/66 | Timmy Brown vs. Cowboys (W) | 93 |
| 12/2/79 | Billy Campfield vs. Lions (W) | 92 |
| 11/6/66 | Timmy Brown vs. Cowboys (W) | 90 |
| 11/14/99 | Allen Rossum vs. Redskins (W) | 89 |
| 11/18/84 | Andre Waters* vs. Redskins (W) | 89 |
| 10/1/00 | Brian Mitchell vs. Falcons (W) | 89 |
| 10/16/16 | Wendell Smallwood* at Redskins (L) | 86 |
| 12/17/95 | Derrick Witherspoon vs. Cardinals (W) | 86 |
| 11/2/97 | Willie Clark at Cardinals (L) | 39 |

* - denotes rookie

BLOCKED PUNT RETURNS FOR TOUCHDOWNS

| Date | Player/Opponent/Result | Yards |
|----------|--|-------|
| 12/6/15 | Najee Goode at Patriots (W) | 24 |
| 12/28/14 | Trey Burton* at Giants (W) | 27 |
| 10/5/14 | Chris Maragos vs. Rams (W) | 10 |
| 9/28/14 | Brad Smith at 49ers (L) | 0 |
| 11/22/92 | Ken Rose at Giants (W) | 3 |
| 9/2/84 | Rich Kraynak at Giants (L) | 8 |
| 10/31/71 | Bill Hobbs vs. Broncos (W) | 0 |
| 12/20/70 | Mike Dirks vs. Steelers (W) | 0 |
| 11/12/67 | Jim Nettles at Los Angeles Rams (L) | 0 |
| 12/18/49 | <u>Leo Skladany* at Los Angeles Rams (W)</u> | 2 |
| 11/3/46 | Augie Lio vs. Giants (W) | 0 |

* - denotes rookie

Underline - denotes playoff game

MISSED FIELD GOAL RETURNS FOR TOUCHDOWNS

| Date | Player/Opponent/Result | Yards |
|----------|---|-------|
| 9/26/71 | Al Nelson vs. Cowboys (L) | 101 |
| 12/11/66 | Al Nelson vs. Browns (W) | 100 |
| 9/16/62 | Timmy Brown vs. St. Louis Cardinals (L) | 99 |

BLOCKED FIELD GOAL RETURNS FOR TOUCHDOWNS

| Date | Player/Opponent/Result | Yards |
|----------|-----------------------------|-------|
| 10/23/05 | Matt Ware vs. Chargers (W) | 65 |
| 11/20/88 | Clyde Simmons at Giants (W) | 15 |

BEST PERFORMANCES VS. EAGLES



SCORING

Most Touchdowns Scored

- 5 James Stewart, Jaguars (10/12/97 at Jax.) [all rushing]
- 4 Joseph Addai, Colts (11/26/06 at Ind.); Larry Brown, Redskins (12/16/73 at Was.); Ron Johnson, Giants (10/2/72 at Phi.); MacArthur Lane, Cardinals (10/18/70 at Phi.); John David Crow, Cardinals (12/16/62 at StL); Jim Taylor, Packers (11/11/62 at Phi.); Jim Brown, Browns (11/19/61 at Cle.)

Most Field Goals

- 5 (7 times) last by Josh Brown, Giants (10/27/13 at Phi., 5 att) and Al Del Greco, Titans (12/3/00 at Phi., 5 att)

Longest Field Goal

- 62 Brett Maher, Cowboys (12/9/18 at Dal.)
- 62 Matt Bryant, Buccaneers (10/22/06 at TB)
- 56 Justin Tucker, Ravens (9/16/12 at Phi.)
- 56 Mason Crosby, Packers (9/12/10 at Phi.)
- 56 Morten Andersen, Saints (12/26/93 at Phi.)

RUSHING

Most Rushing Attempts

- 43 Butch Woolfolk, Giants (11/20/83 at Phi.)

Most Yards Rushing

- 237 Emmitt Smith, Cowboys (10/31/93 at Phi.) 30 att.
- 237 Jim Brown, Browns (11/19/61 at Cle.) 34 att.
- 235 Doug Martin, Buccaneers (11/22/15 vs. TB) 27 att.
- 223 Jim Brown, Browns (11/3/63 at Phi.) 28 att.
- 221 Gerald Riggs, Redskins (9/17/89 at Was.) 29 att.

Most Touchdowns Rushing

- 5 James Stewart, Jaguars (10/12/97 at Jax.)
- 4 Joseph Addai, Colts (11/26/06 at Ind.); Jim Taylor, Packers (11/11/62 at Phi.); Jim Brown, Browns (11/19/61 at Cle.)

Longest Run From Scrimmage

- 90t Adrian Peterson, Redskins (12/3/18 at Phi.)
- 87t John Henry Johnson, Steelers (12/11/60 at Pit.)
- 85t Reggie Brooks, Redskins (9/19/93 at Phi.)
- 84t Herschel Walker, Cowboys (12/14/86 at Dal.)
- 84 Doug Martin, Buccaneers (11/22/15 at Phi.)

PASSING

Most Passes Attempted

- 63 Eli Manning, Giants (12/22/16 at Phi.)
- 58 Ryan Fitzpatrick, Jets (9/27/15 at NYJ)
- 57 Eli Manning, Giants (12/17/17 at NYG)
- 56 Tom Brady, Patriots (12/6/15 at NE)
- 56 Fran Tarkenton, Vikings (12/3/78 at Min.)

Most Passes Completed

- 42 Dak Prescott, Cowboys (12/9/18 at Dal.)
- 38 Eli Manning, Giants (12/22/16 at Phi.)
- 37 Eli Manning, Giants (12/17/17 at NYG)
- 37 Daunte Culpepper, Vikings (9/20/04 at Phi.)
- 36 Philip Rivers, Chargers (9/15/13 at Phi.)

Most Yards Gained Passing

- 455 Dak Prescott (12/9/18 at Dal.)
- 446 Jon Kitna, Lions (9/23/07 at Phi.)
- 434 Eli Manning, Giants (12/17/17 at NYG)
- 429 Eli Manning, Giants (9/28/14 at NYG)
- 428 Joe Montana, 49ers (9/24/89 at Phi.)

Most Touchdown Passes

- 5 Matthew Stafford, Lions (11/26/15 at Det.); Jameis Winston, Buccaneers (11/22/15 vs. TB); Eli Manning, Giants (12/30/12 at NYG); Joe Montana, 49ers (9/24/89 at Phi.); Craig Morton, Cowboys (10/19/69 at Dal.); Don Meredith, Cowboys (10/9/66 at Dal.); Don Meredith, Cowboys (9/29/68 at Phi.); Sonny Jurgensen, Redskins (10/11/64 at Was.); Sammy Baugh, Redskins (9/28/47 at Phi.); Frank Filchock, Redskins (10/8/44 at Phi.)

Longest Pass Play

- 96 Bill Kilmer to Walter Roberts, Saints (11/19/67 at Phi.)
- 93t Neil Lomax to Ernie Jones, Cardinals (12/10/88 at Pho.)
- 91t Jon Kitna to Roy Williams, Lions (9/23/07 at Phi.)
- 90t Seneca Wallace to Koren Robinson (11/2/08 at Sea.)
- 90t Virgil Carter to Speedy Thomas, Bengals (9/19/71 at Cin.)

RECEIVING

Most Passes Caught

- 13 Wes Welker, Patriots (11/25/07 at NE)
- 13 Terrell Owens, 49ers (11/25/02 at SF)
- 12 (8 times) last by Ezekiel Elliott, Cowboys (12/9/18 at Dal.)

Most Yards Gained Receiving

- 225 Kenny Britt, Titans (10/24/10 at Ten.) 7 rec.
- 217 Amari Cooper, Cowboys (12/9/18 at Dal.) 10 rec.
- 213 Tony Hill, Cowboys (11/12/79 at Dal.) 7 rec.
- 212 Hugh Taylor, Redskins (9/28/47 at Phi.) 8 rec.
- 204 Roy Williams, Lions (9/23/07 at Phi.) 9 rec.

Most Touchdown Passes Caught

- 3 (18 times) last by Amari Cooper, Cowboys (12/9/18 at Dal.)

INTERCEPTIONS

Most Interceptions

- 3 (14 times) last by Lofa Tatupu, Seahawks (12/2/07 at Phi.)

Longest Interception Return

- 107t Ed Reed, Ravens (11/23/08 at Bal.)
- 100t Mike Gaechter, Cowboys (10/14/62 at Dal.)
- 99t Patrick Robinson, Saints (11/5/12 at NO)
- 98 Brandon McDonald (12/15/08 vs. Cle.)
- 97t Darren Sharper, Saints (9/20/09 at Phi.)

MISCELLANEOUS

Most Punts

- 14 Sammy Baugh, Redskins (11/5/39 at Was.)

Longest Punt

- 85 Sammy Baugh, Redskins (12/1/40 at Was.)
- 80 Parker Hall, Cleveland Rams (12/3/39 at Phi.)

Longest Kickoff Return

- 105t Trindon Holliday, Broncos (9/29/13 at Den.)
- 104t Buddy Young, Colts (11/15/53 at Phi.)
- 103t George Hoey, Cardinals (11/21/71 at StL)
- 102t Larry Jones, Redskins (11/24/74 at Was.)
- 101t Wallace Francis, Bills (10/7/73 at Buf.)
- 101t Amos March, Cowboys (10/14/62 at Dal.)

Longest Punt Return

- 90t Adam Jones, Titans (11/19/06 at Phi.)
- 90t Jacquez Green, Redskins (9/16/02 at Was.)
- 88t Andre Coleman, Chargers (9/17/95 at Phi.)
- 88t George Grosvenor, Cardinals (11/8/36 at Chi.)
- 87t Ted Ginn Jr., Dolphins (11/18/07 at Phi.)
- 86t Johnny Roland, Cardinals (10/2/66 at Phi.)

Longest Fumble Return

- 93t James Sanders, Cardinals (9/23/12 at Arz.)
- 74t Bull Karcis, Giants (10/16/38 at NYG)
- 69t DeMarcus Ware, Cowboys (10/8/06 at Phi.)
- 65t Willie Teal, Vikings (12/1/85 at Phi.)
- 64t Linval Joseph, Vikings (10/7/18 at Phi.)
- 64 Ray Edwards, Falcons (9/18/11 at Atl.)

Longest Return With Intercepted Lateral

- 93t Dick Poillon, Redskins (11/21/48 at Phi.)

SINGLE-SEASON TEAM RECORDS



SCORING

Most Points Scored

474 (2014, 16 games)
457 (2017, 16 games)
442 (2013, 16 games)
439 (2010, 16 games)
429 (2009, 16 games)

Fewest Scored

51 (1936, 12 games)
60 (1935, 11 games)
77 (1933, 9 games)

Most Allowed

444 (2012, 16 games)
430 (2015, 16 games)
409 (1967, 14 games)
400 (2014, 16 games)
393 (1973, 14 games)

Fewest Allowed

85 (1934, 11 games)
131 (1944, 10 games)
133 (1945, 10 games)

TOUCHDOWNS

Most Scored

54 (2014, 16 games)
53 (2017, 16 games)
53 (2013, 16 games)
50 (1948, 12 games)
49 (3x - 2010, 16 games)

Fewest Scored

6 (1936, 12 games)

Most Allowed

52 (2012, 16 games)
52 (1967, 14 games)
50 (2015, 16 games)
48 (2014, 16 games)

Fewest Allowed

10 (1934, 11 games)
17 (1950, 12 games)
17 (1949, 12 games)
18 (1945, 10 games)

Most by Rushing

25 (1949, 12 games)
25 (1945, 10 games)
23 (2003, 16 games)

Most by Passing

38 (2017, 16 games)
34 (1990, 16 games)
34 (1961, 14 games)
33 (1954, 12 games)
32 (2x - 2013, 16 games)

KICKING

Most Field Goals Made

35 (2016, 16 games)
33 (2008, 16 games)
32 (2014, 16 games)
32 (2010, 16 games)
32 (2009, 16 games)

Most PATs Made

54 (2014, 16 games)
50 (1948, 12 games)
48 (2006, 16 games)
48 (1980, 16 games)
47 (2x - 2010, 16 games)

RUSHING

Most Attempts

632 (1949, 12 games)
587 (1978, 16 games)
581 (1950, 12 games)

Most Yards Gained

2,607 (1949, 12 games)
2,566 (2013, 16 games)
2,556 (1990, 16 games)
2,509 (1981, 16 games)
2,456 (1978, 16 games)

PASSING

Most Attempts

623 (2015, 16 games)
621 (2014, 16 games)
620 (2005, 16 games)
618 (2012, 16 games)
609 (2016, 16 games)

Most Completions

422 (2018, 16 games)
405 (2015, 16 games)
384 (2014, 16 games)
380 (2016, 16 games)
367 (2012, 16 games)

Most Yards Gained (Gross)

4,581 (2014, 16 games)
4,524 (2018, 16 games)
4,406 (2013, 16 games)
4,380 (2009, 16 games)
4,341 (2015, 16 games)

TOTAL NET YARDS

Most Gained

6,676 (2013, 16 games)
6,386 (2011, 16 games)
6,348 (2014, 16 games)
6,230 (2010, 16 games)
6,103 (2006, 16 games)

FIRST DOWNS

Most First Downs

356 (2014, 16 games)
356 (2011, 16 games)
355 (2013, 16 games)
346 (2018, 16 games)
339 (2015, 16 games)

Most by Rushing

157 (1981, 16 games)
143 (1978, 16 games)
143 (1949, 12 games)
142 (1950, 12 games)
138 (1992, 16 games)

Most by Passing

221 (2018, 16 games)
218 (2014, 16 games)
204 (2008, 16 games)
203 (1997, 16 games)
197 (2013, 16 games)

Most by Penalty

41 (2003, 16 games)
37 (2017, 16 games)
36 (2015, 16 games)
34 (1988, 16 games)
32 (1998, 16 games)

FUMBLES

Most Opponents' Fumbles

Recovered
27 (1987, 15 games)
26 (1989, 16 games)
25 (1971, 14 games)
22 (1991, 16 games)
22 (2002, 16 games)
22 (1954, 12 games)

INTERCEPTIONS

Most Thrown

36 (1936, 12 games)
34 (1933, 9 games)
31 (1963, 14 games)
31 (1962, 14 games)
31 (1953, 12 games)

Most Intercepted

33 (1944, 10 games)
32 (1988, 16 games)
31 (1950, 12 games)
30 (1960, 12 games)
30 (1989, 16 games)

PENALTIES

Most Penalties

138 (1994, 16 games)
134 (2005, 16 games)
129 (2010, 16 games)
124 (2004, 16 games)
120 (1990, 16 games)

Most Yards Penalized

1,130 (2005, 16 games)
1,107 (1994, 16 games)
1,101 (2010, 16 games)
995 (2014, 16 games)
983 (2006, 16 games)

QUARTERBACK SACKS

Most Sacks Made

62 (1989, 16 games)
60 (1984, 16 games)
57 (1987, 15 games)
56 (2002, 16 games)
55 (1992, 16 games)
55 (1991, 16 games)

Most Sacks Allowed

104 (1986, 16 games)
72 (1987, 15 games)
64 (1997, 16 games)
64 (1992, 16 games)
60 (1984, 16 games)

Fewest Sacks Allowed

22 (1981, 16 games)
23 (2008, 16 games)
23 (1970, 14 games)
26 (1971, 14 games)
26 (1968, 14 games)

Best Season, win percentage

1949 Won 11, Lost 1 (.917)

Best Season, win total

2017 13 wins, 3 losses

2004 13 wins, 3 losses

Worst Season

1936 Won 1, Lost 11 (.083)

Longest Winning Streak

9 (9/24/17 - 11/26/17)

9 (10/19/03 - 12/15/03)

9 (9/30/60 - 12/4/60)

Longest Home Winning Streak

13 (12/14/47 - 12/11/49)

Longest Home Losing Streak

10 (10/14/12 - 10/27/13)

Longest Road Winning Streak

9 (10/19/03 - 10/24/04)

9 (11/12/00 - 12/16/01)

Longest Road Losing Streak

12 (12/14/97 - 10/3/99)

12 (10/15/39 - 12/1/40)

Longest Losing Streak

14 (9/20/36 - 9/21/37)

Most Consecutive Wins - Start of Season

7 in 2004

Most Consecutive Wins - End of Season

8 in 1949 (Reg. Season)

Most Consecutive Losses - Start of Season

11 in 1968

Most Consecutive Losses - End of Season

11 in 1936

Total Shutouts by Eagles

37 last at Was., 12/30/18

Most Shutouts in a Season

4 in 1934 and 1948

Most Consecutive Games Scored Points

120 (11/18/62 - 10/3/71)

Most Consecutive Games Scored Touchdown

92 (10/2/77 - 10/16/83)

Largest Comeback Victory

28-24 vs. Chicago Cardinals at Metropolitan Stadium, October 25, 1959 (came back from 24-0 deficit in 3rd qtr.)

28-24 vs. Washington Redskins at Griffith Stadium, October 27, 1946 (came back from 24-0 deficit at half-time)

Largest Comeback vs. Eagles

28-23 vs. Minnesota Vikings at Veterans Stadium, December 1, 1985 (came back from 23-0 deficit in 4th qtr.)

SINGLE-GAME TEAM RECORDS



SCORING

Most Scored

- 64 vs. Cincinnati Reds, 11/6/34
- 59 at Washington Redskins, 11/15/10
- 56 vs. Detroit Lions, 9/23/07
- 56 at Chicago Cardinals, 10/25/53
- 56 vs. Los Angeles Rams, 10/7/50

Most Allowed

- 62 at Giants, 11/26/72
- 56 at Cowboys, 10/9/66
- 56 at Giants, 10/15/33

Most, Both Teams

- 87 Eagles 59, Redskins 28, (at Was.) 11/15/10
- 87 Eagles 45, Redskins 42, (at Phil.) 9/28/47
- 86 Eagles, 44, Bengals 42, (at Phil.) 11/30/97

Fewest, Both Teams

- 0 Eagles 0, Brooklyn Dodgers 0, (at Phil.), 10/1/39

Most, Both Teams — One Quarter

- 47 Eagles 20, Cardinals 27, (at StL), 12/13/64

Most Scored in 1st Quarter

- 28 at Redskins, 11/15/2010
- 27 at Steelers, 12/12/1965
- 26 vs. Cincinnati Reds, 11/6/1934
- 24 at Falcons, 10/8/1967

Most Allowed in 1st Quarter

- 28 at Broncos, 10/4/1998
- 28 at Cowboys, 10/19/1969
- 24 at Bills, 12/2/1990
- 21 (eight times) last at Broncos, 9/29/13

Most Scored Both Teams in 1st Quarter

- 35 at Saints, 12/23/2007, (E-21, NO-14)
- 35 at Cowboys, 10/19/1969, (E-7, C-28)
- 28 (four times) last at Redskins, 11/15/2010 (E-28, R-0)

Most Scored in 2nd Quarter

- 31 vs. Lions, 12/30/1995
- 28 vs. Panthers, 9/13/09
- 28 vs. Packers, 12/5/2004
- 28 at Cowboys, 11/15/2004
- 28 vs. Saints, 11/19/1967

Most Allowed in 2nd Quarter

- 28 vs. Bears, 10/4/1987
- 28 vs. St. Louis Cardinals, 10/18/1970
- 28 vs. Packers, 11/11/1962
- 28 at Bears, 10/17/1943

Most Total Both Teams in 2nd Quarter

- 47 at St. Louis Cardinals, 12/13/1964, (E-20, C-27)
- 42 at Cowboys, 11/15/2004, (E-28, D-14)
- 42 at Redskins, 11/27/1983, (E-21, W-21)
- 38 at St. Louis Cardinals, 12/16/1962, (E-21, C-17)

Most Scored in 1st Half

- 45 at Redskins, 11/15/2010
- 42 vs. Lions, 9/23/2007
- 38 vs. Lions, 12/30/1995
- 35 (three times) last vs. Packers, 12/5/2004

Most Allowed in 1st Half

- 42 at Cowboys, 10/19/1969
- 38 at Giants, 11/26/1972
- 35 (six times) last at Giants, 12/30/2012

Most Scored Both Teams 1st Half

- 63 vs. Lions, 9/23/2007, (E-42, D-21)
- 59 at Redskins, 11/15/2010, (E-45, R-14)
- 59 at St. Louis Cardinals, 12/16/1962, (E-28, C-31)
- 57 at St. Louis Cardinals, 12/13/1964, (E-27, C-30)
- 54 at Cowboys, 9/15/2008, (E-30, D-24)

Most Scored in 3rd Quarter

- 21 vs. Steelers, 9/25/16
- 21 at Raiders, 11/3/13
- 21 at Falcons, 9/18/11
- 21 vs. Redskins, 11/12/1990
- 21 vs. Patriots, 11/4/1973
- 21 at Redskins, 12/3/1967
- 21 vs. Chi. Cardinals (at Minneapolis), 10/25/1959
- 21 vs. NY Giants, 10/4/1959
- 21 vs. Redskins, 11/28/1954
- 21 vs. NY Bulldogs, 11/20/1949

Most Allowed in 3rd Quarter

- 28 vs. Redskins, 10/1/1955
- 23 at Giants, 10/21/1951

Most Scored Both Teams 3rd Quarter

- 42 vs. Redskins, 10/1/1955, (E-14, R-28)
- 35 at Redskins, 12/3/1967, (E-21, R-14)
- 34 at Redskins, 11/1/1942, (E-14, R-20)

Most Scored in 4th Quarter

- 28 at NY Giants, 12/19/2010
- 28 vs. Lions, 12/8/2013
- 26 at Saints, 1/3/1993
- 24 vs. Baltimore Colts, 11/15/1953
- 23 at 49ers, 10/12/2008

Most Allowed in 4th Quarter

- 28 vs. 49ers, 9/24/1989
- 28 vs. Vikings, 12/1/1985
- 28 vs. Chicago Cardinals, 12/7/1947
- 28 vs. Bears, 11/30/1941

Most Scored Both Teams 4th Quarter

- 42 vs. Chicago Cardinals, 12/7/1947, (E-14, C-28)
- 38 vs. 49ers, 9/24/1989, (E-10, S-28)
- 37 vs. NY Giants, 9/27/2017, (E-13, G-24)
- 37 at Arizona Cardinals, 11/24/1996, (E-17, A-20)

Most Scored in 2nd Half

- 35 at NY Giants, 12/19/2010
- 35 at St. Louis Cardinals, 11/8/1981
- 34 vs. Jaguars, 9/7/2014
- 34 vs. Lions, 12/8/2013
- 32 (three times) last vs. Falcons, 10/1/2000

Most Allowed in 2nd Half

- 49 vs. Bears, 11/30/1941
- 42 vs. Chicago Cardinals, 12/7/1947
- 34 at Oakland Raiders, 10/17/1971
- 31 (seven times) last at Broncos 9/29/13

Most Scored Both Teams 2nd Half

- 56 vs. Chicago Cardinals, 12/7/1947, (E-14, C-42)
- 52 at Vikings, 12/15/2013, (E-21, V-31)
- 52 vs. Redskins, 10/1/1955, (E-21, R-31)
- 50 vs. Lions, 12/30/1995, (E-20, D-30)
- 49 vs. Bears, 11/30/1941, (E-0, B-49)
- 49 vs. Redskins, 9/28/47, (E-21, R-28)

Most Decisive Victory

- 64 Eagles 64, Cincinnati Reds 0, 11/6/34
- 45 (three times) last vs. Boston Yanks (E-45, Y-0), 11/14/48

Most Decisive Loss

- 56 Giants 56, Eagles 0, 10/15/33
- 52 Giants 62, Eagles 10, 11/26/72

TOUCHDOWNS

Most Scored

- 10 vs. Cincinnati Reds, 11/6/34
- 8 at Redskins, 11/15/10
- 8 vs. Lions, 9/23/07

SINGLE-GAME TEAM RECORDS



8 at Cardinals, 10/25/53
8 vs. Rams, 10/7/50

Most Allowed

8 (three times) last at Giants, 11/26/72

Most Scored by Rushing

5 at Cowboys, 10/22/61
5 vs. Redskins, 10/23/49
5 at Redskins, 10/17/48
5 vs. Boston Yanks, 12/9/45

Most Allowed by Rushing

6 Packers, 11/11/62

Most by Passing

7 at Raiders, 11/3/13
7 at Redskins, 10/17/54

Most Allowed by Passing

5 (12 times) last at Lions, 11/26/15

KICKING

Most Field Goals Made

6 at Oilers, 11/12/72
5 (five times) last vs. Titans, 11/23/14

Most Field Goals Allowed

5 (seven times) last vs. Giants, 10/27/13

TOTAL YARDS

Most Yards Gained

592 at Redskins, 11/15/10 (332 passing, 260 rushing)
583 vs. 49ers, 9/18/05 (443 passing, 140 rushing)
582 at Browns, 11/7/65 (352 passing, 230 rushing)
575 vs. Redskins, 11/21/48 (199 passing, 376 rushing)
574 vs. Colts, 11/15/81 (339 passing, 235 rushing)

Fewest Yards Gained

23 at Lions, 9/20/35
54 vs. Packers, 11/11/62

Most Yards Allowed

652 at Cowboys, 10/9/66 (440 passing, 212 rushing)

Fewest Yards Allowed

29 vs. Brooklyn Dodgers, 12/3/44

FIRST DOWNS

Most, Total

34 vs. Saints 10/11/15
34 vs. Colts, 11/15/81
33 vs. Vikings, 11/11/01
32 vs. Cardinals, 11/27/08; at Redskins, 9/17/89; at Chicago Cardinals, 10/25/53; and at Redskins, 12/2/51

Most Allowed, Total

37 vs. Packers, 11/11/62

Fewest Allowed, Total

1 at NY Bulldogs, 9/22/49; vs. Brooklyn Dodgers, 10/1/39; at Browns, 12/3/50
2 vs. Brooklyn Dodgers, 11/11/34

Most by Rushing

25 at Redskins, 12/2/51

Most Allowed by Rushing

21 vs. Packers, 11/11/62 and vs. Browns, 12/13/59

Fewest Allowed by Rushing

0 (7 times) last vs. Cardinals, 11/27/08

Most by Passing

24 at Redskins, 9/17/89
22 at Redskins, 12/20/14
22 at Chargers, 11/15/09
22 at Chiefs, 10/2/05

Most Allowed by Passing

23 at Cowboys, 12/9/18

22 vs. Chargers, 9/15/13
22 at Cardinals, 12/13/64

Fewest Allowed by Passing

0 (8 times) last at Browns, 12/3/50

Most by Penalty

8 at Bears, 11/3/02
8 vs. Lions, 12/2/79

Most Allowed by Penalty

6 (seven times) last at Cowboys, 11/8/15

RUSHING

Most Attempts

64 at Redskins, 12/2/51
64 at Baltimore Colts, 10/15/50
64 vs. Los Angeles Rams, 11/6/49
64 at Redskins, 11/28/43

Most Attempts Allowed

67 at Lions, 9/20/35

Most Yards Gained

376 vs. Redskins, 11/21/48

Fewest Yards Gained

-36 at Bears, 11/19/39
-23 vs. Lions, 11/17/40

Most Yards Allowed

370 at Lions, 9/20/35

Fewest Yards Allowed

-33 vs. Brooklyn Dodgers, 10/2/43
-26 at Boston Yanks, 12/8/46
6 vs. Chicago Bears, 11/26/17
10 vs. Boston Yanks, 10/22/44
13 vs. Brooklyn Tigers, 12/3/44

PASSING

Most Attempts

62 at Cardinals, 10/26/14
62 at Bears, 10/2/89
61 vs. Titans, 11/19/06
60 at Bengals, 12/4/16
60 at Redskins, 12/1/40

Fewest Attempts

3 vs. Steelers, 12/1/46

Most Attempts Allowed

63 vs. Giants, 12/22/16
63 at 49ers, 11/25/02
58 at Jets, 9/27/15
57 at Giants, 12/17/17
57 at Patriots, 12/6/15

Fewest Attempts Allowed

0 at Browns, 12/3/50
1 at NY Bulldogs, 9/22/49; at Cardinals, 11/8/36

Most Completions

37 vs. Redskins, 12/26/15
37 at Redskins, 12/20/14
36 at Bengals, 12/4/16
36 at Falcons, 9/14/15
36 at Cardinals, 10/26/14

Fewest Completions

0 at Redskins, 10/18/36

Most Completions Allowed

42 at Cowboys, 12/9/18
38 vs. Giants, 12/22/16
37 at Giants, 12/17/17
37 vs. Vikings, 9/20/04
36 at 49ers, 11/25/02

SINGLE-GAME TEAM RECORDS



Fewest Completions Allowed

- 0 at Browns, 12/3/50
- 0 vs. NY Bulldogs, 9/22/49
- 0 at Chicago Cardinals, 11/8/36
- 0 vs. Brooklyn Dodgers, 11/29/36
- 0 vs. Cincinnati Reds, 11/6/34

Most Yards Gained (gross)

- 486 vs. Giants, 11/8/53
- 471 vs. Texans, 12/23/18

Fewest Yards Gained (gross)

- 0 at Boston Redskins, 10/18/36

Most Yards Allowed (gross)

- 455 at Cowboys, 12/9/18
- 447 at Cowboys, 10/9/66
- 446 vs. Lions, 9/23/07

Fewest Yards Allowed (gross)

- 0 at Browns, 12/3/50, at NY Bulldogs, 9/22/49, at Cardinals, 11/8/36, and vs. Cincinnati Reds, 11/6/34

PENALTIES

Most Penalties

- 19 vs. Oilers, 10/2/88
- 16 at Seahawks, 12/13/92
- 16 at Giants, 12/3/89

Fewest Penalties

- 0 many times; last vs. Cowboys, 11/11/18

Most Penalties by Opponent

- 22 vs. Bears, 11/26/44

Fewest Penalties by Opponent

- 0 many times; last at Jets, 10/14/07

Most Yards Penalized

- 191 at Seahawks, 12/13/92
- 171 vs. Saints, 11/23/03

Fewest Yards Penalized

- 0 many times; last vs. Cowboys, 11/11/18

Most Yards Opponent Penalized

- 170 vs. Bears, 11/26/44

Fewest Yards Opponent Penalized

- 0 many times; last at Jets, 10/14/07

Most Penalties, Both Teams

- 31 Eagles 19, Houston Oilers 12 (at Phil.), 10/2/88
- 28 Eagles 13, St. Louis Rams 15 (at StL), 12/18/05

Fewest Penalties, Both Teams

- 1 Eagles 1, Brooklyn Dodgers 0 (at Phil.), 10/1/39
- 1 Eagles 1, Chicago Cardinals 0 (at Chi.), 11/10/35
- 1 Eagles 1, Brooklyn Dodgers 0 (at Phil.), 11/11/34

Most Yards Penalized, Both Teams

- 272 Eagles 171, Saints 101 (at Phil.), 11/23/03
- 262 Eagles 157, Chicago Cardinals 105 (at Chi.), 11/30/52

Fewest Yards Penalized, Both Teams

- 5 Eagles 5, Pittsburgh Steelers 0 (at Phil.), 10/24/65
- 5 Eagles 5, Brooklyn Dodgers 0 (at Phil.), 10/1/39
- 5 Eagles 5, Chicago Cardinals 0 (at Chi.), 11/10/35
- 5 Eagles 5, Brooklyn Dodgers 0 (at Phil.), 11/11/34

FUMBLES

Most Committed

- 10 vs. Giants, 10/9/43

Most Lost

- 6 at Redskins, 11/6/55
- 6 at Boston Yanks, 12/8/46
- 6 vs. Steelers, 10/7/34

Most Committed by Opponent

- 8 Packers (at Phil.), 12/1/74
- 7 (six times) last by Giants (at NY), 12/28/02

Most Fumbles Lost by Opponent

- 6 Giants (at NY), 11/17/68
- 6 NY Bulldogs (at Phil.), 11/20/49
- 5 (six times) last by Oilers (at Hou.), 12/2/91

INTERCEPTIONS

Most Thrown

- 7 vs. Cowboys, 9/26/71
- 7 at Boston Redskins, 11/3/35
- 6 (six times) last vs. Cardinals, 10/21/56

Most Intercepted

- 9 at Steelers, 12/12/65
- 8 at Cardinals, 9/24/50
- 7 at Redskins, 12/21/75

TOTAL TURNOVERS

Most Committed

- 9 at Bears, 10/12/47

Most Forced by Defense

- 12 at Steelers, 12/12/65 (9 INTs, 3 fumble rec.)
- 12 at Cardinals, 9/24/50 (8 INTs, 4 fumble rec.)

PUNTS

Most Punts

- 15 at Giants, 12/6/87
- 12 vs. Giants, 12/12/54. at Packers, 11/2/52. vs. Redskins, 10/4/42

Fewest Punts

- 0 (four times) last vs. Colts, 11/15/81

PUNT RETURNS

Most Punt Returns

- 12 at Browns, 12/3/50

Most Punt Returns by Opponent

- 9 (five times) last at Cardinals, 12/24/05

Most Yards Punt Returns

- 148 at Boston Yanks, 12/8/46

Most Yards Punt Returns Allowed

- 147 vs. Cardinals, 10/2/66

KICKOFF RETURNS

Most Kickoff Returns

- 9 at Giants, 11/26/72
- 9 at Giants, 11/10/46

Most Kickoff Returns Allowed

- 9 (six times) last vs. Cardinals, 11/27/08

Most Yards Kickoff Returns

- 261 vs. Cowboys, 11/6/66
- 253 at Cardinals, 11/24/96
- 235 vs. Cardinals, 9/19/65

Most Yards Kickoff Returns by Opponent

- 256 at Browns, 11/7/65

SACKS

Most Sacks Recorded

- 11 at Cowboys, 9/15/91
- 10 vs. Lions, 9/23/07
- 9 vs. Panthers, 11/10/14
- 9 at Dolphins, 12/11/11
- 9 vs. Steelers, 9/21/08
- 9 at Falcons, 12/16/84

Most Sacks Allowed

- 12 at Giants, 9/30/07
- 11 vs. Bears, 10/4/87
- 11 at Raiders, 11/30/86
- 11 vs. Lions, 11/16/86
- 11 at Cardinals, 12/18/83

ALL-TIME TEAM HIGHS AND LOWS



EAGLES HIGHS

| | | |
|------|--------------------|----------|
| 64 | vs. Cin. | 11/6/34 |
| 10 | vs. Cin. | 11/6/34 |
| 5 | {4x} last at Dal. | 10/22/61 |
| 7 | {2x} last at Oak. | 11/3/13 |
| 7 | {2x} last at Hou. | 11/12/72 |
| 6 | at Hou. | 11/12/72 |
| 34 | {2x } last vs. NO | 10/11/15 |
| 25 | at Was. | 12/2/51 |
| 24 | at Was. | 9/17/89 |
| 592 | at Was. | 11/15/10 |
| 64 | {3x} last at Was. | 12/2/51 |
| 376 | vs. Was. | 11/21/48 |
| 462 | vs. Hou. | 12/23/18 |
| 12 | at NYG | 9/30/07 |
| 486 | vs. NYG | 11/8/53 |
| 62 | {2x} last at Ari. | 10/26/14 |
| 37 | last vs. Was. | 12/26/15 |
| 7 | {2x} last vs. Dal. | 9/26/71 |
| 9 | at Chi. | 10/12/47 |
| 10 | vs. NYG | 10/9/43 |
| 6 | {3x} last at Was. | 11/6/55 |
| 15 | at NYG | 12/6/87 |
| 60.0 | {2x} last at Min. | 10/28/62 |
| 19 | vs. Hou. | 10/2/88 |
| 191 | at Sea. | 12/13/92 |

CATEGORY

POINTS
TOUCHDOWNS
RUSHING TDS
PASSING TDS
FIELD GOALS ATTEMPTED
FIELD GOALS MADE
TOTAL FIRST DOWNS
RUSHING FIRST DOWNS
PASSING FIRST DOWNS
TOTAL NET YARDS
RUSHING ATTEMPTS
NET YARDS RUSHING
NET YARDS PASSING
QB SACKS ALLOWED
GROSS YARDS PASSING
PASS ATTEMPTS
PASS COMPLETIONS
INTERCEPTIONS THROWN
TOTAL TURNOVERS
FUMBLES BY
FUMBLES LOST
PUNTS
PUNTING AVERAGE
PENALTIES
YARDS PENALIZED

EAGLES LOWS

| | | |
|-----|---------------------|----------|
| 0 | last vs. Dal. | 12/31/17 |
| 0 | last vs. Dal. | 12/31/17 |
| 0 | last at Was. | 12/30/18 |
| 0 | last at LAR | 12/16/18 |
| 0 | last at NO | 11/18/18 |
| 0 | last at NO | 11/18/18 |
| 2 | {5x} last vs. Was. | 10/24/37 |
| 0 | {7x} last at Dal. | 10/9/05 |
| 0 | {2x} last vs. NYG | 10/5/57 |
| 23 | at Det. | 9/20/35 |
| 9 | {4x} last at Dal. | 10/9/05 |
| -36 | at Chi. | 11/19/39 |
| -13 | vs. NYG | 12/11/77 |
| 0 | last at LAR | 12/16/18 |
| 0 | at Boston Redskins | 10/18/36 |
| 3 | vs. Pit. | 12/1/46 |
| 0 | at Bos. | 10/18/36 |
| 0 | last at Dal. | 12/9/18 |
| 0 | last vs. NYG | 11/25/18 |
| 0 | last at LAR | 12/16/18 |
| 0 | last at Was. | 12/30/18 |
| 0 | last vs. Bal. | 11/15/81 |
| 0.0 | last vs. Bal. | 11/15/81 |
| 0 | {17x} last vs. Dal. | 11/11/18 |
| 0 | {17x} last vs. Dal. | 11/11/18 |

OPPONENTS HIGHS

| | | |
|------|-------------------------|----------|
| 62 | at NYG | 11/26/72 |
| 8 | {3x} last at NYG | 11/26/72 |
| 6 | vs. GB | 11/11/62 |
| 5 | {12x} last last at Det. | 11/26/15 |
| 7 | at NO | 11/30/69 |
| 5 | {7x} last vs. NYG | 10/27/13 |
| 37 | vs. GB | 11/11/62 |
| 21 | {2x} last vs. GB | 11/11/62 |
| 23 | at Dal | 12/9/18 |
| 652 | at Dal. | 10/9/66 |
| 67 | at Det. | 9/20/35 |
| 370 | at Det. | 9/20/35 |
| 440 | at Dal. | 10/9/66 |
| 11 | at Dal. | 9/15/91 |
| 455 | at Dal. | 12/9/18 |
| 63 | at SF | 11/25/02 |
| 42 | at Dal. | 12/9/18 |
| 9 | at Pit. | 12/12/65 |
| 12 | {2x} last at Pit. | 12/12/65 |
| 8 | vs. GB | 12/1/74 |
| 6 | {2x} last at NYG | 11/17/68 |
| 15 | at Was. | 11/5/39 |
| 69.0 | at Was. | 12/27/03 |
| 22 | vs. Chi. | 11/26/44 |
| 170 | vs. Chi. | 11/26/44 |

CATEGORY

POINTS
TOUCHDOWNS
RUSHING TDS
PASSING TDS
FIELD GOALS ATTEMPTED
FIELD GOALS MADE
TOTAL FIRST DOWNS
RUSHING FIRST DOWNS
PASSING FIRST DOWNS
TOTAL NET YARDS
RUSHING ATTEMPTS
NET YARDS RUSHING
NET YARDS PASSING
QB SACKS ALLOWED
GROSS YARDS PASSING
PASS ATTEMPTS
PASS COMPLETIONS
INTERCEPTIONS THROWN
TOTAL TURNOVERS
FUMBLES BY
FUMBLES LOST
PUNTS
PUNTING AVERAGE
PENALTIES
YARDS PENALIZED

OPPONENTS LOWS

| | | |
|-----|--------------------|----------|
| 0 | last at Was. | 12/30/18 |
| 0 | last at Was. | 12/30/18 |
| 0 | last at Was. | 12/30/18 |
| 0 | last at Was. | 12/30/18 |
| 0 | last at Was. | 12/30/18 |
| 0 | last vs. Car. | 10/21/18 |
| 1 | {3x} last at Cle. | 12/3/50 |
| 0 | {6x} last vs. Ari. | 11/27/08 |
| 0 | {8x} last at Cle. | 12/3/50 |
| 29 | vs. Brooklyn | 12/3/44 |
| 10 | {2x} last vs. Ari. | 11/27/08 |
| -33 | vs. Brooklyn | 10/2/43 |
| | NA | |
| 0 | last vs. NYG | 9/24/17 |
| 0 | {4x} last at Cle. | 12/3/50 |
| 0 | at Cle. | 12/3/50 |
| 0 | {5x} last at Cle. | 12/3/50 |
| 0 | last vs. Hou. | 12/23/18 |
| 0 | last at NO | 11/18/18 |
| 0 | last at NO | 11/18/18 |
| 0 | last at Was. | 12/30/18 |
| 0 | last at Pit. | 11/7/04 |
| | NA | |
| 0 | {11x} last at NYJ | 10/14/07 |
| 0 | {11x} last at NYJ | 10/14/07 |

ALL-TIME PLAYOFF RESULTS



| <u>Date</u> | <u>Playoff</u> | <u>Opponent</u> | <u>Result</u> | <u>Site</u> | <u>Attendance</u> | <u>Head Coach</u> |
|---------------------|------------------|----------------------|---------------|---------------|-------------------|-------------------|
| Sun., Dec. 21, 1947 | NFL Divisional | Pittsburgh Steelers | W 21-0 | Pittsburgh | 35,729 | Greasy Neale |
| Sun., Dec. 28, 1947 | NFL Championship | Chicago Cardinals | L 21-28 | Chicago | 30,759 | Greasy Neale |
| Sun., Dec. 19, 1948 | NFL Championship | Chicago Cardinals | W 7-0 | Philadelphia | 36,309 | Greasy Neale |
| Sun., Dec. 18, 1949 | NFL Championship | Los Angeles Rams | W 14-0 | Los Angeles | 27,980 | Greasy Neale |
| Mon., Dec. 26, 1960 | NFL Championship | Green Bay Packers | W 17-13 | Philadelphia | 67,325 | Buck Shaw |
| Sun., Dec. 24, 1978 | NFC Wild Card | Atlanta Falcons | L 13-14 | Atlanta | 49,447 | Dick Vermeil |
| Sun., Dec. 23, 1979 | NFC Wild Card | Chicago Bears | W 27-17 | Philadelphia | 69,397 | Dick Vermeil |
| Sat., Dec. 29, 1979 | NFC Divisional | Tampa Bay Buccaneers | L 17-24 | Tampa Bay | 71,402 | Dick Vermeil |
| Sat., Jan. 3, 1981 | NFC Divisional | Minnesota Vikings | W 31-16 | Philadelphia | 68,434 | Dick Vermeil |
| Sun., Jan. 11, 1981 | NFC Championship | Dallas Cowboys | W 20-7 | Philadelphia | 70,696 | Dick Vermeil |
| Sun., Jan. 25, 1981 | Super Bowl 15 | Oakland Raiders | L 10-27 | New Orleans | 75,500 | Dick Vermeil |
| Sun., Dec. 27, 1981 | NFC Wild Card | New York Giants | L 21-27 | Philadelphia | 71,611 | Dick Vermeil |
| Sat., Dec. 31, 1988 | NFC Divisional | Chicago Bears | L 12-20 | Chicago | 65,534 | Buddy Ryan |
| Sun., Dec. 31, 1989 | NFC Wild Card | Los Angeles Rams | L 7-21 | Philadelphia | 57,869 | Buddy Ryan |
| Sat., Jan. 5, 1991 | NFC Wild Card | Washington Redskins | L 6-20 | Philadelphia | 65,287 | Buddy Ryan |
| Sun., Jan. 3, 1993 | NFC Wild Card | New Orleans Saints | W 36-20 | New Orleans | 68,893 | Rich Kotite |
| Sun., Jan. 10, 1993 | NFC Divisional | Dallas Cowboys | L 10-34 | Dallas | 63,721 | Rich Kotite |
| Sat., Dec. 30, 1995 | NFC Wild Card | Detroit Lions | W 58-37 | Philadelphia | 66,099 | Ray Rhodes |
| Sun., Jan. 7, 1996 | NFC Divisional | Dallas Cowboys | L 11-30 | Dallas | 64,371 | Ray Rhodes |
| Sun., Dec. 29, 1996 | NFC Wild Card | San Francisco 49ers | L 0-14 | San Francisco | 56,460 | Ray Rhodes |
| Sun., Dec. 31, 2000 | NFC Wild Card | Tampa Bay Buccaneers | W 21-3 | Philadelphia | 65,813 | Andy Reid |
| Sun., Jan. 7, 2001 | NFC Divisional | New York Giants | L 10-20 | New York | 78,765 | Andy Reid |
| Sat., Jan. 12, 2002 | NFC Wild Card | Tampa Bay Buccaneers | W 31-9 | Philadelphia | 65,847 | Andy Reid |
| Sat., Jan. 19, 2002 | NFC Divisional | Chicago Bears | W 33-19 | Chicago | 66,944 | Andy Reid |
| Sun., Jan. 27, 2002 | NFC Championship | St. Louis Rams | L 24-29 | St. Louis | 66,502 | Andy Reid |
| Sat., Jan. 11, 2003 | NFC Divisional | Atlanta Falcons | W 20-6 | Philadelphia | 66,452 | Andy Reid |
| Sun., Jan. 19, 2003 | NFC Championship | Tampa Bay Buccaneers | L 10-27 | Philadelphia | 66,713 | Andy Reid |
| Sun., Jan. 11, 2004 | NFC Divisional | Green Bay Packers | W 20-17 ot | Philadelphia | 67,707 | Andy Reid |
| Sun., Jan. 18, 2004 | NFC Championship | Carolina Panthers | L 3-14 | Philadelphia | 67,862 | Andy Reid |
| Sun., Jan. 16, 2005 | NFC Divisional | Minnesota Vikings | W 27-14 | Philadelphia | 67,722 | Andy Reid |
| Sun., Jan. 23, 2005 | NFC Championship | Atlanta Falcons | W 27-10 | Philadelphia | 67,717 | Andy Reid |
| Sun., Feb. 6, 2005 | Super Bowl 39 | New England Patriots | L 21-24 | Jacksonville | 78,125 | Andy Reid |
| Sun., Jan. 7, 2007 | NFC Wild Card | New York Giants | W 23-20 | Philadelphia | 69,094 | Andy Reid |
| Sat., Jan. 13, 2007 | NFC Divisional | New Orleans Saints | L 24-27 | New Orleans | 70,001 | Andy Reid |
| Sun., Jan. 4, 2009 | NFC Wild Card | Minnesota Vikings | W 26-14 | Minneapolis | 61,746 | Andy Reid |
| Sun., Jan. 11, 2009 | NFC Divisional | New York Giants | W 23-11 | New York | 79,193 | Andy Reid |
| Sun., Jan. 18, 2009 | NFC Championship | Arizona Cardinals | L 25-32 | Glendale | 70,650 | Andy Reid |
| Sat., Jan. 9, 2010 | NFC Wild Card | Dallas Cowboys | L 14-34 | Dallas | 92,951 | Andy Reid |
| Sun., Jan. 9, 2011 | NFC Wild Card | Green Bay Packers | L 16-21 | Philadelphia | 69,144 | Andy Reid |
| Sat., Jan. 4, 2014 | NFC Wild Card | New Orleans Saints | L 24-26 | Philadelphia | 69,144 | Chip Kelly |
| Sat., Jan. 13, 2018 | NFC Divisional | Atlanta Falcons | W 15-10 | Philadelphia | 69,596 | Doug Pederson |
| Sun., Jan. 21, 2018 | NFC Championship | Minnesota Vikings | W 38-7 | Philadelphia | 69,596 | Doug Pederson |
| Sun., Feb. 4, 2018 | Super Bowl | New England Patriots | W 41-33 | Minneapolis | 67,612 | Doug Pederson |
| Sun., Jan. 6, 2019 | NFC Wild Card | Chicago Bears | W 16-15 | Chicago | 62,462 | Doug Pederson |
| Sun., Jan. 13, 2019 | NFC Divisional | New Orleans Saints | L 14-20 | New Orleans | 73,027 | Doug Pederson |

PLAYOFF GAME BREAKDOWN

| | |
|---------------------------------|---------|
| Overall Record | 23-22 |
| Home | 15-7 |
| Road | 7-13 |
| Super Bowl | 1-2 |
| NFL Championship | 3-1 |
| NFC Championship | 3-4 |
| NFC Divisional | 8-7 |
| NFC Wild Card | 8-8 |
| Overtime | 1-0 |
| Points Scored-Allowed | 905-831 |

ALL-TIME INDIVIDUAL PLAYOFF RECORDS



SERVICE

Most Games Played (Starts), Career

| | | |
|------|--------------------|---------|
| 1. | David Akers | 19 (0) |
| 2. | Brian Dawkins | 18 (18) |
| 3t. | Jon Runyan | 17 (17) |
| | Tra Thomas | 17 (17) |
| 5. | Donovan McNabb | 16 (16) |
| 6t. | Koy Detmer | 13 (0) |
| | Sheldon Brown | 13 (10) |
| 8t. | Quintin Mikell | 12 (5) |
| | Mike Bartrum | 12 (0) |
| | Todd Pinkston | 12 (10) |
| | Corey Simon | 12 (12) |
| | Bobby Taylor | 12 (12) |
| | Darwin Walker | 12 (9) |
| 14t. | Jeremiah Trotter | 11 (11) |
| | Brian Westbrook | 11 (8) |
| | Chad Lewis | 11 (10) |
| | Jermame Mayberry | 11 (10) |
| 18t. | Correll Buckhalter | 10 (0) |
| | Hugh Douglas | 10 (7) |
| | Hank Fraley | 10 (10) |
| | Freddie Mitchell | 10 (3) |

SCORING

Most Points, Career

| | |
|-----|------------------------------|
| 134 | David Akers (19 games) |
| 36 | Brian Westbrook (11 games) |
| 36 | Harold Carmichael (7 games) |
| 36 | Tony Franklin (6 games) |
| 36 | Wilbert Montgomery (7 games) |

Most Points, Game

| | |
|----|--|
| 16 | Gary Anderson (12/30/95 vs. Lions) NFC-WC |
| 15 | David Akers (1/19/02 at Bears) NFC-D |
| 14 | David Akers (1/4/09 at Vikings) NFC-WC |
| 12 | (11 times) last by Alshon Jeffery (1/21/18 vs. Vikings) NFC-C |

Most Touchdowns, Career

| | |
|---|--|
| 6 | Brian Westbrook (11 games) |
| 6 | Harold Carmichael (7 games) |
| 6 | Wilbert Montgomery (7 games) |
| 5 | Duce Staley (7 games) |
| 4 | Donovan McNabb (16 games) |
| 3 | Alshon Jeffery (5 games) , LeGarrette Blount (3 games), Steve Van Buren (4 games), Fred Barnett (5 games), Brent Celek (9 games), Chad Lewis (11 games) |

Most Touchdowns, Game

| | |
|---|--|
| 2 | (10 times) last by Alshon Jeffery (1/21/18 vs. Vikings) NFC-C |
|---|--|

Most Points After Touchdown, Career

| | |
|----|-------------------------|
| 41 | David Akers (19 games) |
| 15 | Tony Franklin (6 games) |

Most Points After Touchdown, Game

| | |
|---|---|
| 7 | Gary Anderson (12/30/95 vs. Lions) NFC-WC |
| 5 | Jake Elliott (1/21/18 vs. Vikings) NFC-C |
| 4 | (3 times) last by David Akers (1/12/02 vs. Bucs) NFC-WC |

Most Field Goals, Career

| | |
|----|-------------------------------|
| 31 | David Akers (19 games) |
| 8 | Jake Elliott (5 games) |
| 7 | Tony Franklin (6 games) |
| 5 | Roger Ruzek (4 games) |

Most Field Goals, Game

| | |
|---|---|
| 4 | David Akers (1/4/09 at Vikings) NFC-WC |
| 4 | David Akers (1/19/02 at Bears) NFC-D |
| 4 | Luis Zendejas (12/31/88 at Bears) NFC-D |
| 3 | Jake Elliott (2/4/18 vs. Patriots) SB52 |
| 3 | Jake Elliott (1/13/18 vs. Falcons) NFC-D |
| 3 | David Akers (1/11/09 at Giants) NFC-D |
| 3 | David Akers (1/7/07 vs. Giants) NFC-WC |
| 3 | Gary Anderson (12/30/95 vs. Lions) NFC-WC |

Longest Field Goals

| | |
|----|---|
| 53 | Jake Elliott (1/13/18 vs. Falcons) NFC-D |
| 51 | David Akers (1/4/09 at Vikings) NFC-WC |
| 48 | David Akers (1/7/07 vs. Giants) NFC-WC |
| 46 | Jake Elliott (2/4/18 vs. Patriots) SB52 |
| 46 | David Akers (1/27/02 at Rams) NFC-C |
| 46 | David Akers (1/19/02 at Bears) NFC-D |
| 45 | David Akers (1/18/09 at Cardinals) NFC-C |
| 45 | David Akers (1/4/09 at Vikings) NFC-WC |

PASSING

Most Passes Attempted, Career

| | |
|-----|------------------------------|
| 577 | Donovan McNabb (16 games) |
| 226 | Ron Jaworski (7 games) |
| 214 | Randall Cunningham (7 games) |
| 210 | Nick Foles (6 games) |

Most Passes Attempted, Game

| | |
|----|---|
| 54 | Randall Cunningham (12/31/88 at Bears) NFC-D |
| 51 | Donovan McNabb (2/6/05 vs. Patriots) SB39 |
| 49 | Donovan McNabb (1/19/03 vs. Buccaneers) NFC-C |
| 47 | Donovan McNabb (1/18/09 at Cardinals) NFC-C |

Most Passes Completed, Career

| | |
|-----|------------------------------|
| 341 | Donovan McNabb (16 games) |
| 143 | Nick Foles (6 games) |
| 113 | Randall Cunningham (7 games) |
| 103 | Ron Jaworski (7 games) |

Most Passes Completed, Game

| | |
|----|---|
| 30 | Donovan McNabb (2/6/05 vs. Patriots) SB39 |
| 28 | Nick Foles (2/4/18 vs. Patriots) SB52 |
| 28 | Donovan McNabb (1/18/09 at Cardinals) NFC-CG |
| 27 | Randall Cunningham (12/31/88 at Bears) NFC-D |
| 27 | Tommy Thompson (12/28/47 at Chicago Cardinals) NFL-CG |

Most Yards Gained, Career

| | |
|-------|------------------------------|
| 3,752 | Donovan McNabb (16 games) |
| 1,633 | Nick Foles (6 games) |
| 1,390 | Randall Cunningham (7 games) |
| 1,319 | Ron Jaworski (7 games) |

Most Yards Gained, Game

| | |
|-----|--|
| 407 | Randall Cunningham (12/31/88 at Bears) NFC-D |
| 375 | Donovan McNabb (1/18/09 at Cardinals) NFC-CG |
| 373 | Nick Foles (2/4/18 vs. Patriots) SB52 |
| 357 | Donovan McNabb (2/6/05 vs. Patriots) SB39 |
| 352 | Nick Foles (1/21/18 vs. Vikings) NFC-CG |

Most Touchdown Passes, Career

| | |
|----|---------------------------|
| 24 | Donovan McNabb (16 games) |
| 11 | Nick Foles (6 games) |
| 9 | Ron Jaworski (7 games) |
| 4 | Tommy Thompson (4 games) |



Most Touchdown Passes, Game

- 3 Nick Foles (2/4/18 vs. Patriots) SB52
- 3 Nick Foles (1/21/18 vs. Vikings) NFC-CG
- 3 Donovan McNabb (1/18/09 at Cardinals) NFC-CG
- 3 Donovan McNabb (2/6/05 vs. Patriots) SB39
- 3 Rodney Peete (12/30/95 vs. Lions) NFC-WC
- 3 Ron Jaworski (12/23/79 vs. Bears) NFC-WC

Longest Pass Play

- 76t Michael Vick to Jeremy Maclin (1/9/10 at Cowboys) NFC-WC
- 75t Jeff Garcia to Donté Stallworth (1/13/07 at Saints) NFC-D
- 71t Donovan McNabb to Brian Westbrook (1/4/09 at Vikings) NFC-WC
- 66 Randall Cunningham to Keith Jackson (1/5/91 vs. Redskins) NFC-WC
- 65 Randall Cunningham to Keith Jackson (12/31/88 at Bears) NFC-D

RUSHING

Most Attempts, Career

- 141 Wilbert Montgomery (7 games)
- 129 Brian Westbrook (11 games)
- 93 Duce Staley (7 games)
- 93 Steve Van Buren (4 games)
- 72 Donovan McNabb (16 games)

Most Attempts, Game

- 31 Steve Van Buren (12/18/49 at LA Rams) NFL-CG
- 26 (4 times) last by Montgomery (1/11/81 vs. Cowboys) NFC-CG
- 22 Chris Warren (12/31/00 vs. Buccaneers) NFC-WC

Longest Run From Scrimmage

- 62t Brian Westbrook (1/13/07 at Saints) NFC-D
- 55 Wilbert Montgomery (1/11/81 vs. Cowboys) NFC-CG
- 49t Brian Westbrook (1/7/07 vs. Giants) NFC-WC
- 49 Steve Van Buren (12/18/49 at LA Rams) NFL-CG
- 42 Wilbert Montgomery (1/11/81 vs. Cowboys) NFC-CG

Most Yards Gained, Career

- 591 Brian Westbrook (11 games)
- 518 Wilbert Montgomery (7 games)
- 422 Donovan McNabb (16 games)
- 384 Duce Staley (7 games)
- 365 Steve Van Buren (4 games)

Most Yards Gained, Game (includes all 100-yard performances)

- 196 Steve Van Buren (12/18/49 at LA Rams) NFL-CG
- 194 Wilbert Montgomery (1/11/81 vs. Cowboys) NFC-CG
- 141 Brian Westbrook (1/7/07 vs. Giants) NFC-WC
- 116 Brian Westbrook (1/13/07 at Saints) NFC-D
- 107 Donovan McNabb (1/11/04 vs. Packers) NFC-D
- 105 Heath Sherman (1/3/93 at Saints) NFC-WC

Most Touchdowns Rushing, Career

- 6 Wilbert Montgomery (7 games)
- 4 Donovan McNabb (16 games)
- 3 LeGarrette Blount (3 games)
- 3 Brian Westbrook (11 games)
- 2 Steve Van Buren (4 games)
- 2 Duce Staley (7 games)

Most Touchdowns, Game

- 2 Brian Westbrook (1/13/07 at Saints) NFC-D
- 2 Wilbert Montgomery (12/27/81 vs. Giants) NFC WC
- 2 Wilbert Montgomery (1/3/81 vs. Vikings) NFC-D

RECEIVING

Most Receptions, Career

- 38 Chad Lewis (11 games)
- 35 Duce Staley (7 games)
- 33 Brian Westbrook (11 games)
- 32 Todd Pinkston (12 games)
- 31 Zach Ertz (6 games)**

Most Receptions, Game

- 10 Brent Celek (1/18/09 at Cardinals) NFC-CG
- 9 Nelson Agholor (2/4/18 vs. Patriots) SB52**
- 9 Terrell Owens (2/6/05 vs. Patriots) SB39
- 9 Keith Byars (12/31/89 vs. LA Rams) NFC-WC and (12/31/88 at Bears) NFC-D
- 8 Zach Ertz (1/21/18 vs. Vikings) NFC-CG**
- 8 Duce Staley (1/27/02 at Rams) NFC-CG
- 8 Fred Barnett (12/30/95 vs. Lions) NFC-WC
- 8 Jack Ferrante (12/28/47 at Chicago Cardinals) NFL-CG

Most Yards Gained, Career

- 465 Harold Carmichael (7 games)
- 433 Todd Pinkston (12 games)
- 409 Chad Lewis (11 games)
- 364 Alshon Jeffery (5 games)**
- 334 Brian Westbrook (11 games)

Most Yards Gained, Game (includes all 100-yard performances)

- 146 Jeremy Maclin (1/9/10 at Cowboys) NFC WC
- 142 Keith Jackson (12/31/88 at Bears) NFC-D
- 122 Kevin Curtis (1/18/09 at Cardinals) NFC-C
- 122 Terrell Owens (2/6/05 vs. Patriots) SB39
- 116 Keith Jackson (1/5/91 vs. Redskins) NFC-WC
- 111 Harold Carmichael (12/23/79 vs. Bears) NFC-WC
- 100 Corey Clement (2/4/18 vs. Patriots) SB52**

Most Touchdowns, Career

- 6 Harold Carmichael (7 games)
- 3 Alshon Jeffery (5 games)**
- 3 Brent Celek (9 games)
- 3 Brian Westbrook (11 games)
- 3 Fred Barnett (5 games)
- 3 Chad Lewis (11 games)
- 3 Duce Staley (7 games)

Most Touchdowns, Game

- 2 Alshon Jeffery (1/21/18 vs. Vikings) NFC-CG**
- 2 Brent Celek (1/18/09 at Cardinals) NFC-CG
- 2 Chad Lewis (1/23/05 vs. Falcons) NFC-C
- 2 Fred Barnett (1/3/93 at Saints) NFC-WC
- 2 Harold Carmichael (12/23/79 vs. Bears) NFC-WC



INTERCEPTIONS

Most Interceptions, Career

- 5 Herman Edwards (7 games)
- 4 Brian Dawkins (18 games)
- 3 Damon Moore (5 games), Eric Allen (5 games), Seth Joyner (5 games), Roynell Young (5 games)

Most Interceptions, Game

- 2 Damon Moore (1/12/02 vs. Buccaneers) NFC-WC
- 2 Eric Allen (1/3/93 at Saints) NFC-WC
- 2 Herman Edwards (1/3/81 vs. Vikings) NFC-D
- 2 Roynell Young (1/3/81 vs. Vikings) NFC-D

Longest Interception Return

- 59t Damon Moore (1/12/02 vs. Buccaneers) NFC-WC
- 50t Patrick Robinson (1/21/18 vs. Vikings) NFC-CG
- 44t Asante Samuel (1/4/09 at Vikings) NFC-WC
- 39t Bobby Taylor (1/11/03 vs. Falcons) NFC-D
- 37 Jerry Robinson (12/29/79 at Buccaneers) NFC-D

Most Interception Return Yards, Career

- 77 Damon Moore (5 games)
- 75 Brian Dawkins (18 games)
- 69 Asante Samuel (5 games)

Most Interception Return Yards, Game

- 59 Damon Moore (1/12/02 vs. Buccaneers) NFC-WC
- 50 Patrick Robinson (1/21/18 vs. Vikings) NFC-CG
- 44 Asante Samuel (1/4/09 at Vikings) NFC-WC
- 39 Bobby Taylor (1/11/03 vs. Falcons) NFC-D

SACKS

Most Sacks, Career

- 4.0 Derrick Burgess (6 games)
- 4.0 Hugh Douglas (10 games)
- 4.0 Reggie White (5 games)
- 3.5 Brandon Graham (6 games)**

Most Sacks, Game

- 2.0 Darwin Walker (1/13/07 at Saints) NFC-D
- 2.0 Derrick Burgess (1/23/05 vs. Falcons) NFC-C
- 2.0 Hugh Douglas (12/31/00 vs. Buccaneers) NFC-WC

NFC-WC: NFC Wild Card, **NFC-D:** NFC Divisional Playoff, **NFL-D:** NFL Divisional Playoff, **NFL-CG:** NFL Championship, **NFC-CG:** NFC Championship, **SB:** Super Bowl, * denotes NFL playoff record, # denotes ties NFL playoff record

PUNT RETURNS

Most Punt Returns, Career

- 16 Brian Mitchell (7 games)
- 13 John Sciarra (7 games)

Most Punt Returns, Game

- 6 John Sciarra (1/11/81 vs. Cowboys) NFC-CG
- 5 DeSean Jackson (1/4/09 at Vikings) NFC-WC**
- 4 (7 times) last by Reno Mahe (1/11/04 vs. Packers) NFC-D

Most Yards on Punt Returns, Career

- 174 DeSean Jackson (6 games)**
- 135 Brian Mitchell (7 games)
- 130 John Sciarra (7 games)

Most Yards on Punt Returns, Game

- 109 DeSean Jackson (1/4/09 at Vikings) NFC-WC**
- 101 Bosh Pritchard (12/21/47 at Steelers) NFL-D
- 69 John Sciarra (1/11/81 vs. Cowboys) NFC-CG

Longest Punt Return

- 79t Bosh Pritchard (12/21/47 at Steelers) NFL-D
- 62 DeSean Jackson (1/4/09 at Vikings) NFC-WC**
- 34 Wally Henry (12/23/79 vs. Bears) NFC-WC

KICKOFF RETURNS

Most Kickoff Returns, Career

- 22 Brian Mitchell (7 games)
- 11 Billy Campfield (7 games)

Most Kickoff Returns, Game

- 6 Brian Mitchell (1/27/02 at StL Rams) NFC-CG
- 5 (seven times) last by Brad Smith (1/4/14 vs. Saints) NFC-WC

Most Yards, Career

- 522 Brian Mitchell (7 games)
- 201 Billy Campfield (7 games)

Most Yards, Game

- 128 Brian Mitchell (1/27/02 at StL Rams) NFC-CG
- 125 (three times) last by James Thrash (1/11/04 vs. Packers) NFC-D

Longest Kickoff Return

- 70 Brian Mitchell (1/19/03 vs. Buccaneers) NFC-CG
- 58 Ted Dean (12/26/60 vs. Packers) NFL-CG

ALL-TIME TEAM PLAYOFF RECORDS



SCORING

Most Points, Game

- 58 vs. Lions (12/30/95) NFC-WC
- 41 vs. Patriots (2/4/18) SB52
- 38 vs. Vikings (1/21/18) NFC-CG
- 36 at Saints (1/3/93) NFC-WC

Most Points, Both Teams, Game

- 95 vs. Lions (12/30/95) NFC-WC; Eagles 58, Lions 37
- 74 vs. Patriots (2/4/18) SB52; Eagles 41, Patriots 33
- 57 at Cardinals (1/18/09) NFC-CG; Eagles 25, Cardinals 32
- 56 at Saints (1/3/93) NFC-WC; Eagles 36, Saints 20

Fewest Points, Both Teams, Game

- 7 vs. Chicago Cardinals (12/19/48) NFL-CG; Eagles 7, Cardinals 0
- 14 at 49ers (12/29/96) NFC-WC; 49ers 14, Eagles 0
- 14 at LA Rams (12/18/49) NFL-CG; Eagles 14, Rams 0

Largest Margin of Victory, Game

- 31 vs. Vikings (1/21/18) NFC-CG; Eagles 38, Vikings 7
- 22 vs. Buccaneers (1/12/02) NFC-WC; Eagles 31, Buccaneers 9
- 21 (twice) vs. Lions (12/30/95) NFC-WC; Eagles 58, Lions 37 & at Steelers (12/21/47) NFL-D; Eagles 21, Steelers 0

TOUCHDOWNS

Most Touchdowns, Game

- 7 vs. Lions (12/30/95) NFC-WC
- 5 vs. Patriots (2/4/18) SB52
- 5 vs. Vikings (1/21/18) NFC-CG
- 4 (three times) last vs. Bucs (1/12/02) NFC-WC

Most Touchdowns, Both Teams, Game

- 12 vs. Lions (12/30/95) NFC-WC; Eagles 7, Lions 5
- 9 vs. Patriots (2/4/18) SB52; Eagles 5, Patriots 4
- 7 (three times) last at Cardinals (1/18/09) NFC-C; Cardinals 4, Eagles 3

Fewest Touchdowns, Both Teams, Game

- 1 vs. Chicago Cardinals (12/19/48) NFL-CG; Eagles 1, Cardinals 0
- 2 (8 times) last vs. Falcons (1/13/18) NFC-D; Eagles 1, Falcons 1

FIELD GOALS

Most Field Goals, Game

- 4 at Vikings (1/4/09) NFC-WC
- 4 at Bears (1/19/02) NFC-D
- 4 at Bears (12/31/88) NFC-D

Most Field Goals, Both Teams, Game

- 6 at Giants (1/11/09) NFC-D
- 6 at Bears (12/31/88) NFC-D; Eagles 4, Bears 2
- 5 vs. Patriots (2/4/18) SB52; Eagles 3, Patriots 2
- 5 vs. Saints (1/4/14) NFC-WC; Eagles 1, Saints 4
- 5 vs. Giants (1/7/07) NFC-WC; Eagles 3, Giants 2
- 5 at Bears (1/19/02) NFC-D; Eagles 4, Bears 1

Most Field Goals Attempted, Game

- 5 at Bears (12/31/88) NFC-D
- 4 at Vikings (1/4/09) NFC-WC
- 4 at Bears (1/19/02) NFC-D
- 4 vs. Lions (12/30/95) NFC-WC

Most FGs Attempted, Both Teams, Game

- 9 at Bears (12/31/88) NFC-D; Eagles 5, Bears 4
- 8 at Giants (1/11/09) NFC-D; Eagles 3, Giants 5
- 6 vs. Patriots (2/4/18) SB52; Eagles 3, Patriots 3
- 6 vs. Saints (1/4/14) NFC-WC; Eagles 2, Saints 4
- 6 vs. Falcons (1/11/03) NFC-D; Eagles 3, Falcons 3

FIRST DOWNS

Most First Downs, Game

- 27 vs. Vikings (1/21/18) NFC-CG
- 25 vs. Patriots (2/4/18) SB52
- 24 vs. Patriots (2/6/05) SB39
- 24 vs. Vikings (1/3/81) NFL-D
- 23 vs. Vikings (1/16/05) NFC-D

Fewest First Downs, Game

- 11 at Giants (1/7/01) NFC-D
- 12 at Cowboys (1/10/93) NFC-D

Most First Downs, Both Teams, Game

- 54 vs. Patriots (2/4/18) SB52; Patriots 29, Eagles 25
- 49 vs. Vikings (1/21/18) NFC-CG; Eagles 27, Vikings 22
- 48 vs. Lions (12/30/95) NFC-WC; Lions 26, Eagles 22
- 45 vs. Patriots (2/6/05) SB39; Eagles 24, Patriots 21

Fewest First Downs, Both Teams, Game

- 24 (three times) last at LA Rams (12/18/49) NFL-CG; Eagles 17, Rams 7

Most First Downs, Rushing, Game

- 16 vs. Chicago Cardinals (12/19/48) NFL-CG
- 13 vs. Cowboys (1/11/81) NFC-CG

Fewest First Downs, Rushing, Game

- 0 at Cowboys (1/9/10) NFC-WC
- 1 at Bears (12/31/88) NFC-D
- 2 (three times) last at Saints (1/13/19) NFC-D

Most First Downs, Passing, Game

- 21 at Bears (12/31/88) NFC-D
- 19 vs. Patriots (2/4/18) SB52
- 19 vs. Vikings (1/21/18) NFC-CG
- 18 vs. Patriots (2/6/05) SB39

Fewest First Downs, Passing, Game

- 0 vs. Chicago Cardinals (12/19/48) NFL-CG
- 4 at LA Rams (12/18/49) NFL-CG

TOTAL NET YARDS

Most Yards Gained, Game

- 538 vs. Patriots (2/4/18) SB52
- 456 vs. Vikings (1/21/18) NFC-CG
- 454 at Cardinals (1/18/09) NFC-CG
- 452 vs. Lions (12/30/95) NFC-WC
- 430 at Bears (12/31/88) NFC-D

Fewest Yards Gained, Game

- 178 at Cowboys (1/10/93) NFC-D
- 186 at Giants (1/7/01) NFC-D

RUSHING

Most Attempts, Game

- 61 at LA Rams (12/18/49) NFL-CG
- 57 vs. Chicago Cardinals (12/19/48) NFL-CG
- 52 at Steelers (12/21/47) NFL-D

Fewest Attempts, Game

- 13 at Cowboys (1/9/10) NFC-WC
- 14 at Giants (1/7/01) NFC-D
- 16 at Bears (12/31/88) NFC-D
- 16 at Saints (1/13/19) NFC-D

Most Yards Gained, Game

- 274 at LA Rams (12/18/49) NFL-CG
- 263 vs. Cowboys (1/11/81) NFC-CG
- 225 vs. Chicago Cardinals (12/19/48) NFL-CG

Fewest Yards Gained, Game

- 42 at Bears (1/6/19) NFC-WC
- 45 vs. Patriots (2/6/05) SB39

Most Touchdowns, Game

- 3 vs. Vikings (1/3/81) NFC-D
- 2 (six times) last at Saints (1/13/07) NFC-D

ALL-TIME TEAM PLAYOFF RECORDS



PASSING

Most Attempts, Game

- 55 at Bears (12/31/88) NFC-D
- 51 vs. Patriots (2/6/05) SB39

Fewest Attempts, Game

- 9 at LA Rams (12/18/49) NFL-CG
- 12 vs. Chicago Cardinals (12/19/48) NFL-CG

Most Completions, Game

- 30 vs. Patriots (2/6/05) SB39
- 29 vs. Patriots (2/4/18) SB52
- 28 at Cardinals (1/18/09) NFC-CG
- 27 at Bears (12/31/88) NFC-CG
- 27 at Chicago Cardinals (12/28/47) NFL-CG

Fewest Completions, Game

- 2 vs. Chicago Cardinals (12/19/48) NFL-CG
- 5 at LA Rams (12/18/49) NFL-CG

Most Yards Gained, Game

- 378 at Bears (12/31/88) NFC-D
- 374 vs. Patriots (2/4/18) SB52
- 357 at Cardinals (1/18/09) NFC-CG

Fewest Yards Gained, Game

- 7 vs. Chicago Cardinals (12/19/48) NFL-CG
- 68 at LA Rams (12/18/49) NFL-CG

Most Times Sacked, Game

- 8 vs. Packers (1/11/04) NFC-D
- 6 at Giants (1/7/01) NFC-D

Most Touchdowns, Game

- 4 vs. Patriots (2/4/18) SB52
- 3 vs. Vikings (1/21/18) NFC-CG
- 3 at Cardinals (1/18/09) NFC-CG
- 3 vs. Patriots (2/6/05) SB39
- 3 vs. Lions (12/30/95) NFC-WC
- 3 vs. Bears (12/23/79) NFC-WC

INTERCEPTIONS

Most Interceptions By, Game

- 6 vs. Lions (12/30/95) NFC-WC
- 5 vs. Vikings (1/3/81) NFC-D
- 4 vs. Buccaneers (1/12/02) NFC-WC

PUNTING

Most Punts, Game

- 9 vs. LA Rams (12/31/89) NFC-WC
- 9 at Falcons (12/24/78) NFC-WC

Fewest Punts, Game

- 1 vs. Patriots (2/4/18) SB52
- 1 at Cardinals (1/18/09) NFC-CG
- 3 (three times) last vs. Falcons (1/23/05) NFC-C

Highest Average, Punting, Game

- 58.0 at Cardinals (1/18/09) NFC-CG
- 51.2 at Saints (1/3/93) NFC-WC
- 50.6 at Cowboys (1/9/10) NFC-WC
- 48.8 vs. Saints (1/4/14) NFC-WC
- 48.2 at Saints (1/13/19) NFC-D

Lowest Average, Punting, Game

- 32.5 at Bears (12/31/88) NFC-D

PENALTIES

Most Penalties, Game

- 9 at Cowboys (1/9/10) NFC-WC
- 8 at Giants (1/11/09) NFC-D
- 8 vs. Lions (12/30/95) NFC-WC
- 8 at Buccaneers (12/29/79) NFC-D

Fewest Penalties, Game

- 0 vs. Packers (12/26/60) NFL-CG
- 2 at StL Rams (1/27/02) NFC-CG
- 2 vs. Buccaneers (12/31/00) NFC-WC

Most Yards Penalized, Game

- 116 at Cowboys (1/9/10) NFC-WC
- 80 vs. Lions (12/30/95) NFC-WC
- 77 vs. Giants (1/7/07) NFC-WC
- 76 at Cowboys (1/10/93) NFC-D

Fewest Yards Penalized, Game

- 0 vs. Packers (12/26/60) NFL-CG
- 15 at StL Rams (1/27/02) NFC-CG

FUMBLES

Most Fumbles, Game

- 6 vs. LA Rams (12/31/89) NFC-WC
- 5 vs. Giants (12/27/81) NFC-WC

Most Fumbles Lost, Game

- 3 at Cowboys (1/9/10) NFC-WC
- 2 (12 times) last vs. Falcons (1/13/18) NFC-D

Most Fumbles Committed by Opponent, Game

- 5 vs. Cowboys (1/11/81) NFC-CG
- 4 vs. Packers (1/9/11) NFC-WC
- 3 (five times) last at Giants (1/7/01) NFC-D

Most Fumbles Lost by Opponent

- 3 (four times) last at Giants (1/7/01) NFC-D

TURNOVERS

Most Turnovers, Game

- 4 (four times) last at Dallas (1/9/10) NFC-WC

Fewest Turnovers, Game

- 0 vs. Saints (1/4/14) NFC-WC
- 0 at Saints (1/13/07) NFC-D
- 0 vs. Giants (1/7/07) NFC-WC
- 0 vs. Falcons (1/23/05) NFC-C
- 0 vs. Falcons (1/11/03) NFC-D

NFC-WC: NFC Wild Card, **NFC-D:** NFC Divisional Playoff,
NFL-D: NFL Divisional Playoff, **NFL-CG:** NFL Championship,
NFC-CG: NFC Championship, **SB:** Super Bowl,
* denotes NFL playoff record

EAGLES AUTISM CHALLENGE



\$6,063,233 raised in first two years



25,301
total donors

3,645
total participants

\$3,512,010
raised in 2019

www.EaglesAutismChallenge.org

The Centers for Disease Control and Prevention estimates that one in 59 people under the age of 21 living in the United States are on the autism spectrum. Autism has become one of the fastest-growing developmental disorders in the country, yet it has historically been underfunded, misunderstood and under-researched.

Championed by Eagles Chairman and CEO Jeffrey Lurie, the Eagles Autism Challenge sets out to drive scientific breakthroughs and establish Philadelphia as a major center for autism research and care. One hundred percent of the participant-raised funds from the team's signature cycling and 5K run/walk event is directed to the groundbreaking research being conducted at leading Philadelphia institutions.

By providing critical resources, supporting scientific discoveries and helping to position Philadelphia as a base for autism research and care, the Eagles Autism Challenge is creating a major shift from *awareness* to *action*.

Led by Jeffrey Lurie, head coach Doug Pederson, players, coaches, alumni, Eagles fans and autism supporters, the second annual Eagles Autism Challenge raised more than \$3.5 million. A total of 3,645 participants came out to bike, run and walk on Saturday, May 19 at Lincoln Financial Field, while a remarkable 25,301 donors supported their fundraising efforts.

In partnership with the founding beneficiaries - Children's Hospital of Philadelphia, Drexel University, and Thomas Jefferson University and Jefferson Health - along with Philadelphia institutions specializing in autism research, the Eagles are bringing fresh ways of thinking to the field. Thanks to the \$2.5 million raised in 2018, a total of eight research projects have received grant funding for exploratory work in the field of autism. What we learn will be shared both nationally and globally so that we can continue to transform lives and advance autism research.



EAGLES CHARITABLE FOUNDATION



EAGLES CHARITABLE FOUNDATION

Founded in 1995, Eagles Charitable Foundation (ECF) is a 501(c)(3) public charity committed to improving the health outcomes for youth in the Greater Philadelphia area.

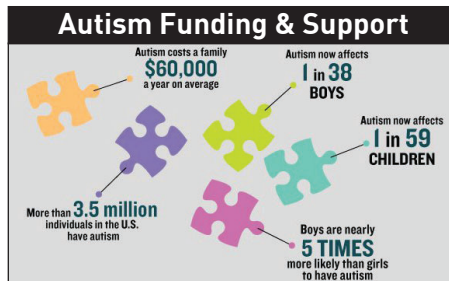
ECF leverages the star power of the Philadelphia Eagles and uses its unique platform to focus on two specific areas of need in the community: **providing vital eye care for underserved youth** and **investing key resources into autism research and services**.

In order to have this monumental impact on the community, public and individual donors are called upon to lend a helping hand. The Eagles, corporations, foundations and kindhearted individuals have all played an integral role in supporting the more than one million children in the tri-state region that ECF has assisted since its inception.



Eagles Glasses Lab

The Eagles Glasses Lab travels in tandem with the Eagles Eye Mobile and makes glasses for students on-site. It only takes a few minutes to make a pair of glasses. Students walk away with their world transformed right before their eyes.



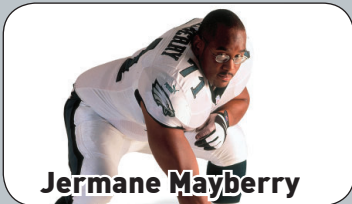
By working collaboratively with the Eagles and the team's corporate partners, in addition to strong donor support and a variety of fundraising efforts, ECF is contributing to groundbreaking discoveries in the field of autism.



Give Kids Sight Day

Give Kids Sight Day provides free vision screenings and eyeglasses to uninsured and underinsured children in the surrounding region. ECF and partnering organizations typically treat more than 1,000 children on this single day of free vision care.

EAGLES EYE MOBILE



Travels to a different school each day to make free comprehensive vision care accessible to local youth. Each child receives an eye exam and, if needed, prescription glasses are made on the spot by an optician in the accompanying Eagles Glasses Lab.

95,117+
Number of children provided with vision care (since 1995)

Co-founder & Pro Bowl guard



61,675+
Number of eyeglasses provided (since 1995)

EAGLES IN THE COMMUNITY



As proud Philadelphians who take their responsibility to the community seriously, the Eagles believe there is no offseason to good citizenship.

Since Jeffrey Lurie became owner in 1994, the Eagles have generously contributed more than \$25 million in charitable giving to organizations and neighborhoods throughout the Greater Philadelphia region. Under Lurie's direct leadership and guidance, the Eagles continue to strengthen and support these organizations through joint effort partnerships, all based on the belief that strong non-profits build strong communities.

The Eagles host a variety of events and campaigns that aim to inspire, motivate and educate. As a professional football team, the Eagles have a unique platform to reach the community and have long-lasting effects.

The team takes great pride in serving the fans, local non-profits and the region at large, because to the Eagles, making the Delaware Valley proud is just as important off the field as it is on it.



SOARING TO NEW HEIGHTS IN THE DELAWARE VALLEY

Eagles Care

2018 Eagles Care Partners



2017 Eagles Care Partners



2016 Eagles Care Partners



The Eagles Care initiative connects the team with local charitable organizations and works to strengthen each partner's impact in the community. At the end of the season, each non-profit group becomes an extension of the Eagles Care family where they continue to work closely with the team on community outreach events, while utilizing their newfound strengths to assist future Eagles Care partners.

2015 Eagles Care Partners



2014 Eagles Care Partners



2013 Eagles Care Partners



Community Mondays



Eagles players use their day off during the season to positively impact the region by visiting local children's hospitals, elementary schools, retirement and environmental centers, food pantries and more.

Eagles Social Justice Fund



The Eagles Social Justice Fund provides grants to organizations that work to reduce barriers to equal opportunity, with a specific focus on education, community and police relations, improving the criminal justice system, and other key societal initiatives.

Youth Football



The Eagles work with community groups to ensure that the game of football is being taught properly and that it continues to grow at the youth level. These partnerships outfit football programs with new equipment, create experiences and inspire young athletes.

Eagles Care Summit



Strong non-profits build strong communities. The annual Eagles Care Summit brings together representatives from nearly 100 charitable organizations across the Greater Philadelphia region for a day of networking and capacity building.

Playground Build



The entire Eagles organization teams up with a local elementary school and helps revitalize its playground. What was once a barren school yard transforms into a beautiful new space for play and recreation through this initiative.

NFL PLAY 60



Through the NFL PLAY 60 program, the Eagles work to inspire and encourage our next generation of children to adopt a healthy lifestyle by getting the recommended 60 minutes of daily exercise at home and in the classroom.

FAN EXPERIENCES



"You are a huge part of our Eagles family!"
-- Chairman and CEO Jeffrey Lurie to the millions of Eagles fans at the Parade of Champions on February 8, 2018.

The connection between the team and Eagles fans around the world has always been a special bond. As a result of the relentless passion and fan support that is on full display throughout the year, the Eagles make it a priority to offer unique experiences that engage the fanbase and create lifelong memories.

Annual events like Junior Pro Day, Junior Cheer Clinic, Football Festival for Women, Training Camp open practices and the Fantasy Draft Party, among others, have allowed fans to connect with their favorite team, players and franchise legends. Many of these programs have even developed into family traditions for some, bringing together loved ones from all over the country.

There is an Eagles experience for everyone, from the most veteran fan to the youngest.



GO GREEN PROGRAM



The Eagles believe the path to sustainability is a journey, not a destination. With the opening of Lincoln Financial Field in 2003, the team's road to becoming an eco-friendly operation began.

What started with a blue recycling bin under each employee's desk has grown into a company-wide sustainability program that is reducing the organization's overall impact on the environment in a financially-responsible manner.

With the help of partners and fans, the Eagles have been able to develop a multi-year curriculum and action plan that incorporates green energy production, recycling, composting, energy efficiency and reforestation, among other ventures.

The Eagles, who wear the color "green" with pride, are committed to serving as environmental stewards for a community that gives so much to them throughout the year.

"SUSTAINABLE" SUCCESS



In December 2018, Lincoln Financial Field was awarded LEED Gold certification by the U.S. Green Building Council (USGBC) for implementing practical and measurable strategies and solutions aimed at achieving high performance in sustainable site development, water savings, energy efficiency, materials selection and indoor environmental quality.



The Eagles are the first professional sports team in the world to have received the prestigious ISO 20121 Event Sustainability Management System certification.

ISO 20121 is an international standard designed to help organizations involved in the events and hospitality industries integrate sustainability into management practices and processes.

GO GREEN PARTNERS



DID YOU KNOW?



The Eagles became the first team in the famed South Philadelphia sports complex to switch from plastic straws to an eco-friendly alternative made from 100% renewable resources.



Through the 2018 Field Goal Forest Program - in which PGW pledges to plant 10 trees for every field goal made - the Eagles will plant 280 trees in the Eagles Forest this year.

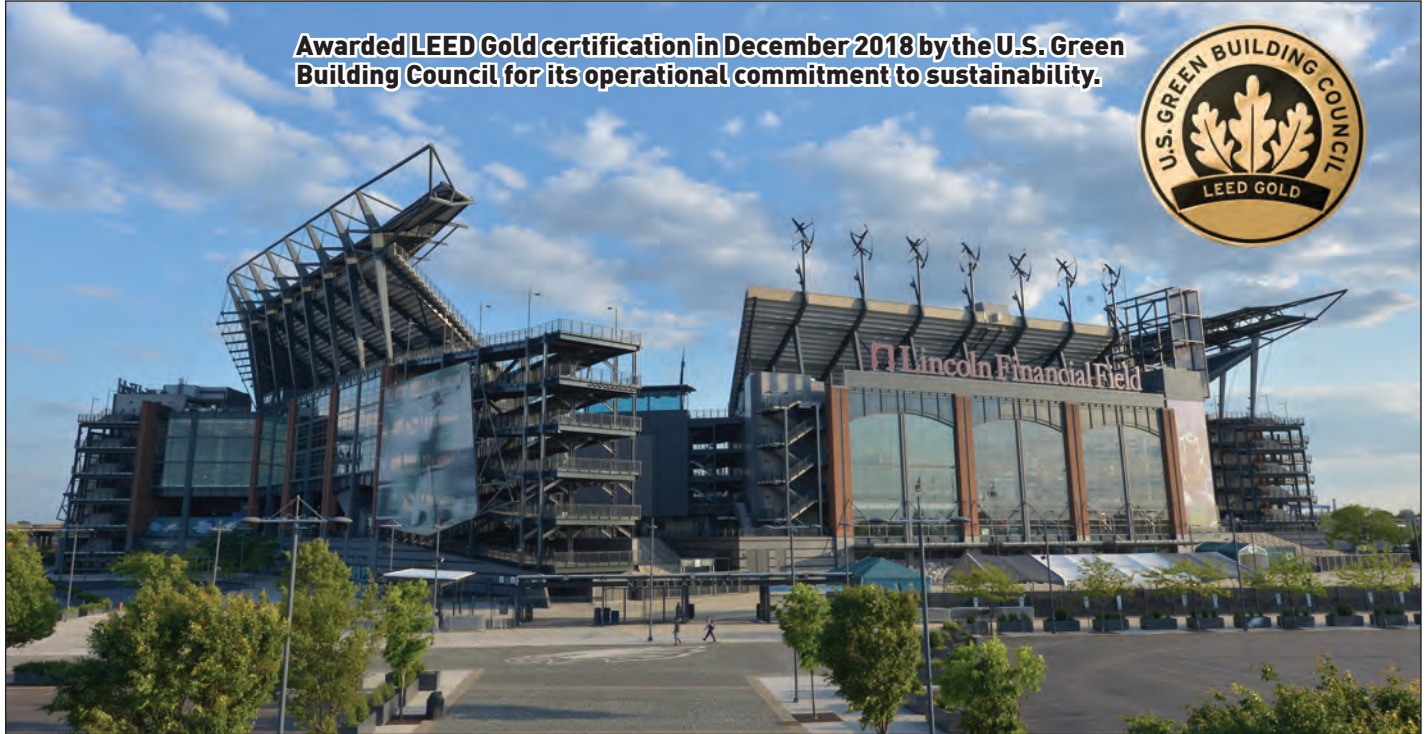
SUSTAINABILITY & ENVIRONMENTAL BIRDSEED

- 10,456 solar panels have positioned Lincoln Financial Field as one of the greenest major sports facilities in the world
- Through the team's energy-from-waste program, the Eagles divert more than 99% of their waste from landfills
- The installation of water filtration fountains at the team's facilities has saved more than 174,000 water bottles since 2015
- With the help of The Conservation Fund, the Eagles offset 100% of all team travel through the "Go Zero" program
- The team supports reforestation efforts by planting trees in various cities, including the "Eagles Forest" in Bensalem, PA
- Bike Share program equips team employees with bicycles for convenient transportation from the practice facility to the stadium
- Cups and flatware are created from bio-plastics which biodegrade in just 45 days
- To conserve energy, lower-wattage light bulbs and automatic sensors/timers have been installed in team facilities
- Two onsite bio-digesters help decompose pre-consumer food waste to eliminate the need for landfill disposal

LINCOLN FINANCIAL FIELD



Awarded LEED Gold certification in December 2018 by the U.S. Green Building Council for its operational commitment to sustainability.



Home to the Super Bowl LII Champion Philadelphia Eagles, Lincoln Financial Field is a prime destination for world-class entertainment that offers a high-quality experience to fans in a safe, clean and friendly environment.

In addition to 10 Eagles home games each season, Lincoln Financial Field has become famous for showcasing high-profile sporting events and unique experiences throughout the year.

Since opening in August 2003, Lincoln Financial Field has hosted 34 star-studded concerts, in addition to welcoming some of the world's most distinguished soccer clubs and serving as the home to Temple University football and the historic Army-Navy game. The stadium has also hosted multiple NCAA Lacrosse Championships and many other marquee events.

A state-of-the-art facility located in the heart of Philadelphia, Lincoln Financial Field has become one of the world's most admired stadiums for sports and entertainment due to its commitment to the fan experience.

BY THE NUMBERS

| | |
|--|---------------------|
| Broke Ground | May 7, 2001 |
| Opened | August 3, 2003 |
| Revitalized | Feb. '12 - Aug. '14 |
| Capacity | 69,696 |
| Executive Suites | 174 |
| Concessions | 62 |
| HD Televisions | 1,185 |
| Wi-Fi Connections | 45,000 |
| North End Zone HD Video Board | 5,184 square feet |
| South End Zone HD Video Board | 4,320 square feet |
| Concerts | 34 |
| Soccer Matches | 26 |
| Home Record (Regular Season + Playoffs) | 82-55 (.599) |
| Twitter | @LFFStadium |





HOME TO THE SUPER BOWL LII CHAMPION PHILADELPHIA EAGLES



WORLD TOURS & CONCERTS

- July 23, 2019: The Rolling Stones
- September 27, 2018: Ed Sheeran
- July 30, 2018: Jay-Z & Beyoncé
- July 14, 2018: Taylor Swift
- July 13, 2018: Taylor Swift
- June 9, 2018: Kenny Chesney
- June 18, 2017: U2
- May 12, 2017: Metallica
- September 29, 2016: Beyoncé
- August 6, 2016: Coldplay
- July 14, 2016: Guns N' Roses
- June 25, 2016: Kenny Chesney
- June 5, 2016: Beyoncé
- September 1, 2015: One Direction
- August 30, 2015: Kevin Hart
- July 11, 2015: Kenny Chesney
- June 13, 2015: Taylor Swift
- June 12, 2015: Taylor Swift
- August 15, 2014: Luke Bryan
- August 14, 2014: One Direction
- August 13, 2014: One Direction
- July 20, 2013: Taylor Swift
- July 19, 2013: Taylor Swift
- June 8, 2013: Kenny Chesney
- June 16, 2012: Kenny Chesney
- August 6, 2011: Taylor Swift
- July 14, 2011: U2
- June 18, 2011: Kenny Chesney
- June 27, 2009: Kenny Chesney
- July 19, 2008: Kenny Chesney
- June 23, 2007: Kenny Chesney
- August 11, 2003: Bruce Springsteen
- August 9, 2003: Bruce Springsteen
- August 8, 2003: Bruce Springsteen



THE ARMY-NAVY GAME



ARMY-NAVY HISTORY (LFF)

- December 8, 2018: Army, 17-10
- December 9, 2017: Army, 14-13
- December 12, 2015: Navy, 21-17
- December 14, 2013: Navy, 34-7
- December 8, 2012: Navy, 17-13
- December 11, 2010: Navy, 31-17
- December 12, 2009: Navy, 17-3
- December 6, 2008: Navy, 34-0
- December 2, 2006: Navy, 26-14
- December 3, 2005: Navy, 42-23
- December 4, 2004: Navy, 42-13
- December 6, 2003: Navy, 34-6





NATIONAL & INTERNATIONAL SOCCER MATCHES



- August 29, 2019: **Victory Tour:** USA vs. Portugal (women)
- June 30, 2019: **Gold Cup:** USA vs. Curacao (men)
- July 25, 2018: **Gold Cup:** Jamaica vs. Panama
- July 19, 2017: Bayern Munich vs. Juventus
- June 14, 2016: **Gold Cup:** USA vs. El Salvador (men)
- June 11, 2016: **Gold Cup:** Costa Rica vs. Panama
- June 9, 2016: **Copa America:** Chile vs. Panama
- July 26, 2015: **Copa America:** USA vs. Paraguay (men)
- August 2, 2014: **Copa America:** Uruguay vs. Venezuela
- August 11, 2012: **CONCACAF Gold Cup Final:** Mexico vs. Jamaica
- August 10, 2011: A.S. Roma vs. Inter Milan
- July 23, 2011: Real Madrid vs. Celtic
- May 29, 2010: USA vs. Mexico (men)
- May 15, 2010: Philadelphia Union vs. Real Madrid
- April 10, 2010: Philadelphia Union vs. FC Dallas
- July 18, 2009: USA vs. Turkey (men)
- September 13, 2008: Philadelphia Union vs. FC Dallas
- November 6, 2004: Philadelphia Union vs. DC United
- August 2, 2004: **Gold Cup:** USA vs. Panama (men)
- July 28, 2004: **Gold Cup:** Canada vs. Honduras
- September 25, 2003: USA vs. Ireland (women)
- September 20, 2003: USA vs. Denmark (women)
- August 3, 2003: A.C. Milan vs. Chelsea
- August 3, 2003: Manchester United vs. Glasgow Celtic
- August 3, 2003: Women's World Cup
- August 3, 2003: Women's World Cup
- August 3, 2003: Manchester United vs. FC Barcelona



STADIUM ENTERTAINMENT & FAN ENGAGEMENT



PAVING THE ROAD TO VICTORY!

In May 2016, the "Eagles FanWalk" was constructed outside of the Northeast entrance gate at Lincoln Financial Field. This honorary walkway, which showcases the passion that fans have for the Eagles and their families, features more than 3,800 personally engraved pavers that line the way for guests entering the stadium. The "Eagles FanWalk" ensures that each member engraved across the pathway will have a special place in Eagles history.

