

CAROLINA PANTHERS

— **VS** —

LOS ANGELES RAMS

MEDIA INFORMATION

WEEK 1 • SEPTEMBER 8, 2019





CAROLINA PANTHERS (0-0)

VS

LOS ANGELES RAMS (0-0)



BANK OF AMERICA STADIUM (73,778)

SEPTEMBER 8, 2019 • 1:00 PM

PANTHERS vs RAMS

- The Carolina Panthers kick off the 2019 season at home as they play host to the defending NFC Champion Los Angeles Rams.
- The Panthers enter the regular season following a 7-9 2018 campaign. After winning six of their first eight games, the Panthers finished the season ranked third in the NFC South.
- The Los Angeles Rams went 13-3 last year, winning the NFC West and clinching the No. 2 seed in the NFC. The Rams advanced to Super Bowl LIII where they fell to the New England Patriots by a score of 13-3.
- Carolina has faced the defending NFC Champion every year since 2008. The Panthers have won three of their last four matchups against defending NFC Champions.

OPENING AT HOME

This week's matchup marks just the third time under Ron Rivera that the Panthers have opened the regular season with a home game.

Carolina is 4-4 in Week 1 games since Rivera was named head coach in 2011.

Rivera has faced the Rams twice as Carolina's head coach and won both games (Week 7, 2013; Week 9, 2016).



2019 PANTHERS SCHEDULE

SCHEDULE		2019
9.8		1:00 PM
THURSDAY 9.12		8:20 PM
9.22	@	4:05 PM
9.29	@	1:00 PM
10.6		1:00 PM
10.13		9:30 AM LONDON
10.27	@	4:05 PM
11.3		1:00 PM
11.10	@	1:00 PM
11.17		1:00 PM
11.24	@	1:00 PM
12.1		1:00 PM
12.8	@	1:00 PM
12.15		1:00 PM
12.22	@	1:00 PM
12.29		1:00 PM

BROADCAST INFORMATION



TELEVISION

FOX

(WJZY-TV in Charlotte)

Play-by-Play: Chris Myers

Analyst: Daryl Johnston

Sideline: Laura Okmin



NATIONAL RADIO

Sports USA

Play-by-Play: Larry Kahn

Analyst: Charles Arbuckle

Sideline: Troy West



RADIO FLAGSHIP

WBT

(1110 AM/99.3 FM)

Play-by-Play: Mick Mixon

Analyst: Jim Szoke

Sideline: Caroline Cann

PANTHERS COMMUNICATIONS

Steven Drummond Vice President - Communications & External Affairs • Ryan Anderson Assistant Director of Communications
Preston Edwards Communications Assistant • Maria Vanderford Media Relations Assistant



WEEK 1 • CAROLINA PANTHERS VS LOS ANGELES RAMS

2018 REGULAR SEASON AVERAGES

PANTHERS

373.3 (10th)
133.5 (4th)
5.13 (1st)
254.4 (17th)
32 (t-6th)
41.6 (9th)
23.5 (t-14th)

353.2 (15th)
112.8 (12th)
4.7 (23rd)
240.4 (18th)
35 (27th)
39.9 (19th)
23.9 (19th)

OFFENSE
Total Yards Per Game
Rushing Yards Per Game
Rushing Yards Per Attempt
Passing Net Yards Per Game
Sacks Allowed
Third Down Efficiency
Points Per Game

DEFENSE
Total Yards Per Game
Rushing Yards Per Game
Rushing Yards Per Attempt
Passing Net Yards Per Game
Sacks
Third Down Efficiency
Points Per Game

RAMS

421.1 (2nd)
139.4 (3rd)
4.86 (3rd)
295.6 (5th)
33 (t-24th)
45.0 (8th)
32.9 (5th)

358.6 (19th)
122.3 (23rd)
5.07 (32nd)
236.3 (14th)
41 (15th)
37.2 (12th)
24.0 (20th)

PANTHERS BESTS vs LA RAMS

Passing yards..... 312, Chris Weinke (12/23/01)
Rushing yards..... 126, Anthony Johnson (10/31/96)
Receiving yards..... 157, Willie Green (11/12/95)
Sacks 2.5, Kevin Greene (11/17/96)

PREVIOUS RESULTS

Panthers (13-8) vs Rams Home: 6-4...Away: 7-4...Playoffs: 1-0

09/17/95	ST. LOUIS	L	10-31	(at Clemson)
11/12/95	at St. Louis	L	17-28	
10/13/96	ST. LOUIS	W	45-13	
11/17/96	at St. Louis	W	20-10	
11/23/97	at St. Louis	W	16-10	
12/20/97	ST. LOUIS	L	18-30	
11/22/98	at St. Louis	W	24-20	
12/20/98	ST. LOUIS	W	20-13	
11/14/99	at St. Louis	L	10-35	
12/05/99	ST. LOUIS	L	21-34	
11/05/00	at St. Louis	W	27-24	(Sunday Night)
12/03/00	ST. LOUIS	W	16-3	
11/11/01	at St. Louis	L	14-48	
12/23/01	ST. LOUIS	L	32-38	
01/10/04	at St. Louis	W	29-23	20T (Divisional Round)
12/12/04	ST. LOUIS	W	20-7	
11/19/06	ST. LOUIS	W	15-0	
09/09/07	at St. Louis	W	27-13	
10/31/10	at St. Louis	L	10-20	
10/20/13	ST. LOUIS	W	30-15	
11/06/16	at Los Angeles	W	13-10	

2018 INDIVIDUAL LEADERS



Cam Newton
3,395 yds, 67.9 comp%,
24 TD, 13 INT, 94.2 rtg

PASSING

Jared Goff
4,688 yds, 64.9 comp%
32 TD, 12 INT, 101.1 rtg

RUSHING

Christian McCaffrey
1,098 yds, 7 TD, 5.01 avg

Todd Gurley
1,251 yds, 17 TD, 4.89 avg


RECEIVING

Christian McCaffrey
867 yds, 107 rec, 6 TD
DJ Moore
788 yds, 55 rec, 2 TD

Robert Woods
1,219 yds, 86 rec, 6 TD
Brandin Cooks
1,204 yds, 80 rec, 5 TD

DEFENSE (PRESS BOX STATS)

Luke Kuechly - 130 Tackles
Mario Addison - 9.0 Sacks
Donte Jackson - 4 Interceptions
Cory Littleton - 125 Tackles
Aaron Donald - 20.5 Sacks
John Johnson - 4 Interceptions



PRESEASON RECAP

PRESEASON RECORD • 2-2


	HOME		AWAY
8.8.19	13 - 23		
8.16.19	14 - 27		
8.22.19	3 - 10		
8.29.19	25 - 19		

SACK PARTY

16 TOTAL SACKS

4th most by any team in the 2019 preseason

Only NFL team to have two players record 4.0+ sacks each



53 BRIAN BURNS

4.0*
22
4

Sacks
Sack Yards
QB Hits

98 MARQUIS HAYNES

4.0*
38
7



tied for third-most by any player in the NFL

SPIDER-BURNS

Carolina's 2019 first-round draft pick LB/DE **Brian Burns** posted two multi-sack games in his first career NFL pre-season.

Burns and LB/DE Marquis Haynes led the team with **4.0 sacks** apiece, tying them for the **third-most sacks in the NFL** and the second-most by a Panthers player in a single pre-season since 2000.



INDIVIDUAL LEADERS

OFFENSE

PASSING

Will Grier
385 yards; 2 TD; 3 INT
34-of-61 (55.7%)
65.3 passer rating

RUSHING

Jordan Scarlett
81 yards, 0 TD, 2.79 avg
Elijah Holyfield
79 yards, 1 TD, 4.16 avg

RECEIVING

Reggie Bonnafon
139 yards, 13 receptions, 0 TD
DeAndrew White
122 yards, 6 receptions, 0 TD

DEFENSE (PRESS BOX STATS)

TACKLES

Jordan Kunaszyk
18 tackles
Antwione Williams
16 tackles

SACKS

Brian Burns
4.0 sacks
Marquis Haynes
4.0 sacks

INTERCEPTIONS

Jordan Kunaszyk
1 INT
Lorenzo Doss
1 INT


FRESH LEGS

The Panthers signed kicker **Joey Slye** one week before the pre-season opener at Chicago.

Slye went 7-for-8 on his field goal attempts, with one kick blocked. He also converted all 4 PAT attempts.

Slye was one of just two kickers in the league to convert three field goals from 50+ yards, as he drilled attempts from 59, 55 and 54 yards out.

His 25 points scored this pre-season were the most on the team and tied him for the eighth most in the NFL.





PANTHERS-RAMS CONNECTIONS

Pro Connections

- Panthers Head Coach Ron Rivera and Offensive Coordinator Norv Turner both coached for the Chargers in San Diego during the first years of Rams S Eric Weddle's NFL career in San Diego. At the time, Turner was the head coach of the Chargers who drafted Weddle out of Utah and Rivera was the first defensive coordinator Weddle played for in the NFL.
- Los Angeles Rams Head Coach Sean McVay served as the offensive coordinator for the Washington Redskins while Panthers Secondary Coach Perry Fewell coached the defensive backs for Washington. Fewell also served as the secondary coach for the Jacksonville Jaguars during the 2017 and 2018 seasons, while Rams backup QB Blake Bortles was the starting quarterback for Jacksonville and DE Dante Fowler Jr. played for the Jaguars.
- Fewell worked closely with Rams Cornerbacks Coach Aubrey Pleasant during his time in Washington, as both coached the defensive back unit alongside McVay for the Redskins.
- Three Panthers coaches spent time with Rams organization at various points in their careers. Carolina Offensive Coordinator Norv Turner coached wide receivers for Rams from 1985 to 1990 during the franchise's first stint in Los Angeles. For two seasons Panthers Secondary Coach Perry Fewell held the same position for the Rams and Running Game Coordinator John Matsko coached the offensive line for the Rams, both during the time the franchise played in St. Louis.
- Panthers DT Gerald McCoy spent the first nine seasons of his career for the Tampa Bay Buccaneers, the first three of which on the same defense as Rams CB Aqib Talib. Talib also played two seasons with Panthers DT Kyle Love for the New England Patriots. After leaving New England, Talib played for the Denver Broncos from 2014 to 2017. During his Broncos tenure, Talib played with Panthers C Matt Paradis.
- Carolina TE Chris Manhertz spent the 2016 season with Los Angeles WR Brandin Cooks while both played for the New Orleans Saints.
- Following his season in New Orleans, Cooks played one season with the New England Patriots while newly-acquired Panthers WR Chris Hogan was also on the Patriots receiving corps. Together, Hogan and Cooks played in Super Bowl LII.
- Carolina Wide Receivers Coach Jim Hostler and G Greg Van Roten both spent time in Green Bay during Rams free agent acquisition LB Clay Matthews decade-long tenure with the Packers.
- Panthers DT Dontari Poe and Rams CB Marcus Peters were drafted by the Kansas City Chiefs in the 2012 and 2015 NFL Drafts, respectively. They played the 2015 and 2016 seasons together on the Kansas City defense before Poe left in free agency and, the following year, Peters was traded to Los Angeles.
- Carolina Wide Receivers Coach Jim Hostler was a senior offensive assistant for the Buffalo Bills in 2014, while Rams WR Robert Woods and CB Nickell Robey-Coleman were on the Bills roster. While Woods and Robey-Coleman played in Buffalo, they played with Panthers WR Chris Hogan, CB Ross Cockrell, and TE Chris Manhertz for at least a season each, and in Hogan's case a total of three seasons.

College Connections

- Panthers S Eric Reid and G Trai Turner played at LSU with Rams DL Michael Brockers.
- Carolina RB Reggie Bonnafon played for the Louisville Cardinals with Rams OLB Trevon Young.
- Panthers Head Coach Ron Rivera and LB Jordan Kunaszyk attended California, the same school that Rams QB Jared Goff attended.
- Panthers S Rashaan Gaulden and P Michael Palardy were college teammates with Rams second year RB John Kelly.
- Panthers C Matt Paradis anchored the Boise State offensive line while teammates with Rams DB Don't'e Deayton during their time playing for the Broncos.


Regional Connections

- Rams Assistant Special Teams Coach Matt Daniels played safety at Duke University in Durham, NC.





THE HEAD COACHES



RON RIVERA

23rd season
9th season
71-56-1 (.548)
3-4 (.429)

NFL Coaching Experience
Years as HC w/ current team
Regular Season Record as HC
Postseason Record as HC

Ron Rivera became the fourth coach in Carolina Panthers history on January 11, 2011. In eight seasons, Rivera has guided the team to a Super Bowl appearance, an NFC Championship and three NFC South titles. He is a two-time (2013 and 2015) Associated Press NFL Coach of the Year award winner.

Rivera inherited a 2-14 Carolina team as a rookie head coach in 2011 and guided it back to relevance with four playoff appearances since 2013, the second-most playoff berths in the NFC over that six-year period. In that span, the Panthers recorded 58 wins, tied for the most in any six-year period in franchise history, and fifth-most in the NFL.

In 2015, Rivera led the Panthers to the second Super Bowl appearance in team history following a franchise-best 15-1 record and their third consecutive NFC South championship. In the process, Carolina became the fourth team in the Super Bowl era to start a season 14-0, joining the 1972 Miami Dolphins, 2007 New England Patriots and 2009 Indianapolis Colts.

Carolina's 18-game regular season winning streak was the longest in NFC history. In 2014, the Panthers became the first team since 1970 to overcome a six-game losing streak and win their division. In 2013, Rivera directed Carolina to 12 wins, the NFC South title and its first playoff appearance since 2008. Before joining the Panthers, Rivera coached the San Diego Chargers (2007-2010), Chicago Bears (2004-06, 1997-98) and Philadelphia Eagles (1999-2003). In 2006, the Bears defense led the NFL with 44 takeaways, helping propel Chicago to an appearance in Super Bowl XLI. He is just the third Latino head coach in NFL history, joining Tom Flores with the Oakland Raiders (1979-1987) and Seattle Seahawks (1992-94) and Tom Fears with the New Orleans Saints (1967-1970). A second-round draft choice in 1984 by Chicago, Rivera played nine seasons with the Bears. Primarily an outside linebacker, he was a member of the 1985 Super Bowl XX winning team.

Rivera played linebacker at California (1980-83), where he finished as the school's all-time leader in sacks (22) and tackles (336).

Born January 7, 1962 in Fort Ord, Calif. He and his wife, Stephanie, have two children—Christopher and Courtney.

RIVERA COACHING HISTORY

2011-	Carolina Panthers	Head Coach
2008-10	San Diego Chargers	Defensive Coordinator
2007-08	San Diego Chargers	Inside Linebackers
2004-06	Chicago Bears	Defensive Coordinator
1999-2003	Philadelphia Eagles	Linebackers
1997-98	Chicago Bears	Defensive Quality Control

SEAN McVAY



12th season
3rd season
24-8-0 (.750)
2-2 (.500)

Sean McVay was named the 23rd full-time head coach in franchise history on January 12, 2017. McVay became the youngest head coach in modern NFL history.

In 2018, his second season as head coach, the Rams won 13 games, tied for the second-most single-season wins in franchise history and competed in the organization's fourth Super Bowl.

In his first season in 2017, the Rams won seven more games than the previous season, went from last in the league in scoring to first, and made their first postseason appearance in 13 years.

Prior to joining the Rams, McVay was the Redskins' offensive coordinator (2014-16), tight ends coach (2011-13) and offensive assistant (2010). McVay joined the Redskins prior to 2010 after an undefeated regular season with the Florida Tuskers of the United Football League (UFL). The Tuskers finished a perfect 6-0 before losing in the UFL's inaugural championship game. McVay originally entered the National Football League as an offensive assistant with the Tampa Bay Buccaneers in 2008.

McVay played wide receiver at Miami (OH). His grandfather, John McVay, served in various administrative roles, including director of research development for the Giants (1976), vice president/director of football operations for the 49ers (1983-94), as well as serving as general manager one year in San Francisco (1998-99). Oversaw five Super Bowl championship squads and earning induction into the 49ers Hall of Fame in 2013.

Born January 24, 1986 in Marietta, Georgia, he is the son of Tim and Cindy McVay.

McVAY COACHING HISTORY

2017-	Los Angeles Rams	Head Coach
2014-16	Washington Redskins	Offensive Coordinator
2011-13	Washington Redskins	Tight Ends
2010	Washington Redskins	Assistant Tight Ends
2009	Florida Tuskers (UFL)	Wide Receivers
2008	Tampa Bay Buccaneers	Assistant Wide Receivers



MILESTONES IN REACH IN 2019

200

Carolina needs 10 wins to reach 200 regular season wins in franchise history. Dating back to the Panthers' first season in 1995, the team has an overall record of 190-193-1 during the regular season.

3

Ron Rivera needs three wins in the regular season to pass John Fox (73 wins; 2002-10) as the winningest coach in franchise history. Rivera's career record is 71-56-1 (.559) in the regular season.



1,000

According to press box stats, **LB Luke Kuechly** (948) needs 52 tackles in 2019 to hit 1,000 career tackles. He also needs just 19 tackles to pass Brian Urlacher (966) for the most through a player's first eight seasons in NFL history.

10

LB/DE Mario Addison (45.5 sacks) needs 10 sacks in 2019 to tie Mike Rucker (55.5 sacks) for the third-most sacks in franchise history.

16

LS J.J. Jansen has played in 160 career games with Carolina, the fifth most by any Panther player. He can tie Thomas Davis (176; 2005-18) for the third-most games played in franchise history by playing in 16 games this season.



121

QB Cam Newton needs 121 rushing yards to pass Randall Cunningham (4,928) for the second-most rushing yards by a quarterback in league history. Cam Newton has totaled 4,808 rushing yards in his career. Newton can also become the first quarterback to ever rush for 700+ yards in four seasons.

292

RB Christian McCaffrey needs 292 yards from scrimmage to break the franchise record for scrimmage yards by any Panther through his first three seasons. His 3,051 yards only trail DeAngelo Williams (3,342 yards; 2006-08).

6

TE Greg Olsen can move into sixth place all-time in touchdowns by a tight end in NFL history by scoring six times. Olsen currently has 57 touchdowns, trailing Vernon Davis and Shannon Sharpe, who are tied for sixth with 62 touchdown catches.





TEAM NOTES // OFFENSE

YOUNG RECEIVERS

DJ Moore (22) and Curtis Samuel (23) are the youngest starting receiver duo in the NFL.

Moore led all Panthers receivers last year with 55 receptions and 788 receiving yards. His 7.7 average yards after catch was the highest mark among all qualified NFL receivers in 2018, and his 960 total scrimmage yards led all rookies.

Samuel led Carolina's wide outs with five receiving touchdowns last year. He added two touchdowns on the ground, tying for the most rushing touchdowns by a receiver in the NFL.

A RUNNING HISTORY

Carolina has boasted a top-10 rushing offense in seven of the last eight seasons, including ranking fourth in 2018. Under **Ron Rivera**, the Panthers have gone 64-36-1 when rushing for over 100 yards in a game in the regular season.

TEAM RUSHING YARDS // 2011-18

1. Seattle	17,333
2. Buffalo	16,990
3. CAROLINA	16,892
4. San Francisco	16,039
NFL average	14,387

TEAM RUSHING TOUCHDOWNS // 2011-18

1. New England	142
2. CAROLINA	138
3. New Orleans	134
NFL average	101

Last year, Carolina finished the season ranked:

- **1ST** in rushing yards per carry (5.13)
- **4TH** in rushing yards per game (133.5)
- **2ND** in rushes over 10 yards (69)
- **6TH** in rushing touchdowns (17)

CAT PACK

In 2018, the Panthers first- and second-year players totaled 3,875 total scrimmage yards and 27 of Carolina's 46 total touchdowns.

Led by the Cat Pack - **RB Christian McCaffrey**, **WR DJ Moore** and **WR Curtis Samuel** - Carolina ranked second in the NFL in scrimmage yards and second in offensive touchdowns by first- and second-year players.

McCAFFREY

22

1,098 rushing yards
867 receiving yards
7 rushing TDs
6 receiving TDs

MOORE

12

788 receiving yards
172 rushing yards
2 receiving TDs
7.7 avg. YAC (led NFL)

SAMUEL

10

494 receiving yards
84 rushing yards
5 receiving TDs
2 rushing TDs





TEAM NOTES // DEFENSE

RUN STOPPERS

Carolina's run defense has ranked in the top six in the NFL in four of the past seven years.

RANKINGS AGAINST THE RUN // 2012-18

Season	Yards Allowed	
	Per Game	NFL Rank
2012	110.1	14th
2013	86.9	2nd
2014	112.0	16th
2015	88.4	4th
2016	91.6	6th
2017	88.1	4th
2018	112.8	12th
Total	98.5	2nd

MOST SACKS BY NFL TEAM // 2012-18

1. CAROLINA	315
2. Los Angeles Rams	306
3. Denver	305
NFL average	264

D-LINE PRODUCTION

The defensive line's 242.5 sacks are part of an NFL-leading 315 total sacks by Carolina from 2012-18.

Since 2012, no group of defensive linemen has produced more sacks than Carolina's 242.5.

NFL // SACKS BY DEFENSIVE LINEMEN // 2012-18

Team	Sacks
Carolina	242.5
Minnesota	231.0
Los Angeles Rams	225.0
Cincinnati	212.0

TAKEAWAYS

Since 2015, the Panthers are fifth in the NFL with a turnover differential of +18. Over that stretch, the Panthers are second in the NFL with 380 points scored off turnovers.





CAM NEWTON

TOTAL TOUCHDOWNS

Quarterback Cam Newton finished the 2018 season with the third-most touchdowns ever through a player's first eight seasons.

TOTAL TOUCHDOWNS // FIRST 8 SEASONS


	Total TD	Pass TD	Rush TD
Peyton Manning	253	244	9
Dan Marino	246	241	5
Cam Newton	240	182	58
Brett Favre	224	213	11

Newton is the **only player** to lead a current NFL franchise in both career touchdown passes (182) and career rushing touchdowns (58). Newton is the **first quarterback** in NFL history with at least 50 rushing touchdowns in a career.

Newton has 39 career games with both a passing and rushing touchdown, the **most in NFL history**.

58 RUSHING TOUCHDOWNS

Tied for the most among all active players since entering the NFL in 2011



TOTAL YARDS

Newton ranks **third in NFL history** for the most combined yards through a quarterback's first eight seasons. He tallied 3,883 total yards in 2018 (3,395 passing, 488 rushing).

MOST COMBINED YARDS // FIRST 8 SEASONS

	Total Yards	Pass Yards	Rush Yards
Peyton Manning	33,854	33,189	665
Matt Ryan	33,520	32,757	763
Cam Newton	33,277	28,469	4,808

Newton is **one of just two players in NFL history**, along with Peyton Manning of the Indianapolis Colts (1998-2004), to have at least 3,000 passing yards in each of their first eight seasons.

He has recorded six seasons of at least 3,000 passing yards and 500 rushing yards, the most in NFL history.

GAME-WINNING DRIVES

Newton has led **17 career game-winning drives** (defined as a drive that puts the team ahead for good in the fourth quarter or overtime).

Jake Delhomme owns the franchise record with 21 game-winning drives.

CHRISTIAN McCaffrey

RUN CMC

Running back Christian McCaffrey racked up a **franchise-record 1,965 yards** from scrimmage in his sophomore season in 2018.

He finished the season ranked **sixth in the NFL** in rushing yards (1,098) and **ninth** in rushing average (5.01 yards per carry).

Set single-season NFL record for receptions by a running back in 2018

107 RECEPTIONS

(0 DROPS)

TOTAL SCRIMMAGE YARDS // 2018

1. Saquon Barkley	2,028
2. Ezekiel Elliott	2,001
3. CHRISTIAN McCAFFREY	1,965
4. Todd Gurley	1,831



RECORD YEAR

McCaffrey re-wrote the record book for both the Panthers and the NFL. Below is a list of his single-game and single-season numbers from last season.

SINGLE-SEASON NFL RECORDS

- 107 receptions, **most** by a running back in NFL history
- **First player in NFL history** with 50 rushing and 50 receiving yards in five consecutive games (Weeks 9-13)
- **Second player in NFL history** with 50 yards rushing, receiving and passing in same game (vs. New Orleans 12/17)
- **Third player in NFL history** with over 1,000 rushing yards and 100 receptions in single season

SINGLE-SEASON FRANCHISE RECORDS

- 1,965 scrimmage yards, **most** by any player
- 107 receptions, **most** by any player
- 867 receiving yards, **most** by a running back
- 6 receiving touchdowns, **most** by a running back
- 41 receiving first downs, **most** by a running back
- 851 yards after the catch, **most** by any player since stat became available in 2010



GREG OLSEN // DJ MOORE // CURTIS SAMUEL



OLSEN CLIMBS THE RANKS

With 666 receptions, 7,847 receiving yards and 57 touchdown receptions in his career, tight end Greg Olsen ranks in the **top 10 all-time among NFL tight ends** in receptions, receiving yards and receiving touchdowns.

Olsen ranks **fifth all-time** among tight ends in receptions, **eighth all-time** among tight ends in receiving yards and **eighth** in receiving touchdowns.

ALL-TIME NFL RECEPTIONS LEADERS // TIGHT ENDS

	Rec.	Yds	TD
Tony Gonzalez, 1997-2013	1,325	15,127	111
Jason Witten, 2003-17	1,152	12,448	68
Antonio Gates, 2003-18	955	11,841	116
Shannon Sharpe, 1990-2003	815	10,060	62
Greg Olsen, 2007-18	666	7,847	57
Ozzie Newsome, 1978-90	662	7,980	47
Jimmy Graham, 2010-18	611	7,436	71

MOORE LIFE

Wide receiver DJ Moore had a standout rookie season in 2018. He posted the **most scrimmage yards** (960) and second-most receiving yards (788) by **any rookie wide receiver** in the NFL. He also had the second-most scrimmage yards by a rookie wide receiver in franchise history (Kelvin Benjamin, 1,008 - 2014).

Moore led all wide receivers on the team with 55 receptions and 788 receiving yards, averaging 14.3 yards per catch. He also averaged 7.7 yards after the catch, which **topped the league** among qualifying receivers.

A dual threat, Moore also racked up 172 yards on the ground, the second most among all NFL wide receivers.

7.7 AVERAGE YARDS AFTER CATCH

Highest average among all NFL wide receivers in 2018



SAMUEL'S SUCCESS

In his second NFL season, wide receiver Curtis Samuel finished third on the team with **787 all purpose yards** (494 receiving, 84 rushing, 209 kick return).

Samuel tied for the team lead with seven total touchdowns on the year, five receiving and two rushing. His two rushing touchdowns tied for the **most among all NFL receivers**.



LUKE KUECHLY

KUECHLY LEADS THE PACK

Since entering the NFL in 2012, press box crews have credited linebacker Luke Kuechly with 948 tackles, **the most in the NFL** over that stretch.

NFL TACKLE LEADERS SINCE 2012 (Press Box Stats)

	Tot	Sol	Ast
Luke Kuechly, Car.	948	609	339
Bobby Wagner, Sea.	912	556	356
Lavonte David, T.B.	884	641	243

Kuechly ranks fourth in career tackles among all currently active players in the NFL.

Kuechly has the most tackles (press box) over any player's first seven seasons played. His 9.3 tackles per game (press box) rank as the **second-highest average** (Zach Thomas - 9.8) in **NFL history** (min. 50 games played).

After film review, Panthers' coaches have credited Kuechly with 1,086 career tackles, second-most in team history.

He is the **only player in franchise history** with more than 100 tackles in each of his first seven seasons as a Panther, including a team-record 205 stops (coaches' film) as a rookie in 2012.



KUECHLY LEADS THE PACK

Since entering the NFL in 2012, Luke Kuechly has tallied 16 interceptions, the most among NFL linebackers during that time.

NFL LEADERS, LINEBACKERS, INTERCEPTIONS, 2012-18

	INTs
Luke Kuechly, Car.	16
Alec Ogletree, NYG	12
Thomas Davis, LAC	10
Lavonte David, T.B.	10
Kiko Alonso, Mia.	10

In the past seven seasons, Kuechly also has the lead in total takeaways (24) among linebackers, tallying 16 interceptions and eight opponent fumble recoveries.

NFL LEADERS, LINEBACKERS, TOTAL TAKEAWAYS, 2012-18

	Total Takeaways
Luke Kuechly, Car.	24
Lavonte David, T.B.	23
Thomas Davis, LAC	18
Craig Robertson, N.O.	18



ADDISON // BRADBERRY // JACKSON // SHORT

Defensive end Mario Addison has led or tied for the team lead in sacks in each of the past three seasons.

Mario Addison // 2016-18

Year	Sacks
2018	9.0
2017	11.0
2016	9.5
Total	29.5



SUPER MARIO

Addison started as an undrafted free agent out of Troy, signing with the Chicago Bears in 2011 and landing on the Panthers in 2012.

He has 45.5 career sacks which ranks **third in the NFL** among active players that were undrafted free agents. Addison now ranks **fourth in franchise history** in sacks.

ACTION JACKSON

Jackson finished his rookie campaign tied for seventh in the NFL with four interceptions. This marked the **second most interceptions** by a rookie in team history, only trailing Chris Gamble's six picks in 2004.



On Monday Night Football in Week 15 last season vs New Orleans, Jackson picked off a pass on a two-point conversion attempt and returned it the length of the field for two points, giving Carolina its **first ever** two-point defensive return.

SHORT STANDS TALL

Since the start of 2015, Kawann Short has 27.5 sacks, tied for **third in the NFL** by a defensive tackle over the past four seasons. In that same span, he tallied 47 tackles for loss, third among defensive tackles. In 2018, Short recorded three sacks and 12 tackles for loss, tied for fourth most among defensive tackles.

NFL DEFENSIVE TACKLE SACK LEADERS // 2015-18

	Sacks
Aaron Donald, L.A.-R	50.5
Geno Atkins, Cin.	39.0
Kawann Short, Car.	27.5
Gerald McCoy, Car.	27.5



BRADBERRY'S TACKLES

Cornerback James Bradberry wrapped up his third NFL season with a **team-high** 20 passes defended (coaches' film), a new career high.

According to press box statistics, Bradberry has tallied 215 tackles since entering the league in 2016, the **third most by any cornerback** in the NFL.





2019 ROOKIE DRAFT CLASS




BRIAN BURNS
6'5" // 250
FLORIDA STATE

53
LB/DE

ROUND 1 • 16TH PICK (16TH OVERALL)

The Panthers' 2019 first round selection finished his collegiate career **ranked fifth in school history** with **24.0** sacks. In his final season at Florida State, Burns was named to Phil Steele's All-America team, All-ACC First Team and Bednarik Award semifinalist



GREG LITTLE
6'5" // 310
MISSISSIPPI
ALLEN, TEXAS

74
T

ROUND 2 • 5TH PICK (37TH OVERALL)

Little was a three-year player at Ole Miss with 29 career starts at left tackle, including all 24 in his sophomore (2017) and junior seasons (2018). According to Pro Football Focus, Little allowed just **26 total pressures** and three sacks in **993 pass-blocking snaps** over his final two seasons



WILL GRIER
6'1" // 220
WEST VIRGINIA
CHARLOTTE, N.C.

3
QB

ROUND 3 • 37TH PICK (100TH OVERALL)

Though he only played two seasons at West Virginia, Grier finished career with **71** touchdown passes and **7,354** career passing yards with the Mountaineers, ranking second and third in both categories in program history. He finished the 2018 season as the **NCAA active leader in passing yards per game** (305.6) and ranked fifth in the NCAA in career pass efficiency (165.1).



CHRISTIAN MILLER
6'3" // 245
ALABAMA
COLUMBIA, S.C.

50
LB/DE

ROUND 4 • 13TH PICK (115TH OVERALL)

Carolina selected Miller in the fourth round after he played four years at Alabama. In his final season with the Crimson Tide, he tallied 36 tackles, including **11.5** for loss, **8.5** sacks and a team-high 12 quarterback hurries.




JORDAN SCARLETT
6'1" // 220
FLORIDA
FORT LAUDERDALE, FLA.

20
RB

ROUND 5 • 16TH PICK (154TH OVERALL)

Scarlett played three years with Florida prior to being the Panthers' fifth round draft selection. In his three years with the Gators, he racked up **1,846** yards and **12** touchdowns.



DENNIS DALEY
6'6" // 325
SOUTH CAROLINA
COLUMBIA, S.C.

65
T

ROUND 6 • 40TH PICK (212TH OVERALL)

Daley played two seasons at South Carolina after transferring from Georgia Military College. He started **23** of the last **24** games with the Gamebooks. Daley played left tackle in 2018 and the second half of 2017 after beginning season at guard.



2019 KEY FREE AGENT ACQUISITIONS

GERALD MCCOY // DT #93

McCoy spent the first nine years of his career with Tampa Bay. He is the **only defensive tackle in the NFL** to tally at least six sacks every year since 2013.

Since entering the NFL in 2010, he ranks fourth among all defensive tackles with 54.5 sacks.

NFL SACK LEADERS // DTs SINCE 2010

	Sacks
Geno Atkins, CIN	71.0
Aaron Donald, STL/LAR	59.5
Ndamukong Suh, DET/MIA/LAR	56.0
Gerald McCoy, CAR	54.5
Jurrell Casey, TEN	46.0



CHRIS HOGAN // WR #15

Hogan joined the Panthers in 2019 after three years in New England, where he played in three Super Bowls, winning two championships - **LI and LIII**. In those three games, he tallied 10 receptions for 185 yards and one touchdown.

Over the last three seasons, Hogan ranks **second among all NFL wide receivers** in postseason receiving yards with 542 yards on 34 catches.



TRE BOSTON // S #33



Tre Boston signed with Carolina during 2019 training camp, marking his second stint with the team.


In the last two seasons with the Chargers and Cardinals, Boston totaled eight interceptions, **tied for second-most among NFL safeties** over that stretch. He led his team in interceptions each of the last two years.

In his first stint with the Panthers (2014-16), Boston recorded **three interceptions and 96 total tackles** in three seasons.

BRUCE IRVIN // LB/DE #55

Irvin comes to Carolina with **43.5 career sacks**, 15 forced fumbles and three interceptions. He's racked up at least 5.5 sacks in **each of the last five** seasons.

Irvin played with two teams in 2018, the Raiders and Falcons, playing eight games with each club. He recorded 3.0 sacks with Oakland and another 3.5 sacks with Atlanta.



MATT PARADIS // C #61

After spending five years with the Broncos, Paradis joined the Panthers in the 2019 offseason.

According to Pro Football Focus last season, Paradis **ranked second among all NFL centers** in his offensive grade as he allowed just one sack and three hurries on 569 snaps.





CAROLINA PANTHERS 2019 UNOFFICIAL DEPTH CHART

OFFENSE

WR	12 DJ Moore	15 Chris Hogan	14 Ray-Ray McCloud
LT	60 Daryl Williams	<u>74 Greg Little</u>	
LG	73 Greg Van Roten	<u>65 Dennis Daley</u>	
C	61 Matt Paradis	69 Tyler Larsen	
RG	70 Trai Turner	<u>65 Dennis Daley</u>	
RT	72 Taylor Moton	75 Brandon Greene	
TE	88 Greg Olsen	80 Ian Thomas	82 Chris Manhertz
WR	10 Curtis Samuel	13 Jarius Wright	11 Brandon Zylstra
QB	1 Cam Newton	7 Kyle Allen	<u>3 Will Grier</u>
FB	40 Alex Armah		
RB	22 Christian McCaffrey	39 Reggie Bonnafon	<u>20 Jordan Scarlett</u>

DEFENSE

DE	93 Gerald McCoy	94 Efe Obada	
NT	95 Dontari Poe	77 Kyle Love	
DE	99 Kawann Short	92 Vernon Butler	
OLB	97 Mario Addison	<u>53 Brian Burns</u>	
ILB	54 Shaq Thompson	56 Jermaine Carter, Jr.	<u>43 Jordan Kunaszyk</u>
ILB	59 Luke Kuechly	57 Andre Smith	
OLB	55 Bruce Irvin	98 Marquis Haynes	<u>50 Christian Miller</u>
CB	26 Donte Jackson	23 Javien Elliott	30 Natrell Jamerson
CB	24 James Bradberry	47 Ross Cockrell	
SS	25 Eric Reid	28 Rashaan Gaulden	30 Natrell Jamerson
FS	33 Tre Boston	47 Ross Cockrell	42 Colin Jones

SPECIAL TEAMS

PK	<u>4 Joey Slye</u>
P	5 Michael Palardy
KO	<u>4 Joey Slye</u>
H	5 Michael Palardy
PR	14 Ray-Ray McCloud
KOR	14 Ray-Ray McCloud
LS	44 JJ Jansen

ROOKIES Underlined

PANTHERS COACHING STAFF

Ron Rivera (head coach); Norv Turner (offensive coordinator); Eric Washington (defensive coordinator); Chase Blackburn (special teams coordinator); Everette Brown (assistant linebackers); Jerricho Cotchery (assistant wide receivers); Perry Fewell (secondary); Pete Hoener (tight ends); Jim Hostler (wide receivers); Ben Jacobs (assistant special teams); Joe Kenn (strength and conditioning); John Matsko (running game coordinator); Sam Mills III (defensive line/game management); Jake Peetz (running backs); Vincent Rivera (defensive quality control); Richard Rodgers (safeties); Steve Russ (linebackers); Drew Terrell (offensive quality control); Scott Turner (quarterbacks); Travelle Wharton (assistant offensive line).

PANTHERS PRONUNCIATION

Rashaan GAULDEN.....	GAWL-den	Matt PARADIS.....	PARE-uh-diss
MARQUIS Haynes.....	mar-KEESE	DONTARI Poe.....	don-TAR-ee
NATRELL JAMERSON.....	nuh-TRELL JAME-er-son	KAWANN Short.....	KAY-won
Luke KUECHLY.....	KEEK-lee	TRAI Turner.....	Trey
Jordan KUNASZYK.....	kuh-NAH-shick	Greg Van ROTEN.....	ROAT-en
Taylor MOTON.....	MOAT-ton	JARIUS Wright.....	JAIR-ee-iss
EFE OBADA.....	EF-ay OH-bah-dah	Brandon ZYLSTRA.....	ZILL-strah
Michael PALARDY.....	pah-LAR-dee		

CAROLINA PANTHERS ALPHABETICAL ROSTER



No	Name	Pos	Ht	Wt	DOB	Age	Exp	College	Hometown	How Acq	GP/GS/DNP/INA
97	Addison, Mario	LB/DE	6-3	260	09/06/87	31	9	Troy	Tarrant, Ala.	FA '12	0/0/0/0
7	Allen, Kyle	QB	6-3	210	03/08/96	23	1	Houston	Scottsdale, Ariz.	FA '18	0/0/0/0
40	Armah, Alex	FB	6-2	255	05/17/94	25	3	West Georgia	Lawrenceville, Ga.	D6 '17	0/0/0/0
39	Bonnafon, Reggie	RB	6-0	215	01/04/96	23	1	Louisville	Louisville, Ky.	FA '18	0/0/0/0
33	Boston, Tre	S	6-1	205	6/25/92	27	6	North Carolina	North Fort Myers, Fla.	UFA '19 (ARI)	0/0/0/0
24	Bradberry, James	CB	6-1	212	08/04/93	26	4	Samford	Pleasant Grove, Ala.	D2 '16	0/0/0/0
53	Burns, Brian	LB/DE	6-5	250	04/23/98	21	R	Florida State	Fort Lauderdale, Fla.	D1 '19	0/0/0/0
92	Butler, Vernon	DT	6-4	330	06/14/94	25	4	Louisiana Tech	Summit, Miss.	D1 '16	0/0/0/0
56	Carter Jr, Jermaine	LB	6-1	225	01/14/95	24	2	Maryland	Rockville, Md.	D5 '18	0/0/0/0
47	Cockrell, Ross	CB	6-0	190	08/06/91	28	6	Duke	Charlotte, N.C.	UFA '18 (NYG)	0/0/0/0
65	Daley, Dennis	T	6-6	325	08/07/96	23	R	South Carolina	Columbia, S.C.	D6 '19	0/0/0/0
23	Elliott, Javien	CB	5-11	185	07/18/93	26	4	Florida State	Panama City, Fla.	FA '19	0/0/0/0
28	Gaulden, Rashaan	S	6-1	200	01/23/95	24	2	Tennessee	Spring Hill, Tenn.	D3 '18	0/0/0/0
75	Greene, Brandon	T	6-5	295	03/01/94	25	1	Alabama	Ellenwood, Ga.	FA '19	0/0/0/0
3	Grier, Will	QB	6-1	220	04/03/95	24	R	West Virginia	Charlotte, N.C.	D3 '19	0/0/0/0
98	Haynes, Marquis	LB/DE	6-2	235	12/16/93	25	2	Mississippi	Jacksonville, Fla.	D4b '18	0/0/0/0
15	Hogan, Chris	WR	6-1	210	10/24/87	31	7	Monmouth	Wyckoff, N.J.	UFA '19 (NE)	0/0/0/0
55	Irvin, Bruce	LB/DE	6-3	258	11/01/87	31	8	West Virginia	Stockbridge, Ga.	UFA '19 (ATL)	0/0/0/0
26	Jackson, Donte	CB	5-10	180	11/08/95	23	2	Louisiana State	Metarie, La.	D2 '18	0/0/0/0
30	Jamerson, Natrell	DB	5-11	200	12/15/95	23	2	Wisconsin	Citra, Fla.	WV '19 (GB)	0/0/0/0
44	Jansen, JJ	LS	6-2	235	01/20/86	33	12	Notre Dame	Phoenix, Ariz.	TR '09 (GB)	0/0/0/0
42	Jones, Colin	S	6-0	205	10/27/87	31	9	Texas Christian	Bridgeport, Texas	TR '12 (SF)	0/0/0/0
59	Kuechly, Luke	LB	6-3	238	04/20/91	28	8	Boston College	Cincinnati, Ohio	D1 '12	0/0/0/0
43	Kunaszuk, Jordan	LB	6-3	235	10/15/96	22	R	California	Sacramento, Calif.	FA '19	0/0/0/0
69	Larsen, Tyler	C	6-4	325	07/08/91	28	4	Utah State	Sandy, Utah	FA '16	0/0/0/0
74	Little, Greg	T	6-5	310	11/04/97	21	R	Mississippi	Allen, Texas	D2 '19	0/0/0/0
77	Love, Kyle	DT	6-1	310	11/18/86	32	8	Mississippi State	College Park, Ga.	FA '16	0/0/0/0
82	Manhertz, Chris	TE	6-6	255	04/10/92	27	4	Canisius	New York, N.Y.	WV '16 (NO)	0/0/0/0
22	McCaffrey, Christian	RB	5-11	205	06/07/96	23	3	Stanford	Highlands Ranch, Colo.	D1 '17	0/0/0/0
14	McCloud, Ray-Ray	WR	5-9	190	10/15/96	22	2	Clemson	Tampa, Fla.	WV '19 (BUF)	0/0/0/0
93	McCoy, Gerald	DT	6-4	300	02/25/88	31	10	Oklahoma	Oklahoma City, Okla.	FA '19	0/0/0/0
50	Miller, Christian	LB/DE	6-3	245	06/16/96	23	R	Alabama	Columbia, S.C.	D4 '19	0/0/0/0
12	Moore, DJ	WR	6-0	210	04/14/97	22	2	Maryland	Philadelphia, Pa.	D1 '18	0/0/0/0
72	Moton, Taylor	T	6-5	325	03/18/94	25	3	Western Michigan	Okemos, Mich.	D2b '17	0/0/0/0
1	Newton, Cam	QB	6-5	245	05/11/89	30	9	Auburn	College Park, Ga.	D1 '11	0/0/0/0
94	Obada, Efe	DE	6-6	265	04/13/92	27	2	none	London, England	FA '17	0/0/0/0
88	Olsen, Greg	TE	6-5	255	03/11/85	34	13	Miami (Fla.)	Wayne, N.J.	TR '11 (CHI)	0/0/0/0
5	Palardy, Michael	P	5-11	200	07/06/92	27	4	Tennessee	Fort Lauderdale, Fla.	FA '16	0/0/0/0
61	Paradis, Matt	C	6-3	300	10/12/89	29	5	Boise State	Council, Idaho	UFA '19 (DEN)	0/0/0/0
95	Poe, Dontari	DT	6-3	346	08/18/90	29	8	Memphis	Memphis, Tenn.	UFA '18 (ATL)	0/0/0/0
25	Reid, Eric	S	6-1	215	12/10/91	27	7	Louisiana State	Geismar, La.	FA '18	0/0/0/0
10	Samuel, Curtis	WR	5-11	195	08/11/96	23	3	Ohio State	Brooklyn, N.Y.	D2a '17	0/0/0/0
20	Scarlett, Jordan	RB	5-11	210	07/08/95	24	R	Florida	Fort Lauderdale, Fla.	D5 '19	0/0/0/0
99	Short, Kawann	DT	6-3	315	02/02/89	30	7	Purdue	East Chicago, Ind.	D2 '13	0/0/0/0
4	Slye, Joey	K	5-11	213	04/10/96	23	R	Virginia Tech	Stafford, Va.	FA '19	0/0/0/0
57	Smith, Andre	LB	6-0	240	04/20/97	22	2	North Carolina	Jacksonville, Fla.	D7a '18	0/0/0/0
80	Thomas, Ian	TE	6-4	260	06/06/96	23	2	Indiana	Baltimore, Md.	D4a '18	0/0/0/0
54	Thompson, Shaq	LB	6-0	230	04/21/94	25	5	Washington	Sacramento, Calif.	D1 '15	0/0/0/0
70	Turner, Trai	G	6-3	315	06/14/93	26	6	Louisiana State	New Orleans, La.	D3 '14	0/0/0/0
73	Van Roten, Greg	G	6-3	305	02/26/90	29	5	Pennsylvania	Mineola, N.Y.	FA '17	0/0/0/0
60	Williams, Daryl	T	6-6	330	08/31/92	27	5	Oklahoma	Lake Dallas, Texas	D4 '15	0/0/0/0
13	Wright, Jarius	WR	5-10	191	11/25/89	29	8	Arkansas	Warren, Ark.	FA '18	0/0/0/0
11	Zylstra, Brandon	WR	6-2	215	03/25/93	26	2	Concordia	Spicer, Minn.	WV '19 (MIN)	0/0/0/0

Practice Squad (9)

37	Blanding, Quin	S	6-2	210	05/01/96	23	1	Virginia	Virginia Beach, Va.	FA '19	0/0/0/0
68	Cook, Rishard	G	6-3	320	06/25/97	22	R	Alabama-Birmingham	Hattiesburg, Miss.	FA '19	0/0/0/0
91	Cox Jr., Bryan	DE	6-3	270	06/25/94	25	3	Florida	Ft. Lauderdale, Fla.	FA '17	0/0/0/0
84	Hemingway, Temarrick	TE	6-5	245	07/30/93	26	3	South Carolina State	Little River, S.C.	WV '19 (DEN)	0/0/0/0
21	Holyfield, Elijah	RB	5-10	215	11/30/97	21	R	Georgia	College Park, Ga.	FA '19	0/0/0/0
71	Jackson, Bijhon	DE	6-1	340	11/06/95	23	1	Arkansas	El Dorado, Ark.	FA '19	0/0/0/0
32	Luke, Cole	S	5-11	200	06/30/95	24	2	Notre Dame	Chandler, Ariz.	FA '17	0/0/0/0
46	Teuhema, Sione	LB	6-4	250	09/28/95	23	R	Southeastern Louisiana	Keller, Texas	FA '19	0/0/0/0
18	White, DeAndrew	WR	6-0	195	10/16/91	27	2	Alabama	Houston, Texas	FA '18	0/0/0/0

Reserve / Injured (7)

79	Amichia, Kofi	G	6-3	305	07/29/94	25	1	South Florida	Powder Springs, Ga.	FA '19	0/0/0/0
85	Baugh, Marcus	TE	6-4	245	12/09/94	24	1	Ohio State	Riverside, Calif.	FA '19	0/0/0/0
9	Gano, Graham	K	6-2	202	04/09/87	32	10	Florida State	Cantonment, Fla.	FA '12	0/0/0/0
66	Gordon, Dillon	T	6-4	320	09/02/93	26	3	Louisiana State	River Ridge, La.	WV '19 (KC)	0/0/0/0
77	O'Brien, Kitt	G	6-5	325	04/29/90	29	1	Ball State	Walton, Ind.	FA '19	0/0/0/0
45	Parms, Damian	S	6-2	210	10/28/92	26	2	Florida Atlantic	Miami, Fla.	FA '17	0/0/0/0
75	Vaeao, Destiny	DT	6-4	300	01/15/94	25	4	Washington State	Pago Pago, American Samoa	FA '19	0/0/0/0

CAROLINA PANTHERS NUMERICAL ROSTER



No	Name	Pos	Ht	Wt	DOB	Age	Exp	College	Hometown	How Acq	GP/GS/DNP/INA
1	Cam Newton	QB	6-5	245	05/11/89	30	9	Auburn	College Park, Ga.	D1 '11	0/0/0/0
3	Will Grier	QB	6-1	220	04/03/95	24	R	West Virginia	Charlotte, N.C.	D3 '19	0/0/0/0
4	Joey Snye	K	5-11	213	04/10/96	23	R	Virginia Tech	Stafford, Va.	FA '19	0/0/0/0
5	Michael Palardy	P	5-11	200	07/06/92	27	4	Tennessee	Fort Lauderdale, Fla.	FA '16	0/0/0/0
7	Kyle Allen	QB	6-3	210	03/08/96	23	1	Houston	Scottsdale, Ariz.	FA '18	0/0/0/0
10	Curtis Samuel	WR	5-11	195	08/11/96	23	3	Ohio State	Brooklyn, N.Y.	D2a '17	0/0/0/0
11	Brandon Zylstra	WR	6-2	215	03/25/93	26	2	Concordia	Spicer, Minn.	WV '19 (MIN)	0/0/0/0
12	DJ Moore	WR	6-0	210	04/14/97	22	2	Maryland	Philadelphia, Pa.	D1 '18	0/0/0/0
13	Jarius Wright	WR	5-10	191	11/25/89	29	8	Arkansas	Warren, Ark.	FA '18	0/0/0/0
14	Ray-Ray McCloud	WR	5-9	190	10/15/96	22	2	Clemson	Tampa, Fla.	WV '19 (BUF)	0/0/0/0
15	Chris Hogan	WR	6-1	210	10/24/87	31	7	Monmouth	Wyckoff, N.J.	UFA '19 (NE)	0/0/0/0
20	Jordan Scarlett	RB	5-11	210	07/08/95	24	R	Florida	Fort Lauderdale, Fla.	D5 '19	0/0/0/0
22	Christian McCaffrey	RB	5-11	205	06/07/96	23	3	Stanford	Highlands Ranch, Colo.	D1 '17	0/0/0/0
23	Javien Elliott	CB	5-11	185	07/18/93	26	4	Florida State	Panama City, Fla.	FA '19	0/0/0/0
24	James Bradberry	CB	6-1	212	08/04/93	26	4	Samford	Pleasant Grove, Ala.	D2 '16	0/0/0/0
25	Eric Reid	S	6-1	215	12/10/91	27	7	Louisiana State	Geismar, La.	FA '18	0/0/0/0
26	Donte Jackson	CB	5-10	180	11/08/95	23	2	Louisiana State	Metarie, La.	D2 '18	0/0/0/0
28	Rashaan Gaulden	S	6-1	200	01/23/95	24	2	Tennessee	Spring Hill, Tenn.	D3 '18	0/0/0/0
30	Natrell Jamerson	DB	5-11	200	12/15/95	23	2	Wisconsin	Citra, Fla.	WV '19 (GB)	0/0/0/0
33	Tre Boston	S	6-1	205	06/25/92	27	6	North Carolina	North Fort Myers, Fla.	UFA '19 (ARI)	0/0/0/0
39	Reggie Bonnafon	RB	6-0	215	01/04/96	23	1	Louisville	Louisville, Ky.	FA '18	0/0/0/0
40	Alex Armah	FB	6-2	255	05/17/94	22	3	West Georgia	Lawrenceville, Ga.	D6 '17	0/0/0/0
42	Colin Jones	S	6-0	205	10/27/87	31	9	Texas Christian	Bridgeport, Texas	TR '12 (SF)	0/0/0/0
43	Jordan Kunaszyk	LB	6-3	235	10/15/96	22	R	California	Sacramento, Calif.	FA '19	0/0/0/0
44	JJ Jansen	LS	6-2	235	01/20/86	33	12	Notre Dame	Phoenix, Ariz.	TR '09 (GB)	0/0/0/0
47	Ross Cockrell	CB	6-0	190	08/06/91	28	6	Duke	Charlotte, N.C.	UFA '18 (NYG)	0/0/0/0
50	Christian Miller	LB/DE	6-3	245	06/16/96	22	R	Alabama	Columbia, S.C.	D4 '19	0/0/0/0
53	Brian Burns	LB/DE	6-5	250	04/23/98	21	R	Florida State	Fort Lauderdale, Fla.	D1 '19	0/0/0/0
54	Shaq Thompson	LB	6-0	230	04/21/94	25	5	Washington	Sacramento, Calif.	D1 '15	0/0/0/0
55	Bruce Irvin	LB/DE	6-3	258	11/01/87	31	8	West Virginia	Stockbridge, Ga.	UFA '19 (ATL)	0/0/0/0
56	Jermaine Carter Jr.	LB	6-1	225	01/14/95	24	2	Maryland	Rockville, Md.	D5 '18	0/0/0/0
57	Andre Smith	LB	6-0	240	04/20/97	22	2	North Carolina	Jacksonville, Fla.	D7a '18	0/0/0/0
59	Luke Kuechly	LB	6-3	238	04/20/91	28	8	Boston College	Cincinnati, Ohio	D1 '12	0/0/0/0
60	Daryl Williams	T	6-6	330	08/31/92	27	5	Oklahoma	Lake Dallas, Texas	D4 '15	0/0/0/0
61	Matt Paradis	C	6-3	300	10/12/89	29	5	Boise State	Council, Idaho	UFA '19 (DEN)	0/0/0/0
65	Dennis Daley	T	6-6	325	08/07/96	23	R	South Carolina	Columbia, S.C.	D6 '19	0/0/0/0
69	Tyler Larsen	C	6-4	325	07/08/91	28	4	Utah State	Sandy, Utah	FA '16	0/0/0/0
70	Trai Turner	G	6-3	315	06/14/93	26	6	Louisiana State	New Orleans, La.	D3 '14	0/0/0/0
72	Taylor Moton	T	6-5	325	03/18/94	25	3	Western Michigan	Okemos, Mich.	D2b '17	0/0/0/0
73	Greg Van Roten	G	6-3	305	02/26/90	29	5	Pennsylvania	Mineola, N.Y.	FA '17	0/0/0/0
74	Greg Little	T	6-5	310	11/04/97	21	R	Mississippi	Allen, Texas	D2 '19	0/0/0/0
75	Brandon Greene	T	6-5	295	03/01/94	25	1	Alabama	Ellenwood, Ga.	FA '19	0/0/0/0
77	Kyle Love	DT	6-1	310	11/18/86	32	8	Mississippi State	College Park, Ga.	FA '16	0/0/0/0
80	Ian Thomas	TE	6-4	260	06/06/96	23	2	Indiana	Baltimore, Md.	D4a '18	0/0/0/0
82	Chris Manhertz	TE	6-6	255	04/10/92	27	4	Canisius	New York, N.Y.	WV '16 (NO)	0/0/0/0
88	Greg Olsen	TE	6-5	255	03/11/85	34	13	Miami (Fla.)	Wayne, N.J.	TR '11 (CHI)	0/0/0/0
92	Vernon Butler	DT	6-4	330	06/14/94	25	4	Louisiana Tech	Summit, Miss.	D1 '16	0/0/0/0
93	Gerald McCoy	DT	6-4	300	02/25/88	31	10	Oklahoma	Oklahoma City, Okla.	FA '19	0/0/0/0
94	Efe Obada	DE	6-6	265	04/13/92	27	2	none	London, England	FA '17	0/0/0/0
95	Dontari Poe	DT	6-3	346	08/18/90	29	8	Memphis	Memphis, Tenn.	UFA '18 (ATL)	0/0/0/0
97	Mario Addison	LB/DE	6-3	260	09/06/87	32	9	Troy	Tarrant, Ala.	FA '12	0/0/0/0
98	Marquis Haynes	LB/DE	6-2	235	12/16/93	25	2	Mississippi	Jacksonville, Fla.	D4b '18	0/0/0/0
99	Kawann Short	DT	6-3	315	02/02/89	30	7	Purdue	East Chicago, Ind.	D2 '13	0/0/0/0

Practice Squad (9)

18	DeAndrew White	WR	6-0	195	10/16/91	27	2	Alabama	Houston, Texas	FA '18	0/0/0/0
21	Elijah Holyfield	RB	5-10	215	11/30/97	21	R	Georgia	College Park, Ga.	FA '19	0/0/0/0
32	Cole Luke	S	5-11	200	06/30/95	24	2	Notre Dame	Chandler, Ariz.	FA '17	0/0/0/0
37	Quin Blanding	S	6-2	210	05/01/96	23	1	Virginia	Virginia Beach, Va.	FA '19	0/0/0/0
46	Sione Teuhema	LB	6-4	250	09/28/95	23	R	Southeastern Louisiana	Keller, Texas	FA '19	0/0/0/0
68	Rishard Cook	G	6-3	320	06/25/97	22	R	Alabama-Birmingham	Hattiesburg, Miss.	FA '19	0/0/0/0
71	Bijhon Jackson	DE	6-1	340	11/06/95	23	1	Arkansas	El Dorado, Ark.	FA '19	0/0/0/0
84	Temarrick Hemingway	TE	6-5	245	07/30/93	26	3	South Carolina State	Little River, S.C.	WV '19 (DEN)	0/0/0/0
91	Bryan Cox Jr.	DE	6-3	270	06/25/94	25	3	Florida	Ft. Lauderdale, Fla.	FA '17	0/0/0/0

Reserve / Injured (7)

9	Graham Gano	K	6-2	202	04/09/87	32	10	Florida State	Cantonment, Fla.	FA '12	0/0/0/0
45	Damian Parms	S	6-2	210	10/28/92	26	2	Florida Atlantic	Miami, Fla.	FA '17	0/0/0/0
66	Dillon Gordon	T	6-4	320	09/02/93	26	3	Louisiana State	River Ridge, La.	WV '19 (KC)	0/0/0/0
75	Destiny Vaeao	DT	6-4	300	01/15/94	25	4	Washington State	Pago Pago, American Samoa	FA '19	0/0/0/0
77	Kitt O'Brien	G	6-5	325	04/29/90	29	1	Ball State	Walton, Ind.	FA '19	0/0/0/0
79	Kofi Amichia	G	6-3	305	07/29/94	25	1	South Florida	Powder Springs, Ga.	FA '19	0/0/0/0
85	Marcus Baugh	TE	6-4	245	12/09/94	24	1	Ohio State	Riverside, Calif.	FA '19	0/0/0/0

CAROLINA PANTHERS BY EXPERIENCE



No	Name	Pos	Ht	Wt	DOB	Age	Exp	College	Hometown	How Acq	GP/GS/DNP/INA
13th Year (1)											
88	Olsen, Greg	TE	6-5	255	03/11/85	34	13	Miami (Fla.)	Wayne, N.J.	TR '11 (CHI)	0/0/0/0
12th Year (1)											
44	Jansen, J.J.	LS	6-2	235	01/20/86	33	12	Notre Dame	Phoenix, Ariz.	TR '09 (GB)	0/0/0/0
11th Year (0)											
10th Year (1)											
93	McCoy, Gerald	DT	6-4	300	02/25/88	31	10	Oklahoma	Oklahoma City, Okla.	FA '19	0/0/0/0
9th Year (3)											
97	Addison, Mario	DE	6-3	260	09/06/87	31	9	Troy	Tarrant, Ala.	FA '12	0/0/0/0
42	Jones, Colin	S	6-0	205	10/27/87	31	9	Texas Christian	Bridgeport, Texas	TR '12 (SF)	0/0/0/0
1	Newton, Cam	QB	6-5	245	05/11/89	30	9	Auburn	College Park, Ga.	D1 '11	0/0/0/0
8th Year (5)											
55	Irvin, Bruce	LB/DE	6-3	258	11/01/87	31	8	West Virginia	Stockbridge, Ga.	UFA '19 (ATL)	0/0/0/0
59	Kuechly, Luke	LB	6-3	238	04/20/91	28	8	Boston College	Cincinnati, Ohio	D1 '12	0/0/0/0
77	Love, Kyle	DT	6-1	310	11/18/86	32	8	Mississippi State	College Park, Ga.	FA '16	0/0/0/0
95	Poe, Dontari	DT	6-3	346	08/18/90	29	8	Memphis	Memphis, Tenn.	UFA '18 (ATL)	0/0/0/0
13	Wright, Jarius	WR	5-10	191	11/25/89	29	8	Arkansas	Warren, Ark.	FA '18	0/0/0/0
7th Year (3)											
15	Hogan, Chris	WR	6-1	210	10/24/87	31	7	Monmouth	Wyckoff, N.J.	UFA '19 (NE)	0/0/0/0
25	Reid, Eric	S	6-1	215	12/10/91	27	7	Louisiana State	Geismar, La.	FA '18	0/0/0/0
99	Short, Kawann	DT	6-3	315	02/02/89	30	7	Purdue	East Chicago, Ind.	D2 '13	0/0/0/0
6th Year (3)											
33	Boston, Tre	S	6-1	205	6/25/92	27	6	North Carolina	North Fort Myers, Fla.	UFA '19 (ARI)	0/0/0/0
47	Cockrell, Ross	CB	6-0	190	08/06/91	28	6	Duke	Charlotte, N.C.	UFA '18 (NYG)	0/0/0/0
70	Turner, Trai	G	6-3	315	06/14/93	26	6	Louisiana State	New Orleans, La.	D3 '14	0/0/0/0
5th Year (4)											
61	Paradis, Matt	C	6-3	300	10/12/89	29	5	Boise State	Council, Idaho	UFA '19 (DEN)	0/0/0/0
54	Thompson, Shaq	LB	6-0	230	04/21/94	25	5	Washington	Sacramento, Calif.	D1 '15	0/0/0/0
73	Van Roten, Greg	G	6-3	305	02/26/90	29	5	Pennsylvania	Mineola, N.Y.	FA '17	0/0/0/0
60	Williams, Daryl	T	6-6	330	08/31/92	27	5	Oklahoma	Lake Dallas, Texas	D4 '15	0/0/0/0
4th Year (6)											
24	Bradberry, James	CB	6-1	212	08/04/93	26	4	Samford	Pleasant Grove, Ala.	D2 '16	0/0/0/0
92	Butler, Vernon	DT	6-4	330	06/14/94	25	4	Louisiana Tech	Summit, Miss.	D1 '16	0/0/0/0
23	Elliott, Javien	CB	5-11	185	07/18/93	26	4	Florida State	Panama City, Fla.	FA '19	0/0/0/0
69	Larsen, Tyler	C	6-4	325	07/08/91	28	4	Utah State	Sandy, Utah	FA '16	0/0/0/0
82	Manhertz, Chris	TE	6-6	255	04/10/92	27	4	Canisius	New York, N.Y.	WV '16 (NO)	0/0/0/0
5	Palardy, Michael	P	5-11	200	07/06/92	27	4	Tennessee	Fort Lauderdale, Fla.	FA '16	0/0/0/0
3rd Year (4)											
40	Armah, Alex	FB	6-2	255	05/17/94	25	3	West Georgia	Lawrenceville, Ga.	D6 '17	0/0/0/0
22	McCaffrey, Christian	RB	5-11	205	06/07/96	23	3	Stanford	Highlands Ranch, Colo.	D1 '17	0/0/0/0
72	Moton, Taylor	T	6-5	325	03/18/94	25	3	Western Michigan	Okemos, Mich.	D2b '17	0/0/0/0
10	Samuel, Curtis	WR	5-11	195	08/11/96	23	3	Ohio State	Brooklyn, N.Y.	D2a '17	0/0/0/0
2nd Year (11)											
56	Carter Jr, Jermaine	LB	6-1	225	01/14/95	24	2	Maryland	Rockville, Md.	D5 '18	0/0/0/0
28	Gaulden, Rashaan	S	6-1	200	01/23/95	24	2	Tennessee	Spring Hill, Tenn.	D3 '18	0/0/0/0
98	Haynes, Marquis	DE	6-2	235	12/16/93	25	2	Mississippi	Jacksonville, Fla.	D4b '18	0/0/0/0
26	Jackson, Donte	CB	5-10	180	11/08/95	23	2	Louisiana State	Metarie, La.	D2 '18	0/0/0/0
30	Jamerson, Natrell	DB	5-11	200	12/15/95	23	2	Wisconsin	Citra, Fla.	WV '19 (GB)	0/0/0/0
14	McCloud, Ray-Ray	WR	5-9	190	10/15/96	22	2	Clemson	Tampa, Fla.	WV '19 (BUF)	0/0/0/0
12	Moore, DJ	WR	6-0	210	04/14/97	22	2	Maryland	Philadelphia, Pa.	D1 '18	0/0/0/0
94	Obada, Efe	DE	6-6	265	04/13/92	27	2	none	London, England	FA '17	0/0/0/0
57	Smith, Andre	LB	6-0	240	04/20/97	22	2	North Carolina	Jacksonville, Fla.	D7a '18	0/0/0/0
80	Thomas, Ian	TE	6-4	260	06/06/96	23	2	Indiana	Baltimore, Md.	D4a '18	0/0/0/0
11	Zylstra, Brandon	WR	6-2	215	03/25/93	26	2	Concordia	Spicer, Minn.	WV '19 (MIN)	0/0/0/0
Rookie/1st Year (11)											
7	Allen, Kyle	QB	6-3	210	03/08/96	23	1	Houston	Scottsdale, Ariz.	FA '18	0/0/0/0
39	Bonnafon, Reggie	RB	6-0	215	01/04/96	23	1	Louisville	Louisville, Ky.	FA '18	0/0/0/0
53	Burns, Brian	LB/DE	6-5	250	04/23/98	21	R	Florida State	Fort Lauderdale, Fla.	D1 '19	0/0/0/0
65	Daley, Dennis	T	6-6	325	08/07/96	23	R	South Carolina	Columbia, S.C.	D6 '19	0/0/0/0
75	Greene, Brandon	T	6-5	295	03/01/94	25	1	Alabama	Ellenwood, Ga.	FA '19	0/0/0/0
3	Grier, Will	QB	6-1	220	04/03/95	24	R	West Virginia	Charlotte, N.C.	D3 '19	0/0/0/0
43	Kunaszyk, Jordan	LB	6-3	235	10/15/96	22	R	California	Sacramento, Calif.	FA '19	0/0/0/0
74	Little, Greg	T	6-5	310	11/04/97	21	R	Mississippi	Allen, Texas	D2 '19	0/0/0/0
50	Miller, Christian	LB/DE	6-3	245	06/16/96	23	R	Alabama	Columbia, S.C.	D4 '19	0/0/0/0
20	Scarlett, Jordan	RB	5-11	210	07/08/95	24	R	Florida	Fort Lauderdale, Fla.	D5 '19	0/0/0/0
4	Slye, Joey	K	5-11	213	04/10/96	23	R	Virginia Tech	Stafford, Va.	FA '19	0/0/0/0

CAROLINA PANTHERS BY POSITION



No	Name	Pos	Ht	Wt	DOB	Age	Exp	College	Hometown	How Acq	GP/GS/DNP/INA
QUARTERBACKS (3)											
7	Allen, Kyle	QB	6-3	210	03/08/96	23	1	Houston	Scottsdale, Ariz.	FA '18	0/0/0/0
3	Grier, Will	QB	6-1	220	04/03/95	24	R	West Virginia	Charlotte, N.C.	D3 '19	0/0/0/0
1	Newton, Cam	QB	6-5	245	05/11/89	30	9	Auburn	College Park, Ga.	D1 '11	0/0/0/0
RUNNING BACKS (4)											
40	Armah, Alex	FB	6-2	255	05/17/94	25	3	West Georgia	Lawrenceville, Ga.	D6 '17	0/0/0/0
39	Bonnafon, Reggie	RB	6-0	215	01/04/96	23	1	Louisville	Louisville, Ky.	FA '18	0/0/0/0
22	McCaffrey, Christian	RB	5-11	205	06/07/96	23	3	Stanford	Highlands Ranch, Colo.	D1 '17	0/0/0/0
20	Scarlett, Jordan	RB	5-11	210	07/08/95	24	R	Florida	Fort Lauderdale, Fla.	D5 '19	0/0/0/0
WIDE RECEIVERS (6)											
15	Hogan, Chris	WR	6-1	210	10/24/87	31	7	Monmouth	Wyckoff, N.J.	UFA '19 (NE)	0/0/0/0
14	McCloud, Ray-Ray	WR	5-9	190	10/15/96	22	2	Clemson	Tampa, Fla.	WV '19 (BUF)	0/0/0/0
12	Moore, DJ	WR	6-0	210	04/14/97	22	2	Maryland	Philadelphia, Pa.	D1 '18	0/0/0/0
10	Samuel, Curtis	WR	5-11	195	08/11/96	23	3	Ohio State	Brooklyn, N.Y.	D2a '17	0/0/0/0
13	Wright, Jarius	WR	5-10	191	11/25/89	29	8	Arkansas	Warren, Ark.	FA '18	0/0/0/0
11	Zylstra, Brandon	WR	6-2	215	03/25/93	26	2	Concordia	Spicer, Minn.	WV '19 (MIN)	0/0/0/0
TIGHT ENDS (3)											
82	Manhertz, Chris	TE	6-6	255	04/10/92	27	4	Canisius	New York, N.Y.	WV '16 (NO)	0/0/0/0
88	Olsen, Greg	TE	6-5	255	03/11/85	34	13	Miami (Fla.)	Wayne, N.J.	TR '11 (CHI)	0/0/0/0
80	Thomas, Ian	TE	6-4	260	06/06/96	23	2	Indiana	Baltimore, Md.	D4a '18	0/0/0/0
OFFENSIVE LINEMEN (9)											
65	Daley, Dennis	T	6-6	325	08/07/96	23	R	South Carolina	Columbia, S.C.	D6 '19	0/0/0/0
75	Greene, Brandon	T	6-5	295	03/01/94	25	1	Alabama	Ellenwood, Ga.	FA '19	0/0/0/0
69	Larsen, Tyler	C	6-4	325	07/08/91	28	4	Utah State	Sandy, Utah	FA '16	0/0/0/0
74	Little, Greg	T	6-5	310	11/04/97	21	R	Mississippi	Allen, Texas	D2 '19	0/0/0/0
72	Moton, Taylor	T	6-5	325	03/18/94	22	3	Western Michigan	Okemos, Mich.	D2b '17	0/0/0/0
61	Paradis, Matt	C	6-3	300	10/12/89	29	5	Boise State	Council, Idaho	UFA '19 (DEN)	0/0/0/0
70	Turner, Trai	G	6-3	315	06/14/93	26	6	Louisiana State	New Orleans, La.	D3 '14	0/0/0/0
73	Van Roten, Greg	G	6-3	305	02/26/90	29	5	Pennsylvania	Mineola, N.Y.	FA '17	0/0/0/0
60	Williams, Daryl	T	6-6	330	08/31/92	27	5	Oklahoma	Lake Dallas, Texas	D4 '15	0/0/0/0
SPECIALISTS (3)											
44	Jansen, J.J.	LS	6-2	235	01/20/86	33	12	Notre Dame	Phoenix, Ariz.	TR '09 (GB)	0/0/0/0
5	Palardy, Michael	P	5-11	200	07/06/92	27	4	Tennessee	Fort Lauderdale, Fla.	FA '16	0/0/0/0
4	Slye, Joey	K	5-11	213	04/10/96	23	R	Virginia Tech	Stafford, Va.	FA '19	0/0/0/0
DEFENSIVE LINEMEN (11)											
97	Addison, Mario	DE	6-3	260	09/06/87	31	9	Troy	Tarrant, Ala.	FA '12	0/0/0/0
53	Burns, Brian	LB/DE	6-5	250	04/23/98	21	R	Florida State	Fort Lauderdale, Fla.	D1 '19	0/0/0/0
92	Butler, Vernon	DT	6-4	330	06/14/94	25	4	Louisiana Tech	Summit, Miss.	D1 '16	0/0/0/0
98	Haynes, Marquis	DE	6-2	235	12/16/93	25	2	Mississippi	Jacksonville, Fla.	D4b '18	0/0/0/0
55	Irvin, Bruce	LB/DE	6-3	258	11/01/87	31	8	West Virginia	Stockbridge, Ga.	UFA '19 (ATL)	0/0/0/0
77d	Love, Kyle	DT	6-1	310	11/18/86	32	8	Mississippi State	College Park, Ga.	FA '16	0/0/0/0
93	McCoy, Gerald	DT	6-4	300	02/25/88	31	10	Oklahoma	Oklahoma City, Okla.	FA '19	0/0/0/0
50	Miller, Christian	LB/DE	6-3	245	06/16/96	23	R	Alabama	Columbia, S.C.	D4 '19	0/0/0/0
94	Obada, Efe	DE	6-6	265	04/13/92	27	2	none	London, England	FA '17	0/0/0/0
95	Poe, Dontari	DT	6-3	346	08/18/90	29	8	Memphis	Memphis, Tenn.	UFA '18 (ATL)	0/0/0/0
99	Short, Kawann	DT	6-3	315	02/02/89	30	7	Purdue	East Chicago, Ind.	D2 '13	0/0/0/0
LINEBACKERS (5)											
56	Carter Jr, Jermaine	LB	6-1	225	01/14/95	24	2	Maryland	Rockville, Md.	D5 '18	0/0/0/0
59	Kuechly, Luke	LB	6-3	238	04/20/91	28	8	Boston College	Cincinnati, Ohio	D1 '12	0/0/0/0
43	Kunaszyk, Jordan	LB	6-3	235	10/15/96	22	R	California	Sacramento, Calif.	FA '19	0/0/0/0
57	Smith, Andre	LB	6-0	240	04/20/97	22	2	North Carolina	Jacksonville, Fla.	D7a '18	0/0/0/0
54	Thompson, Shaq	LB	6-0	230	04/21/94	25	5	Washington	Sacramento, Calif.	D1 '15	0/0/0/0
DEFENSIVE BACKS (9)											
33	Boston, Tre	S	6-1	205	6/25/92	27	6	North Carolina	North Fort Myers, Fla.	UFA '19 (ARI)	0/0/0/0
24	Bradberry, James	CB	6-1	212	08/04/93	26	4	Samford	Pleasant Grove, Ala.	D2 '16	0/0/0/0
47	Cockrell, Ross	CB	6-0	190	08/06/91	28	6	Duke	Charlotte, N.C.	UFA '18 (NYG)	0/0/0/0
23	Elliott, Javien	CB	5-11	185	07/18/93	26	4	Florida State	Panama City, Fla.	FA '19	0/0/0/0
28	Gaulden, Rashaan	S	6-1	200	01/23/95	24	2	Tennessee	Spring Hill, Tenn.	D3 '18	0/0/0/0
26	Jackson, Donte	CB	5-10	180	11/08/95	23	2	Louisiana State	Metarie, La.	D2 '18	0/0/0/0
30	Jamerson, Natrell	S	5-11	200	12/15/95	23	2	Wisconsin	Citra, Fla.	WV '19 (GB)	0/0/0/0
42	Jones, Colin	S	6-0	205	10/27/87	31	9	Texas Christian	Bridgeport, Texas	TR '12 (SF)	0/0/0/0
25	Reid, Eric	S	6-1	215	12/10/91	27	7	Louisiana State	Geismar, La.	FA '18	0/0/0/0

2019 PRESEASON STATISTICS

Carolina Panthers / Week 5 / Through Thursday, August 29, 2019 / Pre Season

Won 2, Lost 2

8/8/2019	W	23 - 13	at Chicago Bears
8/16/2019	L	14 - 27	Buffalo Bills
8/22/2019	L	3 - 10	at New England Patriots
8/29/2019	W	25 - 19	Pittsburgh Steelers

	Carolina	Opponent
Total First Downs	66	69
Rushing	20	22
Passing	38	41
Penalty	8	6
3rd Down: Made/Att	17/54	24/58
3rd Down Pct.	31.5%	41.4%
4th Down: Made/Att	3/4	0/1
4th Down Pct.	75.0%	0.0%
Possession Avg.	29:14	30:46
Total Net Yards	1009	1140
Avg. Per Game	252.3	285.0
Total Plays	238	244
Avg. Per Play	4.2	4.7
Net Yards Rushing	352	322
Avg. Per Game	88.0	80.5
Total Rushes	90	100
Net Yards Passing	657	818
Avg. Per Game	164.3	204.5
Sacked/Yards Lost	16/125	16/95
Gross Yards	782	913
Attempts/Completions	132/75	128/83
Completion Pct.	56.8%	64.8%
Had Intercepted	4	2
Punts/Average	23/48.9	21/48.9
Net Punting Avg.	40.9	39.9
Penalties/Yards	27/245	34/310
Fumbles/Ball Lost	5/2	6/2
Touchdowns	6	7
Rushing	1	3
Passing	5	2
Returns	1	0

Score By Periods	Q1	Q2	Q3	Q4	OT	Pts
Team	3	19	10	33	0	65
Opponents	17	40	0	12	0	69

Scoring	TD	Ru	Pa	Rt	PAT	FG	2Pt	Pts
J.Slye	0	0	0	0	4/4	7/8	0	25
E.Holyfield	2	1	1	0	0/0	0/0	1	14
J.Scarlett	1	0	1	0	0/0	0/0	0	6
A.Robinson	1	0	1	0	0/0	0/0	0	6
R.Ross	1	0	1	0	0/0	0/0	0	6
T.Hemingway	1	0	1	0	0/0	0/0	0	6
R.Bonnafon	0	0	0	0	0/0	0/0	1	2
Team	6	1	5	0	4/4	7/8	2	65
Opponents	7	3	2	2	6/7	7/11	0	69

2-Pt. Conversions: Team 2/2, Opponents: 0/0
 Sacks: M.Haynes 4.0, B.Burns 4.0, A.Smith 2.0, A.Williams 1.0, J.Kunaszyk 1.0, C.Miller 1.0, W.Hamilton 1.0, D.Poe 0.5, E.Obada 0.5, C.Elder 0.5, M.Addison 0.5 Team: 16.0, Opponents: 16.0

Rushing	No.	Yds	Avg	Long	TD
J.Scarlett	29	81	2.8	16	0
E.Holyfield	19	79	4.2	11t	1
R.Bonnafon	11	51	4.6	17	0
C.Artis-Payne	11	32	2.9	11	0
W.Grier	4	30	7.5	20	0
K.Allen	4	29	7.3	13	0
T.Heinicke	4	19	4.8	11	0
C.McCaffrey	3	16	5.3	13	0
A.Armah	4	13	3.3	6	0
J.Mickens	1	2	2.0	2	0
Team	90	352	3.9	20	1
Opponents	100	322	3.2	23	3

Receiving	No.	Yds	Avg	Long	TD
R.Bonnafon	13	139	10.7	27	0
A.Levrone	8	86	10.8	21	0
D.White	6	122	20.3	54	0
E.Holyfield	6	28	4.7	8	1
T.Hemingway	5	73	14.6	23	1
J.Scarlett	5	47	9.4	14	1
T.Godwin	5	30	6.0	10	0
R.Ross	4	36	9.0	12	1
A.Robinson	3	48	16.0	34t	1
C.Artis-Payne	3	34	11.3	17	0
C.Samuel	3	29	9.7	13	0
M.Baugh	3	29	9.7	16	0
J.Vander Laan	3	22	7.3	18	0
D.Moore	2	11	5.5	8	0
I.Thomas	1	16	16.0	16	0
C.McCaffrey	1	10	10.0	10	0
A.Armah	1	8	8.0	8	0
C.Hogan	1	6	6.0	6	0
G.Olsen	1	4	4.0	4	0
J.Mickens	1	4	4.0	4	0
T.Smith	0	0	0.0	0	0
C.Manhertz	0	0	0.0	0	0
D.Jeanpiere	0	0	0.0	0	0
Team	75	782	10.4	54	5
Opponents	83	913	11.0	48	2

Interceptions	No.	Yds	Avg	Long	TD
L.Doss	1	0	0.0	0	0
J.Kunaszyk	1	0	0.0	0	0
Team	2	0	0.0	0	0
Opponents	4	94	23.5	70t	1

Punting	No	Yds	Avg	Net	TB	In	Lg	B
M.Palardy	23	1124	48.9	40.9	2	6	73	0
Team	23	1124	48.9	40.9	2	6	73	0
Opponents	21	1026	48.9	39.9	0	7	60	0

Punt Returns	Ret	FC	Yds	Avg	Long	TD
T.Godwin	10	1	117	11.7	57	0
R.Ross	3	0	58	19.3	23	0
J.Mickens	2	0	14	7.0	7	0
D.Jeanpiere	1	0	0	0.0	0	0
Team	16	1	189	11.8	57	0
Opponents	13	3	143	11.0	37	0

Kickoff Returns	No.	Yds	Avg	Long	TD
R.Bonnafon	3	64	21.3	24	0
J.Mickens	2	62	31.0	33	0
T.Godwin	1	24	24.0	24	0
C.Artis-Payne	1	22	22.0	22	0
Team	7	172	24.6	33	0
Opponents	2	40	20.0	21	0

Field Goals	1-19	20-29	30-39	40-49	50+
J.Slye	0/0	1/1	0/0	3/4	3/3
Team	0/0	1/1	0/0	3/4	3/3
Opponents	0/0	3/3	1/1	3/7	0/0

Fumbles Lost: W.Grier 1, E.Holyfield 1 Total: 2
 Opponent Fumble Recoveries: W.Hamilton 1, A.Smith 1 Total: 2

Passing	Att	Cmp	Yds	Cmp%	Yds/Att	TD	TD%	Int	Int%	Long	Sack	Lost	Rating
W.Grier	61	34	385	55.7%	6.3	2	3.3%	3	4.9%	54	7/	53	65.3
T.Heinicke	31	19	202	61.3%	6.5	3	9.7%	1	3.2%	23	3/	30	99.1
K.Allen	34	18	165	52.9%	4.8	0	0.0%	0	0.0%	21	4/	25	66.4
C.Newton	6	4	30	66.7%	5.0	0	0.0%	0	0.0%	13	2/	17	78.5
Team	132	75	782	56.8%	5.9	5	3.8%	4	3.0%	54	16/	125	74.1
Opponents	128	83	913	64.8%	7.1	2	1.6%	2	1.6%	48	16/	95	84.5

CAROLINA PANTHERS 2019 PRESEASON DEFENSIVE STATISTICS (press box stats)

PLAYER	TACKLES			SACKS	QBP	FF	FR	INT	PD	TD
	TOTAL	SOLO	ASSIST							
Jordan Kunaszyk	12	6	18	1	1	-	-	1	1	-
Antwione Williams	10	6	16	1	1	-	-	-	-	-
Andre Smith	12	2	14	2	2	-	1	-	1	-
Rashaan Gaulden	9	3	12	-	1	1	-	-	1	-
Lorenzo Doss	9	1	10	-	-	-	-	1	3	-
Marquis Haynes	8	2	10	4	8	1	-	-	-	-
Woodrow Hamilton	6	4	10	1	1	-	1	-	-	-
Jermaine Carter	9	0	9	-	-	-	-	-	-	-
Jared Norris	7	2	9	-	-	1	-	-	-	-
Damian Parms	5	4	9	-	-	-	-	-	1	-
Efe Obada	3	6	9	0.5	2	-	-	-	-	-
Quin Blanding	6	2	8	-	1	-	-	-	2	-
Brian Burns	7	0	7	4	4	1	-	-	-	-
Cole Luke	5	2	7	-	-	-	-	-	1	-
Tre Boston	5	2	7	-	-	-	-	-	-	-
Josh Thornton	4	3	7	-	-	-	-	-	1	-
Sione Teuhema	5	1	6	-	1	-	-	-	-	-
Donte Jackson	5	1	6	-	-	-	-	-	-	-
Corrion Ballard	5	1	6	-	-	-	-	-	-	-
Bryan Cox	4	2	6	-	1	-	-	-	-	-
Corn Elder	2	4	6	0.5	1	-	-	-	-	-
Ross Cockrell	5	0	5	-	-	-	-	-	-	-
Ryan Pulley	5	0	5	-	-	-	-	-	-	-
James Bradberry	3	1	4	-	-	-	-	-	1	-
Dontari Poe	2	2	4	0.5	1	-	-	-	-	-
Eric Reid	2	2	4	-	-	-	-	-	-	-
Christian Miller	2	1	3	1	3	-	-	-	-	-
Javien Elliott	2	0	2	-	-	-	-	-	1	-
Shaq Thompson	2	0	2	-	-	-	-	-	-	-
Vernon Butler	1	1	2	-	-	-	-	-	-	-
Bijhon Jackson	1	1	2	-	-	-	-	-	-	-
Bruce Irvin	1	1	2	-	-	-	-	-	-	-
Mario Addison	0	2	2	0.5	1	-	-	-	-	-
Brandon Bell	0	2	2	-	-	-	-	-	-	-
Kyle Love	1	0	1	-	-	-	-	-	-	-
Luke Kuechly	1	0	1	-	-	-	-	-	-	-
Kawann Short	0	1	1	-	-	-	-	-	-	-
Colin Jones	0	1	1	-	-	-	-	-	-	-
Jason Vander Laan	0	0	0	-	-	-	-	-	-	-
Alex Armah	0	0	0	-	-	-	-	-	-	-
Michael Palardy	0	0	0	-	-	-	-	-	-	-
Elijah Holyfield	0	0	0	-	-	-	-	-	-	-
Marcus Baugh	0	0	0	-	-	-	-	-	-	-
DeAndrew White	0	0	0	-	-	-	-	-	-	-
Chris Hogan	0	0	0	-	-	-	-	-	-	-
Jaydon Mickens	0	0	0	-	-	-	-	-	-	-
Reggie Bonnafon	0	0	0	-	-	-	-	-	-	-
Taylor Heinicke	0	0	0	-	-	-	-	-	-	-
Kofi Amichia	0	0	0	-	-	-	-	-	-	-
TOTAL	166	69	235	16	29	4	2	2	13	0

2018 REGULAR SEASON STATISTICS

WON 7, LOST 9

09/09	W	16-8	Dallas	74,532
09/16	L	24-31	at Atlanta	72,528
09/23	W	31-21	Cincinnati	72,161
10/07	W	33-31	N.Y. Giants	74,221
10/14	L	17-23	at Washington	60,482
10/21	W	21-17	at Philadelphia	69,696
10/28	W	36-21	Baltimore	73,843
11/04	W	42-28	Tampa Bay	73,513
11/08	L	21-52	at Pittsburgh	62,881
11/18	L	19-20	at Detroit	61,999
11/25	L	27-30	Seattle	74,002
12/02	L	17-24	at Tampa Bay	52,568
12/09	L	20-26	at Cleveland	59,392
12/17	L	9-12	New Orleans	74,188
12/23	L	10-24	Atlanta	73,722
12/30	W	33-14	at New Orleans	73,028

TOTAL FIRST DOWNS

	CAROLINA	OPPONENTS
Rushing	117	110
Passing	212	185
Penalty	27	20
3rd Down: Made/Att	77/185	73/183
3rd Down Pct.	41.6	39.9
4th Down: Made/Att	9/19	10/17
4th Down Pct.	47.4	58.8

POSSESSION AVG.

Avg. Per Game	30.44	29.16
Total Plays	5972	5651
Avg. Per Play	373.3	353.2
NET YARDS RUSHING	1011	948
Avg. Per Game	5.9	6.0
Total Rushes	2136	1804

NET YARDS PASSING

Avg. Per Game	133.5	112.8
NET YARDS RUSHING	416	384
Avg. Per Game	3836	3847
Sacked/Yards Lost	239.8	240.4
Gross Yards	32/235	35/215
Att./Completions	4071	4062
Completion Pct.	563/378	529/353
Had Intercepted	67.1	66.7
	16	13

PUNTS/AVERAGE

NET PUNTING AVG.	61/45.2	64/45.8
PENALTIES/YARDS	61/41.0	64/42.2
FUMBLES/BALL LOST	92/818	91/805
TOUCHDOWNS	20/6	22/10

TOUCHDOWNS

Rushing	46	46
Passing	17	13
Returns	28	32
	1	1

SCORE BY PERIODS

	Q1	Q2	Q3	Q4	OT	PTS
TEAM	96	128	40	112	0	376
OPPONENTS	89	104	83	106	0	382

SCORING

	TD	Ru	Pa	Rt	K-PAT	FG	S	PTS
McCaffrey	13	7	6	0	-	-	0	78
Gano	0	0	0	0	30/33	14/16	0	72
Samuel	7	2	5	0	-	-	0	42
Funchess	4	0	4	0	-	-	0	24
Newton	4	4	0	0	-	-	0	24
Olsen	4	0	4	0	-	-	0	24
Catanzaro	0	0	0	0	7/8	5/5	0	22
T. Smith	2	0	2	0	-	-	0	14
Armah	2	2	0	0	-	-	0	12
Moore	2	0	2	0	-	-	0	12
Thomas	2	0	2	0	-	-	0	12
Wright	1	0	1	0	-	-	0	8
Allen	1	1	0	0	-	-	0	6
C. Anderson	1	0	1	0	-	-	0	6
Artis-Payne	1	1	0	0	-	-	0	6
Jones	1	0	0	1	-	-	0	6
Manhertz	1	0	1	0	-	-	0	6
Jackson	0	0	0	0	-	-	0	2
TEAM	46	17	28	1	37/41	19/21	0	376
OPPONENTS	46	13	32	1	42/43	20/23	0	382

2-POINT CONVERSIONS: Carolina 2-5, Opponents 2-3

PASSING	Att	Cmp	Yds	Cmp%	Yds/Att	TD	TD%	Int	Int%	Long	Sacked (Lost)	Rating
Newton	471	320	3395	67.9	7.21	24	5.1	13	2.8	82	29 (213)	94.2
Heinicke	57	35	320	61.4	5.61	1	1.8	3	5.3	33	2 (17)	60.6
Allen	31	20	266	64.5	8.58	2	6.5	0	0.0	53t	0 (0)	113.1
Gilbert	3	2	40	66.7	13.33	0	0.0	0	0.0	31	1 (5)	109.7
McCaffrey	1	1	50	100.0	50.00	1	100.0	0	0.0	50t	0 (0)	158.3
TEAM	563	378	4071	67.1	7.23	28	5.0	16	2.8	82	32 (235)	92.9
OPPONENTS	529	353	4062	66.7	7.68	32	6.0	13	2.5	75t	35 (215)	99.6

RUSHING	No.	Yds	Avg	Long	TD
McCaffrey	219	1098	5.0	59	7
Newton	101	488	4.8	29	4
Moore	13	172	13.2	32	0
C. Anderson	24	104	4.3	22	0
Samuel	8	84	10.5	33t	2
Artis-Payne	19	69	3.6	15t	1
Wright	2	39	19.5	34	0
Heinicke	5	31	6.2	19	0
Allen	5	19	3.8	10	1
Cadet	11	17	1.5	5	0
Armah	9	15	1.7	4	2
TEAM	416	2136	5.1	59	17
OPPONENTS	384	1804	4.7	60	13

RECEIVING	No.	Yds	Avg	Long	TD
McCaffrey	107	867	8.1	38	6
Moore	55	788	14.3	82	2
Funchess	44	549	12.5	27	4
Wright	43	447	10.4	33	1
Samuel	39	494	12.7	53t	5
Thomas	36	333	9.3	31	2
Olsen	27	291	10.8	23	4
T. Smith	17	190	11.2	35	2
Artis-Payne	3	15	5.0	13	0
Manhertz	2	52	26.0	50t	1
C. Anderson	1	24	24.0	24t	1
Byrd	1	8	8.0	8	0
Armah	1	5	5.0	5	0
Cadet	1	5	5.0	5	0
Barner	1	3	3.0	3	0
TEAM	378	4071	10.8	82	28
OPPONENTS	353	4062	11.5	75t	32

INTERCEPTIONS	No.	Yds	Avg	Long	TD
Jackson	4	0	0.0	0	0
Adams	3	11	3.7	18	0
Reid	1	39	39.0	39	0
Bradberry	1	29	29.0	29	0
Jones	1	5	5.0	5	0
Munnerlyn	1	2	2.0	2	0
Kuechly	1	0	0.0	0	0
Obada	1	0	0.0	0	0
TEAM	13	86	6.6	39	0
OPPONENTS	16	179	11.2	50	1

PUNTING	No.	Yds	Avg	Net	TB	In	Lg	B
Palardy	61	2759	45.2	41.0	4	24	59	0
CAROLINA	61	2759	45.2	41.0	4	24	59	0
OPPONENTS	64	2928	45.8	42.2	3	25	62	0

PUNT RETURNS	Ret	FC	Yds	Avg	Long	TD
Byrd	11	5	104	9.5	30	0
Barner	7	6	29	4.1	13	0
Moore	6	5	32	5.3	15	0
TEAM	24	16	165	6.9	30	0
OPPONENTS	22	24	181	8.2	23	0

KICKOFF RETURNS	No.	Yds	Avg	Long	TD
Samuel	10	209	20.9	32	0
Barner	9	220	24.4	37	0
Moore	5	119	23.8	32	0
Byrd	2	34	17.0	22	0
TEAM	26	582	22.4	37	0
OPPONENTS	17	406	23.9	50	0

FIELD GOALS	1-19	20-29	30-39	40-49	50+	FG	PAT	POINTS
Catanzaro	0/0	1/1	2/2	0/0	2/2	5/5	7/8	22
Gano	0/0	3/3	4/5	4/4	3/4	14/16	30/33	72
TEAM	0/0	4/4	6/7	4/4	5/6	19/21	37/41	94
OPPONENTS	0/0	2/2	7/8	7/8	4/5	20/23	42/43	102

FUMBLES (Lost): Newton 6(0), McCaffrey 4(1), Moore 4(3), Wright 3(1), Barner 1(0), Heinicke 1(0), Samuel 1(1).

SACKS: Addison 9.0, Peppers 5.0, Thompson 3.5, Short 3.0, Kuechly 2.0, Munnerlyn 2.0, Obada 2.0, Horton 1.5, Love 1.5, Bradberry 1.0, Jackson 1.0, Poe 1.0, Reid 1.0, (team) 1.0, Butler 0.5.
CAROLINA 35, OPPONENTS 32

CAROLINA PANTHERS 2018 REGULAR SEASON DEFENSIVE STATISTICS (coaches film review)

PLAYER	TACKLES			SACKS	QBP	FF	FR	INT	YDS	PD	TD
	TOTAL	SOLO	ASSIST								
Luke Kuechly	156	122	34	2.0	7	2	1	1	0	6	-
Shaq Thompson	87	55	32	3.5	9	1	-	-	-	2	-
Thomas Davis	84	49	35	-	12	-	2	-	-	6	-
Donte Jackson	83	75	8	1.0	-	1	-	4	0	7	-
Mike Adams	77	65	12	-	3	-	-	3	11	4	-
Eric Reid	73	68	5	1.0	4	-	-	1	39	5	-
James Bradberry	69	57	12	1.0	1	1	-	1	29	20	-
Kawann Short	50	38	12	3.0	22	1	-	-	-	-	-
Captain Munneryn	47	40	7	2.0	5	-	1	1	2	10	-
Mario Addison	40	29	11	9.0	14	2	-	-	-	-	-
Dontari Poe	32	14	18	1.0	8	-	-	-	-	-	-
Julius Peppers	27	19	8	5.0	9	2	1	-	-	7	-
Kyle Love	23	16	7	1.5	12	3	2	-	-	1	-
Wes Horton	22	14	8	1.5	5	-	-	-	-	-	-
Vernon Butler	21	10	11	0.5	10	-	1	-	-	-	-
Colin Jones	14	12	2	-	-	-	-	1	5	1	-
Rashaan Gaulden	12	10	2	-	-	-	-	-	-	1	-
Jermaine Carter, Jr.	12	6	6	-	1	-	-	-	-	-	-
Bryan Cox, Jr.	10	6	4	-	3	-	-	-	-	-	-
David Mayo	9	6	3	-	3	-	-	-	-	-	-
Efe Obada	8	6	2	2.0	6	-	-	1	0	3	-
Da'Norris Searcy	7	5	2	-	-	-	-	-	-	-	-
Corn Elder	4	2	2	-	-	-	-	-	-	-	-
Marquis Haynes	1	1	0	-	-	-	-	-	-	-	-
Andre Smith	1	1	0	-	-	-	-	-	-	-	-

CAROLINA PANTHERS 2018 REGULAR SEASON SPECIAL TEAMS STATISTICS (coaches film review)

PLAYER	TACKLES	FF	FR	BLK	TD
Colin Jones	6	-	1	-	1
Curtis Samuel	6	-	-	-	-
Ben Jacobs	6	-	-	-	-
Rashaan Gaulden	4	-	-	-	-
Shaq Thompson	4	-	-	-	-
Alex Armah	2	-	-	-	-
Jermaine Carter	2	-	-	-	-
Marquis Haynes	2	-	-	-	-
David Mayo	2	-	-	-	-
Andre Smith	2	-	-	-	-
Ian Thomas	2	-	-	-	-
Cameron Artis-Payne	1	-	-	-	-
Kenjon Barner	1	-	-	-	-
Damiere Byrd	1	-	-	-	-
Chandler Catanzaro	1	-	-	-	-
Lorenzo Doss	1	-	-	-	-
Graham Gano	1	-	-	-	-
Donte Jackson	1	-	-	-	-
J.J. Jansen	1	-	-	-	-
Jared Norris	1	-	-	-	-
Eric Reid	1	-	-	-	-



ALL-TIME

LEADERS

ALL-TIME CAREER SCORERS

SCORING	YEARS	TD	TDr	TDp	TDrt	FG	ATT	PAT	ATT	2pt.	S	PTS
Kasay, John	1995-2010	0	0	0	0	351 -	424	429 -	438	0	0	1482
Gano, Graham	2012-2019	0	0	0	0	165 -	193	247 -	260	0	0	742
Smith, Steve	2001-2013	75	2	67	6	0 -	0	0 -	0	2	0	454
Newton, Cam	2011-2019	58	58	0	0	0 -	0	0 -	0	2	0	352
Stewart, Jonathan	2008-2017	58	51	7	0	0 -	0	0 -	0	0	0	348
Williams, DeAngelo	2006-2014	53	46	7	0	0 -	0	0 -	0	2	0	322
Muhammad, Muhsin	1996-2004; 2008-0	50	0	50	0	0 -	0	0 -	0	2	0	304
Walls, Wesley	1996-2002	44	0	44	0	0 -	0	0 -	0	0	0	264
Olsen, Greg	2011-2019	37	0	37	0	0 -	0	0 -	0	2	0	226
Funchess, Devin	2015-2018	21	0	21	0	0 -	0	0 -	0	1	0	128
McCaffrey, Christian	2017-2019	20	9	11	0	0 -	0	0 -	0	0	0	120
Davis, Stephen	2003-2005	20	20	0	0	0 -	0	0 -	0	0	0	120
Ginn Jr., Ted	2013, 2015-2016	19	0	19	0	0 -	0	0 -	0	0	0	114
Tolbert, Mike	2012-2016	19	13	6	0	0 -	0	0 -	0	0	0	114
Mare, Olindo	2011	0	0	0	0	22 -	28	44 -	45	0	0	110
Benjamin, Kelvin	2014-2017	18	0	18	0	0 -	0	0 -	0	0	0	108
Biakabutuka, Tshimanga	1996-2001	17	14	3	0	0 -	0	0 -	0	0	0	102
Nedney, Joe	2000	0	0	0	0	26 -	28	20 -	20	0	0	98
Foster, DeShaun	2002-2007	14	10	4	0	0 -	0	0 -	0	0	0	84
Carrier, Mark	1995-1998	13	0	13	0	0 -	0	0 -	0	0	0	78
LaFell, Brandon	2010-2013	13	0	13	0	0 -	0	0 -	0	0	0	78
Lane, Fred	1997-1999	13	13	0	0	0 -	0	0 -	0	0	0	78
Jeffers, Patrick	1999-2001	12	0	12	0	0 -	0	0 -	0	0	0	72
Ismail, Raghib	1996-1998	11	1	10	0	0 -	0	0 -	0	0	0	66
Graham, Shayne	2002	0	0	0	0	13 -	18	21 -	21	0	0	60
Goings, Nick	2001-2008	9	6	3	0	0 -	0	0 -	0	1	0	56
Johnson, Anthony	1995-1999	9	7	2	0	0 -	0	0 -	0	1	0	56
Floyd, William	1998-2000	9	7	2	0	0 -	0	0 -	0	0	0	54
Green, Willie	1995-1996	9	0	9	0	0 -	0	0 -	0	0	0	54
Hoover, Brad	2000-2009	9	3	6	0	0 -	0	0 -	0	0	0	54
King, Jeff	2006-2010	9	0	9	0	0 -	0	0 -	0	0	0	54
Mangum, Kris	1997-2006	9	0	9	0	0 -	0	0 -	0	0	0	54
Brown, Corey	2014-2016	8	0	7	1	0 -	0	0 -	0	0	0	48
Carter, Drew	2004-2007	8	0	8	0	0 -	0	0 -	0	0	0	48
Proehl, Ricky	2003-2005	8	0	8	0	0 -	0	0 -	0	0	0	48
Cunningham, Richie	1999-2000	0	0	0	0	8 -	10	22 -	23	0	0	46
Colbert, Keary	2004-2007	7	0	7	0	0 -	0	0 -	0	1	0	44
Medlock, Justin	2012	0	0	0	0	7 -	10	23 -	23	0	0	44
Hayes, Donald	1998-2001	7	0	7	0	0 -	0	0 -	0	0	0	42
Samuel, Curtis	2017-2019	7	2	5	0	0 -	0	0 -	0	0	0	42
Smith, Lamar	2002	7	7	0	0	0 -	0	0 -	0	0	0	42
Dickson, Ed	2014-2017	6	0	5	1	0 -	0	0 -	0	0	0	36
Weinke, Chris	2001-2006	6	6	0	0	0 -	0	0 -	0	0	0	36
Artis-Payne, Cameron	2015-2018	5	5	0	0	0 -	0	0 -	0	0	0	30
Bates, Michael	1996-2000	5	0	0	5	0 -	0	0 -	0	0	0	30
Brown, Dee	2002	5	4	1	0	0 -	0	0 -	0	0	0	30
Delhomme, Jake	2003-2009	5	5	0	0	0 -	0	0 -	0	0	0	30
Johnson, Keyshawn	2006	5	1	4	0	0 -	0	0 -	0	0	0	30
Munnerlyn, Captain	2009-13; 2017-18	5	0	0	5	0 -	0	0 -	0	0	0	30
Rosario, Dante	2007-2010	5	0	5	0	0 -	0	0 -	0	0	0	30
Collins, Kerry	1995-1998	4	4	0	0	0 -	0	0 -	0	2	0	28
Cotchery, Jerricho	2014-2015	4	0	4	0	0 -	0	0 -	0	1	0	26
Byrd, Isaac	2000-2002	4	0	4	0	0 -	0	0 -	0	0	0	24
Carruth, Rae	1997-1999	4	0	4	0	0 -	0	0 -	0	0	0	24
Griffith, Howard	1995-1996	4	2	2	0	0 -	0	0 -	0	0	0	24
Minter, Mike	1997-2006	4	0	0	4	0 -	0	0 -	0	0	0	24

Moore, Derrick	1995	4	4	0	0	0	-	0	0	-	0	0	24
Shockey, Jeremy	2011	4	0	4	0	0	-	0	0	-	0	0	24
Whittaker, Fozzy	2014-2018	4	2	2	0	0	-	0	0	-	0	0	24
Catanzaro, Chandler	2018	0	0	0	0	5	-	5	7	-	8	0	22
Beuerlein, Steve	1996-2000	3	3	0	0	0	-	0	0	-	0	1	20
Gamble, Chris	2004-2012	3	0	0	3	0	-	0	0	-	0	0	18
Gettis, David	2010-13	3	0	3	0	0	-	0	0	-	0	0	18
Goodson, Mike	2009-2011	3	3	0	0	0	-	0	0	-	0	0	18
Greene, Scott	1996-1997	3	1	2	0	0	-	0	0	-	0	0	18
Hetherington, Chris	1999-2001	3	2	1	0	0	-	0	0	-	0	0	18
Huntley, Richard	2001	3	2	1	0	0	-	0	0	-	0	0	18
Metzelaars, Pete	1995	3	0	3	0	0	-	0	0	-	0	0	18
Peppers, Julius	2002-09; 2017-18	3	0	0	3	0	-	0	0	-	0	0	18
Byrd, Damiere	2016-2018	3	0	2	1	0	-	0	0	-	0	0	18
Seidman, Mike	2003-2006	2	0	2	0	0	-	0	0	-	0	1	14
Armah, Alex	2017-2019	2	2	0	0	0	-	0	0	-	0	0	12
Coleman, Kurt	2015-2017	2	0	0	2	0	-	0	0	-	0	0	12
Crawford, Casey	2000-2001	2	0	1	1	0	-	0	0	-	0	0	12
Davis, Eric	1996-2000	2	0	0	2	0	-	0	0	-	0	0	12
Evans, Doug	1998-2001	2	0	0	2	0	-	0	0	-	0	0	12
Fauria, Christian	2007	2	0	2	0	0	-	0	0	-	0	0	12
Gaines, Michael	2004-2006	2	2	0	0	0	-	0	0	-	0	0	12
Guliford, Eric	1995	2	0	1	1	0	-	0	0	-	0	0	12
Kinchen, Brian	1999-2000	2	0	2	0	0	-	0	0	-	0	0	12
Kuechly, Luke	2012-2019	2	0	0	2	0	-	0	0	-	0	0	12
Manning, Jr., Ricky	2003-2005	2	0	0	2	0	-	0	0	-	0	0	12
Marshall, Richard	2006-2010	2	0	0	2	0	-	0	0	-	0	0	12
Mills, Sam	1995-1997	2	0	0	2	0	-	0	0	-	0	0	12
Moore, DJ	2018-2019	2	0	2	0	0	-	0	0	-	0	0	12
Murphy, Louis	2012	2	0	1	1	0	-	0	0	-	0	0	12
Norman, Josh	2011-2015	2	0	0	2	0	-	0	0	-	0	0	12
Pilares, Kealoha	2011-2012	2	0	1	1	0	-	0	0	-	0	0	12
Smith, Torrey	2018	2	0	2	0	0	-	0	0	-	0	0	12
Thomas, Ian	2018-2019	2	0	2	0	0	-	0	0	-	0	0	12
Wiggins, Jermaine	2002	2	0	2	0	0	-	0	0	-	0	0	12
Chandler, Jeff	2004	0	0	0	0	0	-	2	8	-	8	0	8
Christian, Bob	1995-1996	1	0	1	0	0	-	0	0	-	0	2	8
Davis, Thomas	2005-2018	0	0	0	1	0	-	0	0	-	0	0	8
Stone, Dwight	1995-1998	1	0	0	1	0	-	0	0	-	0	0	8
Wright, Jarius	2018-2019	1	0	1	0	0	-	0	0	-	0	0	8
Sauerbrun, Todd	2001-2004	0	0	0	0	1	-	1	4	-	4	0	7
Allen, Kyle	2018-2019	1	1	0	0	0	-	0	0	-	0	0	6
Anderson, C.J.	2018	1	0	1	0	0	-	0	0	-	0	0	6
Anderson, Rashard	2000-2001	1	0	0	1	0	-	0	0	-	0	0	6
Avant, Jason	2014	1	0	1	0	0	-	0	0	-	0	0	6
Barnidge, Gary	2008-12	1	0	1	0	0	-	0	0	-	0	0	6
Beebe, Don	1995	1	0	1	0	0	-	0	0	-	0	0	6
Bennett, Brandon	2004	1	1	0	0	0	-	0	0	-	0	0	6
Bersin, Brenton	2014-2017	1	0	1	0	0	-	0	0	-	0	0	6
Boston, Tre	2014-2016	1	0	0	1	0	-	0	0	-	0	0	6
Brockel, Richie	2011-2015	1	1	0	0	0	-	0	0	-	0	0	6
Broughton, Luther	1997-1998	1	0	1	0	0	-	0	0	-	0	0	6
Clay, Kaelin	2017	1	0	0	1	0	-	0	0	-	0	0	6
Florence, Drayton	2013	1	0	0	1	0	-	0	0	-	0	0	6
Gardner, Rod	2005	1	0	1	0	0	-	0	0	-	0	0	6
Godfrey, Charles	2008-2014	1	0	0	1	0	-	0	0	-	0	0	6
Greene, Kevin	1996; 1998-1999	1	0	0	1	0	-	0	0	-	0	0	6
Harper, Roman	2014-2015	1	0	0	1	0	-	0	0	-	0	0	6
Hitchcock, Jimmy	2000-2001	1	0	0	1	0	-	0	0	-	0	0	6
Hixon, Domenik	2013	1	0	1	0	0	-	0	0	-	0	0	6

Jarrett, Dwayne	2007-2010	1	0	1	0	0	-	0	0	-	0	0	0	6
Jones, Colin	2012-2019	1	0	0	1	0	-	0	0	-	0	0	0	6
King, Shawn	1996-1998	1	0	0	1	0	-	0	0	-	0	0	0	6
Kragen, Greg	1995-1997	1	0	0	1	0	-	0	0	-	0	0	0	6
Lucas, Ken	2005-2008	1	0	0	1	0	-	0	0	-	0	0	0	6
Manhertz, Chris	2017-2019	1	0	1	0	0	-	0	0	-	0	0	0	6
McKyer, Tim	1995	1	0	0	1	0	-	0	0	-	0	0	0	6
Mills, Ernie	1997	1	0	1	0	0	-	0	0	-	0	0	0	6
Moorehead, Kindal	2003-07	1	0	0	1	0	-	0	0	-	0	0	0	6
Naanee, Legedu	2011	1	0	1	0	0	-	0	0	-	0	0	0	6
Ogbonnaya, Chris	2014	1	1	0	0	0	-	0	0	-	0	0	0	6
Oliver, Winslow	1996-1998	1	0	0	1	0	-	0	0	-	0	0	0	6
Philyaw, Dino	1995-1996	1	1	0	0	0	-	0	0	-	0	0	0	6
Robertson, Jamal	2004-2005	1	1	0	0	0	-	0	0	-	0	0	0	6
Shepard, Russell	2017	1	0	1	0	0	-	0	0	-	0	0	0	6
Smart, Rod	2002-2005	1	0	0	1	0	-	0	0	-	0	0	0	6
Thompson, Shaq	2015-2019	1	0	0	1	0	-	0	0	-	0	0	0	6
Uwaezuoke, Iheanyi	2000	1	0	0	1	0	-	0	0	-	0	0	0	6
Vaughan, Josh	2010-2011	1	1	0	0	0	-	0	0	-	0	0	0	6
Wallace, Al	2002-2006	1	0	0	1	0	-	0	0	-	0	0	0	6
Wesley, Dante	2002-05; 2007-09	1	0	0	1	0	-	0	0	-	0	0	0	6
White, Melvin	2013-2014	1	0	0	1	0	-	0	0	-	0	0	0	6
Witherspoon, Will	2002-2005	1	0	0	1	0	-	0	0	-	0	0	0	6
Workman, Vince	1995	1	1	0	0	0	-	0	0	-	0	0	0	6
Hardy, Greg	2010-2014	0	0	0	0	0	-	0	0	-	0	2	4	
Hilbert, Jon	2002	0	0	0	0	0	-	2	3	-	3	0	3	
Addison, Mario	2012-2019	0	0	0	0	0	-	0	0	-	0	1	2	
Applewhite, Antwan	2011-2012	0	0	0	0	0	-	0	0	-	0	1	2	
Jackson, Donte	2018-2019	0	0	0	0	0	-	0	0	-	0	1	2	
Onatolu, Kenny	2012	0	0	0	0	0	-	0	0	-	0	1	2	
Rasby, Walter	1995-1997	0	0	0	0	0	-	0	0	-	0	1	2	
Rucker, Mike	1999-2007	0	0	0	0	0	-	0	0	-	0	1	2	
Thomas, Hollis	2009	0	0	0	0	0	-	0	0	-	0	1	2	
TOTALS		901	325	504	73	598	-	721	828	-	853	23	9	8098

ALL-TIME CAREER PASSERS

PASSING YARDS	YEARS	ATT	CMP	PCT	YDS	TD	INT	SACK	YDS LOST	Rtg	300yd
Newton, Cam	2011-2019	3,891	2,321	59.7%	28,469	182	107	285	2,156	86.4	19
Delhomme, Jake	2003-2009	2,669	1,580	59.2%	19,258	120	89	154	1,158	82.6	11
Beuerlein, Steve	1996-2000	1,723	1,041	60.4%	12,690	86	50	191	1,109	87.7	8
Collins, Kerry	1995-1998	1,340	694	51.8%	8,306	47	54	79	515	66.0	5
Weinke, Chris	2001-2006	687	373	54.3%	3,800	14	26	42	267	61.4	2
Peete, Rodney	2002-2004	392	228	58.2%	2,652	15	14	34	212	76.6	3
Moore, Matt	2007-2010	392	227	57.9%	2,640	16	17	28	208	73.9	1
Clausen, Jimmy	2010-2012	299	157	52.5%	1,558	3	9	33	223	58.4	0
Anderson, Derek	2011-2017	168	111	66.1%	1,265	7	5	4	17	90.0	0
Testaverde, Vinny	2007	172	94	54.7%	952	5	6	9	46	65.8	0
Carr, David	2007	136	73	53.7%	635	3	5	13	74	58.3	0
Reich, Frank	1995	84	37	44.0%	441	2	2	12	100	58.7	1
Heinicke, Taylor	2018	57	35	61.4%	320	1	3	2	17	60.6	0
Allen, Kyle	2018-2019	31	20	64.5%	266	2	0	0	0	113.1	0
St. Pierre, Brian	2010	28	13	46.4%	173	1	2	3	23	48.7	0
Fasani, Randy	2002	44	15	34.1%	171	0	4	7	60	8.8	0
Lytle, Matt	2001	30	17	56.7%	133	1	3	3	24	39.3	0
Lewis, Jeff	1999-2000	35	18	51.4%	131	0	1	8	57	48.6	0
Trudeau, Jack	1995	17	11	64.7%	100	0	3	2	8	40.9	0
Basanez, Brett	2006-2008	11	6	54.5%	56	0	1	0	0	30.9	0
McCaffrey, Christian	2017-2019	1	1	100.0%	50	1	0	0	0	158.3	0
Pike, Tony	2010	12	6	50.0%	47	0	0	1	10	60.1	0
Guliford, Eric	1995	2	1	50.0%	46	0	1	0	0	56.3	0
Gilbert, Garrett	2018	3	2	66.7%	40	0	0	1	5	109.7	0
Craig, Dameyune	2001	8	4	50.0%	34	0	0	2	15	61.5	0
Naanee, Legedu	2011	1	1	100.0%	27	0	0	0	0	118.8	0
Edwards, Armanti	2010-2013	3	2	66.7%	11	0	0	0	0	72.9	0
McCown, Josh	2008-2009	6	1	16.7%	2	0	0	1	6	39.6	0
Bono, Steve	1999	1	0	0.0%	0	0	0	0	0	39.6	0
Brown, Dee	2001-2002	1	0	0.0%	0	0	1	0	0	0.0	0
Floyd, William	1998-2000	1	0	0.0%	0	0	1	0	0	0.0	0
Foster, DeShaun	2002-2005	1	0	0.0%	0	0	0	0	0	39.6	0
Huntley, Richard	2001	1	0	0.0%	0	0	0	1	0	39.6	0
Johnson, Keyshawn	2006	1	0	0.0%	0	0	1	0	0	0.0	0
LaFell, Brandon	2010-2013	1	0	0.0%	0	0	0	0	0	39.6	0
Palardy, Michael	2017-2019	1	0	0.0%	0	0	0	0	0	39.6	0
Proehl, Ricky	2003-2004	1	0	0.0%	0	0	0	0	0	39.6	0
Sauerbrun, Todd	2001-2004	1	0	0.0%	0	0	0	0	0	39.6	0
Smith, Steve	2001-2013	1	0	0.0%	0	0	0	0	0	39.6	0
Walter, Ken	1997-2000	2	0	0.0%	0	0	0	0	0	39.6	0
Workman, Vince	1995	1	0	0.0%	0	0	0	0	0	39.6	0
TOTAL		12,256	7,089	57.8%	84,273	506	405	915	6,310	78.9	50
TEAM YEAR BY YEAR	1995	537	263	49.0%	3,304	16	25	38	258	59.1	3
	1996	487	273	56.1%	3,333	22	11	36	250	83.0	1
	1997	534	289	54.1%	3,156	17	24	44	311	63.7	1
	1998	507	292	57.6%	3,624	25	18	54	302	81.5	1
	1999	575	345	60.0%	4,447	36	15	51	286	94.3	4
	2000	566	340	60.1%	3,850	19	19	69	382	77.7	4

2001	579	314	54.2%	3,098	12	22	32	216	60.7	1
2002	464	255	55.0%	2,981	15	22	44	287	65.7	3
2003	460	270	58.7%	3,238	19	16	26	188	79.6	2
2004	536	311	58.0%	3,889	29	15	33	246	87.0	4
2005	449	269	59.9%	3,485	25	16	28	214	88.1	1
2006	539	325	60.3%	3,486	19	17	32	222	77.9	2
2007	505	285	56.4%	2,941	19	17	33	206	71.9	1
2008	414	246	59.4%	3,288	15	12	20	130	84.7	0
2009	465	264	56.8%	3,070	16	20	33	271	70.5	2
2010	484	256	52.9%	2,635	9	21	50	346	57.0	1
2011	519	312	60.1%	4,089	21	17	35	260	84.9	3
2012	490	284	58.0%	3,927	19	12	36	244	86.5	3
2013	473	292	61.7%	3,379	24	13	43	336	88.8	1
2014	545	327	60.0%	3,828	23	12	42	317	86.2	1
2015	501	300	59.9%	3,873	35	10	33	284	99.2	3
2016	563	306	54.4%	3,962	21	19	36	277	75.1	3
2017	501	293	58.5%	3,319	22	16	35	242	79.7	2
2018	563	378	67.1%	4,071	28	16	32	235	92.9	3
TOTAL	12,256	7,089	57.8%	84,273	506	405	915	6,310	78.9	50

ALL-TIME CAREER RUSHERS

RUSHING YARDS	YEARS	RSH	YDS	AVG	LONG	TDs	100-yd. gms.
Stewart, Jonathan	2008-2017	1,699	7,318	4.3	69t	51	16
Williams, DeAngelo	2006-2014	1,432	6,846	4.8	77	46	18
Newton, Cam	2011-2019	929	4,808	5.2	72t	58	3
Foster, DeShaun	2002-2007	851	3,336	3.9	71	10	7
Biakabutuka, Tshimanga	1996-2001	611	2,530	4.1	67t	14	7
Davis, Stephen	2003-2005	522	2,085	4.0	40	20	7
Lane, Fred	1997-1999	502	2,001	4.0	50	13	6
Johnson, Anthony	1995-1999	482	1,795	3.7	29	7	6
McCaffrey, Christian	2017-2019	336	1,533	4.6	59	9	4
Goings, Nick	2001-2008	400	1,470	3.7	57t	6	5
Tolbert, Mike	2012-2016	289	992	3.4	29	13	0
Hoover, Brad	2000-2009	284	961	3.4	35	3	1
Moore, Derrick	1995	195	740	3.8	53t	4	2
Smith, Lamar	2002	209	737	3.5	59	7	1
Huntley, Richard	2001	165	665	4.0	25	2	1
Whittaker, Fozzy	2014-2018	121	536	4.4	25	2	1
Goodson, Mike	2009-2011	125	501	4.0	45	3	2
Artis-Payne, Cameron	2015-2018	118	491	4.2	43	5	0
Smith, Steve	2001-2013	57	387	6.8	39	2	0
Brown, Dee	2002	102	360	3.5	24	4	1
Beuerlein, Steve	1996-2000	109	305	2.8	20	3	0
Delhomme, Jake	2003-2009	152	260	1.7	13	5	0
Collins, Kerry	1995-1998	107	217	2.0	21	4	0
Griffith, Howard	1995-1996	77	204	2.6	15	2	0
Ginn Jr., Ted	2013, 2015-2016	22	187	8.5	43	0	0
Oliver, Winslow	1996-1998	48	183	3.8	16	0	0
Floyd, William	1998-2000	79	182	2.3	16	7	0
Christian, Bob	1995-1996	41	158	3.9	17	0	0
Greene, Scott	1996-1997	45	157	3.5	10t	1	0
Ismail, Raghیب	1996-1998	15	154	10.3	36	1	0
Moore, DJ	2018-2019	13	172	13.2	32	0	0
Weinke, Chris	2001-2006	54	148	2.7	23	6	0
Samuel, Curtis	2017-2019	12	148	12.3	33	2	0
Brown, Corey	2014-2016	16	139	8.7	28	0	0
Sutton, Tyrell	2009-2010	25	139	5.6	32	0	0
Workman, Vince	1995	35	139	4.0	14	1	0
LaFell, Brandon	2010-2013	6	110	18.3	60	0	0
Anderson, C.J.	2018	22	105	4.8	22	0	0
Fasani, Randy	2002	18	95	5.3	19	0	0
Thomas, Blair	1995	22	90	4.1	13	0	0
Hetherington, Chris	1999-2001	30	84	2.8	14	2	0
Reaves, Darrin	2014	31	78	2.5	9	0	0
Muhammad, Muhsin	1996-2004	11	64	5.8	20	0	0
Baldwin, Randy	1995	23	61	2.7	9	0	0
Smart, Rod	2002-2005	27	61	2.3	6	0	0
Carr, David	2007	17	59	3.5	15	0	0
Clausen, Jimmy	2010-2012	23	57	2.5	11	0	0
Harris, Joey	2004	15	53	3.5	19	0	0
Ogbonnaya, Chris	2014	14	50	3.6	9	1	0
Robertson, Jamal	2004-2005	14	41	2.9	11	1	0
Wright, Jarius	2018-2019	2	39	19.5	34	0	0

Philyaw, Dino	1996	12	38	3.2	8	1	0
Lewis, Jeff	1999-2000	12	37	3.1	19	0	0
Heinicke, Taylor	2018	5	31	6.2	19	0	0
Vaughan, Josh	2010-2011	10	31	3.1	9	1	0
Carruth, Rae	1996-1999	7	27	3.9	6	0	0
Clay, Kaelin	2017	2	27	13.5	29	0	0
Moore, Matt	2007-2010	20	27	1.4	8	0	0
Bates, Michael	1996-2000	8	25	3.1	12	0	0
Craig, Dameyune	1999-2001	5	24	4.8	13	0	0
Shelton, Eric	2005-2006	8	23	2.9	9	0	0
Anderson, Derek	2011-2017	25	22	0.9	8	0	0
Fiammetta, Tony	2009-2010	7	22	3.1	11	0	0
Testaverde, Vinny	2007	9	22	2.4	16	0	0
Metcalfe, Eric	1999	2	20	10.0	17	0	0
Montgomery, Joe	2002	7	20	2.9	5	0	0
Allen, Kyle	2018-2019	5	19	3.8	10	1	0
Shepard, Russell	2017	2	19	9.5	11	0	0
Carter, Drew	2004-2007	2	18	9.0	11	0	0
Bennett, Brandon	2004	6	17	2.8	11	1	0
Cadet, Travaris	2018	11	17	1.5	5	0	0
Pilares, Kealoha	2011-2012	1	17	17.0	5	0	0
Cotchery, Jerricho	2014-2015	1	16	16.0	16	0	0
Jeffers, Patrick	1999-2001	2	16	8.0	23	0	0
Armah, Alex	2017-2019	8	14	1.8	4	2	0
Adams, Joe	2012	3	13	4.3	5	0	0
Brockel, Richie	2011-2015	4	13	3.3	7t	1	0
Peete, Rodney	2002-2004	23	13	0.6	10	0	0
Byrd, Damiere	2016-2018	1	12	12.0	12	0	0
Edwards, Armanti	2010-2013	2	12	6.0	7	0	0
Hoard, Leroy	1996	5	11	2.2	5	0	0
Jarrett, Dwayne	2007-2010	1	11	11.0	11	0	0
Felton, Jerome	2011	3	10	3.3	4	0	0
Stone, Dwight	1995-1998	2	9	4.5	6	0	0
Lytle, Matt	2001	2	8	4.0	4	0	0
Barner, Kenjon	2013	6	7	1.2	2	0	0
Colbert, Kerry	2004-2007	1	6	6.0	6	0	0
Senn, Jordan	2010-2013	1	5	5.0	5	0	0
Smith, Armond	2012-2013	7	5	0.7	5	0	0
Johnson, Keyshawn	2006	1	4	4.0	4	1	0
Haynes, Alex	2007	3	3	1.0	3	0	0
Murphy, Louis	2012	1	3	3.0	3	0	0
Reich, Frank	1995	1	3	3.0	3	0	0
Basanez, Brett	2006	1	2	2.0	2	0	0
Gettis, David	2010-2012	3	2	0.7	19	0	0
Guliford, Eric	1995	2	2	1.0	1	0	0
Avant, Jason	2014	1	1	1.0	1	0	0
Green, Willie	1995-1996	1	1	1.0	1	0	0
Proehl, Ricky	2003-2005	2	1	0.5	9	0	0
Baker, Jason	2005-2011	1	0	0.0	0	0	0
Poole, Tauren	2014	1	0	0.0	0	0	0
Sauerbrun, Todd	2001-2004	1	0	0.0	0	0	0
Nortman, Brad	2012-2015	1	-1	-1.0	-1	0	0
Webb, Joe	2014-2016	1	-1	-1.0	-1	0	0
Bono, Steve	1999	2	-2	-1.0	-1	0	0
Byrd, Isaac	2000-2002	2	-2	-1.0	-2	0	0
Presley, De'Andre	2014	1	-2	-2.0	-2	0	0

Rosario, Dante	2007-2010	1	-2	-2.0	-2	0	0
McCown, Josh	2008	4	-3	-0.8	0	0	0
Carrier, Mark	1995-1998	3	-4	-1.3	4	0	0
Hankton, Karl	2000-2006	2	-4	-2.0	2	0	0
Nakamura, Haruki	2012	1	-4	-4.0	-4	0	0
Walter, Ken	1997-2000	5	-5	-1.0	-5	0	0
TOTAL		10,834	44,707	4.1	77	323	88

TEAM YEAR BY YEAR	1995	454	1,573	3.5	53t	10	2
	1996	502	1,729	3.4	35t	9	5
	1997	441	1,770	4.0	50	11	6
	1998	405	1,458	3.6	41	11	4
	1999	356	1,525	4.3	67t	12	2
	2000	363	1,186	3.3	43	7	2
	2001	354	1,372	3.9	39	9	2
	2002	452	1,586	3.5	59	11	2
	2003	522	2,091	4.0	40	9	7
	2004	422	1,582	3.7	71	10	6
	2005	487	1,679	3.4	70t	17	2
	2006	423	1,659	3.9	43t	7	4
	2007	451	1,824	4.0	75	7	3
	2008	504	2,437	4.8	69t	30	10
	2009	525	2,498	4.8	77	18	9
	2010	428	1,846	4.3	60	7	4
	2011	445	2,408	5.4	74t	26	1
	2012	462	2,088	4.5	72t	21	2
	2013	483	2,026	4.2	56	14	1
	2014	473	2,036	4.3	69t	10	3
	2015	526	2,282	4.3	47	19	2
	2016	453	1,814	4.0	47	16	2
	2017	490	2,102	4.3	69	15	2
	2018	416	2,136	5.1	59	17	4
TOTAL		10,837	44,707	4.1	77	323	87

ALL-TIME CAREER RECEIVERS

RECEIVING YARDS	YEARS	REC	YDS	AVG	LONG	TDs	100-YD GAMES
Smith, Steve	2001-2013	836	12,197	14.6	80t	67	43
Muhammad, Muhsin	1996-04; 2008-09	696	9,255	13.3	72t	50	27
Olsen, Greg	2011-2019	472	5,866	12.4	78t	37	10
Walls, Wesley	1996-2002	324	3,902	12.0	54	44	3
Carrier, Mark	1995-1998	176	2,547	14.5	66t	13	5
Benjamin, Kelvin	2014-2017	168	2,424	14.4	51	18	5
LaFell, Brandon	2010-2013	167	2,385	14.3	91t	13	2
Funchess, Devin	2015-2018	161	2,233	13.9	52	21	2
Ginn Jr., Ted	2013, 2015-2016	134	2,047	15.3	88t	19	2
Hayes, Donald	1998-2001	132	1,855	14.1	56t	7	2
Ismail, Raghib	1996-1998	117	1,657	14.2	62	10	5
Williams, DeAngelo	2006-2014	178	1,621	9.1	72t	7	1
McCaffrey, Christian	2017-2019	187	1,518	8.1	38	11	3
Green, Willie	1995-1996	93	1,496	16.1	89t	9	5
Colbert, Keary	2004-2007	109	1,424	13.1	63	7	2
Mangum, Kris	1997-2006	151	1,424	9.4	35	9	0
Proehl, Ricky	2003-2005	86	1,327	15.4	69	8	2
Stewart, Jonathan	2008-2017	162	1,295	8.0	55t	7	1
Jeffers, Patrick	1999-2001	77	1,209	15.7	88t	12	5
Cotchery, Jerricho	2014-2015	87	1,065	12.2	59	4	0
Hoover, Brad	2000-2009	145	1,046	7.2	34	6	0
Brown, Corey	2014-2016	79	1,019	12.9	47t	7	0
Foster, DeShaun	2002-2007	126	996	7.9	47	4	0
Carter, Drew	2004-2007	71	977	13.8	49	8	2
King, Jeff	2006-2010	112	923	8.2	31	9	0
Byrd, Isaac	2000-2002	73	897	12.3	42	4	0
Rosario, Dante	2007-2010	82	894	10.9	54	5	0
Goings, Nick	2001-2008	110	880	8.0	37	3	0
Johnson, Anthony	1995-1999	103	816	7.9	55	2	0
Johnson, Keyshawn	2006	70	815	11.6	40	4	1
Dickson, Ed	2014-2017	67	807	12.0	64	5	1
Carruth, Rae	1997-1999	62	804	13.0	52	4	2
Biakabutuka, Tshimanga	1996-2001	77	789	10.2	47	3	0
Moore, DJ	2018-2019	55	788	14.3	82	2	1
Tolbert, Mike	2012-2016	94	771	8.2	40	6	0
Samuel, Curtis	2017-2019	54	609	11.3	53t	5	0
Gettis, David	2010-2012	37	508	13.7	88	3	1
Naanee, Legedu	2011	44	467	10.6	28	1	0
Shockey, Jeremy	2011	37	455	12.3	29	4	0
Wright, Jarius	2018-2019	43	447	10.4	33	1	0
Guliford, Eric	1995	29	444	15.3	49	1	0
Jarrett, Dwayne	2007-2010	35	428	12.2	30t	1	0
Floyd, William	1998-2000	62	416	6.7	25	2	0
Bersin, Brenton	2014-2017	32	415	13.0	30	1	0
Whittaker, Fozzy	2014-2018	47	397	8.4	28t	2	0
Murphy, Louis	2012	25	336	13.4	55	1	0
Gaines, Michael	2004-2006	31	335	10.8	38	2	0
Thomas, Ian	2018-2019	36	333	9.3	31	2	0
Goodson, Mike	2009-2011	43	329	7.7	32	0	0
Barnidge, Gary	2008-2012	18	320	17.8	55	1	0
Griffith, Howard	1995-1996	38	286	7.5	21	2	0

Greene, Scott	1996-1997	42	284	6.8	25	2	0
Lane, Fred	1997-1999	43	275	6.4	23	0	0
Hankton, Karl	2000-2006	20	267	13.4	31	0	0
Christian, Bob	1995-1996	29	255	8.8	23	1	0
Hetherington, Chris	1999-2001	37	240	6.5	19	1	0
Davis, Stephen	2003-2005	21	236	11.2	25	0	0
Shepard, Russell	2017	17	202	11.9	40t	1	0
Avant, Jason	2014	21	201	9.6	22	1	0
Oliver, Winslow	1996-1998	21	191	9.1	29	0	0
Smith, Torrey	2018	17	190	11.2	35	2	0
Hackett, DJ	2008	13	181	13.9	37	0	0
Metzelaars, Pete	1995	20	171	8.6	27	3	0
Smith, Lamar	2002	20	167	8.4	58	0	0
Broughton, Luther	1997-1998; 2001	8	164	20.5	68t	1	0
Seidman, Mike	2003-2006	18	158	8.8	27	2	0
Beebe, Don	1995	14	152	10.9	24	1	0
Metcalf, Eric	1999	11	133	12.1	33	0	0
Sutton, Tyrell	2009-2010	18	132	7.3	14	0	0
Byrd, Damiere	2016-2018	12	129	10.8	21	2	0
Mills, Ernie	1997	11	127	11.5	37	1	0
Wiggins, Jermaine	2002-2003	16	125	7.8	23	2	0
Edwards, Armanti	2010-2013	5	121	24.2	82	0	0
Clowney, David	2010	6	102	17.0	31	0	0
Huntley, Richard	2001	21	101	4.8	23	1	0
Artis-Payne, Cameron	2015-2018	10	86	8.6	20	0	0
Brown, Dee	2002	17	86	5.1	15	1	0
Gardner, Rod	2005	9	84	9.3	15	1	0
Manhertz, Chris	2016-2019	5	79	15.8	50t	1	0
Workman, Vince	1995	13	74	5.7	14	0	0
Moore, Kenny	2008-2009	6	59	9.8	22	0	0
Clay, Kaelin	2017	5	57	11.4	15	0	0
Crawford, Casey	2000-2001	5	57	11.4	16	1	0
Hixon, Domenik	2013	7	55	7.9	14t	1	0
Kinchen, Brian	1999-2000	6	52	8.7	26t	2	0
Rasby, Walter	1995-1997	6	48	8.0	15	0	0
Uwaezuoke, Iheanyi	2000	4	46	11.5	21	0	0
Williams, Brandon	2013-2015	4	44	11.0	16	0	0
Pilares, Kealoha	2011-2012	2	42	21.0	36t	1	0
Bates, Michael	1996-2000	6	40	6.7	23	0	0
Fauria, Christian	2007	5	39	7.8	16	2	0
Biddle, Taye	2006	3	37	12.3	22	0	0
Robinson, Ryne	2007-2008	4	35	8.8	12	0	0
Fiammetta, Tony	2009-2010	5	34	6.8	11	0	0
Newton, Cam	2011-2019	1	33	33.0	27	0	0
Campbell, Matt	1995-2000	3	32	10.7	12	0	0
Jones, Mark	2008	2	32	16.0	19	0	0
Reaves, Darrin	2014	5	31	6.2	16	0	0
Hartsock, Ben	2011-2013	2	30	15.0	25	0	0
Brockel, Richie	2011-2015	4	25	6.3	12	0	0
Anderson, C.J.	2018	1	24	24.0	24	1	0
Felton, Jerome	2011	2	24	12.0	17	0	0
Thomas, Blair	1995	3	24	8.0	14	0	0
Tillman, Lawyer	1995	2	22	11.0	12	0	0
Webb, Joe	2014-2016	2	19	9.5	16	0	0
Stone, Dwight	1995-1998	2	18	9.0	11	0	0
Smart, Rod	2002-2005	4	16	4.0	5	0	0

Dyson, Kevin	2003	2	15	7.5	9	0	0
Haynes, Alex	2007	3	14	4.7	6	0	0
Moore, Derrick	1995	4	12	3.0	5	0	0
Barner, Kenjon	2013, 2018	3	10	3.3	5	0	0
Simonson, Scott	2015-2017	1	10	10.0	10	0	0
Adams, Joe	2012	1	7	7.0	7	0	0
Martin, Charly	2009-2010	1	6	6.0	6	0	0
Shelton, Eric	2006	1	6	6.0	6	0	0
Armah, Alex	2017-2019	1	5	5.0	5	0	0
Cadet, Travaris	2018	1	5	5.0	5	0	0
Ajirotutu, Seyi	2011	1	4	4.0	4	0	0
Craig, Dameyune	1999-2001	2	4	2.0	4	0	0
Dennis, Mark	1995-1996	1	3	3.0	3	0	0
Gross, Jordan	2003-13	0	1	0.0	1	0	0
Collins, Kerry	1995-1998	1	-11	-11.0	-11	0	0
TOTAL		7,089	84,273	11.9	91t	506	133

TEAM YEAR BY YEAR	1995	263	3,304	12.6	89t	16	7
	1996	273	3,333	12.2	55	22	3
	1997	289	3,156	10.9	59t	17	5
	1998	292	3,624	12.4	72t	25	7
	1999	345	4,447	12.9	88t	36	11
	2000	340	3,850	11.3	54	19	7
	2001	314	3,098	9.9	48	12	2
	2002	255	2,981	11.7	69	15	5
	2003	270	3,238	12.0	67t	19	5
	2004	311	3,889	12.5	63	29	9
	2005	269	3,485	13.0	80t	25	10
	2006	325	3,486	10.7	72t	19	7
	2007	285	2,941	10.3	74t	19	5
	2008	246	3,288	13.4	65t	15	9
	2009	264	3,070	11.6	66	16	2
	2010	256	2,635	10.3	88t	9	1
	2011	312	4,089	13.1	91t	21	8
	2012	284	3,927	13.8	82	19	6
	2013	292	3,379	11.6	79t	24	1
	2014	327	3,828	11.7	51	23	6
	2015	300	3,873	12.9	74t	35	4
	2016	306	3,962	12.9	88t	21	4
	2017	293	3,319	11.3	64	22	4
	2018	378	4,071	10.8	82	28	3
TOTAL		7,089	84,273	11.9	91t	506	131

ALL-TIME CAREER INTERCEPTORS

INTERCEPTORS	YEARS	INTS	YDS	AVG	LONG	TDs
Gamble, Chris	2004-2012	27	326	12.1	61t	2
Davis, Eric	1996-2000	25	226	9.0	56t	2
Minter, Mike	1997-2006	17	421	24.8	62	4
Kuechly, Luke	2012-2019	16	127	7.9	32t	1
Marshall, Richard	2006-2010	14	315	22.5	73	2
Evans, Doug	1998-2001	14	162	11.6	49	1
Lucas, Ken	2005-2008	13	158	12.2	43	0
Davis, Thomas	2005-2018	13	79	6.1	31	0
Godfrey, Charles	2008-2014	11	179	16.3	38	1
Coleman, Kurt	2015-2017	11	146	13.3	37	2
Grant, Deon	2000-2003	11	137	12.5	43	0
Beason, Jon	2007-2013	9	107	11.9	44	0
Manning, Ricky	2003-2005	9	99	11.0	30	1
Munnerlyn, Captain	2009-13; 2017-18	8	232	29.0	74t	5
Norman, Josh	2012-2015	7	172	24.6	46t	2
Maxie, Brett	1995-1996	7	94	13.4	49	0
Witherspoon, Will	2002-2005	7	93	13.3	35	1
Cota, Chad	1995-1997	7	91	13.0	35	0
Mills, Sam	1995-1997	7	86	12.3	36t	1
Martin, Sherrod	2009-2012	7	85	12.1	34	0
Hitchcock, Jimmy	2000-2001	6	181	30.2	88t	1
Peppers, Julius	2002-09; 2017-18	6	177	29.5	97	2
Terrell, Pat	1995-1997	6	39	6.5	21	0
Morgan, Dan	2001-2007	5	56	11.2	22	0
Adams, Mike	2017-2018	5	53	10.6	40	0
Harris, Chris	2007-2009	5	49	9.8	30	0
Poole, Tyrone	1995-1997	5	43	8.6	35	0
Howard, Reggie	2001-2003	5	37	7.4	16	0
Wallace, Al	2002-2006	4	96	24.0	53	0
Brady, Jeff	1998	4	85	21.3	43	0
Branch, Colin	2003-2006	4	79	19.8	76	0
Mitchell, Mike	2013	4	63	15.8	38	0
Harper, Roman	2014-2015	4	43	10.8	31t	1
Bradberry, James	2016-2019	5	53	10.6	29	0
Jackson, Donte	2018-2019	4	0	0.0	0	0
Boston, Tre	2014-2016	3	113	37.7	84t	1
McKyer, Tim	1995	3	99	33.0	96t	1
McCree, Marlon	2005	3	73	24.3	46	0
White, Melvin	2013-2014	3	32	10.7	23	0
Cook, Toi	1996-1997	3	28	9.3	22	0
Worley, Daryl	2016-2017	3	22	7.3	22	0
Cooper, Deke	2002; 2007	3	19	6.3	19	0
Jones, Colin	2012-2019	3	15	5.0	10	0
Anderson, James	2006-2012	3	6	2.0	5	0
Lester, Robert	2013-2014	3	5	1.7	5	0
Cason, Antoine	2014	2	81	40.5	80	0
Fields, Mark	2002-2004	2	51	25.5	30	0
Florence, Drayton	2013	2	40	20.0	38t	1
Nakamura, Haruki	2012	2	39	19.5	21	0
Buckner, Brentson	2001-2005	2	37	18.5	29	0
Alexander, Brent	1998-1999	2	18	9.0	18	0

Greene, Kevin	1996,1998-1999	2	18	9.0	18	0
Wells, Dean	1999-2001	2	15	7.5	14	0
McDaniel, Emmanuel	2002	2	13	6.5	13	0
Cousin, Terry	2002	2	4	2.0	4	0
Gilbert, Sean	1998-2002	2	4	2.0	4	0
Benwikere, Bené	2014-2016	2	1	0.5	1	0
Williams, Shaun	2006	2	1	0.5	1	0
Tillman, Charles	2015	2	0	0.0	0	0
Stanford, R.J.	2010-2011	1	53	53.0	53	0
Smith, Rod	1995-1996,1997-1998	1	43	43.0	43	0
Lofton, Steve	1995-1996,1998-1999	1	42	42.0	42	0
Reid, Eric	2018-2019	1	39	39.0	39	0
DeCoud, Thomas	2014	1	35	35.0	35	0
McDowell, Bubba	1995	1	33	33.0	33	0
Kragen, Greg	1995-1997	1	29	29.0	29	0
Edwards, Dwan	2012-2015	1	27	27.0	27	0
Richardson, Damien	1998-2004	1	27	27.0	27	0
McClain, Robert	2010; 2015-2016	1	24	24.0	24	0
Veland, Tony	1998	1	24	24.0	24	0
Allen, Brian	2002-2004	1	21	21.0	21	0
Senn, Jordan	2009-2013	1	21	21.0	21	0
Nelson, Jonathan	2011	1	20	20.0	20	0
Williams, Teddy	2015-2017	1	19	19.0	19	0
Moorehead, Kindal	2003-2007	1	17	17.0	17	1
Thompson, Shaq	2015-2019	1	12	12.0	12	0
Barrow, Micheal	1997-1999	1	10	10.0	10	0
Burton, Shane	2002-2003	1	10	10.0	10	0
Hawkins, Artrell	2004	1	9	9.0	9	0
Kesier, Thomas	2011-2012	1	9	9.0	9	0
Klein, A.J.	2013-2015	1	8	8.0	8	0
Morton, Christian	2006	1	8	8.0	8	0
Ealy, Kony	2014-2016	1	7	7.0	7	0
McGill, Lenny	1998	1	6	6.0	6	0
Johnson, Ed	2010	1	5	5.0	5	0
Manuel, Marquand	2007	1	4	4.0	4	0
Lloyd, Greg	1998	1	3	3.0	3	0
King, Shawn	1995-1998	1	1	1.0	1	0
Lathon, Lamar	1995-1998	1	1	1.0	1	0
Anderson, Rashard	2000-2001	1	0	0.0	0	0
Brown, Everette	2009-2010	1	0	0.0	0	0
Diggs, Na'il	2006-2009	1	0	0.0	0	0
Navies, Hannibal	2000-2002	1	0	0.0	0	0
Obada, Efe	2018-2019	1	0	0.0	0	0
Pieri, Damon	1995-1997	1	0	0.0	0	0
Robinson, Eugene	2000	1	0	0.0	0	0
Rucker, Mike	1999-2007	1	0	0.0	0	0
Thomas, Josh	2011-13	1	0	0.0	0	0
Towns, Lester	2000-2003	1	0	0.0	0	0
Williams, Jay	2000-2002	1	0	0.0	0	0
Woodall, Lee	2000	1	0	0.0	0	0
Pugh, Jordan	2010-2011	1	-2	-2.0	-2	0
TOTAL		386	5,362	13.9	97	31

ALL-TIME 300-YARD PASSING GAMES

PLAYER	DATE	OPPONENT	ATT	CMP	YDS	TD	INT
Newton, Cam	9/18/2011	Green Bay	46	28	432	1	3
Weinke, Chris	12/10/2006	New York Giants	61	34	423	1	3
Newton, Cam	9/11/2011	at Arizona	37	24	422	2	1
Newton, Cam	10/2/2011	at Chicago	46	27	374	1	1
Beuerlein, Steve	12/12/1999	at Green Bay	42	29	373	3	0
Beuerlein, Steve	12/18/1999	San Francisco	38	27	368	4	0
Delhomme, Jake	10/15/2006	at Baltimore	39	24	365	2	2
Beuerlein, Steve	9/10/2000	at San Francisco	32	24	364	3	1
Delhomme, Jake	10/19/2003	Tennessee	49	31	362	2	0
Newton, Cam	11/18/2018	at Detroit	37	25	357	3	1
Newton, Cam	10/8/2017	at Detroit	33	26	355	3	0
Newton, Cam	9/18/2016	San Francisco	40	24	353	4	1
Delhomme, Jake	10/30/2005	Minnesota	30	21	341	3	0
Newton, Cam	12/20/2015	at New York Giants	45	25	340	5	0
Delhomme, Jake	12/18/2004	at Atlanta	35	24	340	2	1
Newton, Cam	9/16/2018	at Atlanta	45	32	335	3	1
Newton, Cam†	1/24/2016	Arizona	28	19	335	2	1
Collins, Kerry	11/26/1995	at New Orleans	46	17	335	3	4
Beuerlein, Steve	10/3/1999	at Washington	47	23	334	1	1
Beuerlein, Steve	10/8/2000	Seattle	39	27	332	2	1
Newton, Cam	12/6/2015	at New Orleans	41	28	331	5	1
Reich, Frank	9/3/1995	at Atlanta	44	23	329	2	0
Collins, Kerry	9/21/1997	Kansas City	47	24	328	1	4
Collins, Kerry	12/8/1996	at San Francisco	37	22	327	3	0
Delhomme, Jake	10/25/2009	Buffalo	44	27	325	0	3
Delhomme, Jake†	2/1/2004	New England	33	16	323	3	0
Newton, Cam	10/16/2016	at New Orleans	47	27	322	2	1
Beuerlein, Steve	1/2/2000	New Orleans	41	22	322	5	0
Delhomme, Jake†	1/15/2006	at Chicago	33	24	319	3	1
Peete, Rodney	12/8/2002	Cincinnati	29	21	319	3	1
Delhomme, Jake	11/16/2003	Washington	30	20	317	0	2
Newton, Cam	10/1/2017	at New England	29	22	316	3	1
Delhomme, Jake	9/16/2007	Houston	41	27	316	3	1
Newton, Cam	9/27/2015	New Orleans	31	20	315	2	0
Newton, Cam	10/28/2012	at Chicago	39	20	314	0	2
Weinke, Chris	12/23/2001	St. Louis	51	24	312	1	0
Peete, Rodney	11/10/2002	New Orleans	40	23	310	2	1
Peete, Rodney	9/15/2002	Detroit	32	21	310	1	0
Beuerlein, Steve	10/22/2000	San Francisco	44	28	309	3	0
Collins, Kerry	10/29/1995	at New England	45	25	309	2	1
Delhomme, Jake	10/3/2004	Atlanta	38	23	308	0	2
Delhomme, Jake	9/20/2009	at Atlanta	41	25	308	1	1
Moore, Matt	10/24/2010	San Francisco	41	28	308	2	1
Newton, Cam	10/6/2013	at Arizona	39	21	308	0	3
Delhomme, Jake	1/2/2005	New Orleans	50	24	307	2	0
Newton, Cam	11/10/2014	at Philadelphia	40	25	306	2	3
Newton, Cam	11/26/2012	at Philadelphia	28	18	306	2	0
Delhomme, Jake	11/14/2004	at San Francisco	34	19	303	3	0
Newton, Cam	9/9/2012	at Tampa Bay	33	23	303	1	2

Collins, Kerry	10/4/1998	at Atlanta	38	20	302	3	2
Newton, Cam	12/2/2018	at Tampa Bay	41	28	300	2	4
Newton, Cam	12/19/2016	at Washington	37	21	300	2	0
Beuerlein, Steve	10/17/1999	at San Francisco	36	23	300	4	3

† POSTSEASON

ALL-TIME 100-YARD RUSHING GAMES

PLAYER	DATE	OPPONENT	RSH	YDS	TD
Williams, DeAngelo	12/30/2012	at New Orleans	21	210	2
Stewart, Jonathan	12/27/2009	at New York Giants	28	206	1
Williams, DeAngelo	12/8/2008	Tampa Bay	19	186	2
McCaffrey, Christian	9/23/2018	Cincinnati	28	184	0
Williams, DeAngelo	12/28/2008	at New Orleans	25	178	0
Davis, Stephen	10/26/2003	at New Orleans	31	178	2
Foster, DeShaun	9/19/2004	at Kansas City	32	174	1
Huntley, Richard	1/6/2002	New England	21	168	0
Foster, DeShaun	1/1/2006	at Atlanta	18	165	1
Davis, Stephen	10/5/2003	New Orleans	30	159	1
Williams, DeAngelo	11/1/2009	at Arizona	23	158	0
Stewart, Jonathan	12/7/2014	New Orleans	20	155	1
Smith, Lamar	9/22/2002	at Minnesota	30	154	2
Davis, Stephen	11/2/2003	at Houston	30	153	0
Davis, Stephen	9/28/2003	Atlanta	21	153	1
Williams, DeAngelo	10/18/2009	at Tampa Bay	30	152	2
Foster, DeShaun†	1/8/2006	at New York Giants	27	151	0
Williams, DeAngelo	11/8/2009	at New Orleans	21	149	2
Lane, Fred	11/2/1997	Oakland	28	147	3
Davis, Stephen	9/14/2003	at Tampa Bay	33	142	0
Biakabutuka, Tshimanga	10/3/1999	at Washington	12	142	3
Williams, DeAngelo	11/9/2008	at Oakland	19	140	1
Lane, Fred	12/8/1997	at Dallas	34	138	0
Stewart, Jonathan	12/19/2010	Arizona	27	137	0
Johnson, Anthony	8/31/1997	Washington	20	134	0
Stewart, Jonathan	12/12/2010	Atlanta	18	133	0
Stewart, Jonathan	12/19/2016	at Washington	25	132	0
Biakabutuka, Tshimanga	9/26/1999	Cincinnati	8	132	2
Foster, DeShaun	12/4/2005	Atlanta	24	131	1
Stewart, Jonathan	11/16/2008	Detroit	15	130	1
Goings, Nick	12/26/2004	at Tampa Bay	33	127	0
Johnson, Anthony	10/13/1996	St. Louis	22	126	0
McCaffrey, Christian	11/25/2018	Seattle	17	125	1
Stewart, Jonathan	10/25/2015	Philadelphia	24	125	0
Stewart, Jonathan	1/3/2010	New Orleans	16	125	1
Stewart, Jonathan†	1/3/2015	Arizona	24	123	1
Williams, DeAngelo	10/5/2008	Kansas City	20	123	2
Johnson, Anthony	11/17/1996	at St. Louis	27	123	1
Johnson, Anthony	10/20/1996	New Orleans	29	123	0
Moore, Derrick	10/1/1995	Tampa Bay	21	123	1
Stewart, Jonathan	12/21/2014	Cleveland	24	122	0
Williams, DeAngelo	11/19/2009	Miami	13	122	0
Foster, DeShaun	9/23/2007	at Atlanta	20	122	0
Goings, Nick	12/5/2004	at New Orleans	36	122	1
Brown, Dee	12/1/2002	at Cleveland	27	122	0
Williams, DeAngelo	12/30/2007	at Tampa Bay	20	121	2
Williams, DeAngelo	10/14/2007	at Arizona	10	121	1
Goings, Nick	11/21/2004	Arizona	22	121	3
Biakabutuka, Tshimanga	10/21/2001	at Washington	20	121	1
Williams, DeAngelo	9/22/2013	New York Giants	23	120	0
Goodson, Mike	11/21/2010	Baltimore	22	120	0

Stewart, Jonathan	12/6/2009	Tampa Bay	26	120	1
Williams, DeAngelo	11/16/2008	Detroit	14	120	2
Lane, Fred	12/14/1997	Green Bay	19	119	1
Moore, Derrick	10/29/1995	at New England	28	119	0
Hoover, Brad	11/27/2000	Green Bay	24	117	1
Newton, Cam	12/9/2012	Atlanta	9	116	1
Williams, DeAngelo	10/9/2011	New Orleans	9	115	1
Stewart, Jonathan	12/8/2008	Tampa Bay	15	115	2
Davis, Stephen	11/30/2003	Philadelphia	23	115	0
Williams, DeAngelo	11/19/2006	St. Louis	20	114	0
Lane, Fred	11/30/1997	New Orleans	13	112	1
Davis, Stephen	9/7/2003	Jacksonville	22	111	0
Johnson, Anthony	12/1/1996	Tampa Bay	26	111	1
Stewart, Jonathan	11/13/2017	Miami	17	110	1
Stewart, Jonathan	10/18/2009	at Tampa Bay	17	110	1
Stewart, Jonathan	12/20/2009	Minnesota	25	109	1
Biakabutuka, Tshimanga	12/27/1998	at Indianapolis	25	109	1
Williams, DeAngelo	12/21/2008	at New York Giants	24	108	4
Williams, DeAngelo	10/26/2008	Arizona	17	108	1
Goings, Nick	12/12/2004	St. Louis	31	108	1
Newton, Cam	10/13/2014	at Cincinnati	17	107	1
McCaffrey, Christian	12/2/2018	at Tampa Bay	10	106	0
Foster, DeShaun	10/8/2006	Cleveland	24	106	0
Goings, Nick	11/28/2004	Tampa Bay	23	106	0
Foster, DeShaun	10/1/2006	New Orleans	16	105	1
Davis, Stephen†	1/3/2004	Dallas	26	104	1
Biakabutuka, Tshimanga	10/26/1997	Atlanta	23	104	2
Johnson, Anthony†	1/5/1997	Dallas	26	104	0
Stewart, Jonathan	12/10/2017	Minnesota	16	103	3
Biakabutuka, Tshimanga	10/8/2000	Seattle	23	103	0
Biakabutuka, Tshimanga	12/13/1998	Washington	17	103	1
Stewart, Jonathan	11/22/2015	Washington	21	102	0
Foster, DeShaun	12/24/2006	at Atlanta	28	102	0
Johnson, Anthony	10/6/1996	at Minnesota	23	102	1
McCaffrey, Christian	12/23/2018	Atlanta	21	101	0
Williams, DeAngelo	11/23/2008	at Atlanta	19	101	1
Lane, Fred	11/1/1998	New Orleans	35	101	1
Whittaker, Fozzy	9/18/2016	San Francisco	16	100	0
Newton, Cam	12/20/2015	at New York Giants	8	100	0
Goodson, Mike	11/14/2010	at Tampa Bay	23	100	0
Lane, Fred	9/13/1998	at New Orleans	18	100	0

† POSTSEASON

ALL-TIME 100-YARD RECEIVING GAMES

Player	Date	Opponent	Rec	Yds	TD
Smith, Steve†	1/15/2006	at Chicago	12	218	2
Smith, Steve	10/30/2005	Minnesota	11	201	1
Muhammad, Muhsin	9/13/1998	at New Orleans	9	192	1
Smith, Steve	10/15/2006	at Baltimore	8	189	1
Muhammad, Muhsin	11/16/2003	Washington	9	189	0
Olsen, Greg	10/10/2016	Tampa Bay	9	181	0
Smith, Steve	10/2/2011	at Chicago	8	181	0
Muhammad, Muhsin	12/5/2004	at New Orleans	10	179	1
Smith, Steve	9/11/2011	at Arizona	8	178	2
Smith, Steve	9/25/2005	at Miami	11	170	3
Smith, Steve	11/20/2005	at Chicago	14	169	0
Smith, Steve	11/23/2008	at Atlanta	8	168	0
Smith, Steve	12/14/2008	Denver	9	165	1
Jeffers, Patrick	1/2/2000	New Orleans	7	165	2
Smith, Steve†	1/10/2004	at St. Louis	6	163	1
Jeffers, Patrick	12/27/1999	at Pittsburgh	5	160	2
Moore, DJ	11/18/2018	at Detroit	7	157	1
Smith, Steve	12/20/2009	Minnesota	9	157	1
Green, Willie	12/8/1996	at San Francisco	7	157	1
Green, Willie	11/12/1995	at St. Louis	6	157	1
Smith, Steve	9/18/2011	Green Bay	6	156	0
Smith, Steve	9/16/2007	Houston	8	153	3
Smith, Steve	10/19/2003	Tennessee	10	151	1
Muhammad, Muhsin	10/3/1999	at Washington	8	151	0
Smith, Steve	11/13/2006	Tampa Bay	8	149	1
Muhammad, Muhsin	9/28/2008	Atlanta	8	147	1
Jeffers, Patrick	12/12/1999	at Green Bay	8	147	2
Walls, Wesley	9/7/1997	at Atlanta	7	147	0
Green, Willie	12/17/1995	Atlanta	4	147	1
Carter, Drew	12/10/2006	New York Giants	8	144	1
Smith, Steve	12/8/2002	Cincinnati	5	144	1
Smith, Steve	10/23/2011	Washington	7	143	0
Muhammad, Muhsin†	2/1/2004	New England	4	140	1
Smith, Steve	9/11/2005	New Orleans	8	138	1
Jeffers, Patrick	12/18/1999	San Francisco	8	138	1
Smith, Steve	12/22/2007	Dallas	9	137	1
Smith, Steve	10/14/2007	at Arizona	10	136	1
Muhammad, Muhsin	12/18/2004	at Atlanta	10	135	1
Smith, Steve†	1/3/2004	Dallas	5	135	1
Olsen, Greg	9/27/2015	New Orleans	8	134	2
Smith, Steve	12/28/2008	at New Orleans	5	134	0
Proehl, Ricky	11/9/2003	Tampa Bay	3	133	1
Hayes, Donald	11/28/1999	Atlanta	5	133	1
Carter, Drew	11/18/2007	at Green Bay	5	132	1
Muhammad, Muhsin	9/23/2001	at Atlanta	10	132	0
Carrier, Mark	11/26/1995	at New Orleans	6	132	2
Olsen, Greg	10/18/2015	at Seattle	7	131	1
Smith, Steve	9/20/2009	at Atlanta	8	131	0
Smith, Steve	1/1/2006	at Atlanta	9	131	1
Muhammad, Muhsin	11/27/2000	Green Bay	11	131	2
Olsen, Greg	12/6/2015	at New Orleans	9	129	0

Muhammad, Muhsin	10/22/2000	San Francisco	9	127	0
Smith, Steve	10/22/2006	at Cincinnati	8	126	0
Muhammad, Muhsin	12/18/1999	San Francisco	11	126	3
Smith, Steve	12/11/2011	Atlanta	6	125	0
Gettis, David	10/24/2010	San Francisco	8	125	2
Muhammad, Muhsin	11/14/1999	at St. Louis	9	125	0
Carrier, Mark	9/26/1996	at Jacksonville	8	124	2
Smith, Steve	10/16/2005	at Detroit	6	123	1
Muhammad, Muhsin	11/14/2004	at San Francisco	6	123	3
Olsen, Greg	9/18/2016	San Francisco	5	122	1
Smith, Steve	10/19/2008	New Orleans	6	122	1
Green, Willie	9/3/1995	at Atlanta	7	121	1
Ginn, Jr., Ted	12/13/2015	Atlanta	2	120	2
Smith, Steve	12/2/2012	at Kansas City	5	120	1
Olsen, Greg	11/10/2014	at Philadelphia	6	119	0
Smith, Steve	10/9/2005	at Arizona	8	119	2
Ismail, Raghieb	9/6/1998	Atlanta	6	119	1
Smith, Steve	10/28/2012	at Chicago	7	118	0
Smith, Steve	9/9/2007	at St. Louis	7	118	1
Muhammad, Muhsin	11/21/2004	Arizona	6	118	2
Muhammad, Muhsin	12/13/1998	Washington	7	118	0
Smith, Steve	12/8/2008	Tampa Bay	9	117	1
Smith, Steve	10/26/2008	Arizona	5	117	2
Muhammad, Muhsin	9/26/1999	Cincinnati	8	117	0
Ismail, Raghieb	10/11/1998	at Dallas	6	117	2
Olsen, Greg	12/17/2017	Green Bay	9	116	1
Smith, Steve	9/29/2002	at Green Bay	5	116	0
Ginn, Jr., Ted	11/27/2016	at Oakland	4	115	1
Benjamin, Kelvin	9/21/2014	Pittsburgh	8	115	1
Muhammad, Muhsin	12/26/2004	at Tampa Bay	8	115	2
Colbert, Keary	10/10/2004	at Denver	4	115	1
Hayes, Donald	9/10/2000	at San Francisco	6	115	1
Muhammad, Muhsin	10/3/2004	Atlanta	7	114	0
Muhammad, Muhsin	12/24/2000	at Oakland	10	114	0
Carrier, Mark	10/8/1995	at Chicago	5	114	1
Brown, Corey†	1/24/2016	Arizona	4	113	1
Olsen, Greg†	1/24/2016	Arizona	6	113	0
McCaffrey, Christian	11/25/2018	Seattle	11	112	1
Smith, Steve	10/12/2008	at Tampa Bay	6	112	0
Smith, Steve	9/24/2006	at Tampa Bay	7	112	0
Muhammad, Muhsin	11/10/2002	New Orleans	4	112	0
Olsen, Greg	12/14/2014	Tampa Bay	10	110	0
Carruth, Rae	9/21/1997	Kansas City	8	110	0
Benjamin, Kelvin	11/16/2014	Atlanta	9	109	1
Smith, Steve	12/9/2012	Atlanta	7	109	0
Ismail, Raghieb	12/27/1998	at Indianapolis	7	109	1
Funchess, Devin	11/26/2017	at New York Jets	7	108	0
Benjamin, Kelvin	9/18/2016	San Francisco	7	108	2
Muhammad, Muhsin	9/10/2000	at San Francisco	8	108	1
Ismail, Raghieb	11/3/1996	at Atlanta	5	108	0
LaFell, Brandon	10/13/2013	at Minnesota	4	107	1
Muhammad, Muhsin	9/15/2002	Detroit	8	107	1
Jeffers, Patrick	12/5/1999	St. Louis	7	107	1
Carruth, Rae	10/12/1997	at Minnesota	6	107	1
Smith, Steve	9/9/2012	at Tampa Bay	7	106	0
Johnson, Keyshawn	9/17/2006	at Minnesota	5	106	0

Smith, Steve	11/6/2005	at Tampa Bay	5	106	1
Muhammad, Muhsin	10/31/2004	at Seattle	8	106	2
Muhammad, Muhsin	12/8/2002	Cincinnati	8	106	1
Walls, Wesley	11/23/1997	at St. Louis	8	106	0
Olsen, Greg	10/19/2014	at Green Bay	8	105	0
Smith, Steve	11/30/2008	at Green Bay	4	105	0
Green, Willie	11/26/1995	at New Orleans	4	105	1
Benjamin, Kelvin	10/1/2017	at New England	4	104	0
Benjamin, Kelvin	12/14/2014	Tampa Bay	8	104	0
Ginn, Jr., Ted†	1/12/2014	San Francisco	4	104	0
Smith, Steve	9/16/2012	New Orleans	3	104	0
Proehl, Ricky	12/24/2005	Dallas	2	104	1
Muhammad, Muhsin	12/9/2001	at Buffalo	8	104	0
Muhammad, Muhsin	10/4/1998	at Atlanta	4	104	1
LaFell, Brandon	12/24/2011	Tampa Bay	3	103	1
Smith, Steve	12/11/2005	Tampa Bay	5	103	0
Muhammad, Muhsin†	1/3/2004	Dallas	4	103	0
Smith, Steve	10/12/2003	at Indianapolis	6	103	1
Muhammad, Muhsin	9/19/1999	Jacksonville	4	103	1
McCaffrey, Christian	9/16/2018	at Atlanta	14	102	0
Olsen, Greg	11/11/2012	Denver	9	102	2
Muhammad, Muhsin	12/10/2000	at Kansas City	8	102	0
Walls, Wesley	10/8/2000	Seattle	7	102	0
Ismail, Raghieb	11/30/1997	New Orleans	6	102	0
McCaffrey, Christian	9/24/2017	New Orleans	9	101	0
Williams, DeAngelo	12/4/2006	at Philadelphia	7	101	1
Carrier, Mark	12/24/1995	at Washington	7	101	0
Smith, Steve	10/30/2011	Minnesota	7	100	1
Stewart, Jonathan	9/18/2011	Green Bay	8	100	0
Colbert, Keary	10/31/2004	at Seattle	4	100	0
Smith, Steve	10/26/2003	at New Orleans	9	100	0
Carrier, Mark	10/25/1998	Buffalo	5	100	1

† POSTSEASON

OPPONENTS' ALL-TIME 300-YARD PASSING GAMES

PLAYER	DATE	OPPONENT	ATT	CMP	YDS	TD	INT
Ryan, Matt	10/2/2016	at Atlanta	37	28	503	4	1
Brees, Drew	10/16/2016	New Orleans	49	34	465	4	1
Green, Trent	11/5/2000	at St. Louis	42	29	431	2	0
Brees, Drew	12/30/2012	at New Orleans	43	29	396	4	1
McCown, Josh	10/9/2005	at Arizona	46	29	394	2	3
Young, Steve	12/8/1996	at San Francisco	41	27	393	3	2
Brees, Drew	1/1/2012	at New Orleans	35	28	389	5	1
Favre, Brett	9/27/1998	Green Bay	45	27	388	5	3
Brees, Drew	12/28/2008	at New Orleans	49	30	386	4	1
Warner, Kurt	10/26/2008	Arizona	49	35	381	2	1
Rodgers, Aaron	11/9/2015	Green Bay	48	25	369	4	1
Ryan, Matt	9/30/2012	at Atlanta	40	25	369	3	1
Winston, Jameis	12/24/2017	Tampa Bay	27	21	367	1	0
Wilson, Russell†	1/17/2016	Seattle	48	31	366	3	2
Palmer, Carson	10/30/2016	Arizona	46	35	363	3	1
Harrington, Joey	9/23/2007	at Atlanta	44	31	361	2	0
Brees, Drew	10/9/2011	New Orleans	45	32	359	2	1
Culpepper, Daunte	11/19/2000	at Minnesota	29	22	357	3	0
Brady, Tom†	2/1/2004	at New England	48	32	354	3	1
Dalton, Andy	9/23/2018	Cincinnati	46	29	352	2	4
Warner, Kurt	12/5/1999	St. Louis	31	22	351	3	2
Brees, Drew	10/1/2006	New Orleans	38	28	349	1	0
Griese, Brian	11/28/2004	Tampa Bay	39	27	347	2	1
Banks, Tony	10/21/2001	at Washington	30	17	346	1	1
King, Shaun	11/21/2004	Arizona	52	28	343	1	3
Ryan, Matt	12/9/2012	Atlanta	49	34	342	2	1
Detmer, Ty	10/27/1996	at Philadelphia	38	23	342	1	1
Johnson, Brad	9/14/2003	at Tampa Bay	61	34	339	1	1
Wilson, Russell†	11/25/2018	Seattle	31	22	339	2	0
Johnson, Brad	10/3/1999	at Washington	33	20	337	4	0
Young, Steve	12/10/1995	San Francisco	45	31	336	2	1
Stafford, Matthew	11/20/2011	at Detroit	36	28	335	5	2
Sanchez, Mark	11/10/2014	at Philadelphia	37	20	332	2	0
Bulger, Marc†	1/10/2004	St. Louis	46	27	332	0	3
Brees, Drew	11/8/2009	at New Orleans	35	24	330	1	1
Brooks, Aaron	12/2/2001	at New Orleans	40	26	330	3	1
Roethlisberger, Ben	11/8/2018	at Pittsburgh	25	22	328	5	0
Flacco, Joe	9/28/2014	at Baltimore	31	22	327	3	0
Grbac, Elvis	11/5/1995	at San Francisco	37	26	327	0	2
Manning, Eli	10/7/2018	New York Giants	36	22	326	2	2
Winston, Jameis	1/3/2016	Tampa Bay	47	29	325	0	2
Brees, Drew	9/16/2012	New Orleans	49	31	325	1	2
Toliver, Billy Joe	11/1/1998	New Orleans	48	24	325	2	2
Dalton, Andy	10/12/2014	at Cincinnati	43	33	323	2	2
Freeman, Josh	12/6/2009	Tampa Bay	44	23	321	0	5
Garcia, Jeff	12/8/2008	Tampa Bay	38	24	321	2	0
Griese, Brian	12/26/2004	at Tampa Bay	41	30	321	3	2
Russell Wilson	9/8/2013	Seattle	33	25	320	1	0
Ryan, Matt	12/11/2011	Atlanta	38	22	320	4	0
Roethlisberger, Ben	12/23/2010	at Pittsburgh	32	22	320	1	0
Ryan, Matt	12/31/2017	at Atlanta	45	28	317	1	0

Cousins, Kirk	12/19/2016	at Washington	47	32	315	0	1
Carr, Derek	11/27/2016	at Oakland	38	26	315	2	1
Grbac, Elvis	12/10/2000	at Kansas City	44	31	315	1	2
Chandler, Chris	11/28/1999	Atlanta	42	24	315	4	0
Ryan, Matt	11/5/2017	Atlanta	38	24	313	2	1
Brees, Drew	12/8/2013	at New Orleans	42	30	313	4	0
Garcia, Jeff	12/4/2006	at Philadelphia	39	21	312	3	0
Wentz, Carson	10/21/2018	at Philadelphia	37	30	310	2	0
McCown, Luke	9/27/2015	New Orleans	38	31	310	0	1
Tannehill, Ryan	11/24/2013	at Miami	42	28	310	1	1
George, Jeff	12/17/1995	Atlanta	53	29	310	2	2
Kolb, Kevin	9/11/2011	at Arizona	27	18	309	2	0
Rodgers, Aaron	9/18/2011	Green Bay	30	19	308	2	0
Favre, Brett	9/30/2001	Green Bay	39	25	308	3	2
McCown, Josh	11/26/2017	at New York Jets	36	19	307	3	0
Brady, Tom	10/1/2017	at New England	45	32	307	2	0
Garcia, Jeff	10/22/2000	San Francisco	39	25	307	2	1
Ryan, Matt	12/27/2015	at Atlanta	30	23	306	1	0
Garcia, Jeff	11/18/2001	San Francisco	54	34	305	3	2
George, Jeff	11/2/1997	Oakland	38	24	304	2	1
Favre, Brett	10/3/2005	Green Bay	47	28	303	4	1
Garcia, Jeff	12/18/1999	San Francisco	46	29	303	2	1
Favre, Brett	12/12/1999	at Green Bay	38	26	302	2	1
Manning, Peyton	11/11/2012	Denver	38	27	301	1	0
Flacco, Joe	11/21/2010	Baltimore	33	24	301	1	0

† POSTSEASON

OPPONENTS' ALL-TIME 100-YARD RUSHING GAMES

PLAYER	DATE	OPPONENT	RSH	YDS	TD
Ward, Derrick	12/21/2008	at New York Giants	15	215	0
Forte, Matt	10/2/2011	at Chicago	25	205	1
Faulk, Marshall	12/23/2001	St. Louis	30	202	2
Alexander, Shaun	10/31/2004	at Seattle	32	195	1
Jones, Julius	12/24/2005	Dallas	34	194	2
Droughns, Reuben	10/10/2004	at Denver	30	193	0
Faulk, Marshall	11/11/2001	at St. Louis	15	183	2
Brown, Bryce	11/26/2012	at Philadelphia	19	178	2
Forte, Matt	10/10/2010	Chicago	22	166	2
Martin, Curtis	10/28/2001	New York Jets	27	159	0
Bell, Le'Veon	9/21/2014	Pittsburgh	21	147	0
Williams, Ricky	10/14/2001	New Orleans	31	147	1
Candidate, Trung	11/11/2001	at St. Louis	16	145	1
Williams, Ricky	10/15/2000	at New Orleans	38	144	2
Vick, Michael	12/7/2003	at Atlanta	14	141	1
Hearst, Garrison	9/29/1997	San Francisco	28	141	1
Allen, Terry	8/31/1997	Washington	25	141	2
Smith, Kevin	11/20/2011	at Detroit	16	140	2
McAlister, Deuce	1/2/2005	New Orleans	28	140	1
Staley, Duce	11/7/1999	Philadelphia	17	140	1
Turner, Michael	10/16/2011	at Atlanta	27	139	2
Hearst, Garrison	12/6/1998	San Francisco	20	139	1
Martin, Doug	11/18/2012	Tampa Bay	24	138	0
Bernard, Giovanni	10/12/2014	at Cincinnati	18	137	1
Bettis, Jerome	12/26/1999	at Pittsburgh	33	137	1
Dunn, Warrick	12/18/2004	at Atlanta	28	134	1
Davis, Stephen	9/3/2000	at Washington	23	133	1
Taylor, Fred	12/9/2007	at Jacksonville	18	132	1
Parker, Willie	12/17/2006	Pittsburgh	23	132	1
Dunn, Warrick	9/10/2006	Atlanta	29	132	0
Alexander, Shaun†	1/22/2006	at Seattle	34	132	2
Brown, Ronnie	9/25/2005	at Miami	23	132	1
Smith, Emmitt	10/1/2000	Dallas	24	132	1
Hillis, Peyton	11/28/2010	at Cleveland	26	131	3
Johnson, Chris	11/13/2011	Tennessee	27	130	1
Charles, Jamal	12/2/2012	at Kansas City	27	127	0
Ivory, Chris	1/1/2012	at New Orleans	19	127	1
Abdul-Jabbar, Karim	11/15/1998	Miami	25	127	1
McAlister, Deuce	10/5/2003	New Orleans	23	124	0
Stewart, James	9/19/1999	Jacksonville	27	124	2
Jones-Drew, Maurice	9/25/2011	Jacksonville	24	122	0
Smith, Robert	10/12/1997	at Minnesota	23	120	1
Williams, Ricky	11/19/2009	Miami	22	119	2
Green, Ahman	9/13/2004	Green Bay	33	119	2
Blount, LeGarrette	9/21/2014	Pittsburgh	1	118	1
Faulk, Marshall	12/5/1999	St. Louis	22	118	0
Turner, Michael	11/23/2008	at Atlanta	24	117	4
McAlister, Deuce	12/29/2002	at New Orleans	28	117	0
Anderson, Jamal	10/4/1998	at Atlanta	31	117	1
Hill, Brian	12/23/2018	Atlanta	8	115	0
Dunn, Warrick	10/12/2008	at Tampa Bay	22	115	0
Brown, Andre	9/20/2012	New York Giants	20	113	2

Taylor, Chester	9/17/2006	at Minnesota	24	113	0
Dillon, Corey	9/26/1999	Cincinnati	20	113	0
Turner, Michael	12/12/2010	Atlanta	28	112	3
Smith, Kevin	11/16/2008	Detroit	24	112	0
Barber, Tiki	12/10/2006	New York Giants	20	112	0
Williams, Carnell	12/11/2005	Tampa Bay	29	112	2
Smith, Emmitt	10/11/1998	at Dallas	21	112	1
Moore, Jerald	12/20/1997	St. Louis	27	112	0
Turner, Michael	11/15/2009	Atlanta	9	111	0
Thomas, Pierre	9/16/2012	New Orleans	9	110	0
Barber, Marion	12/22/2007	Dallas	22	110	1
Martin, Curtis	11/29/1998	at New York Jets	21	110	2
Foster, Arian	12/18/2011	at Houston	16	109	1
Anderson, Jamal	11/3/1996	at Atlanta	22	109	1
Washington, Dwayne	12/30/2018	at New Orleans	11	108	0
Anderson, Jamal	9/1/1996	Atlanta	14	108	0
Coleman, Tevin	9/16/2018	at Atlanta	16	107	0
Jennings, Rashad	12/20/2015	at New York Giants	16	107	1
Rawls, Thomas	12/4/2016	at Seattle	15	106	2
Turner, Michael	9/20/2009	at Atlanta	28	105	1
Salaam, Rashan	10/8/1995	at Chicago	28	105	0
Betts, Ladell	11/26/2006	at Washington	24	104	0
Davis, Terrell	11/9/1997	at Denver	21	104	0
Spiller, C.J.	9/15/2013	at Buffalo	16	103	0
Turner, Michael	9/30/2012	at Atlanta	13	103	0
Smith, Robert	11/19/2000	at Minnesota	23	103	1
Gore, Frank	10/24/2010	San Francisco	19	102	0
Williams, Ricky	12/2/2001	at New Orleans	27	102	0
Stewart, Kordell	12/22/1996	Pittsburgh	7	102	1
Smith, Robert	10/6/1996	at Minnesota	27	102	0
Rodgers, Jacquizz	10/10/2016	Tampa Bay	30	101	0
Johnson, Rudi	10/22/2006	at Cincinnati	26	101	0
McAlister, Deuce	10/26/2003	at New Orleans	26	101	0
Henry, Travis	12/9/2001	at Buffalo	27	101	1
Ingram, Mark	10/30/2014	New Orleans	30	100	2
White, LenDale	11/4/2007	at Tennessee	31	100	1
Addai, Joseph	10/28/2007	Indianapolis	23	100	2
Duckett, T.J.	9/28/2003	Atlanta	14	100	0

† POSTSEASON

OPPONENTS' ALL-TIME 100-YARD RECEIVING GAMES

PLAYER	DATE	OPPONENT	REC	YDS	TD
Jones, Julio	10/2/2016	at Atlanta	12	300	1
Gardner, Rod	10/21/2001	at Washington	6	208	1
Bryant, Antonio	12/8/2008	Tampa Bay	9	200	2
Jones, Julio	12/27/2015	at Atlanta	9	178	1
Sharpe, Shannon	11/9/1997	at Denver	8	174	0
Cooks, Brandin	10/16/2016	New Orleans	7	173	1
White, Roddy	9/30/2012	at Atlanta	8	169	2
Wayne, Reggie	10/28/2007	Indianapolis	7	168	1
Fitzgerald, Larry†	1/10/2009	Arizona	8	166	1
Freeman, Antonio	12/14/1997	Green Bay	10	166	2
Brown, Tim	11/2/1997	Oakland	10	163	0
Boldin, Anquan	10/9/2005	at Arizona	10	162	1
Horn, Joe	12/5/2004	at New Orleans	8	160	2
Holt, Torry	12/12/2004	St. Louis	6	151	1
Horn, Joe	12/2/2001	at New Orleans	13	150	1
Jackson, Vincent	10/4/2015	at Tampa Bay	10	147	1
Hakim, Az-Zahir	11/5/2000	at St. Louis	8	147	1
Anderson, Robby	11/26/2017	at New York Jets	6	146	2
Irvin, Michael	10/11/1998	at Dallas	6	146	0
Colston, Marques	1/1/2012	at New Orleans	7	145	2
Moulds, Eric	10/25/1998	Buffalo	5	145	2
Branch, Deion†	2/1/2004	at New England	10	143	1
Fryar, Irving	10/27/1996	at Philadelphia	7	143	0
Graham, Jimmy	10/18/2015	at Seattle	8	140	0
Westbrook, Michael	10/3/1999	at Washington	8	140	2
Smith, Steve	9/28/2014	at Baltimore	7	139	2
Ertz, Zach	10/21/2018	at Philadelphia	9	138	0
Matthews, Jordan	11/10/2014	at Philadelphia	7	138	2
Barden, Ramses	9/20/2012	New York Giants	9	138	0
Carter, Cris	11/19/2000	at Minnesota	8	138	1
Boldin, Anquan†	1/12/2014	San Francisco	8	136	0
Fitzgerald, Larry	10/9/2005	at Arizona	9	136	1
Thomas, Demaryius	11/11/2012	Denver	9	135	0
Pittman, Michael	11/28/2004	Tampa Bay	8	134	2
Connell, Albert	10/3/1999	at Washington	5	134	2
Boyd, Tyler	9/23/2018	Cincinnati	6	132	1
Colston, Marques	10/1/2006	New Orleans	5	132	1
Beckham, Odell	10/7/2018	New York Giants	8	131	1
Holt, Torry	11/5/2000	at St. Louis	4	130	0
Graham, Jimmy	10/9/2011	New Orleans	8	129	0
Kearse, Jermaine†	1/10/2014	at Seattle	3	129	1
Rice, Jerry	12/8/1996	at San Francisco	10	129	1
Sproles, Darren	9/16/2012	New Orleans	13	128	0
White, Roddy	9/23/2007	at Atlanta	7	127	1
Wallace, Mike	11/24/2013	at Miami	5	127	1
Boston, David	12/30/2001	Arizona	7	127	2
Rice, Jerry	9/22/1996	San Francisco	10	127	0
Colston, Marques	12/8/2013	at New Orleans	9	125	2
Fitzgerald, Larry	12/19/2010	Arizona	9	125	0
Colston, Marques	12/28/2008	at New Orleans	7	123	1
Owens, Terrell	10/17/2004	at Philadelphia	4	123	0

Mathis, Terance	9/1/1996	Atlanta	4	123	0
Wayne, Reggie	11/27/2011	at Indianapolis	5	122	1
Hakim, Az-Zahir	12/5/1999	St. Louis	4	122	2
Cobb, Randall	10/19/2014	at Green Bay	6	121	1
Moore, Lance	12/30/2012	at New Orleans	4	121	0
Rice, Jerry	12/10/1995	San Francisco	6	121	0
Sanu, Mohamed	10/12/2014	at Cincinnati	10	120	1
Johnson, Andre	9/16/2007	Houston	7	120	2
Burress, Plaxico	12/15/2002	at Pittsburgh	6	120	1
Harrison, Marvin	10/12/2003	at Indianapolis	8	119	0
Jones, Julio	11/5/2017	Atlanta	6	118	0
McCardell, Keenan	11/9/2003	Tampa Bay	9	118	1
Owens, Terrell	10/7/2001	at San Francisco	8	118	2
White, Roddy	12/9/2012	Atlanta	9	117	1
Levens, Dorsey†	1/12/1997	at Green Bay	5	117	1
Celek, Brent	11/10/2014	at Philadelphia	5	116	0
Bryant, Antonio	12/6/2009	Tampa Bay	5	116	0
Bruce, Isaac†	1/10/2004	at St. Louis	7	116	0
Connell, Albert	12/13/1998	Washington	8	116	1
Graham, Jimmy	12/30/2012	at New Orleans	9	115	1
Fitzgerald, Larry	10/26/2008	Arizona	7	115	0
Smith, Jimmy	9/19/1999	Jacksonville	10	115	0
Hilliard, Ike	9/30/2007	Tampa Bay	7	114	0
Ochocinco, Chad	12/8/2002	Cincinnati	6	114	0
Golladay, Kenny	11/18/2018	at Detroit	8	113	1
Garner, Charlie	10/22/2000	San Francisco	7	112	0
Copeland, Russell	9/10/1995	at Buffalo	2	112	1
Jackson, DeSean	12/19/2016	at Washington	7	111	0
Johnson, Stevie	9/15/2013	at Buffalo	8	111	1
Stallworth, Donte'	12/4/2006	at Philadelphia	4	111	1
Bruce, Isaac	12/5/1999	St. Louis	6	111	0
Rice, Jerry	11/5/1995	at San Francisco	8	111	0
Crabtree, Michael	11/27/2016	at Oakland	8	110	0
Kearse, Jermaine†	1/17/2016	Seattle	11	110	2
Mills, Ernie	10/11/1998	at Dallas	5	110	1
Dawkins, Sean	9/13/1998	at New Orleans	5	110	1
Owens, Terrell	12/8/1996	at San Francisco	5	110	1
Bruce, Isaac	11/12/1995	at St. Louis	9	110	1
Harris, Jackie	10/1/1995	Tampa Bay	5	108	0
Lockett, Tyler	11/25/2018	Seattle	5	107	1
Evans, Mike	12/24/2017	Tampa Bay	6	107	0
Williams, Damian	11/13/2011	Tennessee	5	107	1
Owens, Terrell	10/29/2006	Dallas	9	107	0
Chrebet, Wayne	11/29/1998	at New York Jets	7	107	2
Mathis, Terance	10/26/1997	Atlanta	8	107	0
Moss, Randy	11/19/2000	at Minnesota	5	106	1
Thielen, Adam	12/10/2017	Minnesota	6	105	1
Jermaine Kearse	11/26/2017	at New York Jets	7	105	1
Forte, Matt	10/5/2014	Chicago	12	105	1
Doucet, Early	9/11/2011	at Arizona	3	105	1
Welker, Wes	12/13/2009	at New England	10	105	0
Pollard, Marcus	10/16/2005	at Detroit	3	105	0
Cooks, Brandin	12/6/2015	at New Orleans	6	104	1
White, Roddy	12/28/2014	at Atlanta	8	104	0
Jones, Julio	12/11/2011	Atlanta	3	104	2
Wallace, Mike	12/23/2010	at Pittsburgh	4	104	1

Finneran, Brian	11/24/2002	Atlanta	4	104	0
Galloway, Joey	10/13/2002	at Dallas	3	104	1
Poole, Keith	1/2/2000	New Orleans	6	104	0
Moore, David	11/25/2018	Seattle	4	103	1
Williamson, Troy	9/17/2006	at Minnesota	6	102	0
Stallworth, Donte'	12/18/2005	at New Orleans	5	102	1
Johnson, Keyshawn	9/14/2003	at Tampa Bay	9	102	0
Gadsden, Oronde	11/4/2001	at Miami	5	102	0
Dwight, Tim	11/28/1999	Atlanta	5	102	0
Dawkins, Sean	11/1/1998	New Orleans	6	102	0
Mathis, Terance	12/17/1995	Atlanta	8	102	0
Godwin, Chris	12/2/2018	at Tampa Bay	5	101	1
Henderson, Devery	10/7/2007	at New Orleans	4	101	0
Clayton, Mark	10/15/2006	at Baltimore	5	101	2
Wilson, Cedrick	11/14/2004	at San Francisco	5	101	0
Horn, Joe	11/10/2002	New Orleans	6	101	0
Bruce, Isaac	9/17/1995	St. Louis	5	100	0

† POSTSEASON



***UPDATED
PLAYER
BIOGRAPHIES***

QUARTERBACKS



KYLE ALLEN
 6'3" // 210
 HOUSTON
 SCOTTSDALE, ARIZ.

7
QB

1ST NFL SEASON
2ND PANTHERS SEASON

TRANSACTIONS: Signed as an undrafted rookie free agent by Carolina (5/10/18).

ALLEN CAREER STATISTICS

YR	Team	GP/GS	ATT	CMP	PCT	YDS	TD	INT	LNG	RSH	YDS	TD	RTG	SK/YDS
2018	Carolina	2/1	31	20	266	64.5	2	0	53	5	19	1	113.1	0/0
Total		2/1	31	20	266	64.5	2	0	53	5	19	1	113.1	0/0



WILL GRIER
 6'1" // 220
 WEST VIRGINIA
 CHARLOTTE, N.C.

3
QB

ROOKIE NFL SEASON
ROOKIE PANTHERS SEASON

TRANSACTIONS: Drafted by the Carolina Panthers in the third round of the 2019 Draft (100th overall).

GRIER COLLEGE STATISTICS

Year	Team	GP/GS	Att	Cmp	Pct	Yds	Yds/Att	TD	Int	Lg	Rtg
2015	Florida	6/5	161	106	65.6	1202	7.5	10	3	77	145.6
2017	West Virginia	11/11	388	250	64.4	3490	9.0	34	12	76	162.7
2018	West Virginia	11/11	397	266	67.0	3864	9.7	37	8	82	175.5
Totals		28/27	946	622	65.7	8558	9.1	81	23	82	165.2



9TH NFL SEASON
9TH PANTHERS SEASON

TRANSACTIONS: Selected by Carolina in the first round (1st overall) of the 2011 NFL Draft (4/28/11)...Signed to contract extension by Carolina (6/3/15).

NFL RANKINGS

- 58 rushing touchdowns are the most by a quarterback since the 1970 NFL-AFL merger.
- Only active player to lead an NFL franchise in both career touchdown passes (182) and rushing touchdowns (58).
- Ranks third all-time in rushing yards by a quarterback in NFL history with 4,808 yards, trailing only Michael Vick (6,109) and Randall Cunningham (4,928)...Only quarterback in NFL history to rank in the top three in a franchise in rushing yards.
- 58 rushing touchdowns are tied for second-most by any player in the NFL since he entered the League in 2011.
- Ranked third for total touchdowns (240) and total yards (33,277) for any quarterback through their first eight seasons.
- In 2018, passed Michael Vick for NFL record for most career rushing first downs (359) by a quarterback...Leads NFL in rushing first down percentage (38.6) since 2011.
- Only player in NFL history to have at least six seasons with 3,000 or more passing yards and 500 or more rushing yards at any point in a career.
- One of two players in NFL history, along with Peyton Manning (Indianapolis Colts, 1998-2004) to have at least 3,000 passing yards in each of the first eight seasons.
- In 2015, became the first player in NFL history with at least 30 passing touchdowns (35) and 10 rushing touchdowns (10) in a single season.
- One of two quarterbacks (Michael Vick) in NFL history with three 700-yard rushing seasons in a career.
- Established a single-season NFL record for rushing touchdowns by a quarterback with 14 in 2011.
- Holds NFL record for most career games with at least one passing touchdown and one rushing touchdown with 39 games.
- Posted three regular season games and one postseason game with at least two rushing touchdowns and two passing touchdowns...His three regular season games rank second in NFL history.
- 35 combined touchdowns (21 passing, 14 rushing) in 2011 were the most by a rookie quarterback in NFL history.
- In 2011, became the first player in NFL history to pass for 4,000 yards and rush for at least 500 yards in a single season.
- Became the first player in NFL history with 300 or more passing yards, five or more passing touchdowns and 100 or more rushing yards in a single game at New York Giants (12/20/15).

FRANCHISE RANKINGS

- Panthers' all-time leader in passing yards (28,469), passing touchdowns (182), pass attempts (3,891), pass completions (2,321), 300-yard passing games (19) and wins by a quarterback (68).
- 58 rushing touchdowns are the most in franchise history.
- Became first player in Panthers history to be selected as AP NFL Most Valuable Player in 2015.
- Set single-season franchise record with 67.9 completion percentage in 2018 season.
- Holds franchise single-game records for passing yards with 432 (vs. Green Bay, 9/18/11)... passer rating with 153.3 (vs. Atlanta, 12/13/15)...longest completion with a 91-yard touchdown to wide receiver Brandon LaFell (vs. Tampa Bay, 12/24/11).
- 181 consecutive passes without an interception are the most in team history, breaking the previous record of 176 attempts, also set by Newton...Streak began in first quarter at New Orleans (12/6/15) and ended in the fourth quarter at Denver (9/8/16).
- Set franchise record with 11 consecutive games with at least two touchdown passes in Weeks 2-13 of 2018 season.
- Set franchise record with six consecutive games with a passer rating over 100 in Weeks 7-12 of 2018 season.
- Set franchise record with 16 straight completions spanning two games against Detroit (Week 11) and Seattle (Week 12) of 2018 season.
- Set a team record with a 7.98-yard average passing gain in 2012, surpassing the previous mark of 7.94 yards by Jake Delhomme in 2008.
- Set the team record for the lowest interception percentage of 2.02 percent in 2015.
- Holds every franchise single-game, season and career rushing record for a quarterback, including yards, rushing average, touchdowns and longest rush.
- Tied for second in franchise with 58 total touchdowns...Ranks third in franchise history with 4,808 rushing yards.
- Second in franchise history with 17 game-winning drives, trailing Jake Delhomme (21).

POSTSEASON FRANCHISE RANKINGS

- Set the franchise postseason record for most passing yards in a single-game with 349 yards at New Orleans (1/7/18)...Completed 24 passes in that same game, tying Jake Delhomme (at Chicago, 1/15/06) for the most completions in a single game.
- Holds Panthers' record for most completions in postseason history with 134.

SINGLE-GAME CAREER HIGHS

PASS ATTEMPTS	52	vs. Philadelphia (10/12/17)
PASS COMPLETIONS	32	at Atlanta (9/16/18)
COMPLETION PCT (min 20)	84.0	at Tennessee (11/15/15)
PASSING YARDS	432	vs. Green Bay (9/18/11)
PASSING TDS	5	3x, last at New York Giants (12/20/15)
INTERCEPTIONS	4	2x, last at Tampa Bay (12/2/18)
LONG PASS	91t	vs. Tampa Bay (12/24/11)
RUSH ATTEMPTS	17	at Cincinnati (10/12/14)
RUSHING YARDS	116	vs. Atlanta (12/9/12)
RUSHING TDS	3	at Tampa Bay (12/4/11)
LONG RUSH	72t	vs. Atlanta (12/19/12)
TOTAL RUSH/PASS YARDS	440	2x, last at New York Giants (12/20/15)
TOTAL RUSH/PASS TDS	5	3x, last at New York Giants (12/20/15)

NEWTON CAREER STATISTICS

PASSING

Year	Team	GP	GS	Att	Cmp	Pct	Yds	Yds/Att	TD	Int	Lg	Sk	YdsLst	Rtg
2011	Carolina	16	16	517	310	60.0	4051	7.8	21	17	91t	35	260	84.5
2012	Carolina	16	16	485	280	57.7	3869	8.0	19	12	82	36	244	86.2
2013	Carolina	16	16	473	292	61.7	3379	7.1	24	13	79t	43	336	88.8
2014	Carolina	14	14	448	262	58.5	3127	7.0	18	12	51	38	300	82.1
2015	Carolina	16	16	495	296	59.8	3837	7.8	35	10	74t	33	284	99.4
2016	Carolina	15	14	510	270	52.9	3509	6.9	19	14	88t	36	277	75.8
2017	Carolina	16	16	492	291	59.1	3302	6.7	22	16	64	35	242	80.7
2018	Carolina	14	14	471	320	67.9	3395	7.2	24	13	82	29	213	94.2
Totals		123	122	3891	2321	59.7	28469	7.3	182	107	91	285	2156	86.4

RUSHING

Year	Team	Att	Yds	Avg	Lg	TD
2011	Carolina	126	706	5.6	49t	14
2012	Carolina	127	741	5.8	72t	8
2013	Carolina	111	585	5.3	56	6
2014	Carolina	103	539	5.2	22	5
2015	Carolina	132	636	4.8	47	10
2016	Carolina	90	359	4.0	28	5
2017	Carolina	139	754	5.4	69	6
2018	Carolina	101	488	4.8	29	4
Totals		929	4808	5.2	72	58



3RD NFL SEASON
3RD PANTHERS SEASON

TRANSACTIONS: Drafted by Carolina in the first round (8th overall) of the 2017 NFL Draft.

SINGLE-SEASON NFL RECORDS

- 107 receptions, most by a running back in NFL history (2018)
- First player in NFL history with 50 rushing and 50 receiving yards in five consecutive games (Weeks 9-13, 2018)
- Second player in NFL history with 50 yards rushing, receiving and passing in same game (vs. New Orleans 12/17/18)
- Third player in NFL history with over 1,000 rushing yards and 100 receptions in single season (2018)
- Third player in NFL history with at least 1,500 career rushing and 1,500 career receiving yards in his first two seasons (2017-18)
- First rookie running back in NFL history with at least 70 receptions and five receiving touchdowns (2017)

SINGLE-SEASON FRANCHISE RECORDS

- 1,965 scrimmage yards (2018), most by any player
- 107 receptions (2018), most by any player (2018)
- 867 receiving yards (2018), most by a running back
- 6 receiving touchdowns (2018), most by a running back
- 41 receiving first downs (2018), most by a running back
- 851 yards after the catch (2018), most by any player since stat became available in 2010
- Holds rookie single-season records from 2017 for most receptions (80), scrimmage yards (1,086), yards after catch (593) and first downs (57) by any player

SINGLE-GAME FRANCHISE RECORDS

- 14 receptions at Atlanta (9/16), most by a running back and tied franchise record for most by any Panther
- 112 receiving yards vs. Seattle (11/25), the most by a running back
- 237 scrimmage yards vs. Seattle (11/25), the most by any player
- First player in franchise history with 100 rushing and 100 receiving yards in same game in franchise history (vs. Seattle, 11/25)
- First non-quarterback with a touchdown pass in franchise history (vs. New Orleans 12/17)
- His 10 receptions against Philadelphia (10/12/17) were most by a rookie in single game in franchise history
- Most scrimmage yards (117), receiving yards (101) and longest reception (56) by a rookie in a playoff game

CAREER FRANCHISE RECORDS

- Holds franchise record for most scrimmage yards (3,051) by any player in first two seasons as a Panther.
- Most career receptions (187), receiving touchdowns (11), and receiving first downs (77) by a running back.
- Second in career receiving yards (1,518) by a running back in franchise history.

McCAFFREY CAREER STATISTICS

		RUSHING							RECEIVING				
Year	Team	GP	GS	Att	Yds	Avg	Lg	TD	No	Yds	Avg	Lg	TD
2017	Carolina	16	10	117	432	3.7	40	2	80	651	8.1	37	5
2018	Carolina	16	16	219	1098	5.0	59	7	107	867	8.1	38	6
Totals		32	26	336	1533	4.6	59	9	187	1518	8.1	37	11

		KICKOFF RETURNS							PUNT RETURNS				
Year	Team	No	Yds	Avg	Lg	TD	No	Yds	Avg	FC	Lg	TD	
2017	Carolina	3	58	19.3	21	0	22	162	7.4	9	21	0	
Totals		3	58	19.3	21	0	22	162	7.4	9	21	0	

SINGLE-GAME CAREER HIGHS

TOTAL SCRIMMAGE YARDS	237	vs. Seattle (11/25/18)
RUSH ATTEMPTS	28	vs. Cincinnati (9/23/18)
RUSHING YARDS	184	vs. Cincinnati (9/23/18)
LONG RUSH	59	vs. Seattle (11/25/18)
RUSHING TDS	2	2x, last at Cleveland (12/9/18)
RECEPTIONS	14	at Atlanta (9/16/18)
RECEIVING YARDS	112	vs. Seattle (11/25/18)
LONG RECEPTION	38	vs. Seattle (11/25/18)
RECEIVING TDS	2	at Pittsburgh (11/8/18)
PUNT RETURN LONG	25	vs. Philadelphia (10/12/17)
KICKOFF RETURN LONG	21	at New England (10/11/17)



ROOKIE NFL SEASON
ROOKIE PANTHERS SEASON

TRANSACTIONS: Drafted in the fifth round (154th overall) of the 2019 NFL Draft by Carolina.

SCARLETT COLLEGE STATISTICS

		RUSHING							RECEIVING				
Year	Team	GP/GS	Att	Yds	Avg	Lg	TD	No	Yds	Avg	Lg	TD	
2015	Florida	9/1	34	181	5.3	60	1	1	1	1.0	1	0	
2016	Florida	13/8	179	889	5.0	46	6	4	23	5.8	13	0	
2017	Florida	0	-	-	-	-	-	-	-	--	-	-	
2018	Florida	13/12	131	776	5.6	48	5	10	84	8.4	30	0	
Totals		35/21	344	1846	5.4	60	12	15	108	7.2	30	0	

WIDE RECEIVERS



**CHRIS
HOGAN**
6'1" // 210
MONMOUTH
WYCKOFF, N. J.

15
WR

7TH NFL SEASON
1ST PANTHERS SEASON

TRANSACTIONS: Signed as an undrafted free agent by San Francisco (7/27/11)... Waived by San Francisco (9/3/11)...Signed to N.Y. Giants practice squad (9/13/11)... Released from N.Y. Giants practice squad (9/23/11)...Signed to Miami practice squad (12/27/11)...Waived by Miami (8/31/12)...Signed to Miami practice squad (9/2/12)... Released by Miami (9/11/12)...Signed to Buffalo practice squad (11/6/12)...Signed to Buffalo active roster from practice squad (12/18/12)...Signed as a restricted free agent with New England (3/11/16)...Signed as an unrestricted free agent with Carolina (4/12/19).

HOGAN CAREER STATISTICS

RECEIVING

Year	Team	GP	GS	No	Yds	Avg	Lg	TD
2013	Buffalo	16	0	10	83	8.3	16	0
2014	Buffalo	16	2	41	426	10.4	31	4
2015	Buffalo	16	4	36	450	12.5	46	2
2016	New England	15	14	38	680	17.9	79	4
2017	New England	9	7	34	439	12.9	47	5
2018	New England	16	7	35	532	15.2	63	3
Totals		88	34	194	2,610	13.5	79	18

RUSHING

Year	Team	No	Yds	Avg	Lg	TD
2015	Buffalo	1	4	4.0	4	0
2016	New England	3	9	3.0	6	0
2017	New England	3	17	5.7	13	0
Totals		7	30	4.3	13	0

SINGLE-GAME CAREER HIGHS

RECEPTIONS	8	at Tampa Bay (10/5/17)
RECEIVING YARDS	129	vs. Baltimore (12/12/16)
LONG RECEPTION	79	vs. Baltimore (12/12/16)
RECEIVING TDS	2	2x, last at Jacksonville (9/16/18)
RUSH ATTEMPTS	3	vs. Kansas City (9/7/17)
RUSHING YARDS	17	vs. Kansas City (9/7/17)
RUSHING LONG	13	vs. Kansas City (9/7/17)



**RAY-RAY
MCLOUD**
5'9" // 190
GLEMSON
TAMPA, FLA.

14
WR

2ND NFL SEASON
1ST PANTHERS SEASON

TRANSACTIONS: Selected by Buffalo in the sixth round (187th overall) of the 2018 NFL Draft...Waived by Buffalo (8/31/19)...Claimed by Carolina off waivers (9/1/19).

MCLOUD CAREER STATISTICS

RECEIVING

Year	Team	GP/GS	No	Yds	Avg	TD
2018	Buffalo	10/0	5	36	7.2	0
Totals		10/0	5	36	7.2	0

KICKOFF RETURNS

Year	Team	No	Yds	Avg	Lg	TD
2018	Buffalo	1	18	18.0	18	0
Totals		1	18	18.0	18	0

PUNT RETURNS

Year	Team	No	Yds	Avg	TD
2018	Buffalo	4	20	5.0	0
Totals		4	20	5.0	0



DJ MOORE
6'0" // 210
MARYLAND
PHILADELPHIA, PA

12
WR

2ND NFL SEASON
2ND PANTHERS SEASON

TRANSACTIONS: Drafted by the Carolina Panthers in the first round of the 2018 Draft (24th overall).

NFL RANKINGS

- Led all rookie wide receivers with 960 scrimmage yards in 2018.
- Ranked second among all wide receivers with 172 rushing yards.

FRANCHISE RANKINGS

SINGLE-SEASON FRANCHISE RECORDS

- Set franchise record for most rushing yards by a wide receiver in a single season (172).

SINGLE-GAME FRANCHISE RECORDS

- Set franchise record for most receiving yards (157) in a single game by a rookie at Detroit in Week 11 (11/18/18)...Also completed second longest pass play with an 82-yard catch in the same game.
- Totaled 248 receiving yards in back-to-back games (at Detroit, 11/18/18 and vs. Seattle 11/25/18), marking the most receiving yards by a rookie wide receiver over a two-game stretch in franchise history.

HONORS

- PFWA All-Rookie Team (2018)


MOORE CAREER STATISTICS

Year	Team	GP/GS	RECEIVING					RUSHING				
			No	Yds	Avg	Lg	TD	No	Yds	Avg	Lg	TD
2018	Carolina	16/10	55	788	14.3	82	2	15	191	12.7	32	0
Total		16/10	55	788	14.3	82	2	15	191	12.7	32	0

Year	Team	KICKOFF RETURNS				
		No	Yds	Avg	Lg	TD
2018	Carolina	5	119	23.8	32	0
Total		5	119	23.8	32	0

SINGLE-GAME CAREER HIGHS

RECEPTIONS	8	vs. Seattle (11/25/18)
RECEIVING YARDS	157	at Detroit (11/18/18)
RECEIVING TDs	1	2x, last at Detroit (11/18/18)
LONGEST RECEPTION	82	at Detroit (11/18/18)
RUSHING YARDS	39	vs. Baltimore (10/28/18)
RUSHING LONG	32	vs. Tampa Bay (11/4/18)
LONG PUNT RETURN	15	vs. Dallas (9/9/18)
LONG KICK RETURN	32	vs. Seattle (11/25/18)



CURTIS SAMUEL
5'11" // 195
OHIO STATE
BROOKLYN, N.Y.

10
WR

3RD NFL SEASON
3RD PANTHERS SEASON

TRANSACTIONS: Selected in the second round (40th overall) of the NFL Draft by Carolina (4/28/17)...Placed on injured reserve with broken ankle (11/24/17)...Placed on non-football injury list (ankle) (7/25/18)...Passed physical (8/1/18).

SAMUEL CAREER STATISTICS

Year	Team	GP	GS	RECEIVING					RUSHING				
				No	Yds	Avg	Lg	TD	No	Yds	Avg	Lg	TD
2017	Carolina	9	4	15	115	7.7	23	0	4	64	16.0	31	0
2018	Carolina	13	8	39	494	12.7	53t	5	8	84	10.5	33t	2
Totals		22	12	54	609	11.3	53t	5	12	148	12.3	33t	2

Year	Team	KICKOFF RETURNS				
		No	Yds	Avg	Lg	TD
2017	Carolina	10	221	22.1	33	0
2018	Carolina	10	209	20.9	32	0
Totals		20	430	21.5	33	0

SINGLE-GAME CAREER HIGHS

RECEPTIONS	7	vs. Atlanta (12/23/18)
RECEIVING YARDS	88	at Tampa Bay (12/2/18)
LONG RECEPTION	33	at Cleveland (12/9/18)
RECEIVING TDs	1	4x, last vs. Seattle (11/25/18)
RUSH ATTEMPTS	2	2x, last vs. New Orleans (12/17/18)
RUSHING YARDS	33	vs. Tampa Bay (11/4/18)
RUSHING LONG	33	vs. Tampa Bay (11/4/18)
RECEIVING TDs	1	2x, last vs. Tampa Bay (11/4/18)



8TH NFL SEASON
2ND PANTHERS SEASON

2ND NFL SEASON
1ST PANTHERS SEASON

TRANSACTIONS: Selected by the Minnesota Vikings in the fourth round (134th overall) of 2012 Draft...Signed contract extension with Minnesota (9/10/15)...Renegotiated contract with Minnesota (9/2/17)...Terminated as a vested veteran with Minnesota (3/17/18)...Signed as a free agent by the Carolina Panthers (3/20/18).

TRANSACTIONS: Signed a reserve future contract with Minnesota (1/3/18)...Waived by Minnesota (8/31/19)...Claimed off waivers by Carolina (9/1/19).

WRIGHT CAREER STATISTICS

RECEIVING

Year	Team	GP/GS	No	Yds	Avg	Lg	TD
2012	Minnesota	7/1	22	310	14.1	65	2
2013	Minnesota	16/3	26	434	16.7	42	3
2014	Minnesota	16/7	42	588	14.0	87	2
2015	Minnesota	16/3	34	442	13.0	52	0
2016	Minnesota	8/1	11	67	6.1	11	1
2017	Minnesota	16/0	18	198	11.0	30	2
2018	Carolina	16/6	43	447	10.4	33	1
Totals		95/21	196	2486	12.7	87	11

RUSHING

Year	Team	Att	Yds	Avg	Lg	TD
2012	Minnesota	2	11	5.5	8	0
2014	Minnesota	5	71	14.2	27	0
2015	Minnesota	1	29	29.0	29	0
2018	Carolina	2	39	19.5	34	0
Totals		10	150	15.0	34	0

KICKOFF RETURNS

Year	Team	Att	Yds	Avg	Lg	TD
2013	Minnesota	1	9	9.0	9	0
Totals		1	9	9.0	9	0

SINGLE-GAME CAREER HIGHS


RECEPTIONS	8	vs. Atlanta (9/28/14)
RECEIVING YARDS	132	vs. Atlanta (9/28/14)
LONG RECEPTION	87	vs. N.Y. Jets (12/7/14)
RECEIVING TDS	2	at Seattle (11/17/13)
LONG TD RECEPTION	87	vs. N.Y. Jets (12/7/14)

ZYLSTRA CAREER STATISTICS

RECEIVING

Year	Team	GP/GS	No	Yds	Avg	Lg	TD
2018	Minnesota	16/0	1	23	23.0	23	0
Totals		16/0	1	23	23.0	23	0

TIGHT ENDS



**CHRIS
MANHERTZ**
6'6" // 255
CANISIUS
NEW YORK, N.Y.

82
TE

4TH NFL SEASON
4TH PANTHERS SEASON

TRANSACTIONS: Signed as a free agent by Buffalo (12/30/14)...Waived by Buffalo (8/19/15)...Signed as a free agent by New Orleans (8/24/15)...Waived by New Orleans (9/5/15)...Signed to practice squad by New Orleans (9/7/15)...Signed as a free agent by New Orleans (1/5/16)...Waived by New Orleans (10/15/16)...Claimed off waivers by Carolina (10/17/16)...Placed on injured reserve with an ankle injury (1/2/18)...Placed on physically unable to perform list (7/25/18)...Passed physical, cleared to active roster (8/31/18)...Signed two-year contract with Carolina (1/29/19).

MANHERTZ CAREER STATISTICS

RECEIVING

Year	Team	GP	GS	No	Yds	Avg	Lg	TD
2016	N.O. / Car.	7	2	1	10	10.0	10	0
2017	Carolina	16	4	2	17	8.5	11	0
2018	Carolina	16	4	2	52	26.0	50t	1
Totals		39	10	5	79	15.8	50t	1

SINGLE-GAME CAREER HIGHS

RECEPTIONS	1	5x, last vs. New Orleans (12/17/18)
RECEIVING YARDS	50	vs. New Orleans (12/17/18)
LONG RECEPTION	50	vs. New Orleans (12/17/18)



**GREG
OLSEN**
6'5" // 255
MIAMI
WAYNE, N.J.

88
TE

13TH NFL SEASON
9TH PANTHERS SEASON

TRANSACTIONS: Selected in the first round (31st overall) of the NFL Draft by Chicago (4/28/07)...Traded by Chicago to Carolina in exchange for a 2012 third-round draft choice (7/29/11)...Signed to contract extension by Carolina (7/31/11)...Signed to contract extension by Carolina (3/6/15)...Placed on injured reserve (foot) by Carolina (9/19/17)...Activated from injured reserve to active roster (11/24/17)...Placed on injured reserve with foot injury (12/5/18).

NFL RANKINGS

- Ranks eighth in NFL history for receiving yards among tight ends (7,847)...Currently ranks third in career receiving yards among active tight ends.
- Ranks fifth all-time in receptions (666) among tight ends in NFL history.
- Ranked eighth all-time in receiving touchdowns (57) among tight ends.
- In 2017, saw streak of 160 consecutive games played and 82 consecutive games started come to an end after Week Two vs. Buffalo (9/17/17) due to foot injury...Both streaks were the second-longest among active NFL tight ends at the time.
- In 2016, became the first tight end in NFL history to record 1,000 receiving yards in three consecutive seasons.

NFL POSTSEASON RANKINGS

- Ranks eight in NFL history for receiving yards (631) and 11th (41) in receptions among tight ends in the postseason...His 70.1 receiving yards per game ranks fifth among tight ends with at least five postseason games.

FRANCHISE RANKINGS

- Stands as franchise all-time leading tight end in terms of receiving yards (5,866), receptions (472) and 100-yard receiving games (9)...Ranks second among franchise tight ends in receiving touchdowns (37), behind Wesley Walls (44).
- Holds franchise record for most receiving yards in a single season by a tight end (1,104), set in 2015.
- Holds franchise record for most receptions in a single season by a tight end (84), set in 2014.
- Holds franchise record for single-game receiving yards by a tight end with 181, set vs. Tampa Bay (10/10/16).
- Owns the top five single-season receptions totals and five of the top six single-season receiving yards totals by a tight end in team history.
- Ranks third in franchise history in receiving yards (5,866) and receptions (472), regardless of position.
- Ranks fourth in franchise history in receiving touchdowns (37), regardless of position.
- In 2017, saw streak of 160 consecutive games played and 82 consecutive games started come to an end after Week Two vs. Buffalo (9/17/17) due to foot injury...82 consecutive starts was third-longest streak in franchise history.

FRANCHISE POSTSEASON RANKINGS

- Ranks second in franchise history in receiving yards (488) and receptions (35) in the postseason, regardless of position.
- Has two 100-yard receiving games in the postseason, tied for second-most in franchise history.
- Holds franchise record for most receiving yards (113) and receptions (8) by a tight end in single postseason game.

OLSEN CONTINUED...

HONORS

- Pro Bowl (2016, 2015, 2014)
- AP All-Pro Second Team (2016, 2015)
- PFWA All-NFC (2016, 2015, 2014)
- Pro Football Weekly All-Rookie Team (2007)
- Walter Payton NFL Man of the Year Finalist (2017, 2016)

OLSEN CAREER STATISTICS

RECEIVING

Year	Team	GP	GS	No	Yds	Avg	Lg	TD
2007	Chicago	14	4	39	391	10.0	31	2
2008	Chicago	16	7	54	574	10.6	52	5
2009	Chicago	16	15	60	612	10.2	41	8
2010	Chicago	16	13	41	404	9.9	39t	5
2011	Carolina	16	13	45	540	12.0	44t	5
2012	Carolina	16	16	69	843	12.2	47t	5
2013	Carolina	16	16	73	816	11.2	31	6
2014	Carolina	16	16	84	1008	12.0	38	6
2015	Carolina	16	16	77	1104	14.3	52	7
2016	Carolina	16	16	80	1073	13.4	78t	3
2017	Carolina	7	7	17	191	11.2	30t	1
2018	Carolina	9	9	27	291	10.8	23	4
Totals		174	148	666	7847	11.8	78t	57

SINGLE-GAME CAREER HIGHS

RECEPTIONS	10	2x, last vs. Tampa Bay (12/14/14)
RECEIVING YARDS	181	vs. Tampa Bay (10/10/16)
LONG RECEPTION	78	vs. San Francisco (09/18/16)
RECEIVING TDS	3	vs. Arizona (11/8/09)
LONG TD RECEPTION	78	vs. San Francisco (09/18/16)



4TH NFL SEASON

4TH PANTHERS SEASON

TRANSACTIONS: Drafted by the Carolina Panthers in the fourth round of the 2018 Draft (101st overall).

THOMAS CAREER STATISTICS

RECEIVING

Year	Team	GP	GS	No	Yds	Avg	Lg	TD
2018	Carolina	16	6	36	333	9.3	31	2
Totals		16	6	36	333	9.3	31	2

SINGLE-GAME CAREER HIGHS

RECEPTIONS	9	at Cleveland (12/9/18)
RECEIVING YARDS	77	at Cleveland (12/9/18)
TOUCHDOWNS	1	2x, last at New Orleans (12/30/18)
LONG RECEPTION	31	at New Orleans (12/30/18)

OFFENSIVE LINE



**DENNIS
DALEY**
6'6" // 325
SOUTH CAROLINA
COLUMBIA, S.C.

65

T

ROOKIE NFL SEASON
ROOKIE PANTHERS SEASON

TRANSACTIONS: Drafted in the sixth round (212th overall) in the 2019 NFL Draft by Carolina

2018 (COLLEGE)

Played two seasons at South Carolina after transferring from Georgia Military College...Started 23 of the last 24 games...Played left tackle in 2018 and second half of 2017 after beginning season at guard...Started the first seven games of the 2018 season and was back in the lineup for final five games after an ankle injury...Invited to Senior Bowl at end of 2018 season...Played in 12 games with 11 starts in 2017 for South Carolina...SEC Academic Honor Roll...Transferred from Georgia Military College where he started in 2016 and 2015.



**TYLER
LARSEN**
6'4" // 325
UTAH STATE
SANDY, UTAH

69

C

4TH NFL SEASON
4TH PANTHERS SEASON

TRANSACTIONS: Signed as an undrafted rookie free agent by Miami (5/13/14)...Waived by Miami (8/26/14)...Signed as a free agent by Washington (2/10/15)...Waived by Washington (9/5/15)...Signed as a free agent by Carolina (1/6/16)...Waived by Carolina (10/8/16)...Signed to practice squad by Carolina (10/11/16)...Signed as a free agent from practice squad by Carolina (11/4/16).

2018

Played in a career-high 16 games with three starts at for Carolina in 2018...Helped Carolina rank fourth in the NFL in rushing and first in yards per rush, averaging 5.01 yards per attempt.



**BRANDON
GREENE**
6'5" // 295
ALABAMA
ELLENWOOD, GA

75

T

1ST NFL SEASON
1ST PANTHERS SEASON

TRANSACTIONS: Signed as an undrafted free agent with Chicago (8/8/17)...Waived by Chicago (9/2/17)...Signed to Chicago practice squad (9/3/17)...Signed to Chicago active roster (12/23/17)...Waived by Chicago (9/1/18)...Signed as a free agent by Carolina (4/8/19).

2018

- Played with the Birmingham Iron of the AAF last season.
- Last time in the NFL was in 2017 when he spent time on the Chicago practice squad...Was on the active roster for two games at the end of 2017 but did not appear in any games.



**GREG
LITTLE**
6'5" // 310
MISSISSIPPI
ALLEN, TEXAS

74

T

ROOKIE NFL SEASON
ROOKIE PANTHERS SEASON

TRANSACTIONS: Drafted in the second round (37th overall) of the 2019 NFL Draft by Carolina.

2018 (COLLEGE)

Three-year player at Ole Miss with 29 career starts at left tackle, including all 24 in his sophomore (2017) and junior seasons (2018)...According to Pro Football Focus, Little allowed just 26 total pressures and three sacks in 993 pass-blocking snaps over his final two seasons...In 2018, named second team All-American by numerous outlets and was on the Outland Trophy Watch List...All-SEC First Team...Helped block for an Ole Miss offense that ranked fifth in the country in passing offense (346.4)...Blocking efforts helped rushing offense average 164.9 yards per game...Earned SEC Lineman of the Week against Texas Tech...In 2017, named All-SEC Second Team and was on the PFF College National Team of the Week once...In 2016, earned Freshman All-America honors and Freshman All-SEC first team as he started five games...Helped Ole Miss rank 13th nationally in passing (314.9 ypg) and fewest TFLs allowed (4.67/game).



3RD NFL SEASON
3RD PANTHERS SEASON

TRANSACTIONS: Selected in the second round (64th overall) of the 2017 NFL Draft by Carolina (4/28/17)

2018

- Started all 16 games for Carolina in 2018, with one at left tackle and 15 at right tackle... Helped the Panthers rank fourth in the NFL with 133.5 rushing yards per game.
- In Week 3 vs Cincinnati, helped clear running lanes for McCaffrey to rush for 185 yards, the fourth highest rushing output in franchise history.



6TH NFL SEASON
6TH PANTHERS SEASON

TRANSACTIONS: Selected in the third round (92nd overall) of the NFL Draft by Carolina (5/9/14)...Signed to contract extension by Carolina (7/21/17).

NFL RANKINGS


- With four career Pro Bowl appearances, Turner is tied for the most by any active NFL guard.

HONORS

- 4x Pro Bowl (2018, 2017, 2016, 2015)

2018

- Earned fourth consecutive Pro Bowl appearance in 2018...Started 13 games at right guard for the Carolina in 2018...Inactive for three.
- Helped Carolina rank fourth in the NFL with 133.5 rushing yards per game.



5TH NFL SEASON
1ST PANTHERS SEASON

TRANSACTIONS: Drafted by Denver in the sixth round (207th overall) of the 2014 Draft...Waived by Denver (8/30/14)...Signed to Denver practice squad (8/31/14)...Signed by Denver to a future contract (1/12/15)...Placed on injured reserve by Denver (leg) (11/12/18)...Signed as an unrestricted free agent by Carolina (3/14/19).

2018

- In 2018, started nine games for Denver...According to Pro Football Focus, ranked second among all NFL centers in his offensive grade as he allowed just one sack and three hurries on 569 snaps.



5TH NFL SEASON
3RD PANTHERS SEASON

TRANSACTIONS: Signed as an undrafted free agent by Green Bay (7/25/12)... Waived by Green Bay (9/1/12)... Placed on Green Bay practice squad (9/2/12)... Activated from the Green Bay practice squad (10/13/12)... Designated injured reserve by Green Bay (10/15/13)... Waived by Green Bay (2/12/14)... Signed by Seattle (2/14/14)... Waived by Seattle (8/27/14)... Signed as a free agent by Jacksonville (2/27/17)... Waived by Jacksonville (5/1/17)... Signed as a free agent by Carolina (7/25/17)... Signed contract extension with Carolina (1/29/17).

2018

- Started all 16 games for Carolina in 2018 at left guard, the only Panther to play every snap... Helped Carolina rank fourth in the NFL with 133.5 rushing yards per game.



5TH NFL SEASON
5TH PANTHERS SEASON

TRANSACTIONS: Selected in the fourth round (102nd overall) of the NFL Draft by Carolina (5/2/15).

HONORS

- AP All-Pro Second Team (2017)

2018

- In 2018, started one game at right tackle before missing rest of season with knee injury.

SPECIALISTS



**J.J.
JANSEN**
6'2" // 235
NOTRE DAME
PHOENIX, ARIZ

44

LS

12TH NFL SEASON
11TH PANTHERS SEASON

TRANSACTIONS: Signed as an undrafted rookie free agent by Green Bay (5/2/08)... Placed on injured reserve by Green Bay with an injured left knee (8/31/08)... Traded by Green Bay to Carolina in exchange for a 2011 conditional draft choice (4/13/09)... Signed to contract extension by Carolina (2/8/12)... Signed to contract extension by Carolina (2/17/16).

HONORS


- Pro Bowl (2013)

FRANCHISE RANKINGS

- 160 regular season games played are the most by a long snapper in franchise history and fifth-most among all-time Panthers.

2018

- Played in all 16 games for Carolina in 2018... Recorded one special teams tackle... Helped kickers Graham Gano and Chandler Catanzaro combine to kick 19-of-21 field goals, including 5-of-6 from 50 yards or longer.



**MICHAEL
PALARDY**
5'11" // 200
TENNESSEE
FORT LAUDERDALE, FLA

5

P

4TH NFL SEASON
4TH PANTHERS SEASON

TRANSACTIONS: Signed as an undrafted rookie free agent by Oakland (6/5/14)... Waived by Oakland (8/7/14)... Signed to practice squad by Oakland (12/24/14)... Signed as a free agent by St. Louis (1/5/15)... Waived by St. Louis (9/1/15)... Signed as a free agent by Carolina (4/5/16)... Waived by Carolina (6/8/16)... Signed as a free agent by Baltimore (7/30/16)... Waived by Baltimore (8/3/16)... Signed as a free agent by Indianapolis (8/6/16)... Waived by Indianapolis (8/15/16)... Signed as a free agent by Cleveland (8/31/16)... Waived by Cleveland (9/4/16)... Signed to practice squad by Cleveland (9/6/16)... Terminated from practice squad by Cleveland (9/22/16)... Signed to practice squad by Atlanta (10/5/16)... Terminated from practice squad by Atlanta (10/10/16)... Signed as a free agent by Carolina (11/14/16).

NFL RANKINGS

- Ranked fifth in the NFL in net punting average (42.4) in 2017.

FRANCHISE RANKINGS

- Set franchise record for highest net punting average (42.4) in single season in 2017.
- Tied for third-fewest touchbacks (4) among qualifying punters in single season in 2017.

2018

- Averaged 41.0 net yards on 61 punts in 2018, landing 24 punts inside the 20 with four touchbacks.



**JOEY
SLYE**
5'11" // 213
VIRGINIA TECH
STAFFORD, VA

4

K

ROOKIE NFL SEASON
ROOKIE PANTHERS SEASON

2018

- Had try-outs with Tampa Bay and New York Giants in 2018 but was never under contract with an NFL team.

COLLEGE

Spent four seasons at Virginia Tech where he was named a 2016 and 2015 Lou Groza Award Semifinalist... Named 2016 First Team All-ACC... Played in 50 total games, connecting on 78-of-108 field goals (72.2 percent) and 169-of-172 of his extra points (98.3 percent).

DEFENSIVE LINE



**MARIO
ADDISON**
6'3" // 260
TROY
TARRANT, ALA.

97
LB/DE

9TH NFL SEASON
8TH PANTHERS SEASON

TRANSACTIONS: Signed as an undrafted rookie free agent by Chicago (7/27/11)... Waived by Chicago (11/21/11)... Claimed off waivers by Indianapolis (11/22/11)... Waived by Indianapolis (10/1/12)... Signed to practice squad by Indianapolis (10/3/12)... Signed as a free agent from Indianapolis' practice squad by Washington (10/9/12)... Waived by Washington (11/28/12)... Signed to practice squad by Washington (11/30/12)... Signed as a free agent from Washington's practice squad by Carolina (12/4/12)... Signed to contract extension by Carolina (6/18/14)... Signed to contract extension by Carolina (2/27/17).

ADDISON CAREER STATISTICS

YR	Team	G/GS	TOT	T	A	SACK	YDS	INT	LG	TD	PD	FF	FR	Yds	TD
2011	Chi./Ind	6/0	5	1	4	0.0	0.0	0	0	0	0	0	0	0	0
2012	Ind./Was./Car.	12/1	4	4	0	1.0	5.0	0	0	0	0	1	1	0	0
2013	Carolina	16/2	14	8	6	2.5	20.5	0	0	0	0	1	1	0	0
2014	Carolina	16/0	21	13	8	6.5	59.5	0	0	0	0	1	2	0	0
2015	Carolina	14/0	19	11	8	6.0	27.0	0	0	0	1	0	0	0	0
2016	Carolina	14/1	26	21	5	9.5	49.5	0	0	0	1	2	1	0	0
2017	Carolina	16/16	50	35	15	11.0	70.5	0	0	0	0	2	0	0	0
2018	Carolina	16/16	40	29	11	9.0	30.0	0	0	0	0	2	0	0	0
Total		111/36	179	124	57	45.5	270.0	0	0	0	2	9	5	0	0

SINGLE-GAME CAREER HIGHS

TACKLES	6	vs. New Orleans (9/24/17)
SACKS	3.0	vs. Tampa Bay (11/4/18)
FORCED FUMBLES	1	9x, last vs. Tampa Bay (11/4/18)
FUMBLE RECOVERIES	1	5x, last vs. New Orleans (11/17/16)



**BRIAN
BURNS**
6'5" // 250
FLORIDA STATE
FORT LAUDERDALE, FLA.

53
LB/DE

ROOKIE NFL SEASON
ROOKIE PANTHERS SEASON

TRANSACTIONS: Drafted by the Carolina Panthers in the first round of the 2019 Draft (16th overall).

BURNS COLLEGE STATISTICS

Year	Team	GP/GS	Tot	T	A	Sack	INT	Yds	Lg	TD	PD	FF	FR
2016	Florida State	8/0	23	14	9	8.5	0	-	-	0	0	1	0
2017	Florida State	13/13	48	26	22	4.5	0	-	-	0	4	3	1
2018	Florida State	12/12	52	31	21	10.0	0	-	-	0	3	3	1
Totals		32/25	123	71	52	23.0	0	-	-	0	7	7	2



4TH NFL SEASON
4TH PANTHERS SEASON

TRANSACTIONS: Selected in the first round (30th overall) of the NFL Draft by Carolina (4/28/16).

FRANCHISE RANKINGS

- Blocked two field goals in 2016, tying defensive end Julius Peppers for the most blocked field goals in a single season in team history.

BUTLER CAREER STATISTICS

YR	Team	G/GS	TOT	T	A	SACK	YDS	INT	LG	TD	PD	FF	FR	Yds	TD
2016	Carolina	10/0	11	8	3	1.5	11.0	0	0	0	2	0	1	0	0
2017	Carolina	14/0	14	10	4	0.0	0.0	0	0	0	1	0	0	0	0
2018	Carolina	14/0	21	10	11	0.5	0.0	0	0	0	0	0	1	0	0
Total		38/0	46	28	18	2.0	11.0	0	0	0	3	0	2	0	0

SINGLE-GAME CAREER HIGHS

- TACKLES** 3 3x, last vs. Tampa Bay (11/4/18)
- SACKS** 1.0 at Denver (9/8/16)
- PASSES DEFENSED** 1 3x, last at New York Jets (11/26/17)
- FUMBLE RECOVERIES** 1 2x, last vs Baltimore (10/28/18)

2ND NFL SEASON
2ND PANTHERS SEASON

TRANSACTIONS: Drafted by the Carolina Panthers in the fourth round of the 2018 Draft (136th overall).

HAYNES CAREER STATISTICS

YR	Team	G/GS	TOT	T	A	SACK	YDS	INT	LG	TD	PD	FF	FR	Yds
2018	Carolina	4/0	1	1	0	0.0	0.0	0	0	0	0	0	0	0
Total		4/0	1	1	0	0.0	0.0	0	0	0	0	0	0	0

SINGLE-GAME CAREER HIGHS

- TACKLES** 1 at Detroit (11/18/18)



8TH NFL SEASON
1ST PANTHERS SEASON

TRANSACTIONS: Selected in the first round (15th overall) of the NFL Draft by Seattle (4/26/12)...Signed as an unrestricted free agent by Oakland (3.10/16)...Released by Oakland (11/3/18)...Signed as a free agent by Atlanta (11/8/18)...Signed as an unrestricted free agent by Carolina (3/19/19).

IRVIN CAREER STATISTICS

YR	Team	G/GS	Tot	T	A	Sack	Yds	INT	Yds	Lg	TD	PD	FF	FR	Yds
2012	Seattle	16/0	16	10	6	8	60	0	0	0	0	0	1	1	35
2013	Seattle	12/12	40	31	9	2	16	1	8	8	0	2	1	0	0
2014	Seattle	15/13	38	24	14	6.5	45.5	2	84	49	2	3	1	0	0
2015	Seattle	15/12	38	22	16	5.5	42.5	0	0	0	0	2	1	1	1
2016	Oakland	16/16	57	47	10	7	37	0	0	0	0	1	6	0	0
2017	Oakland	16/16	58	38	20	8	30.5	0	0	0	0	3	4	0	0
2018	Oak/Atl	16/9	19	16	3	6.5	56.5	0	0	0	0	0	1	0	0
Total		106/78	266	188	78	43.5	288	3	92	49	2	11	15	2	36

SINGLE-GAME CAREER HIGHS

- TACKLES** 10 vs. Houston (11/21/16)
- SACKS** 2.0 8x, last at Kansas City (12/10/17)
- INTERCEPTIONS** 1 3x, last vs. St. Louis (12/28/14)
- FORCED FUMBLES** 1 15x, last vs. LA Rams (9/10/18)
- PASSES DEFENSED** 1 11x, last at Philadelphia (12/25/17)



8TH NFL SEASON
6TH PANTHERS SEASON

TRANSACTIONS: Signed as an undrafted rookie free agent by New England (4/29/10)...Signed to contract extension by New England (8/22/12)...Waived/non-football illness by New England (5/15/13)...Claimed off waivers by Jacksonville (5/16/13)...Waived by Jacksonville (9/1/13)...Signed as a free agent by Kansas City (11/20/13)...Waived by Kansas City (12/3/13)...Signed as a free agent by Jacksonville (12/23/13)...Signed as a free agent by Kansas City (5/20/14)...Released by Kansas City (8/30/14)...Signed as a free agent by Carolina (12/15/14)...Re-signed as an unrestricted free agent by Carolina (4/4/16)...Released by Carolina (9/3/16)...Signed as a free agent by Carolina (9/27/16)...Re-signed as an unrestricted free agent by Carolina (3/15/17)...Re-signed as an unrestricted free agent with Carolina (4/15/19).

LOVE CAREER STATISTICS

YR	Team	G/GS	TOT	T	A	SACK	YDS	INT	LG	TD	PD	FF	FR	Yds
2010	N.E.	9/1	7	5	2	1.0	4.0	0	0	0	1	0	0	0
2011	N.E.	16/13	33	20	13	3.0	14.0	0	0	0	0	0	0	1
2012	N.E.	16/11	25	11	14	1.5	4.0	0	0	0	0	0	0	0
2013	K.C./Jac.	2/0	4	1	3	0.0	0.0	0	0	0	0	0	0	0
2014	Carolina	0/0	0	0	0	0.0	0.0	0	0	0	0	0	0	0
2015	Carolina	15/2	19	13	6	3.0	23.0	0	0	0	0	0	1	0
2016	Carolina	10/1	19	11	8	1.5	11.0	0	0	0	0	1	1	0
2017	Carolina	16/0	16	10	6	3.5	26.5	0	0	0	0	0	0	0
2018	Carolina	16/2	23	16	7	1.5	8.5	0	0	0	1	3	2	0
Total		100/30	146	87	59	15.0	91.0	0	0	0	2	4	5	0

SINGLE-GAME CAREER HIGHS

- TACKLES** 4 8x, last at Tampa Bay (1/1/17)
- SACKS** 1.0 11x, last vs. Minnesota (12/10/17)
- FUMBLE RECOVERIES** 1 4x, last vs. Atlanta (12/23/18)
- FORCED FUMBLES** 1 3x, last vs. Atlanta (12/23/18)



10TH NFL SEASON
1ST PANTHERS SEASON

TRANSACTIONS: Selected in the first round (third overall) of the 2010 NFL Draft by Tampa Bay (4/22/10)...Placed on injured reserve with Tampa Bay (12/13/10)...Placed on injured reserve with Tampa Bay (11/7/11)...Placed on injured reserve with Tampa Bay (12/16/14)...Terminated as a vested veteran by Tampa Bay (5/21/19)...Signed as a free agent with Carolina (5/31/19).

NFL RANKINGS

- Since entering the league in 2010, McCoy ranks fourth in sacks (54.5), fourth in tackles for loss (79), fourth in QB hurries (140), fourth in pass deflections (22) and seventh in forced fumbles (6) among defensive tackles.
- Over the last six seasons, McCoy is the only defensive tackle in the NFL to tally at least six sacks every year.
- McCoy has 123 starts since 2010, ranking second among all defensive tackles in starts.

HONORS

- Pro Bowl (2017, 2016, 2015, 2014, 2013, 2012)
- AP All-Pro First Team (2013)
- AP All-Pro Second Team (2016, 2014)
- Sporting News All-Pro First Team (2014, 2013)
- PFWA All-NFL (2013, 2012)
- PFWA All-NFC (2014)
- AP All-Pro First Team (2013)

PRO CAREER

- Earned six consecutive Pro Bowl appearances between 2012-17, tied for the fourth-most Pro Bowl appearances by any defensive player since 2010.
- Named AP All-Pro First Team in 2013 and AP All-Pro Second Team in 2014 and 2016.
- Started all 123 games he's played in nine seasons with Tampa Bay.

McCOY CAREER STATISTICS

Year	Team	GP/GS	Tot	T	A	Sack	Yds	INT	Yds	Lg	TD	PD	FF	FR	Yds
2010	Tampa Bay	13/13	43	27	16	3	22	0	0	0	0	5	1	0	0
2011	Tampa Bay	6/6	13	12	1	1	6	0	0	0	0	0	1	0	0
2012	Tampa Bay	16/16	30	24	6	5	35	0	0	0	0	2	1	1	0
2013	Tampa Bay	16/16	50	35	15	9.5	71.5	0	0	0	0	4	0	1	0
2014	Tampa Bay	13/13	35	28	7	8.5	60.5	1	0	0	0	3	1	0	0
2015	Tampa Bay	15/15	34	26	8	8.5	59.5	0	0	0	0	1	0	0	0
2016	Tampa Bay	15/15	34	26	8	7	51	0	0	0	0	5	2	2	0
2017	Tampa Bay	15/15	47	33	14	6	34	0	0	0	0	1	0	0	0
2018	Tampa Bay	14/14	28	17	11	6	40.5	0	0	0	0	1	0	0	0
Totals		123/123	297	220	77	54.5	380	0	0	0	0	22	6	4	0

SINGLE-GAME CAREER HIGHS

- TACKLES** 8 vs. Carolina (9/7/14)
- SACKS** 3.0 vs. Atlanta (11/17/13)
- PASSES DEFENSED** 2 2x, last at Atlanta (9/11/15)
- FORCED FUMBLES** 1 6x, last vs. Atlanta (11/3/16)
- FUMBLE RECOVERIES** 1 4x, last at Kansas City (11/20/16)



ROOKIE NFL SEASON
ROOKIE PANTHERS SEASON

TRANSACTIONS: Drafted by Carolina in the fourth round (115th overall) of the 2019 NFL Draft.

MILLER COLLEGE STATISTICS

Year	Team	GP/GS	Tot	T	A	Sack	INT	Yds	Lg	TD	PD	FF	FR
2015	Alabama	12/0	0	0	0	0.0	0	-	-	0	1	0	0
2016	Alabama	15/0	16	5	11	2.0	0	-	-	0	0	0	0
2017	Alabama	4/0	6	4	2	1.0	0	-	-	0	0	0	0
2018	Alabama	14/4	36	16	20	8.5	0	-	-	0	1	0	1
Totals		45/4	58	25	33	11.5	0	-	-	0	2	0	1



2ND NFL SEASON
2ND PANTHERS SEASON

TRANSACTIONS: Signed as a free agent by Dallas (4/1/15)...Waived by Dallas (9/5/15)...Signed to practice squad by Dallas (9/23/15)...Terminated from practice squad by Dallas (10/7/15)...Signed to practice squad by Dallas (12/2/15)...Signed as a free agent by Dallas (1/4/16)...Waived by Dallas (3/2/16)...Signed as a free agent by Kansas City (3/9/16)...Waived by Kansas City (6/7/16)...Signed as a free agent by Atlanta (7/28/16)...Waived by Atlanta (8/27/16)...Assigned to Carolina practice squad as part of International Player Pathway Program by NFL (5/30/17)...Waived by Carolina (9/1/17)...Signed to Carolina practice squad (9/3/17)...Signed reserve future contract with Carolina (1/8/18)...Signed one-year contract with Carolina (1/23/19).

HONORS

- NFC Defensive Player of the Week (2018, Week 3)

OBADA CAREER STATISTICS

YR	Team	G/GS	TOT	T	A	SACK	YDS	INT	LG	TD	PD	FF	FR	Yds	TD
2018	Carolina	10/0	8	6	2	2.0	18.0	1	0	0	3	0	0	0	0
Total		10/0	8	6	2	2.0	18.0	1	0	0	3	0	0	0	0

SINGLE-GAME CAREER HIGHS

- TACKLES** 2 vs. Cincinnati (9/23/18)
- SACKS** 1.0 2x, last at Tampa Bay (12/2/18)
- INTERCEPTIONS** 1 vs. Cincinnati (9/23/18)



8TH NFL SEASON
2ND PANTHERS SEASON

TRANSACTIONS: Selected by the Kansas City Chiefs in the first round (11th overall) of the 2012 NFL Draft...Signed by the Atlanta Falcons as an unrestricted free agent (3/16/17)...Signed by the Panthers as an unrestricted free agent (3/16/18).

HONORS

- 2x Pro Bowl (2014, 2013)
- AP Second Team All-Pro (2013)

POE CAREER STATISTICS

Year	Team	GP/GS	Tot	T	A	Sack	Yds	INT	Lg	TD	PD	FF	FR	Yds	TD
2012	Kansas City	16/16	38	28	10	0.0	0.0	0	0	0	4	0	0	0	0
2013	Kansas City	15/15	51	43	8	4.5	30.5	0	0	0	4	0	0	0	0
2014	Kansas City	16/16	45	37	8	6.0	30.5	0	0	0	1	0	0	0	0
2015	Kansas City	15/13	39	29	10	1.0	2.0	0	0	0	0	1	1	0	0
2016	Kansas City	16/16	27	18	9	1.5	2.5	0	0	0	3	1	0	0	0
2017	Atlanta	16/16	39	23	16	2.5	17.5	0	0	0	2	0	0	0	0
2018	Carolina	16/16	32	14	18	1.0	6.0	0	0	0	0	0	0	0	0
Totals		110/108	271	192	79	16.5	89.0	0	0	0	14	2	1	0	0

SINGLE-GAME CAREER HIGHS

- TACKLES** 9 at Buffalo (11/3/13)
- SACKS** 2.0 vs. Dallas (9/15/13)
- PASSES DEFENSED** 2 vs. Miami (12/15/17)
- FORCED FUMBLES** 1 2x, last vs. Tennessee (12/18/16)
- FUMBLE RECOVERIES** 1 2x, last vs. Houston (1/9/15)



7TH NFL SEASON
7TH PANTHERS SEASON

TRANSACTIONS: Selected in the second round (44th overall) of the NFL Draft by Carolina (4/26/13)...Designated as franchise player by Carolina (2/27/17)...Signed to contract extension by Carolina (4/17/17).

HONORS

- 2x Pro Bowl (2018, 2015)
- AP All-Pro Second Team (2015)
- PFWA All-NFC (2015)
- NFC Defensive Player of the Month (2015 - October, December)
- NFC Defensive Player of the Week (2015 - Week 6)
- PFWA All-Rookie (2013)

NFL RANKINGS

- Recorded 11.0 sacks in 2015, tied for the NFL lead among defensive tackles...Had four games with two or more sacks in 2015, second-most in the NFL.
- Since the start of 2015, has 27.5 sacks, tied for the third-most in the NFL by a defensive tackle in that span.

FRANCHISE RANKINGS

- Led the Panthers with a career-high 11.0 sacks in 2015, most by a defensive tackle in team history.
- Named NFC Defensive Player of the Month for October and December to become the first player in franchise history to win multiple Player of the Month Awards in a single season.
- Became first defensive tackle in team history to be named Defensive Player of the Month (October, December)...Became first defensive tackle in team history to be named Player of the Week (Week 6).

SHORT CAREER STATISTICS

YR	Team	G/GS	TOT	T	A	SACK	YDS	INT	LG	TD	PD	FF	FR	YDS
2013	Carolina	16/0	33	21	12	1.5	9.0	0	0	0	0	1	1	0
2014	Carolina	16/9	38	28	10	3.5	19.5	0	0	0	3	1	2	0
2015	Carolina	16/16	51	40	11	11.0	91.0	0	0	0	6	3	2	0
2016	Carolina	16/16	54	41	13	6.0	31.0	0	0	0	4	1	0	0
2017	Carolina	16/16	53	40	13	7.5	35.5	0	0	0	1	2	1	0
2018	Carolina	14/14	50	38	12	3.0	20.0	0	0	0	0	1	0	0
Totals		94/91	279	208	71	32.5	206.0	0	0	0	14	9	6	0

SINGLE-GAME CAREER HIGHS

- TACKLES** 7 2x, last at Atlanta (12/27/15)
- SACKS** 3.0 vs. Philadelphia (10/25/15)
- FORCED FUMBLES** 2 vs. Atlanta (12/13/15)
- FUMBLE RECOVERIES** 1 6x, last vs. Philadelphia (10/12/17)

LINEBACKERS



**JERMAINE
CARTER JR.**
6'1" // 225
MARYLAND
ROCKVILLE, MD.

56
LB

2ND NFL SEASON
2ND PANTHERS SEASON


TRANSACTIONS: Drafted by the Carolina Panthers in the fifth round of the 2018 Draft (161st overall).

CARTER CAREER STATISTICS

Year	Team	GP/GS	Tot	T	A	Sack	Yds	INT	Yds	Lg	TD	PD	FF	FR	Yds
2018	Carolina	16/1	12	6	6	0.0	0.0	0	0	0	0	0	0	0	0
Totals		16/1	12	6	6	0.0	0.0	0	0	0	0	0	0	0	0

SINGLE-GAME CAREER HIGHS

TACKLES 6 at New Orleans (12/30/18)



**LUKE
KUECHLY**
6'3" // 238
BOSTON COLLEGE
CINCINNATI, OHIO

59
LB

8TH NFL SEASON
8TH PANTHERS SEASON

TRANSACTIONS: Selected in the first round (9th overall) of the NFL Draft by Carolina (4/26/12)...Signed to contract extension by Carolina (9/11/15).

KUECHLY CAREER STATISTICS

Year	Team	GP/GS	Tot	T	A	Sack	Yds	INT	Yds	Lg	TD	PD	FF	FR	Yds
2012	Carolina	16/16	205	135	70	1.0	4.0	2	22	25	0	5	0	3	9
2013	Carolina	16/16	176	115	61	2.0	15.0	4	33	30	0	5	0	0	0
2014	Carolina	16/16	166	124	42	3.0	19.0	1	0	0	0	12	1	1	0
2015	Carolina	13/13	137	110	27	1.0	5.0	4	48	32t	1	5	2	1	0
2016	Carolina	10/10	112	88	24	2.0	16.0	1	1	1	0	6	1	0	0
2017	Carolina	15/15	134	108	26	1.5	6.0	3	23	23	1	4	1	3	34
2018	Carolina	16/16	156	122	34	2.0	8.0	1	0	0	0	6	2	1	0
Totals		102/102	1086	802	284	12.5	73.0	16	127	32t	2	43	7	9	43

SINGLE-GAME CAREER HIGHS

TACKLES 26 vs. New Orleans (12/22/13)
SACKS 2.0 at Minnesota (11/30/14)
INTERCEPTIONS 2 vs Dallas (11/26/15)
PASSES DEFENSED 2 5x, last at Tampa Bay (12/2/18)
FORCED FUMBLES 2 at Cleveland (12/9/18)
FUMBLE RECOVERIES 1 9x, last at Tampa Bay (12/2/18)

HONORS

- 5x AP All-Pro First-Team (2018, 2017, 2015, 2014, 2013)
- 6x Pro Bowl (2018, 2017, 2016, 2015, 2014, 2013)
- 6x Sporting News All-Pro (2018, 2017, 2016, 2015, 2014, 2013)
- NFL Art Rooney Sportsmanship Award Winner (2017)
- AP All-Pro Second-Team (2016)
- 4x PFWA All-NFC (2017, 2015, 2014, 2013)
- 3x Sports Illustrated All-Pro (2018, 2014, 2013)
- AP Defensive Player of the Year (2013)
- NFL 101 NFC Defensive Player of the Year (2013)
- Sporting News Defensive Player of the Year (2013)
- AP Defensive Rookie of the Year (2012)
- PFWA Defensive Rookie of the Year (2012)
- 5x NFC Defensive Player of the Week (2017, Week 12; 2015, Week 12; 2013, Weeks 10 and 16; 2012, Week 14)
- NFL Defensive Rookie of the Month (2012, December)

NFL RANKINGS

- Leads the NFL with 948 tackles (based on press box statistics) since entering the league in 2012.
- Led the NFL in tackles in 2012 and 2014...In 2012, he became the first rookie since San Francisco's Patrick Willis (2007) to lead the NFL in tackles.
- Tied NFL single-game record with 24 tackles (based on press box statistics) vs. New Orleans (12/22/13), previously accomplished by David Harris for the New York Jets (11/4/07).
- Recorded 16 interceptions since entering the league in 2012, the most among NFL linebackers.
- Leads all NFL linebackers with 24 total takeaways (16 interceptions, eight opponent fumble recoveries) since 2012.

FRANCHISE RANKINGS

- Set Panthers single-season record with 205 tackles (coaches film) in 2012.
- Second in franchise history with 1,086 career tackles (coaches film).
- Owns three of the top five single-season tackle totals in team history.
- Only player in franchise history with more than 100 tackles in each of his first seven seasons as a Panther.
- Amassed a team-record 26 tackles in Panthers' 17-13 playoff-clinching win vs. New Orleans (12/22/13).
- Ranks fourth all-time with 16 interceptions and tied for fourth with 24 takeaways.



5TH NFL SEASON
5TH PANTHERS SEASON

TRANSACTIONS: Selected in the first round (25th overall) of the NFL Draft by Carolina (4/30/15)...Placed on injured reserve (shoulder) (12/20/18).

THOMPSON CAREER STATISTICS

Year	Team	GP/GS	Tot	T	A	Sack	Yds	INT	Yds	Lg	TD	PD	FF	FR	Yds
2015	Carolina	14/10	61	42	19	1.0	0.0	0	0	0	0	4	0	0	0
2016	Carolina	14/12	70	56	14	0.0	0.0	1	12	12	0	3	0	2	9
2017	Carolina	14/14	75	56	19	2.0	15.0	0	0	0	0	1	0	0	0
2018	Carolina	13/10	79	51	28	3.0	19.0	0	0	0	0	1	1	0	0
Totals		55/46	285	205	80	6.0	34.0	1	12	12	0	9	1	2	9

SINGLE-GAME CAREER HIGHS

TACKLES 13 vs. Baltimore (10/28/18)
SACKS 1.0 6x, last vs Seattle (11/25/18)
INTERCEPTIONS 1 vs. San Diego (12/11/16)
FUMBLE RECOVERIES 1 2x, last vs. San Francisco (9/18/16)

DEFENSIVE BACKS



TRE
BOSTON
6'1" // 205
NORTH CAROLINA
NORTH FORT MYERS, FLA.

33

S

6TH NFL SEASON
4TH PANTHERS SEASON

TRANSACTIONS: Drafted by Carolina in the fourth round (128th overall) of the 2014 NFL Draft...Waived by Carolina (5/2/17)...Signed with Los Angeles Chargers (5/15/17)...Signed with Arizona (7/25/18)...Signed with Carolina (7/31/19).

NFL RANKINGS

- Tied for second among NFL safeties with eight interceptions over the last two seasons.

BOSTON CAREER STATISTICS

Year	Team	GP/GS	Tot	T	A	Sack	Yds	INT	Yds	Lg	TD	PD	FF	FR	Yds
2014	Carolina	11/5	23	15	8	0	0	1	84	84	1	3	0	0	0
2015	Carolina	16/1	21	15	6	0	0	0	0	0	0	0	0	0	0
2016	Carolina	15/10	52	38	14	2	19	2	29	22	0	7	0	0	0
2017	LA Chargers	16/15	79	56	23	0	0	5	49	25	0	8	0	0	0
2018	Arizona	14/13	78	65	13	0	0	3	9	9	0	9	1	1	0
		72/44	253	189	64	2	19	11	171	84	1	27	1	1	0

SINGLE-GAME CAREER HIGHS

TACKLES	8	3x, last vs. Atlanta (11/5/17)
INTERCEPTIONS	5	4x, last vs. New Orleans (12/23/18)
PASSES DEFENSED	4	3x, last vs. Atlanta (12/23/18)
FORCED FUMBLES	1	3x, last vs. New Orleans (12/23/18)
SACKS	1	vs. Seattle (11/25/18)



JAMES
BRADBERRY
6'1" // 212
SAMFORD
PLEASANT GROVE, ALA.

24

CB

4TH NFL SEASON
4TH PANTHERS SEASON

TRANSACTIONS: Selected in the second round (62nd overall) of the NFL Draft by Carolina (4/29/16).

NFL RANKINGS

- According to press box statistics, Bradberry has tallied 215 tackles since entering the league in 2016, third-most among all cornerbacks.

BRADBERRY CAREER STATISTICS

Year	Team	GP/GS	Tot	T	A	Sack	Yds	INT	Yds	Lg	TD	PD	FF	FR	Yds
2016	Carolina	13/13	60	55	5	0.0	0.0	2	21	16	0	11	0	0	0
2017	Carolina	16/16	74	66	8	1.0	7.0	2	3	0	0	12	2	0	0
2018	Carolina	16/16	69	57	12	1.0	9.0	1	29	29	0	20	1	0	0
Totals		45/45	203	178	25	2.0	16.0	5	53	29	0	43	3	0	0

SINGLE-GAME CAREER HIGHS

TACKLES	8	3x, last vs. Atlanta (11/5/17)
INTERCEPTIONS	5	4x, last vs. New Orleans (12/23/18)
PASSES DEFENSED	4	3x, last vs. Atlanta (12/23/18)
FORCED FUMBLES	1	3x, last vs. New Orleans (12/23/18)
SACKS	1	vs. Seattle (11/25/18)



2ND NFL SEASON
2ND PANTHERS SEASON

TRANSACTIONS: Drafted by the Carolina Panthers in the third round of the 2018 Draft (85th overall).

GAULDEN CAREER STATISTICS

Year	Team	GP/GS	Tot	T	A	Sack	Yds	INT	Yds	Lg	TD	PD	FF	FR	Yds
2018	Carolina	14/0	12	10	2	0.0	0	0	0	0	0	1	0	0	0
Totals		14/0	12	10	2	0.0	0	0	0	0	0	1	0	0	0

SINGLE-GAME CAREER HIGHS

TACKLES 3 vs. New York Giants (10/7/18)

2ND NFL SEASON
2ND PANTHERS SEASON

TRANSACTIONS: Drafted by the Carolina Panthers in the second round of the 2018 Draft (55th overall).

FRANCHISE RANKINGS

- Became first player in franchise history to return a two-point conversion attempt for a defensive score, intercepting New Orleans' Drew Brees in Week 15 (12/17/18) and returning it 98 yards.
- His four interceptions as a rookie were second-most in franchise history behind Chris Gamble's six picks in 2004.

JACKSON CAREER STATISTICS

Year	Team	GP/GS	Tot	T	A	Sack	Yds	INT	Yds	Lg	TD	PD	FF	FR	Yds
2018	Carolina	16/16	83	75	8	1.0	8.0	4	0	0	0	7	1	0	0
Totals		16/16	83	75	8	1.0	8.0	4	0	0	0	7	1	0	0

SINGLE-GAME CAREER HIGHS

TACKLES 9 at New Orleans (12/30/18)
FORCED FUMBLES 1 at Atlanta (9/16/18)
INTERCEPTIONS 2 vs. Cincinnati (9/23/18)
PASSES DEFENSED 2 2x, last vs. New Orleans (12/17/18)



2ND NFL SEASON
1ST PANTHERS SEASON

9TH NFL SEASON
8TH PANTHERS SEASON

TRANSACTIONS: Selected by New Orleans in the fifth round (164th overall) of the 2018 NFL Draft...Waived by New Orleans (9/1/18)...Claimed off waivers by Houston (9/2/18)...Waived by Houston (12/4/18)...Claimed off waivers by Green Bay (12/5/18)...Waived by Green Bay (8/31/19)...Claimed off waivers by Carolina (9/1/19).

TRANSACTIONS: Selected in the sixth round (190th overall) of the NFL Draft by San Francisco (4/30/11)...Waived by San Francisco (9/13/11)...Signed to practice squad by San Francisco (9/15/11)...Signed as a free agent from practice squad by San Francisco (10/4/11)...Traded by San Francisco to Carolina in exchange for a 2014 seventh-round draft choice (8/31/12)...Signed to contract extension by Carolina (6/18/14)...Signed to contract extension by Carolina (3/7/17)...Signed two-year contract with Carolina (3/11/19).

JAMERSON CAREER STATISTICS

Year	Team	GP/GS	Tot	T	A	Sack	Yds	INT	Yds	Lg	TD	PD	FF	FR	Yds
2018	Houston	10/0	5	5	0	0	0	0	0	0	0	1	0	0	0
Totals		10/0	5	5	0	0	0	0	0	0	0	1	0	0	0

JONES CAREER STATISTICS

Year	Team	GP/GS	Tot	T	A	Sack	Yds	INT	Yds	Lg	TD	PD	FF	FR	Yds
2011	San Francisco	13/0	0	0	0	0.0	0.0	0	0	0	0	0	0	0	0
2012	Carolina	15/0	3	2	1	0.0	0.0	0	0	0	0	0	0	0	0
2013	Carolina	16/0	1	1	0	0.0	0.0	0	0	0	0	0	0	0	0
2014	Carolina	16/2	20	19	1	1.0	6.0	0	0	0	4	1	0	0	0
2015	Carolina	15/3	17	14	3	0.0	0.0	1	0	0	0	0	0	0	0
2016	Carolina	14/1	2	1	1	0.0	0.0	0	0	0	0	0	0	0	0
2017	Carolina	16/7	21	14	7	0.0	0.0	1	10	0	0	2	0	0	0
2018	Carolina	16/1	14	12	2	0.0	0.0	1	5	0	1	1	0	1	0
Totals		121/14	78	63	9	1.0	6.0	3	15	0	1	7	1	1	0

SINGLE-GAME CAREER HIGHS

- TACKLES** 8 vs. Cincinnati (9/23/18)
- INTERCEPTIONS** 1 3x, last at New Orleans (12/30/18)
- FORCED FUMBLES** 1 at Tampa Bay (12/14/14)
- PASSES DEFENSED** 2 at Tampa Bay (12/14/14)



7TH NFL SEASON
2ND PANTHERS SEASON

TRANSACTIONS: Drafted by San Francisco in the first round (18th overall) of the 2013 NFL Draft (4/25/13)...Placed on injured reserve with San Francisco (11/23/16)...Signed as a free agent with Carolina (9/27/18).

HONORS

- Pro Bowl (2013)
- PFWA All-Rookie Team (2013)

NFL RANKINGS

- Tied for ninth among NFL safeties with 37 pass deflections (press box stats) since 2013 season.

REID CAREER STATISTICS

Year	Team	GP/GS	Tot	T	A	Sack	Yds	INT	Yds	Lg	TD	PD	FF	FR	Yds
2013	San Francisco	16/16	92	69	23	0.0	0.0	4	54	53	0	11	0	1	0
2014	San Francisco	15/15	55	39	16	0.0	0.0	3	138	73	0	7	0	0	0
2015	San Francisco	16/16	81	59	22	1.0	3.0	0	0	0	0	7	1	0	0
2016	San Francisco	10/10	81	55	26	0.0	0.0	1	13	13	0	5	1	0	0
2017	San Francisco	13/12	66	52	14	0.0	0.0	2	0	0	0	4	0	1	0
2018	Carolina	13/13	73	68	5	1.0	6.0	1	39	39	0	5	0	0	0
Totals		83/81	375	313	62	2.0	9.0	11	244	73	0	39	2	2	0

SINGLE-GAME CAREER HIGHS

- TACKLES** 13 2x, last at Seattle (9/25/16)
- SACKS** 1.0 2x, last vs. Baltimore (10/28/18)
- INTERCEPTIONS** 1 11x, last vs. Tampa Bay (11/4/18)
- LONG INT RETURN** 73 at Seattle (12/14/14)
- FORCED FUMBLES** 1 2x, last vs Arizona (10/6/16)
- FUMBLE RECOVERIES** 1 vs. Arizona (10/13/13)
- PASSES DEFENSED** 2 4x, last at Tampa Bay (12/2/18)

**CAROLINA
PANTHERS**