



# TENNESSEE TITANS

## PRESS RELEASE

ASCENSION SAINT THOMAS SPORTS PARK | 460 Great Circle Road | Nashville, TN 37228 | 615-565-4100 | TennesseeTitans.com | @Titans

**ROBBIE BOHREN** Vice President of Football Communications | **DWIGHT SPRADLIN** Director of Football Communications  
**JARED PUFFER** Associate Director of Football Communications | **KAYLEE CONNORS** Coordinator of Football Communications

FOR IMMEDIATE RELEASE

NOVEMBER 13, 2023



## TITANS VISIT JACKSONVILLE TO PLAY FIRST-PLACE JAGUARS



Tennessee Titans (3-6) at Jacksonville Jaguars (6-3)

Sunday, Nov. 19, 2023 • Noon CST/1 p.m. EST • TIAA Bank Field • Jacksonville, Fla. • TV: CBS

NASHVILLE — The Tennessee Titans play their third consecutive road game this week, traveling to Jacksonville to face the AFC South rival Jaguars. Kickoff at TIAA Bank Field (capacity 67,858) is scheduled for noon CST/1 p.m. EST on Sunday, Nov. 19.

With a 6-3 record entering Week 11, the Jaguars hold a one-game lead over the 5-4 Houston Texans in the division standings. The Colts are in third place at 5-5, followed by the Titans at 3-6. With eight games remaining for the Titans, they still have five divisional contests on the schedule.

The last time the Titans and Jaguars met was at Jacksonville on Jan. 7. In a game that decided the 2022 division title, the Jaguars returned a fumble for a touchdown with less than three minutes remaining in the fourth quarter to win by a final score of 20-16.

### THE BROADCAST

This week's contest will be regionally televised on CBS, including Nashville affiliate WTVF NewsChannel 5, as well as on Paramount+ in the Nashville market. The broadcast team includes play-by-play announcer **Spero Dedes**, analyst **Adam Archuleta** and reporter **Amanda Renner**.

Fans in Nashville can stream live Titans games on mobile devices with NFL+, which offers [access to local games and all primetime games on phones and tablets](#). Out of market, fans can watch every Sunday afternoon game with [Sunday Ticket](#). More information on ways to watch NFL games [can be found here](#).

The Titans Radio Network and Nashville flagship 104.5 The Zone carry all Titans games across the Mid-South with the "Voice of the Titans" **Mike Keith**, analyst **Dave McGinnis**, sideline reporter **Ramon Foster** and gameday host **Rhett Bryan**. Streaming is available at the [Titans Mobile App](#) for listeners in the Nashville market and available everywhere [for desktop users](#).

### TITANS LOOK FOR ROAD WIN

The Titans played their second straight road contest last week, traveling to Tampa Bay. In rookie quarterback **Will Levis'** third career start, the Titans stayed within one score of the Buccaneers until less than three minutes remaining in the third quarter. However, the Buccaneers never allowed the Titans into the end zone and pulled away for a 20-6 victory.

In the week leading into the Tampa Bay trip, Levis was named the starter moving forward by head coach **Mike Vrabel** after the second-round pick started the previous two weeks against the Atlanta Falcons and at the Pittsburgh Steelers. At Tampa Bay, he completed 19 of 39 passes for 199 yards with one interception. His 699 total passing yards rank third in franchise history for a rookie quarterback's first three starts, behind only **Marcus Mariota's** 833 yards (2015) and **Zach Mettenberger's** 741 yards (2014).

Defensively, the Titans created one turnover at Tampa Bay on an interception by second-year cornerback **Roger McCreary**. They also collected three sacks—one each from outside linebacker **Harold Landry III**, defensive lineman **Denico Autry** and nose tackle **Teair Tart**. Landry has four sacks in a four-game span.

The Titans are seeking their first win of the season away from home. This week marks the final game of a seven-week stretch with a total of one game at Nissan Stadium. Other than the single home appearance—a win against Atlanta on Oct. 29—the span includes four road contests, one game in London and a bye. After this week, five of their final seven games will be at home, starting with a post-Thanksgiving clash with the Carolina Panthers on Nov. 26.

### THE JAGUARS

Following a Week 9 bye, the Jaguars hosted the San Francisco 49ers last week. The 49ers totaled 437 yards and allowed only 221 yards by the Jaguars, winning by a final score of 34-3. The result ended Jacksonville's five-game winning streak.

Head coach **Doug Pederson** is in his second campaign with the Jaguars. The team's division title in 2022 gave him four playoff appearances in six seasons as a head coach. He helped the Eagles to three playoff berths and a Super Bowl LII title during his five seasons in Philadelphia (2016-20).

Jaguars quarterback **Trevor Lawrence**, the first-overall draft pick in 2021, passed for 4,113 yards and 25 touchdowns in 2022. This season, his passing statistics include 2,120 yards with nine touchdowns and six interceptions.

## 2023 TITANS SCHEDULE

### REGULAR SEASON

Day	Date	Opponent	Result/ Kickoff	Score/TV
Sun	9/10	at New Orleans	L	15-16
Sun	9/17	L.A. CHARGERS	W (OT)	27-24
Sun	9/24	at Cleveland	L	3-27
Sun	10/1	CINCINNATI	W	27-3
Sun	10/8	at Indianapolis	L	16-23
Sun	10/15	BALTIMORE (London)	L	16-24
Sun	10/22	BYE		
Sun	10/29	ATLANTA	W	28-23
Thu	11/2	at Pittsburgh	L	16-20
Sun	11/12	at Tampa Bay	L	6-20
Sun	11/19	at Jacksonville	Noon	CBS
Sun	11/26	CAROLINA	Noon*	FOX
Sun	12/3	INDIANAPOLIS	Noon*	CBS
Mon	12/11	at Miami	7:15 p.m.*	ESPN
Sun	12/17	HOUSTON	Noon*	CBS
Sun	12/24	SEATTLE	Noon*	CBS
Sun	12/31	at Houston	Noon*	FOX
Sat/Sun	1/6-7	JACKSONVILLE	TBD	TBD

All kickoff times Central \* Time, TV subject to change

## AFC SOUTH STANDINGS

TEAM	W	L	T	PCT	CONF	DIV
Jacksonville Jaguars	6	3	0	.667	4-2-0	2-1-0
Houston Texans	5	4	0	.556	3-2-0	1-1-0
Indianapolis Colts	5	5	0	.500	4-3-0	2-2-0
Tennessee Titans	3	6	0	.333	2-4-0	0-1-0

LAST WEEK: IND 10 vs. NE 6, HOU 30 at CIN 27, SF 34 at JAX 3, TEN 6 at TB 20

THIS WEEK (CT): ARI at HOU (Sun 12:00), TEN at JAX (Sun 12:00), IND (bye)

NEXT WEEK (CT): JAX at HOU (Sun 12:00), TB at IND (Sun 12:00), CAR at TEN (Sun 12:00)

## GAME INFORMATION

Date of Game	Sunday, Nov. 19, 2023
Kickoff Time	Noon CST/1 p.m. EST
Venue	TIAA Bank Field
Location	Jacksonville, Fla.
Opened in	1995
Surface	Natural Grass
Capacity	67,858

Visiting Team . . . . . Tennessee Titans (3-6)

Website . . . . . [www.TennesseeTitans.com](http://www.TennesseeTitans.com)

Media Guide . . . . . [www.TennesseeTitans.com/Media](http://www.TennesseeTitans.com/Media)

Franchise since . . . . . 1960 (1960-96 Houston Oilers; 1997-98 Tennessee Oilers)

Ownership . . . . . Amy Adams Strunk (Controlling Owner/ Co-Chairman, Board of Directors); Kenneth S. Adams, IV (Board of Directors Co-Chair); Barclay Adams; Susan Lewis

President/CEO . . . . . Burke Nihill

Head Coach . . . . . Mike Vrabel (since 2018)

General Manager . . . . . Ran Carthon (since 2023)

Asst. HC/Special Teams Coord... . . . . Craig Aukerman

Defensive Coordinator . . . . . Shane Bowen

Offensive Coordinator . . . . . Tim Kelly

2023 NFL Offensive Rank . . . . . 27 (Total), 16 (Rush), 27t (Pass)

2023 NFL Defensive Rank . . . . . 19 (Total), 16 (Rush), 17 (Pass)

Home Team . . . . . Jacksonville Jaguars (6-3)

Website . . . . . [www.jaguars.com](http://www.jaguars.com)

Franchise since . . . . . 1995

Owner . . . . . Shad Khan

President . . . . . Mark Lamping

General Manager . . . . . Trent Baalke (since 2021)

Head Coach . . . . . Doug Pederson (since 2022)

Defensive Coordinator . . . . . Mike Caldwell

Special Teams Coordinator . . . . . Heath Farwell

Offensive Coordinator . . . . . Press Taylor

2023 NFL Offensive Rank . . . . . 19 (Total), 15 (Rush), 17 (Pass)

2023 NFL Defensive Rank . . . . . 23 (Total), 5 (Rush), 30 (Pass)

Referee . . . . . Brad Rogers

Television . . . . . CBS

In Nashville . . . . . WTVF NewsChannel 5, Paramount+

Mobile\* . . . . . NFL+

\* Live local and primetime games only. Subscription required.

Play-by-Play . . . . . Spero Dedes

Analyst . . . . . Adam Archuleta

Reporter . . . . . Amanda Renner

Radio . . . . . Titans Radio Network

Flagship . . . . . WGFX 104.5 FM-The Zone

Streaming . . . . . [Titans Mobile App](#) (Nashville market only), [TennesseeTitans.com](http://TennesseeTitans.com) (desktop)

Satellite Radio . . . . . Sirius 103, XM 385, SXM 385, [siriusxm.us/TitansSXM](http://siriusxm.us/TitansSXM), Internet 830

Play-by-Play . . . . . Mike Keith

Analyst . . . . . Dave McGinnis

Gameday Host . . . . . Rhett Bryan

Reporter . . . . . Ramon Foster



## SERIES AT A GLANCE

- Overall series (regular & postseason): **Titans lead 34-23**
- Regular season series: **Titans lead 33-23**
- Postseason series: **Titans lead 1-0**
- Total points: **Titans 1,236, Jaguars 1,072**
- Current streak: **Two wins by Jaguars**
- Titans at home vs. Jaguars: **18-10**
- Titans on the road vs. Jaguars: **16-13 (including 1-0 in playoffs)**
- Longest winning streak by Titans: **5 (twice, last 2019–2021)**
- Longest losing streak by Titans: **4 (1996-98)**
- Titans vs. Jaguars at Nissan Stadium: **18-6**
- Last time at Nissan Stadium: **JAGUARS 36 at Titans 22 (12-11-22)**
- Titans vs. Jaguars at TIAA Bank Field: **16-13**
- Last Time at TIAA Bank Field: **Titans 16 at JAGUARS 20 (1-7-23)**
- First time: **OILERS 10 at Jaguars 3 (9-3-95)**
- Mike Vrabel's record vs. Jaguars: **7-3**
- Doug Pederson's record vs. Titans: **2-1 (2-0 with Jaguars; 0-1 with Eagles)**
- Mike Vrabel's record vs. Doug Pederson: **1-2**

## A TITANS VICTORY WOULD ...

- Improve the Titans' all-time record against the Jaguars to 35-23.
- Give the Titans a 1-1 record in the AFC South in 2023.
- Improve Mike Vrabel's career record to 54-43 as a head coach, including regular season and playoffs.
- Improve rookie QB Will Levis' starting record to 2-2.

## QUICK CLICKS

From Last Week's Game

[Game Center](#)

[Gamebook \(PDF\)](#)

[Watch Highlights](#)

[Postgame Press Conference Video: Mike Vrabel](#)

[Jim Wyatt: Six Things That Stood Out](#)

[Game Photos](#)

Titans Information

[New Stadium Information](#)

[Titans 2023 Media Guide](#)

[Titans Tickets](#)

[Titans in the Community](#)

[Nissan Stadium Information](#)

[Titans Podcasts](#)

GAME PREVIEW

TEAM NOTES

PLAYER NOTES

MEDIA

STATISTICS

ROSTERS

## SERIES HISTORY

The Jaguars are the Titans' longest-standing division rival. The clubs have met at least twice each year since Jacksonville began play as an expansion franchise in 1995. For the first seven seasons of the rivalry they played in the AFC Central, and since 2002 they have been members of the AFC South.

The teams have met a total of 57 times, with the Titans holding a 34-23 advantage. For eight consecutive seasons (2009–2016), the Titans and Jaguars split the annual series before Tennessee took both matchups in 2017 and 2018. In 2019, they exchanged wins once again before the Titans took both games in 2020 and 2021. In 2022, the Jaguars earned their first sweep over the Titans since 2005.

In the first matchup of 2022, the Jaguars visited Nissan Stadium on Dec. 11. Jacksonville's **Trevor Lawrence** passed for 368 yards and three touchdowns, spearheading a 36-22 Jaguars win that broke the Titans' five-game winning streak in the series. The Jaguars forced four turnovers in the victory.

The 2022 rematch was four weeks later at TIAA Bank Field on Jan. 7, 2023. In a game that decided the AFC South title, the Jaguars scored the game-winning touchdown with less than three minutes remaining on the clock on a 37-yard fumble return by linebacker **Josh Allen**.

The Titans and Jaguars have met five times on Thursday Night Football. The last occasion was Sept. 19, 2019. The Jaguars won by a final score of 20-7, taking a 3-2 lead in the Thursday night series. Jaguars then-rookie quarterback **Gardner Minshew** earned his first career victory as a starter in the contest.

On Thursday night, Dec. 6, 2018, Titans running back **Derrick Henry** rushed for a then-franchise-record 238 yards and four touchdowns on 17 carries, lifting the Titans to a 30-9 win over the Jaguars. On one of his scores, Henry matched **Tony Dorsett** to become only the second running back in NFL history to record a 99-yard rushing attempt.

The stakes of the rivalry were never higher than in 1999, when the Titans and Jaguars met three times, including the AFC Championship Game in Jacksonville. **Steve McNair** rushed for two touchdowns and **Derrick Mason** returned a kickoff 80 yards for a touchdown as the Titans earned their first Super Bowl berth with a 33-14 win. Tennessee went on to Super Bowl XXXIV and eventually fell at the hands of the St. Louis Rams, 23-16.

The Jaguars played their first game in franchise history against the then-Houston Oilers on Sept. 3, 1995. In Jacksonville, the Oilers won the game by a 10-3 final score.

## MOST RECENT MATCHUPS

### 2021 Week 5 • Oct. 10, 2021 • TITANS 37 at Jaguars 19

Derrick Henry rushes for 130 yards and three touchdowns, including 99 yards and two touchdowns in the second half ... The Titans score 17 consecutive points in the second and third quarters, and the Jaguars end the game with two turnovers on downs and an interception on their final three drives ... One minute into the game, Kevin Byard returns a fumble (caused by Elijah Molden) 30 yards for a touchdown ... Jaguars rookie Trevor Lawrence passes for a touchdown and rushes for another, while Jaguars running back James Robinson rushes for 149 yards and a score.

### 2021 Week 14 • Dec. 12, 2021 • Jaguars 0 at TITANS 20

The Titans snap a two-game losing streak with their first shutout victory since Dec. 16, 2018 and their first at home since Dec. 25, 2000 ... The defense limits the Jaguars to eight rushing yards, 192 total yards and nine first downs ... Four players record an interception for the Titans in the second half off Jaguars rookie quarterback Trevor Lawrence: cornerbacks Kristian Fulton and Buster Skrine and linebackers Jayon Brown and Rashaan Evans ... Ryan Tannehill and D'Onta Foreman record rushing touchdowns for the Titans, and Randy Bullock adds two field goals.

### 2022 Week 14 • Dec. 11, 2022 • JAGUARS 36 at Titans 22

The Jaguars score 29 consecutive points after the Titans take a 14-7 lead in the first quarter ... Jaguars quarterback Trevor Lawrence passes for 368 yards and three touchdowns and rushes for another score ... Jaguars tight end Evan Engram catches 11 passes for 162 yards and a pair of touchdowns ... The Jaguars force four turnovers, including an interception and fumble by Ryan Tannehill and two fumbles by Derrick Henry ... The Jaguars score 20 points off turnovers ... Henry rushes for 121 yards and a score, including 119 rushing yards in the first half.

### 2022 Week 18 • Jan. 7, 2023 • Titans 16 at JAGUARS 20

The Jaguars prevail in the final game of the regular season to determine the AFC South title ... The Titans lead for most of the game, but with 2:51 remaining, Jaguars linebacker Josh Allen scores the game-winning touchdown on a 37-yard fumble return after safety Rayshawn Jenkins records a strip-sack against Titans quarterback Joshua Dobbs ... Dobbs starts and passes for 179 yards and a touchdown to Chig Okonkwo ... The Jaguars defense sacks Dobbs four times and notches two takeaways ... Jaguars quarterback Trevor Lawrence passes for 212 yards and a touchdown ... Derrick Henry rushes for 109 yards, while the Jaguars are limited as a team to 19 rushing yards.

## ALL-TIME SERIES RESULTS

### TITANS vs. JAGUARS

Titans lead 34-23, including 1-0 in playoffs

Date	Site	W/L	Score	Date	Site	W/L	Score
9-3-95	Jax	W	10-3	10-4-09	Jax	L	17-37
10-1-95	Hou	L	17-16	11-1-09	Ten	W	30-13
9-8-96	Jax	W	34-27	10-18-10	Jax	W	30-3
12-8-96	Hou	L	17-23	12-5-10	Ten	L	6-17
11-2-97	Ten	L	24-30	9-11-11	Jax	L	14-16
11-16-97	Jax	L	9-17	12-24-11	Ten	W	23-17
9-27-98	Ten	L	22-27	11-25-12	Jax	L	19-24
12-13-98	Jax	W	16-13	12-30-12	Ten	W	38-20
9-26-99	Jax	W	20-19	11-10-13	Ten	L	27-29
12-26-99	Ten	W	41-14	12-22-13	Jax	W	20-16
1-23-00	Jax	W	33-14 (Conf)	10-12-14	Ten	W	16-14
10-16-00	Ten	W	27-13	12-18-14	Jax	L	13-21
11-26-00	Jax	L	13-16	11-19-15	Jax	L	13-19
9-23-01	Jax	L	6-13	12-6-15	Ten	W	42-39
11-4-01	Ten	W	28-24	10-27-16	Ten	W	36-22
10-13-02	Ten	W	23-14	12-24-16	Jax	L	17-38
12-22-02	Jax	W	28-10	9-17-17	Jax	W	37-16
10-26-03	Jax	W	30-17	12-31-17	Ten	W	15-10
11-16-03	Ten	W	10-3	9-23-18	Jax	W	9-6
9-26-04	Ten	L	15-12	12-6-18	Ten	W	30-9
11-21-04	Jax	W	18-15	9-19-19	Jax	L	7-20
11-20-05	Ten	L	28-31	11-24-19	Ten	W	42-20
1-1-06	Jax	L	13-40	9-20-20	Ten	W	33-30
11-5-06	Jax	L	7-37	12-13-20	Jax	W	31-10
12-17-06	Ten	W	24-17	10-10-21	Jax	W	37-19
9-9-07	Jax	W	13-10	12-12-21	Ten	W	20-0
11-11-07	Ten	L	13-28	12-11-22	Ten	L	22-36
9-7-08	Ten	W	17-10	1-7-23	Jax	L	16-20
11-16-08	Jax	W	24-14				



## NOTABLE PERFORMANCES VS. THE JAGUARS

### DL DENICO AUTRY

- On 12/2/18 at Jacksonville, Autry set career-highs with three sacks and two forced fumbles during his time as an Indianapolis Colt.
- On 9/13/20 at Jacksonville, Autry posted two sacks for the Colts.

### S TERRELL EDMUNDS

- On 11/22/20 at Jacksonville, Edmunds had four tackles and a career-high two interceptions as a member of the Pittsburgh Steelers.

### CB KRISTIAN FULTON

- On 9/20/20 against Jacksonville, Fulton posted three tackles and his first career interception with a 44-yard return as a rookie.
- On 12/12/21 against Jacksonville, Fulton tallied four tackles and one interception on third down in the fourth quarter.

### RB DERRICK HENRY

- In 13 career games against Jacksonville, Henry has carried the ball 260 times for 1,373 yards and 15 touchdowns. He has also caught 15 passes for 203 yards and one score.
- Henry has two 200-yard rushing games and four 100-yard rushing games against the Jaguars in his career, to go along with 15 rushing scores including a career-long 99-yard touchdown.
- On 12/31/17 against Jacksonville, Henry rushed 28 times for 51 yards and caught a 66-yard touchdown pass to help Tennessee advance to the postseason. He totaled 117 all-purpose yards on the day.
- On 12/6/18 against Jacksonville on Thursday Night Football, Henry recorded a record-setting performance when he rushed for a 99-yard touchdown. He finished the night with 17 carries for a then-franchise-record 238 yards and a franchise-record-tying four touchdowns. His 238 rushing yards and four rushing touchdowns were each the most in any Thursday Night Football game in history.
- On 12/13/20 at Jacksonville, Henry carried the ball 26 times for 215 yards and two touchdowns. Logged his fourth career game with at least 200 rushing yards and two touchdowns.
- On 10/10/21 at Jacksonville, Henry led the team with 130 rushing yards on 29 carries and three rushing scores.
- On 12/11/22 against Jacksonville, Henry rushed 17 times for 121 yards and one touchdown. His 96 rushing yards in the first quarter set a career high for rushing yards in the opening quarter. Hauled in three passes for 34 yards.

### WR DeANDRE HOPKINS

- In 15 career games against Jacksonville, Hopkins has 82 receptions for 951 yards and six touchdowns. He has two 100-yard receiving games against the Jaguars.
- On 10/18/15 at Jacksonville, Hopkins had 10 receptions for 148 yards and two touchdowns as a member of the Houston Texans.
- On 12/30/18 against Jacksonville, Hopkins had a then career-high 12 receptions for 147 yards.

### OLB HAROLD LANDRY III

- On 9/20/20 against Jacksonville, Landry posted five tackles and an interception that sealed the victory with 47 seconds remaining in the game.
- On 10/10/21 at Jacksonville, Landry tallied seven tackles and a team-high two sacks. This marked the second multi-sack game of his career.

### DB ELIJAH MOLDEN

- On 10/10/21 at Jacksonville, Molden tallied three tackles and a forced fumble which was recovered by S Kevin Byard and returned for a touchdown.

### CB SEAN MURPHY-BUNTING

- On 12/1/19 at Jacksonville, Murphy-Bunting recorded the second interception of his career while a member of the Tampa Bay Buccaneers.

### TE CHIG OKONKWO

- On 12/11/22 against Jacksonville, Okonkwo led the team with six catches for 45 yards and a touchdown. Added a catch for a two-point conversion.

### LB MONTY RICE

- On 12/11/22 against Jacksonville, Rice had a then career-high 12 tackles.

### QB RYAN TANNEHILL

- In 10 career games against Jacksonville, Tannehill has completed 193 of 280 passes for 2,273 yards and 17 touchdowns with three interceptions for a 109.1 passer rating. He has also rushed 39 times for 257 yards and three touchdowns.
- On 9/20/15 at Jacksonville, Tannehill completed 30 of 44 pass attempts for 359 yards and two touchdowns for a passer rating of 108.0 while with the Miami Dolphins.
- On 11/24/19 against Jacksonville, Tannehill completed 14 of 18 passes for

259 yards and two touchdowns for a 155.8 passer rating. He also rushed for two touchdowns.

- On 9/20/20 against Jacksonville, Tannehill completed 18 of 24 passes for 239 yards and a career-high-tying four touchdowns for a 145.7 passer rating.
- On 12/13/20 at Jacksonville, Tannehill completed 19 of 24 pass attempts for 212 yards and two touchdowns. His 79.2 completion percentage was the second-highest rate in his career in games with 20+ pass attempts.

## WHAT TO LOOK FOR THIS WEEK

### LB AZEEZ AL-SHAAIR

- Enters the game with 89 tackles in 2023 and needs 11 tackles to reach 100 for the second time in his career.
- Needs 14 tackles to set a new career high for a season (102 in 2021).

### DL DENICO AUTRY

- Enters the game with six sacks in 2023 and needs two more sacks to become the franchise's first player since **Jevon Kearse** (1999 to 2001) to record eight or more sacks in three consecutive seasons.

### K NICK FOLK

- Enters the game with an all-time NFL-record streak of 74 consecutive field goals made on attempts from less than 40 yards.

### RB DERRICK HENRY

- Can record his 40th total 100-yard rushing game, including regular season (37) and playoffs (three). He would tie **Earl Campbell** (40) for the most such games in franchise history. His 37th such regular-season game would surpass **Eddie George** (36) for the second-most in franchise history, behind only Campbell (39).
- With six career 200-yard rushing games, he needs one more to surpass **Adrian Peterson** (six) and **O.J. Simpson** (six) for the most such games all-time.
- Henry (82 career rushing touchdowns) needs one more rushing touchdown to surpass **Corey Dillon** (82) and place him in a tie with **Jim Taylor** (83) for the 17th highest total in NFL history. Two rushing touchdowns would give him sole possession of 17th place, and three rushing touchdowns would put him in a tie for 16th place with **Marshawn Lynch**.
- Can register his sixth game of 2023 with 100 or more scrimmage yards and his 48th career game (regular season) with 100-plus scrimmage yards. In franchise history, only **Eddie George** (54) has more.
- Needs 40 rushing yards to become the 38th player in NFL history with 9,000 career rushing yards (currently 8,960). He would become the eighth player in NFL history to reach 9,000 rushing yards and 80 rushing touchdowns before celebrating his 30th birthday, joining **Adrian Peterson**, **Barry Sanders**, **Emmitt Smith**, **Jim Brown**, **LaDainian Tomlinson**, **Eric Dickerson** and **Marshall Faulk**.

### WR DeANDRE HOPKINS

- Can extend his active streak to 155 consecutive games with a reception—every game he has played since he entered the NFL. It is the longest active streak in the NFL. Hopkins' streak is the fourth-longest in NFL history to begin a career behind only **Marvin Harrison** (190 consecutive games), **Keyshawn Johnson** (167) and **Marshall Faulk** (158).
- Can register his 42nd career 100-yard receiving game and his third 100-yard game as a member of the Titans.
- Needs one touchdown reception (currently 74 in his career) to join 39 other players in NFL history to reach 75 career touchdown catches.
- Needs 111 receiving yards (currently 11,889) to become the 29th player in NFL history to reach 12,000 career receiving yards.
- Needs nine receptions (currently 891) to become the 25th player in NFL history to reach 900 career receptions.

### OLB HAROLD LANDRY III

- Enters the week with four total sacks in the past four games.
- With 36 career sacks, he needs 2.5 more sacks to tie **Kyle Vanden Bosch** for 11th place on the team's all-time sack list. He would tie Vanden Bosch for the organization's seventh-best total since individual sacks became an official NFL statistic in 1982.

### QB WILL LEVIS

- Can become the fifth rookie quarterback in franchise history to start at least four games, joining **Dan Pastorini** (1971), **Vince Young** (2006), **Zach Mettenberger** (2014) and **Marcus Mariota** (2015).

### TE CHIG OKONKWO

- Can become the team's first tight end since **Delanie Walker** (30 straight games from 2016 to 2019) with two or more receptions in nine consecutive games.

### WR KYLE PHILIPS

- Can lead the team in receiving yards for the third consecutive game.

# TITANS-JAGUARS: THE LAST MEETING

**Week 18: Titans 16, Jaguars 20**  
**Saturday, Jan. 7, 2023 • 8:15 p.m. ET • TIAA Bank Field**



In Week 18 of the 2022 season, the Titans traveled to Jacksonville for a Saturday night matchup against the Jaguars. With the AFC South title and a playoff berth on the line, Tennessee fell to the Jaguars by a score of 20-16.

The Titans jumped out to a 10-0 lead and got on the board first with a season-best 17-yard scoring drive. TEs **Chig Okonkwo** and **Austin Hooper** and WRs **Treyton Burks** and WR **Robert Woods** all caught first-down passes to move the chains before K **Randy Bullock** converted a season-long 51-yard field goal, 3-0 Titans.

On the ensuing Jacksonville possession, Jaguars QB **Trevor Lawrence** fumbled the ball in Tennessee territory and it was recovered by OLB **Rashad Weaver** for a Titans' first down at their own 31-yard line. QB **Joshua Dobbs** connected with RB **Derrick Henry** for a 19-yard gain, and Henry added a 14-yard rush for a first down at the Jacksonville 21-yard line before Dobbs swiftly found Okonkwo in the end zone for a 21-yard score. Tennessee took a 10-0 lead.

However, Jacksonville responded on the ensuing possession. Jaguars WR **Jamal Agnew's** 54-yard kick return allowed Jacksonville to begin their drive at the 50-yard line. Ultimately, Lawrence connected with Jaguars WR **Christian Kirk** for a 25-yard score to make it 10-7, Titans.

Tennessee answered right back with an 11-play scoring possession and tacked on a 39-yard field goal as time expired in the first half to take a 13-7 lead into halftime.

In the third stanza, each team added a field goal. Jacksonville inched closer to the Titans and made it a 13-10 game with a 26-yarder by Jaguars K **Riley Patterson**. Then for Tennessee, Bullock made a 41-yard kick to increase the Titans lead to 16-10.

In the fourth quarter, Jacksonville scored 10 points off turnovers to take the lead and seal a win. First, Dobbs' pass was intercepted by Jaguars CB **Tyson Campbell** and returned 28 yards for a Jacksonville first down at the Tennessee 25-yard line. The Jaguars capitalized on the turnover with a 36-yard field goal, 16-13 Titans. Then, late in the fourth quarter Dobbs was strip sacked in Titans territory by Jaguars S **Rayshawn Jenkins** and the ball was recovered by Jaguars OLB **Josh Allen**, who returned it for a 37-yard touchdown. Jacksonville took a 20-16 lead.

Tennessee was unable to mount a comeback and ended their season with a loss in Jacksonville.

### SCORING

	1	2	3	4	Final
Tennessee	3	10	3	0	16
Jacksonville	0	7	3	10	20

TEAM	SCORING PLAY	TIME
Titans	R.Bullock 51 yd. Field Goal	1-1:23
Titans	C.Okonkwo 21 yd. pass from J.Dobbs (R.Bullock kick)	2-5:32
Jaguars	C.Kirk 25 yd. pass from T.Lawrence (R.Patterson kick)	2-2:36
Titans	R.Bullock 39 yd. Field Goal	2-0:00
Jaguars	R.Patterson 26 yd. Field Goal	3-10:09
Titans	R.Bullock 41 yd. Field Goal	3-6:02
Jaguars	R.Patterson 36 yd. Field Goal	4-14:49
Jaguars	J.Allen 37 yd. fumble return (R.Patterson kick)	4-2:51

**Missed FGs:** None  
**Attendance:** 70,050  
**Time of Game:** 2:54  
**Weather:** 59°, Wind SE 4 mph  
**Referee:** Bill Vinovich

[CLICK TO WATCH HIGHLIGHTS](#)



TEAM STATISTICS

	Titans	Jaguars
TOTAL FIRST DOWNS	19	13
THIRD DOWN EFFICIENCY	6-17-35.3%	5-11-45.5%
FOURTH DOWN EFFICIENCY	2-3-66.7%	0-0-0.0%
TOTAL NET YARDS	312	222
Plays - Avg.	72-4.3	47-4.7
NET YARDS RUSHING	147	19
Rushes - Avg.	39-3.8	14-1.4
NET YARDS PASSING	165	203
Sacks - Yards Lost	4-14	1-9
PASS ATT-COMP-INT	29-20-1	32-20-0
PUNTS - Avg.	3-55.3	4-51.0
Net Punting Average	44.3	50.5
PUNT RETURNS - Yards	1-2	2-33
KICKOFF RETURNS - Yards	3-71	4-125
INTERCEPTIONS - Yards	0-0	1-29
PENALTIES Number and Yards	6-40	4-25
FUMBLES Number and Lost	2-1	1-1
TOUCHDOWNS	1	2
EXTRA POINTS Made-Attempts	1-1	2-2
RED ZONE EFFICIENCY	0-1-0%	0-2-0%
GOAL TO GO EFFICIENCY	0-0-0%	0-0-0%
SAFETIES	0	0
GIVEAWAYS	2	1
TAKEAWAYS	1	2
TIME OF POSSESSION	36:12	23:48

### TITANS STARTERS

OFFENSE	DEFENSE
TE 85 C.Okonkwo	OLB 99 R.Weaver
TE 87 G.Swaim	DE 94 M.Edwards
LT 71 D.Daley	DT 93 T.Tart
LG 55 A.Brewer	DT 98 J.Simmons
C 62 C.Levin	OLB 96 D.Autry
RG 70 J.Roos	LB 50 J.Gibbens
RT 78 N.Petit-Frere	CB 21 R.McCreary
WR 2 R.Woods	CB 26 K.Fulton
WR 16 T.Burks	S 37 A.Hooker
QB 11 J.Dobbs	DB 28 J.Kalu
RB 22 D.Henry	S 31 K.Byard

### JAGUARS STARTERS

OFFENSE	DEFENSE
WR 7 Z.Jones	OLB 44 T.Walker
LT 72 W.Little	NT 52 D.Hamilton
LG 69 T.Shatley	DL 94 F.Fatukasi
C 79 L.Fortner	DE 95 R.Robertson-Harris
RG 68 B.Scherff	WILL 41 J.Allen
RT 75 J.Taylor	LB 23 F.Oluokun
TE 84 C.Manhertz	LB 33 D.Lloyd
TE 17 E.Engram	CB 31 D.Williams
WR 13 C.Kirk	CB 32 T.Campbell
QB 16 T.Lawrence	FS 5 A.Cisco
RB 1 T.Etienne	SS 2 R.Jenkins

### TITANS INDIVIDUAL STATISTICS

Rushing	Att	Yds	Avg	Lg	TD
D.Henry	30	109	3.6	14	0
J.Dobbs	5	32	6.4	11	0
R.McMath	1	4	4.0	4	0
H.Haskins	2	3	1.5	3	0
J.Ward	1	-1	-1.0	-1	0
<b>Total</b>	<b>39</b>	<b>147</b>	<b>3.8</b>	<b>14</b>	<b>0</b>

Passing	Att	Cmp	Yds	TD	Lg	IN	Rt
J.Dobbs	29	20	179	1	21	1	82.4
<b>Total</b>	<b>29</b>	<b>20</b>	<b>179</b>	<b>1</b>	<b>21</b>	<b>1</b>	<b>82.4</b>

Receiving	No	Yds	Avg	Lg	TD
R.Woods	4	40	10.0	13	0
A.Hooper	4	38	9.5	14	0
T.Burks	4	19	4.8	9	0
C.Okonkwo	3	42	14.0	21	1
H.Haskins	2	13	6.5	9	0
D.Henry	1	19	19.0	19	0
G.Swaim	1	5	5.0	5	0
J.Ward	1	3	3.0	3	0
<b>Total</b>	<b>20</b>	<b>179</b>	<b>9.0</b>	<b>21</b>	<b>1</b>

**Interceptions** No Yds Avg Lg TD  
 None

**Leading Tacklers (Press Box Totals)**  
 M.Rice 8-4-4; A.Hooker 5-5-0; K.Fulton 5-4-1

**Sacks:** T.Tart 1  
**FF:** None  
**FR:** R.Weaver 1

### JAGUARS INDIVIDUAL STATISTICS

Rushing	Att	Yds	Avg	Lg	TD
T.Etienne	7	17	2.4	7	0
J.Hasty	3	5	1.7	3	0
T.Lawrence	4	-3	-0.8	1	0
<b>Total</b>	<b>14</b>	<b>19</b>	<b>1.4</b>	<b>7</b>	<b>0</b>

Passing	Att	Cmp	Yds	TD	Lg	IN	Rt
T.Lawrence	32	20	212	1	33	0	92.2
<b>Total</b>	<b>32</b>	<b>20</b>	<b>212</b>	<b>1</b>	<b>33</b>	<b>0</b>	<b>92.2</b>

Receiving	No	Yds	Avg	Lg	TD
C.Kirk	6	99	16.5	33	1
E.Engram	4	27	6.8	10	0
Z.Jones	4	21	5.3	8	0
M.Jones	2	29	14.5	21	0
T.Etienne	2	17	8.5	9	0
L.Farrell	1	11	11.0	11	0
J.Agnew	1	8	8.0	8	0
<b>Total</b>	<b>20</b>	<b>212</b>	<b>10.6</b>	<b>33</b>	<b>1</b>

**Interceptions** No Yds Avg Lg TD  
 T.Campbell 1 29 29.0 29 0  
**Total** 1 29 29.0 29 0

**Leading Tacklers (Press Box Totals)**  
 F.Oluokun 13-8-5; D.Williams 8-6-2

**Sacks:** F.Oluokun 1; R.Jenkins 1; R.Robertson-Harris 1; C.Peters 0.5; A.Gotsis 0.5  
**FF:** R.Jenkins 1; J.Allen 1  
**FR:** J.Allen 1

GAME PREVIEW

TEAM NOTES

PLAYER NOTES

MEDIA

STATISTICS

ROSTERS

## 2023 TALE OF THE TAPE

	Tenn.	Jax	NFL/Avg
<b>OFFENSE</b>			
GAMES (Won-Lost)	3-6	6-3	---
FIRST DOWNS	157	172	181.2
Rushing	49	53	58.5
Passing	80	97	104.5
Penalty	28	22	18.2
YDS GAINED (tot)	2625	2952	3092.3
Avg per Game	291.7	328.0	332.1
RUSHING (net)	958	959	1031.8
Avg per Game	106.4	106.6	110.8
Rushes	222	254	248.6
Yards per Rush	4.3	3.8	4.2
PASSING (net)	1667	1993	2060.4
Avg per Game	185.2	221.4	221.3
Passes Att.	272	307	317.3
Completed	163	207	205.8
Pct Completed	59.9	67.4	64.9
Yards Gained	1903	2146	2222.4
Sacked	33	24	24.3
Yards Lost	236	153	162.0
Had Intercepted	8	6	7.4
Yards Opp Ret	67	75	98.1
Opp TDs on Int	0	0	0.8
PUNTS	38	37	38.3
Avg Yards	52.7	48.5	47.4
PUNT RETURNS	24	15	16.6
Avg Return	7.6	9.9	9.5
Returned for TD	0	0	0.2
KICKOFF RETURNS	6	10	9.4
Avg Return	18.0	24.7	22.8
Returned for TD	0	0	0.1
PENALTIES	54	44	57.4
Yards Penalized	439	363	474.2
FUMBLES BY	6	19	10.9
Fumbles Lost	2	11	5.3
Opp Fumbles	10	13	10.9
Opp Fum Lost	4	7	5.3
POSS. TIME (avg)	29:44	30:57	30:00
TOUCHDOWNS	13	20	21.8
Rushing	6	9	7.8
Passing	7	9	12.6
Returns	0	2	1.4
EXTRA-PT KICKS	13/13	18/18	98%
2-PT CONVERSIONS	0/0	2/2	57%
FIELD GOALS/FGA	21/22	18/20	17/19
POINTS SCORED	154	196	202.7
<b>DEFENSE</b>			
POINTS ALLOWED	180	190	202.7
OPP FIRST DOWNS	170	167	181.2
Rushing	52	48	58.5
Passing	100	111	104.5
Penalty	18	8	18.2
OPP YARDS GAINED	3042	3179	3092.3
Avg per Game	338.0	353.2	332.1
OPP RUSHING(net)	995	778	1031.8
Avg per Game	110.6	86.4	110.8
Rushes	255	206	248.6
Yards per Rush	3.9	3.8	4.2
OPP PASSING(net)	2047	2401	2060.4
Avg per Game	227.4	266.8	221.3
Passes Att.	286	362	317.3
Completed	195	230	205.8
Pct Completed	68.2	63.5	64.9
Sacked	24	18	24.3
Yards Lost	177	100	162.0
INTERCEPTED BY	3	11	7.4
Yards Returned	38	171	98.1
Returned for TD	0	2	0.8
OPP PUNT RETURNS	18	13	16.6
Avg return	11.8	6.2	9.5
OPP KICKOFF RET	15	6	9.4
Avg return	21.7	31.3	22.8
OPP TOUCHDOWNS	15	22	21.8
Rushing	5	6	7.8
Passing	10	14	12.6
Returns	0	2	1.4

## 2023 SCHEDULE & RESULTS



REGULAR SEASON			
Date	Opponent	W/L	Score
09/10	at New Orleans	L	15-16
09/17	L.A. Chargers	W (OT)	27-24
09/24	at Cleveland	L	3-27
10/01	Cincinnati	W	27-3
10/08	at Indianapolis	L	16-23
10/15	Baltimore (London)	L	16-24
10/29	Atlanta	W	28-23
11/02	at Pittsburgh	L	16-20
11/12	at Tampa Bay	L	6-20
11/19	at Jacksonville		
11/26	Carolina		
12/03	Indianapolis		
12/11	at Miami		
12/17	Houston		
12/24	Seattle		
12/31	at Houston		
TBD	Jacksonville		

REGULAR SEASON			
Date	Opponent	W/L	Score
09/10	at Indianapolis	W	31-21
09/17	Kansas City	L	9-17
09/24	Houston	L	17-37
10/01	Atlanta	W	23-7
10/08	at Buffalo	W	25-20
10/15	Indianapolis	W	37-20
10/19	at New Orleans	W	31-24
10/29	at Pittsburgh	W	20-10
11/12	San Francisco	L	3-34
11/19	Tennessee		
11/26	at Houston		
12/04	Cincinnati		
12/10	at Cleveland		
12/17	Baltimore		
12/24	at Tampa Bay		
12/31	Carolina		
01/07	at Tennessee		

## 2023 REGULAR SEASON INDIVIDUAL LEADERS

Passing	Att	Cmp	Yds	Pct	Y/Att	TD	Int	Lg	Sack/Lost	Rtg		
<b>Titans</b>	R. Tannehill	158	98	1,128	62.0	7.1	2	6	70	19/135	71.9	
	W. Levis	107	60	699	56.1	6.5	4	2	61t	10/71	80.7	
<b>Jaguars</b>	T. Lawrence	300	202	2,120	67.3	7.1	9	6	56t	24/153	89.3	
Rushing	No.	Yds	Avg	Long	TD							
<b>Titans</b>	D. Henry	148	625	4.2	63	4						
	T. Spears	44	234	5.3	23	1						
	R. Tannehill	12	40	3.3	13	1						
<b>Jaguars</b>	T. Etienne	160	618	3.9	35t	7						
	T. Lawrence	44	223	5.1	26	0						
Receiving	No.	Yds	Avg	Long	TD							
<b>Titans</b>	D. Hopkins	38	591	15.6	61t	3						
	C. Okonkwo	27	200	7.4	20	0						
	T. Spears	26	166	6.4	48	0						
	N. Westbrook-Ikhine	19	233	12.3	33t	3						
<b>Jaguars</b>	E. Ingram	55	446	8.1	34	0						
	C. Kirk	49	624	12.7	45	3						
	C. Ridley	35	471	13.5	32	2						
	T. Etienne	29	275	9.5	56t	1						
Interceptions	No.	Yds	Avg	Long	TD							
<b>Titans</b>	R. McCreary, A. Hooker, S. Murphy-Bunting	tied with 1										
<b>Jaguars</b>	D. Williams	3	61	20.3	61t	1						
	A. Cisco	3	39	13.0	21	0						
Punting	No.	Yds	Avg	Net	TB	In	Lg	B				
<b>Titans</b>	R. Stonehouse	38	2,004	52.7	44.0	6	20	74	0			
<b>Jaguars</b>	L. Cooke	37	1,793	48.5	44.1	4	20	62	0			
Punt Returns	No.	FC	Yds	Avg	Lg	TD						
<b>Titans</b>	E. Garror	10	3	62	6.2	15	0					
<b>Jaguars</b>	J. Agnew	11	8	117	10.6	48	0					
Kickoff Returns	No.	Yds	Avg	Lg	TD							
<b>Titans</b>	T. Spears	5	95	19.0	29	0						
<b>Jaguars</b>	J. Agnew	7	194	27.7	53	0						
Scoring/Kickers	PAT	FG	Pts									
<b>Titans</b>	N. Folk	13/13	21/22	76								
<b>Jaguars</b>	B. McManus	18/18	18/20	72								
Sacks	Tot											
<b>Titans</b>	D. Autry	6.0										
<b>Jaguars</b>	J. Allen	9.0										
Tackles	Tot	Solo	Asst									
<b>Titans</b>	A. Al-Shaair	89	40	49								
<b>Jaguars</b>	Foyesade Oluokun	101	68	33								

GAME PREVIEW

TEAM NOTES

PLAYER NOTES

MEDIA

STATISTICS

ROSTERS

## 2023 INDIVIDUAL NFL RANKINGS

(qualifiers only, where applicable)

Category	Team	Player	Stat	NFL Rank
Passer Rating	Titans	Ryan Tannehill	71.9	31
	Jaguars	Trevor Lawrence	89.3	18
Passing Yards	Titans	Ryan Tannehill	1,128	30
	Jaguars	Trevor Lawrence	2,120	17
Passing TDs	Titans	Will Levis	4	31
	Jaguars	Trevor Lawrence	9	22
Rushing Yards	Titans	Derrick Henry	625	2
	Jaguars	Travis Etienne Jr.	618	4
Rushing Average	Titans	Derrick Henry	4.22	18
	Jaguars	Travis Etienne Jr.	3.86	28
Rushing TDs	Titans	Derrick Henry	4	17t
	Jaguars	Travis Etienne Jr.	7	4t
Receptions	Titans	DeAndre Hopkins	38	39t
	Jaguars	Evan Engram	55	15t
Receiving Yards	Titans	DeAndre Hopkins	591	24
	Jaguars	Christian Kirk	624	20
Receiving TDs	Titans	D. Hopkins, N. Westbrook-lkhine	3	34t
	Jaguars	Christian Kirk	3	34t
Sacks	Titans	Denico Autry	6.0	18t
	Jaguars	Josh Allen	9.0	5t
Interceptions	Titans	(three tied)	1	51t
	Jaguars	D. Williams, A. Cisco	3	6t

## 2023 SITUATIONAL RECORDS

TENNESSEE TITANS		JACKSONVILLE JAGUARS	
Total	3 - 6	Total	6 - 3
Home	3 - 1	Home	2 - 3
Away	0 - 5	Away	4 - 0
Grass	0 - 3	Grass	3 - 3
Turf	3 - 3	Turf	3 - 0
AFC	2 - 4	AFC	4 - 2
NFC	1 - 2	NFC	2 - 1
In Division	0 - 1	In Division	2 - 1
Out Division	3 - 5	Out Division	4 - 2
Indoor	0 - 1	Indoor	2 - 0
Outdoor	3 - 5	Outdoor	4 - 3
September	1 - 2	September	1 - 2
October	2 - 2	October	5 - 0
November	0 - 2	November	0 - 1
Sunday	3 - 5	Sunday	5 - 3
Thursday	0 - 1	Thursday	1 - 0

**THE TITANS' .613  
DIVISIONAL WINNING  
PERCENTAGE (19-12)  
SINCE 2018 IS THE BEST  
IN THE AFC SOUTH**

## THIS WEEK'S NFL SCHEDULE

All Times Central

Thursday, Nov. 16

Cincinnati at Baltimore 7:15 Prime Video

Sunday, Nov. 19

Dallas	at Carolina	12:00	FOX
Pittsburgh	at Cleveland	12:00	CBS
Chicago	at Detroit	12:00	FOX
Los Angeles Chargers	at Green Bay	12:00	FOX
Arizona	at Houston	12:00	CBS
Tennessee	at Jacksonville	12:00	CBS
Las Vegas	at Miami	12:00	CBS
New York Giants	at Washington	12:00	FOX
Tampa Bay	at San Francisco	3:05	FOX
New York Jets	at Buffalo	3:25	CBS
Seattle	at Los Angeles Rams	3:25	CBS
Minnesota	at Denver	7:20	NBC

Monday, Nov. 20

Philadelphia at Kansas City 7:15 ESPN

Open Date: Atlanta, Indianapolis, New England, New Orleans

## LAST WEEK'S STARTERS

Titans vs. Buccaneers | Jaguars vs. 49ers

TITANS OFFENSE			JAGUARS DEFENSE		
WR	10	DeAndre Hopkins	DL	94	Folorunso Fatukasi
TE	85	Chig Okonkwo	DL	96	Adam Gotsis
LT	71	Andre Dillard	DE	95	Roy Robertson-Harris
LG	77	Peter Skoronski	WILL	41	Josh Allen
C	55	Aaron Brewer	SAM	44	Travon Walker
RG	75	Dillon Radunz	LB	33	Devin Lloyd
RT	66	Chris Hubbard	LB	23	Foyesade Oluokun
TE	88	Trevon Wesco	CB	31	Darius Williams
TE	81	Josh Whyte	CB	32	Tyson Campbell
QB	8	Will Levis	S	2	Rayshawn Jenkins
RB	22	Derrick Henry	S	5	Andre Cisco
TITANS DEFENSE			JAGUARS OFFENSE		
DE	96	Denico Autry	TE	89	Luke Farrell
NT	93	Teair Tart	LT	74	Cam Robinson
DT	98	Jeffery Simmons	LG	72	Walker Little
DT	95	Kyle Peko	C	79	Luke Fortner
OLB	58	Harold Landry III	RG	68	Brandon Scherff
LB	2	Azeez Al-Shaair	RT	77	Anton Harrison
LB	50	Jack Gibbens	TE	17	Evan Engram
CB	21	Roger McCreary	WR	13	Christian Kirk
CB	26	Kristian Fulton	WR	0	Calvin Ridley
S	24	Elijah Molden	QB	16	Trevor Lawrence
S	37	Amani Hooker	RB	1	Travis Etienne

## WHERE THE TEAMS RANK IN 2023

### 2022 OFFENSIVE STATISTICS AND NFL RANKING

OFFENSIVE CATEGORY	TITANS STAT (RANK)	JAGUARS STAT (RANK)
Yards / Game	291.7 (27)	328.0 (19)
Yards / Play	4.98 (22)	5.05 (20)
Rushing Yards / Game	106.4 (16)	106.6 (15)
Rushing Yards / Play	4.32 (10)	3.78 (26)
Passing Yards / Game	185.2 (27t)	221.4 (17)
Passing Yards / Play	6.13 (23)	6.49 (15)
Interception Rate	2.94% (25t)	1.95% (11)
Sacks / Pass Attempt	12.13% (31)	7.82% (20)
First Downs / Game	17.4 (28)	19.1 (19t)
Punt Return Avg	7.6 (24)	9.9 (13)
Kickoff Return Avg	18.0 (29)	24.7 (6)
Field Goals Made	95.45% (5t)	90.00% (10t)
3rd Down Pct	33.33% (28)	35.29% (25)
4th Down Pct	50.00% (14t)	33.33% (29t)
Red Zone Pct	32.14% (31)	43.48% (29)
Goal to Go%	50.00% (30)	70.00% (16)
Avg Time of Possession	29:44 (17)	30:57 (9)
Points / Game	17.1 (28)	21.8 (15)
Turnover Ratio	-3 (20t)	+1 (10t)

### 2022 DEFENSIVE STATISTICS AND NFL RANKING

DEFENSIVE CATEGORY	TITANS STAT (RANK)	JAGUARS STAT (RANK)
Yards / Game	338.0 (19)	353.2 (23)
Yards / Play	5.38 (23)	5.42 (24)
Rushing Yards / Game	110.6 (16)	86.4 (5)
Rushing Yards / Play	3.90 (10)	3.78 (8)
Passing Yards / Game	227.4 (17)	266.8 (30)
Passing Yards / Play	7.16 (27)	6.63 (20)
Interception Rate	1.05% (32)	3.04% (9)
Sacks / Pass Attempt	8.39% (12)	4.97% (30)
First Downs / Game	18.9 (11)	18.6 (7t)
Punt Return Avg	11.8 (26)	6.2 (5)
Kickoff Return Avg	21.7 (14)	31.3 (31)
3rd Down Pct	40.65% (20)	34.15% (4)
4th Down Pct	62.50% (24t)	45.83% (14)
Red Zone Pct	34.38% (2)	45.16% (8)
Goal to Go%	41.67% (2t)	50.00% (4)
Points / Game	20.0 (10)	21.1 (15)
Point Differential / Game	-2.9 (21t)	0.7 (14)
Yard Differential / Game	-46.3 (24)	-25.2 (20)

## JAGUARS HEAD COACH DOUG PEDERSON

### DOUG PEDERSON AT A GLANCE

- Regular season record: 57-48-1
- Postseason record: 5-3
- Overall record: 62-51-1
- vs. Titans: 2-1
- on the road vs. Titans: 1-1
- at home vs. Titans: 1-0
- vs. Mike Vrabel: 2-1
- Year as Jaguars head coach: 2
- Year as NFL head coach: 7



#### Doug Pederson's Assistant Coaching Staff:

Richard Angulo	Tight Ends
Greg Austin	Offensive Quality Control
Andrew Breiner	Assistant Quarterbacks
Brentson Buckner	Defensive Line
Mike Caldwell	Defensive Coordinator
Sean Cullina	Defensive Quality Control
Heath Farwell	Special Teams Coordinator
Tony Gilbert	Inside Linebackers
Cody Grimm	Safeties
Chad Hall	Wide Receivers
Elizabeth Harrison	Assistant to the Head Football Coach
Nick Holz	Passing Game Coordinator
Mike McCoy	Quarterbacks
Tee Mitchell	Defensive Quality Control
Bernie Parmalee	Running Backs
Paul Rauscher	Offensive Line
Patrick Reilly	Defensive Quality Control
Rory Segrest	Assistant Defensive Line
Bill Shuey	Outside Linebackers
Press Taylor	Offensive Coordinator
Tyler Tettleton	Assistant Running Backs
Luke Thompson	Assistant Special Teams
Deshea Townsend	Pass Game Coordinator/Cornerbacks
Todd Washington	Assistant Offensive Line
Nick Williams	Offensive Quality Control

Doug Pederson was named head coach of the Jaguars on Feb. 3, 2022 after five seasons coaching the Eagles from 2016-20.

In his first season in Jacksonville, Pederson led the Jaguars to their first AFC South title since 2017. After starting 2-7, the team finished the season on a five-game winning streak to qualify for the playoffs and won in the Wild Card round. The Jaguars ranked first in the NFL in win differential from the 2021 to 2022 season and Pederson was named the NFL 101 AFC Coach of the Year.

As head coach in Philadelphia, Pederson posted a 46-39-1 record, including two division titles in 2017 and 2019, three consecutive playoff appearances and the Eagles' first Super Bowl championship in 2017. He was key in the development of 2016 first-round selection quarterback Carson Wentz, the preparation for backup-quarterback and eventual Super Bowl LII MVP Nick Foles, and the early support of quarterback Jalen Hurts.

As a second year head coach, Pederson led the Eagles to a franchise-tying 13 regular season wins. Wentz earned AP Second-Team All-Pro and Pro Bowl honors despite suffering a season-ending injury in Week 14. In relief of Wentz, Foles recorded a 100-plus passer rating in all three playoff contests and garners Super Bowl MVP honors following a 41-33 win over the Patriots.

Before Philadelphia, Pederson served as offensive coordinator for the Chiefs from 2013-15, helping quarterback Alex Smith to three consecutive 3,000-yard passing seasons. Pederson's first coaching stint in Philadelphia was as an assistant, coaching quarterbacks from 2011-12 and starting as offensive quality control coach from 2009-10.

As a 12-year NFL veteran, Pederson played quarterback for the Packers (1996-98, 01-04), Dolphins (1993), Eagles (1999) and Browns (2000) after being originally signed by the Dolphins as an undrafted rookie in 1991. Pederson played for Packers teams that went to two Super Bowls and won one in 1996 (XXXI).

Pederson played collegiately at Northeast Louisiana (now Louisiana Monroe) where he was a three-year starter at quarterback.

Pederson is a native of Bellingham, Wash.

#### DOUG PEDERSON'S COACHING BACKGROUND

- 2022-present:** Jacksonville Jaguars - Head Coach
- 2016-20:** Philadelphia Eagles - Head Coach
- 2013-15:** Kansas City Chiefs - Offensive Coordinator
- 2011-12:** Philadelphia Eagles - Quarterbacks
- 2009-10:** Philadelphia Eagles - Offensive Quality Control



## TITANS-JAGUARS CONNECTIONS

### FORMER TITANS

- Jaguars passing game coordinator and cornerbacks coach **Deshea Townsend** served as the Titans defensive backs coach for two seasons (2016-17).
- Jaguars defensive lineman **Angelo Blackson** played for the Titans from 2015-16. In 29 games, Blackson recorded 24 tackles, 2.5 sacks and one forced fumble.

### FORMER JAGUARS

- Titans special teams coordinator **Craig Aukerman** served as a defensive assistant with the Jaguars in 2011 before spending a year as the team's assistant special teams coach in 2012.
- Titans defensive pass game coordinator and cornerbacks coach **Chris Harris** spent his final five games of his NFL career at defensive back for the Jaguars in 2012.
- Titans outside linebacker **Arden Key** played for the Jaguars in 2022. In 17 games, he registered 27 tackles, 4.5 sacks, and one fumble recovery.

### TITANS WITH JACKSONVILLE AREA CONNECTIONS

- Titans running back **Derrick Henry** is a Yulee, Fla., native and attended Yulee High School, where he was a five-star recruit, and was listed as the nation's No. 1 athlete. In 2012, Henry broke Ken Hall's 51-year-old national high school rushing record with 12,124 yards after rushing for 4,261 yards his senior year. Henry finished his high school career with 153 rushing touchdowns, which ranks fifth all time, and set the then-Florida high school record with a 510-yard performance against Jacksonville Jackson High School.
- Titans quarterbacks coach **Pat O'Hara** served as the offensive coordinator for the Arena Football League's Tampa Bay Storm in 2005 and again from 2007-08. O'Hara also served as the offensive coordinator for Olympia (Fla.) High School from 2001-03 after serving as the quarterbacks coach for New Smyrna Beach (Fla.) High School from 1998-00. He played for the AFL's Orlando Predators from 1995-2000 and was the head coach of the Predators from 2010-2011.
- Titans inside linebackers assistant **Zak Kuhr** is a native of Jacksonville and first worked as an assistant coach at Madarin High School (Jacksonville) and Westside High School (Jacksonville), where he served as offensive coordinator. He then spent two seasons as special team coordinator at Edward Waters University (2009-10).
- Titans strength and conditioning coach **Frank Piraino** was on the University of Florida staff from 2005-09.
- Titans defensive line assistant **Clinton McMillan** spent one season as a senior defensive analyst at Florida State in 2020. The Haines City, Fla., native played on the defensive line at the University of Florida.
- Titans outside linebackers coach **Ryan Crow** spent part of 2011 as a strength intern at the University of Florida.
- Titans general manager **Ran Carthon**, who attended high school in Key West, Fla., played running back at the University of Florida, where he tallied 1,353 career rushing yards over four seasons and was part of the 2000 SEC Championship team.
- Other Titans with Florida hometowns include linebacker **Azeez Al-Shaair** (Tampa), defensive back **Anthony Kendall** (Port Richey), wide receiver **Chris Moore** (Tampa), offensive lineman **Nicholas Petit-Frere** (IR) (Tampa), wide receiver **Nick Westbrook-Ikhine** (Lake Mary), and outside linebacker **Rashad Weaver** (Fort Lauderdale).

### JAGUARS WITH TENNESSEE CONNECTIONS

- Jaguars cornerback **Tre Herndon** attended Vanderbilt University (2014-17). Herndon registered 122 tackles, two interceptions, 20 passes deflected and one forced fumble in four seasons. Herndon is a Ooltewah, Tenn., native.
- Jaguars defensive coordinator **Mike Caldwell** played football for Middle Tennessee State University (1989-92), where he appeared in 52 games, and registered 248 tackles and forced seven fumbles. Caldwell is a Oak Ridge, Tenn., native.
- Jaguars quarterback **C.J. Beathard** is a native of Nashville and attended Battle Ground Academy in Franklin, Tenn. He is the grandson of late former NFL player and general manager **Bobby Beathard**.

### FAMILY CONNECTIONS

- Jaguars defensive line coach **Brentson Buckner** is the uncle of Titans offensive lineman **Chris Hubbard**.
- Jaguars defensive lineman **Jeremiah Ledbetter** is the cousin of **Isaac Byrd**, a sixth-round selection by the Oilers in 1997.

- Titans defensive back **Tre Avery** was college teammates at Rutgers with Rams linebacker **Olakunte Fatukasi**, younger brother of Jaguars defensive lineman **Folorunso Fatukasi**.

### MARTIN MEN

- Titans receiver **Colton Dowell** (Lebanon, Tenn.) and Jaguars receiver **Jaylon Moore** (IR) (Memphis, Tenn.) were positional teammates at the University of Tennessee-Martin from 2017-19.

### FORMER COLLEGE TEAMMATES

		QB Malik Willis (2017-18)	
		DB Roger McCreary (2018-21)	
		DB Daniel Thomas (2016-19)	
		RB Tank Bigsby (2020-22)	
		RB Derrick Henry (2013-15)	
		DB Shyheim Carter (2016-19)	
		OL Cam Robinson (2014-16)	
		WR Calvin Ridley (2015-17)	
		WR DeAndre Hopkins (2010-12)	
		DB K'Von Wallace (2016-19)	
		OL Tyler Shatley (2009-13)	
		QB Trevor Lawrence (2018-20)	
		RB Travis Etienne (2017-20)	
		LB Monty Rice (2017-20)	
		DB Tyson Campbell (2018-20)	
		OLB Travon Walker (2019-21)	
		DB Amani Hooker (2016-18)	
		QB C.J. Beathard (2017-20)	
		QB Will Levis (2021-22)	
		OL Luke Fortner (2017-21)	
		OLB Arden Key (2015-17)	
		CB Kristian Fulton (2016-19)	
		OLB K'Lavon Chaisson (2017-19)	
		DL Denico Autry (2012-13)	
		DL Jeffery Simmons (2016-18)	
		P Logan Cooke (2015-17)	
		Deshea Townsend (coach) (2013-15)	
		Andrew Briener (coach) (2018-19)	

GAME PREVIEW

TEAM NOTES




PLAYER NOTES




MEDIA

STATISTICS




ROSTERS

## TITANS-JAGUARS CONNECTIONS




	 WR Colton Dowell (2017-22)
	WR Jaylon Moore (2015-19)




	 LB Luke Gifford (2014-18)
	Greg Austin (coach) (2018-21)




	 OL Nicholas Petit-Frere (IR) (2018-21)
	TE Luke Farrell (2016-20) DT Davon Hamilton (2017-19)



	 OL Andre Dillard (2014-18)
	OLB Willie Taylor (2018-21)




### FORMER NFL TEAMMATES




	 WR DeAndre Hopkins (2020-22) Rob Moore (as player) (1995-01)
	WR Christian Kirk (2018-21) DL Angelo Blackson (2020) Brentson Buckner (coach) (2020-21) Mike Caldwell (as player) (1997)



	 OL Daniel Brunskill (2017-18)
	LB Foyesade Oluokun (2018-21) WR Calvin Ridley (2018-21)


	 OLB Trevis Gipson (2020-22)
	LB Caleb Johnson (2021) DL Roy Robertson-Harris (2017-20) DL Angelo Blackson (2021-22)




	 OL Chris Hubbard (2018-22)
	OL Blake Hance (2022) RB D'Ernest Johnson (2019-22)




	 DT Kyle Peko (2018)
	Chad Hall (coach) (2017-22)

	 LS Morgan Cox (2010-20)
	DB Darius Williams (2018) Richard Angulo (coach) (2014-21)




	 DT Kyle Peko (2016-18, 19) Justin Outten (coach) (2022) Craig Aukerman (coach) (2010)
---	---

	P Brandon McManus (2014-22) DL Adam Gotsis (2016-19) Mike McCoy (coach) (2009-12)
---	---


	 WR DeAndre Hopkins (2013-19)
	DL Angelo Blackson (2017-19)

	 Bobby King (coach) (2014-16) Chris Harris (coach) (2016-19)
	Mike McCoy (coach) (2013-16) DB Rayshawn Jenkins (2017-20)

	 DL Denico Autry (2014-17) OLB Arden Key (2018-20) Terrell Williams (coach) (2012-14) Rob Moore (coach) (2015-17)
	WR Zay Jones (2019-21) Nick Holz (coach) (2012-21) Brentson Buckner (coach) (2019) Bernie Parmalee (2015-17)

	 K Nick Folk (2010-16)
	Mike Caldwell (coach) (2015-18)




	 OL Andre Dillard (2018-22)
	Andrew Breiner (coach) (2020)




	 LB Azeez Al-Shaair (2019-22) OL Daniel Brunskill (2019-22) OLB Arden Key (2021) Ran Carthon (GM) (2017-22)
---	--

	QB C.J. Beathard (2017-20)
--	----------------------------

	 Lori Locust (coach) (2019-22) DB Sean Murphy-Bunting (2019-22)
	Brentson Buckner (coach) (2018) Mike Caldwell (coach) (2019-21) Cody Grimm (coach) (2019-21)

	 Chris Harris (coach) (2020-22)
	OL Brandon Scherff (2015-21)

	 Tom Quinn (coach) (2006-21)
	TE Evan Engram (2017-21) Desha Townsend (coach) (2018)

	 Mike Vrabel (coach) (1997-2000)
	Desha Townsend (coach) (1998-2009)

# CAREER GAME-BY-GAME STATS VS. THE JAGUARS: TITANS OFFENSE

## QUARTERBACKS

### Ryan Tannehill (Passing)

Date	Opp	W-L	G/S	Att	Cmp	Pct	Yds	Yd/A	TD	TD%	Int	Int%	Lg	Sk	Lst	Rate
12/16/12	Jax	W	QB	28	22	78.6	220	7.9	2	7.1	0	0.0	37	1	11	123.2
10/26/14	@ Jax	W	QB	29	16	55.2	196	6.8	1	3.4	1	3.4	50	3	18	73.3
9/20/15	@ Jax	L	QB	44	30	68.2	359	8.2	2	4.5	0	0.0	48	2	15	108.0
12/23/18	Jax	L	QB	22	15	68.2	146	6.6	1	4.5	1	4.5	31	3	25	82.8
11/24/19	Jax	W	QB	18	14	77.8	259	14.4	2	11.1	0	0.0	65t	1	7	155.8
9/20/20	Jax	W	QB	24	18	75.0	239	10.0	4	16.7	0	0.0	63	1	8	145.7
12/13/20	@ Jax	W	QB	24	19	79.2	212	8.8	2	8.3	0	0.0	37t	1	7	131.3
10/10/21	@ Jax	W	QB	22	14	63.6	197	9.0	1	4.5	0	0.0	26	3	13	107.6
12/12/21	Jax	W	QB	31	20	64.5	191	6.2	0	0.0	0	0.0	24	4	30	81.5
12/11/22	Jax	L	QB	38	25	65.8	254	6.7	2	5.3	1	2.6	27	4	27	91.3
<b>Totals</b>		<b>7-3</b>	<b>10/10</b>	<b>280</b>	<b>193</b>	<b>68.9</b>	<b>2273</b>	<b>8.1</b>	<b>17</b>	<b>6.1</b>	<b>3</b>	<b>1.1</b>	<b>65</b>	<b>23</b>	<b>161</b>	<b>109.1</b>

### Ryan Tannehill (Rushing)

Date	Opp	W-L	G/S	Att	Yds	Avg	Lg	TD
12/16/12	Jax	W	QB	8	52	6.5	30	0
10/26/14	@ Jax	W	QB	5	48	9.6	30	0
9/20/15	@ Jax	L	QB	3	17	5.7	9	0
12/23/18	Jax	L	QB	3	22	7.3	12	0
11/24/19	Jax	W	QB	7	40	5.7	21	2
9/20/20	Jax	W	QB	4	12	3.0	8	0
12/13/20	@ Jax	W	QB	0	0	-	-	0
10/10/21	@ Jax	W	QB	3	21	7.0	8	0
12/12/21	Jax	W	QB	4	29	7.3	17	1
12/11/22	Jax	L	QB	2	16	8.0	8	0
<b>Totals</b>		<b>7-3</b>	<b>10/10</b>	<b>39</b>	<b>257</b>	<b>6.6</b>	<b>30</b>	<b>3</b>

### Malik Willis (Passing)

Date	Opp	W-L	G/S	Att	Cmp	Pct	Yds	Yd/A	TD	TD%	Int	Int%	Lg	Sk	Lst	Rate
None																
<b>Totals</b>		<b>0-0</b>	<b>0/0</b>	<b>0</b>	<b>0</b>	<b>0.0</b>	<b>0</b>	<b>0</b>	<b>0</b>	<b>0</b>	<b>0</b>	<b>0.0</b>	<b>0</b>	<b>0</b>	<b>0</b>	<b>0</b>

### Will Levis (Passing)

Date	Opp	W-L	G/S	Att	Cmp	Pct	Yds	Yd/A	TD	TD%	Int	Int%	Lg	Sk	Lst	Rate
None																
<b>Totals</b>		<b>0-0</b>	<b>0/0</b>	<b>0</b>	<b>0</b>	<b>0.0</b>	<b>0</b>	<b>0</b>	<b>0</b>	<b>0</b>	<b>0</b>	<b>0.0</b>	<b>0</b>	<b>0</b>	<b>0</b>	<b>0</b>

## RUNNING BACKS

### Derrick Henry

Date	Opp	W-L	G/S	Rushing					Receiving				
				Att	Yds	Avg	Lg	TD	Rec	Yds	Avg	Lg	TD
10/27/16	Jax	W		16	60	3.8	15	1	4	37	9.3	15	0
12/24/16	@ Jax	L		4	13	3.3	10	0	2	22	11.0	11	0
9/17/17	@ Jax	W		14	92	6.6	17t	1	0	0	-	-	0
12/31/17	Jax	W	RB	28	51	1.8	13	0	1	66	66.0	66t	1
9/23/18	@ Jax	W	RB	18	57	3.2	14	0	0	0	-	-	0
12/6/18	Jax	W		17	238	14.0	99t	4	0	0	-	-	0
9/19/19	@ Jax	L	RB	17	44	2.6	11	1	1	2	2.0	2	0
11/24/19	Jax	W	RB	19	159	8.4	74t	2	1	16	16.0	16	0
9/20/20	Jax	W	RB	25	84	3.4	14	0	0	0	-	-	0
12/13/20	@ Jax	W	RB	26	215	8.3	47	2	2	7	3.5	6	0
10/10/21	@ Jax	W	RB	29	130	4.5	15	3	0	0	-	-	0
12/11/22	Jax	L	RB	17	121	7.1	50	1	3	34	11.3	16	0
1/7/23	@Jax	L	RB	30	109	3.6	14	0	1	19	19.0	19	0
<b>Totals</b>		<b>9-4</b>	<b>13/9</b>	<b>260</b>	<b>1373</b>	<b>5.3</b>	<b>99</b>	<b>15</b>	<b>15</b>	<b>203</b>	<b>13.5</b>	<b>66</b>	<b>1</b>

### Tyjae Spears

Date	Opp	W-L	G/S	Rushing					Receiving				
				Att	Yds	Avg	Lg	TD	Rec	Yds	Avg	Lg	TD
None													
<b>Totals</b>		<b>0-0</b>	<b>0/0</b>	<b>0</b>	<b>0</b>	<b>-</b>	<b>-</b>	<b>0</b>	<b>0</b>	<b>0</b>	<b>-</b>	<b>-</b>	<b>0</b>

### Jonathan Ward

Date	Opp	W-L	G/S	Rushing					Receiving				
				Att	Yds	Avg	Lg	TD	Rec	Yds	Avg	Lg	TD
9/26/21	@Jax	W		0	0	-	-	0	0	0	-	-	0
1/7/23	@Jax	L		1	-1	-1.0	-1	0	1	3	3.0	3	0
<b>Totals</b>		<b>1-1</b>	<b>2/0</b>	<b>1</b>	<b>-1</b>	<b>-1.0</b>	<b>-1</b>	<b>0</b>	<b>1</b>	<b>3</b>	<b>3.0</b>	<b>3</b>	<b>0</b>

## CAREER GAME-BY-GAME STATS VS. THE JAGUARS: TITANS OFFENSE

### WIDE RECEIVERS

#### Treyton Burks

Date	Opp	W-L	G/S	Rec	Yds	Avg	Lg	TD
1/7/23	@Jax	L	WR	4	19	4.8	9	0
<b>Totals</b>		<b>0-1</b>	<b>1/1</b>	<b>4</b>	<b>19</b>	<b>4.8</b>	<b>9</b>	<b>0</b>

#### Colton Dowell

Date	Opp	W-L	G/S	Rec	Yds	Avg	Lg	TD
None								
<b>Totals</b>		<b>0-0</b>	<b>0/0</b>	<b>0</b>	<b>0</b>	<b>-</b>	<b>-</b>	<b>0</b>

#### DeAndre Hopkins

Date	Opp	W-L	G/S	Rec	Yds	Avg	Lg	TD
11/24/13	Jax	L	WR	1	8	8	8	0
12/5/13	@Jax	L	WR	3	76	25.3	46	0
12/7/14	@Jax	W	WR	4	49	12.3	28	0
12/28/14	Jax	W	WR	2	5	2.5	7	0
10/18/15	@Jax	W	WR	10	148	14.8	29	2
1/3/16	Jax	W	WR	7	89	12.7	20	0
11/13/16	@Jax	W	WR	5	48	9.6	16	0
12/18/16	Jax	W	WR	8	87	10.9	16	0
9/10/17	Jax	L	WR	7	55	7.9	12	1
12/17/17	@Jax	L	WR	4	80	20	40	1
10/21/18	@Jax	W	WR	3	50	16.7	31	1
12/30/18	Jax	W	WR	12	147	12.3	43	0
9/15/19	Jax	W	WR	5	40	8	14	0
11/3/19	@Jax	W	WR	8	48	6	21	1
9/26/21	@Jax	W	WR	3	21	7	8	0
<b>Totals</b>		<b>11-4</b>	<b>15/15</b>	<b>82</b>	<b>951</b>	<b>11.6</b>	<b>46</b>	<b>6</b>

#### Chris Moore

Date	Opp	W-L	G/S	Rec	Yds	Avg	Lg	TD
9/25/16	@Jax	W		1	2	2.0	2	0
9/24/17	@Jax	L		0	0	-	-	0
12/19/21	@Jax	W		0	0	-	-	0
1/1/23	Jax	L	WR	3	21	7.0	12	0
<b>Totals</b>		<b>2-2</b>	<b>4/1</b>	<b>4</b>	<b>23</b>	<b>5.8</b>	<b>12</b>	<b>0</b>

#### Kyle Philips

Date	Opp	W-L	G/S	Rec	Yds	Avg	Lg	TD
None								
<b>Totals</b>		<b>0-0</b>	<b>0/0</b>	<b>0</b>	<b>0</b>	<b>-</b>	<b>-</b>	<b>0</b>

#### Nick Westbrook-Ikhine

Date	Opp	W-L	G/S	Rec	Yds	Avg	Lg	TD
9/20/20	Jax	W		0	0	-	-	0
12/13/20	@Jax	W		0	0	-	-	0
12/12/21	Jax	W	WR	3	31	10.3	15	0
12/11/22	Jax	L	WR	3	23	7.7	13	1
1/7/23	@Jax	L		0	0	-	-	0
<b>Totals</b>		<b>3-2</b>	<b>5/2</b>	<b>6</b>	<b>54</b>	<b>9.0</b>	<b>15</b>	<b>1</b>

### TIGHT ENDS

#### Chig Okonkwo

Date	Opp	W-L	G/S	Rec	Yds	Avg	Lg	TD
12/11/22	Jax	L		6	45	7.5	15	1
1/7/23	@Jax	L	TE	3	42	14.0	21	1
<b>Totals</b>		<b>0-2</b>	<b>2/1</b>	<b>9</b>	<b>87</b>	<b>9.7</b>	<b>21</b>	<b>2</b>

#### Kevin Rader

Date	Opp	W-L	G/S	Rec	Yds	Avg	Lg	TD
12/11/22	Jax	L	TE	0	0	-	-	0
1/7/23	@Jax	L		0	0	-	-	0
<b>Totals</b>		<b>0-1</b>	<b>1/1</b>	<b>0</b>	<b>0</b>	<b>-</b>	<b>-</b>	<b>0</b>

#### Trevon Wesco

Date	Opp	W-L	G/S	Rec	Yds	Avg	Lg	TD
10/27/19	@Jax	L		0	0	-	-	0
12/26/21	Jax	W	TE	0	0	-	-	0
<b>Totals</b>		<b>1-1</b>	<b>2/1</b>	<b>0</b>	<b>0</b>	<b>-</b>	<b>-</b>	<b>0</b>

#### Josh Whyle

Date	Opp	W-L	G/S	Rec	Yds	Avg	Lg	TD
None								
<b>Totals</b>		<b>0-0</b>	<b>0/0</b>	<b>0</b>	<b>0</b>	<b>-</b>	<b>-</b>	<b>0</b>

## CAREER GAME-BY-GAME STATS VS. THE JAGUARS: TITANS SPECIALISTS

### RETURNERS

#### Amani Hooker

Date	Opp	W-L	PR	FC	Yds	Avg	Lg	TD	KR	Yds	Avg	Lg	TD
9/19/19	@Jax	L	0	0	0	-	-	0	0	0	-	-	0
11/24/19	Jax	W	0	0	0	-	-	0	0	0	-	-	0
9/20/20	Jax	W	0	0	0	-	-	0	0	0	-	-	0
12/13/20	@Jax	W	0	0	0	-	-	0	0	0	-	-	0
12/12/21	Jax	W	0	0	0	-	-	0	0	0	-	-	0
12/11/22	Jax	L	0	0	0	-	-	0	0	0	-	-	0
1/7/23	@Jax	L	0	0	0	-	-	0	0	0	-	-	0
<b>Totals</b>		<b>4-3</b>	<b>0</b>	<b>0</b>	<b>0</b>	<b>-</b>	<b>-</b>	<b>0</b>	<b>0</b>	<b>0</b>	<b>-</b>	<b>-</b>	<b>0</b>

#### Eric Garror

Date	Opp	W-L	PR	FC	Yds	Avg	Lg	TD	KR	Yds	Avg	Lg	TD
None													
<b>Totals</b>		<b>0-0</b>	<b>0</b>	<b>0</b>	<b>0</b>	<b>-</b>	<b>-</b>	<b>0</b>	<b>0</b>	<b>0</b>	<b>-</b>	<b>-</b>	<b>0</b>

#### Kyle Philips

Date	Opp	W-L	PR	FC	Yds	Avg	Lg	TD	KR	Yds	Avg	Lg	TD
None													
<b>Totals</b>		<b>0-0</b>	<b>0</b>	<b>0</b>	<b>0</b>	<b>-</b>	<b>-</b>	<b>0</b>	<b>0</b>	<b>0</b>	<b>-</b>	<b>-</b>	<b>0</b>

## CAREER GAME-BY-GAME STATS VS. THE JAGUARS: TITANS SPECIALISTS

### Tyjae Spears

Date	Opp	W-L	PR	FC	Yds	Avg	Lg	TD	KR	Yds	Avg	Lg	TD
None													
<b>Totals</b>		<b>0-0</b>	<b>0</b>	<b>0</b>	<b>0</b>	<b>-</b>	<b>-</b>	<b>0</b>	<b>0</b>	<b>0</b>	<b>-</b>	<b>-</b>	<b>0</b>

### KICKERS

### Nick Folk

Date	Opp	W-L	FGM	FGA	Pct	XPM	XPA	1-19	20-29	30-39	40-49	50+	Lg	KO	TB
9/18/11	Jax	W	3	3	100.0	3	3	0-0	1-1	1-1	1-1	0-0	45	7	1
12/9/12	@Jax	W	1	1	100.0	2	2	0-0	0-0	0-0	1-1	0-0	44	4	1
11/8/15	Jax	W	0	0	-	0	0	0-0	0-0	0-0	0-0	0-0	-	-	-
1/2/22	Jax	W	1	1	100.0	5	6	0-0	0-0	0-0	1-1	0-0	43	0	0
<b>Totals</b>		<b>4-0</b>	<b>5</b>	<b>5</b>	<b>100.0</b>	<b>10</b>	<b>11</b>	<b>0-0</b>	<b>1-1</b>	<b>1-1</b>	<b>3-3</b>	<b>0-0</b>	<b>45</b>	<b>11</b>	<b>1</b>

### PUNTERS

### Ryan Stonehouse

Date	Opp	W-L	Num	Blk	Yds	Avg	Lg	TB	In20	NetAvg
12/11/22	Jax	L	3	0	150	50.0	53	0	0	43.3
1/7/23	@Jax	L	3	0	166	55.3	60	0	0	44.3
<b>Totals</b>		<b>0-2</b>	<b>6</b>	<b>0</b>	<b>316</b>	<b>52.7</b>	<b>60</b>	<b>0</b>	<b>0</b>	<b>43.8</b>

## CAREER GAME-BY-GAME STATS VS. THE JAGUARS: TITANS DEFENSE

### Azeez Al-Shaair (LB)

Date	Opp	W-L	G/S	Tackle	Sack	Int	FF	FR
11/21/21	@Jax	W	SLB	2	0.0	0	0	0
<b>Totals</b>		<b>1-0</b>	<b>1/1</b>	<b>2</b>	<b>0.0</b>	<b>0</b>	<b>0</b>	<b>0</b>

### Denico Autry (DL)

Date	Opp	W-L	G/S	Tackle	Sack	Int	FF	FR
10/23/16	@Jax	W		0	0.0	0	0	0
11/11/18	Jax	W	DT	2	0.0	0	0	0
12/2/18	@Jax	L	DT	7	3.0	0	2	0
11/17/19	Jax	W	DT	0	0.0	0	0	0
9/13/20	@Jax	L	DE	2	2.0	0	0	0
1/3/21	Jax	W	DE	1	0.0	0	0	0
10/10/21	@Jax	W	DT	1	0.0	0	0	0
12/12/21	Jax	W	DE	2	1.0	0	0	0
1/7/23	@Jax	L	DE	0	0.0	0	0	0
<b>Totals</b>		<b>6-3</b>	<b>9/8</b>	<b>15</b>	<b>6.0</b>	<b>0</b>	<b>2</b>	<b>0</b>

### Tre Avery (CB)

Date	Opp	W-L	G/S	Tackle	Sack	Int	FF	FR
1/7/23	@Jax	L		1	0.0	0	0	0
<b>Totals</b>		<b>0-1</b>	<b>1/0</b>	<b>1</b>	<b>0.0</b>	<b>0</b>	<b>0</b>	<b>0</b>

### Chance Campbell (LB)

Date	Opp	W-L	G/S	Tackle	Sack	Int	FF	FR
None								
<b>Totals</b>		<b>0-0</b>	<b>0/0</b>	<b>0</b>	<b>0.0</b>	<b>0</b>	<b>0</b>	<b>0</b>

### Terrell Edmunds (S)

Date	Opp	W-L	G/S	Tackle	Sack	Int	FF	FR
11/18/18	@Jax	W	SS	4	0.0	0	0	0
11/22/20	@Jax	W	SS	4	0.0	2	0	0
<b>Totals</b>		<b>2-0</b>	<b>2/2</b>	<b>8</b>	<b>0.0</b>	<b>2</b>	<b>0</b>	<b>0</b>

### Kristian Fulton (CB)

Date	Opp	W-L	G/S	Tackle	Sack	Int	FF	FR
9/20/20	Jax	W		3	0.0	1	0	0
10/10/21	@Jax	W	CB	5	0.0	0	0	0
12/12/21	Jax	W	CB	4	0.0	1	0	0
1/7/23	@Jax	L	CB	5	0.0	0	0	0
<b>Totals</b>		<b>3-1</b>	<b>4/3</b>	<b>17</b>	<b>0.0</b>	<b>2</b>	<b>0</b>	<b>0</b>

### Eric Garror (CB)

Date	Opp	W-L	G/S	Tackle	Sack	Int	FF	FR
None								
<b>Totals</b>		<b>0-0</b>	<b>0/0</b>	<b>0</b>	<b>0.0</b>	<b>0</b>	<b>0</b>	<b>0</b>

### Jack Gibbens (LB)

Date	Opp	W-L	G/S	Tackle	Sack	Int	FF	FR
12/11/22	Jax	L		0	0.0	0	0	0
1/7/23	@Jax	L	LB	4	0.0	0	0	0
<b>Totals</b>		<b>0-2</b>	<b>2/1</b>	<b>4</b>	<b>0.0</b>	<b>0</b>	<b>0</b>	<b>0</b>

### Luke Gifford (LB)

Date	Opp	W-L	G/S	Tackle	Sack	Int	FF	FR
12/18/22	@Jax	L		0	0.0	0	0	0
<b>Totals</b>		<b>0-1</b>	<b>1/0</b>	<b>0</b>	<b>0.0</b>	<b>0</b>	<b>0</b>	<b>0</b>

### Trevis Gipson (OLB)

Date	Opp	W-L	G/S	Tackle	Sack	Int	FF	FR
12/27/20	@Jax	W		1	0.0	0	0	0
<b>Totals</b>		<b>1-0</b>	<b>1/0</b>	<b>1</b>	<b>0.0</b>	<b>0</b>	<b>0</b>	<b>0</b>

### Amani Hooker (S)

Date	Opp	W-L	G/S	Tackle	Sack	Int	FF	FR
9/19/19	@Jax	L		0	0.0	0	0	0
11/24/19	Jax	W		0	0.0	0	0	0
9/20/20	Jax	W		2	0.0	0	0	0
12/13/20	@Jax	W	S	7	0.0	0	0	0
12/12/21	Jax	W	S	2	0.0	0	0	0
12/11/22	Jax	L	S	4	0.0	0	0	0
1/7/23	@Jax	L	S	5	0.0	0	0	0
<b>Totals</b>		<b>4-3</b>	<b>7/4</b>	<b>20</b>	<b>0.0</b>	<b>0</b>	<b>0</b>	<b>0</b>

### Matthew Jackson (S)

Date	Opp	W-L	G/S	Tackle	Sack	Int	FF	FR
None								
<b>Totals</b>		<b>0-0</b>	<b>0/0</b>	<b>0</b>	<b>0.0</b>	<b>0</b>	<b>0</b>	<b>0</b>

### Jaleel Johnson (DT)

Date	Opp	W-L	G/S	Tackle	Sack	Int	FF	FR
12/6/20	Jax	W	DT	2	0.0	0	0	0
12/19/21	@Jax	W		1	0.0	0	0	0
<b>Totals</b>		<b>2-0</b>	<b>2/1</b>	<b>3</b>	<b>0.0</b>	<b>0</b>	<b>0</b>	<b>0</b>

## CAREER GAME-BY-GAME STATS VS. THE JAGUARS: TITANS DEFENSE

### Anthony Kendall (CB)

Date	Opp	W-L	G/S	Tackle	Sack	Int	FF	FR
None								
<b>Totals</b>		<b>0-0</b>	<b>0/0</b>	<b>0</b>	<b>0.0</b>	<b>0</b>	<b>0</b>	<b>0</b>

### Arden Key (OLB)

Date	Opp	W-L	G/S	Tackle	Sack	Int	FF	FR
11/21/21	@Jax	W		2	1.0	0	0	0
<b>Totals</b>		<b>1-0</b>	<b>1/0</b>	<b>2</b>	<b>1.0</b>	<b>0</b>	<b>0</b>	<b>0</b>

### Harold Landry III (OLB)

Date	Opp	W-L	G/S	Tackle	Sack	Int	FF	FR
9/23/18	@Jax	W		2	0.0	0	0	0
12/6/18	Jax	W		2	0.0	0	0	0
9/19/19	@Jax	L	LB	3	0.0	0	0	0
11/24/19	Jax	W	LB	5	1.0	0	0	0
9/20/20	Jax	W	LB	5	0.0	1	0	0
12/13/20	@Jax	W	LB	2	0.0	0	0	0
10/10/21	@Jax	W	LB	7	2.0	0	0	0
12/12/21	Jax	W	LB	3	1.0	0	0	0
<b>Totals</b>		<b>7-1</b>	<b>8/6</b>	<b>29</b>	<b>4.0</b>	<b>1</b>	<b>0</b>	<b>0</b>

### Roger McCreary (CB)

Date	Opp	W-L	G/S	Tackle	Sack	Int	FF	FR
12/11/22	Jax	L	CB	5	0.0	0	0	0
1/7/23	@Jax	L	CB	1	0.0	0	0	0
<b>Totals</b>		<b>0-2</b>	<b>2/2</b>	<b>6</b>	<b>0.0</b>	<b>0</b>	<b>0</b>	<b>0</b>

### Elijah Molden (CB)

Date	Opp	W-L	G/S	Tackle	Sack	Int	FF	FR
10/10/21	@Jax	W		3	0.0	0	1	0
12/12/21	Jax	W	CB	5	0.0	0	0	0
<b>Totals</b>		<b>2-0</b>	<b>2/1</b>	<b>8</b>	<b>0.0</b>	<b>0</b>	<b>1</b>	<b>0</b>

### Caleb Murphy (OLB)

Date	Opp	W-L	G/S	Tackle	Sack	Int	FF	FR
None								
<b>Totals</b>		<b>0-0</b>	<b>0/0</b>	<b>0</b>	<b>0.0</b>	<b>0</b>	<b>0</b>	<b>0</b>

### Sean Murphy-Bunting (CB)

Date	Opp	W-L	G/S	Tackle	Sack	Int	FF	FR
12/1/19	@Jax	W	CB	0	0.0	1	0	0
<b>Totals</b>		<b>1-0</b>	<b>1/1</b>	<b>0</b>	<b>0.0</b>	<b>1</b>	<b>0</b>	<b>0</b>

### Kyle Peko (DT)

Date	Opp	W-L	G/S	Tackle	Sack	Int	FF	FR
12/12/21	Jax	W		0	0.0	0	0	0
<b>Totals</b>		<b>1-0</b>	<b>1/0</b>	<b>0</b>	<b>0.0</b>	<b>0</b>	<b>0</b>	<b>0</b>

### Monty Rice (LB)

Date	Opp	W-L	G/S	Tackle	Sack	Int	FF	FR
10/10/21	@Jax	W		0	0.0	0	0	0
12/11/22	Jax	L	LB	12	0.0	0	0	0
1/7/23	@Jax	L		8	0.0	0	0	0
<b>Totals</b>		<b>1-2</b>	<b>3/1</b>	<b>20</b>	<b>0.0</b>	<b>0</b>	<b>0</b>	<b>0</b>

### Jeffery Simmons (DT)

Date	Opp	W-L	G/S	Tackle	Sack	Int	FF	FR
11/24/19	Jax	W	DE	5	0.0	0	0	0
9/20/20	Jax	W	DT	3	0.0	0	0	0
12/13/20	@Jax	W	DT	1	0.0	0	0	0
10/10/21	@Jax	W	DT	3	0.0	0	0	0
12/12/21	Jax	W	DT	3	0.0	0	0	0
12/11/22	Jax	L	DT	0	0.0	0	0	0
1/7/23	@Jax	L	DT	1	0.0	0	0	0
<b>Totals</b>		<b>5-2</b>	<b>7/7</b>	<b>16</b>	<b>0.0</b>	<b>0</b>	<b>0</b>	<b>0</b>

### Teair Tart (DT)

Date	Opp	W-L	G/S	Tackle	Sack	Int	FF	FR
10/10/21	@Jax	W	NT	0	0.0	0	0	0
12/11/22	Jax	L	NT	1	0.0	0	0	0
1/7/23	@Jax	L	DT	3	1.0	0	0	0
<b>Totals</b>		<b>1-2</b>	<b>3/3</b>	<b>4</b>	<b>1.0</b>	<b>0</b>	<b>0</b>	<b>0</b>

### K'Von Wallace (S)

Date	Opp	W-L	G/S	Tackle	Sack	Int	FF	FR
10/2/22	Jax	W		0	0.0	0	0	0
<b>Totals</b>		<b>1-0</b>	<b>1/0</b>	<b>0</b>	<b>0.0</b>	<b>0</b>	<b>0</b>	<b>0</b>

### Rashad Weaver (OLB)

Date	Opp	W-L	G/S	Tackle	Sack	Int	FF	FR
12/11/22	Jax	L		1	0.0	0	0	0
1/7/23	@Jax	L	LB	0	0.0	0	0	1
<b>Totals</b>		<b>0-2</b>	<b>2/1</b>	<b>1</b>	<b>0.0</b>	<b>0</b>	<b>0</b>	<b>1</b>



## REGULAR TITANS LINEUP

### OFFENSIVE STARTERS

**WR 16-Treyton Burks (6-2, 225, 2nd Year/2nd with Titans, Arkansas)** - The 18th overall pick in 2022 tied for third on the team in receiving yards (444) and tied for third in receptions (33) as a rookie. In three years at Arkansas (2019-21), he became the sixth all-time leading receiver in school history (146 receptions for 2,399 yards) and tied for the fifth-most touchdown catches in school annals (18).

	G	GS	Rec	Yds	Avg	Lg	TD
2023	5	5	8	122	15.3	70	0
Career	16	11	41	566	13.8	70	1

**TE 88-Trevon Wesco (6-3, 267, 5th year/1st with Titans, West Virginia)** - A fourth-round pick in 2019, Wesco began his career with three years at the New York Jets (2019-21) and one season with the Bears (2022) before joining the Titans as an unrestricted free agent in 2023.

	G	GS	Rec	Yds	Avg	Lg	TD
2023	9	7	1	21	21.0	21	0
Career	63	20	9	134	14.9	32	0

**LT 71-Andre Dillard (6-5, 315, 5th Year/1st with Titans, Washington State)** - The 22nd overall pick in 2019 spent four years in Philadelphia before signing with the Titans in 2023. He appeared in 43 games with nine starts for the Eagles.

2023 G/GS: 9/8, Career G/GS: 52/17

**LG 77-Peter Skoronski (6-4, 313, Rookie, Northwestern)** - The 11th overall pick did not miss a game or a start in his three seasons at Northwestern, appearing in 33 contests at left tackle. In his third year, he became the first unanimous first-team All-American in Northwestern history.

2023 & Career G/GS: 6/6

**C 55-Aaron Brewer (6-1, 295, 4th Year/4th with Titans, Texas State)** - The former undrafted free agent emerged as a full-time starter in 2022 at left guard before shifting to center for 2023. He started 23 games from 2020-22.

2023 G/GS: 9/9, Career G/GS: 50/32

**RG 60-Daniel Brunskill (6-5, 300, 5th Year/1st with Titans, San Diego St.)** - After entering the NFL as a rookie free agent in 2017, he spent two years with Atlanta before joining the 49ers in 2019. He started 42 total games at four different positions before arriving in Tennessee.

2023 G/GS: 8/8, Career G/GS: 69/50

**RT 66-Chris Hubbard (6-4, 295, 10th Year/1st with Titans, Alabama-Birmingham)** - Before signing with the Titans at the start of training camp in 2023, he was with the Steelers from 2013-17 and with the Browns from 2018-22. He appeared in 85 career games with 49 starts in that time period.

2023: 8/8, Career G/GS: 93/57

**TE 85-Chig Okonkwo (6-3, 238, 2nd Year/2nd with Titans, Maryland)** - The 2022 fourth-rounder set the franchise rookie tight end record with 450 receiving yards and tied for the third-best reception total (32) among Titans/Oilers rookie tight ends. At Maryland (2018-21), he had 77 catches for 717 yards and eight touchdowns.

	G	GS	Rec	Yds	Avg	Lg	TD
2023	9	7	27	200	7.4	20	0
Career	26	15	59	650	11.0	48	3

**WR 10-DeAndre Hopkins (6-1, 212, 11th Year/1st with Titans, Clemson)** - A first-round pick in 2013, the five-time Pro Bowler played in Houston from 2013-19 and in Arizona from 2020-22. During his first 10 seasons, he led the NFL in receptions (853) and was second in receiving yards (11,298).

	G	GS	Rec	Yds	Avg	Lg	TD
2023	9	9	38	591	15.6	61t	3
Career	154	154	891	11,889	13.3	76t	74

**QB 8-Will Levis (6-4, 229, Rookie, Kentucky)** - The second-round pick (33rd overall) spent two years at Kentucky after beginning his collegiate career at Penn State. He was 17-7 as a starter at Kentucky, passing for 5,233 yards and 43 touchdowns with 11 additional rushing touchdowns.

	G	GS	Att	Cmp	Pct	Yds	TD	Int	Lg	Sk	Rate
'23/Career	3	3	107	60	56.1	699	4	2	61t	10	80.7

**RB 22-Derrick Henry (6-3, 247, 8th Year/8th with Titans, Alabama)** - The former Heisman winner, 2016 second-round pick and two-time NFL rushing champion (2019-20) finished second in the NFL in rushing in 2022 (1,538 yards). No NFL player had more rushing yards (8,335) or rushing touchdowns (78) from 2016 to 2022.

	G	GS	Att	Yds	Avg	Lg	TD	Rec	Yds	Avg	Lg	TD
2023	9	9	148	625	4.2	63	4	19	161	8.5	46	0
Career	111	80	1,898	8,960	4.7	99t	82	146	1,405	9.6	75t	3

### OFFENSIVE RESERVES

**WR 14-Colton Dowell (6-3, 312, Rookie, Tennessee-Martin)** - The seventh-round pick and native of Lebanon, Tenn., appeared in 47 collegiate games and totaled 177 receptions for 2,796 yards and 19 touchdowns.

	G	GS	Rec	Yds	Avg	Lg	TD
2023/Career	3	0	0	0	-	-	0

**C/G 62-Corey Levin (6-4, 307, 5th Year/5th with Titans, Chattanooga)** - A sixth-round pick in 2017, Levin re-joined the Titans in 2021 after being claimed off waivers from the N.Y. Jets. He also spent time with the Broncos, Bears and Patriots. His 17 games played and three starts in 2022 were career highs.

2023 G/GS: 8/0, Career G/GS: 53/4

**WR 11-Chris Moore (6-1, 200, 8th Year/1st with Titans, Cincinnati)** - A fourth-round pick in 2016, Moore spent five seasons with the Ravens before playing with the Texans from 2021-22. He had a career-best 48 receptions and 548 yards in 2022.

	G	GS	Rec	Yds	Avg	Lg	TD
2023	9	2	8	190	23.8	49	0
Career	98	15	124	1,476	11.9	67t	8

**WR 18-Kyle Phillips (5-11, 189, 2nd Year/2nd with Titans, UCLA)** - The fifth-round receiver was limited to four games as a rookie due to injuries. At UCLA, he totaled 163 receptions for 1,821 yards and 17 touchdowns, and he added 25 punt returns for 496 yards (19.8 avg.) and two scores.

	G	GS	Rec	Yds	Avg	Lg	TD
2023	5	0	11	159	14.5	29	0
Career	9	0	19	237	12.5	29	0

**OL 75-Dillon Radunz (6-6, 301, 3rd Year/3rd with Titans, North Dakota State)** - The 2021 second-round draft pick appeared in 23 games with five starts in his first two seasons, including four starts in 2022. He started 32 career games at left tackle in college.

2023 G/GS: 8/3, Career G/GS: 31/8

**RB 32-Tyjae Spears (5-11, 195, Rookie, Tulane)** - The third-round pick appeared in 33 games with 20 starts at Tulane, totaling 2,910 yards and 31 touchdowns on 427 carries and adding 48 receptions for 564 yards and three scores. He ended his career as the school's all-time leader in yards per carry (6.8).

	G	GS	Att	Yds	Avg	Lg	TD	Rec	Yds	Avg	Lg	TD
'23/Career	9	0	44	234	5.3	23	1	26	166	6.4	48	0

**QB 17-Ryan Tannehill (6-4, 217, 12th Year/5th with Titans, Texas A&M)** - Acquired via trade from Miami in 2019, he led the Titans to three consecutive playoff appearances and two division titles in his first three seasons. From the time he took over as the Titans' starter in 2019 through 2022, his 100.7 passer rating ranked fourth in the NFL.

	G	GS	Att	Cmp	Pct	Yds	TD	Int	Lg	Sk	Rate
2023	6	6	158	98	62.0	1,128	2	6	70	19	71.9
Career	151	149	4,692	3,012	64.2	34,393	214	114	91t	402	91.2

**WR 15-Nick Westbrook-Ikhine (6-2, 211, 4th Year/4th with Titans, Indiana)** - The former undrafted free agent emerged as a regular on offense in 2021, and in 2022, he set a career high in games (17) and starts (13).

	G	GS	Rec	Yds	Avg	Lg	TD
2023	9	4	19	233	12.3	33t	3
Career	56	25	85	1,139	13.4	63t	10

**TE 81-Josh Whyle (6-7, 248, Rookie, Cincinnati)** - The fifth-round pick appeared in 52 games with 20 starts over five seasons at Cincinnati, catching 88 passes for 1,062 yards. His 15 career touchdown grabs set the Bearcats' school record for a tight end.

	G	GS	Rec	Yds	Avg	Lg	TD
2023/Career	8	2	6	60	10.0	24	1

**QB 7-Malik Willis (6-1, 219, 2nd Year/2nd with Titans, Liberty)** - The 2022 third-rounder appeared in eight games with three starts as a rookie. In college, he spent three years at Liberty after transferring from Auburn, and during two seasons as Liberty's starter (2020-21), he led the FBS with 74 total passing (47) and rushing (27) touchdowns.

	G	GS	Att	Cmp	Pct	Yds	TD	Int	Lg	Sk	Rate
2023	3	0	5	4	80.0	74	0	0	48	4	118.8
Career	11	3	66	35	53.0	350	0	3	48	14	49.4

### SPECIALISTS

**LS 46-Morgan Cox (6-4, 233, 14th Year/3rd with Titans, Tennessee)** - Cox earned his fifth Pro Bowl berth in 2022. He was signed as an unrestricted free agent in 2021 after playing his first 11 seasons in Baltimore, where he was selected to four Pro Bowls.

2023 G/GS: 9/0, Career G/GS: 208/0

## REGULAR TITANS LINEUP

**K 6-Nick Folk (6-1, 225, 16th Year/1st with Titans, Arizona)** - Folk spent 15 previous seasons with Dallas (2007-09), New York Jets (2010-2016), Tampa Bay (2017) and New England (2019-22) before a 2023 trade sent him from the Patriots to the Titans. He holds the NFL record for consecutive field goals made (64) under 50 yards.

	G	FGM	FGA	Pct	Lg	XPM	XPA	Pts
2023	9	21	22	95.5	53	13	13	76
Career	220	374	448	83.5	56	471	486	1,593

**P 4-Ryan Stonehouse (5-10, 193, 2nd Year/2nd with Titans, Colorado State)** - The undrafted rookie was named second-team All-Pro in 2022 after setting the NFL record for gross punting average (53.1) as well as the record for rookie net punting average (44.0).

	G	Punt	Yds	Avg	TB	In20	Lg	Blk	NetAvg
2023	9	38	2,004	52.7	6	20	74	0	44.0
Career	26	128	6,783	53.0	15	50	74	0	44.0

### DEFENSIVE STARTERS

**DE 96-Denico Autry (6-5, 285, 10th Year/3rd with Titans, Mississippi State)** - Originally a rookie free agent with the Raiders in 2014, he played for the Raiders (2014-17) and Colts (2018-20) before joining the Titans in 2021. His 17 sacks from 2021-22 led the Titans, as did his eight sacks in 2022.

	GP	GS	Tackle	Sack	QBP	TFL	Int	PD	FF	FR
2023	9	8	30	6.0	27	6	0	3	1	0
Career	134	83	305	53.5	169	74	0	32	6	3

**NT 93-Teair Tart (6-2, 304, 4th Year/4th with Titans, Florida International)** - Originally an undrafted free agent in 2020, his production increased in each of his first three seasons, including career highs with 16 starts, 34 tackles and 1.5 sacks in 2022.

	GP	GS	Tackle	Sack	QBP	TFL	Int	PD	FF	FR
2023	7	5	15	1.0	10	5	0	0	0	0
Career	41	32	70	2.5	37	13	1	7	0	1

**DT 98-Jeffery Simmons (6-4, 305, 5th Year/5th with Titans, Mississippi State)** - The 19th overall draft pick in 2019 appeared in 56 games with 54 starts in his first four seasons. From 2020-22, he led the team with 19 sacks, including 7.5 sacks in 2022. He earned Pro Bowl berths in 2021 and 2022.

	GP	GS	Tackle	Sack	QBP	TFL	Int	PD	FF	FR
2023	9	9	36	4.5	30	7	0	1	1	0
Career	65	63	232	25.5	165	33	0	20	3	3

**OLB 49-Arden Key (6-5, 240, 6th Year/1st with Titans, Louisiana State)** - The former third-round pick signed in Tennessee in 2023 following stops in Oakland/Las Vegas (2018-20), San Francisco (2021) and Jacksonville (2022). He totaled 14 sacks in 71 career games before arriving in Tennessee.

	GP	GS	Tackle	Sack	QBP	TFL	Int	PD	FF	FR
2023	9	3	14	2.5	31	2	0	1	0	0
Career	80	16	112	16.5	149	20	0	6	0	1

**LB 2-Azeez Al-Shaair (6-2, 228, 5th Year/1st with Titans, Florida Atlantic)** - The former undrafted free agent signed with the Titans in 2023 after appearing in 56 games with 31 starts in four seasons with the 49ers (2019-22).

	GP	GS	Tackle	Sack	QBP	TFL	Int	PD	FF	FR
2023	9	9	89	1.0	6	4	0	3	0	1
Career	65	40	280	3.0	15	15	2	10	2	4

**LB 50-Jack Gibbens (6-3, 242, 2nd Year/2nd with Titans, Minnesota)** - The 2022 undrafted rookie appeared in four games with one start in 2022. In college, he posted 92 tackles in one season at Minnesota (2021) after playing four seasons at Abilene Christian (2017-20).

	GP	GS	Tackle	Sack	QBP	TFL	Int	PD	FF	FR
2023	9	9	60	1.0	4	2	0	1	0	0
Career	14	11	87	1.0	4	2	1	2	0	0

**OLB 58-Harold Landry III (6-2, 252, 6th Year/6th with Titans, Boston College)** - The 41st overall draft pick in 2018 totaled a team-high 31 sacks from 2018-21. He started every game for the third consecutive season in 2021 and led the defense with a career-high 12 sacks, earning his first Pro Bowl berth. He missed the entire 2022 campaign while on injured reserve.

	GP	GS	Tackle	Sack	QBP	TFL	Int	PD	FF	FR
2023	9	6	32	5.0	19	6	0	0	0	0
Career	73	58	303	36.0	146	36	2	8	3	2

**CB 0-Sean Murphy-Bunting (6-0, 195, 5th Year/1st with Titans, Central Michigan)** - The 2019 second-rounder spent his first four seasons in Tampa Bay before signing with the Titans in 2023. In 53 career games with the Bucs, he notched 36 starts and six interceptions.

	GP	GS	Tackle	Sack	QBP	TFL	Int	PD	FF	FR
2023	8	8	32	0.0	1	0	1	4	2	1
Career	61	44	210	1.0	8	6	7	25	6	2

**CB 21-Roger McCreary (5-11, 190, 2nd Year/2nd with Titans, Auburn)** - The 2022 second-rounder started all 17 games as a rookie and ranked third on the team with 85 tackles. He was a two-year starter at Auburn, where he compiled six interceptions and 35 passes defended in 42 games (23 starts).

	GP	GS	Tackle	Sack	QBP	TFL	Int	PD	FF	FR
2023	7	4	36	2.0	4	3	1	1	1	0
Career	24	21	120	2.0	5	5	2	9	1	0

**S 37-Amani Hooker (5-11, 210, 5th Year/5th with Titans, Iowa)** - The 2019 fourth-round pick played in 53 games with 24 starts in his first four seasons. His six total interceptions from 2020-22 ranked second on the team. Injuries limited him to nine games in 2022.

	GP	GS	Tackle	Sack	QBP	TFL	Int	PD	FF	FR
2023	8	8	50	0.0	2	3	1	4	0	0
Career	61	32	215	0.0	6	6	7	19	2	1

**CB 26-Kristian Fulton (5-11, 197, 4th Year/4th with Titans, Louisiana State)** - The 2020 second-rounder appeared in 30 games with 26 starts over his first three seasons, totaling four interceptions and 20 passes defended. He produced 48 tackles and one interception in 2022.

	GP	GS	Tackle	Sack	QBP	TFL	Int	PD	FF	FR
2023	8	8	38	0.0	0	2	0	5	0	0
Career	38	34	142	1.0	1	6	4	25	1	1

### DEFENSIVE RESERVES

**CB 23-Tre Avery (5-11, 181, 2nd Year/2nd with Titans, Rutgers)** - The undrafted rookie appeared in 14 games with three starts in 2022 and led the team with nine passes defended. At Rutgers, he played 35 games with 22 starts and totaled four career interceptions.

	GP	GS	Tackle	Sack	QBP	TFL	Int	PD	FF	FR
2023	8	0	14	0.0	0	1	0	1	0	0
Career	22	3	37	0.0	0	2	0	10	0	0

**S 38-Terrell Edmunds (6-1, 217, 6th Year/1st with Titans, Virginia Tech)** - The 28th overall draft pick in 2018 spent five seasons with the Steelers before signing with the Eagles in 2023. He was acquired by the Titans in a trade on Oct. 23, 2023.

	GP	GS	Tackle	Sack	QBP	TFL	Int	PD	FF	FR
2023	10	4	31	0	1	0	0	0	1	0
Career	89	79	436	5.0	20	15	5	26	1	1

**OLB 51-Trevis Gipson (6-4, 263, 4th Year/1st with Titans, Tulsa)** - Gipson was signed as a free agent prior to the 2023 season after spending the first three seasons of his career in Chicago, where he totaled 10 sacks in 40 games.

	GP	GS	Tackle	Sack	QBP	TFL	Int	PD	FF	FR
2023	7	0	6	1.0	6	0	0	0	1	0
Career	47	19	78	11.0	59	11	0	5	6	1

**DB 24-Elijah Molden (5-10, 192, 3rd Year/3rd with Titans, Washington)** - The third-round draft pick (100th overall) appeared in 16 games as a rookie in 2021, including seven starts in sub-packages. He was limited to two games and one start in 2022 due to two separate stints on injured reserve.

	GP	GS	Tackle	Sack	QBP	TFL	Int	PD	FF	FR
2023	7	4	39	0.0	1	1	0	1	0	0
Career	25	12	104	0.0	8	5	1	5	1	1

**DT 95-Kyle Peko (6-1, 305, 5th Year/2nd with Titans, Oregon State)** - Peko rejoined the Titans during the 2023 preseason. He previously spent 2021 in Tennessee in addition to stints with the Broncos (2016-17, 2019), Bills (2018-19), Colts (2019) and Raiders (2022).

	GP	GS	Tackle	Sack	QBP	TFL	Int	PD	FF	FR
2023	9	8	15	0.0	0	2	0	0	0	0
Career	38	11	49	2.0	5	4	0	1	1	0

**LB 56-Monty Rice (6-0, 233, 3rd Year/3rd with Titans, Georgia)** - The Huntsville, Ala., native was selected in the third round of the 2021 NFL Draft after four seasons at Georgia (2017-20). In 2022, he appeared in 13 games with six starts, and his 63 tackles ranked fourth on the team.

	GP	GS	Tackle	Sack	QBP	TFL	Int	PD	FF	FR
2023	9	0	4	0.0	0	0	0	0	0	0
Career	32	10	97	0.0	3	4	0	2	0	0

**OLB 99-Rashad Weaver (6-4, 259, 3rd Year/3rd with Titans, Pittsburgh)** - The fourth-round pick recovered from a season-ending injury in 2021 to appear in 16 games in 2022, when his 5.5 sacks ranked fourth on the team.

	GP	GS	Tackle	Sack	QBP	TFL	Int	PD	FF	FR
2023	7	0	5	0.0	1	1	0	0	0	0
Career	25	4	34	5.5	40	8	0	6	2	1

GAME PREVIEW

TEAM NOTES

PLAYER NOTES

MEDIA

STATISTICS

ROSTERS




## LAST WEEK VS. THE BUCCANEERS



# Week 10: Titans 6, Buccaneers 20

Sunday, Nov. 12, 2023 • 1:00 p.m. EDT • Raymond James Stadium



In Week 10 of the 2023 season, the Titans traveled to Tampa Bay to take on the Buccaneers and fell by a score of 20-6.

The Titans got on the board on the opening possession with a 38-yard field goal by **K Nick Folk** to take an early 3-0 lead. The 12-play, 55-yard drive was highlighted by a 15-yard reception by **WR DeAndre Hopkins** from **QB Will Levis** and a 15-yard rush by **RB Tyjae Spears**.

Tampa Bay then began their march down the field, making it to the Tennessee 35-yard line on a pair of completions for 37 yards by **QB Baker Mayfield** before he was intercepted by **CB Roger McCreary** in the end zone.

The two teams then traded punts before Tennessee took over at the Tampa Bay 41-yard line after **DB Eric Garrow** returned the punt 15 yards. But the Titans were forced to settle for a 51-yard field goal attempt that was missed by Folk with 12:39 left in the half.

Three-and-outs and punts by both teams gave the Buccaneers the ball at their own 15-yard line with 8:48 left in the half. The Buccaneers drove to the Tennessee 43-yard line when Mayfield found **RB Rachaad White** on a screen pass out of the backfield and he ran it the rest of the way for the touchdown to take a 7-3 lead.

Tampa Bay opened the second half with a 25-yard field goal by **K Chase McLaughlin**. Mayfield found **WR Mike Evans** for a 43 yard completion to set up first-and-goal but a one-yard run by White and two incompletions from Mayfield forced the field goal.

Later in the third quarter, Tampa Bay scored again with a 22-yard touchdown completion from Mayfield to Evans to take a 17-3 lead.

The Titans cut the lead to 17-6 with a 27-yard field goal by Folk after driving to the Tampa Bay six-yard line.

The Buccaneers answered and stretched the lead back to 20-6 on the next possession with a 35-yard field goal by McLaughlin with 7:01 left in the game. Neither team scored again as the Buccaneers were forced to punt twice and Tennessee was unable to convert on two fourth-down chances.

### SCORING

	1	2	3	4	Final
Tennessee	3	0	0	3	6
Tampa Bay	0	7	10	3	20

TEAM	SCORING PLAY	TIME
Titans	N.Folk 38 yd. Field Goal	1-8:34
Buccaneers	R.White 43 yd. pass from B.Mayfield (C.McLaughlin kick)	2-5:39
Buccaneers	C.McLaughlin 25 yd. Field Goal	3-10:42
Buccaneers	M.Evans 22 yd. pass from B.Mayfield (C.McLaughlin kick)	3-2:46
Titans	N.Folk 27 yd. Field Goal	4-12:54
Buccaneers	C.McLaughlin 35 yd. Field Goal	4-7:01

Missed FGs: N.Folk 51WR

Attendance: 62,725

Time of Game: 2:55

Weather: 85°, Cloudy, Humidity 66%, Wind W 6 mph

Referee: Alan Eck

[CLICK TO WATCH HIGHLIGHTS](#)



### TEAM STATISTICS

	Titans	Buccaneers
TOTAL FIRST DOWNS	14	19
THIRD DOWN EFFICIENCY	6-15-40.0%	7-15-46.7%
FOURTH DOWN EFFICIENCY	0-2-0.0%	0-0-0.0%
TOTAL NET YARDS	209	340
Plays - Avg.	59-3.5	61-5.6
NET YARDS RUSHING	42	77
Rushes - Avg.	16-2.6	29-2.7
NET YARDS PASSING	167	263
Sacks - Yards Lost	4-32	3-15
PASS ATT-COMP-INT	39-19-1	29-18-1
PUNTS - Avg.	4-56.8	5-34.2
Net Punting Average	48.0	29.6
PUNT RETURNS - Yards	3-23	2-15
KICKOFF RETURNS - Yards	0-0	0-0
INTERCEPTIONS - Yards	1-18	1-28
PENALTIES Number and Yards	5-35	7-50
FUMBLES Number and Lost	0-0	0-0
TOUCHDOWNS	0	2
EXTRA POINTS Made-Attempts	0-0	2-2
RED ZONE EFFICIENCY	0-2-0%	0-2-0%
GOAL TO GO EFFICIENCY	0-2-0%	0-1-0%
SAFETIES	0	0
GIVEAWAYS	1	1
TAKEAWAYS	1	1
TIME OF POSSESSION	28:20	31:40

### TITANS STARTERS

OFFENSE		DEFENSE	
WR 10	D.Hopkins	DE 96	D.Aurty
TE 85	C.Okonkwo	DT 93	T.Tart
LT 71	A.Dillard	DT 98	J.Simmons
LG 77	P.Skoronski	DE 95	K.Peko
C 55	A.Brewer	OLB 58	H.Landry
RG 75	D.Radunz	ILB 2	A.Al-Shaair
RT 66	C.Hubbard	ILB 50	J.Gibbens
TE 88	T.Wesco	S 24	E.Molden
QB 8	W.Levis	CB 26	K.Fulton
TE 81	J.Whyle	CB 21	R.McCreary
RB 22	D.Henry	S 37	A.Hooker

### BUCCANEERS STARTERS

OFFENSE		DEFENSE	
WR 13	M.Evans	DL 94	C.Kancey
WR 14	C.Godwin	DL 90	L.Hall
TE 87	P.Durham	NT 50	V.Vea
LT 78	T.Wirfs	OLB 9	J.Tryon
LG 64	A.Stinne	ILB 45	D.White
C 70	R.Hainsey	ILB 54	L.David
RG 69	C.Mauch	OLB 7	S.Barrett
RT 67	L.Goedeke	CB 27	Z.McCollum
TE 88	C.Otton	CB 35	J.Dean
QB 6	B.Mayfield	S 31	A.Winfield
RB 1	R.White	S 23	R.Neal

### TITANS INDIVIDUAL STATISTICS

Rushing	Att	Yds	Avg	Lg	TD
D.Henry	11	24	2.2	8	0
T.Spears	5	18	3.6	15	0
<b>Total</b>	<b>16</b>	<b>42</b>	<b>2.6</b>	<b>15</b>	<b>0</b>

Passing	Att	Cmp	Yds	TD	Lg	IN	Rt
W.Levis	39	19	199	0	29	1	53.3
<b>Total</b>	<b>39</b>	<b>19</b>	<b>199</b>	<b>0</b>	<b>29</b>	<b>1</b>	<b>53.3</b>

Receiving	No	Yds	Avg	Lg	TD
T.Spears	4	42	10.5	15	0
K.Philips	3	61	20.3	29	0
D.Hopkins	3	27	9.0	15	0
C.Okonkwo	3	27	9.0	15	0
C.Moore	2	21	10.5	11	0
J.Whyle	2	16	8.0	10	0
N.Westbrook-Ikhine	1	9	9.0	9	0
D.Henry	1	-4	-4.0	-4	0
<b>Total</b>	<b>19</b>	<b>199</b>	<b>10.5</b>	<b>29</b>	<b>0</b>

Interceptions	No	Yds	Avg	Lg	TD
R.McCreary	1	18	18.0	18	0

**Leading Tacklers (Press Box Totals)**  
H.Landry 9-4-5; E.Molden 8-6-2

**Sacks:** D.Aurty 1; H.Landry 1; T.Tart 1  
**FF:** None  
**FR:** None

### BUCCANEERS INDIVIDUAL STATISTICS

Rushing	Att	Yds	Avg	Lg	TD
R.White	20	51	2.6	11	0
B.Mayfield	3	12	4.0	9	0
C.Edmonds	4	9	2.3	9	0
D.Thompkins	1	6	6.0	6	0
K.Trask	1	-1	-1.0	-1	0
<b>Total</b>	<b>29</b>	<b>77</b>	<b>2.7</b>	<b>11</b>	<b>0</b>

Passing	Att	Cmp	Yds	TD	Lg	IN	Rt
B.Mayfield	29	18	278	2	43	1	102.4
<b>Total</b>	<b>29</b>	<b>18</b>	<b>278</b>	<b>2</b>	<b>43</b>	<b>1</b>	<b>102.4</b>

Receiving	No	Yds	Avg	Lg	TD
M.Evans	6	143	23.8	43	1
C.Godwin	4	54	13.5	17	0
R.White	2	47	23.5	43	1
T.Palmer	2	21	10.5	15	0
C.Otton	2	10	5.0	6	0
D.Thompkins	1	5	5.0	5	0
C.Edmonds	1	-2	-2.0	-2	0
<b>Total</b>	<b>18</b>	<b>278</b>	<b>15.4</b>	<b>43</b>	<b>2</b>

**Interceptions** No Yds Avg Lg TD  
A.Winfield 1 28 28.0 28 0

**Leading Tacklers (Press Box Totals)**  
A.Winfield 6-3-3; Z.McCollum 5-3-2; L.David 5-3-2

**Sacks:** S.Barrett 1; Y.Diaby 1; V.Vea 1; D.White 1  
**FF:** None  
**FR:** None

## NOTES FROM LAST WEEK'S GAME

### TEAM NOTES

- The kickoff temperature at Tampa Bay was 85 degrees with 66 percent humidity, equating to a 91-degree heat index. The 85-degree temperature made it the franchise's warmest game in November, December or January during its "Titans era," which began in 1999. The previous high post-October temperature in the Titans era, including playoffs, was 80 degrees at Jacksonville on Nov. 21, 2004.
- The Titans were penalized five times for 35 yards. The five penalties tied for their second fewest in 2023, and the 35 yards made up their second-lowest total in 2023.
- For the sixth time in 2023, the Titans scored on their opening possession. All six drives have resulted in field goals. At Tampa Bay, they moved the ball 55 yards on 12 plays, and **Nick Folk** made a 38-yard field goal to cap the series.
- The Titans defense limited the Buccaneers to 77 rushing yards. It was the fifth time in 2023 that their opponents were kept under 100 rushing yards.
- The Buccaneers did not score a touchdown on either of their two red-zone possessions. It was the second time in 2023 that the Titans defense did not allow a red-zone touchdown (Oct. 1 vs. Cincinnati).
- The Titans defense allowed seven points in the first half, marking the fourth time in 2023 that the defense gave up seven or fewer points in the opening two quarters.
- The seven first downs allowed by the Titans through the second quarter tied for the second-fewest allowed by the defense in the first half in 2023.
- The 27 rushing yards allowed by the Titans through the second quarter made up the third-fewest allowed by the defense in the first half in 2023.

### ILB AZEEZ AL-SHAIR

- Ranked third on the defense with six tackles.

### DL DENICO AUTRY

- Registered three tackles, including a sack.
- Dropped **Baker Mayfield** for a one-yard loss in the second quarter. The play gave him six sacks in 2023 and 53.5 sacks in his career.
- Secured his sixth career season and his fifth consecutive season with at least six sacks.

### K NICK FOLK

- Made two of his three field goal attempts.
- Made a 38-yard field goal in the first quarter to extend his streak to 28 consecutive field goals. The streak was broken in the second quarter on a 51-yard attempt.
- Made 20 consecutive field goals as a member of the Titans, which tied for the longest streak in franchise history. The record was first established by **Al Del Greco** (1998-99) and later matched three times by **Rob Bironas** (2007-08, 2010, 2011-12).
- Added a 27-yard field goal in the fourth quarter, increasing his all-time NFL-record streak to 74 consecutive field goals made on attempts from less than 40 yards.
- With 374 career field goals, he surpassed **Jan Stenerud** (373) for 19th place in NFL history in career field goals.

### DB ERIC GARROR

- Posted five tackles, including a tackle for loss.
- Totaled 23 yards on three punt returns, including a 15-yarder.

### RB DERRICK HENRY

- Led the team with 24 rushing yards on 11 attempts.

### WR DeANDRE HOPKINS

- Totaled three receptions for 27 yards.
- With a 15-yard reception on the first offensive play of the game, he extended his active streak to 154 consecutive games with a reception—every game he has played since he entered the NFL. It is the longest active streak in the NFL. Hopkins' streak is the fourth-



longest in NFL history to begin a career behind only **Marvin Harrison** (190 consecutive games), **Keyshawn Johnson** (167) and **Marshall Faulk** (158).

### OLB HAROLD LANDRY III

- Led the defense and set a career high with nine tackles, including a sack.
- Helped end a Tampa Bay drive in the fourth quarter with a seven-yard sack of **Baker Mayfield** on third down. He increased his season total to five sacks and his career total to 36 sacks, which ranks 12th in franchise history and eighth since individual sacks became an official NFL statistic in 1982.
- Totaled four sacks in a four-game span.

### QB WILL LEVIS

- Became the eighth rookie quarterback in franchise history to start at least three games.
- Completed 19 of 39 passes for 199 yards with one interception.
- Found **Kyle Philips** for gains of 23 and 29 yards in the fourth quarter.
- Among eight rookies in franchise history with at least three starts at quarterback, his 699 passing yards through his first three starts ranked third behind only **Marcus Mariota's** 833 yards (2015) and **Zach Mettenberger's** 741 yards (2014).

### CB ROGER McCREARY

- Intercepted **Baker Mayfield** and returned the ball 18 yards in the first quarter. It was McCreary's second career interception and his first in 2023.
- Added five tackles.

### DE TK McLENDON JR.

- Made his NFL debut as a reserve.

### DB ELIJAH MOLDEN

- Ranked second on the team and tied his career high with eight tackles.

### TE CHIG OKONKWO

- Totaled three receptions for 27 yards.

### WR KYLE PHILIPS

- Led the team in receiving yards for the second consecutive week, catching three passes for 61 yards.
- Hauled in passes from **Will Levis** of 29 and 23 yards in the fourth quarter.

### OL ANDREW RUPCICH

- Made his NFL debut, entering the game at right guard in the first half.

## NOTES FROM LAST WEEK'S GAME

### DT JEFFERY SIMMONS

- Tallied four tackles and one pass defended.

### RB TYJAE SPEARS

- Totaled 60 scrimmage yards, which ranked second on the team.
- Rushed for 18 yards on five attempts and added a team-high four receptions for 42 yards.
- Converted a third-and-four with a 15-yard reception in the third quarter, and later in the third quarter, he converted a third-and-two with a 13-yard reception.

### P RYAN STONEHOUSE

- Tied the eighth-best single-game gross punting average in franchise history (minimum four punts), averaging 56.8 yards on four punts with two placed inside the 20.
- His net average of 48.0 yards per punt ranked second in his career (minimum four punts).
- Hit a 62-yard punt in the first quarter and then booted three consecutive punts that went 55 yards.

### NT TEAIR TART

- Totaled three tackles, one sack and two tackles for loss.
- Sacked **Baker Mayfield** for a seven-yard loss in the first quarter. His first sack of the season gave him 2.5 career sacks.

## SELECT TITANS POSTGAME QUOTES

**SUNDAY, NOV. 12, 2023**

### HEAD COACH MIKE VRABEL

#### ***On the offensive struggles***

Well, we didn't run it very well. I thought that first drive, [there] was some good stuff going on there, we just didn't finish, didn't finish that drive off. Then, whether it's pressure or one guy here in the run game and then trying to get the football off. It was a struggle. Defensively, I thought there were some good things and then [we] gave up too many third-down conversions and then gave up a [43-yard] screen.

#### ***On the patterns in the Titans offense from game to game***

You have to look at every game as a new game – it's got its own issues. [You] put everything that you have into it each week to try to get ready and to prepare. And then, you know, today was just the run game and [not] being able to extend drives. We didn't finish those two opportunities in the red zone. [We] had one coming back there later on and just too many drives in between red zone visits.

#### ***On whether there is a common theme with the Titans run game***

Whether it was our [inability] to block pressure or guys on the back side or communication. Dillon (Radunz) kicked over there to left tackle early on and Ruppy (Andrew Ruppich) went in there at right guard. I mean, it's probably just one guy each time. We had a couple 9-yard runs and just couldn't sustain them. We went from second-and-1 or second-and-2, to second-and-7 or second-and-12. [You're] not going to do very well working that [way].

#### ***On the red zone opportunities***

I think we dropped a pass, but I'll have to look at it. I mean, I think we dropped one.

#### ***On the sack in the red zone***

Sure, there you go. Sacks are probably either pressure or we didn't block the guy. Without having watched it ... I know we had Chig (Okonkwo) there on the front line and then I saw the ball up in the air, so I don't know what happened after that.

#### ***On what QB Will Levis is supposed to do with defenders bearing down on him consistently***

You mean other than just throwing it down the middle of the field there late in the game? Nothing. I mean nothing. There is nothing, other than to look for an outlet where you could find a check down, if available. You don't want to get a grounding. I think those are things we would always talk about if a play would break down, to make sure if you're outside the pocket, that you make sure you get the pass across the line of scrimmage, or if you're not out of the pocket, it has to be in the area or vicinity of an eligible receiver. So, there were times when there was a good pocket and we went and missed a guy and then there was times where we didn't protect him and you don't have much of a chance either.

#### ***On the team's pass protection this season***

Well, just a few weeks ago we had some pretty good pass protection, [but

we] didn't necessarily have it today. It's because you can't stay balanced. We had some longer opportunities. That forces them and allows them to get going and rush the passer. I think if you can stay balanced and you can run the football, and you can keep it on schedule and keep it in third-and-manageable, you know, you have an opportunity.

#### ***On if he feels like he got great effort from his team today***

Again, without watching the tape, I think that effort is not about execution. I don't want to confuse those two when I talk about this here in the next minute or so. We'll have to watch. I know Chig (Okonkwo) came back and tried to help and get a block when Tyjae (Spears) turned up-field. I saw guys blocking out on the perimeter if the ball broke. Defensively, again, we're trying to chase the ball and we weren't able to get the guy (Rachad White) on the long screen. But if you're asking me if we got beat by a guy, I think it's different. Effort and execution are different."

#### ***On the thinking that went into fourth-down situations when the team was struggling to move the ball offensively***

Yeah, I just felt like we needed to get some points there just to try to keep it a two-score game. We were going to go fourth-and-1. I was going to go and, unfortunately, we didn't get the first down. That's where I was at. Early on, it was just about, I felt good about Nick [Folk] making it and finishing off with some points. I'm not going to second guess every decision. Nick has been really, really good for us. He hasn't missed one up until today. But it was about just trying to get some points at that point in time in the first half and then the second half was trying to get it to a manageable score if we could get a stop – two scores.

#### ***On CB Roger McCreary playing in place of injured starter Sean Murphy-Bunting***

Oh, we had no choice. Some of these things we have zero choice. We're running out of bodies to put anywhere at DB or elsewhere.

#### ***On the reason for the outcome if the effort and preparation are both good***

Every game is different. Every play is different. I think you look into the matchup. Was it scheme, was it a mistake – a mental error or a physical error? All of those things we talk about after the season when you look at some of those 'X' plays. They hit a screen on us. We weren't ready to go. We were pressuring over to that side, so I would say that was just us not being ready to go. If Mike Evans beats a corner... Mike Evans is a good player, so we either have to play different coverage or do some different things.

#### ***On his evaluation of QB Will Levis***

I mean it's hard to evaluate. I thought early on, there were a couple high passes and some that should be caught. Nobody was good enough, starting with the head coach. That's how it goes. I felt like we had a good week, but this is the only day that matters. This is the only day that matters. This is the day that we have to be great and we weren't good enough.

#### ***On the team's record***

We're focused on one week. We're going to make the corrections and not sit there and look at these records. That won't get us back. That won't help us win. So, we can't sit there and do that and dwell on what our record is.

## SELECT TITANS POSTGAME QUOTES

We have to focus on improving and finding a way to win.

### ***On if he feels others are dwelling on the team's record***

No, but it wouldn't be 3-6 if it had. I don't think so, I hope not. I mean we have to acknowledge it. We certainly have to recognize, you know, what it is that got us to this point and try to be better – try to be better the next week.

### ***On if the team came into today's game with a creative, inventive offensive game plan***

Yeah, I like the fact that we hit a play-action pass for 15 yards on the first play and the reverse to Tyjae (Spears) that could've scored on the second play of the game. I thought there were some other things that we had. Again, there's no perfect call. Hopefully we get some good calls and some better execution, which would be great in all three phases.

## **QUARTERBACK WILL LEVIS**

### ***On how difficult it is to get in a rhythm with the lack of time in the pocket***

I mean it's just tough as an offense as a whole. We just got to do a better job each and every one of us, looking introspectively what we can do better. For me knowing that if we have these games where we're feeling the flow, if they're on us a little bit quicker than maybe just getting through my reads a little faster, getting the ball out sooner. It's hard to kind of change the thought process mid-game but there's definitely things I could have done that would have helped.

### ***On the first drive of the game where the offense stalled-out in the red zone***

Yeah I mean just sucks getting down there, doing all that work to then, I mean we love points, we're never going to turn down points, but we love touchdowns more obviously. I have to do a better job there of stepping up there on that third down, just hanging on a route that was taking a little bit too long, knowing that enough time to be able to step up, knowing that the rush was coming around the edge but that's an example of how I could have helped us out there.

### ***On if he had to adjust his thought process at any point in the game today***

I just tried to do a good job at feeling what was coming, and then when I could feel it, moving on. I wouldn't say my thought process changed too much on any of my reads, I still had trust in our guys out there like you have to.

### ***On how much tougher it is for the offense to execute in the red zone***

It's tougher in general just because it is less space obviously, but I don't think there's anything we're doing that you can really point to be like 'hey, this is why we're not executing down there', it's all of us, it's all 11. We all need to do better like I said, we just need to pay attention to little details and be locked in to what we're trying to get out of plays, out of protection, the concepts, the different games that we're going to be facing the different pressures, the different looks. I just think we can do a better job of all being on the same page there and playing more freely when we do know exactly what's going on around us.

### ***On his interactions with WR DeAndre Hopkins and overall game plan***



### ***of getting him more involved in the offense***

I think it was just what we saw within the game as the game was going on and the different throws we thought were going to be available to us and then thus maybe tweaking some plays or changing his route a couple times to get him open, so that was nice. But never going to try to force the football, obviously I'm thinking about going his way sometimes and we're just still working on chemistry on some of those one-on-one balls that we work. Coaches did a good job at making those in-game adjustments to make sure he got those targets he deserves.

### ***On getting WR DeAndre Hopkins more involved in the offense***

We've got to throw it to the open guy. Whether that's DeAndre (Hopkins), or whoever it is, that's what's going to happen. Sometimes, just with the flow of the game and the progressions and the different coverages that we are seeing, sometimes what you are trying to dial up just isn't there. It's the luck of the draw sometimes, in that respect, with who's going to be 'the guy' that game. We, obviously, every week, are going to have our plays for Hop and have our plays that we think are not going to go to Hop. Sometimes, those plays go to Hop, and sometimes the other ones don't go to him. Again, not going to force anything. Just going to try and read it out true and throw it to the guy that's open. But he's too good of a player for us to not give him the ball.

### ***On the team's 3-6 record***

It's tough, it's tough – it definitely is. We're not trying to focus on the record. We talk about staying in the river and not worrying about one coast or the other. Just staying within the system and taking it one play at a time – one day at a time. We're going to get in there tomorrow and just focus on tomorrow and dominate tomorrow. Don't care about what happened today, don't care about what happened the other nine games. We just have to keep doing our thing, keep pushing, and come together as a team. This is when teams can falter and break apart, or they come together and show how strong they really are. We're trying to prove that we can be the second

### ***On his in-game learning process***

I really think I've been seeing things pretty well. I think there's definitely a few plays here and there in each game that I could point to where either my thought process was a little off or I saw things a little differently and could have helped us out up front in a certain way. But, today I think I saw the throws that were there - a couple definitely that I want to have back. But, I think that gives me confidence just knowing that I'm not going out there guessing. I'm seeing it and I know the throws that are supposed to be there. Just have to do a better job of getting them out and completing more.

## **WIDE RECEIVER DeANDRE HOPKINS**

### ***On what the most important part of scoring a touchdown rather than settling for a field goal in the red zone***

Three points, obviously against a team like this isn't going to win you games and you saw that today – really not too much to speak on.

### ***On if there's any frustration building as the team moves to a 3-6 overall record***

Trying to go out and get a win, we got [Jacksonville] this week, we have to flip the page, turn the page and we can't dwell on the record right now. It's the league, it's the NFL, you never know what can happen. No one has just flat out won the Super Bowl so just got to keep pushing.

### ***On if he believes anyone is dwelling on their record***

No I don't think so, I don't think anyone is dwelling on the record. I feel like guys are out there playing – obviously there are plays that we got to make and there's mistakes that we can't make and everybody holds themselves accountable, I feel like, Hopefully we can go out there and play a complete game against Jacksonville.

### ***On the team's lack of execution currently and what he can do personally***

We're not playing good enough football to win right now and the outcome is the outcome, you saw what happened today. I really don't have the answer, I have to play better and hopefully everybody else feels the same. Coaches can only do so much to put us in a position, but it's on us at the end of the day.

## TITANS ROSTER BREAKDOWN

The following is a breakdown of the 53-man roster as of Nov. 12, 2023:

### Years in NFL (including 2023):

16th	1
14th	1
12th	1
11th	1
10th	2
8th	2
7th	1
6th	3
5th	10
4th	7
3rd	5
2nd	8
1st	1
Rookie	10

### By Age:

20-24	19
25-28	22
29-32	8
33+	4

### By Position:

OL	8
WR	6
CB	6
DL	5
S	5
ILB	5
OLB	5
TE	4
Specialists	3
QB	3
RB	3

### By Draft Round:

First Round	7
Second Round	7
Third Round	5
Fourth Round	7
Fifth Round	3
Sixth Round	4
Seventh Round	1
Undrafted	19

### First-Round Draft Picks:

OL Peter Skoronski (2023)
WR Treylon Burks (2022)
CB Caleb Farley (2021) **
T Andre Dillard (2019)
DT Jeffery Simmons (2019)
S Terrell Edmunds (2018)
WR DeAndre Hopkins (2013)
QB Ryan Tannehill (2012)

### Pro Bowl Seasons:

LS Morgan Cox (2015-16, 2019-20, 2022)
K Nick Folk (2007)
RB Derrick Henry (2019-20, 2022)
DeAndre Hopkins (2015, 2017-20)
DT Jeffery Simmons (2021-22)
QB Ryan Tannehill (2019)

### Drafted by the Titans: 21

### New players in 2023: 25

**Oldest player:**  
K Nick Folk (11/5/84)

**Youngest player:**  
OL Peter Skoronski (7/31/01)

**Tallest player:**  
TE Josh Whyle (6-7)

**Shortest player:**  
DB Eric Garror (5-8)

\* Injured Reserve  
\*\* PUP

### States that produced the most current Titans (high school location):

**Florida** - 6 (Azeez Al-Shaair, Derrick Henry, Anthony Kendall, Chris Moore, Rashad Weaver, Nick Westbrook-Ikhine)

**Georgia** - 5 (Chris Hubbard, Arden Key, Corey Levin, Chig Okonkwo, Malik Willis)

**California** - 5 (Daniel Brunskill, Nick Folk, Kyle Peko, Kyle Philips, Ryan Stonehouse)

**Texas** - 4 (Aaron Brewer, Jack Gibbens, Trevis Gipson, Ryan Tannehill)

### Universities that produced the most current Titans:

**Central Michigan** - 2 (Sean Murphy-Bunting, Jonathan Ward)

**Cincinnati** - 2 (Chris Moore, Josh Whyle)

**Clemson** - 2 (DeAndre Hopkins, K'Von Wallace)

**Iowa** - 2 (Amani Hooker, Jaleel Johnson)

**Louisiana State** - 2 (Kristian Fulton, Arden Key)

**Maryland** - 2 (Jaelyn Duncan, Chig Okonkwo)

**Mississippi State** - 2 (Denico Autry, Jeffery Simmons)

## NEW FACES IN 2023

The following lists include executives, coaches and players who joined the Titans after the 2022 season ended. Players listed include only players on the 53-man roster.

### General Manager and Assistant General Managers

Ran Carthon	General Manager
Chad Brinker	Assistant General Manager, Strategy
Anthony Robinson	Assistant General Manager, Personnel

### Coaching Staff

Justin Hamilton	Defensive Quality Control Assistant Coach
Chris Harris	Defensive Passing Game Coordinator
Matt Jones	Offensive Line Assistant Coach
Anthony Levine	Special Teams Assistant Coach
Lo Locust	Defensive Quality Control Assistant Coach
Charles London	Offensive Passing Game Coordinator
Justin Outten	Run Game Coordinator
Tom Quinn	Special Teams Assistant Coach
Haley Roberts	Sports Performance Assistant
Luke Stocker	Offensive Assistant

### Veteran Players with Two or More Years of Experience

Azeez Al-Shaair	LB
Daniel Brunskill	OL
Andre Dillard	T
Terrell Edmunds	S
Nick Folk	K
Luke Gifford	LB
Trevis Gipson	OLB
DeAndre Hopkins	WR
Chris Hubbard	OL
Jaleel Johnson	DT
Arden Key	OLB
Chris Moore	WR
Sean Murphy-Bunting	CB
Kyle Peko	DT
K'Von Wallace	S
Trevon Wesco	TE

### Draft Picks (Round)

Peter Skoronski (1)	OL
Will Levis (2)	QB
Tyjae Spears (3)	RB
Josh Whyle (5)	TE
Jaelyn Duncan (6)	OL
Colton Dowell (7)	WR

### Undrafted Rookies (R) and First-Year Free Agents (1)

Eric Garror (R)	DB
Matthew Jackson (R)	S
Anthony Kendall (R)	CB
Caleb Murphy (R)	OLB

As of Nov. 12, 2023



The 2023 Titans draft class: (top row, left to right) OL Peter Skoronski, TE Josh Whyle, OL Jaelyn Duncan, (bottom row, left to right) WR Colton Dowell, QB Will Levis, RB Tyjae Spears

## 2023 SCHEDULE NOTES

### SEASON NOTES

- **PLAYOFF OPPONENTS:** The Titans have eight total games against seven playoff teams from last season. They play three division champions from 2022, including home games against Cincinnati (Oct. 1) and Jacksonville (Jan. 6 or 7) and visits to Tampa Bay (Nov. 12) and Jacksonville (Nov. 19). The four contests against 2022 wild card qualifiers include home dates with the Los Angeles Chargers (Sept. 17) and Seattle Seahawks (Dec. 24), a road game against Miami (Dec. 11), and a game in London against Baltimore (Oct. 15). The eight games against reigning playoff clubs are one more than the number the Titans had in 2022.
- **NATIONAL TV APPEARANCES:** The Titans are currently scheduled for three nationally-televised games. Their game in London against Baltimore (Oct. 15) will air on NFL Network. In primetime, they play at Pittsburgh on Thursday Night Football (Nov. 2 on Prime Video) and at Miami on Monday Night Football (Dec. 11 on ESPN).
- **TV BREAKDOWN:** Excluding their Week 18 matchup with the Jaguars, which has not yet been assigned a television broadcasting network, the Titans are currently scheduled for 10 contests on CBS, three games on FOX, and one game each on NFL Network, ESPN and Prime Video. Due to the NFL's flex scheduling, some contests could be moved to a different network from the one appearing on the initial schedule.
- **TIME (ZONE) TRAVEL:** Outside of their trip to London, the Titans stay in either the central time zone (13 games) or eastern time zone (six) for the duration of 2023, including the preseason. The farthest west they travel is Houston.
- **HIGH NOON:** During the regular season, 13 of the Titans' games are currently scheduled for Sundays at noon CT, with 11 total contests subject to flex scheduling.
- **THREE GAMES BASED UPON 2022 FINISH:** Every NFL team has two intraconference games and one interconference matchup based on the previous year's standings. As a result of the Titans' second-place finish in 2022, they host the AFC West's second-place Chargers (Sept. 17) and the NFC West's second-place Seattle Seahawks (Dec. 24). They visit the AFC East's runner-up Dolphins (Dec. 11). Overall, the Titans' strength of schedule is .448 (127-157-4) based upon their opponents' combined 2022 record, which is the 28th most difficult in the NFL.
- **FACING TOP OFFENSES AND DEFENSES:** The Titans face four of the NFL's top 10 offenses from last season: Cincinnati (Oct. 1, eighth-overall offense), Jacksonville (Nov. 19 and Jan. 6-7, 10th), the Los Angeles Chargers (Sept. 17, ninth) and Miami (Dec. 11, sixth). They also contend with three of the top 10 defenses from 2022: Baltimore (Oct. 15, tied-ninth overall defense), New Orleans (Sept. 10, fifth) and Tampa Bay (Nov. 12, tied-ninth).
- **VRABEL LOOKS FOR FIFTH WINNING SEASON:** With a winning record in 2023, Mike Vrabel would join Bum Phillips and Jeff Fisher as the only head coaches in franchise history with at least five winning campaigns. Under Vrabel, the Titans finished with winning records each season from 2018 to 2021. Fisher holds the franchise record for head coaches with six winning seasons (1999-00, 2002-03, 2007-08), which broke the previous record of five seasons, established by Phillips (1975, 1977-80).
- **VRABEL COULD PASS PHILLIPS:** Entering 2023 with a record of 50-37 as head coach, including playoffs, Mike Vrabel needs 10 wins to pass Bum Phillips (59-38) for second place on the franchise's all-time wins list among head coaches. Jeff Fisher (147-126) holds the franchise record for wins.
- **HEAD COACHING EXPERIENCE:** The Titans will face three of the five NFL head coaches who were hired by their respective clubs in 2023: Indianapolis' Shane Steichen (Oct. 8 and Dec. 3), Carolina's Frank Reich (Nov. 26) and Houston's DeMeco Ryans (Dec. 17 and 31). Titans head coach Mike Vrabel, who joined the Titans in 2018, has the ninth-longest tenure among current head coaches.

### WEEK-BY-WEEK NOTES

- **WEEKS 5 & 13 vs. INDIANAPOLIS:** The Titans enter 2023 with a five-game winning streak over the Colts, who are led by first-year head coach Shane Steichen. Steichen served as the offensive coordinator of the Philadelphia Eagles the last two seasons, and in 2022 he helped the team reach Super Bowl LVII. First-year Titans general manager Ran Carthon spent the majority of his three NFL seasons as a player (2004-06) with the Colts.
- **WEEKS 11 & 18 vs. JACKSONVILLE:** The Titans look to regain the momentum in the series after they were swept by the Jaguars in 2022 for the first time since 2005. That ended the Titans' five-game winning streak in the rivalry. In Week 18 of last season, the Jaguars defeated the Titans in Jacksonville in a matchup that decided the AFC South champion. The Jaguars are in their second campaign with Doug Pederson as head coach and their third season since selecting quarterback Trevor Lawrence with the first pick in the 2021 NFL Draft.
- **WEEK 12 vs. CAROLINA:** The Titans will host the Panthers at Nissan Stadium for only the third time in the regular season (2007 and 2015). The Panthers are launching a new era in 2023 with head coach Frank Reich, who previously served as the head coach at the Indianapolis Colts from 2018 to 2022. Former Alabama quarterback and Heisman Trophy winner Bryce Young was selected by the Panthers with the first pick in the 2023 NFL Draft.
- **WEEK 14 at MIAMI (MONDAY NIGHT):** Titans quarterback Ryan Tannehill is scheduled to make his first appearance at Hard Rock Stadium since being traded from the Dolphins to the Titans in 2019. Over his seven seasons in Miami (2012-18), he started 88 games and threw for 20,434 yards and 123 touchdowns. The Titans defense faces a Dolphins offense directed by second-year head coach Mike McDaniell that ranked sixth overall and fourth in passing in 2022. The last time the Titans traveled to Miami was the 2018 season opener, Mike Vrabel's first game as a head coach. With a duration of 7 hours and 8 minutes due to two separate weather interruptions, the 27-20 Dolphins win became the longest game in NFL history. The Titans franchise is 25-19 all-time on Monday Night Football, including a 2-0 mark against the Dolphins. In 1978, the Oilers and the Dolphins were featured in a memorable Monday night clash, a 35-30 Oilers win that included 199 yards and four rushing touchdowns by Earl Campbell.
- **WEEKS 15 & 17 vs. HOUSTON:** The Titans and Texans play twice in a three-week span. They have split the season series in six of the last seven years. This year the Titans face new Texans head coach DeMeco Ryans, who was hired in 2023 after serving two seasons as defensive coordinator for the San Francisco 49ers. Titans running back Derrick Henry enters the season with five consecutive games against the Texans with at least 126 rushing yards and one touchdown. The Texans drafted former Ohio State quarterback C.J. Stroud with the second overall pick in the 2023 NFL Draft. Prior to training camp, the Titans added veteran wide receiver DeAndre Hopkins, a first-round pick in 2013 who spent his first seven NFL seasons with the Texans.
- **WEEK 16 vs. SEATTLE:** The Titans have won two consecutive games against the Seahawks and three of the last four meetings. Most recently, Derrick Henry rushed for 182 yards and three touchdowns in a 33-30 overtime victory at Seattle on Sept. 19, 2021. Pete Carroll's 14 seasons as head coach with the Seahawks gives him the fourth-longest tenure in the NFL behind only New England's Bill Belichick, Pittsburgh's Mike Tomlin and Baltimore's John Harbaugh.

## WHAT TO LOOK FOR IN 2023

### WHAT TO LOOK FOR – TEAM

- The franchise is in its 25th season since becoming the Titans in 1999.
- The Titans can earn their fifth playoff berth in a seven-year span.
- The Titans can earn their third division title in a four-year span. The only other stretch in franchise annals with three division titles in a four-year span was when the Oilers won the AFL East in 1960, 1961 and 1962.
- After entering 2023 with a record of 110-83 in regular season games at Nissan Stadium, the Titans need four wins at home in 2023 to exceed the 113 wins the franchise had in regular season contests at the Astrodome (113-103-2). With a record of 112-87 in the regular season and postseason combined at Nissan Stadium, the Titans began 2023 five total wins from exceeding the 116 total wins the Oilers had at the Astrodome (116-105-2). That would give the franchise more victories at Nissan Stadium than any other single venue.
- The Titans played their 200th combined regular season and postseason game at Nissan Stadium when they faced the L.A. Chargers there on Sept. 17. Their 200th regular season game at Nissan Stadium is slated for Dec. 24 against the Seattle Seahawks.

### HEAD COACH MIKE VRABEL

- **Mike Vrabel** entered 2023 with a record of 50-37 as head coach of the Titans, including the regular season and playoffs. With 10 wins in 2023, he will pass **Bum Phillips** (59) for second place on the franchise's all-time list for wins by a head coach. He would trail only **Jeff Fisher** (147).
- Can join **Jeff Fisher** (six) and **Jack Pardee** (four) as the only head coaches to lead the franchise to at least four playoff appearances.

### RB DERRICK HENRY

- After entering 2023 with 8,335 career rushing yards, he eclipsed **Earl Campbell** (8,574) in Week 4 for second place on the franchise's all-time career rushing list.
- Needs 1,675 rushing yards in 2023 to surpass **Eddie George** (10,009) as the franchise's all-time rushing leader.
- Needs 1,665 rushing yards in 2023 to reach 10,000 for his career. Thirty-one previous NFL players have reached the plateau.
- Needs 2,000 rushing yards to become the first player in NFL history to reach the mark in two different seasons.
- Needs 10 rushing touchdowns in 2023 to become the third player in NFL history to reach the mark in six consecutive seasons, joining **LaDainian Tomlinson** (nine) and **Adrian Peterson** (seven).
- With six career 200-yard rushing games, he needs one more to surpass **Adrian Peterson** (six) and **O.J. Simpson** (six) for the most such games all-time.
- Needs 1,500 rushing yards to become the fifth player in NFL history to reach the mark in four career seasons, joining **Barry Sanders** (five), **Eric Dickerson** (four), **Edgerrin James** (four) and **Walter Payton** (four).
- Needs 1,500 rushing yards and 15 rushing touchdowns to become the first player in NFL history to reach both marks in three different seasons.

### WR DeANDRE HOPKINS

- Entered 2023 with 853 career receptions for 11,298 yards. He needs 47 receptions in 2023 to reach 900 for his career (853 entering 2023). He would join 24 previous NFL players to accomplish the feat.
- With 47 catches and 702 receiving yards in 2023, he can become the seventh player to reach 900 receptions and 12,000 receiving yards within his first 11 NFL seasons, joining **Marvin Harrison**, **Jerry Rice**, **Brandon Marshall**, **Andre Johnson**, **Torry Holt** and **Larry Fitzgerald**.
- Entered the 2023 season with a streak of 145 consecutive games with a reception—every game since he has played since he entered the NFL. It is the longest active streak in the NFL. With at least one catch in his first 14 appearances of 2023, he will surpass **Marshall Faulk** (158) to own the third-longest such streak to begin a career in the Super Bowl era (1966–present). He would trail only **Marvin Harrison** (190) and **Keyshawn Johnson** (167).



### OLB HAROLD LANDRY III

- Needs eight sacks (31.0 career sacks entering 2023) to surpass **Kyle Vanden Bosch** (38.5) for 11th place on the franchise's all-time career sack list. He also needs nine sacks to become the franchise's 11th player to reach 40 career sacks.

### DT JEFFERY SIMMONS

- Can become the team's only player since 2000 to record at least three sacks and five passes defended in four consecutive seasons.

### DT JEFFERY SIMMONS & DL DENICO AUTRY

- Can join **Jevon Kearse** (1999-01) and **Brian Orakpo** (2015-17) as the franchise's only players since 1999 to produce three consecutive seasons with at least seven sacks.

### P RYAN STONEHOUSE

- Can become the first player in history to lead the NFL in punting average in each of his first two NFL seasons.

### QB RYAN TANNEHILL

- Can produce his seventh career season with at least 3,000 passing yards and his third career season with at least 4,000 passing yards.
- Can join **Warren Moon** (six) and **Steve McNair** (four) as the only starting quarterbacks in franchise history to lead the club to the playoffs at least four times.
- Needs 3,500 passing yards to tie **Warren Moon** (1989–1991) for the most seasons in franchise history with at least 3,500 passing yards. Tannehill reached the mark in 2020 and 2021.
- Entered 2023 with 33,265 NFL passing yards and 212 touchdown passes. With 2,735 passing yards and 18 touchdown passes, he will join 27 previous players to reach 36,000 passing yards and 230 touchdown passes in an NFL career.
- He eclipsed **Marcus Mariota** (13,207) for fifth place on the franchise's all-time passing yards list. He needs 4,016 yards in 2023 to surpass **Dan Pastorini** (16,846) for fourth place.
- With 89 touchdown passes with the Titans entering the season, he needs eight touchdown passes in 2023 to surpass **Dan Pastorini's** total (96) for fourth place all-time for the franchise. With 11 touchdown passes, he will become the fourth passer in team annals to reach 100 with the team, joining **Warren Moon** (196), **George Blanda** (165) and **Steve McNair** (156).

GAME PREVIEW

TEAM NOTES

PLAYER NOTES

MEDIA

STATISTICS

ROSTERS

## GENERAL MANAGER RAN CARTHON

[Ran Carthon, Assistant GMs Brinker and Robinson open 2023 Training Camp](#)

[The OTP: Exclusive Interview with Ran Carthon](#)

[Video: Ran Carthon 1-on-1 with Mike Keith](#)

[Video: Ran Carthon Introduced as Titans GM](#)



Ran Carthon was named the 14th general manager in franchise history on Jan. 18, 2023. He joined the Titans after spending six seasons with the San Francisco 49ers, including the last two as the team's director of player personnel.

"We are excited to add Ran to our organization as our new general manager," Titans controlling owner **Amy Adams Strunk** said upon announcing the hire. "He brings a variety of valuable experiences to our team – as a former player and a successful personnel executive for multiple teams. I was impressed with his natural leadership qualities and his ability to connect with people. With talent evaluation being critical to this role, the roster they have built in San Francisco stands out. He played an important role there constructing one of our league's best teams."

Carthon arrived bringing a range of experience from multiple teams to Tennessee. While in San Francisco, he was the 49ers director of pro personnel for four seasons (2017-20) and then promoted to director of player personnel in 2021, serving in that capacity until joining the Titans. In his role as director of player personnel, Carthon was responsible for evaluating the top college prospects and assisting in the construction of the pro free agent board and evaluations. He joined the 49ers when head coach **Kyle Shanahan** and general manager **John Lynch** took over in 2017 and played a part in the team's three playoff appearances, two division titles and an NFC championship in 2019. Additionally, the 49ers had nine players account for 13 total Pro Bowl selections from 2021 (seven selections) to 2022 (six selections)—evidence of the talented roster the personnel staff amassed.

In his first offseason with the Titans, Carthon re-worked the roster adding wide receiver **DeAndre Hopkins**, tackle **Andre Dillard**, outside linebacker **Arden Key**, linebacker **Azeez Al-Shaair**, cornerback **Sean Murphy-Bunting**, tight end **Trevon Wesco** and linebacker **Luke Gifford** in free agency. In his first draft, offensive lineman **Peter Skoronski** and quarterback **Will Levis** were selected in the first two rounds.

Before joining San Francisco, Carthon spent five seasons (2012-16) with the St. Louis/Los Angeles Rams as their director of pro personnel. He entered the NFL scouting world as a pro scout with the Atlanta Falcons for four years (2008-11).

As a player, Carthon spent three seasons in the NFL (2004-06) primarily with the Indianapolis Colts, after entering the league as an undrafted college free agent. At the University of Florida, he tallied 1,353 career rushing yards over four seasons and was part of the Gators 2000 SEC Championship team.

Carthon was raised in an NFL family with his dad, Maurice, having a distinguished playing and coaching career. His father played for the New York Giants and Indianapolis Colts, and he coached for New England, New York Jets, Detroit, Dallas, Cleveland, Arizona and Kansas City.

Following his playing career, Carthon received his bachelor's degree in sociology from the University of Florida in 2008. As a member of the Rams (2013) and 49ers (2018) he was selected to participate in the NFL Career Development Symposium at the Wharton School of Business. And in 2022, he took part in the inaugural NFL coach and front office accelerator program.

Born Arandic Kornell Carthon in February of 1981, in Osceola, Ark., he attended Key West High School in Key West, Florida.

### RAN CARTHON'S BACKGROUND:

- 2023:** Tennessee Titans - General Manager
- 2021-22:** San Francisco 49ers - Director of Player Personnel
- 2017-20:** San Francisco 49ers - Director of Pro Personnel
- 2012-16:** St. Louis/Los Angeles Rams - Director of Pro Personnel
- 2008-11:** Atlanta Falcons - Pro Scout
- 2004-06:** Indianapolis Colts\* - Running Back
- 1999-03:** University of Florida - Running Back

\* Also spent time with the Green Bay Packers, Seattle Seahawks and Detroit Lions

## TITANS PLAYER PERSONNEL STAFF

- Ran Carthon . . . . . **General Manager**
- Chad Brinker . . . . . **Assistant General Manager, Football Strategy**
- Anthony Robinson . . **Assistant General Manager, Personnel**
- Vin Marino . . . . . **Vice President, Football Administration**
- Sarah Bailey . . . . . **Director, Football Research & Development**
- Brian Gardner . . . . . **Director, Pro Scouting**
- Jon Salge . . . . . **Director, College Scouting**
- Kevin Turks . . . . . **Assistant Director, Pro Scouting**
- Bryce Wasserman . **Manager, Football Strategy**
- Mike Boni . . . . . **National Scout**
- Dale Thompson . . . . **National Scout**
- Brandon Taylor . . . . **Pro Scout**
- Casey Callahan . . . . **Area Scout**
- Patrick Callaway . . **Area Scout**
- TJ Earley . . . . . **Area Scout**
- Matt Miller . . . . . **College Scout**
- Tom Roth . . . . . **Area Scout**
- Wes Slay . . . . . **Area Scout**
- Max Curtis . . . . . **Coordinator, Player Personnel**
- Rob Riederer . . . . . **Coordinator, Pro Scouting**
- Patrick Woo . . . . . **Coordinator, College Scouting**
- Corey Cooper . . . . . **Assistant, Scouting**
- Mical Johnson . . . . . **Assistant, Scouting**
- Aaron Sanders . . . . . **Assistant, Scouting**
- Adam Bondi . . . . . **Lead Developer, Football Technology**
- Matt Iammarino . . . . **Assistant Developer, Analytical Football Research**

## FRANCHISE GENERAL MANAGER HISTORY

**Ran Carthon** became the 14th general manager in franchise history when he was hired in 2023. In the "Titans era," which began in 1999, he is the team's fifth general manager.

Franchise general managers (records include postseason):

General Manager	Seasons	W	L	T	Pct
<b>Ran Carthon</b>	<b>2023</b>	<b>3</b>	<b>6</b>	<b>0</b>	<b>.333</b>
Jon Robinson	2016–2022	69	47	0	.595
Ruston Webster	2012–2015	18	46	0	.281
Mike Reinfeldt	2007–2011	46	36	0	.561
Floyd Reese	1994–2006	111	106	0	.512
Mike Holovak	1989–1993	52	34	0	.605
Ladd Herzeg	1981–1988	44	80	0	.355
O.A. "Bum" Phillips	1975–1980	59	38	0	.608
Sid Gillman	1973–1974	8	20	0	.286
John Breen	1971–1972	5	22	1	.196
Don Klosterman	1966–1969	25	30	3	.457
Carroll Martin	1964–1965	8	20	0	.286
Pop Ivy	1963	6	8	0	.429
Don Suman	1961–1962	22	7	1	.750

Note: No general manager title was held in 1960 or 1970.



## RECENT TITANS FREE AGENCY

## 2023

<u>Free Agents Signed</u>	<u>Former Team</u>
LB Azeez Al-Shaair	San Francisco
OL Daniel Brunskill	San Francisco
OL Andre Dillard	Philadelphia
LB Luke Gifford	Dallas
WR DeAndre Hopkins	Arizona
DT Jaleel Johnson	Atlanta
OLB Arden Key	Jacksonville
WR Chris Moore	Houston
CB Sean Murphy-Bunting	Tampa Bay
LB Ben Niemann	Arizona
TE Trevon Wesco	Chicago

<u>Free Agents Lost</u>	<u>New Team</u>
OLB Tarell Basham	Cincinnati
T Le'Raven Clark	Pittsburgh
LB Dylan Cole	Chicago
WR Chris Conley	San Francisco
T Dennis Daley	Arizona
G Nate Davis	Chicago
QB Joshua Dobbs	Cleveland
DE Mario Edwards Jr.	Seattle
TE Austin Hooper	Las Vegas
DB Lonnie Johnson Jr.	New Orleans
LB David Long Jr.	Miami
DT Kevin Strong	Arizona
DE DeMarcus Walker	Chicago

## 2022

<u>Free Agents Signed</u>	<u>Former Team</u>
RB Trenton Cannon	San Francisco
TE Austin Hooper	Cleveland
OL Jamarco Jones	Seattle
LB Justin Lawler	L.A. Rams
WR Josh Malone	Green Bay
DB A.J. Moore	Houston
DL DeMarcus Walker	Houston

<u>Free Agents Lost</u>	<u>New Team</u>
WR Cameron Batson	Atlanta
FB Khari Blasingame	Chicago
LB Jayon Brown	Las Vegas
S Dane Cruikshank	Chicago
LB Rashaan Evans	Atlanta
TE Anthony Firkser	Atlanta
RB D'Onta Foreman	Carolina
WR Marcus Johnson	San Francisco
RB Jeremy McNichols	Atlanta
DT Kyle Peko	Las Vegas
OL David Quessenberry	Buffalo

## 2021

<u>Free Agents Signed</u>	<u>Former Team</u>
OLB Ola Adeniyi	Pittsburgh
DL Denico Autry	Indianapolis
LB B.J. Bello	L.A. Chargers
WR Fred Brown	Denver
DT Trevon Coley	N.Y. Jets
LS Morgan Cox	Baltimore
T Christian DiLauro	Pittsburgh
OLB Bud Dupree	Pittsburgh
S Matthias Farley	N.Y. Jets
DT Woodrow Hamilton IV	Carolina
DT Bruce Hector	Carolina
RB Brian Hill	Atlanta
CB Jackrabbit Jenkins	New Orleans
CB Kevin Johnson	Cleveland
DT Abry Jones	Jacksonville
CB Chris Jones	Minnesota
T Kendall Lamm	Cleveland
WR Kalija Lipscomb	Green Bay
CB Greg Mabin	Jacksonville

LB Justin March-Lillard	Dallas
CB Kevin Peterson	Arizona
WR Josh Reynolds	L.A. Rams

<u>Free Agents Lost</u>	<u>New Team</u>
OLB Jadeveon Clowney	Cleveland
WR Corey Davis	N.Y. Jets
DE Matt Dickerson	Las Vegas
G/C Jamil Douglas	Buffalo
DT DaQuan Jones	Carolina
DB Joshua Kalu	N.Y. Giants
CB Desmond King	Houston
CB Chris Milton	N.Y. Giants
TE MyCole Pruitt	San Francisco
WR Kalif Raymond	Detroit
TE Jonnu Smith	New England
CB Tye Smith	Minnesota

## 2020

<u>Free Agents Signed</u>	<u>Former Team</u>
OLB Vic Beasley Jr.	Atlanta
DB Ibraheim Campbell	Green Bay
DL Jack Crawford	Atlanta
LB Nick Dzubnar	L.A. Chargers
CB Johnathan Joseph	Houston
RB Seniorise Perry	Buffalo
T Ty Sambrailo	Atlanta

<u>Free Agents Lost</u>	<u>New Team</u>
T Jack Conklin	Cleveland
WR Darius Jennings	L.A. Chargers
DL Austin Johnson	N.Y. Giants
QB Marcus Mariota	Las Vegas
CB Logan Ryan	New York Giants
WR Tajaé Sharpe	Minnesota
CB LeShaun Sims	Cincinnati

## 2019

<u>Free Agents Signed</u>	<u>Former Team</u>
DL Frank Herron	New England
TE Ryan Hewitt	Indianapolis
WR Cody Hollister	New England
WR Adam Humphries	Tampa Bay
G Rodger Saffold	L.A. Rams
DL Brent Urban	Baltimore
OLB Cameron Wake	Miami

<u>Free Agents Lost</u>	<u>New Team</u>
TE Luke Stocker	Atlanta
G Quinton Spain	Buffalo

## 2018

<u>Free Agents Signed</u>	<u>Former Team</u>
CB Malcolm Butler	New England
WR Michael Campanaro	Baltimore
LB Will Compton	Washington
QB Blaine Gabbert	Arizona
RB Dion Lewis	New England
S Kendrick Lewis	Baltimore
DL Bennie Logan	Kansas City
G Kevin Pamphile	Tampa Bay
OL Xavier Su'a-Filo	Houston
S Kenny Vaccaro	New Orleans
WR Nick Williams	Atlanta

<u>Free Agents Lost</u>	<u>New Team</u>
DB Curtis Riley	N.Y. Giants
QB Brandon Weeden	Houston
LB Avery Williamson	N.Y. Jets
G/C Brian Schwenke	New England
WR Eric Decker	New England

## TITANS DRAFTS SINCE 2018

### 2023

Rd.	Pick	Player	Pos.	College
1	11	Peter Skoronski	OL	Northwestern
2a	33	Will Levis	QB	Kentucky
2b	41	(Traded to Arizona)		
3a	72	(Traded to Arizona)		
3b	81	Tyjae Spears	RB	Tulane
4	110	(Traded to Atlanta)		
5	147	Josh Whyte	TE	Cincinnati
6a	186	Jaelyn Duncan	OL	Maryland
6b	189	(Traded to L.A. Rams)		
7	228	Colton Dowell	WR	Tennessee-Martin

#### Draft Notes

General Manager: Ran Carthon

- 2a, 3b – Picks acquired from Arizona for 2b, 3a and a third-round pick in 2024
- 4 – Pick traded to Atlanta in 2021 (see 2022, 2b)
- 6a – Pick acquired from Atlanta in 2021 (see 2022, 2b)
- 6b – Pick traded to L.A. Rams in 2022 for WR Robert Woods

### 2022

Rd.	Pick	Player	Pos.	College
1a	18	Treyton Burks	WR	Arkansas
1b	26	(Traded to N.Y. Jets)		
2a	35	Roger McCreary	CB	Auburn
2b	58	(Traded to Atlanta)		
3a	69	Nicholas Petit-Frere	OL	Ohio State
3b	86	Malik Willis	QB	Liberty
3c	90	(Traded to Las Vegas)		
3d	101	(Traded to N.Y. Jets)		
4a	131	Hassan Haskins	RB	Michigan
4b	143	Chig Okonkwo	TE	Maryland
5a	163	Kyle Philips	WR	UCLA
5b	169	(Traded to Las Vegas)		
6a	204	Theo Jackson	S	Tennessee
6b	219	Chance Campbell	LB	Mississippi
7	247	(Traded to Miami)		

#### Draft Notes

General Manager: Jon Robinson

- 4b, 6b – Awarded as a compensatory selections
- 1a, 3d – Picks acquired from Philadelphia for WR A.J. Brown
- 2b – Pick traded with a fourth-round pick in 2023 to Atlanta for WR Julio Jones and a sixth-round pick in 2023
- 2a, 3a, 5a – Picks acquired from N.Y. Jets for 1b, 3d
- 3b – Pick acquired from Las Vegas for 3c and 5b
- 7 – Pick traded with T Isaiah Wilson to Miami in 2021 (see 2021 7a)

### 2021

Rd.	Pick	Player	Pos.	College
1	22	Caleb Farley	CB	Virginia Tech
2	53	Dillon Radunz	OL	North Dakota State
3a	85	(Traded to Green Bay)		
3b	92	Monty Rice	LB	Georgia
3c	100	Elijah Molden	CB	Washington
4a	109	Dez Fitzpatrick	WR	Louisville
4b	126	(Traded to Carolina)		
4c	135	Rashad Weaver	OLB	Pittsburgh
5	166	(Traded to Carolina)		
6a	185	(Traded to L.A. Chargers)		
6b	205	Racey McMath	WR	Louisiana State
6c	215	Brady Breeze	S	Oregon
7a	232	(Traded to Carolina)		
7b	249	(Traded to L.A. Rams)		

#### Draft Notes

General Manager: Jon Robinson

- 3b, 4c – Picks acquired from Green Bay for 3a
- 3c – Awarded as a compensatory selection
- 4a – Pick acquired from Carolina for 4b, 5 and 7a
- 6a – Pick acquired from Jacksonville in 2020 for OLB Kamalei Correa and 7b; traded to L.A. Chargers in 2020 for CB Desmond King II

- 6c – Pick acquired from Kansas City in 2020 (see 2020, 7b)
- 7a – Pick originally from Atlanta acquired from Miami for T Isaiah Wilson and a seventh-round choice in 2022; traded to Carolina with 4b and 5 for 4a
- 7b – Pick and OLB Kamalei Correa traded to Jacksonville in 2020 for 6a

### 2020

Rd.	Pick	Player	Pos.	College
1	29	Isaiah Wilson	T	Georgia
2	61	Kristian Fulton	CB	Louisiana State
3	93	Darrynton Evans	RB	Appalachian State
4	135	(Traded to Miami)		
5	174	Larrell Murchison	DL	North Carolina State
6	208	(Traded to Green Bay)		
7a	224	Cole McDonald	QB	Hawaii
7b	237	(Traded to Kansas City)		
7c	243	Chris Jackson	DB	Marshall

#### Draft Notes

General Manager: Jon Robinson

- 4 – Pick traded to Miami in 2019 (see 2019, 6a)
- 6 – Pick traded to Green Bay in 2019 for OLB Reggie Gilbert
- 7a – Pick acquired in a 2019 trade with Cleveland for WR Taywan Taylor
- 7b – Pick acquired in a trade with Denver for DT Jurrell Casey and then traded to Kansas City for a sixth-round choice in 2021

### 2019

Rd.	Pick	Player	Pos.	College
1	19	Jeffery Simmons	DT	Mississippi State
2	51	A.J. Brown	WR	Mississippi
3	82	Nate Davis	OL	Charlotte
4a	116	Amani Hooker	DB	Iowa
4b	121	(Traded to N.Y. Jets)		
5a	157	(Traded to N.Y. Jets)		
5b	168	D'Andre Walker	OLB	Georgia
6a	188	David Long	LB	West Virginia
6b	191	(Traded to Baltimore)		
7	233	(Traded to Miami)		

#### Draft Notes

General Manager: Jon Robinson

- 4a, 5b – Picks acquired in a trade with N.Y. Jets for 4b and 5a
- 6a – Pick and QB Ryan Tannehill acquired in a trade with Miami for a seventh-round pick (233 overall) and a fourth-round pick in 2020
- 6b – Pick acquired in a trade with Baltimore for LB Kamalei Correa

### 2018

Rd.	Pick	Player	Pos.	College
1a	22	Rashaan Evans	LB	Alabama
1b	25	(traded to Baltimore)		
2a	41	Harold Landry III	OLB	Boston College
2b	57	(traded to Oakland)		
3	89	(traded to Oakland)		
4	125	(traded to Baltimore)		
5a	152	Dane Cruikshank	DB	Arizona
5b	162	(traded to Baltimore)		
6a	199	Luke Falk	QB	Washington State
6b	215	(acquired from Baltimore and traded back to Baltimore)		
7	243	(traded to Kansas City)		

#### Draft Notes

General Manager: Jon Robinson

- 1a, 6b – Picks acquired in a trade with Baltimore for 1b and 4 (6b later traded back to Baltimore)
- 2a – Pick acquired in a trade with Oakland for 2b and 3
- 5a – Pick acquired in a trade with Baltimore for 5b and 6b (6b originally traded from Baltimore to Tennessee before being traded back to Baltimore)
- 7 – Pick traded to Kansas City in 2017 for defensive lineman David King

## RECENT TITANS TRADE HISTORY

2023 TRADES

Trade Date/Teams	Compensation	Overall	Player Selected	Note	
<b>1. April 28, 2023 (Draft Day Trade)</b>					
Tennessee Receives:	Draft Choice:	Round 2, 2023	#33	QB Will Levis	Pick originally from Houston
	Draft Choice:	Round 3, 2023	#81	RB Tyjae Spears	Pick originally from Detroit
Arizona Receives:	Draft Choice:	Round 2, 2023	#41	OLB B.J. Ojulari	
	Draft Choice:	Round 3, 2023	#72	DB Garrett Williams	
	Draft Choice:	Round 3, 2024			

**2. Aug. 29, 2023**

Tennessee Receives:	Player:	K Nick Folk		
New England Receives:	Draft Choice:	Round 7, 2025		

**3. Oct. 23, 2023**

Tennessee Receives:	Player:	S Terrell Edmunds		
	Draft Choice:	Round 5, 2024		
	Draft Choice:	Round 6, 2024		
Philadelphia Receives:	Player:	S Kevin Byard		

2022 TRADES

Trade Date/Teams	Compensation	Overall	Player Selected	Note
------------------	--------------	---------	-----------------	------

**1. March 23, 2022**

Tennessee Receives:	Player:	WR Robert Woods		
L.A. Rams Receive:	Draft Choice:	Round 6, 2023	#189	OLB Ochaun Mathis

**2. April 28, 2022 (Draft Day Trade)**

Tennessee Receives:	Draft Choice:	Round 1, 2022	#18	WR Treyton Burks	Pick originally from New Orleans
	Draft Choice:	Round 3, 2022	#101	(TE Jeremy Ruckert)	Pick originally a New Orleans compensatory selection; traded to NY Jets
Philadelphia Receives:	Player:	WR A.J. Brown			

**3. April 28, 2022 (Draft Day Trade)**

Tennessee Receives:	Draft Choice:	Round 2, 2022	#35	CB Roger McCreary	
	Draft Choice:	Round 3, 2022	#69	OL Nicholas Petit-Frere	
	Draft Choice:	Round 5, 2022	#163	WR Kyle Phillips	Pick originally from Pittsburgh
N.Y. Jets Receive:	Draft Choice:	Round 1, 2022	#26	OLB Jermaine Johnson	
	Draft Choice:	Round 3, 2022	#101	TE Jeremy Ruckert	Pick originally a New Orleans compensatory selection

**4. April 29, 2022 (Draft Day Trade)**

Tennessee Receives:	Draft Choice:	Round 3, 2022	#86	QB Malik Willis	
Las Vegas Receives:	Draft Choice:	Round 3, 2022	#90	G Dylan Parham	
	Draft Choice:	Round 5, 2022	#169	(RB Ty Chandler)	Pick traded to Minnesota

**5. Aug. 17, 2022**

Tennessee Receives:	Player:	S Tyree Gillespie		
Las Vegas Receives:	Draft Choice:	Round 7, 2024		Conditional draft choice

**6. Aug. 24, 2022**

Tennessee Receives:	Player:	DB Ugo Amadi		
	Draft Choice:	Round 7, 2024		
Philadelphia Receives:	Draft Choice:	Round 6, 2024		

**7. Aug. 29, 2022**

Tennessee Receives:	Player:	OL Dennis Daley		
	Draft Choice:	Round 7, 2024		
Carolina Receives:	Draft Choice:	Round 5, 2024		

2021 TRADES

Trade Date/Teams	Compensation	Overall	Player Selected	Note
------------------	--------------	---------	-----------------	------

**1. March 17, 2021**

Tennessee Receives:	Draft Choice:	Round 7, 2021	#232	(DT Phil Hoskins)	Pick originally from Atlanta; traded to Carolina
Miami Receives:	Player:	T Isaiah Wilson			
	Draft Choice:	Round 7, 2022	#247	QB Skylar Thompson	

**2. April 30, 2021 (Draft Day Trade)**

Tennessee Receives:	Draft Choice:	Round 3, 2021	#92	ILB Monty Rice	
	Draft Choice:	Round 4, 2021	#135	OLB Rashad Weaver	
Green Bay Receives:	Draft Choice:	Round 3, 2021	#85	WR Amari Rodgers	

## RECENT TITANS TRADE HISTORY

### 3. May 1, 2021 (Draft Day Trade)

Tennessee Receives:	Draft Choice:	Round 4, 2021	#109	WR Dez Fitzpatrick	Pick originally from Houston
Carolina Receives:	Draft Choice:	Round 4, 2021	#126	RB Chuba Hubbard	
	Draft Choice:	Round 5, 2021	#166	DB Keith Taylor	
	Draft Choice:	Round 7, 2021	#232	DT Phil Hoskins	Pick originally from Atlanta through Miami

### 4. June 6, 2021

Tennessee Receives:	Player:	WR Julio Jones			
	Draft Choice:	Round 6, 2023	#186		
Atlanta Receives:	Draft Choice:	Round 2, 2022	#58	LB Troy Andersen	
	Draft Choice:	Round 4, 2023	#110		Conditional draft choice

## 2020 TRADES

Trade Date/Teams	Compensation	Overall	Player Selected	Note
<b>1. March 19, 2020</b>				
Tennessee Receives:	Draft Choice:	Round 7, 2020	#237 (CB Thakarius Keyes)	Pick originally from New England; traded to Kansas City
Denver Receives:	Player:	DT Jurrell Casey		

### 2. April 25, 2020 (Draft Day Trade)

Tennessee Receives:	Draft Choice:	Round 6, 2021	#215	S Brady Breeze	
Kansas City Receives:	Draft Choice:	Round 7, 2020	#237	CB Thakarius Keyes	Pick originally from New England through Denver

### 3. Oct. 14, 2020

Tennessee Receives:	Draft Choice:	Round 6, 2021	#185 (LB Nick Niemann)	Pick traded to L.A. Chargers
Jacksonville Receives:	Draft Choice:	Round 7, 2021	#249 (WR Ben Skowronek)	Pick traded to L.A. Rams
	Player:	OLB Kamalei Correa		

### 4. Nov. 2, 2020

Tennessee Receives:	Player:	CB Desmond King II			
L.A. Chargers Receive:	Draft Choice:	Round 6, 2021	#185	LB Nick Niemann	Pick originally from Jacksonville

## 2019 TRADES

Trade Date/Teams	Compensation	Overall	Player Selected	Note	
<b>1. March 15, 2019</b>					
Tennessee Receives:	Player:	QB Ryan Tannehill			
	Draft Choice:	Round 6, 2019	#188	LB David Long Jr.	
Miami Receives:	Draft Choice:	Round 7, 2019	#233	RB Chandler Cox	
	Draft Choice:	Round 4, 2020	#135	(G Kevin Dotson)	Pick traded to Pittsburgh

### 2. April 27, 2019 (Draft Day Trade)

Tennessee Receives:	Draft Choice:	Round 4, 2019	#116	DB Amani Hooker	Pick originally from Miami through New Orleans
	Draft Choice:	Round 5, 2019	#168	OLB D'Andre Walker	Pick originally from New Orleans
N.Y. Jets Receive:	Draft Choice:	Round 4, 2019	#121	TE Trevon Wesco	
	Draft Choice:	Round 5, 2019	#157	LB Blake Cashman	

### 3. August 29, 2019

Tennessee Receives:	Player:	OLB Reggie Gilbert		
Green Bay Receives:	Draft Choice:	Round 6, 2020	#208	C Jake Hanson

### 4. August 31, 2019

Tennessee Receives:	Draft Choice:	Round 7, 2020	#224	QB Cole McDonald
Cleveland Receives:	Player:	WR Taywan Taylor		

## HEAD COACH MIKE VRABEL

[Click For Complete Online Bio](#)

[The OTP: Exclusive Interview with Mike Vrabel](#)

[Video: Watch "The Mike Vrabel Show"](#)

[Video: Watch Mike Vrabel's latest press conference](#)

[Video: Introducing Mike Vrabel's Second and Seven Foundation](#)

[Mike Vrabel Named AP 2021 NFL Coach of the Year](#)

[Video: Igniting the Fire - Who is Mike Vrabel?](#)



**Mike Vrabel** was named head coach of the Titans on Jan. 20, 2018, becoming the 19th head coach in franchise history.

Vrabel, who enters 2023 as the NFL's ninth-longest tenured head coach with his current team, is the organization's fourth head coach to serve for at least five complete seasons, joining **Wally Lemm** (1966–1970), **Bum Phillips** (1975–1980) and **Jeff Fisher** (1994–2010). Measured against each member of the group in years one through five of their respective terms, Vrabel's 50 wins from 2018 to 2022 set a new benchmark, and his .575 winning percentage (50-37) ranked second behind only Phillips, who was 48-32 (.600) in his initial five years with the Oilers.

Vrabel finished the 2022 campaign ranked third in Titans/Oilers history in total career wins among head coaches. His 50 wins trailed only franchise Ring of Honor members Fisher (147) and Phillips (59).

With three playoff appearances in his first five years (2019, 2020 and 2021), Vrabel is the sixth head coach in Oilers/Titans history to coach at least three playoff teams. The others are Fisher (six), **Jack Pardee** (four), Phillips (three), **Jerry Glanville** (three) and Lemm (three). The Titans won back-to-back AFC South titles in 2020 and 2021, marking the first time the organization accomplished the feat since the Oilers won the first three AFL Eastern division titles from 1960 to 1962.

In each of Vrabel's first five seasons, the Titans had a minimum of a win-and-in scenario to reach the postseason entering the final week of the regular season. The two non-playoff seasons under his leadership came down to such circumstances in 2018 and 2022.

Situationally, Vrabel's teams have fared among the NFL leaders in several categories. From 2018 to 2022, the Titans had a .640 winning percentage in three-point games (16-9), which ranked second in the league

### MIKE VRABEL AT A GLANCE

- Year as Titans head coach: **6**
- Year as NFL head coach: **6**
- Regular season record: **51-40**
- Postseason record: **2-3**
- Overall record: **53-43**
- Regular season home record: **28-17**
- Regular season road record: **23-23**
- vs. Jaguars: **7-3**
- At home vs. Jaguars: **4-1**
- On the road vs. Jaguars: **3-2**
- vs. Doug Pederson: **1-2 (1-0 vs. Phi.; 0-2 vs. Jax.)**

Mike Vrabel's Career Coaching Ledger:

Years	Team	Position
2018-23	Tennessee Titans	Head Coach
2017	Houston Texans	Defensive Coordinator
2014-16	Houston Texans	Linebackers Coach
2012-13	Ohio State University	Defensive Line Coach
2011	Ohio State University	Linebackers Coach

Mike Vrabel's Career Playing Ledger:

Years	Team	Position
2009-10	Kansas City Chiefs	Linebacker
2001-08	New England Patriots	Linebacker
1997-00	Pittsburgh Steelers	Linebacker

behind only the Green Bay Packers (.658). In the same period, their .855 winning percentage (47-8) in regular season games in which they had a fourth-quarter lead tied for sixth in the NFL. Vrabel's team was 5-2 in overtime games from 2018 through 2022, tying the Kansas City Chiefs (5-0) for the second-most overtime wins behind the Las Vegas Raiders (7-3). On the road, the Titans were 28-18 (.561), tying for the league's sixth-best road record.

From 2018 to 2022, the Titans had the NFL's second-best rushing offense, averaging 139.9 yards per game on the ground. Only the Baltimore Ravens were better (170.8). The offense ranked first in the NFL in the red zone, scoring touchdowns on 66.8 percent of drives inside the opponent's 20-yard line (173 of 259), and the Titans also had the NFL's ninth-best team passer rating at 95.8.

On the other side of the ball, the Titans ranked fourth in rushing defense from 2018 to 2022, allowing 100.2 rushing yards per contest. Also in that five-year stretch, the Titans were seventh in scoring defense (21.8 opponent points per game).

During the 2022 season, the Titans led the NFL in total number players used for the second consecutive season. A total of 86 players took the field for at least one game, partly as a result of 31 players being placed on injured reserve from the time the roster was cut to 53 players through the end of the campaign. The Titans relied heavily upon their youth, as rookies combined for 145 games played (tied for third in the NFL) and 56 starts (sixth).

The 2022 Titans led the NFL in rushing defense for the first time as a team since 2003. They allowed only 1,307 total rushing yards for a league-best average of 76.9 yards per contest—the second-best finish in franchise history (73.4 in 1960). The Titans also ranked third in third-down defense in 2022, allowing a conversion rate of 34.2 percent (77 of 225).

#### Vrabel Honored as NFL's Top Coach in 2021

Vrabel was named the Associated Press NFL Coach of the Year in 2021 after directing the Titans to a 12-5 record during the regular season. The Titans won the AFC South, and they claimed the top seed in the AFC playoff field for the first time since 2008. They did so despite needing to use 91 total players during the season—the most in NFL history in a non-strike year. After the final preseason roster cuts through the end of the season, the team placed 26 different players on injured reserve and 21 different players on the reserve/COVID-19 list, plus additional practice squad players that received those designations.

The 2021 Titans ranked second in rushing defense (84.6 yards allowed per game), 12th in total defense (329.8), sixth on third down (36.7 percent), sixth in scoring defense (20.8 points per game) and ninth in sacks (43). Offensively, the Titans finished fifth in rushing (141.4 yards per game) despite missing **Derrick Henry** for nine games due to injury. The offense also ranked eighth on third down (43.6 percent), fifth in the red zone (63.9 percent) and first in goal-to-go efficiency (87.5 percent).

In 2021, Vrabel joined Pardee and Glanville as the only head coaches in team annals to preside over at least three playoff squads in their initial four seasons as head coach, and he tied Pardee (43-26) for the most total wins by a head coach in his first four seasons with the organization.

#### Titans Take the AFC South in Year 3 Under Vrabel

The Titans won the 2020 AFC South title with an 11-5 record in the regular season, claiming their best record and first division title since going 13-3 in 2008. They finished with a 5-1 record within the division and a 6-2 mark in road games, all while navigating the challenges of the COVID-19 pandemic.

The Titans led the NFL in 2020 with a plus-11 turnover differential. Their 23 takeaways ranked seventh in the NFL, while their 12 turnovers were the second-fewest in the league in 2020 and tied for the ninth-lowest number since the NFL went to a 16-game schedule in 1978.

In 2020, the Titans tied for second place in total offense (396.4 yards per game) and ranked fourth in scoring offense (30.7 points per game). They became the first team in NFL history to generate at least 2,500 rushing yards (2,690) and 3,500 net passing yards (3,653) while surrendering 25 or fewer sacks (25). Their 6,343 total yards and 381 first downs established franchise records, while their 491 points amounted to the organization's second-best total.

The 2020 Titans joined the 1997 Detroit Lions as the only teams in NFL history to feature a 2,000-yard rusher, a 3,000-yard passer and a 1,000-yard receiver. Henry led the NFL in rushing for the second consecutive season, and his 2,027 rushing yards gave him the fifth-best total in league history. Meanwhile, **Ryan Tannehill** passed for 3,819 yards, and his 106.5 passer rating was the fifth-best number in the NFL. **A.J. Brown** was named to the

# TITANS 2023 COACHING STAFF

- Mike Vrabel . . . . . **Head Coach**
- Craig Aukerman . . . . . **Assistant Head Coach/Special Teams Coordinator**
- Brian Bell . . . . . **Assistant Director of Sports Performance**
- Scott Booker . . . . . **Safeties**
- Shane Bowen . . . . . **Defensive Coordinator**
- Kylan Butler . . . . . **Offensive Assistant**
- Ryan Crow . . . . . **Outside Linebackers**
- Tony Dews . . . . . **Tight Ends**
- Justin Hamilton . . . . . **Defensive Quality Control**
- Chris Harris . . . . . **Defensive Pass Game Coordinator/Cornerbacks**
- Jason Houghtaling . . . . . **Offensive Line**
- Matt Jones . . . . . **Offensive Line Assistant**
- Tim Kelly . . . . . **Offensive Coordinator**
- Bobby King . . . . . **Inside Linebackers**
- Zak Kuhr . . . . . **Inside Linebackers Assistant**
- Anthony Levine . . . . . **Special Teams Assistant**
- Lori Locust . . . . . **Defensive Quality Control**
- Charles London . . . . . **Pass Game Coordinator/Quarterbacks**
- Clinton McMillan . . . . . **Defensive Line Assistant**
- Rob Moore . . . . . **Wide Receivers**
- Pat O'Hara . . . . . **Passing Game Analyst**
- Justin Outten . . . . . **Run Game Coordinator/Running Backs**
- Frank Piraino . . . . . **Director of Sports Performance**
- Tom Quinn . . . . . **Special Teams Assistant**
- Haley Roberts . . . . . **Sports Performance Assistant**
- Tyler Rouse . . . . . **Sports Performance Assistant**
- Luke Stocker . . . . . **Offensive Assistant**
- John Streicher . . . . . **Director of Football Administration**
- Mike Sullivan . . . . . **Assistant Offensive Line**
- Terrell Williams . . . . . **Assistant Head Coach-Defense/Defensive Line**

Pro Bowl after recording his second consecutive 1,000-yard season (1,075) and tying for fifth place in the NFL with 11 touchdown catches.

### Titans to AFC Championship Game in Vrabel's Second Season

In 2019, Vrabel became the first head coach in the organization's history to win multiple playoff games within his first two seasons. The Titans won a pair of road games—at New England in the wild card round and at Baltimore in the divisional round—to advance to the 2019 AFC championship game, falling at Kansas City to the eventual Super Bowl champion Chiefs.

The Titans began the 2019 campaign with two wins in their first six games but rallied to win seven of their final 10 games in the regular season. From the time the NFL went to its current playoff format in 1990 through 2019, 345 teams went 2-4 or worse in their first six games of a season. From that group, the Titans became only the third team to advance to a conference championship game, joining the 2002 Titans (2-4) and the 1996 Jacksonville Jaguars (2-4).

The 2019 Titans ranked in the NFL's top 10 in scoring margin (eighth, +71), turnover margin (sixth, +6), offensive yards per play (fourth, 6.12), rushing offense (third, 138.9 yards per game), red zone efficiency (first, 75.6 percent), total touchdowns (tied for third, 54) and third-down defense (eighth, 36.3 percent).

In his first season as head coach, Vrabel directed the Titans to a 9-7 record. His nine wins tied for the fourth-highest total in franchise history by a first-year head coach.

With only 82 penalties enforced against the Titans in 2018, Vrabel's team led the NFL and set a franchise record (16-game season) for fewest penalties in a season. The 2018 Titans also placed third in points allowed (18.9 per game), eighth in total defense (333.4 yards per game), sixth in passing defense (216.9), second in red zone defense (44.7 percent touchdown rate) and seventh in rushing offense (126.4) in the league rankings.

### Background as a Player and Coach

Vrabel arrived in Tennessee with 18 years of NFL experience, including four seasons as a coach and 14 seasons as a player. His distinguished playing career included three Super Bowl wins (2001, 2003 and 2004), one Pro Bowl selection (2007) and an All-Pro honor (2007). Vrabel played in 206 NFL games and totaled 57 sacks, 496 tackles, 11 interceptions, 20 forced fumbles, nine fumble recoveries and 10 touchdown receptions. Additionally, his teams advanced to the playoffs eight times (20 postseason games), with Vrabel recording eight postseason sacks and two postseason touchdown receptions.

Vrabel joined the Titans after four seasons with the Houston Texans, spending the first three seasons (2014-16) coaching linebackers and one year (2017) as the team's defensive coordinator. During his time in Houston, the Texans built one of the best defenses in the NFL and experienced tremendous success as a team – earning two division titles (2015, 2016).

Between 2014-16, the Texans defense ranked third in the NFL in yards allowed per game (319.9) and net passing yards (218.4). Houston also ranked first in third-down defense (33.6), fourth in opponent completion percentage (59.5) and sixth in points allowed per game (19.8). The 2016 defense ranked number one in the NFL, for the first time in franchise history, in yards allowed (301.3).

In 2017, his first year as a defensive coordinator, the Texans finished the campaign with 19 players on injured reserve. Despite the injuries, Vrabel led the defense to the fifth-best third-down percentage in the NFL and a franchise-record 3.97 yards per carry by opponents. Houston also had 18 different players record at least half a sack and 26 players tally at least one tackle for loss.

Vrabel spent his career playing and coaching with accomplished leaders, including **Bill Belichick**, **Bill Cowher**, **Romeo Crennel**, **Urban Meyer**, **Bill O'Brien** and **Todd Haley**.

As the Texans linebackers coach from 2014-16, Vrabel developed several players into top-notch performers, including **Jadeveon Clowney** (Pro Bowl, 2016), **Whitney Mercilus**, **Benardrick McKinney** (second-team All-Pro, 2016) and **Brian Cushing**. The 2015 Texans defense had the top third-down defense in the NFL (28.5 percent), which was the lowest percentage in franchise history and the lowest by any NFL team since the 2003 Titans (27.7 percent). The 2015 defense also set a franchise mark for sacks in a season with 45 - 22.5 coming from Vrabel's linebacking corps.

Prior to joining the NFL coaching ranks, Vrabel transitioned immediately from an NFL player to college coach. He started as the linebacker coach at Ohio State in 2011 and coached the defensive line from 2012–2013. The 2012 Buckeyes finished the season undefeated at 12-0. He also was named Big Ten Recruiter of the Year by ESPN.com in 2012.

Vrabel was selected by the Pittsburgh Steelers in the third round (91st overall) of the 1997 NFL Draft, after his playing career at Ohio State, where he earned All-America honors and Big Ten Conference Defensive Lineman of the Year in both 1995 and 1996.

A native of Akron, Ohio, Vrabel attended Walsh Jesuit High School. He and his wife, Jennifer, have two sons: Tyler and Carter.

## MOST WINS IN FRANCHISE HISTORY

In 2022, **Mike Vrabel** passed **Jack Pardee** for the third-highest win total in franchise history among head coaches. He trails only **Jeff Fisher** (147) and **Bum Phillips** (59).

Vrabel is also the sixth head coach in Oilers/Titans history to coach at least three playoff teams. The others are Fisher (six), Pardee (four), Phillips (three), **Jerry Glanville** (three) and **Wally Lemm** (three).

### Franchise leaders in career wins among head coaches (including playoffs):

Head Coach	Years	Won	Lost	Tied	Pct.	Playoff Seasons
1. Jeff Fisher	1994-2010	147	126	0	.538	6
2. O.A. "Bum" Phillips	1975-80	59	38	0	.608	3
<b>3. Mike Vrabel</b>	<b>2018-23</b>	<b>53</b>	<b>43</b>	<b>0</b>	<b>.552</b>	<b>3</b>
4. Jack Pardee	1990-94	44	35	0	.556	4
5. Wally Lemm	1961, 1966-70	38	40	4	.487	3
6. Jerry Glanville	1985-89	35	35	0	.500	3
7. Mike Munchak	2011-13	22	26	0	.458	0
8. Mike Mularkey	2015-17	21	22	0	.488	1
9. Frank "Pop" Ivy	1962-63	17	12	0	.586	1
10. Lou Rymkus	1960-61	12	7	1	.625	1

*Records include postseason*

## HEAD COACH CLASS OF 2018

When **Mike Vrabel** was hired in 2018, he joined six other head coaches who joined (or rejoined) their respective clubs in the same offseason: **Jon Gruden** (Oakland/Las Vegas Raiders), **Matt Nagy** (Chicago Bears), **Matt Patricia** (Detroit Lions), **Frank Reich** (Indianapolis Colts), **Pat Shurmur** (New York Giants) and **Steve Wilks** (Arizona Cardinals). Of those seven coaches, Vrabel was the only one still with his team at the conclusion of 2022 and had the most wins of the group. Vrabel's three playoff appearances also was the highest number among the coaches.

**Most total wins from 2018 to 2022 by head coaches hired during the 2018 offseason (through 2022):**

Coch	Team	Wins	Losses	Ties	Pct.	Playoff Appearances
1. <b>Mike Vrabel</b>	<b>Tennessee</b>	<b>50</b>	<b>37</b>	<b>0</b>	<b>.575</b>	<b>3</b>
2. Frank Reich	Indianapolis	38	30	0	.559	2
3. Matt Nagy	Chicago	34	33	0	.507	2
4. Jon Gruden	Las Vegas	22	31	0	.415	0
5. Matt Patricia	Detroit	13	29	1	.314	0
6. Pat Shurmur	N.Y. Giants	9	23	0	.281	0
7. Steve Wilks	Arizona	3	13	0	.188	0

## MOST WINS IN FIRST FIVE SEASONS

**Mike Vrabel** won 50 games in his first five seasons after joining the Titans as head coach in 2018. In doing so, he surpassed **Bum Phillips** for the most total wins by a head coach in his first five seasons with the organization. In Philips' first five seasons as head coach from 1975 through 1979, the Oilers were 48-32, including playoffs.

**Most total wins in Titans/Oilers history in a head coach's first five seasons, including playoffs\*:**

Coach	Seasons	Playoff Berths			W	L	T	Pct
		Season 1-5	W	L				
1. <b>Mike Vrabel</b>	<b>2018-2022</b>	<b>3</b>	<b>50</b>	<b>37</b>	<b>0</b>	<b>.575</b>		
2. O.A. "Bum" Phillips	1975-1979	2	48	32	0	.600		
3. Jeff Fisher	1995-1999*	1	47	37	0	.560		
4. Jack Pardee	1990-1994*	4	44	35	0	.557		
5. Jerry Glanville	1986-1989*	3	35	33	0	.515		
6. Wally Lemm	1966-1970*	2	28	40	4	.417		
7. Mike Munchak	2011-2013	0	22	26	0	.458		
8. Mike Mularkey	2016-2017*	1	19	15	0	.559		
9. Frank "Pop" Ivy	1962-1963	1	17	12	0	.586		
10. Lou Rymkus	1960-1961	1	12	7	1	.625		

\* Does not include interim seasons

Note: Glanville, Munchak, Mularkey, Ivy and Rymkus coached fewer than five seasons

## TITANS/OILERS HEAD COACH HISTORY

Head Coach	Years	Won	Lost	Tied	Pct.
<b>Mike Vrabel</b>	<b>2018-23</b>	<b>53</b>	<b>43</b>	<b>0</b>	<b>.552</b>
Mike Mularkey	2015-17	21	22	0	.488
Ken Whisenhunt	2014-15	3	20	0	.130
Mike Munchak	2011-13	22	26	0	.458
Jeff Fisher	1994-2010	147	126	0	.538
Jack Pardee	1990-94	44	35	0	.556
Jerry Glanville	1985-89	35	35	0	.500
Hugh Campbell	1984-85	8	22	0	.266
Chuck Studley	1983	2	8	0	.200
Ed Biles	1981-83	8	23	0	.258
O.A. "Bum" Phillips	1975-80	59	38	0	.608
Sid Gillman	1973-74	8	15	0	.347
Bill Peterson	1972-73	1	18	0	.052
Ed Hughes	1971	4	9	1	.321
Wally Lemm	1961, 1966-70	38	40	4	.487
Hugh "Bones" Taylor	1965	4	10	0	.285
Sammy Baugh	1964	4	10	0	.285
Frank "Pop" Ivy	1962-63	17	12	0	.586
Lou Rymkus	1960-61	12	7	1	.625

Records include postseason

## VRABEL'S RECORD VS. THE NFL

**Mike Vrabel's record by opponent since becoming Titans head coach in 2018:**

Opponent	Regular Season			Playoffs	
	W	L	T	W	L
Arizona	0	1	0		
Atlanta	2	0	0		
Baltimore	1	2	0	1	1
Buffalo	2	3	0		
Carolina	0	1	0		
Chicago	1	0	0		
Cincinnati	1	2	0	0	1
Cleveland	1	2	0		
Dallas	1	1	0		
Denver	2	1	0		
Detroit	1	0	0		
Green Bay	1	1	0		
Houston	6	4	0		
Indianapolis	6	5	0		
Jacksonville	7	3	0		
Kansas City	2	1	0	0	1
L.A. Chargers	2	2	0		
L.A. Rams	1	0	0		
Las Vegas	2	0	0		
Miami	1	1	0		
Minnesota	1	0	0		
N.Y. Giants	1	1	0		
N.Y. Jets	1	1	0		
New England	1	1	0	1	0
New Orleans	1	2	0		
Philadelphia	1	1	0		
Pittsburgh	0	3	0		
San Francisco	1	0	0		
Seattle	1	0	0		
Tampa Bay	1	1	0		
Washington	2	0	0		



## TITANS 2023 ASSISTANT COACHES

### SHANE BOWEN DEFENSIVE COORDINATOR

[Click For Complete Online Bio](#)


- Bowen was promoted to defensive coordinator in 2021 after spending his first three seasons with the Titans as outside linebackers coach.
- In 2022, the Titans led the NFL in rushing defense for the first time since 2003, surrendering a league-best average of 76.9 yards per contest for the second-best finish in franchise history (73.4 in 1960). The Titans also ranked third in third-down defense in 2022, allowing a conversion rate of 34.2 percent (77 of 225). The 28 total starters used on defense was the second-highest total in the NFL, and the 40 total players used on defense led the league.
- In 2021, the Titans ranked second in rushing defense (84.6), 12th in total defense (329.8 per game), sixth on third down (36.7 percent) and sixth in scoring defense (20.8 points per game). They tied for ninth in sacks (43), while outside linebacker Harold Landry III (12 sacks) and defensive linemen Denico Autry (nine sacks) and Jeffery Simmons (8.5) made the Titans the only NFL team in 2021 to have three players with at least eight sacks. Landry, Simmons and safety Kevin Byard were all named to the Pro Bowl, with Byard adding first-team All-Pro honors.
- In 2020, he added defensive play-caller to his responsibilities as outside linebackers coach. The Titans defense ranked seventh in the NFL with 23 takeaways, which tied for the most by a Titans defense since 2013 (25). The Titans also tallied 15 interceptions, which ranked seventh in the NFL and the most by the Titans since 2012 (19).
- Bowen joined the Titans in 2018 after spending two seasons (2016-17) as a defensive assistant for the Houston Texans. He arrived with nine years of coaching experience.
- In 2016, Bowen was part of a Texans staff that produced the NFL's number one defense (yards allowed) for the first time in franchise history. In 2017, the defense ranked fifth in third-down defense and set a franchise record for yards per carry by opponents (3.97).
- He also served at Kennesaw State as linebackers coach (2013-15), at Ohio State as a defensive graduate assistant (2012). He began his coaching career as an assistant at Georgia Tech (2009-11).
- A native of Pickerington, Ohio, Bowen was a three-year letter winner at Georgia Tech as an outside linebacker.



### CRAIG AUKERMAN ASSISTANT HEAD COACH/SPECIAL TEAMS COORDINATOR

[Click For Complete Online Bio](#)

- Aukerman was promoted to special teams coach in 2018. He joined the Titans in January 2017 as the assistant special teams coach.
- In 2022, Aukerman helped rookie punter Ryan Stonehouse lead the league and set a new NFL record with a 53.1-yard gross punting average. Stonehouse also finished fourth in the NFL and set a rookie record with a 44.0-yard net average. Kicker Randy Bullock made 17 of 20 field goals (85.0 percent) and made all 28 extra point attempts. Additionally, long snapper Morgan Cox was named to the Pro Bowl.
- In 2021, kicker Bullock finished ninth in franchise history with 120 points in a single season, while Brett Kern had the league's third-best ratio of punts inside the 20 to touchbacks (18:1). Chester Rogers ranked fifth in the NFL with a 9.8-yard punt return average, the best by a Titans player since 2012 (13.2 by Darius Reynaud). The kickoff coverage unit ranked eighth in the league (20.3-yard average).
- In 2020, Kern's 59.5 percent (22 of 37) of punts placed inside the 20 was the best of any player with at least 30 punts in a season since 1991.
- In 2019, the Titans finished fourth in the NFL in net punting and tied for the NFL lead with four total blocked kicks. Kern was named to his third consecutive Pro Bowl.
- The 2018 Titans set the NFL kickoff return average record (32.0).
- Prior to his arrival in Tennessee, he gained 17 years of coaching experience, including 10 seasons on the college level and seven years in the NFL.
- He spent four seasons (2013-16) with the San Diego Chargers working with their special teams, first as an assistant special teams coach (2013-15) and then as the special teams coordinator (2016).
- He also spent time in the NFL on the coaching staffs with the Jacksonville Jaguars (2011-12) and Denver Broncos (2010).
- In the college ranks, he coached at Findlay (2000), Miami (Ohio) (2001-02, 2005-08), Western Kentucky (2003-04), and Kent State (2009).
- Aukerman was a two-time NAIA All-American at the University of Findlay (Ohio), where he played defensive back and wide receiver from 1995-98.



### TIM KELLY OFFENSIVE COORDINATOR

[Click For Complete Online Bio](#)


- Kelly was promoted to offensive coordinator in 2023 after initially joining the Titans in 2022 as passing game coordinator. Prior to joining the Titans, he spent three seasons as the offensive coordinator for the Houston Texans.
- Kelly arrived in Tennessee with eight years of NFL experience, all with the Texans. He initially joined the Texans as an offensive quality control coach in 2014 and then was named offensive quality control/assistant offensive line coach in 2016. He was promoted to tight ends coach in 2017 and then elevated to offensive coordinator in 2019.
- In 2021, he guided quarterback Davis Mills to the second-best passer rating (88.8) among all rookie quarterbacks.
- In 2020, he directed an offense that ranked fourth in passing yards and 13th overall. Quarterback Deshaun Watson led the NFL with a career-best 4,823 passing yards, while also setting career marks in passing touchdowns (33), passer rating (112.7) and lowest interception total (seven).
- In 2019, his first season as offensive coordinator, Kelly's offense featured a 3,500-yard passer (Watson), a 1,000-yard receiver (DeAndre Hopkins) and a 1,000-yard rusher (Carlos Hyde).
- Kelly also has six years of college coaching experience with stops at Penn State (2012-13), Ball State (2011), Minnesota State-Moorhead (2010) and Illinois Wesleyan (2008-09).
- As a college player, Kelly played 48 games at defensive tackle and served as a team captain for Eastern Illinois.



### BRIAN BELL ASSISTANT DIRECTOR OF SPORTS PERFORMANCE

[Click For Complete Online Bio](#)

- Bell joined the Titans in 2018 after spending three seasons with the Houston Texans as assistant strength and conditioning coach. He was a member of back-to-back AFC South Division Championships in his first two campaigns in Houston.
- Bell was an assistant strength and conditioning coach at Penn State from 2012-13 and the head football strength and conditioning coach at his high school alma mater, DeMatha Catholic, in Hyattsville, Md., from 2011-12.
- Bell was a tight end and fullback at Kent State from 2002-06. In 2007, Bell signed with the Washington Commanders as an undrafted free agent and served on the team's practice squad.



### SCOTT BOOKER SAFETIES

[Click For Complete Online Bio](#)

- Booker joined the Titans in 2018 after spending 15 seasons in the college coaching ranks. After two seasons as a defensive assistant, he was promoted to safeties coach in 2020.
- In 2022, Booker helped Kevin Byard lead the Titans with four interceptions and 106 tackles. It was Byard's second consecutive season in which he led the squad in interceptions, and it was his third straight campaign (2020-22) leading the defense in tackles—all under Booker's tutelage. Safety Andrew Adams, who did not join the team until Week 3, recorded 11 starts, registered a career-high 60 tackles, and added an interception for a touchdown.





## TITANS 2023 ASSISTANT COACHES

- In 2021, Booker helped Byard earn first-team All-Pro and Pro Bowl honors. Byard became the franchise's first player to lead the team in tackles (88) and interceptions (five) in the same season since the team began tracking individual tackle statistics in 1974. Byard's 13 passes defended led all NFL safeties. Meanwhile, Amani Hooker was a full-time starter for the first time in his career and totaled a career-best 62 tackles.
- In 2020, the Titans defense ranked seventh in the NFL with 15 interceptions, which was most by the Titans since 2012. Byard led the defense and set a career high with 111 tackles.
- He spent the 2017 season as the safeties coach/special teams coordinator at Nebraska.
- Previously, Booker spent seven years (2010-16) at Notre Dame, as a tight ends/special teams coordinator (2012-16) and offensive intern (2010-11). He coached the secondary at Western Kentucky for one season (2009).
- Booker began his coaching career at his alma mater Kent State as a graduate assistant (2003-04) and secondary coach (2005-08).
- The Pittsburgh, Pa., native played collegiately at Kent State.

### KYLAN BUTLER OFFENSIVE ASSISTANT

[Click For Complete Online Bio](#)

- Butler joined the Titans for 2021 as part of the The NFL Bill Walsh Diversity Coaching Fellowship after seven years coaching at the collegiate level.
- Before arriving in Tennessee, he spent two seasons coaching wide receivers at Morehead State University. He also served as co-special teams coordinator in 2019 and was promoted to associate head coach for 2020-21. After the fall 2020 season was postponed due to the COVID-19 pandemic, Butler helped coach the team in its games during the spring of 2021.
- He spent two years at Glenville (W.Va.) State College, first as running backs coach in 2017 and then as offensive coordinator/wide receivers coach in 2018.
- Butler began his coaching career in 2014 at his alma mater, the University of Arizona, and spent three total seasons as an offensive graduate assistant.
- A native of Antioch, Calif., he appeared in 35 career games as a running back and on special teams for the Arizona Wildcats.



### RYAN CROW OUTSIDE LINEBACKERS

[Click For Complete Online Bio](#)

- Crow was promoted to outside linebackers coach in 2021 after initially joining the Titans in 2018. He arrived with seven previous seasons of coaching experience in the college ranks.
- In 2022, Crow worked with versatile defender Denico Autry, who led the defense with eight sacks and a career-high 45 quarterback pressures despite being limited to 12 games. Autry, Rashad Weaver (5.5) and Bud Dupree (four) combined for 17.5 of the defense's 39 sacks.
- In 2021, Titans outside linebackers accounted for 19 total sacks, including 12 sacks by Harold Landry III, who led the team, set a career high and ranked 10th in the NFL. Landry was named to his first career Pro Bowl.
- After serving as a defensive assistant for his first two seasons with the Titans, his title was changed to assistant special teams coach in 2020.
- Crow served as a graduate assistant at Ohio State (2017) and worked primarily with linebackers.
- Crow spent three seasons at Baldwin Wallace University as offensive coordinator/offensive line coach (2015-16) and offensive line coach (2014). He also spent three seasons at Purdue as a graduate assistant working with the offensive line (2012-13) and one season as assistant strength coach (2011).
- A native of Findlay, Ohio, Crow played linebacker at Bowling Green and earned a scholarship after initially walking on.



### TONY DEWS TIGHT ENDS

[Click For Complete Online Bio](#)


- Dewes joined the Titans in 2018 with 20 previous years of coaching in the college ranks. He spent his first five years with the club as running backs coach before moving to tight ends coach in 2023.
- With Dewes as his position coach from 2018 to 2022, Derrick Henry led the NFL with 7,101 rushing yards and 55 rushing touchdowns. During that time, Henry led the NFL in rushing two times (2019 and 2020) and was selected to three Pro Bowls.
- In 2022, Henry was named to the Pro Bowl after finishing the season with 1,538 yards and 13 touchdowns. He finished second in the NFL in rushing yards behind Las Vegas Raiders tailback Josh Jacobs (1,653). With a career-high 398 receiving yards, Henry's 1,936 scrimmage yards ranked fifth in franchise history and was the second-best number of his career (2,141 in 2020).
- In 2021, the Titans were fifth in rushing offense, averaging 141.4 rushing yards per game. Henry ranked ninth in the NFL with 937 rushing yards despite missing nine games. With Henry out, D'Onta Foreman (566 rushing yards) and Dontrell Hilliard (350) each set career highs in rushing yards.
- In 2020, the Titans had the NFL's second-ranked rushing offense (168.1 yards per game). Henry led the NFL in rushing for the second consecutive season and produced the eighth 2,000-yard rushing season in league history. Henry's 2,027 rushing yards ranked fifth in NFL history.
- In 2019, the Titans finished third in the NFL in rushing offense with Henry leading the league with 1,540 rushing yards.
- In 2018, the Titans finished with the NFL's seventh-ranked rushing offense, as Henry ranked second in the AFC with 1,059 rushing yards.
- Prior to his arrival in Tennessee, Dewes coached running backs at West Virginia in 2017.
- Dewes had stints coaching wide receivers at Arizona (2012-16), tight ends at Pittsburgh (2011), wide receivers at Michigan (2008-10), wide receivers at West Virginia (2007), linebackers at UNLV (2006), special teams (2005) and tackles/tight ends (2004) at Central Michigan, defensive line at Holy Cross (2002), offensive line at California (Pa.) and defensive line at Millersville (1998). He was a graduate assistant at West Virginia from 1999-2001.
- A native of Clifton, Va., Dewes played tight end at Liberty University, where he was the team's leading receiver in both of his final two seasons.



### JUSTIN HAMILTON DEFENSIVE QUALITY CONTROL

[Click For Complete Online Bio](#)

- Hamilton joined the Titans in 2023 after 11 seasons coaching in the college ranks.
- He was the defensive coordinator at Virginia Tech from 2020 to 2021. He initially joined the Hokies in 2018 as director of player development-defense and was then promoted to safeties coach in 2019.
- Prior to his time in Blacksburg, he coached four seasons at VMI, first as outside linebackers/co-special teams coach (2014-16) and one season (2017) as inside linebackers/co-special teams coach. He started his coaching career at Virginia-Wise for three seasons (2011-13).
- Hamilton played 12 games in the NFL with Cleveland (10 games in 2006) and Washington (two games in 2008), after being a seventh-round selection by the Browns in the 2006 NFL Draft.
- As a college player at Virginia Tech (2002-05), Hamilton played in 52 career games as a defensive back, running back and wide receiver.




## TITANS 2023 ASSISTANT COACHES

### CHRIS HARRIS

#### DEFENSIVE PASS GAME COORDINATOR/ CORNERBACKS

[Click For Complete Online Bio](#)

- Harris was hired in 2023 as defensive pass game coordinator/cornerbacks coach.
- He arrived in Tennessee with nine previous seasons in the NFL as a coach in addition to eight NFL seasons as a player.
- From 2020 to 2022, he was the defensive backs coach for the Washington Commanders.
- From 2020-22, the Commanders defense ranked eighth in the NFL in passing yards allowed (213.1 yards per game) and fourth in total yards allowed (323.4 yards per game).
- The Commanders ended the 2022 season in the top 10 in a number of categories, including total defense (third), passing yards allowed (fourth), points allowed (seventh), third-down defense (first) and red-zone defense (eighth).
- Prior to his time in Washington, Harris spent four seasons (2016-19) with the Los Angeles Chargers as assistant defensive backs coach.
- He began his coaching career as a defensive quality control coach for the Chicago Bears from 2013 to 2014.
- Harris played eight seasons at safety with Chicago (2005-06, 2010-11), Carolina (2007-08), Detroit (2011) and Jacksonville (2012). He earned Associated Press second-team All-Pro honors in 2010 with the Bears. His career totals included 16 interceptions in 101 games (88 starts).
- Harris was selected by the Bears in the sixth round of the 2005 NFL Draft following his collegiate playing career at Louisiana-Monroe.




### JASON HOUGHTALING

#### OFFENSIVE LINE

[Click For Complete Online Bio](#)

- Houghtaling (pronounced "HO-tail-ing") was promoted to offensive line coach in 2023. He initially joined the Titans in 2021 as offensive line assistant.
- In 2022, the Titans used six different starting offensive line combinations. Three members of the line recorded career highs in starts: Aaron Brewer (17), Dennis Daley (15) and rookie Nicholas Petit-Frere (16). Petit-Frere became the fourth offensive lineman in the franchise's "Titans era" (1999-present) to start at least 16 games as a rookie, and center Ben Jones was named to his first Pro Bowl. The line helped Derrick Henry finish second in the NFL with 1,538 rushing yards.
- In 2021, injuries forced the Titans to use seven different starting offensive line combinations, including five different starters at left tackle. However, the offense managed to finish fifth in rushing, averaging 141.4 rushing yards per game. Left guard Rodger Saffold III was named to his first career Pro Bowl.
- Prior to arriving in Tennessee, he spent 2020 as the offensive line coach at Colgate.
- Houghtaling spent 12 total seasons over three stints at Wagner College (2006-09, 2011-12, 2014-19), including serving as head coach for the Seahawks from 2015 to 2019.
- He also served as head coach at Hudson Valley Community College in 2010 and as the offensive coordinator at Cornell in 2013.
- A native of Windsor, N.Y., he attended Lafayette College and played defensive line before injuries ended his career. He graduated from the University of Binghamton.




### MATT JONES

#### OFFENSIVE LINE ASSISTANT

[Click For Complete Online Bio](#)

- Jones joined the Titans in 2023 after spending four seasons (2019-22) at the University of Tennessee-Martin, as the team's run game coordinator and tight end/offensive tackle coach.
- He helped the UT-Martin Skyhawks to back-to-back Ohio Valley Conference titles in 2021 and 2022.
- Prior to joining UT-Martin, Jones had stops as an offensive line coach at Texas Southern (2017-18), Jackson State (2016), Tulane (2014-15), Villanova (tight ends, 2013), Avila University (2011-12) and the University of Saint Francis (Illinois) (2009-10).
- A native of Chicago, Ill., Jones attended Eastern Illinois University.



### BOBBY KING

#### INSIDE LINEBACKERS

[Click For Complete Online Bio](#)

- King joined the Titans in 2022 after spending the previous five seasons with the Houston Texans.
- In 2022, five different players started multiple games at inside linebacker: Zach Cunningham, David Long Jr., Dylan Cole, Monty Rice and Jack Gibbens. Long set career highs with 12 starts and 86 tackles, while Cole established career bests with eight starts and 51 tackles. The unit helped the Titans finish first in the NFL in rushing defense (76.9 opponent rushing yards per game).
- King arrived in Tennessee with 12 years of NFL coaching experience, including eight total seasons with the Houston Texans (2017-21, 2011-13). He coached the defensive line in 2021 after leading the inside linebackers from 2017 to 2020.
- In 2020, linebacker Zach Cunningham led the NFL with a career-high 163 tackles on the season.
- In 2018, linebacker Benardrick McKinney earned Pro Bowl honors after posting 105 stops, seven passes defensed, five tackles for loss, 1.5 sacks, a forced fumble and an interception. The Texans 2018 defense led the league in opponent average rushing yards per carry (3.44) and ranked third in rushing yards allowed (1,323).
- Before returning to the Texans in 2017, King spent three seasons (2014-16) with the San Diego Chargers as assistant linebackers coach. His first stint in Houston was as assistant linebackers coach (2012-13) and defensive assistant (2011). He entered the NFL as defensive quality control/assistant linebackers coach for Dallas in 2010.
- King spent seven seasons in the college game with stops at West Texas A&M (2008-09, 2005), Baylor (2006-07) and his alma mater, Texas-El Paso (2002-03), where he previously was a two-year starter on the defensive line.




### ZAK KUHR

#### INSIDE LINEBACKERS ASSISTANT

[Click For Complete Online Bio](#)

- Kuhr joined the Titans in 2020 after a season as offensive analyst at the University of Texas in 2019.
- In 2022, five different players started multiple games at inside linebacker: Zach Cunningham, David Long Jr., Dylan Cole, Monty Rice and Jack Gibbens. Long set career highs with 12 starts and 86 tackles, while Cole established career bests with eight starts and 51 tackles. The unit helped the Titans finish first in the NFL in rushing defense (76.9 opponent rushing yards per game).
- In 2021, the rotation at inside linebacker included Rashaan Evans, Jayon Brown, David Long Jr. and Zach Cunningham. The quartet accounted for 212 total tackles and five interceptions, including Long's career highs of 75 tackles and two interceptions.
- He spent two seasons at Texas State. In addition to coaching running backs for the Bobcats from 2017-18, he was the co-offensive coordinator in 2017 and the offensive coordinator/assistant head coach in 2018.
- He coached running backs at Rutgers in 2016.



## TITANS 2023 ASSISTANT COACHES

- Following the 2013 season as a graduate assistant at Old Dominion, he spent two years at James Madison, where he coached running backs in 2014 and added co-offensive coordinator to his title in 2015.
- He interned under Urban Meyer at Ohio State from 2011 to 2012 after a two-year stint as a special teams coordinator at Edward Waters College.
- A native of Jacksonville, Fla., he attended the University of Florida.

### ANTHONY LEVINE SPECIAL TEAMS ASSISTANT

[Click For Complete Online Bio](#)

- Levine joined the Titans in 2023 after spending the 2022 campaign working in coaching and scouting for the Baltimore Ravens.
- He spent 10 years playing for the Ravens (2012-21), gaining notoriety as one of the league's top performers on special teams.
- He originally entered the NFL in 2010 as an undrafted rookie with the Green Bay Packers and spent two campaigns on Green Bay's practice squad.
- During his playing career, he appeared in 146 games and recorded 62 special teams stops, one forced fumble and one fumble recovery. As a defensive back/linebacker, he additionally tallied five starts, 149 tackles and two interceptions.
- In Baltimore, he earned the nickname "Co-Cap" for his status as special teams captain.
- A native of Abbeville, La., Levine was a defensive back for four seasons at Tennessee State University (2006-09).



### LORI LOCUST DEFENSIVE QUALITY CONTROL

[Click For Complete Online Bio](#)

- Locust joined the Titans in 2023 after four seasons (2019-22) as the assistant defensive line coach for the Tampa Bay Buccaneers.
- During her four-year tenure in Tampa Bay, the Buccaneers led the NFL in rushing defense, allowing only 92.3 yards per game. Additionally, the team ranked fifth in sacks (187), third in tackles for loss (348), first in quarterback hits (452) and fifth in takeaways (102). Nose tackle Vita Vea earned his first Pro Bowl selection (2021), while totaling 15 sacks between 2019 and 2022, a total that led all nose tackles. Locust joined fellow Buccaneers assistant Maral Javadifar in becoming the first woman on an NFL coaching staff to win a Super Bowl (LV).
- Prior to joining Tampa Bay, Locust served as the assistant defensive line coach for the Birmingham Iron of the Alliance of American Football and served as a coaching intern with the Baltimore Ravens during their 2018 training camp.
- Locust also spent time coaching with the Lehigh Valley Steelhawks (National Arena League), Central Penn Capitals (NAL), the York Capitals (American Indoor Football), the Central Penn Piranha (semi-professional) and her high school alma mater, Susquehanna Township (Harrisburg, Pa.) High School.
- She attended Temple University and also played football (2004-08) for the Central Penn Vipers in the Independent Women's Football League.



### CHARLES LONDON PASS GAME COORDINATOR/ QUARTERBACKS

[Click For Complete Online Bio](#)

- London re-joined the Titans in 2023 after spending the 2021 and 2022 seasons with the Atlanta Falcons as quarterbacks coach. He previously served on the Titans staff in 2011.
- In 2022, he worked with Falcons rookie quarterback Desmond Ridder, who started the final four games of the season and posted a quarterback rating of 86.4 with each game seeing a higher rating than the previous game. As an offense, the Falcons ranked 10th on third down and 14th in the red zone.
- Prior to joining the Falcons, London spent three seasons (2018-20) with the Chicago Bears as running backs coach. During his time with




- the Bears, he worked with a trio of running backs who reached 1,000 scrimmage yards in at least one season – Jordan Howard (2018), Tarik Cohen (2018) and David Montgomery (2019 and 2020). Cohen and Montgomery posted career-high rushing totals under his tutelage.
- London spent four seasons with the Houston Texans (2014-17) as running backs coach after two seasons at Penn State (2012-13) as running backs coach/recruiting coordinator.
- He entered the coaching profession as a graduate assistant (2004-05) and then running backs coach (2006) at his alma mater, Duke, followed by a stint as offensive quality control coach in Chicago (2007-09), a season as a pro scout in Philadelphia (2010) and one season with the Titans as offensive assistant/quality control coach (2011).

### CLINTON McMILLAN DEFENSIVE LINE ASSISTANT

[Click For Complete Online Bio](#)

- McMillan initially joined the Titans in 2021 as part of the NFL's Bill Walsh Coaching Fellowship.
- Working with the defensive line in 2022, he helped the Titans finish first in the NFL in rushing defense (76.9 opponent rushing yards per game). Defensive tackle Jeffery Simmons was named to the Pro Bowl after posting 7.5 sacks, while nose tackle Teair Tart recorded a career-high 16 starts. Defensive end DeMarcus Walker established career highs in several categories, including 32 tackles and seven sacks.
- In 2021, McMillan primarily worked with the Titans outside linebackers. The group accounted for 19 total sacks, including 12 sacks by Harold Landry III, who led the team, set a career high and ranked 10th in the NFL. Landry was named to his first career Pro Bowl.
- McMillan was a senior analyst at Florida State from 2020 until joining the Titans in 2021.
- McMillan was defensive line coach at the University of Tennessee at Martin from 2017-19 and also held the titles of defensive run game coordinator and co-special teams coordinator in his time with the Skyhawks. He coached four all-conference performers during his tenure and in 2019 helped UTM lead the conference with 25 sacks.
- He began his coaching career at Sanford Seminole High School and Winter Park High School before stints at Weber State (2012-14), Marshall (2014-16) and Ohio Dominican (2017).
- McMillan played four years at defensive tackle for the University of Florida, appearing in 48 games and helping the Gators win the 2006 national championship.



### ROB MOORE WIDE RECEIVERS

[Click For Complete Online Bio](#)

- Moore joined the Titans in 2018 with 16 years of NFL experience as a player and coach.
- In 2022, rookie wide receiver Treyton Burks ranked ninth among NFL rookies with 444 receiving yards on 33 catches. Nick Westbrook-Ikhine recorded a career-high 13 starts, while Robert Woods came back from a knee injury to lead the team with 53 catches and 527 yards in his first season in Tennessee.
- In 2021, A.J. Brown posted a team-best 63 receptions, 869 receiving yards and five touchdown catches, becoming the first player in franchise annals to begin his career with at least 50 receptions and five touchdown receptions in three consecutive seasons. Nick Westbrook-Ikhine set career highs with 38 receptions, 476 receiving yards and four touchdown catches, helping to make up for significant time lost in 2021 by the receiving corps due to injuries. Brown, Julio Jones, Marcus Johnson, Cameron Batson and Racey McMath all had at least one stint on injured reserve.
- In 2020, Brown was selected to the Pro Bowl in his second year after posting 70 receptions for 1,075 yards and 11 touchdowns. Corey Davis set career highs with 984 receiving yards and five touchdowns and tied his career high with 65 catches.
- In 2019, Brown led the 2019 NFL rookie class in receiving yards (1,051), tied for the rookie lead in touchdown receptions (eight), ranked fifth among rookies in receptions (52) and ranked second among all NFL players in receiving average (20.2).



## TITANS 2023 ASSISTANT COACHES

- In 2018, Davis, led the offense in his second season with 65 receptions, 891 receiving yards and four touchdowns, seeing dramatic increases from his rookie campaign.
- Moore spent three seasons (2015-17) as the wide receivers coach for the Oakland Raiders and one year (2014) with the Buffalo Bills.
- During his three years in Oakland, he worked with Amari Cooper and Michael Crabtree, who totaled 435 receptions, 5,556 receiving yards and 43 touchdowns in that time.
- During his one year in Buffalo, he worked with Sammy Watkins, who set franchise records for a rookie with 65 receptions for 982 yards.
- Moore also spent time coaching at Syracuse (2010-13), Phoenix (Ariz.) Junior College (2009) and Montclair (N.J.) High School (2002-03).
- A native of Hempstead, N.Y., Moore had a 12-year NFL career playing for the New York Jets (1990-94) and Arizona Cardinals (1995-2001).

### PAT O'HARA

#### PASSING GAME ANALYST

[Click For Complete Online Bio](#)

- O'Hara became the passing game analyst in 2023 after serving as quarterbacks coach from 2018 through 2022.
- He arrived in Tennessee in 2018 after spending three seasons (2015-17) with the Houston Texans as an offensive assistant who helped coach quarterbacks. He arrived in Tennessee with 19 previous seasons of coaching experience.
- During his time as Titans quarterbacks coach, O'Hara helped Ryan Tannehill become the franchise career leader in passer rating (100.5 through 2022) and completion percentage (66.9) and rank sixth in passing yards (12,831) and fifth in passing touchdowns (89). From the time of Tannehill's first start in a Titans uniform (Oct. 20, 2019) through the conclusion of 2022, Tannehill's 100.7 passer rating ranked fourth in the NFL behind only Aaron Rodgers (106.0), Patrick Mahomes (103.3) and Jimmy Garoppolo (100.8).
- In 2021, Tannehill placed third on the franchise's single-season passing charts in attempts (531), completions (357) and completion percentage (67.2), and he ranked fourth with 3,734 passing yards.
- In 2020, Tannehill ranked fifth in the NFL with a 106.5 passer rating, which was second in franchise history behind Tannehill's own 2019 record of 117.5. Tannehill produced top-five numbers on several other franchise single-season lists in 2020, including 40 total touchdowns (first), 3,819 passing yards (third), 33 touchdown passes (tied for second), 65.5 completion percentage (fourth) and 7.9 yards per attempt (tied for fifth).
- In 2019, Tannehill led the NFL in passer rating (117.5—fourth in NFL history) and passing average (9.6). Tannehill set franchise records in both categories in addition to the team's completion percentage benchmark (70.3).
- In 2018, quarterback Marcus Mariota set a then-franchise record with a 68.9 completion percentage. He also finished with a career-best average of 7.64 yards per attempt and a career-low eight interceptions.
- O'Hara spent 10 years coaching in the Arena Football League, including stints as a head coach for the Los Angeles Avengers (2009), Tri-Cities Fever (AF2, 2009), Orlando Predators (2010-11) and New Orleans Voo-Doo (2012-14).
- He was an offensive coordinator for the AFL's Tampa Bay Storm for three seasons (2005, 2007-08).
- A native of Santa Monica, Calif., O'Hara was a 10th round selection for the Tampa Bay Buccaneers in the 1991 NFL Draft.



### JUSTIN OUTTEN

#### RUN GAME COORDINATOR/ RUNNING BACKS

[Click For Complete Online Bio](#)

- Outten (pronounced "OW-ten") joined the Titans coaching staff in 2023 after one season as the offensive coordinator for the Denver Broncos.
- Outten arrived in Tennessee with 17 years of coaching experience, including seven seasons in the NFL.
- In 2022, the Broncos tied for fifth place in the NFL in completions of 25-plus yards, trailing only Kansas City (49), Philadelphia (38), Miami (37)



and New England (36). Outten, who called plays for the Broncos in the last two games of the season, helped the offense post 471 total yards of offense in Week 18, which was the most by the team in a single game since Jan. 3, 2016.

- Outten coached tight ends with the Green Bay Packers from 2019 through 2021, during which time the unit collectively tallied 60-plus catches and 700-plus receiving yards in each of his three seasons. During his tenure in Green Bay, six different tight ends registered at least one touchdown reception, which tied for the second-most in the NFL during that span.
- In 2020, Outten coached tight end Robert Tonyan, who recorded 52 receptions for 586 yards (11.3 avg.). Tonyan totaled 11 touchdown receptions to set the single-season franchise mark for the position and tie All-Pro Travis Kelce for the league lead among tight ends.
- Outten joined the Atlanta Falcons in 2016 as an offensive intern and then as an offensive assistant in 2017 and 2018, helping to coach the offensive line.
- In addition to his time in the NFL, Outten spent eight seasons (2008-15) coaching at Westfield High School in Houston after beginning his coaching career at his alma mater, Syracuse University (2007).
- The Doylestown, Pa., native was a three-year letterwinner at Syracuse, and over his final two seasons as a player (2005-06), he appeared in all 23 games (22 starts) at center and was named team captain as a senior.

### FRANK PIRAINO

#### DIRECTOR OF SPORTS PERFORMANCE

[Click For Complete Online Bio](#)

- Piraino joined the Titans in 2019 after serving as head strength and conditioning coach for football at Boston College, where he spent six total seasons (2013-18).
- Piraino joined head coach Steve Addazio at Boston College after spending two seasons (2011-12) as his head strength and conditioning coach at Temple and one year as the head strength and conditioning coach for football at Marshall (2010).
- He served on the strength and conditioning staff at the University of Florida for five years (2005-09), during a stretch when Florida won a pair of national championships (2006 and 2008) under head coach Urban Meyer.
- He also spent time at Notre Dame (2004), Michigan State (2003-04) and Walsh Jesuit (Cuyahoga Falls, Ohio) High School (2000-03), as well as an internship with the Cleveland Indians (2000-01).
- Piraino graduated from the University of Akron and later earned a master's degree from Michigan State.



### TOM QUINN

#### SPECIAL TEAMS ASSISTANT

[Click For Complete Online Bio](#)

- Quinn joined the Titans in 2023 after one season on the staff at Army.
- He totaled 16 seasons (2006-21) on the staff at the New York Giants working with special teams. He first arrived in New York in 2006 as assistant special teams coach, and the following year he was elevated to special teams coordinator, a position he held for 11 years (2007-17) before spending his final four seasons with the Giants (2018-21) as assistant special teams coach.
- During his Giants tenure, he worked under four different head coaches, starting with Tom Coughlin and ending with Joe Judge, and he helped the team capture two Super Bowl titles.
- Before joining the NFL coaching ranks, he served 15 seasons in college coaching, including four seasons (2002-05) at Stanford coaching special teams. He also had stints at Davidson, James Madison, Boston University, Holy Cross and San Jose State.
- A native of Pasadena, Calif., he played linebacker at Arizona from 1986 to 1990.



## TITANS 2023 ASSISTANT COACHES

### TYLER ROUSE SPORTS PERFORMANCE ASSISTANT

[Click For Complete Online Bio](#)


- Rouse joined the Titans in 2022 as sports performance assistant after five seasons coaching in the collegiate ranks.
- In 2021, Rouse was on the staff at Colorado State University as assistant strength and conditioning coach. He spent the previous four seasons (2017-20) with the same title at his alma mater, Boston College.
- During a four-year playing career as a running back at Boston College, Rouse appeared in 48 games and rushed for 852 yards and 12 touchdowns on 199 attempts. A three-year starter, he added 22 receptions for 284 yards and a score and also returned 24 punts for 313 yards.
- The Baldwinsville, N.Y., native received his bachelor's degree from Boston College in 2017 and added a master's in sport administration in 2019.



### LUKE STOCKER OFFENSIVE ASSISTANT

[Click For Complete Online Bio](#)

- Stocker joined the coaching staff in 2023 following 11 years in the NFL as a player.
- As a player, Stocker was signed by the Titans as a free agent during the 2017 campaign and stayed with the club through 2018, head coach Mike Vrabel's first season in Tennessee. He also returned for training camp in 2021. In 19 games with the Titans (13 starts), he totaled 16 receptions for 177 yards and two touchdowns, while serving in a key role as a blocker in the running game.
- A fourth-round pick by the Tampa Bay Buccaneers in the 2011 NFL Draft, Stocker spent six-plus seasons with the Buccaneers until joining the Titans. He later appeared in games for the Atlanta Falcons (2019-20) and Minnesota Vikings (2021). In 142 career games, he registered 91 starts and 85 receptions for 705 yards and five touchdowns. He also participated in two playoff games with the Titans in 2017.
- The Berea, Ky., native attended the University of Tennessee (2007-10), where he tied a then-school record with 52 career games played, totaling 85 receptions for 956 yards and eight touchdowns.



### JOHN STREICHER DIRECTOR OF FOOTBALL ADMINISTRATION

[Click For Complete Online Bio](#)

- Streicher was promoted to director of football administration in 2023. He served as the coordinator of football development from 2020 to 2022 after beginning his tenure with the team as assistant to head coach Mike Vrabel from 2018 to 2019.
- Working closely with Vrabel, Streicher helped the Titans finish with four winning records and three postseason appearances in his first five seasons with the organization (2018-22). Vrabel finished the 2022 campaign ranked third in Titans/Oilers history among head coaches with 50 career wins, including postseason.
- Streicher joined the Titans in 2018 following two years (2016-17) as Texas State's director of football operations. There he managed the day-to-day operations of the program and oversaw recruiting under Bobcats head coach Everett Withers.
- From 2014-15, Streicher served on James Madison's football staff. He was promoted to the director of football operations and player personnel in 2015 after originally joining JMU as special assistant to the head coach.
- A native of Cincinnati, Ohio, Streicher went to James Madison after spending six seasons on the football staff at Ohio State.



### MIKE SULLIVAN ASSISTANT OFFENSIVE LINE

[Click For Complete Online Bio](#)

- Sullivan joined the Titans in 2014 and has worked with the offensive line since that time.
- In 2022, Sullivan completed his ninth season with the team. The Titans used six starting offensive line combinations, while three members of the line recorded career highs in starts: Aaron Brewer (17), Dennis Daley (15) and Nicholas Petit-Frere (16). Petit-Frere became the fourth offensive lineman in the franchise's "Titans era" (1999-present) to start at least 16 games as a rookie, and center Ben Jones was named to his first Pro Bowl.
- In 2021, injuries forced the team to use seven starting offensive line combinations, including five different starters at left tackle. The offense still managed to finish fifth in rushing (141.4 rushing yards per game). Left guard Rodger Saffold III was named to his first career Pro Bowl.
- In 2020, the Titans ranked second in rushing (168.1 yards per game) and sixth in sacks allowed (25). Henry recorded the fifth-highest single-season rushing total in NFL history with an NFL-high 2,027 rushing yards.
- In 2019, the Titans finished third in the NFL in rushing offense with Henry leading the league in rushing yards (1,540). Rookie Nate Davis started 15 consecutive games (including playoffs) at right guard.
- He joined the Titans in 2014 after one season as offensive line coach for the Cleveland Browns (2013). He had two other stints with the Browns (2001-04 and 2007-08) and also spent four seasons (2009-12) as offensive line coach for the San Diego Chargers.
- He has three seasons of college experience, as offensive line coach for Western Michigan (2005-06) and as a graduate assistant for his alma mater, the University of Miami (Fla.) (2000). He began his coaching career in 1997, spending five seasons coaching in Europe.
- A native of Chicago, Ill., Sullivan played in 48 games for the Tampa Bay Buccaneers from 1992-95.



### TERRELL WILLIAMS ASSISTANT HEAD COACH-DEFENSE/ DEFENSIVE LINE

[Click For Complete Online Bio](#)

- Williams was promoted to assistant head coach-defense/defensive line in 2023 after spending five seasons as defensive line coach.
- He initially joined the Titans in 2018 with 20 previous years of coaching experience, including six seasons in the NFL.
- In 2022, he helped the Titans lead the NFL in rushing defense, as the unit allowed only 76.9 opponent rushing yards per game—the second-lowest number in franchise history. Defensive tackle Jeffery Simmons was named to his second Pro Bowl after posting 7.5 sacks, while nose tackle Tear Tart recorded a career-high 16 starts. Defensive end DeMarcus Walker established career highs in several categories, including 32 tackles and seven sacks.
- In 2021, the Titans defensive line accounted for 22 total sacks, including nine sacks by Denico Autry, who tied his career high. Simmons was named to his first career Pro Bowl after setting career highs in several categories, including sacks (8.5).
- In 2020, Simmons became the first player in the franchise's "Titans era" (since 1999) to post at least three fumble recoveries, three sacks and five passes defended in the same season.
- In 2018 and 2019, Williams helped Jurrell Casey earn his fourth and fifth Pro Bowl berths.
- Williams spent three seasons coaching the defensive line with the Miami Dolphins (2015-17). During that time, Cameron Wake tallied 29 sacks, the eighth-highest total by a player, and Ndamukong Suh posted 15.5 sacks, the eighth-highest number of sacks among defensive tackles.
- Williams also spent three seasons coaching the defensive line with the Oakland Raiders (2012-14).
- Williams also spent time at Texas A&M (2010-11), Purdue (2006-09), Akron (2004-05), Youngstown State (2002-03), North Carolina A&T (1999-2001) and Fort Scott Community College (1998).
- A native of Los Angeles, Calif., Williams played collegiately at East Carolina as a nose tackle.



## NISSAN STADIUM

In 2015, the Titans and Nissan North America announced the formation of a 20-year, exclusive naming-rights partnership that rebranded Nashville's downtown stadium as Nissan Stadium.



Nissan Stadium hosts all Titans home football games, Tennessee State University football games, the Music City Bowl, the CMA Music Festival, major concerts and numerous other events.

The procurement of naming rights to Nissan Stadium fit the automotive company's 'Fewer, Bigger, Better' marketing strategy, which has included ongoing sponsorships of NBC's 'The Voice,' the Heisman House college football program and a major advertising presence in this year's Super Bowl. Nissan is also now the official automotive partner of the Tennessee Titans.

Nissan's ever-growing footprint in Tennessee includes vehicle and powertrain manufacturing facilities in Smyrna and Decherd respectively, along with its North American headquarters in Franklin.

The Nissan Smyrna Plant began operations in 1983 and employs more than 8,400 people. In 2014, the Smyrna plant assembled more than 648,000 vehicles, making it the highest volume automotive assembly plant in North America. Nissan also has a major manufacturing presence in Canton, Miss., along with research and development groups in California, Arizona and Michigan. In total, the company employs more than 22,000 employees in the U.S.

One component of the Titans-Nissan partnership is assisting charitable organizations throughout Middle Tennessee in an array of community outreach programs. A centerpiece of this is the annual "Taste of Titans" charitable event, for which Nissan serves as presenting sponsor. During the course of a 20-year relationship, a total of more than \$1 million resulting from these annual events is anticipated to be distributed to local non-profit organizations.

Nissan Stadium is a city-owned venue that has housed the Titans since 1999. The naming rights agreement includes the opportunity for Nissan branding on the exterior of the stadium, as well as stadium signage and other unique displays inside the stadium. LP Building Products held the naming rights to the stadium from 2006 until the Nissan partnership was established in 2015.

### Titans/Oilers all-time regular-season record by home venue:

Stadium	Seasons	W-L-T	Pct.
Jeppesen Stadium	1960-1964	25-11-0	.694
Rice Stadium	1965-1967	11-10-0	.524
Astrodome	1968-1996	113-103-2	.523
Liberty Bowl	1997	6-2-0	.750
Dudley Field (Vanderbilt Stadium)	1998	3-5-0	.375
<b>Nissan Stadium</b>	<b>1999-2023</b>	<b>113-83-0</b>	<b>.577</b>

## TICKET INFORMATION

Tickets for the 2023 season at Nissan Stadium are now on sale. To find out about ticket options, fans can visit [TennesseeTitans.com/tickets](https://TennesseeTitans.com/tickets), email [ticketsales@titans.nfl.com](mailto:ticketsales@titans.nfl.com) or call (615) 565-4200. Information on season ticket memberships, single-game tickets, flex plans, group tickets, suite sales and "Fireball Fast Passes" is available.

Titans season ticket members receive the best seat locations at the best price, flexible interest-free payment plans and playoff ticket priority. Additional benefits include access to exclusive VIP events year-round, special discounts on concession items, pre-sales to Nissan Stadium events and concerts, and a unique season ticket member gift each season.

## NISSAN STADIUM RECORD WHEN ...

### The Titans at Nissan Stadium (1999-present):

	Games	Record	Pct.
Regular Season	196	113-83	.577
Postseason	6	2-4	.333
<b>Combined</b>	<b>202</b>	<b>115-87</b>	<b>.569</b>


Record When ...	Reg. Season	Playoffs
September	23-17	
October	28-21	
November	25-19	
December	34-25	
January	3-1	2-4
Thursday	5-4	
Friday	0-1	
Saturday	2-2	2-2
Sunday	98-73	0-2
Monday	7-3	
Tuesday	1-0	
Against own division	44-34	0-1
Against AFC	82-64	2-4
Against NFC	31-19	
Overtime games	8-6	1-0
In primetime	14-12	
Temperature 80+	8-6	
Temperature <40	10-11	1-2
Titans score 20 points	94-34	2-0
Titans score 30 points	39-6	1-0
Titans allow <20 points	72-14	1-2
Titans allow <10 points	17-0	
Titans net 300 yards	84-50	1-3
Opponents net <300 yards	53-12	1-2
Titans commit 0 turnovers	38-12	
Titans force 2 turnovers	71-25	

## WINNING AT HOME

Since the 2016 season, the Titans have been one of the NFL's most successful teams at home. From 2016 through 2023, their 39-22 record at home is the league's 11th-best mark.

### Highest winning percentage in home games (regular season) since 2016:

Team	Wins	Losses	Ties	Win Pct
1. Kansas City Chiefs	48	14	0	.774
2. Green Bay Packers	44	16	1	.730
3. Dallas Cowboys	43	18	0	.705
4. Pittsburgh Steelers	43	19	1	.690
5. Buffalo Bills	42	20	0	.677
Baltimore Ravens	42	20	0	.677
7. Philadelphia Eagles	40	20	1	.664
8. Minnesota Vikings	41	21	0	.661
9. Miami Dolphins	40	21	0	.656
10. Seattle Seahawks	40	22	0	.645
<b>11. Tennessee Titans</b>	<b>39</b>	<b>22</b>	<b>0</b>	<b>.639</b>
12. New England Patriots	40	23	0	.635



GAME PREVIEW

TEAM NOTES

PLAYER NOTES

MEDIA

STATISTICS

ROSTERS

## TITANS/OILERS ALL-TIME RECORD

	W	L	T
<b>Regular Season:</b>	<b>473</b>	<b>496</b>	<b>6</b>
Home	271	214	2
Road	202	282	4
As Titans (1999-present)	206	189	0
As Oilers (1960-1998)	267	307	6
<b>Postseason:</b>	<b>17</b>	<b>23</b>	<b>0</b>
Home	6	7	0
Road	11	15	0
Super Bowl (XXXIV)	0	1	0
As Titans (1999-present)	8	10	0
As Oilers (1960-1998)	9	13	0

**All-time playoff appearances by the Oilers/Titans:** 1960, 1961, 1962, 1967, 1969, 1978, 1979, 1980, 1987, 1988, 1989, 1990, 1991, 1992, 1993, 1999, 2000, 2002, 2003, 2007, 2008, 2017, 2019, 2020, 2021

**All-time division titles by the Oilers/Titans:** 1960, 1961, 1962, 1967, 1991, 1993, 2000, 2002, 2008, 2020, 2021

## WINNING IN THE AFC SOUTH

Since **Mike Vrabel** arrived as head coach in 2018, the Titans have built the best division record in the AFC South.

**Best division winning percentage in the AFC South, 2018–2023:**

Team	Wins	Losses	Ties	Win %
1. Tennessee Titans	19	12	0	.613
2. Houston Texans	17	14	1	.547
3. Indianapolis Colts	17	16	1	.515
4. Jacksonville Jaguars	11	22	0	.333

## SEVEN-POINT COMEBACKS UNDER VRABEL

**Mike Vrabel's** Titans have won seven times after trailing by at least seven points in the fourth quarter, most recently accomplishing the feat twice in 2021. Since Vrabel's tenure began in 2018, only the Green Bay Packers and Pittsburgh Steelers have had more fourth-quarter comebacks of seven or more points than the Titans.

**Most victories since 2018 after trailing by seven or more points in the fourth quarter:**

Team	Wins
1. Green Bay Packers	9
2. Pittsburgh Steelers	8
3. Tennessee Titans	7
Minnesota Vikings	7
5. Kansas City Chiefs	6
Tampa Bay Buccaneers	6
New York Jets	6
8. New Orleans Saints	5
Washington Commanders	5
Las Vegas Raiders	5
New York Giants	5
Los Angeles Chargers	5

**Titans wins from 2018 to 2023 after trailing by seven or more points in the fourth quarter:**

Date	Opponent	Largest 4th Quarter Deficit	Final Score
Sept. 30, 2018	Philadelphia	10-17	26-23 (OT)
Dec. 2, 2018	N.Y. Jets	13-22	26-22
Nov. 10, 2019	Kansas City	20-29	35-32
Oct. 18, 2020	Houston	29-36	42-36 (OT)
Nov. 22, 2020	at Baltimore	13-21	30-24 (OT)
Sept. 19, 2021	at Seattle	16-30	33-30 (OT)
Oct. 18, 2021	Buffalo	24-31	34-31



## WINNING CLOSE GAMES

Since the beginning of the 2018 season, when **Mike Vrabel** began his tenure as Titans head coach, no NFL team has more wins than the Titans in games decided by three points or less. They won 16 games by three points or less from 2018 to 2022 and had a .640 winning percentage in such contests (16-9).

**Most wins in games decided by three points or less, 2018–2023:**

Team	W	L	T	Win%
1. Tennessee Titans	17	10	0	.630
2. New Orleans Saints	15	10	0	.600
Los Angeles Chargers	15	18	0	.455
4. Kansas City Chiefs	14	9	0	.609
Cleveland Browns	14	10	1	.580
Baltimore Ravens	14	13	0	.519
Seattle Seahawks	14	9	0	.609
8. Green Bay Packers	13	8	1	.614
Pittsburgh Steelers	13	8	2	.609
Houston Texans	13	11	1	.540
Las Vegas Raiders	13	11	0	.542

## TITANS ON LONG REST

Since **Mike Vrabel** became the head coach of the Titans in 2018, the Titans are 6-0 following their bye. That includes a Week 8 win over the Atlanta Falcons following the Titans' bye in 2023.

Additionally, the Titans are 4-2 since 2018 on Sundays following a Thursday game the previous week.

**Best winning percentage from 2018 to 2023 with nine or more rest days between games (regular season):**

Team	Games	Wins	Losses	Ties	Win Pct
1. Pittsburgh Steelers	12	11	1	0	.917
2. Tennessee Titans	12	10	2	0	.833
3. New Orleans Saints	10	8	2	0	.800
Baltimore Ravens	10	8	2	0	.800
5. Kansas City Chiefs	12	9	3	0	.750
6. Buffalo Bills	11	8	3	0	.727
Atlanta Falcons	11	8	3	0	.727
8. Indianapolis Colts	10	7	3	0	.700
New England Patriots	10	7	3	0	.700
10. Dallas Cowboys	13	9	4	0	.692

Note: Does not include season openers; nine-day rest period does not include game days

## LEAST PENALIZED TEAMS FROM 2018–2023

Under head coach **Mike Vrabel**, who was named to his current post in 2018, the Titans have been one of the NFL's least penalized teams.

In 2018, the Titans were called for only 82 penalties, leading the NFL and setting a team record for the lowest number in a 16-game season (since 1978, excluding strike-shortened 1982 and 1987 seasons). They received no more than four penalties in nine of their 16 games. The previous franchise record for fewest penalties in a 16-game season was 84 by the 1983 Oilers.

### Fewest total penalties from 2018–2023:

Team	Penalties
1. Cincinnati Bengals	484
2. Los Angeles Rams	487
3. New England Patriots	511
4. Green Bay Packers	515
5. Atlanta Falcons	517
Minnesota Vikings	517
7. Indianapolis Colts	521
<b>8. Tennessee Titans</b>	<b>535</b>
9. New York Giants	536
10. Chicago Bears	541
Washington Commanders	541

## TOP RUSHING OFFENSES SINCE 2018

Since **Mike Vrabel** was hired as head coach in 2018, the Titans have had one of the NFL's most productive rushing offenses. From 2018 through 2022, their 139.9 rushing yards per game ranked second in the NFL behind only the Baltimore Ravens (170.8).

### NFL's top-ranked rushing offenses from 2018 to 2023 (yards per game):

Team	Rush Yards Per Game
1. Baltimore Ravens	169.1
2. Cleveland Browns	136.9
<b>3. Tennessee Titans</b>	<b>136.6</b>
4. Philadelphia Eagles	131.1
5. San Francisco 49ers	130.0
6. Seattle Seahawks	129.1
7. Dallas Cowboys	125.1
8. Indianapolis Colts	124.2
Chicago Bears	124.2
Buffalo Bills	124.2

## RED ZONE SUCCESS SINCE 2019

During the last five seasons, the Titans have fielded one of the NFL's most efficient offenses in the red zone. From 2019 to 2022, they had 148 touchdowns in 212 possessions inside their opponent's 20-yard line (69.8 percent).

During the 2019 campaign alone, they scored touchdowns on 75.6 percent (34 of 45) of their drives inside the opponent's 20-yard line to lead the league. That was the third-best figure in the NFL since 1991 and the highest since the 2013 Denver Broncos (76.1 percent).

In 2022, the Titans ranked sixth in the NFL with a red-zone efficiency of 64.3 percent. They scored 27 touchdowns on 42 drives inside the 20.

### Top red zone offenses (touchdown percentage) from 2019–2023:

Team	RZ Drives	Touchdowns	TD Pct.
<b>1. Tennessee Titans</b>	<b>240</b>	<b>157</b>	<b>65.4%</b>
2. Philadelphia Eagles	256	162	63.3%
3. Minnesota Vikings	264	165	62.5%
4. Tampa Bay Buccaneers	257	159	61.9%
5. Buffalo Bills	282	174	61.7%
Green Bay Packers	266	164	61.7%
7. Cleveland Browns	236	145	61.4%
8. Miami Dolphins	239	146	61.1%
9. Kansas City Chiefs	282	172	61.0%
10. Seattle Seahawks	252	152	60.3%

## GOAL-TO-GO SINCE 2019

From 2019 through 2022, the Titans were the most efficient NFL team in scoring in goal-to-go situations. Over that time period, they reached the end zone 97 times in 107 total goal-to-go possessions (90.7 percent).

In 2022, they led the NFL in the category for the fourth consecutive season, crossing the goal line 15 times in 16 opportunities for a rate of 93.8 percent.

Since 2000, the Titans own the best two single-season goal-to-go percentages in the NFL. The 2020 squad established the best mark in that period with a 94.1 percentage (32 of 34), followed by their 2022 effort.

### Best goal-to-go touchdown efficiency from 2019–2023:

Team	Poss	TD	Pct
<b>1. Tennessee Titans</b>	<b>115</b>	<b>101</b>	<b>87.8%</b>
2. Seattle Seahawks	117	91	77.8%
3. Kansas City Chiefs	167	128	76.6%
Los Angeles Rams	141	108	76.6%
5. Philadelphia Eagles	157	120	76.4%
Green Bay Packers	140	107	76.4%
7. Tampa Bay Buccaneers	164	125	76.2%
Cleveland Browns	126	96	76.2%
9. Buffalo Bills	147	111	75.5%
New York Giants	98	74	75.5%

## RUSHING DEFENSE SINCE 2021

Since the beginning of the 2021 season, the Titans have had one of the NFL's stingiest defenses against the run.

In 2022, the Titans led the NFL in rushing defense for the first time since 2003. They allowed only 1,307 total rushing yards in 17 games for a league-best average of 76.9 yards per contest.

In 2021, the Titans ranked second in the NFL in rushing defense. Their opponents rushed for an average of 84.6 yards per contest. Only the Baltimore Ravens (84.5) defense allowed fewer yards on the ground.

From 2021 through 2022, the Titans allowed a total of two individual 100-yard rushers—one each season. In 2021, they did not allow a 100-yard individual rushing performance after Jacksonville's **James Robinson** had 149 rushing yards in Week 5 (Oct. 10). In 2022, the New York Giants' **Saquon Barkley** opened the campaign with 164 rushing yards against the Titans, marking the first and only 100-yard game of the season by a Titans opponent.

### Top rushing defenses from 2021 to 2023 (yards per game):

Team	Opp Rush Yards	Per Game
<b>1. Tennessee Titans</b>	<b>3,740</b>	<b>87.0</b>
2. San Francisco 49ers	3,829	89.0
3. Baltimore Ravens	4,007	91.1
4. Tampa Bay Buccaneers	4,410	102.6
5. Philadelphia Eagles	4,499	104.6
6. Miami Dolphins	4,574	106.4
7. Buffalo Bills	4,569	108.8
8. Washington Commanders	4,867	110.6
9. New England Patriots	4,873	110.8
10. Cincinnati Bengals	4,674	111.3





## THIRD-DOWN DEFENSE SINCE 2021

The Titans have fielded one of the NFL's best third-down defenses since the start of the 2021 season.

The Titans placed third in third-down defense in 2022. Opponents converted 77 of 225 attempts for a rate of 34.2 percent. Only the Washington Commanders (31.9) and Denver Broncos (34.1) were better.

They concluded 2021 ranked sixth on third down, allowing opponents to convert on 77 of their 210 chances for a rate of 36.7 percent. Over the final month of the 2021 campaign (Weeks 15-18), the Titans ranked third in the NFL by allowing opponents to convert only 28.6 percent on third down (12 of 42).

### Top third-down defenses from 2021 to 2023:

Team	Opponents Third-Down...		
	Att	Conv	Pct
1. Dallas Cowboys	567	200	35.3%
Baltimore Ravens	561	198	35.3%
3. Buffalo Bills	537	192	35.8%
4. <b>Tennessee Titans</b>	<b>558</b>	<b>204</b>	<b>36.6%</b>
Cleveland Browns	546	200	36.6%
6. New York Giants	558	207	37.1%
7. New Orleans Saints	611	234	38.3%
8. Kansas City Chiefs	536	207	38.6%
9. Carolina Panthers	558	216	38.7%
New England Patriots	591	229	38.7%

## RED-ZONE DEFENSE IN 2023

With opposing offenses in the red zone, the Titans defense has been among the NFL's stingiest units during the 2023 season.

Since the beginning of the season, the Titans defense is allowing opponents to score touchdowns on 34.4 percent of drives inside the 20. Only the Tampa Bay Buccaneers defense has fared better.

### Top red-zone defenses (touchdown percentage) in 2023:

Team	Opp.	Opp.	Opp.
	RZ Drives	Touchdowns	TD Pct.
1. Tampa Bay Buccaneers	28	9	32.1%
2. <b>Tennessee Titans</b>	<b>32</b>	<b>11</b>	<b>34.4%</b>
3. Baltimore Ravens	26	9	34.6%
4. Pittsburgh Steelers	27	11	40.7%
5. New York Jets	25	11	44.0%
6. Buffalo Bills	29	13	44.8%
Atlanta Falcons	29	13	44.8%
8. Jacksonville Jaguars	31	14	45.2%
9. New England Patriots	33	15	45.5%
10. Green Bay Packers	29	14	48.3%



## KEY NUMBERS

1

Titans games at Nissan Stadium during a seven-week period that began in Week 5 at Indianapolis. Outside of hosting the Falcons on Oct. 29, their schedule includes four road games, one game in London and a bye week before facing the Panthers at Nissan Stadium on Nov. 26.

4.0

Sacks by outside linebacker **Harold Landry III** in the past four games.

4

Touchdown passes by Titans rookie **Will Levis** in Week 8 against Atlanta. He became the third quarterback in NFL history with four touchdown passes in his NFL debut, joining **Fran Tarkenton** and **Marcus Mariota**.

11.65

Average yards per completion by **Will Levis** in the past three weeks. The number ranks sixth in the NFL and second in the AFC from Week 8 to Week 10.

25

Seasons the franchise has played as the Tennessee Titans, including 2023, since changing the team name and opening Nissan Stadium in 1999.

25.5

Career sacks by defensive tackle **Jeffery Simmons**, including 7.5 sacks in 2022 and 4.5 sacks in 2023.

53.0

Gross punting average by **Ryan Stonehouse** since the beginning of his 2022 rookie campaign. He leads the NFL in gross punting average during that time.

53

Total wins, including playoffs, by Titans head coach **Mike Vrabel**, who is in his sixth season with the franchise. He passed **Jack Pardee** (44-35) for the third-highest win total in franchise history.

74

Consecutive field goals made by **Nick Folk** on attempts from less than 40 yards. In Week 9, he broke **Justin Tucker's** mark for the NFL's all-time longest such streak (70).

89

Total tackles in 2023 by linebacker **Azeez Al-Shaair**, who leads the team and ranks eighth in the NFL.

154

Consecutive games to begin his career with at least one reception by **DeAndre Hopkins**.

400

Scrimmage yards by **Tyjae Spears**, who ranks fourth in 2023 among rookie running backs.

699

Total passing yards by **Will Levis** three games into his NFL career.

891

NFL-leading number of receptions by **DeAndre Hopkins** since 2013. Since then he also leads the league in receiving yards (11,889) and receptions for first downs (622), and he is fourth in receiving touchdowns (74).

8,960

Career rushing yards by **Derrick Henry**, who in Week 4 moved past **Earl Campbell** (8,574) and into second place on the franchise's all-time rushing list behind only **Eddie George** (10,009).



# TITANS QUARTERBACKS

No.	Name	Ht	Wt	Exp	College
8	Levis, Will	6-4	229	R	Kentucky
17	Tannehill, Ryan	6-4	217	12	Texas A&M
7	Willis, Malik	6-1	219	2	Liberty

## #17 • QB RYAN TANNEHILL

6-4, 207, 12th Year (5th with Titans), Texas A&M  
[Click for complete bio](#)

Quarterback **Ryan Tannehill** is in his 12th NFL season and his fifth campaign with the Titans in 2023.

During his first four seasons in Tennessee, Tannehill built a 36-19 record as a starting quarterback and led the team to the postseason three times (2019 to 2021), becoming the franchise's first starting quarterback since **Warren Moon** (1987 to 1993) to direct his team to the playoffs in at least three consecutive seasons. After appearing in the AFC championship game as a wild card team in 2019, the Titans won consecutive division titles in 2020 and 2021, a first for the franchise since the Oilers took the first three AFL Eastern Division titles from 1960 to 1962.

Tannehill's 36 wins as a starting quarterback at the end of the 2022 season ranked fifth in franchise history and were more than any other player in team annals in his first four years with the club. His win total trailed only that of **Steve McNair** (76), **Moon** (70), **Dan Pastorini** (53) and **George Blanda** (44).

At the conclusion of 2022, Tannehill ranked among the franchise career leaders in several categories: first in passer rating (100.5), first in completion percentage (66.9), sixth in passing yards (12,831), fifth in passing touchdowns (89), sixth in passing attempts (1,623) and sixth in completions (1,085).

Since the week of Tannehill's first start in a Titans uniform (Oct. 20, 2019) through the conclusion of 2022, Tannehill's 100.7 passer rating ranked fourth in the NFL behind only **Aaron Rodgers** (106.0), **Patrick Mahomes** (103.3) and **Jimmy Garoppolo** (100.8).

Tannehill started every game from Week 7 of the 2019 campaign through the sixth game of 2022. His 49 consecutive starts in the regular season broke McNair's record (2001-03) for the most in franchise history by a starting quarterback.

In 2021, he placed third on the franchise's single-season passing charts in attempts (531), completions (357) and completion percentage (67.2), and he ranked fourth with 3,734 passing yards. He became the only quarterback other than Moon (1989–1991) to record multiple seasons with at least 3,500 passing yards with the franchise. Additionally, he rushed for 270 yards, and his seven rushing touchdowns ranked second among NFL signal callers behind **Jalen Hurts'** 10. Tannehill was the first quarterback in franchise annals with at least seven rushing touchdowns in back-to-back seasons.

After receiving a multi-year contract extension during the 2020 offseason, Tannehill responded with 16 starts for the first time since 2015 and produced one of the best seasons of any quarterback in franchise history. A Titans team captain for the first time, his statistics finished in the top five of several of the organization's single-season record lists, including 40 total touchdowns (first), a 106.5 passer rating (second), 3,819 passing yards (third), 33 touchdown passes (tied for second), 65.5 completion percentage (fourth) and 7.9 yards per attempt (tied for fifth). Tannehill became the fourth player in NFL history with a passer rating of at least 106.0 in consecutive seasons, joining **Drew Brees** (2018-20), **Russell Wilson** (2018-19) and **Rodgers** (2011-12).

Also in 2020, Tannehill and Buffalo's **Josh Allen** became the fourth and fifth quarterbacks in NFL history with at least 3,800 passing yards, 33 passing touchdowns and seven rushing touchdowns in the same season. Only **Cam Newton** (2015), **Daunte Culpepper** (2000) and **Steve Young** (1994) had done so previously.

In 2019, Tannehill set single-season franchise records and led the NFL with a 117.5 passer rating and a passing average of 9.6 yards per

attempt. His passer rating was the fourth-highest figure in NFL history among qualifiers. Additionally, he set a club record and placed third in the NFL with a 70.3 completion percentage.

Tannehill was named AFC Offensive Player of the Month for December 2019 and was named to his first career Pro Bowl. He also won the Associated Press Comeback Player of the Year Award.

Originally a first-round selection (eighth overall) by the Miami Dolphins in the 2012 NFL Draft, Tannehill was acquired by the Titans in a trade with the Dolphins on March 15, 2019. The Titans sent a 2019 seventh-round pick and a 2020 fourth-round selection to Miami in exchange for Tannehill and a 2019 sixth-rounder.

Over his seven seasons in Miami, he started 88 games, threw for 20,434 yards and 123 touchdowns, and rushed for 1,210 yards and six scores. When he left Miami, he ranked second in franchise history behind **Chad Pennington** in both career completion percentage (62.8) and career passer rating (87.0). He authored 13 game-winning drives for the Dolphins.

From 2012 through 2015, Tannehill's passing yardage total—15,460 yards—was the third highest mark in NFL history for a player's first four seasons, behind only **Peyton Manning** and **Dan Marino**. Tannehill's two 4,000-yard passing seasons (2015 and 2014) were the only ones recorded by a Dolphins quarterback other than Marino (six times). The Dolphins reached the playoffs in 2016, breaking an eight-year postseason drought.

A native of Big Spring, Texas, Tannehill attended Texas A&M, where he earned honorable mention All-America honors as a senior. He played both quarterback and wide receiver, passing for 5,450 yards and 42 touchdowns and adding 112 receptions for 1,596 yards and 10 scores.

### 2023 Game Notes:

➤ **At New Orleans (9/10)**, completed 16 of 34 passes for 198 yards with three interceptions and added three rushing attempts for five yards. In the second quarter, he completed a screen pass to Derrick Henry for a 46-yard gain.

➤ **Against the Los Angeles Chargers (9/17)**, completed 20 of 24 passes for 246 yards and one touchdown. He set a new career high and ranked fourth in franchise history in single-game completion percentage (minimum 20 attempts) with a rate of 83.3 percent. In leading an overtime win, he was credited with his 27th career game-winning drive (14th with the Titans), including the regular season and postseason. His 123.3 passer rating against the Chargers gave him 23 career games with a passer rating of 120.0 or better (minimum 20 attempts). He registered the 16th game of his career in which he completed at least one touchdown pass and rushed for at least one touchdown. In the second quarter, he completed a 70-yard pass to Treyton Burks for the ninth-longest pass of his career and the team's longest completion since Tannehill and Corey Davis connected for a 75-yard touchdown against Detroit on Dec. 20, 2020. In the third quarter, he rushed for a 12-yard touchdown, his first of the season and the 27th rushing touchdown of his career. He completed a 49-yard pass to Chris Moore in the fourth quarter to help set up his four-yard touchdown pass to Nick Westbrook-Ikhine. During the contest, he surpassed Marcus Mariota (1,110 completions) for fourth place on the franchise's all-time completions list and also eclipsed Mariota (13,207 passing yards) for fifth place on the franchise's all-time passing yards list.



**Tannehill's Career Regular Season Statistics (2012-18 with Miami):**

Year	Passing																Rushing				
	G	S	Att	Cmp	Pct	Yds	Yd/Att	TD	TD%	Int	Int%	Lg	Sack	Lost	Rate	Att	Yds	Avg	Lg	TD	
2012	16	16	484	282	58.3	3,294	6.8	12	2.5	13	2.7	80	35	234	76.1	49	211	4.3	31	2	
2013	16	16	588	355	60.4	3,913	6.7	24	4.1	17	2.9	67	58	399	81.7	40	238	6.0	48	1	
2014	16	16	590	392	66.4	4,045	6.9	27	4.6	12	2.0	50	46	337	92.8	56	311	5.6	40	1	
2015	16	16	586	363	61.9	4,208	7.2	24	4.1	12	2.0	54	45	420	88.7	32	141	4.4	28	1	
2016	13	13	389	261	67.1	2,995	7.7	19	4.9	12	3.1	74	29	216	93.5	39	164	4.2	18	1	
2017	0	0																			
2018	11	11	274	176	64.2	1,979	7.2	17	6.2	9	3.3	75	35	279	92.7	32	145	4.5	20	0	
2019	12	10	286	201	70.3	2,742	9.6	22	7.7	6	2.1	91	31	212	117.5	43	185	4.3	25	4	
2020	16	16	481	315	65.5	3,819	7.9	33	6.9	7	1.5	75	24	173	106.5	43	266	6.2	45	7	
2021	17	17	531	357	67.2	3,734	7.0	21	4.0	14	2.6	57t	47	327	89.6	55	270	4.9	28	7	
2022	12	12	325	212	65.2	2,536	7.8	13	4.0	6	1.8	69	33	238	94.6	34	98	2.9	17	2	
2023	6	6	158	98	62.0	1,128	7.1	2	1.3	6	3.8	70	19	135	71.9	12	40	3.3	13	1	
<b>Totals</b>	<b>151</b>	<b>149</b>	<b>4,692</b>	<b>3,012</b>	<b>64.2</b>	<b>34,393</b>	<b>7.3</b>	<b>214</b>	<b>4.6</b>	<b>114</b>	<b>2.4</b>	<b>91t</b>	<b>402</b>	<b>2,970</b>	<b>91.2</b>	<b>435</b>	<b>2,069</b>	<b>4.8</b>	<b>48</b>	<b>27</b>	

**Tannehill's Career Postseason Statistics:**

Year	Passing																Rushing				
	G	S	Att	Cmp	Pct	Yds	Yd/Att	TD	TD%	Int	Int%	Lg	Sack	Lost	Rate	Att	Yds	Avg	Lg	TD	
2016	0	0	0	0	-	0	-	0	-	0	-	-	0	0	-	0	0	-	-	0	
2019	3	3	60	36	60.0	369	6.2	5	8.3	1	1.7	45	5	40	98.5	13	35	2.7	9	1	
2020	1	1	26	18	69.2	165	6.3	1	3.8	1	3.8	35	1	7	83.0	2	6	3.0	4	0	
2021	1	1	24	15	62.5	220	9.2	1	4.2	3	12.5	41	1	7	66.7	3	12	4.0	8	0	
<b>Totals</b>	<b>5</b>	<b>5</b>	<b>110</b>	<b>69</b>	<b>62.7</b>	<b>754</b>	<b>6.9</b>	<b>7</b>	<b>6.4</b>	<b>5</b>	<b>4.5</b>	<b>45t</b>	<b>7</b>	<b>54</b>	<b>85.2</b>	<b>18</b>	<b>53</b>	<b>2.9</b>	<b>9</b>	<b>1</b>	

**Tannehill's Regular Season Single-Game Highs:**

- Attempts** - 58 at N.Y. Jets (11/29/15)
- Completions** - 35 (Twice, last vs. Houston, 11/21/21)
- Passing Yards** - 431 at Arizona (9/30/12)
- Touchdown Passes** - 4 (Five times, last at Houston, 1/9/22)
- Long Completion** - 91t at Oakland (12/8/19)
- Completion Percentage** - 83.3 vs. L.A. Chargers (9/17/23)
- Passer Rating** - 155.3 vs. Oakland (9/23/18)
- Rushing Attempts** - 8 (Twice, last at N.Y. Jets, 9/16/18)
- Rushing Yards** - 56 (Twice, last vs. Indianapolis, 9/26/21)
- Long Rush** - 48 at Pittsburgh (12/8/13)
- Rushing Touchdowns** - 2 (Three times, last at Houston, 1/3/21)

**Tannehill's Playoff Single-Game Highs:**

- Attempts** - 31 at Kansas City (1/19/20)
- Completions** - 21 at Kansas City (1/19/20)
- Passing Yards** - 220 vs. Cincinnati (1/22/22)
- Touchdown Passes** - 2 (Twice, last at Kansas City, 1/19/20)
- Long Completion** - 45t at Baltimore (1/11/20)
- Completion Percentage** - 69.2 vs. Baltimore (1/10/21)
- Passer Rating** - 108.1 at Kansas City (1/19/20)
- Rushing Attempts** - 6 at Baltimore (1/11/20)
- Rushing Yards** - 13 at Baltimore (1/11/20)
- Long Rush** - 9 at Baltimore (1/11/20)
- Rushing Touchdowns** - 1 at Baltimore (1/11/20)

- **At Cleveland (9/24)**, completed 13 of 25 passes for 104 yards. During a two-minute drive near the end of the first half, he completed a 26-yard pass to DeAndre Hopkins to convert a third down and a 33-yard pass to Chris Moore to convert a fourth down.
- **Against Cincinnati (10/1)**, completed 18 of 25 passes for 240 yards with one touchdown and one interception for a 98.8 passer rating. He also rushed for 11 yards on six attempts. On three consecutive plays in the second quarter, he completed a 38-yard pass to DeAndre Hopkins to convert a third down, a 24-yard pass to Josh Whyle and a 13-yard touchdown pass to Nick Westbrook-Ikhine. He added a 44-yard pass to Chris Moore in the second quarter. It was the 51st game of his career with a passer rating of at least 98.0 (minimum 20 attempts).
- **At Indianapolis (10/8)**, appeared in his 150th career game (regular season) and completed 23 of 34 passes for 264 yards. He helped convert a third-and-one with a 21-yard pass to Trevon Wesco in the first quarter. In the third quarter, he completed consecutive passes to DeAndre Hopkins of 16 yards and 36 yards, leading to a Titans touchdown on the next play. He became the seventh active NFL quarterback to reach 3,000 career completions, joining Aaron Rodgers, Matthew Stafford, Russell Wilson, Andy Dalton, Kirk Cousins and Derek Carr.
- **Against Baltimore (10/15)**, completed eight of 16 passes for 76 yards before exiting in the fourth quarter with an injury. He surpassed Marcus Mariota (1,765) for fifth place on the franchise's all-time passing attempts list, trailing only Warren Moon (4,546), Steve McNair (3,871), George Blanda (2,784) and Dan Pastorini (2,768).
- **Against Atlanta (10/29) and at Pittsburgh (11/2)**, he was inactive with an ankle injury.
- **At Tampa Bay (11/12)**, he was the inactive/third quarterback.

**ALL-TIME FRANCHISE PASSING LEADERS**

Ryan Tannehill now ranks among the Titans/Oilers career passing leaders in several categories. He owns the franchise's top passer rating and top completion percentage among all qualifiers (minimum 1,500 attempts).

**Franchise career passer rating leaders (min. 1,500 attempts):**

Player	Years	Passer Rating
1. Ryan Tannehill	2019–2023	98.0
2. Marcus Mariota	2015–2019	89.6
3. Steve McNair	1995–2005	83.3
4. Warren Moon	1984–1993	80.4
5. George Blanda	1960–1966	62.5
6. Dan Pastorini	1971–1979	61.0

**Franchise career completion percentage leaders (min. 1,500 attempts):**

Player	Years	Completion %
1. Ryan Tannehill	2019–2023	66.4
2. Marcus Mariota	2015–2019	62.9
3. Steve McNair	1995–2005	59.5
4. Warren Moon	1984–1993	57.9
5. Dan Pastorini	1971–1979	51.5
6. George Blanda	1960–1966	48.4



Franchise career passing yardage leaders:

Player	Years	Passing Yards
1. Warren Moon	1984–1993	33,685
2. Steve McNair	1995–2005	27,141
3. George Blanda	1960–1966	19,149
4. Dan Pastorini	1971–1979	16,846
5. <b>Ryan Tannehill</b>	<b>2019–2023</b>	<b>13,959</b>
6. Marcus Mariota	2015–2019	13,207

Franchise career passing touchdown leaders:

Player	Years	Passing TDs
1. Warren Moon	1984–1993	196
2. George Blanda	1960–1966	165
3. Steve McNair	1995–2005	156
4. Dan Pastorini	1971–1979	96
5. <b>Ryan Tannehill</b>	<b>2019–2023</b>	<b>91</b>
6. Marcus Mariota	2015–2019	76

Franchise career completion leaders:

Player	Years	Completions
1. Warren Moon	1984–1993	2,632
2. Steve McNair	1995–2005	2,305
3. Dan Pastorini	1971–1979	1,426
4. <b>Ryan Tannehill</b>	<b>2019–2023</b>	<b>1,183</b>
5. Marcus Mariota	2015–2019	1,110
6. Vince Young	2006–2010	689

A NEW START

Since **Ryan Tannehill's** first start with the Titans, which took place Oct. 20, 2019 against the Los Angeles Chargers, he has been one of the NFL's passing leaders in several categories. From that week through the 2022 season, his 100.7 passer rating ranked fourth in the NFL behind only **Aaron Rodgers** (106.0), **Patrick Mahomes** (103.3) and **Jimmy Garoppolo** (100.8).

**Highest passer rating among active players since Ryan Tannehill became the Titans starter in Week 7 of 2019 (minimum 1,000 attempts):**

Player	Att	Cmp	Pct	Yds	TD	Int	Rating
1. Aaron Rodgers	1,950	1,304	66.9%	14,521	129	23	106.0
2. Patrick Mahomes	2,482	1,662	67.0%	19,198	145	43	102.4
3. Kirk Cousins	2,320	1,560	67.2%	17,593	132	42	101.1
4. Dak Prescott	1,897	1,275	67.2%	14,598	105	40	99.8
5. Joe Burrow	1,878	1,277	68.0%	13,982	96	37	98.6
6. Lamar Jackson	1,566	1,023	65.3%	11,678	94	35	98.3
7. Deshaun Watson	1,179	779	66.1%	9,248	61	25	98.2
<b>Ryan Tannehill</b>	<b>1,765</b>	<b>1,170</b>	<b>66.3%</b>	<b>13,815</b>	<b>91</b>	<b>38</b>	<b>98.2</b>
9. Jimmy Garoppolo	1,387	939	67.7%	11,363	70	38	98.0
10. Russell Wilson	2,001	1,293	64.6%	14,868	114	39	97.8

RYAN TANNEHILL'S STARTING RECORD WHEN ...

Record When Tannehill	Regular Season			Playoff
	2023	2019-23	Career	Career
Starts at quarterback	2-4	38-23	80-69	2-3
Starts vs. division opponents	0-1	15-5	28-24	0-0
Passes for 300 or more yards	0-0	6-3	12-13	0-0
Completes 1 or more TD passes	2-0	33-15	70-46	2-3
Completes 2 or more TD passes	0-0	22-7	49-19	1-1
Completes 3 or more TD passes	0-0	9-2	20-5	0-0
Starts and passes for no INTs	1-1	25-8	50-23	1-1
Completes 70.0% of his passes	2-0	21-1	40-6	0-0
Has a passer rating of 80.0+	2-0	35-12	72-32	1-1
Has a passer rating of 90.0+	2-0	33-9	65-17	1-1
Has a passer rating of 100.0+	1-0	25-4	43-8	1-1
Sacked 0 times	0-0	4-0	7-3	0-0
Rushes for 1 or more TDs	1-0	12-6	14-10	1-0
Rushes for 2 or more TDs	0-0	3-0	3-0	0-0
Rushes and Passes for 1 TD	1-0	10-4	11-5	1-0

QB WINNING PERCENTAGE SINCE 2019

Since the time he took over as the starting quarterback for the Titans in Week 7 of the 2019 season, **Ryan Tannehill** built one of the NFL's best records. From 2019 through 2022, his .655 winning percentage ranked eighth in the NFL among all signal callers with at least 25 starts during that time.

**Highest winning percentage by starting quarterbacks from 2019 to 2023 (minimum 35 starts):**

Quarterback	Starts	W	L	T	Win Pct.
1. Patrick Mahomes	72	58	14	0	.806
2. Aaron Rodgers	66	48	18	0	.727
3. Jalen Hurts	43	31	12	0	.721
4. Lamar Jackson	64	46	18	0	.719
5. Josh Allen	74	52	22	0	.703
6. Tom Brady	66	44	22	0	.667
7. Jimmy Garoppolo	53	35	18	0	.660
8. Tua Tagovailoa	43	27	16	0	.628
9. <b>Ryan Tannehill</b>	<b>61</b>	<b>38</b>	<b>23</b>	<b>0</b>	<b>.623</b>
10. Dak Prescott	58	35	23	0	.603

QB WINS, FIRST FOUR SEASONS

In 2022, Titans quarterback **Ryan Tannehill** improved to 36-19 as a starter since he was traded from the Dolphins to the Titans in 2019.

Tannehill is off to arguably the best beginning to any quarterback's tenure in franchise history. He has more regular season wins—36—than any other starting signal caller in franchise history over the player's first four years with the club, surpassing **George Blanda**, who won 34 regular season starts for the Oilers from 1960 to 1963.

Tannehill moved past **Vince Young** (30 wins) for fifth place on the team's all-time wins list for starting quarterbacks. He trails only **Steve McNair** (76), **Warren Moon** (70), **Dan Pastorini** (53) and **Blanda** (44).

**Most wins by a starting quarterback in his first four regular seasons with the Titans/Oilers franchise:**

Quarterback	Years 1-4	Wins in ...				Total
		Year 1	Year 2	Year 3	Year 4	
1. <b>Ryan Tannehill</b>	<b>2019-2022</b>	<b>7</b>	<b>11</b>	<b>12</b>	<b>6</b>	<b>36</b>
2. George Blanda	1960-1963	8	9	11	6	34
3. Marcus Mariota	2015-2018	3	8	9	7	27
4. Vince Young	2006-2009	8	9	1	8	26
5. Steve McNair	1995-1998	2	2	8	8	20
Warren Moon	1984-1987	3	4	5	7	19

## RUSHING EFFICIENCY AMONG QBs

Titans quarterback **Ryan Tannehill's** ability to rush efficiently has reaped benefits since he arrived in Tennessee. From 2019 through 2022, he had 81 first downs on 128 total non-kneel-down rushing attempts, and in that time period, his 63.3 percent conversion rate was the best in the league among signal callers with 50 such attempts.

Tannehill also ranked fourth among NFL quarterbacks from 2019 through 2022 with 20 rushing touchdowns. Only **Josh Allen** (30), **Jalen Hurts** (26) and **Kyler Murray** (23) had more.

**Highest percentage of rushing attempts for first downs by quarterbacks from 2019 to 2023 (kneel-downs excluded; minimum 50 non-kneel-down attempts):**

Quarterback	Rush Att	Yards	TD	First Down	First Down Pct.
1. Tom Brady	54	166	9	33	61.1%
<b>2. Ryan Tannehill</b>	<b>138</b>	<b>907</b>	<b>21</b>	<b>83</b>	<b>60.1%</b>
3. Jacoby Brissett	120	578	10	66	55.0%
4. Mac Jones	88	382	1	45	51.1%
5. Jimmy Garoppolo	95	254	6	48	50.5%
6. Kirk Cousins	99	511	5	49	49.5%
7. Patrick Mahomes	211	1591	10	103	48.8%
8. Josh Allen	434	2761	36	211	48.6%
9. Justin Herbert	161	848	11	77	47.8%
10. Jameis Winston	74	457	2	35	47.3%

**Most rushing touchdowns by quarterbacks from 2019 to 2023:**

Quarterback	Rush TD
1. Josh Allen	36
2. Jalen Hurts	33
3. Taysom Hill	24
Lamar Jackson	24
Kyler Murray	24
<b>6. Ryan Tannehill</b>	<b>21</b>
7. Cam Newton	17
8. Daniel Jones	13
9. Deshaun Watson	12
10. Sam Darnold	11
Justin Herbert	11
Justin Fields	11



## 2020 NFL PASSING LEADERS

**Ryan Tannehill** finished among the 2020 NFL passing leaders in several categories.

**Highest passer rating in 2020 (qualifiers only):**

Player	Team	Passer Rating
1. Aaron Rodgers	Green Bay Packers	121.5
2. Deshaun Watson	Houston Texans	112.4
3. Patrick Mahomes	Kansas City Chiefs	108.2
4. Josh Allen	Buffalo Bills	107.2
<b>5. Ryan Tannehill</b>	<b>Tennessee Titans</b>	<b>106.5</b>
6. Drew Brees	New Orleans Saints	106.4
7. Russell Wilson	Seattle Seahawks	105.1
8. Kirk Cousins	Minnesota Vikings	105.0
9. Tom Brady	Tampa Bay Buccaneers	102.2
10. Derek Carr	Las Vegas Raiders	101.4

**Most touchdown passes in 2020:**

Player	Team	TD Passes
1. Aaron Rodgers	Green Bay Packers	48
2. Russell Wilson	Seattle Seahawks	40
Tom Brady	Tampa Bay Buccaneers	40
4. Patrick Mahomes	Kansas City Chiefs	38
5. Josh Allen	Buffalo Bills	37
6. Kirk Cousins	Minnesota Vikings	35
<b>7. Ryan Tannehill</b>	<b>Tennessee Titans</b>	<b>33</b>
Deshaun Watson	Houston Texans	33
Ben Roethlisberger	Pittsburgh Steelers	33
10. Justin Herbert	Los Angeles Chargers	31

**Highest passing average in 2020 (yards per attempt):**

Player	Team	Yards/Att
1. Deshaun Watson	Houston Texans	8.9
2. Kirk Cousins	Minnesota Vikings	8.3
3. Aaron Rodgers	Green Bay Packers	8.2
4. Patrick Mahomes	Kansas City Chiefs	8.1
5. Josh Allen	Buffalo Bills	7.9
<b>Ryan Tannehill</b>	<b>Tennessee Titans</b>	<b>7.9</b>
Derek Carr	Las Vegas Raiders	7.9
8. Ryan Fitzpatrick	Miami Dolphins	7.8
9. Matthew Stafford	Detroit Lions	7.7
Philip Rivers	Indianapolis Colts	7.7

**Highest touchdown-to-interception ratio in 2020:**

Player	Team	TDs per INT
1. Aaron Rodgers	Green Bay Packers	9.60
2. Patrick Mahomes	Kansas City Chiefs	6.33
<b>3. Ryan Tannehill</b>	<b>Tennessee Titans</b>	<b>4.71</b>
Deshaun Watson	Houston Texans	4.71
5. Drew Brees	New Orleans Saints	4.00
6. Josh Allen	Buffalo Bills	3.70
7. Tom Brady	Tampa Bay Buccaneers	3.33
8. Ben Roethlisberger	Pittsburgh Steelers	3.30
9. Baker Mayfield	Cleveland Browns	3.25
10. Gardner Minshew	Jacksonville Jaguars	3.20

## SINGLE-SEASON FRANCHISE RECORDS

Ryan Tannehill has enjoyed one of the finest three-year statistical runs of any quarterback in Titans/Oilers franchise history. His performances have ranked among the franchise greats in several passing categories, including his 3,734 passing yards in 2021 (fourth in franchise history) and 67.2 completion percentage (third).

In 2019, Tannehill's passer rating of 117.5 ranked first in the NFL and was one of three major single-season passing records he set for the franchise. He also established new benchmarks for completion percentage (70.3) and passing average (9.6).

### Single-season passing yardage leaders, franchise history:

Player	Season	Pass Yards
1. Warren Moon	1991	4,690
2. Warren Moon	1990	4,689
3. <b>Ryan Tannehill</b>	<b>2020</b>	<b>3,819</b>
4. <b>Ryan Tannehill</b>	<b>2021</b>	<b>3,734</b>
5. Warren Moon	1989	3,631

### Single-season touchdown pass leaders, franchise history:

Player	Season	TD Passes
1. George Blanda	1961	36
2. <b>Ryan Tannehill</b>	<b>2020</b>	<b>33</b>
Warren Moon	1990	33
4. George Blanda	1962	27
5. Marcus Mariota	2016	26

### Single-season passer rating leaders, franchise history:

Player	Season	Rating
1. <b>Ryan Tannehill</b>	<b>2019</b>	<b>117.5</b>
2. <b>Ryan Tannehill</b>	<b>2020</b>	<b>106.5</b>
3. Steve McNair	2003	100.4
4. Warren Moon	1990	96.8
5. Marcus Mariota	2016	95.6

### Single-season completion percentage leaders, franchise history:

Player	Season	Comp Pct
1. <b>Ryan Tannehill</b>	<b>2019</b>	<b>70.3</b>
2. Marcus Mariota	2018	68.9
3. <b>Ryan Tannehill</b>	<b>2021</b>	<b>67.2</b>
4. Cody Carlson	1992	65.6
5. <b>Ryan Tannehill</b>	<b>2020</b>	<b>65.5</b>

### Single-season passing average leaders (yards per attempt), franchise history:

Player	Season	Yards/Att
1. <b>Ryan Tannehill</b>	<b>2019</b>	<b>9.6</b>
2. George Blanda	1961	9.2
3. Steve McNair	2003	8.0
Warren Moon	1990	8.0
5. <b>Ryan Tannehill</b>	<b>2020</b>	<b>7.9</b>
Warren Moon	1988	7.9

### Single-season combined passing and rushing touchdown leaders, franchise history:

Player	Season	Pass + Rush TD
1. <b>Ryan Tannehill</b>	<b>2020</b>	<b>40</b>
2. George Blanda	1961	36
3. Warren Moon	1990	35
4. <b>Ryan Tannehill</b>	<b>2021</b>	<b>28</b>
Steve McNair	2003	28
Marcus Mariota	2016	28
George Blanda	1960	28

## TANNEHILL'S CAREER 300-YARD PASSING GAMES

Date	Opp	W/L	Att	Cmp	Pct	Yds	TD	Int	Rtg
9/30/12	at Arizona	L	41	26	63.4	431	1	2	86.5
12/21/14	Minnesota	W	47	35	74.5	396	4	1	118.7
12/8/19	at Oakland	W	27	21	77.8	391	3	1	140.4
12/6/20	Cleveland	L	45	29	64.4	389	3	1	104.8
9/18/16	at New England	L	45	32	71.1	387	2	2	93.5
10/18/20	Houston	W	41	30	73.2	366	4	1	122.6
9/20/15	at Jacksonville	L	44	30	68.2	359	2	0	108.0
11/29/15	at N.Y. Jets	L	58	33	56.9	351	3	1	84.8
1/3/16	New England	W	38	25	65.8	350	2	0	112.8
9/19/21	at Seattle	W	40	27	67.5	347	0	0	94.5
12/14/14	at New England	L	47	29	61.7	346	1	2	73.5
11/17/22	at Green Bay	W	27	22	81.5	333	2	1	127.3
11/3/19	at Carolina	L	39	27	69.2	331	1	2	82.3
12/1/13	at N.Y. Jets	W	43	28	65.1	331	2	1	94.2
12/27/15	Indianapolis	L	38	26	68.4	329	0	1	84.2
11/21/21	Houston	L	52	35	67.3	323	1	4	58.4
9/27/20	at Minnesota	W	37	23	62.2	321	0	1	78.8
9/25/16	Cleveland	W	39	25	64.1	319	3	2	93.9
9/15/13	at Indianapolis	W	34	23	67.6	319	1	0	107.4
10/20/19	L.A. Chargers	W	29	23	79.3	312	2	1	120.1
12/15/13	New England	W	37	25	67.6	312	3	0	120.6
11/24/13	Carolina	L	42	28	66.7	310	1	1	86.4
11/8/15	at Buffalo	L	35	26	74.3	307	0	0	100.5
10/6/13	Baltimore	L	40	21	52.5	307	1	0	86.1
10/29/15	at New England	L	44	28	63.6	300	0	2	64.6

## TEAM SINGLE-GAME PASSER RATING

On Dec. 20, 2020, **Ryan Tannehill** recorded a 145.8 passer rating against the Detroit Lions. It qualified as the seventh best single-game passer rating in franchise history (minimum 20 attempts) and was Tannehill's second-highest passer rating in a qualifying game (155.3 vs. Oakland on Sept. 23, 2018).

On Sept. 20, 2020, Tannehill posted a 145.7 passer rating against the Jacksonville Jaguars that at the time ranked seventh in team history.

### Highest single-game passer ratings in franchise history (min. 20 attempts):

Player	Opp	Date	Att	Cmp	Yds	TD	Int	Rtg
1. Chris Chandler	at Cin	9/24/95	26	23	352	4	0	158.3
2. Marcus Mariota	GB	11/13/16	26	19	295	4	0	149.8
3. Marcus Mariota	Jax	10/27/16	22	18	270	2	0	148.1
4. Marcus Mariota	at Hou	11/26/18	23	22	303	2	0	147.7
5. Steve McNair	Hou	10/12/03	27	18	421	3	0	146.8
6. Warren Moon	at Cle	11/18/90	32	24	322	5	0	146.1
7. <b>Ryan Tannehill</b>	<b>Det</b>	<b>12/20/20</b>	<b>27</b>	<b>21</b>	<b>273</b>	<b>3</b>	<b>0</b>	<b>145.8</b>
8. <b>Ryan Tannehill</b>	<b>Jax</b>	<b>9/20/20</b>	<b>24</b>	<b>18</b>	<b>239</b>	<b>4</b>	<b>0</b>	<b>145.7</b>
9. Warren Moon	Buf	11/26/90	22	16	300	2	0	145.1
10. Chris Chandler	Den	11/26/95	26	18	280	3	0	143.1



## LEADING VETERAN QBS ON NEW TEAMS

In 2019, **Ryan Tannehill** set a new standard for veteran quarterbacks in their first year with a new team. Tannehill, who was acquired in a trade after seven years with the Miami Dolphins, had a passer rating of 117.5. No quarterback has ever finished with a passer rating that high in his first season with a new team after playing at least one year with another team.

**Brett Favre** held the distinction until 2019. In 2009, Favre's 107.2 passer rating with the Minnesota Vikings became the best figure in league annals by a veteran in his first campaign with a new club.

### Highest passer rating in a veteran's first season with a new team (through 2019):

Player	Season	New Team	Former Team	Rating
1. <b>Ryan Tannehill</b>	<b>2019</b>	<b>Tennessee</b>	<b>Miami</b>	<b>117.5</b>
2. Brett Favre	2009	Minnesota	N.Y. Jets	107.2
3. Peyton Manning	2012	Denver	Indianapolis	105.8
4. Vinny Testaverde	1998	N.Y. Jets	Baltimore	101.6
5. Kirk Cousins	2018	Minnesota	Washington	99.7
6. Tyrod Taylor	2015	Buffalo	Baltimore	99.4
7. Sam Bradford	2016	Minnesota	Philadelphia	99.3
8. Len Dawson	1962	Dallas Texans	Cleveland	98.3
Case Keenum	2017	Minnesota	L.A. Rams	98.3
10. Brian Griese	2004	Tampa Bay	Miami	97.5

## SINGLE-SEASON NFL LEADERS

**Ryan Tannehill** established the fourth-highest single-season passer rating in NFL history in 2019. His 117.5 passer rating is surpassed in league annals by only **Aaron Rodgers'** 122.5 passer rating in 2011, **Peyton Manning's** 121.1 in 2004 and **Nick Foles'** 119.2 in 2013.

Meanwhile, his 9.6-yard passing average tied for eighth in NFL annals.

### NFL all-time single-season passer rating leaders (through 2019):

Player	Team	Season	Rating
1. Aaron Rodgers	Green Bay Packers	2011	122.5
2. Peyton Manning	Indianapolis Colts	2004	121.1
3. Nick Foles	Philadelphia Eagles	2013	119.2
4. <b>Ryan Tannehill</b>	<b>Tennessee Titans</b>	<b>2019</b>	<b>117.5</b>
5. Tom Brady	New England Patriots	2007	117.2
6. Matt Ryan	Atlanta Falcons	2016	117.1
7. Drew Brees	New Orleans Saints	2019	116.3
8. Drew Brees	New Orleans Saints	2018	115.7
9. Peyton Manning	Denver Broncos	2013	115.1
10. Patrick Mahomes	Kansas City Chiefs	2018	113.8

### NFL all-time single-season passing average leaders (through 2019):

Player	Team	Season	Yds/Att
1. Sid Luckman	Chicago Bears	1943	10.9
2. Otto Graham	Cleveland Browns	1953	10.6
3. Otto Graham	Cleveland Browns	1947	10.2
4. Norm Van Brocklin	Los Angeles Rams	1954	10.1
5. Ed Brown	Chicago Bears	1956	9.9
Kurt Warner	St. Louis Rams	2000	9.9
7. Otto Graham	Cleveland Browns	1949	9.8
8. Chris Chandler	Atlanta Falcons	1998	9.6
Ryan Fitzpatrick	Tampa Bay Buccaneers	2018	9.6
<b>Ryan Tannehill</b>	<b>Tennessee Titans</b>	<b>2019</b>	<b>9.6</b>

## 2019 NFL PASSING LEADERS

**Ryan Tannehill** led the NFL in 2019 with a 117.5 passer rating and a 9.6-yard passing average. He also placed third in completion percentage (70.3) and second in touchdown percentage (7.7).

Tannehill became the organization's only quarterback other than **Steve McNair** in 2003 to lead the NFL in passer rating. New Orleans' **Drew Brees** finished in second place behind Tannehill with a 116.3 passer rating.

### Highest passer rating in 2019 (qualifiers only):

Player	Team	Passer Rating
1. <b>Ryan Tannehill</b>	<b>Tennessee Titans</b>	<b>117.5</b>
2. Drew Brees	New Orleans Saints	116.3
3. Lamar Jackson	Baltimore Ravens	113.3
4. Kirk Cousins	Minnesota Vikings	107.4
5. Russell Wilson	Seattle Seahawks	106.3
6. Matthew Stafford	Detroit Lions	106.0
7. Patrick Mahomes	Kansas City Chiefs	105.3
8. Jimmy Garoppolo	San Francisco 49ers	102.0
9. Derek Carr	Oakland Raiders	100.8
10. Dak Prescott	Dallas Cowboys	99.7

### Highest completion percentage in 2019 (qualifiers only):

Player	Team	Comp. Pct.
1. Drew Brees	New Orleans Saints	74.3
2. Derek Carr	Oakland Raiders	70.4
3. <b>Ryan Tannehill</b>	<b>Tennessee Titans</b>	<b>70.3</b>
4. Kirk Cousins	Minnesota Vikings	69.1
Jimmy Garoppolo	San Francisco 49ers	69.1
6. Deshaun Watson	Houston Texans	67.3
7. Matt Ryan	Atlanta Falcons	66.2
8. Russell Wilson	Seattle Seahawks	66.1
Lamar Jackson	Baltimore Ravens	66.1
10. Philip Rivers	Los Angeles Chargers	66.0

### Highest passing average in 2019 (yards per attempt; qualifiers only):

Player	Team	Yards/Att.
1. <b>Ryan Tannehill</b>	<b>Tennessee Titans</b>	<b>9.6</b>
2. Matthew Stafford	Detroit Lions	8.6
3. Jimmy Garoppolo	San Francisco 49ers	8.4
4. Patrick Mahomes	Kansas City Chiefs	8.3
5. Dak Prescott	Dallas Cowboys	8.2
Jameis Winston	Tampa Bay Buccaneers	8.2
7. Kirk Cousins	Minnesota Vikings	8.1
8. Russell Wilson	Seattle Seahawks	8.0
9. Derek Carr	Oakland Raiders	7.9
Drew Brees	New Orleans Saints	7.9

### Highest touchdown percentage in 2019 (qualifiers only):

Player	Team	TD Pct.
1. Lamar Jackson	Baltimore Ravens	9.0
2. <b>Ryan Tannehill</b>	<b>Tennessee Titans</b>	<b>7.7</b>
3. Drew Brees	New Orleans Saints	7.1
4. Matthew Stafford	Detroit Lions	6.5
5. Russell Wilson	Seattle Seahawks	6.0
6. Kirk Cousins	Minnesota Vikings	5.9
7. Jimmy Garoppolo	San Francisco 49ers	5.7
8. Patrick Mahomes	Kansas City Chiefs	5.4
9. Jameis Winston	Tampa Bay Buccaneers	5.3
Deshaun Watson	Houston Texans	5.3

## RYAN TANNEHILL'S GAME-WINNING DRIVES

In his NFL career, quarterback **Ryan Tannehill** has led 27 game-winning drives in the fourth quarter or overtime, including the regular season and postseason. That includes 14 total games with the Titans from 2019 to 2023.

Per the Elias Sports Bureau, a game-winning drive is defined as when a quarterback's team scores on an offensive possession to put the team ahead (whether tied or from behind) for good in the fourth quarter or overtime.

### Ryan Tannehill's game-winning drives:

Date/Opp.	Largest 4th Qtr Deficit/Tie	Score, Start of Drive	Drive Start	Tannehill's Drive Stats (Att-Cmp-Yds, TD, Rushing)	Drive Totals	Drive End	Game-Winning Scoring Play	Final Score
<b>Dolphins Career:</b>								
11/25/12 at Sea	14-21	21-21	1:32	4-3-51, 0 TD, 1 rush for 15 yds	7-65-1:32	0:00	D. Carpenter 43-yard FG	24-21
9/22/13 vs. Atl	20-23	20-23	4:46	12-9-69, 1 TD, 0 rushes	13-75-4:08	0:38	Tannehill 1-yard pass to D. Sims	27-23
12/8/13 at Pit	24-28	24-28	4:31	3-3-25, 1 TD, 0 rushes	4-80-1:38	2:53	Tannehill 12-yard pass to C. Clay	34-28
12/15/13 vs. NE	17-20	17-20	4:07	8-6-66, 1 TD, 0 rushes	9-60-2:52	1:15	Tannehill 14-yard pass to M. Thigpen	24-20
12/1/14 at NYJ	6-13	13-13	5:42	5-4-43, 0 TD, 0 rushes	9-57-3:45	1:57	C. Sturgis 26-yard FG	16-13
11/15/15 at Phi	13-16	13-16	3:09 (3rd Q)	3-3-62, 1 TD, 0 rushes	7-87-3:14	14:55	Tannehill 4-yard pass to J. Landry	20-19
1/3/16 vs. NE	10-10	10-10	9:50	4-4-77, 1 TD, 0 rushes	6-82-2:52	6:58	Tannehill 2-yard pass to J. Cameron	20-10
9/25/16 vs. Cle	24-24	24-24	9:39 (OT)	1-1-32, 0 TD, 0 rushes	3-44-1:13	8:26	J. Ajayi 11-yard run	30-24
10/23/16 vs. Buf	14-17	14-17	7:45	1-1-18, 0 TD, 0 rushes	6-64-3:49	3:56	D. Williams 12-yard run	28-25
11/20/16 at LAR	0-10	7-10	2:11	5-5-53, 1 TD, 0 rushes	7-75-1:35	0:36	Tannehill 9-yard pass to D. Parker	14-10
9/23/18 vs. Oak	14-17	14-17	8:06	0-0-0, 0 TD, 1 rush for 18 yds	2-70-0:48	7:18	A. Wilson end around 52-yard pass to J. Grant	28-20
12/2/18 vs. Buf	14-17	14-17	12:00	3-3-25, 1 TD, 0 rushes	6-75-3:18	8:42	Tannehill 13-yard pass to K. Stills	21-17
12/9/18 vs. NE	28-33	28-33	0:07	1-1-69, 1 TD, 0 rushes	1-69-0:07	0:00	K. Drake 69-yard pass play by R. Tannehill	34-33
<b>Titans Career:</b>								
10/20/19 vs. LAC	10-10	10-10	5:20 (3rd Q)	8-6-76, 1 TD, 1 rush for 2 yds	14-85-7:09	13:11	Tannehill 5-yard pass to T. Sharpe	23-20
10/27/19 vs. TB	20-23	20-23	13:49	11-9-85, 1 TD, 0 rushes	12-90-6:54	6:55	Tannehill 8-yard pass to A. Brown	27-23
11/10/19 vs. KC	20-29	27-32	1:21	3-2-43, 1 TD, 1 rush for 18 yds	4-61-0:58	14:37	Tannehill 23-yard pass to A. Humphries	35-32
9/14/20 at Den	13-14	13-14	3:05	7-5-40, 0 TD, 0 rushes	12-83-2:48	0:17	Gostkowski 25-yard FG	16-14
9/20/20 vs. Jax	30-30	30-30	3:29	4-2-10, 0 TD, 0 rushes	8-29-1:53	1:36	Gostkowski 49-yard FG	33-30
9/27/20 at Min	25-30	28-30	3:42	5-4-34, 0 TD, 0 rushes	9-44-1:58	1:44	Gostkowski 55-yard FG	31-30
10/18/20 vs. Hou	29-36	36-36	10:00 (OT)	2-2-55, 0 TD, 0 rushes	6-82-3:30	6:30	Henry 5-yard run	42-36
11/22/20 at Bal	13-21	24-24	7:58 (OT)	3-3-36, 0 TD, 0 rushes	6-73-2:37	5:21	Henry 29-yard run	30-24
1/3/21 at Hou	31-35	38-38	0:18	1-1-52, 0 TD, 0 rushes	3-56-0:18	0:00	Sloman 37-yard FG	41-38
9/19/21 at Sea	16-30	30-30	7:19 (OT)	0-0-0, 0 TD, 0 rushes	5-21-2:34	4:45	Bullock 36-yard FG	33-30
10/18/21 vs. Buf	24-31	27-31	8:01	5-5-58, 0 TD, 0 rushes	8-70-4:56	3:05	Henry 13-yard run	34-31
10/31/21 at Ind	21-24	31-31	5:48 (OT)	1-2-13, 0 TD, 0 rushes	4-5-1:45	4:03	Bullock 44-yard FG	34-31
12/23/21 vs. SF	17-17	17-17	2:16	2-2-10, 0 TD, 2 rushes for 22 yds	8-49-2:16	0:04	Bullock 44-yard FG	20-17
9/17/23 vs. LAC	27-24	24-24	9:32 (OT)	2-2-20, 0 TD, 0 rushes	8-38-4:30	5:02	Folk 41-yard FG	27-24

## GAME-WINNING DRIVES FROM 2019-2023

Since the time **Ryan Tannehill** joined the Titans in 2019, he has directed 14 total game-winning drives. Only Raiders quarterback **Derek Carr** (14) and Vikings quarterback **Kirk Cousins** have more in that time period.

In 2023, Tannehill has been credited with one game-winning drive: against the Los Angeles Chargers (Sept. 17).

Per the Elias Sports Bureau, a game-winning drive is defined as when a quarterback's team scores on an offensive possession to put the team ahead (whether tied or from behind) for good in the fourth quarter or overtime.

### Quarterbacks with the most game-winning drives from 2019 to 2023 (regular season):

Player	GW Drives
1. Derek Carr	18
2. Kirk Cousins	16
3. <b>Ryan Tannehill</b>	<b>14</b>
Tom Brady	14
Justin Herbert	14
Russell Wilson	14
7. Josh Allen	13
8. Patrick Mahomes	12
9. Aaron Rodgers	11
Ben Roethlisberger	11

## BAUGH, MONTANA & TANNEHILL

During the 2019 season, Titans quarterback **Ryan Tannehill** accomplished a statistical feat only reached previously by a pair of Pro Football Hall of Fame quarterbacks.

Tannehill's season statistics included a 70.3 completion percentage and an average of 9.6 yards per passing attempt.

In the history of the NFL, only two previous qualifying passers have enjoyed a season in which they completed at least 70.0 percent of their passes and averaged at least 9.0 yards per attempt: **Sammy Baugh** and **Joe Montana**.

Montana led the San Francisco 49ers to a Super Bowl XXIV title and won the NFL MVP award following a 1989 season in which he completed 70.2 percent of his passes (271 of 386) and averaged 9.1 yards per attempt (3,521 yards).

Baugh directed the Washington Redskins to the NFL Championship game in 1945, while completing 70.3 percent of his passes (128 of 182) and averaging 9.2 yards per attempt (1,669 yards).

### Players in NFL history (through 2019) with a completion rate of at least 70.0 percent and a passing average of at least 9.0 yards per attempt (qualifiers only):

Player	Team	Year	Comp %	Yards/Att
<b>Ryan Tannehill</b>	<b>Tennessee</b>	<b>2019</b>	<b>70.3</b>	<b>9.6</b>
Joe Montana	San Francisco	1989	70.2	9.1
Sammy Baugh	Washington	1945	70.3	9.2



## GAMES WITH A 130 PASSER RATING

During the 2019 campaign, **Ryan Tannehill** produced a streak of four consecutive games with a passer rating greater than 130. The run included a 133.9 passer rating against the Kansas City Chiefs (Nov. 10), a 155.8 against the Jacksonville Jaguars (Nov. 24), a 131.2 at the Indianapolis Colts (Dec. 1) and a 140.4 at the Oakland Raiders (Dec. 8).

In franchise history, no quarterback prior to Tannehill had ever produced four consecutive starts with a passer rating of 130 or better (minimum 10 attempts per game). **Marcus Mariota** (2016) was the most recent of six Titans/Oilers signal callers to do so for three games before Tannehill.

**Most consecutive games in a single season with a 130 passer rating, franchise history (minimum 10 attempts each game):**

Player	Dates	Games
1. <b>Ryan Tannehill</b>	<b>Nov. 10–Dec. 8, 2019</b>	<b>4</b>
2. <b>Marcus Mariota</b>	Nov. 13–Nov. 27, 2016	3
<b>Ryan Fitzpatrick</b>	Nov. 10–Nov. 24, 2013	3
<b>Steve McNair</b>	Dec. 2–Dec. 16, 2001	3
<b>Warren Moon</b>	Oct. 22–Nov. 5, 1989	3
<b>Dan Pastorini</b>	Nov. 11–Nov. 22, 1979	3
<b>George Blanda</b>	Dec. 3–Dec. 17, 1961	3

Tannehill joined **Russell Wilson** (2015) and **John Hadl** (1973) as the only players in NFL history to register four consecutive games with a minimum of 10 pass attempts and a passer rating of at least 130.

**Most consecutive games in a single season with a 130 passer rating, NFL history (through 2019; minimum 10 attempts each game):**

Player	Team	Dates	Games
1. <b>Ryan Tannehill</b>	<b>Tennessee</b>	<b>Nov. 10–Dec. 8, 2019</b>	<b>4</b>
<b>Russell Wilson</b>	Seattle	Nov. 22–Dec. 13, 2015	4
<b>John Hadl</b>	L.A. Rams	Sept. 16–Oct. 7, 1973	4
4. (several tied)			3

Tannehill registered a total of six single-game passer ratings of 130 or greater in only 10 starts during the 2019 regular season. He tied Wilson with the most such performances in 2019 and also tied for the most by any NFL starting quarterback in any season since 1960. Green Bay's **Aaron Rodgers** (2011) and Dallas' **Tony Romo** (2014) are the only other quarterbacks to accomplish the feat.

In franchise history, former Oilers quarterback **Chris Chandler** previously had the most season games with a 130-plus passer rating, with four in 1995.

**Most starts in a season by a quarterback with a passer rating of 130.0 or greater, 1960–2019:**

Player	Season	Team	Games
1. <b>Ryan Tannehill</b>	<b>2019</b>	<b>Tennessee Titans</b>	<b>6</b>
<b>Russell Wilson</b>	2019	Seattle Seahawks	6
<b>Tony Romo</b>	2014	Dallas Cowboys	6
<b>Aaron Rodgers</b>	2011	Green Bay Packers	6
5. (seven tied)			5

## MOST TD PASSES IN A POSTSEASON

During the 2019 playoffs, **Ryan Tannehill** completed at least one touchdown pass in all three of the team's games and totaled five touchdown passes. Tannehill tied **Warren Moon's** 1991 franchise record for the most touchdown passes in a single postseason.

**Most touchdown passes in a single postseason, franchise history:**

Player	Season	TD Passes
1. <b>Ryan Tannehill</b>	<b>2019</b>	<b>5</b>
<b>Warren Moon</b>	1991	5
3. <b>Marcus Mariota</b>	2017	4
<b>Warren Moon</b>	1992	4
<b>Dan Pastorini</b>	1978	4
6. <b>Steve McNair</b>	2002	3
<b>George Blanda</b>	1960	3

## #8 • QB WILL LEVIS

**6-4, 229, Rookie, Kentucky**  
[Click for complete bio](#)



Quarterback **Will Levis** was selected by the Titans in the second round (33rd overall) of the 2023 NFL Draft. He was the fourth quarterback chosen in the draft after the Titans traded up in the second round to select him.

Prior to entering the NFL, Levis spent two seasons at the University of Kentucky after transferring from Penn State. In four combined college seasons, he appeared in 39 games with 26 starts. He completed 479 of his 738 passes (64.9 percent) for 5,876 yards with 46 touchdowns and 25 interceptions. He also rushed for 742 yards and 17 touchdowns.

At Kentucky, Levis went 17-7 as a starter, tying Terry Wilson for the second-most quarterback wins since 1993. The two-time team captain completed 418 of 636 passes for 5,233 yards with 43 passing touchdowns and 11 rushing scores for the Wildcats. His six 300-yard passing games were the fourth-most in school history.

As a senior in 2022, he started 11 games at quarterback and connected on 185 of 283 passes for 2,406 yards with 19 passing scores, while ranking fourth in the SEC in pass efficiency (151.9). He finished fifth in the SEC with 19 passing scores.

As a junior in 2021, he transferred from Penn State to Kentucky and started in all 13 games, helping to lead UK to 10 wins for the fourth time in school history. He totaled 3,203 yards total offense, becoming the seventh player in school history to reach 3,000 yards of total offense in a season. He was 233-of-353 passing for 2,826 yards and 24 touchdowns, and he also registered 107 rushes for 376 yards and a team-high tying nine rushing touchdowns.

He is a native of Madison, Conn.

### 2023 Game Notes:

➤ **Against Atlanta (10/29)**, recorded a start in the first game of his NFL career, becoming the 12th rookie starting quarterback in franchise history and the first since Malik Willis at Houston on Oct. 30, 2022. He completed 19 of 29 passes for 238 yards and four touchdowns without throwing an interception. His passer rating of 130.5 was the best in franchise history among qualifying players (minimum 20 attempts) in the first start of a rookie season. He became the fifth player in NFL history with a minimum 20 attempts and a passer rating of 130.0 or better in his first NFL game, joining San Francisco's Nick Mullens (151.9 vs. Oakland on Nov. 1, 2018), Minnesota's Fran Tarkenton (148.6 vs. Chicago on Sept. 17, 1961), Washington's Robert Griffin III (139.9 at New Orleans on Sept. 9, 2012) and St. Louis' Marc Bulger (134.1 vs. Oakland on Oct. 13, 2002). Levis also became the third player to record four touchdown passes in his NFL debut, joining Tarkenton and the Titans' Marcus Mariota. He registered his first NFL touchdown pass in the first quarter on a 47-yard bomb to DeAndre Hopkins. He added touchdown passes to Hopkins of 16 yards in the second quarter and 61 yards in the third quarter. He also tossed a 33-yard touchdown pass to Nick Westbrook-Ikhine in the fourth quarter to join San Francisco's Brock Purdy (Oct. 8 vs. Dallas) and Miami's Tua Tagovailoa (Sept. 24 vs. Denver) as the NFL's only quarterbacks to date in 2023 to complete a touchdown pass in all four quarters of a game. Levis became the first Titans quarterback to accomplish the feat since at least the beginning of the 2000 season. Levis was the first Titans quarterback with four touchdown passes in a game since Ryan Tannehill at Houston on Jan. 9, 2022. He also rushed for 11 yards on seven attempts, including quarterback sneaks for first downs on each of his first two career rushing attempts. He was named the NFL Rookie of the Week for Week 8.

➤ **At Pittsburgh (11/2)**, registered his second career start, becoming the 11th rookie in franchise history with two starts at quarterback. Within the franchise's "Titans era" (1999–present), he joined Vince Young (2006), Zach Mettenberger (2014), Marcus Mariota (2015) and Malik Willis (2022) as the only two-game rookie starters at quarterback. On Thursday Night Football, he completed 22 of 39 passes for 262 yards with one interception and had seven completions of 20-plus yards. During a touchdown drive in the second quarter, he delivered a 23-yard pass to Nick Westbrook-Ikhine. In the final minute of the first half, he recorded completions of 24 and 21 yards to Kyle Philips on consecutive plays to help set up a field goal. In the fourth quarter, he completed a 21-yard pass to Treyton Burks from the team's own eight-yard line and added a 29-yard pass to Chris Moore. Levis directed at least one scoring drive in each of his first seven quarters after entering the starting lineup on Oct. 29 against Atlanta. The streak ended in

the fourth quarter at Pittsburgh.

➤ **At Tampa Bay (11/12)**, became the eighth rookie quarterback in franchise history to start at least three games. He completed 19 of 39 passes for 199 yards with one interception. In the fourth quarter, he found Kyle Philips for gains of 23 and 29 yards. Among eight rookies in franchise history with at least three starts at quarterback, his 699 passing yards through his first three starts ranked third behind only Marcus Mariota's 833 yards (2015) and Zach Mettenberger's 741 yards (2014).

**Levis' 2023/Career Regular Season Passing Statistics:**

Year	G	GS	Att	Cmp	Pct	Yds	TD	Int	Lg	Sack	Rate
2023	3	3	107	60	56.1	699	4	2	61t	10	80.7

**Levis' Regular Season Single-Game Highs:**

- Attempts** - 39 (Twice, last at Tampa Bay, 11/12/23)
- Completions** - 22 at Pittsburgh (11/2/23)
- Passing Yards** - 262 at Pittsburgh (11/2/23)
- Touchdown Passes** - 4 vs. Atlanta (10/29/23)
- Long Completion** - 61t vs. Atlanta (10/29/23)
- Completion Percentage** - 65.5 vs. Atlanta (10/29/23)

**Levis' College Passing Statistics:**

Year	Team	G	GS	Att	Cmp	Pct	Yds	Yd/Att	TD	INT	Lg
2019	Penn St	7	1	47	28	59.6	223	4.74	2	2	44t
2020	Penn St	8	1	55	33	60.0	421	7.65	1	0	74
2021	Kentucky	13	13	353	233	66.0	2,826	8.01	24	13	79
2022	Kentucky	11	11	283	185	65.4	2,406	8.50	19	10	70t
<b>College Totals</b>		<b>39</b>	<b>26</b>	<b>738</b>	<b>479</b>	<b>64.9</b>	<b>5,876</b>	<b>7.96</b>	<b>46</b>	<b>25</b>	<b>79</b>

**MORE TITANS QUARTERBACKS**

**7 - QB MALIK WILLIS**

**6-1, 219, 2nd Year, Liberty**

➤ Malik Willis was selected by the Titans in the third round (86th overall) of the 2022 NFL Draft.

➤ In 2022, he appeared in eight games with three starts as a rookie. He completed 31 of 61 passes for 276 yards with three interceptions and also rushed for 123 yards and a touchdown.

➤ He was the third quarterback drafted in 2022 after the Titans traded up four spots in the third round to select him.

➤ Willis spent three total years at Liberty, including a 2019 redshirt campaign, after transferring from Auburn. In four total seasons, he registered 38 games played with 23 starts, completing 388 of 618 passes for 5,186 yards and 48 touchdowns with 18 interceptions. He also rushed for 2,131 yards and 29 touchdowns on 366 career rushing attempts.

➤ During his two seasons as Liberty's starting signal caller, he directed the Flames to a 17-6 record in 23 starts, including two bowl victories. During those two seasons he led the FBS with 74 total passing (47) and rushing (27) touchdowns.

➤ In his final season at Liberty in 2021, Willis led the Flames to an 8-5 record and a bowl win. He completed 207 of 339 passes for 2,857 yards and 27 touchdowns to go along with 197 rushing attempts for 878 yards and 13 touchdowns.

➤ Willis was named the 2021 Bobby Bowden Trophy winner. The award is presented annually to "a college football player who epitomizes a student-athlete of faith and conducts himself as an exemplary model in the classroom, on the field, on the campus and in the community."

➤ As a junior in 2020, he started all 10 games in which he played in his first season as Liberty's quarterback after sitting out 2019 due to transfer rules. He won each of his first seven career starts and completed 170 of 265 passes for 2,260 yards, 20 touchdowns and six interceptions during the season. He added 141 rushing attempts for 944 yards and 14 touchdowns, leading all FBS quarterbacks in rushing yards and touchdowns.

➤ He is a native of Atlanta, Ga.

**2023 Game Notes:**

➤ **Against Baltimore (10/15)**, entered the game with 12:49 on the clock in the fourth quarter and completed four of his five passes for 74 yards, including a 48-yard completion to Tyjae Spears. He added 17 rushing yards on three attempts.

➤ **Against Atlanta (10/29)**, rushed for four yards on two attempts.




**TITANS  
RUNNING BACKS**

No.	Name	Ht	Wt	Exp	College
36	Chestnut, Julius (IR)	5-11	228	2	Sacred Heart
25	Haskins, Hassan (IR)	6-2	228	2	Michigan
22	Henry, Derrick	6-3	247	8	Alabama
32	Spears, Tyjae	5-11	195	R	Tulane
20	Ward, Jonathan	6-0	202	4	Central Michigan

**#22 • RB DERRICK HENRY**

**6-3, 247, 8th Year, Alabama**  
[Click for complete bio](#)



Running back **Derrick Henry** is in his eighth NFL season in 2023. He was selected by the Titans with the 45th overall pick in the second round of the 2016 NFL Draft.

From the time he entered the NFL in 2016 through 2022, Henry rushed for 8,335 yards and 78 yards on 1,750 attempts. No NFL player rushed for more yards or touchdowns than he did during that timespan.

Henry's 78 career rushing touchdowns and 81 total touchdowns (three receiving) at the conclusion of the 2022 campaign were the most in franchise history. He also finished the season third in career rushing yards behind only **Eddie George** (10,009) and **Earl Campbell** (8,574).

Henry tallied 34 100-yard rushing games from 2016 to 2022 (regular season), which ranks fourth in team annals behind Campbell (39), George (36) and **Chris Johnson** (35). Additionally, Henry has authored three career postseason performances with 100-plus rushing yards. Henry's six career 200-yard rushing games are tied with **O.J. Simpson** and **Adrian Peterson** for the most in NFL history, and his six career games with at least 200 rushing yards and at least two rushing touchdowns are the most.

Henry was named to his third Pro Bowl in 2022 after finishing the season with 1,538 yards and 13 touchdowns on 349 rushing attempts (4.4 avg.). He finished second in the NFL in rushing yards behind Las Vegas Raiders tailback **Josh Jacobs** (1,653). His yardage total was the third-best of his career and ranked sixth in franchise history. With a career-high 398 receiving yards, his 1,936 scrimmage yards ranked fifth in franchise history and was the second-best number of his career (2,141 in 2020). His nine 100-yard rushing games ranked fifth in franchise history.



In 2021, Henry's season was affected by a foot injury that caused him to be placed on injured reserve for the final nine games of the regular season. Prior to the injury, he was leading the NFL with 937 rushing yards and 10 rushing touchdowns, numbers that still ranked ninth and tied for sixth, respectively, at the conclusion of the regular season. He returned to start in the team's divisional playoff contest and rushed for 62 yards and one score.

Henry was honored in 2021 with his first career nomination for the NFL's Walter Payton Man of the Year Award.

In 2020, Henry was named the Associated Press NFL Offensive Player of the Year after an historic campaign in which he totaled 378 rushing attempts for 2,027 yards and 17 touchdowns. His rushing yardage total established a new franchise record and led the NFL. As the eighth player in NFL annals to hit the 2,000-yard mark, his 2,027 yards finished fifth on the all-time single-season rushing charts. He was recognized with his second consecutive Pro Bowl, named first-team Associated Press All-Pro, and won the FedEx Ground Player of the Year Award for the second consecutive year.

Henry was a first-time team captain in 2020. He started all 16 regular season games for the first time and became the first player since Tomlinson (2006-07) to lead the NFL in rushing yards in consecutive years. He was the first player in more than 50 years to lead the league in rushing yards, attempts and rushing touchdowns in consecutive seasons and the fifth player ever to do so. The most recent prior to him was Cleveland's **Leroy Kelly** from 1967 to 1968.

Henry's 17 rushing touchdowns in 2020 set a career high and finished as the second-best total in franchise history behind Campbell's 19 rushing touchdowns in 1979.

In 2019, Henry was named to his first Pro Bowl and added second-team Associated Press All-Pro honors after leading the NFL in rushing. In 15 games, he totaled 1,540 yards on 303 carries (5.1 avg.), joining **Billy Cannon** (AFL, 1961), Campbell (1978-80) and Johnson (2009) as the only running backs in franchise history to lead their respective leagues in rushing. At the time, Henry's single-season total ranked fourth in franchise annals behind Johnson's 2009 total (2,006) and Campbell's 1979 (1,697) and 1980 (1,934) performances.

With 16 rushing touchdowns in 2019, Henry tied for the NFL lead (**Aaron Jones**). Adding his two receiving touchdowns, his 18 total touchdowns were third in the NFL and tied for second in franchise annals (19 by Campbell in 1979; 18 by **Bill Groman** in 1961).

Henry's performance late in the 2019 season was instrumental in the team's run to the AFC championship game. Over the final six games of the regular season plus three playoff appearances, Henry registered seven 100-yard games. During a three-game stretch (Dec. 29 at Houston, Jan. 4 at New England and Jan. 11 at Baltimore), he became the first player in NFL history to rush for at least 180 yards in three consecutive regular season and/or postseason games.

Henry authored his first career 1,000-yard season in 2018 and the 28th 1,000-yard rushing season in franchise history, totaling 1,059 yards and 12 touchdowns on 215 carries—all then-career highs.

His 2018 rushing yardage ranked second in the AFC to **Joe Mixon's** 1,168 yards, and he finished seventh in the NFL. Henry's 12 rushing touchdowns tied **James Connor** for third place in the NFL behind **Todd Gurley** (17) and **Alvin Kamara** (14).

Henry was named AFC Offensive Player of the Month for December 2018. His 625 rushing yards in the month were the most by any NFL player in any month during the season.

Against the Jacksonville Jaguars on Dec. 6, 2018, Henry recorded one of the greatest single games in franchise history in front of a national primetime television audience. He broke Johnson's single-game franchise record (228) with 238 rushing yards, including a 99-yard touchdown run—one of his four touchdowns in the contest. He joined **Tony Dorsett** as the only two players in NFL history to rush for a 99-yard score.

In 2017, Henry shared time in the Titans backfield with **DeMarco Murray**. Henry led the team with 744 rushing yards on 176 carries, and he added 11 receptions for 136 yards and a touchdown. His five rushing touchdowns tied for second on the club.

As a rookie in 2016, Henry played in 15 games with one start, splitting reps in the backfield with Murray. He carried the ball 110 times for 490 yards and five touchdowns and added 137 yards on 13 receptions. Henry became the third rookie for the franchise in the "Titans era" to score at least five touchdowns in a season, joining **Vince Young** (seven rushing touchdowns in 2006) and Johnson (nine rushing and one receiving in 2008).

The Heisman Trophy winner played three seasons (2013–2015) at the University of Alabama, where he set numerous school and SEC records while helping his team win a National Championship in 2015. He played in 39



games and totaled 602 carries for 3,591 yards and 42 rushing touchdowns and added 285 yards on 17 career receptions with three receiving scores. During Alabama's victory over Clemson in the 2016 College Football Playoff National Championship, he broke **Shaun Alexander's** record for most career rushing yards in Alabama history.

In his final collegiate season, Henry rushed for an Alabama and Southeastern Conference record 2,219 yards, which led the nation and ranked fifth in FBS history. He recorded 100-yard rushing games 10 times and had four 200-yard games during the season. His 28 rushing touchdowns were a national best and an SEC record, snapping **Tim Tebow** and **Tre Mason's** old mark of 23. In addition to the Heisman, he also won the Doak Walker Award, Walter Camp Award and Maxwell Award, among a multitude of other honors.

Henry is a native of Yulee, Fla.

#### 2023 Game Notes:

- **At New Orleans (9/10)**, led the team with 119 scrimmage yards, including 63 rushing yards on 15 carries and 56 receiving yards on a pair of catches. He registered his 43rd career game with at least 100 scrimmage yards. His 18-yard run in the first quarter helped set up a Titans field goal. In the second quarter, he took a screen pass 46 yards to record the fifth-longest reception of his career.
- **Against the Los Angeles Chargers (9/17)**, led the team with 95 scrimmage yards, including a team-high 80 rushing yards on 25 attempts and three receptions for 15 yards. It was the 36th regular-season game of his career with a minimum of 80 rushing yards and a rushing touchdown. He scored his first touchdown of the season and the 79th rushing touchdown of his career on a one-yard plunge in the second quarter.
- **At Cleveland (9/24)**, rushed for 20 yards on 11 attempts.
- **Against Cincinnati (10/1)**, totaled 122 rushing yards and one touchdown on 22 carries (5.5 avg.) and added one reception for 11 yards. He also completed a two-yard touchdown pass. Early in the third quarter, he moved past Earl Campbell (8,574 rushing yards with the franchise) for second place on the franchise's all-time rushing list behind only Eddie George (10,009). In the second quarter, he rushed for a 29-yard touchdown to give him a franchise-best 80 career rushing touchdowns. He became the seventh NFL player in the Super Bowl era (1966–present) to reach 8,000 rushing yards and 80 rushing touchdowns within his first eight seasons, joining Eric Dickerson, Barry Sanders, Emmitt Smith, Shaun Alexander, LaDainian Tomlinson and Adrian Peterson. Henry took a shotgun snap and completed a two-yard touchdown pass to tight end Josh Whyle with 10 seconds remaining in the first half. It was Henry's third career touchdown pass in the regular season in addition to one in the postseason. He became the sixth running back in NFL history to rush for at least one touchdown and pass for at least one touchdown in multiple games during his career (at Green Bay on Nov. 17, 2022), joining Tomlinson (five games), Chuck Muncie (three), Walter Payton (three), Jerome Bettis (two) and Clinton Portis (two). His 38th career 100-yard rushing game, including regular season (35) and playoffs (three), tied Eddie George (38 total) for the second-most such games in franchise history, trailing only Earl Campbell (40). His 35th 100-yard rushing performance in the regular season tied Chris Johnson's mark for the third-

most in franchise history, behind only Campbell (39) and George (36).

➤ **At Indianapolis (10/8)**, led the offense with 43 rushing yards on 13 carries and added three receptions for 19 yards. In the first half, he moved into second place in franchise history in career scrimmage yards, surpassing Chris Johnson's career total (9,968). Henry finished the game with 10,008 career scrimmage yards, second only to Eddie George (12,153) in franchise annals.

➤ **Against Baltimore (10/15)**, led the team with 97 yards on 12 rushing attempts, including a touchdown. He added 16 yards on a pair of receptions to account for 113 scrimmage yards. In the third quarter, he took a shotgun snap and raced 64 yards to set up a field goal. It was his ninth career rushing attempt of 60-plus yards, the highest total in the NFL since 2016. He also scored on a 15-yard run in the third quarter. His 81st career rushing touchdown matched Ottis Anderson and Frank Gore for the 19th-highest total in NFL history.

➤ **Against Atlanta (10/29)**, led the team with 101 rushing yards on 22 carries (4.6 avg.) and added four receptions for 21 yards. He registered his 39th total 100-yard rushing game, including regular season (36) and playoffs (three). He surpassed Eddie George (38 total) for the second-most such games in franchise history, trailing only Earl Campbell (40). His 36th such regular-season game eclipsed Chris Johnson's mark (35) and tied George (36) for the second-most in franchise history, behind only Campbell (39). He logged his fourth game of 2023 (46th career game) with at least 100 scrimmage yards.

➤ **At Pittsburgh (11/2)**, led the team with 75 rushing yards and one touchdown on 17 carries. He added three receptions for 27 yards to give him 102 total scrimmage yards. In the second quarter, he scored on a two-yard run for his 82nd career rushing touchdown, tying Corey Dillon for the 18th highest total in NFL history. He tallied his third consecutive game with 100 or more scrimmage yards and his 47th career game (regular season) with 100-plus scrimmage yards. In doing so, he surpassed Chris Johnson (46) for the second-most 100-yard scrimmage games in franchise history behind only Eddie George (54). He caught a screen pass for a 23-yard gain in the third quarter.

➤ **At Tampa Bay (11/12)**, led the team with 24 rushing yards on 11 attempts.

**Henry's Career Regular Season Statistics:**

Year	GP	GS	Att	Yds	Avg	Lg	TD	Rec	Yds	Avg	Lg	TD
2016	15	2	110	490	4.5	22	5	13	137	10.5	29	0
2017	16	2	176	744	4.2	75t	5	11	136	12.4	66t	1
2018	16	12	215	1,059	4.9	99t	12	15	99	6.6	21	0
2019	15	15	303	1,540	5.1	74t	16	18	206	11.4	75t	2
2020	16	16	378	2,027	5.4	94t	17	19	114	6.0	53	0
2021	8	8	219	937	4.3	76t	10	18	154	8.6	16	0
2022	16	16	349	1,538	4.4	56	13	33	398	12.1	69	0
2023	9	9	148	625	4.2	63	4	19	161	8.5	46	0
<b>Totals</b>	<b>111</b>	<b>80</b>	<b>1,898</b>	<b>8,960</b>	<b>4.7</b>	<b>99t</b>	<b>82</b>	<b>146</b>	<b>1,405</b>	<b>9.6</b>	<b>75t</b>	<b>3</b>

**Henry's Career Postseason Statistics:**

Year	GP	GS	Att	Yds	Avg	Lg	TD	Rec	Yds	Avg	Lg	TD
2017	2	2	35	184	5.3	35t	1	5	56	11.2	29	0
2019	3	3	83	446	5.4	66	2	5	21	4.2	22	0
2020	1	1	18	40	2.2	8	0	3	11	3.7	7	0
2021	1	1	20	62	3.1	9	1	0	0	-	-	0
<b>Totals</b>	<b>7</b>	<b>7</b>	<b>156</b>	<b>732</b>	<b>4.7</b>	<b>66</b>	<b>4</b>	<b>13</b>	<b>88</b>	<b>6.8</b>	<b>29</b>	<b>0</b>

**Henry's Regular Season Single-Game Highs:**

- Rushing Attempts** - 35 at Seattle (9/19/21)
- Rushing Yards** - 250 at Houston (1/3/21)
- Long Rush** - 99t vs. Jacksonville (12/6/18)
- Rushing Touchdowns** - 4 vs. Jacksonville (12/6/18)
- Receptions** - 6 at Seattle (9/19/21)
- Receiving Yards** - 79 vs. Cincinnati (11/27/22)
- Long Reception** - 75t at Cleveland (9/8/19)
- Receiving Touchdowns** - 1 (Three times, last at Carolina, 11/3/19)

**Henry's Playoff Single-Game Highs:**

- Rushing Attempts** - 34 at New England (1/4/20)
- Rushing Yards** - 195 at Baltimore (1/11/20)
- Long Rush** - 66 at Baltimore (1/11/20)
- Rushing Touchdowns** - 1 (Four times, last vs. Cincinnati, 1/22/22)
- Receptions** - 3 (Twice, last vs. Baltimore, 1/10/21)
- Receiving Yards** - 35 at Kansas City (1/6/18)
- Long Reception** - 29 at Kansas City (1/6/18)
- Receiving Touchdowns** - (none)

**FRANCHISE ALL-TIME LEADERS**

On Oct. 1, 2023, Titans running back **Derrick Henry** passed **Earl Campbell** (8,574) for second place on the franchise's all-time rushing list. He trails only **Eddie George** (10,009) in franchise annals. On Dec. 11, 2022, Henry passed **Chris Johnson** (7,965 career rushing yards) for third place on the list.

**Franchise all-time rushing leaders:**

Player	Seasons	Rushing Yards
1. Eddie George	1996–2003	10,009
2. <b>Derrick Henry</b>	<b>2016–2023</b>	<b>8,960</b>
3. Earl Campbell	1978–1984	8,574
4. Chris Johnson	2008–2013	7,965
5. Lorenzo White	1988–1994	4,079
6. Hoyle Granger	1966–1970, 1972	3,514
7. Steve McNair (QB)	1995–2005	3,439
8. Mike Rozier	1985–1990	3,426
9. Charles Tolar	1960–1966	3,277
10. Ronnie Coleman	1974–1981	2,769

On Nov. 6, 2022, Henry moved into first place in franchise history for career rushing touchdowns. With his 74th rushing touchdown, he passed Campbell (73 career rushing touchdowns) for the franchise lead.

**Most career rushing touchdowns in franchise history:**

Player	Seasons	Rushing TDs
1. <b>Derrick Henry</b>	<b>2016–2023</b>	<b>82</b>
2. Earl Campbell	1978–1984	73
3. Eddie George	1996–2003	64
4. Chris Johnson	2008–2013	50
5. Steve McNair	1995–2005	36
6. Lorenzo White	1988–1994	29
7. Mike Rozier	1985–1990	27
8. LenDale White	2006–2009	24
9. (three tied)		21

On Oct. 30, 2022, Henry scored two touchdowns at Houston to establish the franchise's all-time career touchdown record. His 75th career touchdown broke George's mark of 74 (64 rushing, 10 receiving), followed Campbell (73 rushing) with 73.

**Most total touchdowns in franchise history:**

Player	Seasons	Rush TDs	Rec TDs	Ret TDs	Total TDs
1. <b>Derrick Henry</b>	<b>2016–2023</b>	<b>82</b>	<b>3</b>	<b>0</b>	<b>85</b>
2. Eddie George	1996–2003	64	10	0	74
3. Earl Campbell	1978–1984	73	0	0	73
4. Chris Johnson	2008–2013	50	8	0	58
5. Charlie Hennigan	1960–1966	0	51	0	51
6. Ken Burrough	1971–1981	1	47	0	48
7. Ernest Givins	1986–1994	1	46	1	48
8. Drew Hill	1985–1991	0	47	0	47
Haywood Jeffires	1987–1995	0	47	0	47
10. Derrick Mason	1997–2004	0	37	3	40

On Oct. 8, 2023, Henry surpassed Johnson (9,968 scrimmage yards) for second place on the franchise's all-time scrimmage yards list. Only George (12,153) has more than Henry.

**Most career scrimmage yards in franchise history:**

Player	Seasons	Rushing Yards	Receiving Yards	Scrimmage Yards
1. Eddie George	1996–2003	10,009	2,144	12,153
2. <b>Derrick Henry</b>	<b>2016–2023</b>	<b>8,960</b>	<b>1,405</b>	<b>10,365</b>
3. Chris Johnson	2008–2013	7,965	2,003	9,968
4. Earl Campbell	1978–1984	8,574	718	9,292
5. Ernest Givins	1986–1994	345	7,935	8,280
6. Drew Hill	1985–1991	1	7,477	7,478
7. Ken Burrough	1971–1981	59	6,906	6,965
8. Charlie Hennigan	1960–1966	0	6,823	6,823
9. Haywood Jeffires	1987–1995	0	6,119	6,119
10. Derrick Mason	1997–2004	2	6,114	6,116

## NFL LEADERS SINCE HENRY'S ROOKIE YEAR

Since he entered the NFL as a second-round draft pick in 2016, **Derrick Henry** leads the NFL in rushing yards. Henry has accomplished the feat despite not being the Titans' regular starter until 2018.

### NFL rushing yards leaders since 2016:

Player	Rushing Yards
1. <b>Derrick Henry</b>	<b>8,960</b>
2. Ezekiel Elliott	8,593
3. Nick Chubb	6,511
4. Dalvin Cook	6,140
5. Joe Mixon	5,914
6. Melvin Gordon	5,874
7. Alvin Kamara	5,523
8. Aaron Jones	5,515
9. Christian McCaffrey	5,473
10. Josh Jacobs	5,362

Henry leads the NFL in rushing touchdowns since entering the league. From 2016 to 2022, his 78 rushing touchdowns were 10 more than the next-closest rusher on the list, **Ezekiel Elliott** (68).

### NFL rushing touchdown leaders since 2016:

Player	Rushing TDs
1. <b>Derrick Henry</b>	<b>82</b>
2. Ezekiel Elliott	70
3. Todd Gurley	57
4. Melvin Gordon	55
5. Alvin Kamara	51
6. Latavius Murray	49
7. Nick Chubb	48
8. Dalvin Cook	47
9. Christian McCaffrey	47
10. James Conner	46

## 2022 RUSHING LEADERS

Titans running back **Derrick Henry** ranked second in the NFL in rushing in 2022 with 1,538 yards. He trailed only Raiders running back **Josh Jacobs** (1,653).

### NFL rushing yardage leaders in 2022:

Player	Team	Rushing Yards
1. Josh Jacobs	Las Vegas Raiders	1,653
2. <b>Derrick Henry</b>	<b>Tennessee Titans</b>	<b>1,538</b>
3. Nick Chubb	Cleveland Browns	1,525
4. Saquon Barkley	New York Giants	1,312
5. Miles Sanders	Philadelphia Eagles	1,269
6. Dalvin Cook	Minnesota Vikings	1,173
7. Justin Fields	Chicago Bears	1,143
8. Christian McCaffrey	San Francisco 49ers	1,139
9. Travis Etienne	Jacksonville Jaguars	1,125
10. Aaron Jones	Green Bay Packers	1,121



## 1,000 SCRIMMAGE YARDS/10 RUSHING TDs

In 2022, Titans running back **Derrick Henry** became the organization's third player to reach the 1,000-yard scrimmage mark in five consecutive seasons, joining **Eddie George** (eight consecutive seasons) and **Chris Johnson** (six). Henry's 2022 statistics included 1,538 rushing yards and 398 receiving yards for a total of 1,936 scrimmage yards.

With 13 rushing touchdowns in 2022, Henry recorded his fifth consecutive campaign with at least 10 rushing touchdowns. In NFL history, only Henry, **LaDainian Tomlinson** (nine consecutive seasons), **Adrian Peterson** (seven), **Shaun Alexander** (five) and **Michael Turner** (five) have done so.

Furthermore, Henry joined Tomlinson (eight), Peterson (seven) and Alexander (five) as the NFL's only players to reach both the 1,000-yard scrimmage mark and 10 rushing touchdowns in five consecutive seasons.

### Players who have accumulated at least 1,000 scrimmage yards and 10 rushing touchdowns for five consecutive seasons:

Player	Team	Seasons	Total
1. LaDainian Tomlinson	San Diego Chargers	2001–2008	8
2. Adrian Peterson	Minnesota Vikings	2007–2013	7
3. <b>Derrick Henry</b>	<b>Tennessee Titans</b>	<b>2018–2022</b>	<b>5</b>
Shaun Alexander	Seattle Seahawks	2001–2005	5

## 1,000 RUSH YARDS/12 TOUCHDOWNS

From 2018 to 2022, **Derrick Henry** reached the 1,000-yard and 12-touchdown rushing marks in four out of five seasons, including rushing for 1,538 yards and 13 scores in 2022. He became the eighth player in NFL history to tally four or more seasons in which he rushed for at least 1,000 rushing yards and 12 touchdowns. He joined **Emmitt Smith** (six), **LaDainian Tomlinson** (six), **Shaun Alexander** (five), **Adrian Peterson** (four), **Eric Dickerson** (four), **Earl Campbell** (four) and **Jim Brown** (four).

### Most seasons in NFL history with 1,000 rushing yards and 12 rushing touchdowns:

Player	Seasons
1. LaDainian Tomlinson	6
Emmitt Smith	6
3. Shaun Alexander	5
4. <b>Derrick Henry</b>	<b>4</b>
Adrian Peterson	4
Eric Dickerson	4
Earl Campbell	4
Jim Brown	4

From 2018 to 2020, Henry accomplished the feat in three consecutive seasons. He became the first NFL player since Tomlinson (2002-07) and the ninth player in NFL history to record at least three consecutive seasons in which he rushed for at least 1,000 yards and 12 touchdowns. His streak was broken in 2021 with 937 yards and 10 rushing touchdowns when he was placed on injured reserve after eight games.

### Players in NFL history with 1,000 rushing yards and 12 rushing touchdowns in three consecutive seasons:

Player	Team	Seasons	Total
<b>Derrick Henry</b>	<b>Tennessee</b>	<b>2018–2020</b>	<b>3</b>
LaDainian Tomlinson	San Diego	2002–2007	6
Rudi Johnson	Cincinnati	2004–2006	3
Shaun Alexander	Seattle	2001–2005	5
Terrell Davis	Denver	1996–1998	3
Emmitt Smith	Dallas	1994–1996	3
Barry Sanders	Detroit	1989–1991	3
Eric Dickerson	L.A. Rams	1983–1985	3
Earl Campbell	Houston	1978–1980	3

## HENRY'S CAREER 100-YARD RUSHING GAMES

Date	Opp	W/L	No.	Yds.	Avg.	Lg	TD
1/3/21	at Houston	W	34	250	7.4	52t	2
12/6/18	Jacksonville	W	17	238	14.0	99t	4
10/30/22	at Houston	W	32	219	6.8	41	2
12/13/20	at Jacksonville	W	26	215	8.3	47	2
10/18/20	Houston	W	22	212	9.6	94t	2
12/29/19	at Houston	W	32	211	6.6	53t	3
1/11/20	at Baltimore*	W	30	195	6.5	66	0
11/10/19	Kansas City	W	23	188	8.2	68t	2
9/19/21	at Seattle	W	35	182	5.2	60t	3
1/4/20	at New England*	W	34	182	5.4	29	1
11/29/20	at Indianapolis	W	27	178	6.6	31	3
12/16/18	at N.Y. Giants	W	33	170	5.2	22	2
11/24/19	Jacksonville	W	19	159	8.4	74t	2
10/3/21	at N.Y. Jets	L	33	157	4.8	22	1
1/6/18	at Kansas City*	W	23	156	6.8	35t	1
12/1/19	at Indianapolis	W	26	149	5.7	34	1
12/20/20	Detroit	W	24	147	6.1	33	1
10/18/21	Buffalo	W	20	143	7.2	76t	3
11/22/20	at Baltimore	W	28	133	4.8	29t	1
10/16/17	Indianapolis	W	19	131	6.9	72t	1
10/10/21	at Jacksonville	W	29	130	4.5	15	3
10/23/22	Indianapolis	W	30	128	4.3	23	0
12/24/22	Houston	L	23	126	5.5	48t	1
10/1/23	Cincinnati	W	22	122	5.5	29t	1
12/11/22	Jacksonville	L	17	121	7.1	50	1
9/27/20	at Minnesota	W	26	119	4.6	16	2
9/14/20	at Denver	W	31	116	3.7	13	0
11/6/22	at Kansas City	L	17	115	6.8	56	2
10/2/22	at Indianapolis	W	22	114	5.2	19t	1
9/26/21	Indianapolis	W	28	113	4.0	19	0
11/1/20	at Cincinnati	L	18	112	6.2	21	1
1/7/23	at Jacksonville	L	30	109	3.6	14	0
12/3/17	Houston	W	11	109	9.9	75t	1
12/18/22	at L.A. Chargers	L	21	104	5.0	13	1
11/12/20	Indianapolis	L	19	103	5.4	20	0
12/8/19	at Oakland	W	18	103	5.7	24	2
10/9/22	at Washington	W	28	102	3.6	15	2
10/29/23	Atlanta	W	22	101	4.6	14	0
9/29/19	at Atlanta	W	27	100	3.7	16	0

\* Playoffs

## RUSHING TDs IN FIRST 7 SEASONS

Derrick Henry's 13 rushing touchdowns in 2022 gave him 78 total rushing touchdowns in the first seven seasons of his career. In NFL history, only six players reached the end zone more times in their first seven seasons than Henry: **LaDainian Tomlinson** (115), **Emmitt Smith** (108), **Shaun Alexander** (96), **Adrian Peterson** (86), **Jim Brown** (82) and **Eric Dickerson** (82).

Most rushing touchdowns in a player's first seven NFL seasons:

Player	Team(s)	Rushing Touchdowns
1. LaDainian Tomlinson	San Diego Chargers	115
2. Emmitt Smith	Dallas Cowboys	108
3. Shaun Alexander	Seattle Seahawks	96
4. Adrian Peterson	Minnesota Vikings	86
5. Jim Brown	Cleveland Browns	82
Eric Dickerson	Indianapolis Colts/L.A. Rams	82
7. <b>Derrick Henry</b>	<b>Tennessee Titans</b>	<b>78</b>
8. Earl Campbell	Houston Oilers/New Orleans Saints	73
Barry Sanders	Detroit Lions	73
Jim Taylor	Green Bay Packers	73



## 65+ YARD SCRIMMAGE TOUCHDOWNS

Since the beginning of the 2017 campaign, **Derrick Henry** has scored nine total touchdowns—seven rushing and two receiving—that went for 65 yards or more.

Most scrimmage touchdowns of 65-plus yards, 2017-23:

Player	65+ Yard Scrimmage Touchdowns
1. <b>Derrick Henry</b>	<b>9</b>
2. Tyreek Hill	8
3. Robbie Chosen	6
4. A.J. Brown	5
5. Jonathan Taylor	4
Marquez Valdes-Scantling	4
JuJu Smith-Schuster	4
Kenyan Drake	4
Saquon Barkley	4
Cooper Kupp	4
Ja'Marr Chase	4

Derrick Henry's career scrimmage touchdowns of 65-plus yards:

Date	Opponent	Rush/Rec	Yards
Dec. 6, 2018	Jacksonville	Rushing	99
Oct. 18, 2020	Houston	Rushing	94
Oct. 18, 2021	Buffalo	Rushing	76
Sept. 9, 2019	at Cleveland	Receiving	75
Dec. 3, 2017	Houston	Rushing	75
Nov. 24, 2019	Jacksonville	Rushing	74
Oct. 16, 2017	Indianapolis	Rushing	72
Nov. 10, 2019	Kansas City	Rushing	68
Dec. 31, 2017	Jacksonville	Receiving	66

## RUSHING TDS OF 50+ YARDS

Since he entered the NFL as a second-round draft pick in 2016, **Derrick Henry** has had a league-high 11 touchdown runs of at least 50 yards.

**Chris Johnson** (11) and **DeMarco Murray** (two) are the only other Tennessee players in the "Titans era" (1999–present) with more than one total rushing touchdown of at least 50 yards.

Most rushing touchdowns of 50 yards or more from 2016–2023:

Player	Rushing TDs
1. <b>Derrick Henry</b>	<b>11</b>
2. Saquon Barkley	6
3. Nick Chubb	5
4. Kenyan Drake	4
Christian McCaffrey	4
Jonathan Taylor	4
Dalvin Cook	4
8. Isaiah Crowell	3
Justin Fields	3
Aaron Jones	3
Tony Pollard	3
Miles Sanders	3

## RUSHING YARDS SINCE WEEK 14 OF 2018

Since Dec. 6, 2018, when **Derrick Henry** set a then-franchise record with 238 rushing yards in a game against Jacksonville, he has been the NFL's rushing leader. He is more than 1,000 yards ahead of any other player since that time.

### NFL rushing yards leaders since Week 14 of 2018:

Player	Rushing Yards
1. <b>Derrick Henry</b>	<b>7,252</b>
2. Nick Chubb	5,817
3. Dalvin Cook	5,474
4. Josh Jacobs	5,362
5. Ezekiel Elliott	4,830
6. Joe Mixon	4,533
7. Lamar Jackson	4,514
8. Aaron Jones	4,425
9. Christian McCaffrey	4,175
10. Jonathan Taylor	4,164

## RUSHING IN THE FOURTH QUARTER

Since 2017, running back **Derrick Henry** has accumulated more rushing yards in the fourth quarter than any other NFL running back, including a league-high 523 fourth-quarter rushing yards in 2020.

### Most fourth-quarter rushing yards from 2017–2023:

Player	Att	Yards	Avg	TD
1. <b>Derrick Henry</b>	<b>456</b>	<b>2,213</b>	<b>4.9</b>	<b>16</b>
2. Nick Chubb	303	1,847	6.1	17
3. Ezekiel Elliott	355	1,467	4.1	14
4. Kareem Hunt	320	1,409	4.4	15
5. Joe Mixon	339	1,278	3.8	14
6. Alvin Kamara	313	1,244	4.0	12
7. Dalvin Cook	282	1,235	4.4	11
8. Melvin Gordon	266	1,192	4.5	9
9. Kenyan Drake	243	1,159	4.8	11
10. Aaron Jones	224	1,112	5.0	7

## ACTIVE RUSHING AVERAGE LEADERS BY RBs

Among active NFL running backs, **Derrick Henry** ranks among the career leaders in rushing average (min. 750 career rushing attempts).

### Best career rushing average among all active NFL running backs (minimum 750 career attempts):

Player	Rushing Average
1. Nick Chubb	5.3
2. Aaron Jones	5.0
3. Jonathan Taylor	5.0
4. Miles Sanders	4.9
5. <b>Derrick Henry</b>	<b>4.7</b>
6. Christian McCaffrey	4.6
Dalvin Cook	4.6
Devin Singletary	4.6
9. Austin Ekeler	4.5
Alvin Kamara	4.5
Kenyan Drake	4.5

## FRANCHISE SINGLE-SEASON RUSHING

**Derrick Henry** recorded the top rushing season in franchise history with 2,027 rushing yards in 2020. He now owns three of the top six rushing seasons in franchise annals.

In 2019, Henry led the NFL with 1,540 yards, which is the fifth-best total for a single Titans/Oilers season. His 2022 total of 1,538 yards ranks sixth.

### Most rushing yards in a season, franchise history:

Player	Season	Att	Yds	Avg	Long	TD
1. <b>Derrick Henry</b>	<b>2020</b>	<b>378</b>	<b>2,027</b>	<b>5.4</b>	<b>94t</b>	<b>17</b>
2. Chris Johnson	2009	358	2,006	5.6	91	14
3. Earl Campbell	1980	373	1,934	5.2	55	13
4. Earl Campbell	1979	368	1,697	4.6	61	19
5. <b>Derrick Henry</b>	<b>2019</b>	<b>303</b>	<b>1,540</b>	<b>5.1</b>	<b>74</b>	<b>16</b>
6. <b>Derrick Henry</b>	<b>2022</b>	<b>349</b>	<b>1,538</b>	<b>4.4</b>	<b>56</b>	<b>13</b>
7. Eddie George	2000	403	1,509	3.7	35	14
8. Earl Campbell	1978	302	1,450	4.8	81	13
9. Eddie George	1997	357	1,399	3.9	30	6
10. Earl Campbell	1981	361	1,376	3.8	43	10

## FRANCHISE SINGLE-SEASON RUSHING TDs

**Derrick Henry's** 17 rushing touchdowns in 2020 gave him the second-highest single-season total in team history. Only **Earl Campbell**—with 19 rushing touchdowns in 1979—had more.

### Most rushing touchdowns in a season, franchise history:

Player	Season	Rushing TDs
1. Earl Campbell	1979	19
2. <b>Derrick Henry</b>	<b>2020</b>	<b>17</b>
3. <b>Derrick Henry</b>	<b>2019</b>	<b>16</b>
4. LenDale White	2008	15
5. Eddie George	2000	14
Chris Johnson	2009	14
7. <b>Derrick Henry</b>	<b>2022</b>	<b>13</b>
Earl Campbell	1978	13
Earl Campbell	1980	13
10. <b>Derrick Henry</b>	<b>2018</b>	<b>12</b>
Earl Campbell	1983	12
Eddie George	2002	12

## SINGLE-SEASON SCRIMMAGE YARDS

**Derrick Henry** owns three of the top 10 seasons in franchise history in scrimmage yards production. His 2020 campaign in which he totaled 2,141 scrimmage yards ranks second for the franchise behind only **Chris Johnson's** NFL record-setting 2,509 yards in 2009. Henry's 1,936 scrimmage yards in 2022, including 1,538 rushing and 398 receiving yards, ranks fifth for the organization.

### Most scrimmage yards in a season, franchise history:

Player	Season	Rushing Yards	Receiving Yards	Scrimmage Yards
1. Chris Johnson	2009	2,006	503	2,509
2. <b>Derrick Henry</b>	<b>2020</b>	<b>2,027</b>	<b>114</b>	<b>2,141</b>
3. Earl Campbell	1980	1,934	47	1,981
4. Eddie George	2000	1,509	453	1,962
5. <b>Derrick Henry</b>	<b>2022</b>	<b>1,538</b>	<b>398</b>	<b>1,936</b>
6. Lorenzo White	1992	1,226	641	1,867
7. Earl Campbell	1979	1,697	94	1,791
8. Eddie George	1999	1,304	458	1,762
9. <b>Derrick Henry</b>	<b>2019</b>	<b>1,540</b>	<b>206</b>	<b>1,746</b>
Charley Hennigan	1961	0	1,746	1,746



## SINGLE-GAME FRANCHISE RUSHING

On Jan. 3, 2021, **Derrick Henry** rushed for 250 yards to break his own franchise single-game record. He now owns six of the top nine single-game rushing totals in team annals.

### Most rushing yards in a game, franchise history:

Player	Date	Opponent	Rushing Yards
1. <b>Derrick Henry</b>	1/3/21	at Houston	250
2. <b>Derrick Henry</b>	12/6/18	Jacksonville	238
3. Chris Johnson	11/1/09	Jacksonville	228
4. <b>Derrick Henry</b>	10/30/22	at Houston	219
5. Eddie George	8/31/97	Oakland	216
Billy Cannon	12/10/61	at New York	216
7. <b>Derrick Henry</b>	12/13/20	at Jacksonville	215
8. <b>Derrick Henry</b>	10/18/20	Houston	212
9. <b>Derrick Henry</b>	12/29/19	at Houston	211
10. Earl Campbell	11/16/80	at Chicago	203
Earl Campbell	10/19/80	Tampa Bay	203

## 2021 NFL RUSHING LEADERS

Despite having not played from Week 9 to Week 18 due to injury, Titans running back **Derrick Henry** ranked ninth in the NFL in rushing in 2021 after taking the league's rushing crown for the 2019 and 2020 seasons.

Henry also tied for sixth place in the NFL in 2021 with 10 rushing touchdowns.

### NFL rushing leaders in 2021:

Player	Team	Games	Rushing Yards
1. Jonathan Taylor	Indianapolis Colts	17	1,811
2. Nick Chubb	Cleveland Browns	14	1,259
3. Joe Mixon	Cincinnati Bengals	16	1,205
4. Najee Harris	Pittsburgh Steelers	17	1,200
5. Dalvin Cook	Minnesota Vikings	13	1,159
6. Antonio Gibson	Washington Football Team	16	1,037
7. Ezekiel Elliott	Dallas Cowboys	17	1,002
8. Elijah Mitchell	San Francisco 49ers	11	963
9. <b>Derrick Henry</b>	<b>Tennessee Titans</b>	8	937
10. Damien Harris	New England Patriots	15	929

## 2020 NFL RUSHING LEADERS

Titans running back **Derrick Henry** won the NFL's 2020 rushing title with 2,027 yards in 2020, outdistancing the next-closest competitor by 470 yards (1,557 by **Dalvin Cook**).

Henry became the first player to lead the NFL in rushing in consecutive seasons since **LaDainian Tomlinson** in 2006 and 2007. Since the 1970 AFL-NFL merger, Henry is the eighth different player to lead the league in rushing in back-to-back seasons. The list includes Tomlinson, **O.J. Simpson** (1972-73, 1975-76), **Earl Campbell** (1978-80), **Eric Dickerson** (1983-84), **Emmitt Smith** (1991-93), **Barry Sanders** (1996-97) and **Edgerrin James** (1999-2000).

### NFL rushing yardage leaders in 2020:

Player	Team	Rushing Yards
1. <b>Derrick Henry</b>	<b>Tennessee Titans</b>	<b>2,027</b>
2. Dalvin Cook	Minnesota Vikings	1,557
3. Jonathan Taylor	Indianapolis Colts	1,169
4. Aaron Jones	Green Bay Packers	1,104
5. James Robinson	Jacksonville Jaguars	1,070
David Montgomery	Chicago Bears	1,070
7. Nick Chubb	Cleveland Browns	1,067
8. Josh Jacobs	Las Vegas Raiders	1,065
9. Lamar Jackson	Baltimore Ravens	1,005
10. Melvin Gordon	Denver Broncos	986

Henry also led the NFL with 17 rushing touchdowns in 2020. The total was tied for the second most in the NFL in a 10-year span (2011-20). In that time, only **LeGarrette Blount** (18 in 2016) had more than Henry, **Todd Gurley** (17 in 2018) and **LeSean McCoy** (17 in 2011).

### NFL rushing touchdown leaders in 2020:

Player	Team	Rushing TDs
1. <b>Derrick Henry</b>	<b>Tennessee Titans</b>	<b>17</b>
2. Alvin Kamara	New Orleans Saints	16
Dalvin Cook	Minnesota Vikings	16
4. Josh Jacobs	Las Vegas Raiders	12
Cam Newton	New England Patriots	12
Nick Chubb	Cleveland Browns	12
7. Jonathan Taylor	Indianapolis Colts	11
Antonio Gibson	Washington Football Team	11
Kyler Murray	Arizona Cardinals	11
10. Kenyan Drake	Arizona Cardinals	10

## THE 2,000-YARD CLUB

**Derrick Henry** was the eighth player in NFL history to reach the 2,000-yard rushing mark in a season. His 2,027 yards rank fifth all-time.

### All-time NFL single-season rushing leaders:

Player	Team	Season	Rushing Yards
1. Eric Dickerson	Los Angeles Rams	1984	2,105
2. Adrian Peterson	Minnesota Vikings	2012	2,097
3. Jamal Lewis	Baltimore Ravens	2003	2,066
4. Barry Sanders	Detroit Lions	1997	2,053
5. <b>Derrick Henry</b>	<b>Tennessee Titans</b>	<b>2020</b>	<b>2,027</b>
6. Terrell Davis	Denver Broncos	1998	2,008
7. Chris Johnson	Tennessee Titans	2009	2,006
8. O.J. Simpson	Buffalo Bills	1973	2,003





## DERRICK HENRY IN 2020

- Led the NFL and set a franchise record with 2,027 rushing yards in 2020, becoming the eighth player in league annals to rush for at least 2,000 yards in a season. His 2,027 rushing yards gave him the fifth-highest total in NFL history behind **Eric Dickerson's** 2,105 (1984), **Adrian Peterson's** 2,097 (2012), **Jamal Lewis's** 2,066 (2003) and **Barry Sanders' 2,053** (1997). Henry broke **Chris Johnson's** franchise mark of 2,006 rushing yards in 2009.
- Named the Associated Press NFL Offensive Player of the Year and was named to his second consecutive Pro Bowl. He won his second consecutive FedEx Ground Player of the Year Award and added first-team AP All-Pro honors. Additionally, he earned first-team All-Pro honors from Pro Football Focus, Pro Football Writers of America and Sporting News and was the 101 Awards AFC Offensive Player of the Year.
- Became the first player since **LaDainian Tomlinson** (2006-07) to lead the NFL in rushing yards in consecutive seasons. Henry previously led the league in 2019 with 1,540 rushing yards.
- Became the fifth all-time NFL player to lead the NFL in rushing yards, attempts and rushing touchdowns in consecutive seasons. It is a feat that had not been attained since Cleveland's **Leroy Kelly** did it from 1967 to 1968. The only other players to achieve it are **Jim Brown** (1958-59), **Steve Van Buren** (1947-49) and **Bill Paschal** (1943-44).
- Established a single-game franchise record with 250 rushing yards on Jan. 3 at Houston. He broke his own club record of 238 rushing yards, established against the Jacksonville Jaguars on Dec. 6, 2018. Henry's 250 rushing yards tied for the 13th-best single-game total in the NFL since 1948.
- Became the first player in NFL history with five career games with at least 200 rushing yards and two rushing touchdowns.
- Became the fourth player in NFL history with at least five career 200-yard rushing games, joining **O.J. Simpson** (six), **Adrian Peterson** (six) and **Tiki Barber** (five).
- Set a career high with 17 rushing touchdowns in 2020, finishing with the second-best total in franchise history behind **Earl Campbell's** 19 rushing touchdowns in 1979.
- Finished the 2020 season with 1,221 rushing yards in road games, the most by any NFL running back since 1948. The previous high was held by **Eric Dickerson**, who had 1,087 rushing yards in road games for the Los Angeles Rams in 1984.
- Dating back to 2019, he had a streak of nine consecutive road games with at least 100 rushing yards, passing **Chris Johnson** (eight games from 2009-10) for the second-longest such streak in NFL history behind only Barry Sanders' 10-game road streak from 1996-97).
- Became the fifth player in NFL history with three 200-yard rushing games in a season, joining **Earl Campbell** (four in 1980), **O.J. Simpson** (1973), **Tiki Barber** (2005) and **Jay Ajayi** (2016).
- Became the first NFL player since **LaDainian Tomlinson** (2002-07) and the ninth player in NFL history to record at least three consecutive seasons in which he rushed for at least 1,000 yards and 12 touchdowns.
- Finished the season with 2,141 scrimmage yards (2,027 rushing and 114 receiving), which ranks second in franchise history behind **Chris Johnson's** 2,509 scrimmage yards in 2009.
- Registered 10 games in 2020 with at least 100 rushing yards to tie **Earl Campbell** (1980) for the third-most in franchise history. Only Campbell in 1979 (11) and **Chris Johnson** in 2009 (12) had more 100-yard rushing games in a Titans/Oilers season than Henry. Henry's 10 100-yard games in 2020 were the most in the NFL since Dallas running back **DeMarco Murray** had 12 in 2014.
- Became the NFL's first player to rush for at least 175 and two touchdowns four times in a season.
- Joined **Terrell Davis** (1997-98), **Shaun Alexander** (2004-05) and **Larry Johnson** (2005-06) as the only players in NFL history to rush for 1,500 yards and 15 touchdowns in two consecutive seasons.
- Established a streak of 20 consecutive games in the regular season and playoffs with at least 18 rushing attempts, the second-longest streak of its kind in the NFL since 1948. The only player with more consecutive 18-carry games in the regular season and postseason



was **Emmitt Smith**, whose streak was 23 games with the Dallas Cowboys from 1995 to 1996.

- Became the first player in NFL history to produce more than one overtime touchdown run in a season. He joined **LaDainian Tomlinson** as the NFL's only players with multiple career touchdown runs in overtime. Tomlinson had three during his career.
- Joined **Bo Jackson, Ahman Green, Chris Johnson** and **Lamar Miller** as the only NFL players to record two career rushing touchdowns of at least 90 yards. Henry joined Miller (two 97-yard touchdown runs) as the only players to ever record multiple touchdown runs of at least 94 yards.

## 300 CARRIES/15 TOUCHDOWNS/5.0 AVG

**Derrick Henry** won the NFL's rushing title with 303 carries for 1,540 yards and 16 touchdowns in 2019. He followed in 2020 with 378 carries for 2,027 yards and 17 touchdowns.

He became the first player in NFL history to produce multiple seasons with a minimum of 300 rushing attempts, a rushing average of at least 5.0 yards per carry and a minimum of 15 rushing touchdowns.

The only other players to do so once in their careers are **O.J. Simpson** (1975), **Terrell Davis** (1998), **Priest Holmes** (2002), **Ahman Green** (2003), **Larry Johnson** (2005), **Shaun Alexander** (2005), **LaDainian Tomlinson** (2016), **Ezekiel Elliott** (2016) and **Dalvin Cook** (2020).

**Individual seasons in NFL history with a minimum of 300 rushing attempts, 15 rushing touchdowns and a 5.0 rushing average in a single season:**

Player	Team	Season	Att	Yards	Avg	TD
<b>Derrick Henry</b>	Tennessee	2020	378	2,027	5.4	17
Dalvin Cook	Minnesota	2020	312	1,557	5.0	16
<b>Derrick Henry</b>	Tennessee	2019	303	1,540	5.1	16
Ezekiel Elliott	Dallas	2016	322	1,631	5.1	15
LaDainian Tomlinson	San Diego	2006	348	1,815	5.2	28
Shaun Alexander	Seattle	2005	370	1,880	5.1	27
Larry Johnson	Kansas City	2005	336	1,750	5.2	20
Ahman Green	Green Bay	2003	355	1,883	5.3	15
Priest Holmes	Kansas City	2002	313	1,615	5.2	21
Terrell Davis	Denver	1998	392	2,008	5.1	21
O.J. Simpson	Buffalo	1975	329	1,817	5.5	16

## CONSECUTIVE 100-YARD ROAD GAMES

Titans running back **Derrick Henry** recorded 149 rushing yards at Indianapolis on Dec. 1, 2019. Over the course of the next year, he registered at least 100 rushing yards in eight more consecutive regular season road games, increasing his streak to nine games before it ended with a 98-yard effort at Green Bay on Dec. 27, 2020.

In NFL history, Henry's streak is the second-longest continuous stretch of its kind. Detroit's **Barry Sanders** had 10 road games in a row with 100-plus yards from 1996 to 1997.

**Most consecutive road games with at least 100 rushing yards in NFL history:**

Player	Team	Dates	Games
1. Barry Sanders	Detroit	11/24/1996–12/14/1997	10
2. <b>Derrick Henry</b>	<b>Tennessee</b>	<b>12/1/2019–12/13/2020</b>	<b>9</b>
3. Chris Johnson	Tennessee	10/18/2009–10/18/2010	8
4. Marcus Allen	L.A. Raiders	11/3/1985–9/14/1986	7
5. Arian Foster	Houston	12/22/2011–11/22/2012	6
Gerald Riggs	Atlanta	10/13/1985–12/22/1985	6
DeMarco Murray	Dallas	9/14/2014–12/4/2014	6

## FIVE CONSEC. TEAM GAMES WITH RUSHING TD

**Derrick Henry** recorded a streak in 2020 of at least one rushing touchdown in five consecutive team games. It was his second such streak in as many seasons and tied for the longest such streak in franchise history. **DeMarco Murray** (2016) and **Earl Campbell** (twice—1979 and 1983) are the only other franchise players with five consecutive team games with a rushing touchdown.

**Most consecutive team games with a rushing touchdown, franchise history:**

Player	Season	Consec. Team Games with a Rushing TD
1. <b>Derrick Henry</b>	<b>2020</b>	<b>5</b>
<b>Derrick Henry</b>	<b>2019</b>	<b>5</b>
DeMarco Murray	2016	5
Earl Campbell	1983	5
Earl Campbell	1979	5
6. (eight tied)		4

## 2019 NFL RUSHING LEADERS

Titans running back **Derrick Henry** claimed the NFL's 2019 rushing title with 1,540 yards on 303 carries (5.1 avg.). The next-closest finisher was Cleveland's **Nick Chubb**, who had 1,494 rushing yards.

Henry joined **Billy Cannon** (AFL, 1961), **Earl Campbell** (1978-80) and **Chris Johnson** (2009) as the only running backs in franchise history to lead their respective leagues in rushing.

**NFL rushing leaders in 2019:**

Player	Team	Rushing Yards
1. <b>Derrick Henry</b>	<b>Tennessee Titans</b>	<b>1,540</b>
2. Nick Chubb	Cleveland Browns	1,494
3. Christian McCaffrey	Carolina Panthers	1,387
4. Ezekiel Elliott	Dallas Cowboys	1,357
5. Chris Carson	Seattle Seahawks	1,230
6. Lamar Jackson	Baltimore Ravens	1,206
7. Leonard Fournette	Jacksonville Jaguars	1,152
8. Josh Jacobs	Oakland Raiders	1,150
9. Joe Mixon	Cincinnati Bengals	1,137
10. Dalvin Cook	Minnesota Vikings	1,135

## 2019 TOUCHDOWN LEADERS

Titans running back **Derrick Henry** tied Green Bay's **Aaron Jones** for the NFL lead with 16 rushing touchdowns in 2019.

Additionally, Henry ranked third in the NFL with 18 total touchdowns behind Carolina's **Christian McCaffrey** and Jones, who each scored 19 total touchdowns.

**NFL leaders in rushing touchdowns in 2019:**

Player	Team	Rushing TDs
1. <b>Derrick Henry</b>	<b>Tennessee Titans</b>	<b>16</b>
Aaron Jones	Green Bay Packers	16
3. Christian McCaffrey	Carolina Panthers	15
4. Dalvin Cook	Minnesota Vikings	13
5. Todd Gurley	Los Angeles Rams	12
Ezekiel Elliott	Dallas Cowboys	12

**NFL leaders in total touchdowns in 2019:**

Player	Team	Total TDs
1. Christian McCaffrey	Carolina Panthers	19
Aaron Jones	Green Bay Packers	19
3. <b>Derrick Henry</b>	<b>Tennessee Titans</b>	<b>18</b>
4. Mark Ingram	Baltimore Ravens	15
5. Ezekiel Elliott	Dallas Cowboys	14
Todd Gurley	Los Angeles Rams	14

## 3 CONSEC. GAMES W/ 200 SCRIMMAGE YDS

From the final week of the 2019 regular season (Dec. 29 at Houston) through the Titans' first two playoff games (Jan. 4 at New England and Jan. 11 at Baltimore), **Derrick Henry** became the **first player in NFL history to rush for at least 180 yards in three consecutive regular season or postseason games.**

He also became only the third player since the 1970 NFL-AFL merger to have 200 scrimmage yards in three consecutive games. The other two players to accomplish the feat were Chicago Bears running back **Walter Payton** (1977) and Pittsburgh Steelers running back **Le'Veon Bell** (2014).

During the 2019 regular season and playoffs, Henry and Carolina Panthers running back **Christian McCaffrey** (two) were the only two players with multiple 200-yard scrimmage games. Together they accounted for five of the 14 such individual performances.

**Most consecutive games with at least 200 scrimmage yards in the regular season and/or postseason, 1970–2022:**

Player	Team	Dates	Games
1. <b>Derrick Henry</b>	<b>Tennessee</b>	<b>Dec. 29, 2019–Jan. 11, 2020</b>	<b>3</b>
Le'Veon Bell	Pittsburgh	Nov. 17–Dec. 7, 2014	3
Walter Payton	Chicago	Nov. 13–Nov. 24, 1977	3
4. (several tied)			2

## 2018 NFL RUSHING LEADERS

**Derrick Henry** recorded 215 carries in 2018 for 1,059 yards. He ranked second in the AFC in rushing yardage behind Cincinnati's **Joe Mixon** (1,168) and ranked seventh overall in the NFL.

**NFL rushing leaders in 2018 (rushing yards):**

Player	Team	Rushing Yards
1. Ezekiel Elliott	Dallas Cowboys	1,434
2. Saquon Barkley	New York Giants	1,307
3. Todd Gurley	Los Angeles Rams	1,251
4. Joe Mixon	Cincinnati Bengals	1,168
5. Chris Carson	Seattle Seahawks	1,151
6. Christian McCaffrey	Carolina Panthers	1,098
7. <b>Derrick Henry</b>	<b>Tennessee Titans</b>	<b>1,059</b>
8. Adrian Peterson	Washington Redskins	1,042
9. Phillip Lindsay	Denver Broncos	1,037
10. Nick Chubb	Cleveland Browns	996

## 2018 RUSHING TOUCHDOWN LEADERS

**Derrick Henry's** scored a career-high 12 rushing touchdowns in 2018. He tied for the third-highest rushing touchdown total in the NFL.

Henry became the first Titans player with 12 rushing touchdowns in a season since **Chris Johnson** had 14 rushing touchdowns in 2009.

### Most rushing touchdowns in 2018:

Player	Team	Rushing TDs
1. Todd Gurley	Los Angeles Rams	17
2. Alvin Kamara	New Orleans Saints	14
3. <b>Derrick Henry</b>	<b>Tennessee Titans</b>	<b>12</b>
James Conner	Pittsburgh Steelers	12
5. Saquon Barkley	New York Giants	11
6. Melvin Gordon	Los Angeles Chargers	10
7. Phillip Lindsay	Denver Broncos	9
Chris Carson	Seattle Seahawks	9
Marlon Mack	Indianapolis Colts	9
Jordan Howard	Chicago Bears	9

## DECEMBER TO REMEMBER

In five games in the month of December 2018, **Derrick Henry's** rushing totals included 97 carries for 625 yards and eight touchdowns. His 625 yards were the most by any NFL player in any calendar month in 2018.

Additionally, Henry authored one of only four calendar months for the franchise since 1970 in which a player rushed for at least 600 yards. **Chris Johnson** (800 rushing yards in November 2009) and **Earl Campbell** (633 in October 1980; 662 in November 1980) were the organization's only other players to accomplish the feat in that timespan.

Henry's December rushing totals included 40 yards against the New York Jets (Dec. 2), a franchise-record 238 yards against the Jacksonville Jaguars (Dec. 6), 170 yards at the New York Giants (Dec. 16), 84 yards against the Washington Redskins (Dec. 22) and 93 yards against the Indianapolis Colts (Dec. 30).

For his efforts, Henry was named AFC Offensive Player of the Month.

### Titans/Oilers with 500 rushing yards in any calendar month from 1970-2021 (includes playoffs):

Player	Season	Month	Rushing Yards
1. Chris Johnson	2009	November	800
2. Earl Campbell	1980	November	662
3. Earl Campbell	1980	October	633
4. <b>Derrick Henry</b>	<b>2018</b>	<b>December</b>	<b>625</b>
5. <b>Derrick Henry</b>	<b>2020</b>	<b>November</b>	<b>594</b>
6. <b>Derrick Henry</b>	<b>2021</b>	<b>October</b>	<b>584</b>
7. Earl Campbell	1979	September	569
8. <b>Derrick Henry</b>	<b>2019</b>	<b>December</b>	<b>549</b>
9. Eddie George	2000	October	548
10. Earl Campbell	1979	November	534
11. <b>Derrick Henry</b>	<b>2020</b>	<b>December</b>	<b>520</b>
12. DeMarco Murray	2016	October	511
13. Earl Campbell	1981	October	510

## RUSHING YARDS IN A TWO-GAME SPAN

Following a franchise-record 238 rushing yards against the Jacksonville Jaguars on Dec. 6, 2018, **Derrick Henry** then totaled 170 rushing yards at the New York Giants on Dec. 16 to give him a franchise record of 408 rushing yards in a two-game span.

The previous record of 405 rushing yards in two games was set by **Earl Campbell** in 1980, when Campbell posted 203 yards against Tampa Bay (Oct. 19) and 202 yards against Cincinnati (Oct. 26).

### Most total rushing yards in two consecutive games, franchise history:

Player	Game 1	Yds	Game 2	Yds	Total
<b>Derrick Henry</b>	<b>12/6/18 vs. Jax</b>	<b>238</b>	<b>12/16/18 at NYG</b>	<b>170</b>	<b>408</b>
Earl Campbell	10/19/80 vs. TB	203	10/26/80 vs. Cin	202	405

## RECORD-SETTING NIGHT

On Dec. 6, 2018, **Derrick Henry** had one of the most memorable rushing performances in NFL history on Thursday Night Football. He rushed for a then-team-record 238 yards and four touchdowns (tied franchise record), including a 99-yard touchdown run.

[WATCH: Highlights from Derrick Henry's performance on 12/6/18](#)

Henry's 238 rushing yards set a new franchise record, breaking **Chris Johnson's** mark of 228 yards against the Jaguars on Nov. 1, 2009. It was the highest single-game rushing total in the NFL in 2018 and the league's highest total since **Doug Martin's** 251 rushing yards for the Tampa Bay Buccaneers against the Oakland Raiders on Nov. 4, 2012.

Henry later broke his own record with 250 rushing yard at Houston on Jan. 3, 2021 to take possession of five of the top eight single-game rushing totals in team annals.

### Most rushing yards in a game, franchise history:

Player	Date	Opponent	Rushing Yards
1. <b>Derrick Henry</b>	<b>1/3/21</b>	<b>at Houston</b>	<b>250</b>
2. <b>Derrick Henry</b>	<b>12/6/18</b>	<b>Jacksonville</b>	<b>238</b>
3. Chris Johnson	11/1/09	Jacksonville	228
4. Eddie George	8/31/97	Oakland	216
Billy Cannon	12/10/61	at New York	216
6. <b>Derrick Henry</b>	<b>12/13/20</b>	<b>at Jacksonville</b>	<b>215</b>
7. <b>Derrick Henry</b>	<b>10/18/20</b>	<b>Houston</b>	<b>212</b>
8. <b>Derrick Henry</b>	<b>12/29/19</b>	<b>at Houston</b>	<b>211</b>
9. Earl Campbell	11/16/80	at Chicago	203
Earl Campbell	10/19/80	Tampa Bay	203

In the second quarter, Henry took a handoff from **Marcus Mariota** inside his own one-yard line and raced 99 yards for a touchdown. It was the second 99-yard run in NFL history, tying **Tony Dorsett's** record-setting touchdown run for the Dallas Cowboys against the Minnesota Vikings on Jan. 3, 1983. It was also the team record, topping Johnson's 94-yard touchdown run against the New York Jets on Dec. 17, 2012. The only other runs in franchise history of at least 90 yards were Johnson's 91-yard rush against the Houston Texans on Sept. 20, 2009 and a 91-yarder by Sid Blanks against the Jets on Dec. 13, 1964.

Henry's 99-yard touchdown run tied for the longest scrimmage play in NFL history. It was the 15th such play, including his and Dorsett's runs and 13 passing plays. The last 99-yard scrimmage play before Henry's was New York Giants wide receiver **Victor Cruz's** 99-yard reception from **Eli Manning** against the New York Jets on Dec. 24, 2011.

### Longest runs from scrimmage in NFL history:

Player	Team	Date	Opponent	Rushing Yards
1. <b>Derrick Henry</b>	<b>Tennessee</b>	<b>12/6/18</b>	<b>Jacksonville</b>	<b>99t</b>
Tony Dorsett	Dallas	1/3/83	Minnesota	99t
3. Ronald Jones	Tampa Bay	11/15/20	Carolina	98t
Ahman Green	Green Bay	12/28/03	Denver	98t
5. Lamar Miller	Houston	11/26/18	Tennessee	97t
Lamar Miller	Miami	12/28/14	N.Y. Jets	97t
Andy Uram	Green Bay	10/8/39	Chi. Cardinals	97t
Bob Gage	Pittsburgh	12/4/49	Chi. Bears	97t

Henry scored on a three-yard run in the first quarter, a 99-yard run in the second quarter, a 16-yard run in the third quarter, and finally a 54-yard run in the third quarter. He tied the franchise record and became the third player in franchise history to rush for four touchdowns in a game, joining Earl Campbell (against Miami on Nov. 20, 1978) and Lorenzo White (against Cleveland on Dec. 9, 1990).

The only franchise player with more overall touchdowns in a game than Henry was Oilers running back **Billy Cannon**, who had five total touchdowns (three rushing, two receiving) at the New York Titans on Dec. 10, 1961. Henry became the first NFL player with four rushing touchdowns in a game since New England Patriots running back **Jonas Gray** at Indianapolis on Nov. 16, 2014.

## Most rushing touchdowns in a game, franchise history:

Player	Date	Opponent	Rushing Touchdowns
1. <b>Derrick Henry</b>	<b>12/6/18</b>	<b>Jacksonville</b>	<b>4</b>
Lorenzo White	12/9/90	Cleveland	4
Earl Campbell	11/20/78	Miami	4
4. (several tied)			3

Additionally, Henry's rushing performance against the Jaguars accomplished the following:

- He became the ninth NFL player since 1975 with at least one 90-yard run and at least one 60-yard reception in his career. The others were **Tony Dorsett**, **Garrison Hearst**, **Tiki Barber**, **Chris Johnson**, **Jamaal Charles**, **Herschel Walker**, **Warrick Dunn** and **Adrian Peterson**.
- Henry became the seventh NFL player since the 1970 AFL-NFL merger with at least four rushing touchdowns and at least 200 rushing yards in a game, joining **Clinton Portis**, **Barry Sanders**, **Doug Martin**, **Jonas Gray**, **Mike Anderson** and **Corey Dillon**. Henry became the first to accomplish the feat in fewer than 20 carries (17).
- He matched former Titans running back **Chris Johnson** as the only players in NFL history with a rushing touchdown of at least 90 yards and a rushing touchdown of at least 50 yards in the same game. Johnson accomplished the feat against the Houston Texans on Sept. 20, 2009.
- His 24 points tied for the fourth-highest single-game total in franchise history, trailing only **Billy Cannon** (30 on Dec. 10, 1961), **Rob Bironas** (26 on Oct. 21, 2007) and **George Blanda** (26 on Sept. 18, 1960). **Earl Campbell** (Nov. 20, 1978) and **Lorenzo White** (Dec. 9, 1990) also had 24 points on four touchdowns in a single game.
- His 238 rushing yards and four rushing touchdowns were each the most in any Thursday Night Football game in history.

## RUSHING YARDS IN A SINGLE POSTSEASON

**Derrick Henry** accumulated 446 rushing yards during the 2019 playoffs. He had 182 yards on 34 carries in the wild card round at New England, followed by 195 yards on 30 attempts in the divisional round at Baltimore. In the AFC championship game, he had 69 yards on 19 rushing attempts.

Henry's average of 148.7 rushing yards per game ranked fourth in NFL history for players with at least two games played. Only a trio of Pro Football Hall of Fame members—Denver Broncos running back **Terrell Davis** (156.0 in 1998), Los Angeles Raiders running back **Marcus Allen** (155.3 in 1983) and Washington Redskins running back **John Riggins** (152.5 in 1982) have averaged more rushing yards in a single postseason than Henry.

In Titans/Oilers history, **Eddie George** established the previous record for average rushing yards in a single postseason during the 1999 playoffs. In four games, George carried the ball 108 times for 449 yards, or an average of 112.3 yards per contest.

## Most rushing yards per game in a single NFL postseason (minimum two games):

Player	Team	Season	Games	Rush Yards	Per Game
1. Terrell Davis	Denver	1998	3	468	156.0
2. Marcus Allen	L.A. Raiders	1983	3	466	155.3
3. John Riggins	Washington	1982	4	610	152.5
4. <b>Derrick Henry</b>	<b>Tennessee</b>	<b>2019</b>	<b>3</b>	<b>446</b>	<b>148.7</b>
5. Eric Dickerson	L.A. Rams	1985	2	294	147.0
6. Terrell Davis	Denver	1997	4	581	145.3
7. Arian Foster	Houston	2011	2	285	142.5
8. Thurman Thomas	Buffalo	1990	3	390	130.0
9. Brian Westbrook	Philadelphia	2006	2	257	128.5
10. Fred Taylor	Jacksonville	1998	2	248	124.0

George's 449 yards during the team's run to Super Bowl XXXIV also established the franchise benchmark for most total rushing yards in a single postseason. Henry came within three yards of the mark in one fewer game.

## Most rushing yards in a single postseason, franchise history:

Player	Season	Games	Rush Yards
1. Eddie George	1999	4	449
2. <b>Derrick Henry</b>	<b>2019</b>	<b>3</b>	<b>446</b>
3. Earl Campbell	1978	3	264
4. Steve McNair	1999	4	209
5. Derrick Henry	2017	2	184

Henry's 2019 playoff rushing yardage total ranked sixth in NFL history. It was the most by any NFL player since George's 1999 postseason.

## Most total rushing yards in a single NFL postseason:

Player	Team	Season	Games	Rush Yards
1. John Riggins	Washington	1982	4	610
2. Terrell Davis	Denver	1997	4	581
3. Terrell Davis	Denver	1998	3	468
4. Marcus Allen	L.A. Raiders	1983	3	466
5. Eddie George	Tennessee	1999	4	449
6. <b>Derrick Henry</b>	<b>Tennessee</b>	<b>2019</b>	<b>3</b>	<b>446</b>
7. Thurman Thomas	Buffalo	1990	3	390
8. Natrone Means	Jacksonville	1996	3	358
9. Le'Veon Bell	Pittsburgh	2016	3	357
10. Freeman McNeil	N.Y. Jets	1982	3	349

## FRANCHISE PLAYOFF RUSHING LEADERS

In the 2021 postseason, **Derrick Henry** increased his career playoff totals to 732 rushing yards on 156 attempts. He is second on the franchise's all-time postseason rushing list behind only **Eddie George** (776).

Henry is tied with **Earl Campbell** for third place on the franchise's all-time postseason leaderboard with four rushing touchdowns, trailing **Steve McNair** (six) and George (five).

## Franchise career postseason rushing leaders:

Player	Games	Att	Yards	Avg	TD
1. Eddie George	9	206	776	3.8	5
2. <b>Derrick Henry</b>	<b>7</b>	<b>156</b>	<b>732</b>	<b>4.7</b>	<b>4</b>
3. Earl Campbell	6	135	420	3.1	4
4. Steve McNair	9	54	349	6.5	6
5. Lorenzo White	7	76	264	3.5	1

## RUSHING YARDS IN A TITANS PLAYOFF GAME

On Jan. 4, 2020, **Derrick Henry** rushed for 182 yards and one touchdown on 34 attempts in a wild card playoff victory at New England. In doing so, he set a new franchise single-game postseason record for rushing yards in a game, surpassing **Eddie George's** 162 yards at Indianapolis on Jan. 16, 2000.

One week later, on Jan. 11, 2020, Henry broke his own record, going for 195 rushing yards on 30 carries at Baltimore.

Henry now owns two of the top three rushing games in franchise postseason history.

## Most single-game rushing yards in franchise postseason history:

Player	Date	Opp	Att	Yds	Avg	TD
1. <b>Derrick Henry</b>	<b>1/11/20</b>	<b>at Bal</b>	<b>30</b>	<b>195</b>	<b>6.5</b>	<b>0</b>
2. <b>Derrick Henry</b>	<b>1/4/20</b>	<b>at NE</b>	<b>34</b>	<b>182</b>	<b>5.4</b>	<b>1</b>
3. Eddie George	1/16/00	at Ind	26	162	6.2	1
4. <b>Derrick Henry</b>	<b>1/6/18</b>	<b>at KC</b>	<b>23</b>	<b>156</b>	<b>6.8</b>	<b>1</b>
5. Earl Campbell	12/31/78	at NE	27	118	4.4	1
6. Eddie George	1/8/00	Buf	29	106	3.7	0
7. Eddie George	1/30/00	StL (SB)	28	95	3.4	2

## SCRIMMAGE YARDS IN A TITANS PLAYOFF GAME

**Derrick Henry's** 182 rushing yards and 22 receiving yards in the team's wild card playoff victory at New England on Jan. 4, 2020 gave him a franchise-record 204 scrimmage yards.

Henry broke his own record of 191 scrimmage yards in a wild card playoff contest at Kansas City on Jan. 6, 2018 (156 rushing, 35 receiving).

On Jan. 11, 2020, one week after establishing the current record, Henry had 202 scrimmage yards (195 rushing, seven receiving) at Baltimore, giving him the three biggest scrimmage yards totals in franchise postseason history.

Prior to Henry, the organization record stood for 57 years. It was set on Jan. 1, 1961, when **Billy Cannon** had 178 scrimmage yards against the Los Angeles Chargers.

### Most single-game scrimmage yards in franchise postseason history:

Player	Date	Opp	Rush Yards	Rec Yards	Scrim Yards
1. <b>Derrick Henry</b>	1/4/20	at NE	182	22	204
2. <b>Derrick Henry</b>	1/11/20	at Bal	195	7	202
3. <b>Derrick Henry</b>	1/6/18	at KC	156	35	191
4. Billy Cannon	1/1/61	LAC	50	128	178
5. Eddie George	1/16/00	at Ind	162	14	176
6. Eddie George	1/7/01	Bal	91	52	143
7. Ernest Givins	12/31/89	at Pit	0	136	136



a total of 69 scrimmage yards. In the third quarter, he scored his first NFL touchdown, rushing for a 19-yard score. In the second quarter, he converted a third-and-eight with a 14-yard reception. He added a 12-yard kickoff return.

➤ **Against Baltimore (10/15)**, took a short pass from Malik Willis in the fourth quarter and raced 48 yards to help set up a field goal. He added four rushing attempts for 15 yards.

➤ **Against Atlanta (10/29)**, rushed for 27 yards on three carries and added three receptions for nine yards. He rushed for a 23-yard gain on an attempt in the fourth quarter. It was his longest rushing attempt through seven career games.

➤ **At Pittsburgh (11/2)**, totaled 18 yards on five rushing attempts, four receptions for four yards, and two kickoff returns for 46 yards. In the fourth quarter, he recorded a 29-yard kickoff return.

➤ **At Tampa Bay (11/12)**, totaled 60 scrimmage yards, which ranked second on the team. He rushed for 18 yards on five attempts and added a team-high four receptions for 42 yards. In the third quarter, he converted a third-and-four with a 15-yard reception and converted a third-and-two with a 13-yard catch.

### Spears' 2023/Career Regular Season Statistics:

Year	GP	GS	Att	Yds	Avg	Lg	TD	Rec	Yds	Avg	Lg	TD
2023	9	0	44	234	5.3	23	1	26	166	6.4	48	0

### Spears' Regular Season Single-Game Highs:

**Rushing Attempts** - 8 vs. L.A. Chargers (9/17/23)

**Rushing Yards** - 49 vs. L.A. Chargers (9/17/23)

**Long Rush** - 23 vs. Atlanta (10/29/23)

**Rushing Touchdowns** - 1 at Indianapolis (10/8/23)

**Receptions** - 4 (Four times, last at Tampa Bay, 11/12/23)

**Receiving Yards** - 48 vs. Baltimore (10/15/23)

**Long Reception** - 48 vs. Baltimore (10/15/23)

**Receiving Touchdowns** - (none)

### Spears' College Statistics (Tulane):

Year	GP	GS	Att	Yds	Avg	Lg	TD	Rec	Yds	Avg	Lg	TD
2019	4	0	32	192	6.0	52t	1	5	133	26.6	88t	1
2020	3	3	37	274	7.4	42	2	2	30	15.0	16	0
2021	12	3	129	863	6.7	69t	9	19	145	7.6	44	0
2022	14	14	229	1,581	6.9	75t	19	22	256	11.6	30	2
<b>Totals</b>	<b>33</b>	<b>20</b>	<b>427</b>	<b>2,910</b>	<b>6.8</b>	<b>75t</b>	<b>31</b>	<b>48</b>	<b>564</b>	<b>11.8</b>	<b>88t</b>	<b>3</b>

## #32 • RB TYJAE SPEARS

5-11, 195, Rookie, Tulane  
[Click for complete bio](#)



Running back **Tyjae Spears** was selected by the Titans in the third round (81st overall) of the 2023 NFL Draft.

Spears spent four years at Tulane (2019-22) prior to entering the NFL. He appeared in 33 games with 20 starts at running back for the Green Wave, totaling 2,910 yards and 31 touchdowns on 427 carries with an additional 48 receptions for 564 yards and three scores. He ended his career as the school's all-time leader in yards per carry (6.8), tied for second in 100-yard rushing games (15), tied for third in rushing touchdowns (31), fourth in rushing yards per game (85.6) and sixth in rushing yards (2,910) and total touchdowns (34). His 6.8 yards per carry from 2019 to 2022 ranked second in the FBS behind only Alabama-Birmingham running back **DeWayne McBride's** 7.3-yard average (minimum 400 attempts).

As a junior in 2022, he started all 14 games for the Green Wave, totaling 1,581 yards and 19 touchdowns on 229 rushing attempts and adding 22 receptions for 256 yards and two touchdowns. He tied for the national lead with 21 total touchdowns and tied for third in the country with 19 rushing touchdowns, a total that ranked second in Tulane single-season history. His 1,581 rushing yards led the conference and made up the Green Wave's all-time second-highest single-season total. His nine 100-yard rushing games included eight consecutive such efforts to finish the season. He was named the American Athletic Conference Offensive Player of the Year and also earned first-team All-AAC honors. His efforts helped Tulane earn a 12-2 record and win an American Athletic Conference title.

He is a native of Ponchatoula, La.

### 2023 Game Notes:

➤ **At New Orleans (9/10)**, rushed for 27 yards on three carries and added a one-yard reception in his NFL debut.

➤ **Against the Los Angeles Chargers (9/17)**, totaled 49 rushing yards on eight attempts and added six yards on a pair of receptions. His 14-yard run in overtime helped lead to the game-winning field goal.

➤ **At Cleveland (9/24)**, recorded a team-high four receptions for three yards and added four rushing attempts for six yards. He also registered his first career kickoff return for 21 yards.

➤ **Against Cincinnati (10/1)**, rushed for 40 yards on five attempts (8.0 avg.) and added 18 yards on three receptions. He also had a 16-yard kickoff return. In the second quarter, he rushed for a 22-yard gain, which led to a Titans touchdown two plays later.

➤ **At Indianapolis (10/8)**, totaled 34 yards and a touchdown on seven rushing attempts and added four receptions for 35 yards to give him

## MORE TITANS RUNNING BACKS

### 36 - RB JULIUS CHESTNUT

5-11, 228, 2nd Year, Sacred Heart

➤ Julius Chestnut was signed by the Titans as an undrafted free agent on May 13, 2022. He spent the first three games of his rookie season on the 53-man roster before being added to the practice squad on Oct. 4, 2022.


➤ In 2022, he appeared in six games as a rookie. He rushed for 12 yards on nine attempts and added 41 yards on three catches. He also ranked second on the team with 10 kickoff returns for 215 yards (21.5 avg.).

➤ In four seasons at Sacred Heart (2018-21), he saw action in 32 games and logged 593 carries for 3,467 yards (5.8 avg.) and 29 touchdowns. He added 28 receptions for 412 yards (14.7 avg.) and five scores, plus 10 kickoff returns for 108 yards and two punt returns for 10 yards.

➤ As a senior in 2021, played in five games and posted 91 rushes for 542 yards (6.0 avg.) and three touchdowns.

➤ As a junior in 2020, appeared in four games and rushed 93 times for 717 yards (7.7 avg.) and eight scores.

➤ He is a native of Bowie, Md.



### 2023 Game Notes:

➤ **Against the Los Angeles Chargers (9/17)**, led the team with two special teams tackles.

➤ **At Cleveland (9/24)**, left the game with an injury during the first quarter.

➤ Placed on injured reserve on Sept. 26, 2023.

### 20 - RB JONATHAN WARD

6-0, 202, 4th NFL Season, Central Michigan

➤ Signed as a free agent on October 24, 2023.

➤ Rejoined the Titans after being waived-injured at the end of 2023 training camp.

➤ Played in three games for the Titans in 2022, totaling five rushes for 25 yards along with two receptions for seven yards.

➤ Originally signed by the Cardinals as an undrafted free agent in 2020.

➤ Played in 41 games at Central Michigan (2016-2019) and rushed for 2,539 yards and 28 touchdowns on 472 carries.

➤ Native of Kankakee, Ill.



## TITANS TIGHT ENDS

No.	Name	Ht	Wt	Exp	College
85	Okonkwo, Chig	6-3	238	2	Maryland
86	Rader, Kevin	6-4	250	3	Youngstown State
88	Wesco, Trevon	6-3	267	5	West Virginia
81	Whyte, Josh	6-7	248	R	Cincinnati

## #85 • TE CHIG OKONKWO

6-3, 238, 2nd Year, Maryland

[Click for complete bio](#)



Tight end **Chig Okonkwo** (pronounced "CHIGG oh-KAHN-kwoh") is in his second NFL season in 2023. He was selected by the Titans in the fourth round (143rd overall) of the 2022 NFL Draft.

During his rookie season, he appeared in all 17 games with eight starts and totaled 32 receptions for 450 yards (14.1 avg.) and three touchdowns. His yardage total ranked second on the team. He also tied for fifth on the team with seven special teams tackles. He was named to the Pro Football Writers of America All-Rookie team.

Okonkwo's 450 receiving yards in 2022 established a new record for franchise rookie tight ends, surpassing **Ben Troupe's** 329 yards in 2004. Okonkwo tied **Chris Dressel** (32 receptions in 1983) for the third-best reception total among all Titans/Oilers rookie tight ends, trailing only **Bo Scaife** (37 in 2005) and Troupe (33 in 2004), and he became the second rookie tight end in franchise history with at least three touchdown catches, joining Dressel (four in 1983).

The Powder Springs, Ga., native appeared in 37 games with 20 starts over four seasons (2018-21) at Maryland and caught 77 passes for 717 yards and eight touchdowns. He added three carries for 72 yards and three touchdowns, including a career-long rush of 54 yards.

As a senior in 2021, he started all 13 games and posted career-high marks with 52 catches for 447 yards and a team-leading five touchdowns. His 52 receptions ranked second in Terrapins history for a single season by a tight end, behind only former Titans tight end **Frank Wycheck** (58 in 1990). Okonkwo's 447 receiving yards were the most by a Terps tight end in a season since **Vernon Davis** (871 in 2005).

He sat out the 2020 season with myocarditis due to COVID-19. Prior to then, he saw action in 12 games (four starts) as a freshman and 12 games (three starts) as a sophomore.

### 2023 Game Notes:

➤ **Against the Los Angeles Chargers (9/17)**, tied for the team lead with four receptions for a total of 35 yards. He gained 20 yards on a reception during a third-quarter touchdown drive.



- **At Cleveland (9/24)**, totaled seven yards on three receptions.
- **Against Cincinnati (10/1)**, caught three passes for 29 yards.
- **At Indianapolis (10/8)**, caught five passes for 33 yards. His five receptions gave him the second-highest total of his career.
- **Against Baltimore (10/15)**, totaled 18 yards on a pair of receptions.
- **Against Atlanta (10/29)**, tied for the team lead with four receptions and totaled 23 receiving yards. He took a handoff and rushed for four yards and a first down on third-and-one in the second quarter.
- **At Pittsburgh (11/2)**, totaled 28 yards on three receptions.
- **At Tampa Bay (11/12)**, totaled three receptions for 27 yards.

**Okonkwo's Career Regular Season Statistics:**

Year	Team	GP	GS	Rec	Yds	Avg	Lg	TD
2022	Ten	17	8	32	450	14.1	48	3
2023	Ten	9	7	27	200	7.4	20	0
<b>Totals</b>		<b>26</b>	<b>15</b>	<b>59</b>	<b>650</b>	<b>11.0</b>	<b>48</b>	<b>3</b>

**Okonkwo's Regular Season Single-Game Highs:**

- Receptions** - 6 vs. Jacksonville (12/11/22)
- Receiving Yards** - 68 at Philadelphia (12/4/22)
- Long Reception** - 48 at Kansas City (11/6/22)
- Receiving Touchdowns** - 1 (Three times, last at Jacksonville, 1/7/23)

**NFL TIGHT ENDS IN 2022, WEEK 9-18**

In 2022, Titans rookie **Chig Okonkwo** was one of the NFL's most productive tight ends during the second half of his rookie season. From Week 9 through the end of the season, his 398 receiving yards ranked fifth in the NFL behind only four veterans: **Travis Kelce** (785), **T.J. Hockenson** (519), **George Kittle** (446) and **Evan Engram** (436).

**Most receiving yards among NFL tight ends in 2022 from Week 9 to Week 18:**

Player	Team	Rec	Yards	Avg	Lg	TD
1. Travis Kelce	Kansas City Chiefs	63	785	12.5	52	5
2. T.J. Hockenson	Minnesota Vikings	60	519	8.7	21	3
3. George Kittle	San Francisco 49ers	32	446	13.9	54t	9
4. Evan Engram	Jacksonville Jaguars	41	436	10.6	36	3
<b>5. Chig Okonkwo</b>	<b>Tennessee Titans</b>	<b>27</b>	<b>398</b>	<b>14.7</b>	<b>48</b>	<b>2</b>
6. Cole Kmet	Chicago Bears	36	385	10.7	50t	6
7. Dalton Schultz	Dallas Cowboys	37	374	10.1	22	5
8. Pat Freiermuth	Pittsburgh Steelers	31	365	11.8	57	1
9. Dawson Knox	Buffalo Bills	31	359	11.6	45	4
10. Mark Andrews	Baltimore Ravens	31	359	11.6	36	0

**ROOKIE TIGHT ENDS IN 2022**

**Chig Okonkwo** was selected by the Titans in the fourth round of the 2022 NFL Draft. He was the 143rd overall pick and the 10th tight end selected in the draft. Nevertheless, he led all tight ends in his rookie class with 450 receiving yards. His 32 receptions ranked fourth within the group, while his three touchdown catches tied for the lead (**Isaiah Likely** and **Jelani Woods**).

Among rookies at all positions, Okonkwo's 450 receiving yards ranked eighth.

**Most receiving yards by rookie tight ends in 2022:**

Player	Team	Draft Round (Overall)	Rec	Yards	Avg	TD
<b>1. Chig Okonkwo</b>	<b>Ten</b>	<b>4 (143)</b>	<b>32</b>	<b>450</b>	<b>14.1</b>	<b>3</b>
2. Greg Dulcich	Den	3 (80)	33	411	12.5	2
3. Cade Otton	TB	4 (106)	42	391	9.3	2
4. Isaiah Likely	Bal	4 (139)	36	373	10.4	3
5. Jelani Woods	Ind	3 (73)	25	312	12.5	3
6. Daniel Bellinger	NYG	4 (112)	30	268	8.9	2
7. Trey McBride	Ari	2 (55)	29	265	9.1	1
8. Jake Ferguson	Dal	4 (129)	19	174	9.2	2
9. Connor Heyward	Pit	6 (208)	12	151	12.6	1
10. Teagan Quitoriano	Hou	5 (170)	7	113	16.1	2
James Mitchell	Det	5 (177)	11	113	10.3	1

**FRANCHISE ROOKIE TIGHT ENDS**

In 2022, **Chig Okonkwo** had one of the most productive seasons in franchise history by a rookie tight end. His 450 receiving yards established a new record for Titans/Oilers rookies at his position, while his 32 receptions tied for the third-best total among the organization's rookies at his position. The fourth-round pick from the University of Maryland also became the second Titans/Oilers rookie tight end with three or more touchdown receptions, joining **Chris Dressel**, who had four touchdown catches after entering the NFL in 1983.

**Most receiving yards by a rookie tight end in franchise history:**

Player	Rookie Year	Receiving Yards
<b>1. Chig Okonkwo</b>	<b>2022</b>	<b>450</b>
2. Ben Troupe	2004	329
3. Chris Dressel	1983	316
4. Bo Scaife	2005	273
5. Willie Frazier	1964	227

**Most receptions by a rookie tight end in franchise history:**


Player	Rookie Year	Receptions
1. Bo Scaife	2005	37
2. Ben Troupe	2004	33
<b>3. Chig Okonkwo</b>	<b>2022</b>	<b>32</b>
Chris Dressel	1983	32
5. Erron Kinney	2000	19

**Most touchdown receptions by a rookie tight end in franchise history:**

Player	Rookie Year	TD Receptions
1. Chris Dressel	1983	4
<b>2. Chig Okonkwo</b>	<b>2022</b>	<b>3</b>
3. Jonnu Smith	2017	2
Bo Scaife	2005	2
Willie Frazier	1964	2

**MORE TITANS TIGHT ENDS**

**86 - TE KEVIN RADER**  
**6-4, 250, 2nd Year, Youngstown State**



- Kevin Rader was signed from the practice squad to the 53-man roster on Oct. 4, 2022.
- Rader initially joined the Titans in 2022, signing to the practice squad on Sept. 1 and then to the 53-man roster on Sept. 22. During the 2022 season, he appeared in 14 games with two starts and ranked fourth on the team with nine special teams tackles.
- Prior to joining the Titans, Rader appeared in seven career NFL games, all with the Pittsburgh Steelers. His totals included two receptions for eight yards and three special teams tackles.
- In 2021, Rader registered six games played, one start and two receptions for eight yards with the Steelers.
- After originally entering the NFL as an undrafted free agent with the Green Bay Packers in 2018, Rader spent the majority of 2019 and 2020 on the Steelers practice squad.
- A native of Pittsburgh, Pa., Rader played 42 games for Youngstown State University, totaling 44 receptions for 601 yards and four touchdowns during his college career.

**88 - TE TREVON WESCO**

**6-3, 267, 5th Year/1st with Titans, West Virginia**

- Trevon Wesco (name pronounced "tray-VON WESK-oh") was signed by the Titans as an unrestricted free agent on March 31, 2023.
- Joined the Titans after one season with the Chicago Bears.
- After he was selected by the New York Jets in the fourth round (121st overall) of the 2019 NFL Draft, he spent three seasons with the Jets before moving on to the Bears. In 54 total games (13 starts) with the Jets and Bears, he accumulated 113 yards on eight receptions and added six special teams tackles.
- Prior to the 2022 season, Wesco was acquired by the Bears off waivers from the Jets. He saw action in 14 games with one start for Chicago, catching two passes for 26 yards and adding a special teams stop. He also caught a pass for a two-point conversion.
- Wesco played three seasons at West Virginia University (2016-18) after transferring from Lackawanna College (2014-15). At West Virginia, he appeared in 35 games, totaling 28 receptions for 373 yards and two touchdowns. He was a first-team All-Big 12 selection as a senior after registering 26 catches for 366 yards and a score.
- He is a native of Martinsburg, W.Va.



**2023 Game Notes:**

- **At New Orleans (9/10)**, started in his Titans debut.
- **At Indianapolis (10/8)**, kept a drive alive with a 21-yard reception to convert a third-and-one during the team's opening possession, leading to a field goal. The catch, which was his first of the season, was his longest reception since a 23-yarder as a member of the Chicago Bears at the New York Giants on Oct. 2, 2022.

**81 - TE JOSH WHYLE**

**6-7, 248, Rookie, Cincinnati**

- Josh Whyle (last name pronounced "WHY-lee") was selected by the Titans in the fifth round (147th overall) of the 2023 NFL Draft.
- In five seasons at Cincinnati (2018-22), Whyle appeared in 52 games with 20 starts and tallied 88 receptions for 1,062 yards with 15 touchdowns with all but two catches coming in his final three seasons. He set the Cincinnati school record for career touchdown receptions by a tight end (15), breaking Brent Celek's mark.
- As a senior in 2022, he appeared in 12 games with 10 starts and collected All-AAC first-team honors. As a team captain, he hauled in 32 passes for 326 yards with three touchdowns.
- As a junior in 2021, he played in 14 games with eight starts and earned All-AAC honorable mention accolades. He finished second on the squad with six touchdowns to go along with his 332 receiving yards on 26 catches. He scored five touchdowns in four weeks from Oct. 23 to Nov. 12.
- He is a native of Cincinnati, Ohio.



**2023 Game Notes:**

- **At New Orleans (9/10)**, made his NFL debut.
- **Against Cincinnati (10/1)**, totaled two receptions for 26 yards and a touchdown. In the second quarter, he gained 24 yards on his first career reception on a pass from Ryan Tannehill to set up a Titans touchdown on the ensuing snap. With 10 seconds remaining in the first half, he scored his first career touchdown on a two-yard toss from running back Derrick Henry.
- **At Indianapolis (10/8)**, logged his first career start and caught one pass for seven yards. He added a special teams tackle.
- **Against Atlanta (10/29)**, he was inactive with a concussion.



**TITANS  
WIDE RECEIVERS**

No.	Name	Ht	Wt	Exp	College
16	Burks, Trelon	6-2	225	2	Arkansas
14	Dowell, Colton	6-3	212	R	Tennessee-Martin
10	Hopkins, DeAndre	6-1	212	11	Clemson
5	Jackson, Kearis (IR)	5-11	196	R	Georgia
11	Moore, Chris	6-1	200	8	Cincinnati
18	Phillips, Kyle	5-11	189	2	UCLA
15	Westbrook-Ikhine, Nick	6-2	211	4	Indiana

**#16 • WR TREYLON BURKS**

**6-2, 225, 2nd Year, Arkansas**  
[Click for complete bio](#)



Wide receiver **Trelon Burks** is in his second NFL season in 2023. He was selected by the Titans in the first round (18th overall) of the 2022 NFL Draft.

As a rookie, Burks appeared in 11 games with six starts, totaling 33 receptions for 444 yards and one touchdown. His reception total tied for third place on the team, while his yardage total tied for third on the squad. Among NFL rookies in 2022, Burks' 444 receiving yards ranked ninth.

In three seasons (2019-21) at the University of Arkansas, Burks appeared in 32 career games with 30 starts. He totaled 146 receptions for 2,399 yards and 18 touchdowns to go along with 32 rushing attempts for 222 yards and one score. He returned 13 punts for 134 yards (10.3-yard average) and returned 11 kickoff returns for 226 yards (20.5 avg.).

At the conclusion of his collegiate career, he ranked sixth in Razorbacks history in career receptions and receiving yards, and his touchdown reception total tied for fifth all-time. He set an Arkansas record with 10 career 100-yard receiving games, including a school-record six 100-yard receiving performances in his final year.

Burks earned All-SEC honors in each of his three seasons: in 2019, second-team All-SEC as a returner and All-Freshman as a receiver; second-team All-SEC in 2020; and first-team All-SEC in 2021.

The Warren, Ark., native was drafted with the highest pick of any Arkansas player since **Darren McFadden** was taken fourth overall in 2008, and Burks was the first Arkansas wide receiver to be selected in the first round since **Matt Jones** was taken 21st overall by Jacksonville in 2006.

As a junior in 2021, Burks was named first-team All-SEC after totaling 66 receptions (seventh in the SEC) for 1,104 yards (fourth) and 11 touchdowns (fourth). His 92.0 receiving yards per game ranked third in the SEC behind only **Jameson Williams** (104.8) and **Wan'Dale Robinson**





(102.6).

As a sophomore in 2020, he was named second-team All-SEC after contributing 51 receptions for 820 yards and seven touchdowns. His 91.1 receiving yards per game ranked third in the SEC behind only **Elijah Moore** (149.1) and **DeVonta Smith** (142.8).

**2023 Game Notes:**

- **At New Orleans (9/10)**, caught two passes for 18 yards and rushed once for nine yards.
- **Against the Los Angeles Chargers (9/17)**, led the offense with 76 receiving yards on three catches. He registered a career-long 70-yard catch in the second quarter, leading to a touchdown two plays later. It was the team's longest reception since a 75-yard touchdown catch by Corey Davis against Detroit on Dec. 20, 2020.
- **At Cleveland (9/24)**, caught one pass for five yards and forced a 26-yard pass interference penalty in the second quarter.
- **Against Cincinnati (10/1)**, **at Indianapolis (10/8)** and **against Baltimore (10/15)**, he was inactive with a knee injury.
- **Against Atlanta (10/29)**, returned to the lineup but did not record a catch.
- **At Pittsburgh (11/2)**, posted two receptions for 23 yards before leaving the game late in the fourth quarter with an injury. In the fourth quarter, he caught a 21-yard pass from Will Levis from the Titans' eight-yard line.
- **At Tampa Bay (11/12)**, he was inactive with a concussion.

**Burks' Career Regular Season Statistics:**

Year	Team	GP	GS	Rec	Yds	Avg	Lg	TD
2022	Ten	11	6	33	444	13.5	51	1
2023	Ten	5	5	8	122	15.3	70	0
<b>Totals</b>		<b>16</b>	<b>11</b>	<b>41</b>	<b>566</b>	<b>13.8</b>	<b>70</b>	<b>1</b>

**Burks' Regular Season Single-Game Highs:****Receptions** - 7 at Green Bay (11/17/22)**Receiving Yards** - 111 at Green Bay (11/17/22)**Long Reception** - 70 vs. Los Angeles Chargers (9/17/23)**Receiving Touchdowns** - 1 at Philadelphia (12/4/22)**#10 • WR DeANDRE HOPKINS**

**6-1, 212, 11th Year/1st with Titans, Clemson**  
[Click for complete bio](#)

Wide receiver **DeAndre Hopkins** is in his 11th NFL season and his first campaign with the Titans in 2023. He was signed by the team prior to training camp.

Hopkins entered the league as the 27th overall pick in the 2013 NFL Draft out of Clemson and spent his first seven seasons with the Houston Texans before being traded to the Arizona Cardinals in 2020.

In his first 10 seasons, Hopkins established himself as one of the premier receivers in NFL history. During that 10-year period, he ranked first in receptions (853), first in first-down receptions (594), second in receiving yards (11,298), fourth in receiving touchdowns (71), and first in receptions of 25-plus yards (102).

From 2013 through 2022, Hopkins surpassed 100 receptions four times, had six seasons reaching 1,000 receiving yards, recorded three seasons with at least 10 touchdowns, and posted 100 or more receiving yards in a game 40 times.

He has been named to five Pro Bowls (2015, 2017-20) and received AP All-Pro honors four times—first-team All-Pro from 2017 to 2019 and second-team All-Pro in 2020.

Through 2022, he had at least one reception in all 145 career games he played during the regular season. That represents the longest active streak in the NFL at the conclusion of 2022 and the fourth-longest streak in the Super Bowl era to begin a career. Hopkins was the only NFL player to have 100-plus receptions every season between 2018-20.

During the 2022 campaign with the Cardinals, Hopkins finished with a team-high 64 receptions for 717 yards (second on the team) and three touchdowns despite being limited to nine contests. His average of 7.1 receptions per game ranked fourth in the NFL among all players. His three games with 10-plus receptions matched the second most in franchise annals behind **Larry Fitzgerald's** four such performances in 2017.

At the conclusion of his tenure with the Texans (2013-19), Hopkins owned several franchise records, including franchise marks for career

receiving average (13.6), receptions in a season (115 in 2018; tied Andre Johnson, 2008), receiving touchdowns in a season (13 in 2017) and receiving first downs in a season (83 in 2015). When he left Houston, he ranked second on the franchise's all-time career charts in receptions (632), receiving yards (8,602) and touchdown catches (54), trailing only **Andre Johnson** in each category.

The Central, S.C., native appeared in 39 games with 32 starts over three seasons (2010-12) at Clemson and totaled 206 receptions for 3,020 yards and 27 touchdowns. He left Clemson ranked first in school history in receiving yards, first in receiving touchdowns, first in 100-yard receiving games (12) and second in receptions. As a junior (2012), he led the team with 82 receptions for 1,405 yards and 18 touchdowns.

**2023 Game Notes:**

- **At New Orleans (9/10)**, made his Titans debut and led the team with seven receptions for 65 yards, including a 16-yard catch to convert a third-and-10 in the fourth quarter. He was the first Titans player with seven receptions in a contest since Treylon Burks (seven) at Green Bay on Nov. 17, 2022.
- **Against the Los Angeles Chargers (9/17)**, tied for the team lead with four receptions and ranked third on the squad with 40 receiving yards. In the fourth quarter, he helped set up a go-ahead touchdown with a 14-yard catch to convert a third down. In overtime, he helped set up the game-winning field goal with another 14-yard grab.
- **At Cleveland (9/24)**, totaled a team-best 48 receiving yards on three receptions. All three of his receptions resulted in first downs, including a 26-yarder in the second quarter.
- **Against Cincinnati (10/1)**, registered a team-high 63 receiving yards on four receptions. In the second quarter, he caught a 38-yard pass from Ryan Tannehill to convert a third down, leading to a Titans touchdown two plays later.
- **At Indianapolis (10/8)**, appeared in his 150th career game (regular season) and led the Titans with eight receptions and 140 receiving yards, averaging 17.5 yards per catch. In the third quarter, he recorded catches of 16 yards and 36 yards on consecutive plays, leading to a Titans touchdown on the following play. He hauled in a 20-yard pass later in the third quarter during a drive that ended in a field goal, and he caught a 25-yard pass in the fourth quarter. He registered his 40th career 100-yard receiving game, his first as a member of the Titans, and his first since Oct. 30, 2022 at Minnesota as a member of the Arizona Cardinals. It was the Titans' first individual 100-yard receiving effort since Treylon Burks had 111 yards at Green Bay on Nov. 17, 2022, and Hopkins' 140 yards were the most by any Titans player in a game since A.J. Brown's 145 yards against the San Francisco 49ers on Dec. 23, 2021. Hopkins' eight receptions were his most in a game since a nine-catch effort against the San Francisco 49ers on Nov. 21, 2022 as a member of the Arizona Cardinals. It was the Titans' highest single-game total since A.J. Brown's 11 receptions against the 49ers on Dec. 23, 2021. Concluding the game with career totals of 879 receptions for 11,654 yards and 71 touchdowns, Hopkins recorded the fifth-highest total of receptions in a player's first 150 career games in NFL history. The only players to catch more passes in their first 150 games were Antonio Brown (928 receptions in 146 games), Marvin Harrison (907), Andre Johnson (900) and Julio Jones (890). He became the fourth player in NFL history with at least one catch in each of his first 150 games, joining Marvin Harrison (190 consecutive games), Keyshawn Johnson (167) and Marshall Faulk (158).
- **Against Baltimore (10/15)**, caught one pass for 20 yards.
- **Against Atlanta (10/29)**, led the team with 128 receiving yards and three touchdowns on four catches (32.0 avg.). It was his first career game with at least 100 receiving yards and three touchdown receptions. He logged his 13th career game with at least two touchdown receptions and his second career game with three touchdown receptions (Oct. 8, 2017 vs. Kansas



City). It was his 41st career 100-yard receiving game and his second as a member of the Titans. In the first quarter, he caught his first touchdown as a member of the Titans on a 47-yard pass from Will Levis. It was Levis' first career touchdown pass, and Hopkins became the third player in NFL history to catch the first career touchdown pass of four different players, joining Marvin Harrison and Joey Galloway. He added a 16-yard touchdown reception in the second quarter and a 61-yard touchdown catch in the third quarter. The latter tied for the fourth-longest reception of his career.

➤ **At Pittsburgh (11/2)**, tied for the team lead with four receptions for 60 yards. He added a five-yard rushing attempt. In the first quarter, he converted a first-and-23 with a 29-yard reception. His 546 receiving yards ranked third for the franchise in its "Titans era" (1999 to present) for a player in the team's first eight games of a season, trailing only Derrick Mason's 599 yards in 2004 and Mason's 592 yards in 2003.

➤ **At Tampa Bay (11/12)**, totaled three receptions for 27 yards. With a 15-yard reception on the first offensive play of the game, he extended his active streak to 154 consecutive games with a reception—every game he has played since he entered the NFL. It is the longest active streak in the NFL. Hopkins' streak is the fourth-longest in NFL history to begin a career behind only Marvin Harrison (190 consecutive games), Keyshawn Johnson (167) and Marshall Faulk (158).

**Hopkins' Career Regular Season Statistics:**

Year	Team	GP	GS	Rec	Yds	Avg	Lg	TD
2013	Hou	16	16	52	802	15.4	66	2
2014	Hou	16	16	76	1,210	15.9	76t	6
2015	Hou	16	16	111	1,521	13.7	61t	11
2016	Hou	16	16	78	954	12.2	51	4
2017	Hou	15	15	96	1,378	14.4	72t	13
2018	Hou	16	16	115	1,572	13.7	49t	11
2019	Hou	15	15	104	1,165	11.2	43t	7
2020	Ari	16	16	115	1,407	12.2	60	6
2021	Ari	10	10	42	572	13.6	55	8
2022	Ari	9	9	64	717	11.2	33t	3
2023	Ten	9	9	38	591	15.6	61t	3
<b>Totals</b>		<b>154</b>	<b>154</b>	<b>891</b>	<b>11,889</b>	<b>13.3</b>	<b>76t</b>	<b>74</b>

**Hopkins' Career Postseason Statistics:**

Year	Team	GP	GS	Rec	Yds	Avg	Lg	TD
2015	Hou	1	1	6	69	11.5	17	0
2016	Hou	2	2	11	132	12.0	38	1
2018	Hou	1	1	5	37	7.4	13	0
2019	Hou	2	2	15	208	13.9	41	0
<b>Playoff Totals</b>		<b>6</b>	<b>6</b>	<b>37</b>	<b>446</b>	<b>12.1</b>	<b>41</b>	<b>1</b>

**Hopkins' Regular Season Single-Game Highs:**

**Receptions** - 14 at San Francisco (9/13/20)  
**Receiving Yards** - 238 vs. Tennessee (11/30/14)  
**Long Reception** - 76t vs. Washington (9/7/14)  
**Touchdowns** - 3 (Twice, last vs. Atlanta, 10/29/23)

**Hopkins' Playoff Single-Game Highs:**

**Receptions** - 9 at Kansas City (1/12/20)  
**Receiving Yards** - 118 at Kansas City (1/12/20)  
**Long Reception** - 41 vs. Buffalo (1/4/20)  
**Touchdowns** - 1 vs. Oakland (1/7/17)

**NFL LEADERS SINCE 2013**

Since entering the NFL as a first-round pick in 2013, Titans wide receiver **DeAndre Hopkins** ranks among the league leaders in several receiving categories.

**Most receptions since 2013:**

Player	Current/Last Team	Receptions
1. <b>DeAndre Hopkins</b>	<b>Tennessee Titans</b>	<b>891</b>
2. Travis Kelce	Kansas City Chiefs	871
3. Keenan Allen	Los Angeles Chargers	869
4. Davante Adams	Las Vegas Raiders	826
5. Antonio Brown	Tampa Bay Buccaneers	777
6. Stefon Diggs	Buffalo Bills	773
7. Julio Jones	Philadelphia Eagles	772
8. Mike Evans	Tampa Bay Buccaneers	726
9. Jarvis Landry	New Orleans Saints	713
10. Zach Ertz	Arizona Cardinals	709



**Most receiving yards since 2013:**

Player	Current/Last Team	Receiving Yards
1. <b>DeAndre Hopkins</b>	<b>Tennessee Titans</b>	<b>11,889</b>
2. Julio Jones	Philadelphia Eagles	11,483
3. Mike Evans	Tampa Bay Buccaneers	11,162
4. Travis Kelce	Kansas City Chiefs	10,941
5. Davante Adams	Las Vegas Raiders	10,296
6. Antonio Brown	Tampa Bay Buccaneers	10,229
7. Keenan Allen	Los Angeles Chargers	10,182
8. Stefon Diggs	Buffalo Bills	9,646
9. Tyreek Hill	Miami Dolphins	9,416
10. Brandin Cooks	Dallas Cowboys	8,954

**Most receiving touchdowns since 2013:**

Player	Current/Last Team	Receiving TDs
1. Davante Adams	Las Vegas Raiders	90
2. Mike Evans	Tampa Bay Buccaneers	87
3. Antonio Brown	Tampa Bay Buccaneers	76
4. <b>DeAndre Hopkins</b>	<b>Tennessee Titans</b>	<b>74</b>
5. Travis Kelce	Kansas City Chiefs	73
6. Tyreek Hill	Miami Dolphins	71
7. Stefon Diggs	Buffalo Bills	66
8. Jimmy Graham	New Orleans Saints	61
9. Adam Thielen	Carolina Panthers	59
10. (three tied)		58

**Most 100-yard receiving games since 2013:**

Player	Current/Last Team	100-Yard Rec Games
1. Julio Jones	Philadelphia Eagles	50
2. Antonio Brown	Tampa Bay Buccaneers	43
3. <b>DeAndre Hopkins</b>	<b>Tennessee Titans</b>	<b>41</b>
4. Davante Adams	Las Vegas Raiders	40
5. Travis Kelce	Kansas City Chiefs	37
6. Stefon Diggs	Buffalo Bills	36
7. Keenan Allen	Los Angeles Chargers	36
8. Mike Evans	Tampa Bay Buccaneers	35
9. Amari Cooper	Cleveland Browns	33
10. Tyreek Hill	Miami Dolphins	30

## CONSECUTIVE GAMES WITH RECEPTION

**DeAndre Hopkins** has at least one reception in every game he has played during his career. He owns the longest active streak in the NFL and the fourth-longest streak to begin a career in the Super Bowl era (since 1966).

**Most consecutive games with at least one reception, active streak:**

Player	Current Team	Games
1. <b>DeAndre Hopkins</b>	<b>Tennessee Titans</b>	<b>154</b>
2. Travis Kelce	Kansas City Chiefs	151
3. Stefon Diggs	Buffalo Bills	128
4. Davante Adams	Las Vegas Raiders	124
5. Zach Ertz	Arizona Cardinals	123
6. George Kittle	San Francisco 49ers	91
7. Evan Engram	Jacksonville Jaguars	86
8. Keenan Allen	Los Angeles Chargers	67
9. Chris Godwin	Tampa Bay Buccaneers	66
10. Mike Evans	Tampa Bay Buccaneers	64

**Consecutive games with a reception to begin a career, Super Bowl era (1966–present):**

Player	Position	Games
1. Marvin Harrison	WR	190
2. Keyshawn Johnson	WR	167
3. Marshall Faulk	RB	158
4. <b>DeAndre Hopkins</b>	<b>WR</b>	<b>154 (active)</b>
5. Jeremy Shockey	TE	136
6. Calvin Johnson	WR	135
7. <i>Stefon Diggs</i>	<i>WR</i>	<i>128 (active)</i>
8. Michael Crabtree	WR	120
9. Allen Robinson	WR	116
10. Randy Moss	WR	101

## PLAYERS WITH 800/11,000/70

Wide receiver **DeAndre Hopkins** is one of 23 players in NFL history to reach 800 receptions, 11,000 receiving yards and 70 touchdown catches during a career.

**Players in NFL history with 800 receptions, 11,000 receiving yards and 70 touchdown catches:**

Player	Receptions	Yards	Rec TDs
Jerry Rice <sup>HOF</sup>	1,549	22,895	197
Larry Fitzgerald	1,432	17,492	121
Tony Gonzalez <sup>HOF</sup>	1,325	15,127	111
Jason Witten	1,228	13,046	74
Marvin Harrison <sup>HOF</sup>	1,102	14,580	128
Cris Carter <sup>HOF</sup>	1,101	13,899	130
Tim Brown <sup>HOF</sup>	1,094	14,934	100
Terrell Owens <sup>HOF</sup>	1,078	15,934	153
Anquan Boldin	1,076	13,779	82
Reggie Wayne	1,070	14,345	82
Andre Johnson	1,062	14,185	70
Steve Smith	1,031	14,731	81
Isaac Bruce <sup>HOF</sup>	1,024	15,208	91
Hines Ward	1,000	12,083	85
Randy Moss <sup>HOF</sup>	982	15,292	156
Brandon Marshall	970	12,351	83
Antonio Gates	955	11,841	116
Andre Reed <sup>HOF</sup>	951	13,198	87
Antonio Brown	928	12,291	83
Torry Holt	920	13,382	74
<b>DeAndre Hopkins</b>	<b>891</b>	<b>11,889</b>	<b>74</b>
Irving Fryar	851	12,785	84
Steve Largent <sup>HOF</sup>	819	13,089	100

HOF - Member of the Pro Football Hall of Fame

## RECEPTIONS PER GAME IN 2022

**DeAndre Hopkins** totaled 64 receptions for 717 yards and three touchdowns in 2022 despite being limited to nine games. His average of 7.1 receptions per game ranked fourth in the NFL among all players.

**Most receptions per game in 2022:**

Player	Team	Games	Receptions	Per Game
1. Cooper Kupp	LA Rams	9	75	8.3
2. Justin Jefferson	Minnesota	17	128	7.5
3. Ja'Marr Chase	Cincinnati	12	87	7.3
4. <b>DeAndre Hopkins</b>	<b>Arizona</b>	<b>9</b>	<b>64</b>	<b>7.1</b>
5. Tyreek Hill	Miami	17	119	7.0
6. Chris Godwin	Tampa Bay	15	104	6.9
7. Stefon Diggs	Buffalo	16	108	6.8
8. Amon-Ra St. Brown	Detroit	16	106	6.6
Keenan Allen	LA Chargers	10	66	6.6
10. Travis Kelce (TE)	Kansas City	17	110	6.5

## YOUNGEST TO 800 AND 11,000

As a member of the Arizona Cardinals on Oct. 30, 2022, Hopkins' first catch of the game at Minnesota was the 800th reception of his career. Only two players in NFL history reached 800 receptions at a younger age than Hopkins (30 years, 146 days)—**Larry Fitzgerald** and **Antonio Brown**.

**Youngest players in NFL history to reach 800 career receptions:**

Player	Age Reaching 800 Receptions
1. Larry Fitzgerald	30 years, 57 days
2. Antonio Brown	30 years, 138 days
3. <b>DeAndre Hopkins</b>	<b>30 years, 146 days</b>
4. Jason Witten (TE)	30 years, 238 days
5. Andre Johnson	31 years, 165 days

On Nov. 21, 2022, DeAndre Hopkins had 91 yards against the 49ers to surpass 11,000 receiving yards for his career. At 30 years, 168 days old, he became the fourth-youngest player in NFL history to reach the milestone.

**Youngest players in NFL history to reach 11,000 career receiving yards:**

Player	Age Reaching 11,000 Yards
1. Calvin Johnson	30 years, 33 days
2. Larry Fitzgerald	30 years, 85 days
3. Antonio Brown	30 years, 159 days
4. <b>DeAndre Hopkins</b>	<b>30 years, 168 days</b>
5. Randy Moss	30 years, 222 days



## HOPKINS' CAREER 100-YARD RECEIVING GAMES

Date	Opp	W/L	Rec.	Yds.	Avg.	Lg	TD
11/30/14	Tennessee	W	9	238	26.4	58t	2
10/29/17	at Seattle	L	8	224	28.0	72t	1
12/15/18	at NY Jets	W	10	170	17.0	45t	2
10/8/15	Indianapolis	L	11	169	15.4	34	0
9/30/18	at Indianapolis	W	10	169	16.9	30	1
12/20/20	Philadelphia	W	9	169	18.8	45	1
10/30/22	at Minnesota	L	12	159	13.3	33	1
10/4/15	at Atlanta	L	9	157	17.4	28	0
10/7/18	Dallas	W	9	151	16.8	49	0
9/13/20	at San Francisco	W	14	151	10.8	33	0
12/10/17	San Francisco	L	11	149	13.5	29t	2
10/18/15	at Jacksonville	W	10	148	14.8	29	2
12/30/18	Jacksonville	W	12	147	12.3	43	0
10/8/23	at Indianapolis	L	8	140	17.5	36	0
9/27/20	Detroit	L	10	137	13.7	30	0
12/13/20	at NY Giants	W	9	136	15.1	41	0
10/11/20	at NY Jets	W	6	131	21.8	45	1
10/29/23	Atlanta	W	4	128	32.0	61t	3
11/15/20	Buffalo	W	7	127	18.1	43t	1
11/27/17	at Baltimore	L	7	125	17.9	39	0
1/1/17	at Tennessee	L	7	123	17.6	51	0
12/8/19	Denver	L	7	120	17.1	43t	1
12/15/19	at Tennessee	W	6	119	19.8	35	0
11/22/15	NY Jets	W	5	118	23.6	61t	2
1/12/20 *	at Kansas City	L	9	118	13.1	38	0
9/15/13	Tennessee	W	7	117	16.7	28	1
12/27/15	at Tennessee	W	7	117	16.7	44	1
9/21/14	at NY Giants	L	6	116	19.3	49	0
11/2/14	Philadelphia	L	6	115	19.2	45	1
9/18/16	Kansas City	W	7	113	16.1	35	1
11/12/17	at LA Rams	L	7	111	15.9	36	0
9/9/19	at New Orleans	L	8	111	13.9	38	2
9/16/18	at Tennessee	L	6	110	18.3	31	1
10/27/19	Oakland	W	11	109	9.9	21	0
10/20/14	at Pittsburgh	L	6	108	18.0	32	0
10/1/17	Tennessee	W	10	107	10.7	21	1
10/20/19	at Indianapolis	L	9	106	11.8	21	1
11/4/18	at Denver	W	10	105	10.5	16t	1
12/23/18	at Philadelphia	L	9	104	11.6	18	0
10/25/20	Seattle	W	10	103	10.3	35t	1
10/20/22	New Orleans	W	10	103	10.3	18	0
9/27/15	Tampa Bay	W	8	101	12.6	29	1

\* Playoffs

## #15 • WR NICK WESTBROOK-IKHINE

6-2, 211, 4th Year, Indiana

[Click for complete bio](#)



Wide receiver **Nick Westbrook-Ikhine** is in his fourth NFL season in 2023. He was originally signed by the Titans as a rookie free agent on May 7, 2020.

From the beginning of 2021, his second year in the NFL, through his third year, Westbrook-Ikhine led the Titans in receiving yards (873) and touchdown catches (seven), and his 63 receptions in that time tied for first place.

In 2022, Westbrook-Ikhine appeared in all 17 games with a career-high 13 starts. He posted 25 catches for 397 yards and three touchdowns.

In 2021, he played in 16 games with seven starts. He ranked second on the team and set career highs with 38 receptions, 476 receiving yards and four touchdown catches, and he added three tackles on special teams. Westbrook-Ikhine was named the team's 2021 recipient of the Ed Block Courage Award.

As a rookie in 2020, he appeared in 14 games with one start and totaled three receptions for 33 yards, two special teams tackles and one reception for a two-point conversion. In one playoff game, he registered two catches for 17 yards and a special teams tackle.

A native of Lake Mary, Fla., he appeared in 52 games with 36 starts at Indiana University, where he totaled 144 receptions for 2,226 yards with 16 touchdowns over four seasons. He ranked sixth in school history in catches, seventh in yardage and touchdowns, and tied for seventh in 100-yard receiving games (six). He became the seventh Hoosier to reach 125 receptions and 2,000 yards. As a senior in 2019, he caught 42 passes for 572 yards and five touchdowns.

### 2023 Game Notes:

- **At New Orleans (9/10)**, ranked second on the team with four receptions and 58 receiving yards. He recorded catches of 21 and 24 yards in a span of three plays in the fourth quarter to help set up a field goal.
- **Against the Los Angeles Chargers (9/17)**, caught three passes for 25 yards, including a four-yard touchdown with 2 minutes and 22 seconds remaining in the fourth quarter. It was his first touchdown reception of the season and his eighth career touchdown reception.
- **Against Cincinnati (10/1)**, led the team with five receptions and finished second on the squad with 51 receiving yards. In the second quarter, he caught a 13-yard touchdown pass from Ryan Tannehill for his ninth career touchdown catch. Later in the second quarter, he added a 22-yard reception that preceded a Titans touchdown on the following play. During the contest he reached the 1,000-yard career receiving plateau.
- **At Indianapolis (10/8)**, caught one pass for nine yards.
- **Against Baltimore (10/15)**, led the offense with three receptions for 25 yards.
- **Against Atlanta (10/29)**, hauled in a 33-yard touchdown pass from Will Levis in the fourth quarter. The play ultimately provided the winning margin in the 28-23 victory. It was his third touchdown reception of 2023 and his 10th career touchdown catch.
- **At Pittsburgh (11/2)**, hauled in a 23-yard pass from Will Levis in the second quarter during a touchdown drive.
- **At Tampa Bay (11/12)**, caught one pass for nine yards.

### Westbrook-Ikhine's Career Regular Season Statistics:

Year	Team	GP	GS	Rec	Yds	Avg	Lg	TD
2020	Ten	14	1	3	33	11.0	19	0
2021	Ten	16	7	38	476	12.5	46	4
2022	Ten	17	13	25	397	15.9	63t	3
2023	Ten	9	4	19	233	12.3	33t	3
<b>Totals</b>		<b>56</b>	<b>25</b>	<b>85</b>	<b>1,139</b>	<b>13.4</b>	<b>63t</b>	<b>10</b>

### Westbrook-Ikhine's Career Postseason Statistics:

Year	Team	GP	GS	Rec	Yds	Avg	Lg	TD
2020	Ten	1	0	2	17	8.5	12	0
2021	Ten	1	0	0	0	-	0	0
<b>Totals</b>		<b>2</b>	<b>0</b>	<b>2</b>	<b>17</b>	<b>8.5</b>	<b>12</b>	<b>0</b>

### Westbrook-Ikhine's Regular Season Single-Game Highs:

- Receptions** - 7 vs. Houston (11/21/21)
- Receiving Yards** - 119 vs. Denver (11/13/22)
- Long Reception** - 63t vs. Denver (11/13/22)
- Receiving Touchdowns** - 2 vs. Denver (11/13/22)

**Westbrook-Ikhine's Playoff Single-Game Highs:****Receptions** - 2 vs. Baltimore (1/10/21)**Receiving Yards** - 17 vs. Baltimore (1/10/21)**Long Reception** - 12 vs. Baltimore (1/10/21)**MORE TITANS WIDE RECEIVERS****14 - WR COLTON DOWELL****6-3, 312, Rookie, Tennessee-Martin**

➤ The Titans selected Colton Dowell with the 228th overall pick in the seventh round of the 2023 NFL Draft.

➤ During six seasons at Tennessee-Martin, Dowell appeared in 47 games with 34 starts and recorded 177 receptions for 2,796 yards and 19 touchdowns. He established a new UT-Martin record for career receiving yardage and also registered 11 career 100-yard receiving performances.

➤ He earned first-team All-OVC honors in 2020 and 2022 and second-team All-OVC honors in 2019 and 2021.

➤ As a graduate in 2022, he started all 11 games for the Skyhawks at wide receiver and tallied 67 receptions for 1,036 yards and six touchdowns to lead the team to an OVC Championship. He became the fourth player in program history to eclipse 1,000 receiving yards in a season, averaging 15.5 yards per reception and 94.7 all-purpose yards per game. Within the conference, he finished in the top five in receptions (second), receiving yards (second), receiving yards per game (second) and touchdowns (fourth). Among all FCS players, he ranked ninth in receiving yards per game, 13th in receiving yards and 19th in receptions per game.

➤ As a senior in 2021, he started six games for the Skyhawks before suffering a season-ending injury. His totals included 22 receptions for 398 yards and two touchdowns.

➤ He is a native of Lebanon, Tenn.

**2023 Game Notes:**

➤ **Against Cincinnati (10/1)**, made his NFL debut.

**5 - WR KEARIS JACKSON****5-11, 196, Rookie, Georgia**

➤ Kearis Jackson (first name pronounced "key-AIR-iss") was signed by the Titans as a rookie free agent following the 2023 NFL Draft.

➤ Jackson appeared in 55 games with 14 starts over five seasons at Georgia (2018-22). His career totals included 78 receptions for 1,107 yards and four touchdowns, and he also returned 35 kickoffs for 805 yards and 42 punts for 338 yards.

➤ As a graduate in 2022, he played in all 15 games with three starts and finished with 21 receptions for 320 yards. He also returned 18 kickoffs for 391 yards. His efforts helped the Bulldogs to a perfect 15-0 record, an SEC championship and a second consecutive national championship.

➤ As a senior in 2021, he played in 15 games with two starts, totaling 16 receptions for 194 yards and one touchdown to go along with 22 punt returns for 189 yards (8.6-yard average) and six kickoff returns for 116 yards. He helped the Bulldogs to an FBS championship.

➤ He is a native of Fort Valley, Ga.

**2023 Game Notes:**

➤ **At New Orleans (9/10)**, returned four punts for 37 yards (9.3 avg.), including a 14-yard return, in his NFL debut.

➤ Placed on injured reserve on Sept. 22, 2023.

**11 - WR CHRIS MOORE****6-1, 200, 4th Year/1st with Titans, Cincinnati**

➤ Chris Moore was signed by the Titans as an unrestricted free agent on April 19, 2023 after spending five seasons with the Baltimore Ravens (2016-20) and two seasons with the Houston Texans (2021-22).

➤ In 2022, he appeared in 16 games with seven starts for the Texans and tallied career highs in receptions (48) and receiving yards (548) to go along with two receiving scores.

➤ After being selected by the Ravens in the fourth round (107th overall)



of the 2016 NFL Draft, Moore recorded 47 receptions for 511 yards with four touchdowns in five seasons with the team. He also excelled on special teams with the Ravens in returning kicks, as well as in punt coverage where he scored two touchdowns, one on a block return in 2016 and one recovering a loose ball in 2017.

➤ Moore played four seasons at the University of Cincinnati (2012-15), where he amassed 119 receptions for 2,301 yards and 26 touchdowns in 50 games played (34 starts). He left the school as the Bearcats' all-time leader in touchdown receptions and ranked sixth in receiving yards in program history.

➤ He is a native of Tampa, Fla.

**2023 Game Notes:**

➤ **At New Orleans (9/10)**, made his Titans debut.

➤ **Against the Los Angeles Chargers (9/17)**, caught a 49-yard pass from Ryan Tannehill in the fourth quarter to help set up a touchdown six plays later. It was the third-longest reception of his career.

➤ **At Cleveland (9/24)**, totaled 41 yards on a pair of receptions, including a 33-yard catch on a pass from Ryan Tannehill late in the second quarter to convert a fourth down.

➤ **Against Cincinnati (10/1)**, caught a 44-yard pass from Ryan Tannehill in the second quarter. It was his third consecutive games with a reception of at least 33 yards.

➤ **At Pittsburgh (11/2)**, caught a 29-yard pass from Will Levis in the fourth quarter.

**18 - WR KYLE PHILIPS****5-11, 189, 2nd Year, UCLA**

➤ The Titans selected Kyle Philips with the 163rd overall pick in the fifth round of the 2022 NFL Draft.

➤ As a rookie in 2022, Philips appeared in four games before ending the campaign on injured reserve. He totaled eight receptions for 78 yards and five punt returns for 62 yards (12.4 avg.).

➤ Started 23 of his 34 games during a four-year career at UCLA, where he totaled 163 receptions for 1,821 yards and 17 touchdowns. He added 25 punt returns for 496 yards (19.8 avg.) with two touchdowns.


➤ He registered at least one reception in 32 of his 34 college games, including a streak of 29 straight games to end his career.

➤ At the end of his UCLA career, he ranked fourth on the school's all-time career receptions list. He was the first Bruin to lead the team in receptions in three straight seasons since Craig Bragg from 2001 to 2004.

➤ As a junior in 2021, he led the Bruins in receptions (59), receiving yards (739) and receiving touchdowns (10). He also led the team in punt returns (nine) and punt return average (22.6).

➤ As a redshirt freshman in 2019, he posted a career-high 60 receptions for 681 yards and five touchdowns.

➤ He is a native of San Marcos, Calif.

**2023 Game Notes:**

➤ Placed on injured reserve on Aug. 31, 2023.

➤ Activated from injured reserve on Oct. 7, 2023.

➤ **At Indianapolis (10/8)**, saw his first action of the season after spending the first four games on injured reserve. He gained 12 yards in the first quarter on his only punt return.

➤ **Against Atlanta (10/29)**, caught three passes for 24 yards.

➤ **At Pittsburgh (11/2)**, tied for the team lead with four receptions and led the team with 68 receiving yards. His yardage total established a new career high. In the final minute of the first half, he recorded catches of 24 and 21 yards on consecutive plays to help set up a field goal.

➤ **At Tampa Bay (11/12)**, led the team in receiving yards for the second consecutive week, catching three passes for 61 yards. He hauled in passes from Will Levis of 29 and 23 yards in the fourth quarter.



# TITANS OFFENSIVE LINEMEN

## CENTERS

No.	Name	Ht	Wt	Exp	College
55	Brewer, Aaron	6-1	295	4	Texas State
62	Levin, Corey	6-4	307	5	Chattanooga

## GUARDS


No.	Name	Ht	Wt	Exp	College
60	Brunskill, Daniel	6-5	300	5	San Diego State
75	Radunz, Dillon	6-6	301	3	North Dakota State
77	Skoronski, Peter	6-4	313	R	Northwestern

## TACKLES

No.	Name	Ht	Wt	Exp	College
71	Dillard, Andre	6-5	315	5	Washington State
79	Duncan, Jaelyn	6-6	306	R	Maryland
66	Hubbard, Chris	6-4	295	10	Alabama-Birmingham
78	Petit-Frere, Nicholas (IR)	6-5	316	2	Ohio State

## #60 • OL DANIEL BRUNSKILL

6-5, 300, 5th Year/1st with Titans, San Diego State  
[Click for complete bio](#)



Daniel Brunskill is in his fifth NFL season and his first campaign with the Titans in 2023. He was signed as an unrestricted free agent on March 20, 2023.

Brunskill joined the Titans after spending four seasons (2019-22) with the San Francisco 49ers. In San Francisco, he appeared in 61 games and totaled 42 starts, including starts at every offensive line position: one at left tackle, one at left guard, eight at center, 28 at right guard and four at right tackle. During his four years with San Francisco, the 49ers ranked fifth in the NFL in rushing yards (8,772) and third in rushing touchdowns (84).

Brunskill also arrived in Tennessee with nine games of postseason experience, including a Super Bowl appearance during the 2019 season.

In 2022, Brunskill played in 14 contests with one start at left guard and one start at right guard. He contributed to an offense that ranked fifth in the league in total yards and sixth in scoring.

In 2021, he recorded a career-high 17 starts, all at right guard.

In 2017, Brunskill entered the NFL as an undrafted college free agent with the Atlanta Falcons. He spent two years on Atlanta's practice squad before signing with San Francisco in 2019.

The Valley Center, Calif., native played four seasons at San Diego State University (2013-16), where he appeared in 54 games with 32 starts. He switched from tight end to offensive line prior to his senior season and finished his college career with 15 receptions for 143 yards and three touchdowns.

### Brunskill's Career Regular Season Games Played/Games Started:

Year	Team	GP	GS	Starts by Position
2019	SF	14	7	RT-4, RG-2, LT-1
2020	SF	16	16	RG-8, C-8
2021	SF	17	17	RG-17
2022	SF	14	2	RG-1, LG-1
2023	Ten	8	8	RG-8
<b>NFL Totals</b>		<b>69</b>	<b>50</b>	<b>RG-36, C-8, RT-4, LG-1, LT-1</b>

### Brunskill's Career Postseason Games Played/Games Started:

Year	Team	GP	GS	Starts by Position
2019	SF	3	0	
2021	SF	3	3	RG-3
2022	SF	3	0	
<b>Playoff Totals</b>		<b>9</b>	<b>3</b>	<b>RG-3</b>

## #71 • OL ANDRE DILLARD

6-5, 315, 5th Year/1st with Titans, Washington State  
[Click for complete bio](#)



Andre Dillard is in his fifth NFL season and his first campaign with the Titans in 2023. He was signed as an unrestricted free agent on March 20, 2023.

Dillard joined the Titans after spending four seasons (2019-22) with the Philadelphia Eagles. In Philadelphia, he played in 43 games with nine starts, including eight starts at left tackle and one start at right tackle.

In 2022, he appeared in 12 games and added three games played during the postseason. He was part of a team that won the NFC and advanced to Super Bowl LVII.

In 2021, the Eagles led the NFL in rushing offense (159.7 yards/game). Dillard recorded 15 games played and five starts.

As a rookie in 2019, Dillard played in every game and notched four starts—three at left tackle and one at right tackle.

The Eagles selected Dillard in the first round (22nd overall) of the 2019 NFL Draft following his career at Washington State, where he earned All-America honors as a senior after allowing one sack in 722 pass-blocking snaps. He played 42 games during his college career, including 39 starts at left tackle to end his college career for the Cougars.

He is a native of Woodinville, Wash.

## #55 • OL AARON BREWER

6-1, 295, 4th Year, Texas State  
[Click for complete bio](#)



Aaron Brewer is in his fourth NFL season in 2023. He was signed by the Titans as an undrafted free agent on May 7, 2020.

In 2022, Brewer played in every game and started every game for the first time in his career. He started 15 contests at left guard and two games at center, and he helped running back Derrick Henry finish second in the NFL with 1,538 rushing yards.

In 2021, he appeared in 12 games with a career-high five starts, including three starts at right guard and two starts at left guard.

As a rookie in 2020, he appeared in 12 games with one start at left guard (Nov. 22 at Baltimore) before landing on reserve/COVID-19 for the postseason.

The Dallas, Texas, native appeared in 48 games with 47 consecutive starts in four seasons at Texas State. During his college career, he started at least five games at every position on the offensive line. He totaled eight starts at left tackle, seven starts at left guard, 15 starts at center, five starts at right guard and 12 starts at right tackle.

As a senior, he started all 12 contests at right tackle and earned All-Sun Belt second-team recognition. He was the highest-graded offensive lineman in the Sun Belt Conference (82.8) by Pro Football Focus, surrendering just three combined sacks and hits in 496 snaps in pass protection.

### Brewer's Career Regular Season Games Played/Games Started:

Year	Team	GP	GS	Starts by Position
2020	Ten	12	1	LG-1
2021	Ten	12	5	LG-2, RG-3
2022	Ten	17	17	LG-15, C-2
2023	Ten	9	9	C-9
<b>NFL Totals</b>		<b>50</b>	<b>32</b>	<b>LG-18, RG-3, C-11</b>

### Brewer's Career Postseason Games Played/Games Started:

Year	Team	GP	GS	Starts by Position
2020	Ten	0	0	
2021	Ten	1	0	
<b>Playoff Totals</b>		<b>1</b>	<b>0</b>	

**Dillard's Career Regular Season Games Played/Games Started:**

Year	Team	GP	GS	Starts by Position
2019	Phi	16	4	LT-3, RT-1
2020	Phi	0	0	
2021	Phi	15	5	LT-5
2022	Phi	12	0	
2023	Ten	9	8	LT-8
<b>NFL Totals</b>		<b>52</b>	<b>17</b>	<b>LT-16, RT-1</b>

**Dillard's Career Postseason Games Played/Games Started:**

Year	Team	GP	GS	Starts by Position
2019	Phi	1	0	
2021	Phi	1	0	
2022	Phi	3	0	
<b>Playoff Totals</b>		<b>5</b>	<b>0</b>	

**#78 • OL NICHOLAS PETIT-FRERE**

6-5, 316, 2nd Year, Ohio State

[Click for complete bio](#)



Nicholas Petit-Frere (pronounced "puh-TEET FRAIR") is in his second NFL season in 2023. He was selected by the Titans with the 69th overall pick in the third round of the 2022 NFL Draft.

As a rookie, Petit-Frere started 16 games at right tackle. He joined Michael Roos (2005), Chance Warmack (2013) and Jack Conklin (2016) as the only offensive linemen in the franchise's "Titans era" (1999–present) to start at least 16 games as a rookie. Petit-Frere helped running back Derrick Henry rush for 1,538 yards, which ranked second in the NFL.

In four seasons at Ohio State, Petit-Frere saw action in 35 career games with 20 starts. He was a member of three consecutive Big Ten Conference championship teams (2018-20) and was a part of two Ohio State teams that qualified for the College Football Playoffs (2019-2020).

As a junior in 2021, he was named first team All-Big Ten by both the coaches and media after starting all 12 games at left tackle, helping Ohio State lead the nation in total offense and scoring offense. He added first-team All-American honors by the Football Writers Association of America and CBS Sports.

As a sophomore in 2020, he received second-team All-Big Ten honors after starting seven games at right tackle for the eighth-ranked rushing attack in the country. He was an Academic All-Big Ten selection.

Petit-Frere is a native of Tampa, Fla.

**2023 Notes:**

- Placed on injured reserve on Nov. 11, 2023.


**Petit-Frere's Career Regular Season Games Played/Games Started:**

Year	Team	GP	GS	Starts by Position
2022	Ten	16	16	RT-16
2023	Ten	3	2	RT-1, LT-1
<b>NFL Totals</b>		<b>19</b>	<b>18</b>	<b>RT-17, LT-1</b>

**#77 • OL PETER SKORONSKI**

6-4, 313, Rookie, Northwestern

[Click for complete bio](#)



Peter Skoronski was selected by the Titans with the 11th overall pick in the first round of the 2023 NFL Draft.

During a three-year career at Northwestern University, Skoronski started all 33 games at left tackle without missing a game. He earned second-team All-Big Ten honors as a freshman and first-team recognition in each of the next two seasons. He became the first offensive lineman in program history to earn two All-Big Ten first-team awards.

While he was a three-year starter at left tackle, he possesses the versatility to move inside to guard.

As a junior in 2022, he was named the Rimington-Pace Big Ten Offensive Lineman of the Year—the first ever by a Northwestern lineman—after starting all 12 games at left tackle. He was the first player in school history to become a unanimous first-team All-American and was named first-team All-Big Ten by coaches and media. He finished as a finalist for the



2022 Outland Trophy, recognizing nation's best college interior lineman on both offense and defense.

When the Titans drafted Skoronski, he became Northwestern's highest draft selection since guard Chris Hinton went to Denver with the fourth pick in 1983, and he was the 11th player in program history to be picked in the first round.

His grandfather, Bob Skoronski Sr., was a left tackle for the Green Bay Packers, playing nine total seasons with the franchise. He was a permanent offensive captain for the Packers under Vince Lombardi and played on five NFL championship teams. In 1976, he was inducted into the Packers Hall of Fame. Bob Skoronski Jr., Peter's father, was an All-Ivy League football player at Yale.

Peter Skoronski attended Maine South High School in Park Ridge, Ill.

**Skoronski's 2023/Career Regular Season Games Played/Games Started:**

Year	Team	GP	GS	Starts by Position
2023	Ten	6	6	LG-6

**Skoronski's College Games Played/Games Started:**

Year	Team	GP	GS	Starts by Position
2020	Northwestern	9	9	LT-9
2021	Northwestern	12	12	LT-12
2022	Northwestern	12	12	LT-12
<b>Playoff Totals</b>		<b>33</b>	<b>33</b>	<b>LT-33</b>

**MORE TITANS OFFENSIVE LINEMEN**

**79 - OL JAELYN DUNCAN**

6-6, 306, Rookie, Maryland



➤ Jaelyn Duncan was selected by the Tennessee Titans in the sixth round (186th overall) of the 2023 NFL Draft.

➤ In five seasons at Maryland (2018-22), Duncan appeared in 42 games with 39 starts. A four-year starter on the offensive line, he won the starting left tackle position one game into his redshirt freshman campaign and went on to earn All-Big Ten honorable mention three times during his career (2020-22).


➤ As a senior in 2022, he played and started in 12 games at left tackle. He blocked for a Maryland passing offense that ranked third in the Big Ten in 2022 by averaging 259.8 yards per game through the air. Following the season, he was named honorable mention All-Big Ten and selected to participate in the Reese's Senior Bowl.

➤ As a junior in 2021, Duncan appeared in all 13 games with 11 starts at left tackle. He was part of an offense that set a program record for most passing yards in a season with 3,960, protecting quarterback Taulia Tagovailoa, who broke program records in passing yards (3,860), passing touchdowns (26), completions (328), completion percentage (69.2%) and 300-yard passing games (seven). Duncan was named honorable mention All-Big Ten.

➤ Duncan is a native of New Carrollton, Md.

**66 - OL CHRIS HUBBARD****6-4, 295, 10th Year/1st with Titans, Alabama-Birmingham**

- Chris Hubbard was signed by the Titans as a free agent on July 28, 2023.
- Hubbard entered the NFL as an undrafted rookie free agent with the Steelers in 2013. Over the next nine seasons, he played in 85 total games with 49 starts during his time with the Steelers (2013-17) and Cleveland Browns (2018-22). He recorded 41 starts at right tackle, four starts at right guard and four starts as an extra tight end.
- In 2022, he played in four games with one start for the Browns.
- In 2019, Hubbard started 13 games at right tackle with the Browns.
- In 2018, he started a career-high 16 games in his first year in Cleveland.
- During his college career at Alabama-Birmingham, he appeared in 40 games and notched 29 starts.
- A native of Columbus, Ga., Hubbard's uncle is former NFL player Brentson Buckner, currently the defensive line coach for the Jacksonville Jaguars.
- He is a native of Columbus, Ga.

**62 - C/G COREY LEVIN****6-4, 307, 5th year, Chattanooga**


- Corey Levin was claimed by the Titans off waivers from the New York Jets on Sept. 1, 2021, rejoining the team that selected him in the sixth round (217th overall) of the 2017 NFL Draft. After spending the first four games of 2021 on the practice squad, he was signed to the 53-man roster on Oct. 8.
- In 2022, he appeared in all 17 games, including starts at center in the final three games of the season.
- In 2021, he appeared in 12 games as a reserve.
- He played in 16 games during his previous stint with the Titans (2017-18) before spending time with Denver and Chicago in 2019 and New England in 2020. He signed with the Jets during the 2021 offseason and was there through the 2021 preseason.
- In 2018, he appeared in all 16 games for the Titans with one start (Oct. 21 vs. the Chargers in London).
- As a rookie in 2017, Levin spent the entire season on the 53-man roster but did not see game action. He was inactive 14 times and did not play in two other contests.
- A native of Dacula, Ga., he appeared in 52 career games with 51 starts at Chattanooga, 45 of which were consecutive. He developed versatility over his four-year collegiate career, making starts at left guard, and both tackle spots.

**75 - OL DILLON RADUNZ****6-6, 301, 3rd Year, North Dakota State**

- The Titans selected Dillon Radunz with the 53rd overall pick in the second round of the 2021 NFL Draft.
- In 2022, he appeared in 11 games, including four starts. He started two games at left guard and two games at right guard. His season came to an end on Dec. 21 when he was placed on injured reserve.
- As a rookie in 2021, he appeared in 12 games with one start at left tackle.
- A native of Becker, Minn., Radunz declared for the NFL Draft after North Dakota State's lone fall game his senior season, choosing to forego the Bisons' spring football schedule.
- He started 32 collegiate games at NDSU and was a member of four Missouri Valley Football Conference championship teams and three NCAA Division I football national championships.
- In 2020, he made his 32nd consecutive and final start at left tackle for the Bison in the Oct. 3 season opener against Central Arkansas and helped the Bison rush for 276 yards in the 39-28 victory.
- As a junior in 2019, he started all 16 games at left tackle. In 12 regular season games, he played 682 snaps with 63 knockdowns and zero sacks allowed. NDSU rushed for a school-record 4,601 yards.
- He is a native of Becker, Minn.

**TITANS  
DEFENSIVE LINEMEN**

No.	Name	Ht	Wt	Exp	College
96	Autry, Denico	6-5	285	10	Mississippi State
91	Brown, Shakel (IR)	6-3	295	R	Troy
94	Johnson, Jaleel	6-3	316	7	Iowa
95	Peko, Kyle	6-1	305	5	Oregon State
98	Simmons, Jeffery	6-4	305	5	Mississippi State
97	Stallworth, Taylor (IR)	6-2	305	5	South Carolina
93	Tart, Tear	6-2	304	4	Florida International

**#96 • DL DENICO AUTRY****6-5, 285, 10th Year, Mississippi State**[Click for complete bio](#)

Defensive lineman **Denico Autry** is in his 10th NFL season and his third season with the Titans in 2023. He was signed by the Titans as an unrestricted free agent on March 19, 2021.

During his first two seasons in Tennessee, Autry appeared in 29 games and led the Titans with 17 total sacks. It was the highest sack total of Autry's career in any two-year period.

Although injuries limited him to 12 games in 2022 (eight starts), he led the defense with eight sacks and a career-high 45 quarterback pressures. He also tallied 27 tackles, eight tackles for loss, four passes defended, two forced fumbles and a blocked extra point.

Autry has been one of the NFL's best in blocking opponent kicks and punts. From 2014 to 2022, he recorded a league-high total of 10 blocks, including three field goals, six extra points and one punt. He blocked an extra point in 2022.

In 2021, Autry appeared in all 17 games with 11 starts and finished second on the team with nine sacks. His sack total tied his career high, matching the nine sacks he had in 2018 as a member of the Indianapolis Colts. He added 32 tackles, 44 quarterback pressures, 10 tackles for loss and six passes defended.

After entering the NFL as a rookie free agent with the Oakland Raiders in 2014, Autry played four seasons with the Raiders (2014-17) and then three seasons with the Indianapolis Colts (2018-20). During that time he appeared in 96 games with 56 starts and amassed 200 tackles, 30.5 sacks, 53 quarterback hits, 17 passes defended, three forced fumbles and three fumble recoveries.

In 2020, Autry collected 33 tackles, 7.5 sacks, 10 quarterback pressures and nine tackles for loss in 14 games with the Colts. His 13 starts were the second-highest total of his career (14 in 2019).

In 2018, Autry led the Colts with a career-best nine sacks in his first season in Indianapolis. He also posted career highs with 13 tackles for loss and two forced fumbles.

The Albemarle, N.C., native played in 26 games (23 starts) in two seasons at Mississippi State University, totaling 73 tackles, 16 tackles for loss, six sacks and three forced fumbles. He spent his first two collegiate seasons at East Mississippi Community College where he was an NJCAA All-American and national champion.

**2023 Game Notes:**

- **At New Orleans (9/10)**, totaled 1.5 sacks, five total tackles and six quarterback pressures. He registered his 14th career game with at least 1.5 sacks and his third career game with at least 1.5 sacks and five tackles. He split a seven-yard sack of Derek Carr with Arden Key in the second quarter and added a seven-yard solo sack later in the second quarter.
- **Against the Los Angeles Chargers (9/17)**, notched five tackles, including a sack, and added two quarterback pressures. He ended the Chargers' first drive with a sack on third down, dropping Justin Herbert for a seven-yard loss. It was the 50th sack of Autry's 10-year NFL career, and it gave him 2.5 sacks in 2023. He became the 33rd NFL player to reach 50 sacks since he entered the NFL in 2014 and the 25th active player to do so.
- **At Cleveland (9/24)**, totaled two tackles, one sack, three quarterback



pressures and a forced fumble. In the second quarter, he was credited with a forced fumble and a 16-yard sack of Deshaun Watson. He notched his sixth career forced fumble (second in 2023). It was his third consecutive game with at least one sack, which tied for the second-longest such streak of his career.

- **Against Cincinnati (10/1)**, contributed four tackles, a half sack and two quarterback pressures.
- **At Indianapolis (10/8)**, tied for the team lead with three quarterback pressures and added two tackles.
- **Against Baltimore (10/15)**, blocked an extra point attempt by Justin Tucker in the second quarter to notch his NFL-leading 11th total blocked kick since entering the NFL in 2014, including seven blocks on extra points, three on field goals and one on a punt. His blocked extra point was the team's first blocked kick since Autry blocked an extra point attempt at Green Bay on Nov. 17, 2022. He added four tackles, including a tackle for loss, and two quarterback pressures.
- **Against Atlanta (10/29)**, totaled four tackles, one sack, three quarterback pressures and a team-high two passes defended. In the second quarter, he sacked Desmond Ridder for a 10-yard loss to secure his sixth career season and his fourth consecutive season with at least five sacks.
- **At Pittsburgh (11/2)**, tallied three tackles, one quarterback pressure and one pass defended.
- **At Tampa Bay (11/12)**, registered three tackles, including a sack, and led the team with five quarterback pressures. In the second quarter, he dropped Baker Mayfield for a one-yard loss. He secured his sixth career season and his fifth consecutive season with at least six sacks.

**Autry's Career Regular Season Statistics:**

Year	Team	GP	GS	Tackle	Sack	QBP	TFL	Int	PD	FF	FR
2014	Oak	10	0	13	0.0	1	3	0	0	0	0
2015	Oak	14	8	29	3.0	7	6	0	4	0	0
2017	Oak	16	3	35	5.0	9	9	0	7	0	0
2018	Ind	12	11	37	9.0	11	13	0	1	2	1
2019	Ind	14	14	32	3.5	11	4	0	4	1	0
2020	Ind	14	13	33	7.5	10	9	0	0	0	0
2021	Ten	17	11	32	9.0	44	10	0	6	0	0
2022	Ten	12	8	27	8.0	45	8	0	4	2	0
2023	Ten	9	8	30	6.0	27	6	0	3	1	0
<b>Totals</b>		<b>134</b>	<b>83</b>	<b>305</b>	<b>53.5</b>	<b>169</b>	<b>74</b>	<b>0</b>	<b>32</b>	<b>6</b>	<b>3</b>

**Autry's Career Postseason Statistics:**

Year	Team	GP	GS	Tackle	Sack	QBP	TFL	Int	PD	FF	FR
2016	Oak	1	0	3	0.0	0	2	0	1	0	0
2018	Ind	2	2	4	1.0	3	2	0	0	0	0
2020	Ind	1	1	4	1.5	2	1	0	0	1	0
2021	Ten	1	1	3	1.5	2	0	0	1	0	0
<b>Totals</b>		<b>1</b>	<b>1</b>	<b>3</b>	<b>1.5</b>	<b>2</b>	<b>0</b>	<b>0</b>	<b>1</b>	<b>0</b>	<b>0</b>

**Autry's Regular Season Single-Game Highs:**

- Tackles** - 9 vs. Houston (9/30/18)
- Sacks** - 3 at Jacksonville (12/2/18)
- Forced Fumbles** - 2 at Jacksonville (12/2/18)
- Fumble Recovery** - 1 (Three times, last vs. Miami, 11/25/18)
- Pass Defensed** - 2 (Four times, last vs. Atlanta, 10/29/23)
- Tackles for Loss** - 4 vs. Houston (9/30/18)

**Autry's Playoff Single-Game Highs:**

- Tackles** - 4 (Three times, last at Buffalo, 1/9/21)
- Sacks** - 1.5 (Twice, last vs. Cincinnati, 1/22/22)
- Forced Fumbles** - 1 at Buffalo (1/9/21)
- Passes Defensed** - 1 (Twice, last vs. Cincinnati, 1/22/22)
- Tackles for Loss** - 2 (Twice, last at Kansas City, 1/12/19)

**MOST TOTAL BLOCKS FROM 2014-2023**

Since entering the NFL in 2014, **Denico Autry** has recorded a total of 11 blocks, getting a hand on seven extra point attempts, three field goals and one punt. Autry leads the NFL in total blocks during that time.

Autry has blocked a kick in each of his first three seasons in Tennessee: a blocked field goal against Miami on Jan. 2, 2022; a blocked extra point at Green Bay on Nov. 17, 2022; and a blocked extra point against Baltimore on Oct. 15, 2023.


**Most total blocked field goals, extra points and punts, 2014 to 2023:**

Player	Blocked ...			Total
	FG	PAT	Punt	
1. <b>Denico Autry</b>	<b>3</b>	<b>7</b>	<b>1</b>	<b>11</b>
2. Rasheem Green	3	2	0	5
Henry Anderson	3	1	1	5
Margus Hunt	2	3	0	5
Ra'Shede Hageman	1	4	0	5
6. William Gholston	2	2	0	4
Vincent Taylor	3	1	0	4
Shelby Harris	4	0	0	4
Cory Littleton	0	0	4	4
Derek Barnett	2	2	0	4
Miles Killebrew	0	0	4	4

**#98 • DT JEFFERY SIMMONS**

6-4, 305, 5th Year, Mississippi State

[Click for complete bio](#)



Defensive lineman **Jeffery Simmons** is in his fifth NFL season in 2023. He was selected by the Titans in the first round (19th overall) of the 2019 NFL Draft.

During his first four seasons, Simmons appeared in 56 games with 54 starts and earned two Pro Bowl berths. The two-time team captain (2021-22) accumulated 196 tackles, 21 sacks, 19 passes defended, two forced fumbles and three fumble recoveries. He was second on the defense in sacks during that span behind only **Harold Landry III** (26.5).

In 2022, Simmons appeared in 15 games and anchored a unit that ranked first in the NFL in rushing defense (76.9 opponent rushing yards per game). En route to his second consecutive Pro Bowl appearance, he totaled 53 tackles, 7.5 sacks, 43 quarterback pressures, nine tackles for loss, one forced fumble and a career-high seven passes defended, which tied for the fourth-best mark among all NFL defensive linemen. Simmons and Arizona's **J.J. Watt** were the NFL's only players in 2022 with at least seven sacks and seven passes defended.

Before the start of the 2021 season, Simmons was named a team captain for the first time in his career, and he went on to become one of six players on the roster to start all 17 games. He was named to his first career Pro Bowl and added Associated Press second-team All-Pro honors after setting career highs in several categories, including sacks (8.5), tackles (54), quarterback pressures (58), tackles for loss (12) and passes defended (six). He led the squad in pressures and placed third in sacks. Among all defensive tackles in the NFL, his 8.5 sacks ranked sixth. In the divisional playoffs, he set a franchise postseason record with three sacks.

In 2020, Simmons appeared and started in 15 games. With three defensive fumble recoveries, he tied **Chase Young** for the most in the NFL in 2020 and was the first Titans defender with three fumble recoveries in a season since 2005, when linebacker **Brad Kassell** accomplished the feat. Simmons ranked second on the team with 19 quarterback pressures and added 49 tackles, three sacks, three tackles for loss, five passes defended and one forced fumble. In the franchise's "Titans era" (since 1999), he became the first player to post at least three fumble recoveries, three sacks and five passes defended in the same season. He also had three tackles and a tackle for loss in one playoff contest.

Simmons began his rookie season on the non-football injury list due to a knee injury he suffered during training in February 2019. He missed the first six games of the season before joining the 53-man roster in Week 7.

His rookie totals included 40 tackles, two sacks, two tackles for loss, 14 quarterback pressures and one pass defended in nine games (seven starts). He added four tackles, three quarterback pressures and a fumble recovery in three playoff contests.



During a three-year career as a defensive tackle at Mississippi State, Simmons appeared in 38 contests with 28 starts. He finished his career ranked sixth in school history with 32.5 tackles for loss. He also tied for sixth in MSU annals with five forced fumbles and tied for fourth with three blocked kicks. His totals also included 163 tackles, seven sacks, seven passes defended and two defensive touchdowns.

He was a first-team All-SEC selection as a sophomore and junior and was one of two players in the nation to be named a Bednarik Award Semifinalist in both 2017 and 2018.

As a junior in 2018, Simmons was named second-team All-American after totaling 63 tackles, 17 tackles for loss and two sacks. His 17 tackles for loss led the team, ranked fourth in the SEC and were the third-most in single-season school history.

During his sophomore season (2017), he set a career high with five sacks and added 12 tackles for loss. With three total blocked kicks and punts, he became the first SEC player since 2004 to lead the nation in the category.

Simmons is a native of Macon, Miss.

#### 2023 Game Notes:

- **At New Orleans (9/10)**, totaled five tackles, one sack, two tackles for loss and three quarterback pressures. He recorded his first sack of the season in the second quarter, dropping Derek Carr for a three-yard loss. It was his third consecutive Week 1 game with at least one sack.
- **Against the Los Angeles Chargers (9/17)**, credited with five tackles, including a sack, and also tied for the team lead with four quarterback pressures. In the third quarter, he ended a Chargers drive with a nine-yard sack on third down. It marked the first time in his career he posted at least one sack in Week 1 and Week 2.
- **At Cleveland (9/24)**, led the team with four quarterback pressures and added a pair of tackles.
- **Against Cincinnati (10/1)**, totaled two tackles, including a half sack, and led the team with five quarterback pressures. In the second quarter, he helped end a Bengals drive by combining with Denico Autry for an eight-yard sack of Joe Burrow. He recorded at least a half sack in three of the team's first four games of the season.
- **At Indianapolis (10/8)**, tied for the team lead with three quarterback pressures and added three tackles.
- **Against Baltimore (10/15)**, tallied two tackles and two quarterback pressures.
- **Against Atlanta (10/29)**, tied for the team high with two sacks, led the team with six quarterback pressures, and added six total tackles and one forced fumble. In the first quarter, he dropped Desmond Ridder for a 10-yard sack. In the second quarter, he forced a turnover on his second career strip-sack. He stripped the ball from Ridder, and Azeem Al-Shaair recovered for the Titans, leading to a Titans touchdown on the ensuing drive. Simmons became the 11th Titans/Oilers player to reach 25 career sacks since individual sacks became an official NFL statistic in 1982.
- **At Pittsburgh (11/2)**, posted seven tackles, one quarterback pressure and one tackle for loss. He also entered the game on offense and served as a blocker on Derrick Henry's two-yard touchdown run in the second quarter.
- **At Tampa Bay (11/12)**, tallied four tackles, two quarterback pressures and one pass defended.

#### Simmons' Career Regular Season Statistics:

Year	GP	GS	Tackle	Sack	QBP	TFL	Int	PD	FF	FR
2019	9	7	40	2.0	14	2	0	1	0	0
2020	15	15	49	3.0	20	3	0	5	1	3
2021	17	17	54	8.5	58	12	0	6	0	0
2022	15	15	53	7.5	43	9	0	7	1	0
2023	9	9	36	4.5	30	7	0	1	1	0
<b>Totals</b>	<b>65</b>	<b>63</b>	<b>232</b>	<b>25.5</b>	<b>165</b>	<b>33</b>	<b>0</b>	<b>20</b>	<b>3</b>	<b>3</b>

#### Simmons' Career Postseason Statistics:

Year	GP	GS	Tackle	Sack	QBP	TFL	Int	PD	FF	FR
2019	3	0	4	0.0	3	0	0	0	0	1
2020	1	1	3	0.0	0	1	0	0	0	0
2021	1	1	8	3.0	3	3	0	0	0	0
<b>Totals</b>	<b>5</b>	<b>2</b>	<b>15</b>	<b>3.0</b>	<b>6</b>	<b>4</b>	<b>0</b>	<b>0</b>	<b>0</b>	<b>1</b>

#### Simmons' Regular Season Single-Game Highs:

**Tackles** - 7 vs. Cleveland (12/6/20)

**Sacks** - 3 at Los Angeles Rams (11/7/21)

**Forced Fumbles** - 1 (Twice, last vs. N.Y. Giants, 9/11/22)

**Fumble Recoveries** - 1 (Three times, last vs. Detroit, 12/20/20)

#### Simmons' Playoff Single-Game Highs:

**Tackles** - 8 vs. Cincinnati (1/22/22)

**Sacks** - 3 vs. Cincinnati (1/22/22)

**Forced Fumbles** - 1 (Twice, last vs. N.Y. Giants, 9/11/22)

**Fumble Recoveries** - 1 at Baltimore (1/11/20)

## 2021-22 TACKLES, SACKS & PASSES DEFENSED

**Jeffery Simmons** earned his first two Pro Bowl berths in 2021 and 2022. Over those two seasons, he was one of only four NFL players with at least 100 total tackles, 15 sacks and 10 passes defended. The rest of the group included **Maxx Crosby**, **Cameron Heyward** and **T.J. Watt**. Simmons and Heyward were the only interior defensive linemen in the league to accomplish the feat.

#### NFL players with a minimum of 100 tackles, 15 sacks and 10 passes defended from 2021 to 2022:

Player	Team	Total Tackles	Sacks	Passes Defended
<b>Jeffery Simmons</b>	<b>Tennessee</b>	<b>107</b>	<b>16.0</b>	<b>13</b>
Maxx Crosby	Las Vegas	144	20.5	11
Cameron Heyward	Pittsburgh	163	20.5	13
T.J. Watt	Pittsburgh	103	28.0	12

## #93 • NT TEAIR TART

#### 6-2, 304, 4th Year, Florida International

[Click for complete bio](#)



Nose tackle **Teair Tart** (first name pronounced "tee-AIR") is in his fourth NFL season in 2023. He joined the Titans as a rookie free agent following the 2020 NFL Draft.

Tart ascended in his first three seasons from an undrafted rookie with one start in 2020 to 16 starts in 2022. His statistics during his first three campaigns included 55 tackles, 1.5 sacks, one interception and six passes defended.

In 2022, Tart's 16 starts at nose tackle established a career high. He also established career-best totals with 34 tackles, 1.5 sacks, 22 quarterback pressures, five tackles for loss, one interception, six passes defended and one fumble recovery. He helped the Titans finish with the NFL's top rushing defense (76.9 opponent rushing yards per game).

In 2021, he appeared in 11 games with 10 starts. His totals included 16 tackles, three quarterback pressures and two tackles for loss, giving him career highs in each category.

In 2020, he appeared in seven games as a rookie and totaled five tackles, two quarterback pressures, one tackle for loss, one pass defended.

The Philadelphia, Pa., native appeared in 23 games with 10 starts over two seasons at Florida International, totaling 51 tackles, 19.0 tackles for loss, six sacks, one pass defended, five quarterback pressures and two forced fumbles.

Tart also played at Ellsworth (Iowa) Community College in 2017 and ASA (N.Y.) College in 2016.

**2023 Game Notes:**

- **At New Orleans (9/10)**, totaled five tackles, including a tackle for loss.
- **Against the Los Angeles Chargers (9/17)**, tallied two tackles, one tackle for loss and one quarterback pressure.
- **At Cleveland (9/24)**, tallied three tackles, two quarterback pressures and one tackle for loss.
- **Against Cincinnati (10/1)**, finished second on the team and tied a career high with four quarterback pressures.
- **At Indianapolis (10/8)** and **against Baltimore (10/15)**, he was inactive due to a toe injury.
- **Against Atlanta (10/29)**, returned to the lineup and posted one tackle and one quarterback pressure.
- **At Pittsburgh (11/2)**, posted one tackle for loss and one quarterback pressure.
- **At Tampa Bay (11/12)**, totaled three tackles, one sack and two tackles for loss. He sacked Baker Mayfield for a seven-yard loss in the first quarter.

**Tart's Career Regular Season Statistics:**

Year	GP	GS	Tackle	Sack	QBP	TFL	Int	PD	FF	FR
2020	7	1	5	0.0	2	1	0	1	0	0
2021	11	10	16	0.0	3	2	0	0	0	0
2022	16	16	34	1.5	22	5	1	6	0	1
2023	7	5	15	1.0	10	5	0	0	0	0
<b>Totals</b>	<b>41</b>	<b>32</b>	<b>70</b>	<b>2.5</b>	<b>37</b>	<b>13</b>	<b>1</b>	<b>7</b>	<b>0</b>	<b>1</b>

**Tart's Career Postseason Statistics:**

Year	GP	GS	Tackle	Sack	QBP	TFL	Int	PD	FF	FR
2020	0	0	0	0.0	0	0	0	0	0	0
2021	0	0	0	0.0	0	0	0	0	0	0
<b>Totals</b>	<b>0</b>	<b>0</b>	<b>0</b>	<b>0.0</b>	<b>0</b>	<b>0</b>	<b>0</b>	<b>0</b>	<b>0</b>	<b>0</b>


**Tart's Regular Season Single-Game Highs:**

- Tackles** - 6 vs. Dallas (12/29/22)
- Sacks** - 1 (Twice, last at Tampa Bay, 11/12/23)
- Interceptions** - 1 at Indianapolis (10/2/22)
- Fumble Recoveries** - 1 vs. Dallas (12/29/22)



**MORE TITANS DEFENSIVE LINEMEN**

**94 - DT JALEEL JOHNSON**  
6-3, 316, 7th Year, Iowa



- Jaleel Johnson was re-signed to the practice squad on Sept. 20, 2023 after initially spending time with the Titans during the 2023 offseason and training camp. He was promoted to the 53-man roster on Oct. 28, 2023.
- Prior to 2023, he spent a total of six NFL seasons with the Minnesota Vikings (2017-20), Houston Texans (2021-22) and Atlanta Falcons (2022). In 74 career games during that time, he logged 21 starts, 125 tackles, 6.5 sacks, 11 tackles for loss, one forced fumble and two fumble recoveries.
- In 2022, he split the season between Atlanta (six games) and Houston (three games, one start). He totaled 15 tackles, one sack and one fumble recovery.
- In 2020, Johnson started all 16 games for the Vikings and totaled 44 tackles, 1.5 sacks and three tackles for loss.
- The Brooklyn, N.Y., native entered the NFL as a fourth-round selection by the Vikings in the 2017 NFL Draft from the University of Iowa, where he earned first-team All-Big 10 honors as a senior. During his Hawkeye career, he tallied 112 tackles and 13 sacks in 47 games.

**95 - DT KYLE PEKO**  
6-1, 305, 5th Year, Oregon State



- Kyle Peko (last name pronounced "PECK-oh") rejoined the Titans as a free agent on August 14, 2023.
- Prior to rejoining the Titans in 2023, Peko appeared in 29 career NFL games with three starts, totaling two sacks, 34 tackles and one forced fumble.
- Most recently, he played in eight games for the Raiders in 2022 after spending time with the Denver Broncos (2016-18, 2019-20), Buffalo Bills (2018-19), Indianapolis Colts (2019) and Titans (2021).
- In 2022, he notched 11 tackles in eight games for the Raiders.
- In 2021, Peko appeared in eight games for the Titans, making three starts. He finished the year with 10 tackles and two sacks. He also recorded a half sack in the Titans' postseason game.
- He initially signed with Denver as an undrafted free agent in 2016.
- In one season at Oregon State, Peko started 12 games and was named Pac-12 All-Conference Honorable Mention. In that season, he was the top tackler among defensive linemen (45), recorded 4.5 tackles for loss, and blocked two kicks.
- A native of La Habra, Calif., he is the cousin of NFL players Domata Peko (Bengals, 2006-20) and Siitupe Peko (Colts, 2001-06).

**2023 Game Notes:**

- **At Tampa Bay (11/12)**, tied a career high with four tackles.


**97 - DT TAYLOR STALLWORTH**  
6-2, 305, 5th Year, South Carolina



- Signed to the practice squad on Oct. 9, 2023 and promoted to the 53-man roster on Oct. 14, 2023.
- Stallworth originally entered the NFL as an undrafted free agent with the Saints in 2018.
- In 57 career games and two starts prior to joining the Titans, Stallworth totaled 52 tackles, 4.5 sacks, seven tackles for loss and two fumble recoveries.
- In 2022, Stallworth played in six games for the Chiefs and in one game with the Texans, totaling four tackles with each team. He spent the prior two seasons with the Colts, appearing in 16 games each year and recording three sacks in 2021.
- He appeared in 43 games at South Carolina and started 31 games for the Gamecocks. He totaled 87 total tackles, six tackles for loss and one sack along with six passes defended.
- He is a native of Mobile, Ala.

**2023 Game Notes:**

- Placed on injured reserve on Oct. 25, 2023.



# TITANS

## INSIDE LINEBACKERS

No.	Name	Ht	Wt	Exp	College
2	Al-Shaair, Azeez	6-2	228	5	Florida Atlantic
45	Campbell, Chance	6-2	232	2	Mississippi
50	Gibbens, Jack	6-3	242	1	Minnesota
57	Gifford, Luke	6-3	243	5	Nebraska
56	Rice, Monty	6-0	233	3	Georgia

## #2 • LB AZEEZ AL-SHAIR

**6-2, 228, 5th Year/1st with Titans, Florida Atlantic**  
[Click for complete bio](#)



Linebacker **Azeez Al-Shaair** (name pronounced "uh-ZEEZ al-SHY-er") is in his fifth NFL season and his first campaign with the Titans in 2023. He was signed as an unrestricted free agent on March 20, 2023.

Prior to joining the Titans, Al-Shaair played 56 games with 31 starts in four seasons (2019-22) with the San Francisco 49ers. He totaled 199 tackles, two sacks, 11 tackles for loss, two interceptions, seven passes defended, two forced fumbles and three fumble recoveries.

In 2022, he appeared in 12 games with nine starts. San Francisco boasted the league's top-ranked defense, allowing only 300.6 yards and 16.2 points per game, both of which led the NFL.

In 2021, he set career marks with 13 starts, 103 tackles, two fumble recoveries and two sacks. He matched career highs with one interception and one forced fumble.

The Tampa, Fla., native entered the NFL in 2019 as undrafted college free agent from Florida Atlantic. During college, he was a four-year starter and recorded 397 tackles, 32.5 tackles for loss, 7.5 sacks, two forced fumbles and one interception. He earned all-conference honors following his junior season.

**2023 Game Notes:**

- **At New Orleans (9/10)**, started and was credited with six tackles in his Titans debut.
- **Against the Los Angeles Chargers (9/17)**, tied for second place on the defense with eight tackles.
- **At Cleveland (9/24)**, tied for third on the defense with nine total tackles, including a sack and two tackles for loss. In the first quarter, he recorded his first sack of the season, dropping Deshaun Watson for a two-yard loss. It was his third career sack.
- **Against Cincinnati (10/1)**, finished second on the defense with nine tackles, including a tackle for loss. He added a team-high two passes defended and two quarterback pressures.
- **At Indianapolis (10/8)**, led the defense and tied his career high with 15 tackles. The only previous time he reached the 15-tackle mark was as a member of the San Francisco 49ers at Seattle on Dec. 5, 2021. He became the first Titans defender to record 15 tackles in a game (press box tally) since Jayon Brown registered 15 total stops against the Jacksonville Jaguars on Nov. 24, 2019.
- **Against Baltimore (10/15)**, led the defense and tied his career high with 15 tackles for the second consecutive week. He became the first Titans defender to record 15 tackles in back-to-back games (press box tackle statistics) since at least the beginning of the 2000 season, and he became the NFL's first player in 2023 to accomplish the feat. He added a quarterback pressure against the Ravens.
- **Against Atlanta (10/29)**, led the defense with 11 tackles and added a fumble recovery and a quarterback pressure. He recorded a takeaway in the second quarter, pouncing on the ball after a Desmond Ridder fumble. It was his first fumble recovery of 2023 and his fourth career fumble recovery. The turnover led to a Titans touchdown on the ensuing drive.

- **At Pittsburgh (11/2)**, led the team in tackles for the fourth consecutive week. He totaled 10 tackles and added a pass defended.
- **At Tampa Bay (11/12)**, ranked third on the defense with six tackles.

**Al-Shaair's Career Regular Season Statistics:**

Year	Team	GP	GS	Tackle	Sack	QBP	TFL	Int	PD	FF	FR
2019	SF	15	4	11	0.0	0	0	0	0	0	0
2020	SF	16	5	34	0.0	1	1	1	2	1	0
2021	SF	13	13	102	2.0	5	9	1	5	1	2
2022	SF	12	9	44	0.0	3	1	0	0	0	1
2023	Ten	9	9	89	1.0	6	4	0	3	0	1
<b>Totals</b>		<b>65</b>	<b>40</b>	<b>280</b>	<b>3.0</b>	<b>15</b>	<b>15</b>	<b>2</b>	<b>10</b>	<b>2</b>	<b>4</b>

**Al-Shaair's Career Postseason Statistics:**

Year	Team	GP	GS	Tackle	Sack	QBP	TFL	Int	PD	FF	FR
2021	SF	3	1	13	0.0	2	0	0	0	0	0
2022	SF	3	3	12	0.0	0	0	0	0	0	0
<b>Totals</b>		<b>6</b>	<b>4</b>	<b>25</b>	<b>0.0</b>	<b>2</b>	<b>0</b>	<b>0</b>	<b>0</b>	<b>0</b>	<b>0</b>

**Al-Shaair's Regular Season Single-Game Highs:**

- Tackles** - 15 (Three times, last vs. Baltimore, 10/15/23)
- Sacks** - 1 (Three times, last at Cleveland, 9/24/23)
- Tackle For Loss** - 3 at Cincinnati (12/12/21)
- Interceptions** - 1 (Twice, last vs. Minnesota, 11/28/21)
- Passes Defended** - 2 (Twice, last vs. Cincinnati, 10/1/23)
- Forced Fumbles** - 1 (Twice, last at Seattle, 12/5/21)
- Fumble Recoveries** - 1 (Four times, last vs. Atlanta, 10/29/23)

**Al-Shaair's Playoff Single-Game Highs:**

- Tackles** - 7 vs. Dallas (1/22/23)

## MORE TITANS INSIDE LINEBACKERS

**45 - LB CHANCE CAMPBELL**  
**6-2, 232, 2nd Year, Mississippi**



- The Titans selected Chance Campbell in the sixth round (219th overall) of the 2022 NFL Draft.
- In 2022, he spent his entire rookie season on injured reserve.
- In one season at Mississippi (2021), Campbell started all 13 games and led the team with 109 tackles. He added six sacks, 11 quarterback pressures, 12.5 tackles for loss, two passes defended, three forced fumbles and led the SEC with three fumble recoveries while with the Rebels.
- A native of Ellicott City, Md., he transferred to Mississippi following three seasons (2018-20) at the University of Maryland, where he amassed 107 tackles, 1.5 sacks, 10 tackles for loss, one interception, four passes defended, one forced fumble and one fumble recovery in 25 games.
- As a junior in 2020, he saw action in five games and made four starts for the Terrapins, leading the squad with 43 tackles. He earned All-Big Ten honorable mention.

**2023 Game Notes:**

- **At Cleveland (9/24)**, made his NFL debut. He totaled two tackles on defense and one tackle on special teams.

**50 - LB JACK GIBBENS**  
**6-3, 242, 2nd Year, Minnesota**




- Jack Gibbens was originally signed by the Titans as an undrafted free agent on May 13, 2022. He rejoined the team on the practice squad on Sept. 12 after being waived in the final roster cutdown.
- As a rookie in 2022, he appeared in five games with two starts. His totals included 27 tackles, one interception and one special teams tackle.
- Prior to reaching the NFL, he appeared in 13 games with 13 starts in one season at Minnesota (2021), totaling 92 tackles, 4.5 tackles for loss, three passes defended and one forced fumble.
- Transferred to Minnesota after playing four seasons at Abilene Christian (2017-20) where he saw action in 39 games and recorded 257 tackles, 22 tackles for loss, seven sacks, five interceptions, 11 passes defended, one forced fumble, three fumble recoveries and one blocked kick.
- Gibbens is a native of Bulverde, Texas.

**2023 Game Notes:**

- **At New Orleans (9/10)**, started and ranked third on the defense with seven tackles, including a tackle for loss.
- **At Cleveland (9/24)**, started and posted seven tackles, two quarterback pressures and one special teams tackle.
- **Against Cincinnati (10/1)**, led the team and tied his career high with 10 tackles. He added a pass defended.
- **At Indianapolis (10/8)**, finished second on the team and matched his career high with 10 tackles.
- **Against Baltimore (10/15)**, registered nine tackles and a quarterback pressure.
- **Against Atlanta (10/29)**, totaled five tackles, including a sack. In the second quarter, he registered his first career sack, dropping Desmond Ridder for a nine-yard loss.
- **At Pittsburgh (11/2)**, posted six tackles.

**57 - LB LUKE GIFFORD****6-3, 243, 5th Year/1st with Titans, Nebraska**

- Luke Gifford was signed by the Titans as an unrestricted free agent on March 20, 2023.
- Gifford joined the Titans after playing four years (2019-22) with the Dallas Cowboys as a standout special teams player. He totaled 40 tackles on defense and 30 special teams stops in 46 games.
- In 2022, he led the Cowboys with 12 special teams tackles and forced a fumble.
- In both 2021 and 2020, he was second on the team in special teams tackles with a combined 12 stops and a blocked punt.
- He played four seasons at Nebraska (2015-18), appearing in 29 games with 19 starts and totaling 109 tackles, seven sacks, 19 tackles for loss and three interceptions.
- As a senior captain, he tallied 62 tackles, 13 tackles for loss, 5.5 sacks, two interceptions and a forced fumble in 12 games, earning All-Big Ten honorable mention. His 5.5 sacks were the most by a Cornhusker linebacker since 2005.
- He is a native of Lincoln, Neb.

**2023 Game Notes:**

- **At New Orleans (9/10)**, saw action on special teams in his Titans debut.
- **At Cleveland (9/24)**, recorded his first career start, opening the game at outside linebacker. He led the team with two special teams tackles.

**56 - LB MONTY RICE****6-0, 233, 2nd Year, Georgia**

- The Titans selected Monty Rice in the third round (92nd overall) of the 2021 NFL Draft.
- In 2022, Rice played in 13 games with six starts and ranked fourth on the team with 63 tackles. He added three quarterback pressures, four stops for loss, a pass defended and three special teams stops.
- In 2021, he appeared in 10 games with four starts before finishing the season on injured reserve. He registered 30 tackles and one pass defended.
- The Huntsville, Ala., native played four seasons at Georgia (2017-20) where he appeared in 47 games with 28 starts and tallied 219 tackles, 10.5 tackles for loss, two sacks, 21 quarterback pressures, five passes defended, three forced fumbles and one fumble recovery returned for a touchdown for the Bulldogs.
- In 2020, Rice was named a finalist for the Butkus Award, which recognizes the nation's best linebacker, after amassing 49 tackles, four tackles for loss, one sack, one pass defended, two forced fumbles and one fumble recovery returned for a score.
- As a junior in 2019, Rice was Georgia's leading tackler with 89 total stops.
- In 2018, he played in nine games and made five starts. Finished as Georgia's third-leading tackler with 59 stops. Also posted 1.5 tackles for loss, one sack, two quarterback pressures, one pass defended and one forced fumble.

**2023 Game Notes:**

- **At New Orleans (9/10)**, recorded two stops on special teams.
- **At Pittsburgh (11/2)**, led the team and established a career high with three special teams tackles.




# TITANS

## OUTSIDE LINEBACKERS

No.	Name	Ht	Wt	Exp	College
51	Gipson, Trevis	6-4	263	4	Tulsa
49	Key, Arden	6-5	240	6	Louisiana State
58	Landry III, Harold	6-2	252	6	Boston College
42	Murphy, Caleb	6-3	254	R	Ferris State
99	Weaver, Rashad	6-4	259	3	Pittsburgh

### #49 • OLB ARDEN KEY

**6-5, 240, 6th Year/1st with Titans, Louisiana State**[Click for complete bio](#)

Outside linebacker **Arden Key** is in his sixth NFL season and his first campaign with the Titans in 2023. He was signed by the Titans as an unrestricted free agent on March 20, 2023.

Key originally entered the NFL as a third-round pick (87th overall) of the Oakland Raiders in 2018 and spent his first three campaigns with the organization. He then spent the 2021 campaign with the San Francisco 49ers and the 2022 season with the Jacksonville Jaguars. His statistical totals during his first five NFL seasons included 98 tackles and 14 sacks in 71 games (13 starts).

In 2022, Key played 17 games with three starts for the Jaguars and totaled 27 tackles, 4.5 sacks, 38 quarterback pressures, five tackles for loss and a fumble recovery. His 38 pressures ranked second for the Jaguars, and over the last five weeks of the season, he posted 25 pressures, which ranked second in the league behind Nick Bosa over that time frame. He was a key figure in helping the Jaguars win the AFC South and advance to the divisional round of the playoffs.

In 2021, Key notched a career-best 6.5 sacks to go along with 22 tackles and 25 quarterback pressures in his lone season with the 49ers.

During a three-year career at Louisiana State University, Key totaled 21 sacks and 26.5 tackles for loss. As a sophomore, he earned all-conference honors, while setting the school record for sacks in a season (12.0).

He is a native of Atlanta, Ga.

**2023 Game Notes:**

- **At New Orleans (9/10)**, made his Titans debut and tied for the team lead with 1.5 sacks. He also led the team with a career-high 11 quarterback pressures, the most by any NFL player in Week 1 through Sunday, Sept. 10. He tied his career high in sacks, equaling his previous high of 1.5 sacks against Dallas as a member of the Jacksonville Jaguars on Dec. 18, 2022. In the second quarter, he tallied his first sack of the season, dropping Derek Carr for a six-yard loss. Later in the second quarter he shared a seven-yard sack with Denico Autry later in the second quarter. His totals also included four total tackles, which tied his career high, and one pass defended.
- **Against the Los Angeles Chargers (9/17)**, tied for the team lead with four quarterback pressures.
- **At Cleveland (9/24)**, tallied three tackles and three quarterback pressures.
- **Against Cincinnati (10/1)**, sacked Joe Burrow for a 10-yard loss in the fourth quarter. He also totaled two quarterback pressures.
- **At Indianapolis (10/8)**, posted two tackles and two quarterback pressures.
- **Against Baltimore (10/15)**, led the defense with four quarterback pressures.
- **Against Atlanta (10/29)**, registered two tackles and four quarterback pressures.
- **At Pittsburgh (11/2)**, registered two tackles and one quarterback pressure.

**Key's Career Regular Season Statistics:**

Year	Team	GP	GS	Tackle	Sack	QBP	TFL	Int	PD	FF	FR
2018	Oak	16	10	30	1.0	13	4	0	0	0	0
2019	Oak	7	0	4	2.0	14	2	0	0	0	0
2020	LV	14	0	15	0.0	28	2	0	2	0	0
2021	SF	17	0	22	6.5	25	5	0	1	0	0
2022	Jax	17	3	27	4.5	38	5	0	2	0	1
2023	Ten	9	3	14	2.5	31	2	0	1	0	0
<b>NFL Totals</b>		<b>80</b>	<b>16</b>	<b>112</b>	<b>16.5</b>	<b>149</b>	<b>20</b>	<b>0</b>	<b>6</b>	<b>0</b>	<b>1</b>

**Key's Career Postseason Statistics:**

Year	Team	GP	GS	Tackle	Sack	QBP	TFL	Int	PD	FF	FR
2021	SF	3	0	2	0.0	3	0	0	0	0	0
2022	Jax	2	0	2	0.0	2	0	0	1	0	0
<b>Playoff Totals</b>		<b>5</b>	<b>0</b>	<b>4</b>	<b>0.0</b>	<b>5</b>	<b>0</b>	<b>0</b>	<b>1</b>	<b>0</b>	<b>0</b>

**Key's Regular Season Single-Game Highs:**

- Tackles** - 4 (Four times, last at New Orleans, 9/10/23)
- Sacks** - 1.5 (Two times, last at New Orleans, 9/10/23)
- Quarterback Pressures** - 11 at New Orleans (9/10/23)
- Fumble Recovery** - 1 at Tennessee 12/11/22)
- Passes Defensed** - 1 (Six times, last at New Orleans, 9/10/23)

**Key's Playoff Single-Game Highs:**

- Tackles** - 1 (Four times, last at Kansas City, 1/21/23)
- Passes Defensed** - 1 vs. L.A. Chargers (1/14/23)

**#58 • OLB HAROLD LANDRY III**

6-2, 252, 6th Year, Boston College

[Click for complete bio](#)



Outside linebacker **Harold Landry III** is in his sixth NFL season in 2023. He was selected by the Titans in the second round (41st overall) of the 2018 NFL Draft after the Titans traded up 16 spots in the second round (57 to 41) in order to take the former Boston College standout.

Landry was placed on injured reserve on Sept. 2, 2022, ending his fifth NFL season before Week 1.

From the start of his rookie campaign through 2021, Landry's 31 total sacks led the Titans. Other than **Jevon Kearse** (37), Landry produced the highest sack total by a Titans/Oilers player in his first four NFL seasons since individual sacks became an official NFL statistic in 1982.

From 2018 to 2021, Landry joined Pittsburgh's **Cameron Heyward** as the NFL's only players to be credited with at least 250 tackles (press box statistics), 30 sacks and two interceptions.

In 2021, Landry was named to his first Pro Bowl after starting all 17 games. He registered his third consecutive season to start every contest, extending his streaks to 64 consecutive games played and 52 consecutive starts. At the conclusion of 2021, his starting streak was the sixth-longest active streak in the NFL among all defensive players.

Landry's 12 sacks in 2021 led the Titans, ranked 10th in the NFL and established a career high. He became the first Titans player to record double-digit sacks in a season since **Brian Orakpo** (10.5) in 2016 and the first Titans player with 12 sacks in a season since **Jason Babin** (12.5) in 2010. Landry tied for second on the squad with 75 tackles, ranked second with a career-high 49 quarterback pressures, led the team with 14 tackles for loss, and added a forced fumble. He joined **Micah Parsons**, **Aaron Donald** and Heyward as the only NFL players in 2021 to post at least 75 tackles and 10 sacks.

Then, in the team's 2021 divisional playoff contest, he recorded 1.5 sacks. He improved his postseason career total to 4.5 sacks, becoming the organization's first player with at least four career postseason sacks since individual sacks became an official statistic in 1982.

In 2020, Landry recorded 16 starts for the second consecutive season. He led the team with 5.5 sacks, a then-career-high 32 quarterback pressures and a then-career-high 10 tackles for loss. He totaled 69 tackles and added one interception and a career-high five passes defensed. In one playoff contest, he led the team with 10 tackles and two sacks.

Landry started all 16 games in 2019 and led the Titans with nine sacks. His 28 quarterback pressures ranked second, and he added 81 tackles, four tackles for loss, one pass defensed, one forced fumble and two fumble recoveries. He also started all three postseason games and registered a sack and a team-high eight quarterback pressures.

As a rookie in 2018, he played in 15 games with three starts. His 4.5

sacks tied for third place on the team, and he also tied for second on the defense with 18 quarterback pressures.

In 46 career games playing defensive end for Boston College, Landry totaled 160 tackles, 26 sacks, 47.5 tackles for loss, seven passes defensed, 10 forced fumbles, one fumble recovery and one interception. His 26 career sacks were exceeded in school history by only **Mathias Kiwanuka** (37.5 from 2002-05).

As a senior in 2017, Landry played and started eight games before a season-ending ankle injury ended his year. He finished second on the team with five sacks and totaled 38 tackles, 8.5 tackles for loss and two passes defensed.

In 2016, Landry set the school's single-season record with 16.5 sacks, which led the nation. He added seven forced fumbles, which also led the country, while his 22 tackles for loss ranked fifth nationally and ranked second all-time for the Eagles. His numerous honors included Walter Camp second-team All-America, AP second-team All-America and second-team All-ACC by the Atlantic Coast Sports Media Association and the league's head coaches.

He is a native of Spring Lake, N.C.

**2023 Game Notes:**

- **At New Orleans (9/10)**, made his first appearance in the regular season since 2021 and recorded one tackle and four quarterback pressures. He missed the entire 2022 campaign due to injury.
- **Against the Los Angeles Chargers (9/17)**, posted three tackles, including a sack. In the final minute of the fourth quarter, he dropped Justin Herbert for an eight-yard sack on third down. It forced the Chargers to attempt a game-tying field goal to extend the game to overtime, when the Titans would win the game. Landry notched his 32nd career sack and his first sack since missing the 2022 campaign due to injury. He added three quarterback pressures against the Chargers.
- **At Cleveland (9/24)**, registered two tackles.
- **Against Cincinnati (10/1)**, posted two tackles and one quarterback pressure.
- **At Indianapolis (10/8)**, credited with four tackles.
- **Against Baltimore (10/15)**, tallied five tackles, including a sack and two tackles for loss. In the third quarter, he ended a Baltimore drive with a two-yard sack of Lamar Jackson on third down.
- **Against Atlanta (10/29)**, tied for the team lead with two sacks and added five tackles and five quarterback pressures. In the first quarter, he helped stall a Falcons drive with a three-yard sack of Desmond Ridder on third down. In the fourth quarter, he sacked Taylor Heinicke for an eight-yard loss. He matched his career high and registered his fourth career game with two sacks. The last time he accomplished the feat was against Buffalo on Oct. 18, 2021.
- **At Pittsburgh (11/2)**, led the defense with two quarterback pressures and added a tackle.
- **At Tampa Bay (11/12)**, led the defense and set a career high with nine tackles, including a sack, and totaled three quarterback pressures. He helped end a Tampa Bay drive in the fourth quarter with a seven-yard sack of Baker Mayfield on third down. The play gave him four sacks in a four-game span.

**Landry's Career Regular Season Statistics:**

Year	GP	GS	Tackle	Sack	QBP	TFL	Int	PD	FF	FR
2018	15	3	46	4.5	18	2	0	2	1	0
2019	16	16	81	9.0	28	4	1	1	1	2
2020	16	16	69	5.5	29	10	1	5	0	0
2021	17	17	75	12.0	49	14	0	0	1	0
2022	0	0								
Injured Reserve										
2023	9	6	32	5.0	19	6	0	0	0	0
<b>Totals</b>	<b>73</b>	<b>58</b>	<b>303</b>	<b>36.0</b>	<b>146</b>	<b>36</b>	<b>2</b>	<b>8</b>	<b>3</b>	<b>2</b>

**Landry's Career Postseason Statistics:**

Year	GP	GS	Tackle	Sack	QBP	TFL	Int	PD	FF	FR
2019	3	3	8	1.0	8	1	0	1	0	0
2020	1	1	10	2.0	4	1	0	0	0	0
2021	1	1	6	1.5	5	1	0	0	0	0
<b>Totals</b>	<b>5</b>	<b>5</b>	<b>24</b>	<b>4.5</b>	<b>17</b>	<b>3</b>	<b>0</b>	<b>1</b>	<b>0</b>	<b>0</b>

**Landry's Regular Season Single-Game Highs:**

- Tackles** - 9 at Tampa Bay (11/12/23)
- Sacks** - 2 (Four times, last vs. Atlanta, 10/29/23)
- Quarterback Pressures** - 9 at N.Y. Giants (12/16/18)
- Interceptions** - 1 (Twice, last vs. Jacksonville, 9/20/20)
- Forced Fumbles** - 1 (Three times, last at Indianapolis, 10/31/21)
- Fumble Recovery** - 1 (Twice, last vs. Tampa Bay, 10/27/19)

**Landry's Playoff Single-Game Highs:**

**Tackles** - 10 vs. Baltimore (1/10/21)

**Sacks** - 2 vs. Baltimore (1/10/21)

**Quarterback Pressures** - 5 vs. Cincinnati (1/22/22)

**FRANCHISE SACK LEADERS**

In his sixth NFL season, **Harold Landry III** ranks in the top 12 in franchise history in career sacks. In the franchise's "Titans era" (1999–present), his sack total ranks behind only **Jevon Kears** (52), **Jurrell Casey** (51), **Derrick Morgan** (44.5) and **Kyle Vanden Bosch** (38.5).

**Franchise career sack leaders\*:**

Player	Seasons	Sacks
1. Elvin Bethea	1968–1983	105.0
2. Ray Childress	1985–1995	75.5
3. Jesse Baker	1979–1987	66.0
4. William Fuller	1986–1993	59.0
5. Sean Jones	1988–1993	57.5
6. Jevon Kears	1999–2003, 2008–2009	52.0
7. Jurrell Casey	2011–2019	51.0
8. Robert Brazile	1975–1984	48.0
9. Ted Washington	1973–1982	45.0
10. Derrick Morgan	2010–2018	44.5
11. Kyle Vanden Bosch	2005–2009	38.5
<b>12. Harold Landry III</b>	<b>2018–2023</b>	<b>36.0</b>
13. Curley Culp	1974–1980	31.0

\* Individual sacks did not become an official NFL statistic until 1982.

**2021 NFL SACK LEADERS**

With a career-high 12 sacks in 2021, Titans outside linebacker **Harold Landry III** ranked fifth in the AFC and 10th in the NFL.

In the franchise's "Titans era" (1999–present), his 12 sacks tied for the fourth-highest single-season total and were the most since **Jason Babin** produced 12.5 sacks in 2010.

**Most sacks in 2021:**

Player	Team	Sacks
1. T.J. Watt	Pittsburgh Steelers	22.5
2. Robert Quinn	Chicago Bears	18.5
3. Myles Garrett	Cleveland Browns	16.0
4. Nick Bosa	San Francisco 49ers	15.5
5. Trey Hendrickson	Cincinnati Bengals	14.0
6. Micah Parsons	Dallas Cowboys	13.0
7. Cameron Jordan	New Orleans Saints	12.5
Matt Judon	New England Patriots	12.5
Aaron Donald	Los Angeles Rams	12.5
<b>10. Harold Landry III</b>	<b>Tennessee Titans</b>	<b>12.0</b>



**SACKS IN FIRST FOUR SEASONS**

From the start of his rookie season in 2018 through 2021, **Harold Landry III's** 31 total sacks led the Titans. Other than **Jevon Kears** (37.0 sacks from 1999 through 2001), Landry produced the highest sack total by a Titans/Oilers player in his first four NFL seasons since individual sacks became an official NFL statistic in 1982.

**Most sacks for the Titans/Oilers in a player's first three NFL seasons, 1982–2020:**

Player	Seasons	Sacks
1. Jevon Kears	1999–2002	37.0
<b>2. Harold Landry III</b>	<b>2018–2021</b>	<b>31.0</b>
3. Ray Childress	1985–1988	23.0
4. Kenny Holmes	1997–2000	22.5
5. Jurrell Casey	2011–2014	21.0
6. Travis LaBoy	2004–2007	19.5
7. Derrick Morgan	2010–2013	16.5
8. Gary Walker	1995–1998	16.0
9. (two tied)		15.5

**CONSECUTIVE GAMES WITH A HALF SACK**

When **Harold Landry III** registered a sack against the New Orleans Saints on Nov. 14, he joined **Jevon Kears** as the only Titans/Oilers players since individual sacks became an official NFL statistic in 1982 to produce at least a half sack in eight consecutive games. Kears had a half sack or more in each of the final 10 games of his 1999 NFL Defensive Rookie of the Year campaign and in the first two games of his second season.

In 2019, Landry recorded five consecutive games with at least a half sack.


**Most consecutive games with at least a half sack for the Titans/Oilers (1982–present):**

Player	Dates	Consecutive Games
1. Jevon Kears	Oct. 31, 1999–Sept. 10, 2000	12
<b>2. Harold Landry III</b>	<b>Sept. 26, 2021–Nov. 14, 2021</b>	<b>8</b>
3. Sean Jones	Nov. 4, 1990–Dec. 23, 1990	7
Kevin Carter	Dec. 16, 2002–Sept. 28, 2003	7
5. Jevon Kears	Sept. 28, 2003–Nov. 9, 2003	6
William Fuller	Sept. 8, 1991–Oct. 20, 1991	6
<b>7. Harold Landry III</b>	<b>Oct. 27, 2019–Dec. 1, 2019</b>	<b>5</b>
Brian Orakpo	Sept. 18, 2016–Oct. 16, 2016	5
Sean Jones	Nov. 1, 1992–Nov. 26, 1992	5
Lee Williams	Sept. 13, 1992–Oct. 18, 1992	5

**#99 • OLB RASHAD WEAVER**

**6-4, 259, 3rd Year, Pittsburgh**

[Click for complete bio](#)



Outside linebacker **Rashad Weaver** is in his third NFL season in 2023. He was selected by the Titans in the fourth round (135th overall) of the 2021 NFL Draft.

In 2022, he appeared in 16 games with four starts. His 5.5 sacks ranked fourth on the team, while his 39 quarterback pressures ranked third. His totals also included 27 tackles, seven tackles for loss, six passes defended, two forced fumbles and one fumble recovery.

As a rookie in 2021, Weaver totaled two tackles in two games before being placed on injured reserve on Sept. 28.

In four seasons at the University of Pittsburgh (2017-20), Weaver appeared in 35 games with 28 starts. He tallied 110 tackles, 34.5 tackles for loss, 17.0 sacks, nine passes defended, 28 quarterback pressures, five forced fumbles and four fumble recoveries.

As a senior in 2020, he started nine games and totaled 35 tackles, 14.5 tackles for loss, 7.5 sacks, 12 quarterback pressures, two passes defended, three forced fumbles and one fumble recovery. Weaver was also Awarded first team All-ACC honors and was a semifinalist for the Bednarik Award.

He is a native of Fort Lauderdale, Fla.

**2023 Game Notes:**

- **Against Cincinnati (10/1)**, recorded a tackle for loss.

**Weaver's Career Regular Season Statistics:**

Year	GP	GS	Tackle	Sack	QBP	TFL	Int	PD	FF	FR
2021	2	0	2	0.0	0	0	0	0	0	0
2022	16	4	27	5.5	39	7	0	6	2	1
2023	7	0	5	0.0	1	1	0	0	0	0
<b>Totals</b>	<b>25</b>	<b>4</b>	<b>34</b>	<b>5.5</b>	<b>40</b>	<b>8</b>	<b>0</b>	<b>6</b>	<b>2</b>	<b>1</b>

**Weaver's Regular Season Single-Game Highs:**

- Tackles** - 4 vs. N.Y. Giants (9/11/22)
- Sacks** - 2 vs. N.Y. Giants (9/11/22)
- Tackles for Loss** - 2 vs. N.Y. Giants (9/11/22)
- Forced Fumbles** - 1 (Twice, last vs. Denver 11/13/22)
- Fumble Recoveries** - 1 at Jacksonville (1/7/23)
- Passes Defensed** - 2 vs. Jacksonville (12/11/22)

**MORE TITANS OUTSIDE LINEBACKERS**

**51 - OLB TREVIS GIPSON**

**6-4, 263, 4th Year/1st with Titans, Tulsa**

- Trevis Gipson was signed by the Titans as a free agent on Aug. 31, 2023.
- Prior to joining the Titans, he played in 40 games with 19 starts in three seasons with the Chicago Bears (2020-22), totaling 72 tackles, 11 tackles for loss, five passes defensed and 10 sacks.
- In 2022, he played in 17 games with 10 starts for the Bears. He totaled 31 tackles, four tackles for loss, 11 quarterback hits and three sacks.
- In 2021, he recorded a career-high seven sacks, along with 37 tackles, five forced fumbles, and one fumble recovery.
- Gipson was selected by Chicago in the fifth round (155th overall) of the 2020 NFL Draft after four collegiate seasons at Tulsa.
- At Tulsa, Gipson finished with 114 tackles, 25.5 tackles for loss, eight forced fumbles and 13 sacks in 49 games and 24 starts. He was a four-year letterwinner and two-year starter for the Golden Hurricane.
- He is a native of Cedar Hill, Texas.



**2023 Game Notes:**

- **At New Orleans (9/10)**, played in his first game as a member of the Titans.
- **Against Cincinnati (10/1)**, notched his fourth career strip-sack, forcing a turnover against Joe Burrow in the third quarter. Kevin Byard recovered the fumble for the Titans. It was Gipson's 11th career sack and his first in a Titans uniform.
- **At Pittsburgh (11/2)**, totaled four tackles and one quarterback pressure.

**42 - OLB CALEB MURPHY**

**6-3, 254, Rookie, Ferris State**

- Caleb Murphy was signed by the Titans as a rookie free agent on May 12, 2023.
- Murphy played in 29 games over three seasons at Ferris State (2020-22), where he totaled 156 tackles, 40 sacks, 60.5 tackles for loss and eight forced fumbles.
- As a senior in 2022, he started in 15 games at Ferris State and accumulated 93 tackles, 25.5 sacks, 39 tackles for loss and three forced fumbles. His 25.5 sacks set an NCAA single-season record. He also tied the NCAA record with 39 tackles for loss. His efforts helped Ferris State repeat as DII national champions.
- Murphy became the first DII player ever to win the Ted Hendricks Award, given to the nation's top defensive end. He also was named GLIAC Player of the Year; won the Gene Upshaw Award, given to the best DII lineman; and won the Cliff Harris award as the nation's small college defensive player of the year.
- As a junior in 2021, he recorded 63 tackles, 14.5 sacks, 21.5 tackles for loss, five forced fumbles and one interception en route to being named the GLIAC Defensive Lineman of the Year and helping his team to the DII title.
- In 2019, he transferred to Ferris State from Grand Valley State, where he played in eight games and recorded 13 tackles and one sack.
- He is a native of Dowagiac, Mich.



**2023 Game Notes:**

- **Against Cincinnati (10/1)**, made his NFL debut.



**TITANS CORNERBACKS**

No.	Name	Ht	Wt	Exp	College
23	Avery, Tre	5-11	181	2	Rutgers
3	Farley, Caleb *	6-2	197	3	Virginia Tech
26	Fulton, Kristian	5-11	197	4	Louisiana State
33	Garror, Eric	5-8	174	R	Louisiana-Lafayette
40	Kendall, Anthony	5-10	177	R	Baldwin Wallace
21	McCreary, Roger	5-11	190	2	Auburn
0	Murphy-Bunting, Sean	6-0	195	5	Central Michigan

\* Reserve/PUP

**#26 • CB KRISTIAN FULTON**

**5-11, 197, 4th Year, Louisiana State**

[Click for complete bio](#)



Cornerback **Kristian Fulton** is in his fourth NFL season in 2023. He was selected by the Titans in the second round (61st overall) of the 2020 NFL Draft.

In 2022, Fulton appeared and started in 11 games and established a career high with 48 tackles. He added one interception, five passes defensed, three tackles for loss, one forced fumble and one fumble recovery. His five passes defensed gave him 20 for his career, which ranked second on the team from 2020 to 2022 behind only **Kevin Byard** (26).

In 2021, Fulton became a mainstay in the Titans lineup, starting all 13 games in which he played. He contributed two interceptions and tied for 11th in the NFL with a team-high 14 passes defensed. Among all players in their first two NFL seasons, his 14 passes defensed in 2021 tied for the league's fourth-highest total. He also contributed 40 tackles during the regular season and added six stops in the team's divisional playoff contest.

In 2020, Fulton appeared in six games with two starts as a rookie. He totaled 16 tackles, one interception, one pass defensed, one sack, one quarterback pressure and one tackle for loss. He also played in one postseason contest.

Prior to entering the NFL, the New Orleans, La., native was a two-year starter at Louisiana State. He appeared in 28 games with 25 starts and finished his career with 65 tackles, 25 passes defensed and two interceptions.





As a senior in 2019, he started all 15 games and posted 38 tackles, one tackle for loss, 15 passes defended and one interception. He was recognized with second-team All-SEC honors from the Associated Press. In his final collegiate game, Fulton helped LSU secure a National Championship victory over Clemson with a career-high six tackles and one pass defended.

#### 2023 Game Notes:

- **At New Orleans (9/10)**, registered two tackles.
- **Against the Los Angeles Chargers (9/17)**, he was inactive due to injury.
- **At Cleveland (9/24)**, established a career high and tied for third on the defense with nine total tackles, including a tackle for loss.
- **Against Cincinnati (10/1)**, contributed two tackles and one pass defended.
- **At Indianapolis (10/8)**, tallied seven tackles and one pass defended.
- **Against Baltimore (10/15)**, posted four tackles and one pass defended.
- **Against Atlanta (10/29)**, finished second on the defense with eight tackles and added a pass defended.
- **At Pittsburgh (11/2)**, totaled five tackles, one tackle for loss and one pass defended. It was his second career game with at least five tackles, one tackle for loss and one pass defended (Sept. 25, 2022 vs. Las Vegas).
- **At Tampa Bay (11/12)**, posted one tackle.

#### Fulton's Career Regular Season Statistics:

Year	GP	GS	Tackle	Sack	QBP	TFL	Int	PD	FF	FR
2020	6	2	16	1.0	1	1	1	1	0	0
2021	13	13	40	0.0	0	0	2	14	0	0
2022	11	11	48	0.0	0	3	1	5	1	1
2023	8	8	38	0.0	0	2	0	5	0	0
<b>Totals</b>	<b>38</b>	<b>34</b>	<b>142</b>	<b>1.0</b>	<b>1</b>	<b>6</b>	<b>4</b>	<b>25</b>	<b>1</b>	<b>1</b>

#### Fulton's Career Postseason Statistics:

Year	GP	GS	Tackle	Sack	QBP	TFL	Int	PD	FF	FR
2020	1	0	0	0.0	0	0	0	0	0	0
2021	1	1	6	0.0	0	0	0	0	0	0
<b>Totals</b>	<b>2</b>	<b>1</b>	<b>6</b>	<b>0.0</b>	<b>0</b>	<b>0</b>	<b>0</b>	<b>0</b>	<b>0</b>	<b>0</b>

#### Fulton's Regular Season Single-Game Highs:

**Tackles** - 9 at Cleveland (9/24/23)

**Sacks** - 1 at Minnesota (9/27/20)

**Interceptions** - 1 (Four times, last at Houston, 10/30/22)

**Fumble Recoveries** - 1 at Indianapolis (10/2/22)

#### Fulton's Playoff Single-Game Highs:

**Tackles** - 6 vs. Cincinnati (1/22/22)

## MOST PASSES DEFENSED IN 2021

In his second NFL season, cornerback **Kristian Fulton** tied for 11th place in the NFL and led the Titans defense with 14 passes defended. Among all players in their first two NFL seasons in 2021, he tied for the fourth-highest total behind only **Trevon Diggs** (21), **A.J. Terrell** (16) and **Bryce Hall** (16).

#### Most passes defended in 2021:

Player	Team	Passes Defended
1. J.C. Jackson	New England Patriots	23
2. Trevon Diggs *	Dallas Cowboys	21
3. Marshon Lattimore	New Orleans Saints	19
4. James Bradberry	New York Giants	17
Anthony Brown	Dallas Cowboys	17
6. Jalen Ramsey	Los Angeles Rams	16
Kendall Fuller	Washington Football Team	16
A.J. Terrell *	Atlanta Falcons	16
Bryce Hall *	New York Jets	16
Xavien Howard	Miami Dolphins	16
11. <b>Kristian Fulton *</b>	<b>Tennessee Titans</b>	<b>14</b>
Chidobe Awuzie	Cincinnati Bengals	14
Pat Surtain II *	Denver Broncos	14
Eric Stokes *	Green Bay Packers	14

\* Rookie, first-year or second-year player in 2021

## #21 • CB ROGER McCREARY

5-11, 190, 2nd Year, Auburn

[Click for complete bio](#)



Cornerback **Roger McCreary** is in his second NFL season in 2023. He was selected by the Titans in the second round (35th overall) of the 2022 NFL Draft.

As a rookie, McCreary was one of three players on the team to start all 17 games (**Kevin Byard**, **Aaron Brewer**), and he became the first Titans rookie cornerback since **Adoree' Jackson** in 2017 to start every game. Only two other rookie cornerbacks in the NFL—Seattle's **Tariq Woolen** and the New York Jets' **Sauce Gardner**—started all 17 games in 2022. McCreary finished third on the Titans defense with 85 tackles, ranked second on the defense with eight passes defended, and added one interception, two tackles for loss and one quarterback pressure.

During four seasons at Auburn (2018-21), McCreary appeared in 43 games with 23 starts and posted 135 tackles, five interceptions, 35 passes defended, 10 stops for loss, a forced fumble and two fumble recoveries.

As a senior in 2021, McCreary started 12 games at cornerback for the Tigers and collected a career-best 49 tackles, an interception, a sack, two stops for loss and a team-best 16 passes defended. He was a first-team All-America selection by The Athletic, Associated Press, ESPN and Reese's Senior Bowl.

As a junior in 2020, he established career highs with three interceptions and seven tackles for loss.

McCreary is a native of Mobile, Ala.

#### 2023 Game Notes:

- **Against the Los Angeles Chargers (9/17)**, posted six tackles, including a tackle for loss.
- **At Cleveland (9/24)**, finished second on the defense with 10 tackles, including a sack. He notched his first career sack by dropping Deshaun Watson for an eight-yard loss in the third quarter. He also totaled two quarterback pressures.
- **Against Cincinnati (10/1)**, credited with six tackles, including a tackle for loss.
- **At Indianapolis (10/8)**, totaled eight tackles with a sack and a forced fumble. In the second quarter, he was credited with a 17-yard sack and his first career forced fumble against Anthony Richardson.
- **Against Baltimore (10/15)**, registered one tackle and one quarterback pressure.
- **Against Atlanta (10/29)** and **at Pittsburgh (11/2)**, he was inactive with a hamstring injury.
- **At Tampa Bay (11/12)**, intercepted a pass by Baker Mayfield and returned the ball 18 yards in the first quarter. It was his second career interception and his first in 2023. He added five tackles.

#### McCreary's Career Regular Season Statistics:

Year	GP	GS	Tackle	Sack	QBP	TFL	Int	PD	FF	FR
2022	17	17	85	0.0	1	2	1	8	0	0
2023	7	4	36	2.0	4	3	1	1	1	0
<b>Totals</b>	<b>24</b>	<b>21</b>	<b>120</b>	<b>2.0</b>	<b>5</b>	<b>5</b>	<b>2</b>	<b>9</b>	<b>1</b>	<b>0</b>

#### McCreary's Regular Season Single-Game Highs:

**Tackles** - 11 at Buffalo (9/19/22)

**Sacks** - 1 (Twice, last at Indianapolis, 10/8/23)

**Interceptions** - 1 (Twice, last at Tampa Bay, 11/12/23)

**Passes Defended** - 2 at L.A. Chargers (12/18/22)



## #0 • CB SEAN MURPHY-BUNTING

6-0, 195, 5th Year/1st with Titans, Central Michigan  
[Click for complete bio](#)



Cornerback **Sean Murphy-Bunting** is in his fifth NFL season and his first campaign with the Titans in 2023. He was signed by the Titans as an unrestricted free agent on March 21, 2023.

Murphy-Bunting joined the Titans after spending his first four NFL seasons (2019-22) with the Tampa Bay Buccaneers, who selected him in the second round (39th overall) of the 2019 NFL Draft. During his four years in Tampa Bay, he played 53 games, including 36 starts, and totaled 188 tackles, six interceptions, 21 passes defended, one sack and one fumble recovery.

In 2022, he accounted for 31 tackles, two interceptions and seven passes defended for a unit that ranked ninth in yards allowed, ninth in pass yards allowed and sixth in third-down defense.

He also appeared in six playoff games with the Buccaneers, including a win in Super Bowl LV. During the Buccaneers' championship run, he tallied three postseason interceptions—one in each of his first three playoff games.

The Macomb, Mich., native played three seasons at Central Michigan University. Over his collegiate career, he tallied 104 tackles, seven interceptions, 15 passes defended, four forced fumbles and a fumble recovery. During his junior season (2018), he earned all-conference honors and was named the Chippewas' Defensive Player of the Year.

### 2023 Game Notes:

- **At New Orleans (9/10)**, posted six tackles and a forced fumble in his Titans debut. He was credited with a forced fumble on a carry by Jamaal Williams in the fourth quarter, but Williams recovered the ball.
- **Against the Los Angeles Chargers (9/17)**, led the team and set a new career high with three passes defended. He added five tackles.
- **At Cleveland (9/24)**, totaled six tackles, one forced fumble and one fumble recovery. In the first quarter, he forced wide receiver Elijah Moore to fumble and then recovered the ball to give the Titans possession at Cleveland's 17-yard line. The takeaway resulted in a field goal. He tallied his sixth career forced fumble (second of 2023) and his second career fumble recovery (first of 2023).
- **Against Cincinnati (10/1)**, credited with five tackles.
- **At Indianapolis (10/8)**, posted four tackles and added a quarterback pressure.
- **Against Baltimore (10/15)**, intercepted a Lamar Jackson pass in the third quarter. It was his seventh career interception and his first as a member of the Titans. His interception and 10-yard return gave the Titans possession at Baltimore's 25-yard line, leading to a touchdown. He added three tackles.
- **Against Atlanta (10/29)**, registered two tackles.
- **At Pittsburgh (11/2)**, contributed one tackle before exiting the game in the first quarter with a thumb injury.
- **At Tampa Bay (11/12)**, he was inactive with a thumb injury.

### Murphy-Bunting's Career Regular Season Statistics:

Year	Team	GP	GS	Tackle	Sack	QBP	TFL	Int	PD	FF	FR
2019	TB	16	10	43	1.0	1	1	3	8	1	0
2020	TB	16	13	66	0.0	5	3	1	3	1	1
2021	TB	9	8	42	0.0	0	1	0	3	1	0
2022	TB	12	5	27	0.0	1	1	2	7	1	0
2023	Ten	8	8	32	0.0	1	0	1	4	2	1
<b>NFL Totals</b>		<b>61</b>	<b>44</b>	<b>210</b>	<b>1.0</b>	<b>8</b>	<b>6</b>	<b>7</b>	<b>25</b>	<b>6</b>	<b>2</b>

### Murphy-Bunting's Career Postseason Statistics:

Year	Team	GP	GS	Tackle	Sack	QBP	TFL	Int	PD	FF	FR
2020	TB	4	4	19	0.0	0	1	3	5	0	0
2021	TB	1	0	4	0.0	0	0	0	0	0	1
2022	TB	1	1	6	0.0	0	0	0	0	0	0
<b>Playoff Totals</b>		<b>6</b>	<b>5</b>	<b>29</b>	<b>0.0</b>	<b>0</b>	<b>1</b>	<b>3</b>	<b>5</b>	<b>0</b>	<b>1</b>



### Murphy-Bunting's Regular Season Single-Game Highs:

- Tackles** - 10 vs. L.A. Rams (11/23/20)
- Interceptions** - 1 (Seven times, last vs. Baltimore, 10/15/23)
- Passes Defended** - 3 vs. L.A. Chargers (9/17/23)
- Quarterback Pressures** - 2 at Las Vegas (10/25/20)
- Forced Fumble** - 1 (Five times, last at Cleveland, 9/24/23)
- Fumble Recovery** - 1 (Twice, last at Cleveland, 9/24/23)

### Murphy-Bunting's Playoff Single-Game Highs:

- Tackles** - 6 (Three times, last vs. Dallas, 1/16/23)
- Interceptions** - 1 (Three times, last at Green Bay, 1/24/21)
- Passes Defended** - 2 at New Orleans (1/17/21)

## MORE TITANS CORNERBACKS

### 23 - CB TRE AVERY

5-11, 181, 2nd Year, Rutgers

- Tre Avery was signed by the Titans as a rookie free agent on May 13, 2022.
- In 2022, Avery appeared in 14 games with three starts as a rookie. He led the team with nine passes defended, a total that ranked sixth in the NFL among all rookies. He also contributed 23 tackles, one tackle for loss, six special teams tackles and one fumble recovery on coverage units.
- In four seasons at Rutgers (2018-21), Avery appeared in 35 games with 22 starts. He totaled 92 career tackles, 4.5 tackles for loss, one sack, four interceptions, 17 passes defended and one forced fumble. He added eight kick returns for 169 yards.
- As a senior in 2021, he appeared in 12 games with nine starts and tallied a career-high-tying 37 tackles to go along with 1.5 tackles for loss, one interception and six passes defended.
- As a junior in 2020, he started all nine games and recorded career-bests with 37 tackles, two tackles for loss and a team-high-tying eight passes defended. He also had an interception and was named third-team All-Big Ten by the league's coaches and media.
- Transferred to Rutgers in 2017 from Toledo, where he did not appear in a game.
- He is a native of Baltimore, Md.




### 2023 Game Notes:

- **Against the Los Angeles Chargers (9/17)**, tied for second place on the team with a career-high eight tackles, including a tackle for loss. He added a pass defended.

### 3 - CB CALEB FARLEY

6-2, 197, 3rd Year, Virginia Tech

- Caleb Farley was selected by the Titans in the first round (22nd overall) of the 2021 NFL Draft.
- In 2022, Farley appeared in nine games with one start before landing on injured reserve to conclude the campaign. He totaled 10 tackles.
- Farley appeared in three games with one start during his rookie season. He finished with four tackles and one pass defended before his season came to a premature end due to a knee injury. He spent the remainder of



the season on injured reserve.

- Farley played two seasons at Virginia Tech, appearing in 24 games with 23 starts. His career totals included six interceptions, 25 passes defended, 56 tackles, one sack, two quarterback hits and seven kickoff returns for 152 yards (21.7 avg.).
- In 2019, he started all 11 games in which he appeared for the Hokies and was named first team All-ACC after leading the conference with 16 passes defended. His four interceptions tied for second place in the conference. He also totaled 20 tackles and a quarterback hit.
- Farley redshirted as a wide receiver in 2017 and then began playing cornerback for the first time in his redshirt freshman campaign in 2018. He continued playing for the Hokies in 2019 and then opted out of the 2020 campaign due to COVID-19 concerns.
- He is a native of Maiden, N.C.

#### 2023 Game Notes:

- He was placed on reserve/physically unable to perform on Aug. 29, 2023.

#### 33 - DB ERIC GARROR

5-8, 174, Rookie, Louisiana-Lafayette

➤ Eric Garror (last name pronounced "GAIR-er") was signed by the Titans as a rookie free agent on May 15, 2023 after a rookie camp tryout.

➤ In four seasons at Louisiana-Lafayette (2018-22), he appeared in 62 games and recorded 129 tackles, three tackles for loss, 35 passes defended, one sack and nine interceptions. He also returned 93 punts for 778 yards and three touchdowns.

➤ As a graduate in 2022, he played in 13 games and recorded 26 tackles, two interceptions and eight passes defense. He returned 26 punts for 392 yards and two touchdowns, ranking third in the nation with an average of 15.1 yards per punt return. He also returned three kickoffs for 51 yards. He was a first-team All-Sun Belt Conference selection.

➤ As a senior in 2021, he appeared in 14 games and tallied 23 tackles, two interceptions and nine passes defended. He also returned 24 punts for 139 yards and three kickoffs for 38 yards. He earned second-team All-Sun Belt Conference honors.

➤ He is a native of Mobile, Ala.

#### 2023 Game Notes:

- **Against the Los Angeles Chargers (9/17)**, made his NFL debut.
- **Against Atlanta (10/29)**, registered his first career start in the nickel defensive package and registered four tackles. He also served as the team's punt returner, totaling 32 yards on five returns for a 6.4-yard average. In the first quarter, he gained 15 yards on his first career punt return.
- **Against Atlanta (10/29)**, registered his first career start in the nickel defensive package and registered four tackles. He also served as the team's punt returner, totaling 32 yards on five returns for a 6.4-yard average. In the first quarter, he gained 15 yards on his first career punt return.
- **At Tampa Bay (11/12)**, posted five tackles, including a tackle for loss, and a quarterback pressure. He also totaled 23 yards on three punt returns, including a 15-yarder.

#### 40 - CB ANTHONY KENDALL

5-10, 177, Rookie, Baldwin Wallace

➤ Anthony Kendall was signed by the Titans as a rookie free agent on May 12, 2023.

➤ In five seasons at Baldwin Wallace University (2018-22), he appeared in 31 games and recorded 127 tackles, 20 pass breakups, six interceptions, one forced fumble and one sack.

➤ As a graduate in 2022, Kendall started in 10 games and led the Yellow Jackets and the OAC with a career-high 12 pass breakups. He also had a career-high three interceptions, recorded a career-high 56 tackles and added four tackles for loss, his first career forced fumble and first career sack. He was named the 2022 Lee J. Tressel Ohio Athletic Conference Defensive Back of the Year. He also was selected as an American Football Coaches Association, Associated Press and D3football.com second-team All-American and an All-OAC first-team selection.

➤ As a senior in 2021, he appeared in seven games and recorded 11 tackles, two tackles for loss and one pass breakup.

➤ He is a native of Port Richey, Fla.

#### 2023 Game Notes:

- **At New Orleans (9/10)**, led the team with three total special teams tackles in his NFL debut.



## TITANS SAFETIES

No.	Name	Ht	Wt	Exp	College
44	Brown, Mike (IR)	6-1	215	1	Miami (Ohio)
38	Edmunds, Terrell	6-1	217	6	Virginia Tech
37	Hooker, Amani	5-11	210	5	Iowa
39	Jackson, Matthew	6-1	209	R	Eastern Kentucky
24	Molden, Elijah	5-10	192	3	Washington
35	Wallace, K'Von	5-11	205	4	Clemson

### #37 • S AMANI HOOKER

5-11, 210, 5th Year, Iowa

[Click for complete bio](#)



Safety **Amani Hooker** is in his fifth NFL season in 2023. He was selected by the Titans in the fourth round (116th overall) of the 2019 NFL Draft.

In 2022, Hooker was limited to nine games due to injuries. He contributed 46 tackles, one interception, three passes defended, one forced fumble, one fumble recovery, four quarterback pressures and one tackle for loss.

Hooker appeared in 12 games in 2021 with a career-high 12 starts. He totaled a career-best 62 tackles, one tackle for loss, one interception, four passes defended and one forced fumble. He added seven tackles and an interception in the team's divisional playoff contest.

In 2020, Hooker played 16 games with three starts. He tied **Malcolm Butler** for the team lead with four interceptions and ranked fourth on the team with seven special teams tackles. Additionally, he totaled one tackle for loss and eight passes defended.

As a rookie in 2019, Hooker played as a reserve safety in all 16 games and collected 13 tackles while ranking third on the team with eight special teams tackles.

During a three-year career at Iowa, Hooker played in 36 games with 19 starts and totaled 125 tackles, six interceptions, a sack, 3.5 tackles for loss and nine passes defended. He declared for the NFL Draft following his junior campaign.

Hooker is a native of Minneapolis, Minn.

#### 2023 Game Notes:

- **At New Orleans (9/10)**, recorded two takeaways: a fumble recovery on kickoff coverage and an interception. His game totals also included four tackles, one tackle for loss and a team-high two passes defended. He forced and recovered a fumble on the opening kickoff of the game, stripping the ball from Rashid Shaheed to set up a field goal on the ensuing possession. It was Hooker's first career special teams forced fumble and special teams fumble recovery. It was the team's first time having a special teams forced fumble and recovery by the same player since Daren Bates



did so on kickoff coverage against the Jacksonville Jaguars on Nov. 24, 2019. Hooker notched his seventh career interception when he picked off a pass by Derek Carr to end a Saints drive late in the first half. He returned the ball 10 yards.

- **Against the Los Angeles Chargers (9/17)**, he was inactive due to injury.
- **At Cleveland (9/24)**, led the team with 11 total tackles.
- **Against Cincinnati (10/1)**, posted five tackles, one tackle for loss and one pass defended.
- **At Indianapolis (10/8)**, registered four tackles.
- **Against Baltimore (10/15)**, totaled seven tackles, one tackle for loss and one special teams tackle.
- **Against Atlanta (10/29)**, tied for third on the team with seven tackles and added a pass defended. He also converted a fake punt for a first down with a two-yard rushing attempt on fourth-and-one in the first quarter.
- **At Pittsburgh (11/2)**, tied for second on the team with seven tackles.
- **At Tampa Bay (11/12)**, recorded five tackles.

**Hooker's Career Regular Season Statistics:**

Year	GP	GS	Tackle	Sack	QBP	TFL	Int	PD	FF	FR
2019	16	0	13	0.0	0	0	0	0	0	0
2020	16	3	44	0.0	0	1	4	8	0	0
2021	12	12	62	0.0	0	1	1	4	1	0
2022	9	9	46	0.0	4	1	1	3	1	1
2023	8	8	50	0.0	2	3	1	4	0	0
<b>Totals</b>	<b>61</b>	<b>32</b>	<b>215</b>	<b>0.0</b>	<b>6</b>	<b>6</b>	<b>7</b>	<b>19</b>	<b>2</b>	<b>1</b>

**Hooker's Career Postseason Statistics:**

Year	GP	GS	Tackle	Sack	QBP	TFL	Int	PD	FF	FR
2019	3	0	3	0.0	0	0	0	0	0	0
2020	1	0	0	0.0	0	0	0	0	0	0
2021	1	1	7	0.0	0	0	1	2	0	0
<b>Totals</b>	<b>5</b>	<b>1</b>	<b>10</b>	<b>0.0</b>	<b>0</b>	<b>0</b>	<b>1</b>	<b>2</b>	<b>0</b>	<b>0</b>

**Hooker's Regular Season Single-Game Highs:**

- Tackles** - 12 at L.A. Rams (11/7/21)
- Interceptions** - 1 (Seven times, last at New Orleans, 9/10/23)
- Passes Defensed** - 2 (Twice, last at Baltimore, 11/22/20)

**Hooker's Playoff Single-Game Highs:**

- Tackles** - 7 vs. Cincinnati (1/22/22)
- Interceptions** - 1 vs. Cincinnati (1/22/22)
- Passes Defensed** - 2 vs. Cincinnati (1/22/22)

## #24 • DB ELIJAH MOLDEN

**5-10, 192, 3rd Year, Washington**  
[Click for complete bio](#)



Defensive back **Elijah Molden** is in his third NFL season in 2023. He was selected by the Titans in the third round (100th overall) of the 2021 NFL Draft.

In 2022, Molden was limited by injuries to two games and one start. He totaled five tackles, one quarterback pressure and one tackle for loss before his second stint on injured reserve ended his season.

As a rookie in 2021, Molden appeared in 16 games with seven starts. He ranked fifth on the team and first among Titans rookies with 60 tackles and registered one interception for a touchdown. He was one of six rookie defensive backs with at least 60 tackles and one interception. Additionally, he contributed six quarterback pressures, three tackles for loss, four passes defensed, one forced fumble, one fumble recovery and two stops on special teams. In the team's divisional playoff contest, he started and registered two tackles.

Prior to arriving in Tennessee, Molden totaled 153 tackles, five interceptions, 25 passes defensed, four forced fumbles and two fumble recoveries in 44 games at the University of Washington. He earned first team All-Pac-12 honors on defense as a junior and senior and was named second team All-Pac-12 as an all-purpose/special teams player as a sophomore.

In 2020, Washington's football season was limited to four games due to the COVID-19 pandemic. Molden started all four contests and finished third on the squad with 26 tackles to go with one interception and two passes defensed.

In 2019, Molden set career highs with a team-high 79 tackles, four

interceptions and three forced fumbles with the Huskies.  
 He is a native of West Linn, Oregon.

**2023 Game Notes:**

- **At New Orleans (9/10)**, tied for the team lead with eight tackles and added a pass defensed in his first regular-season action since Nov. 27, 2022. His eight tackles tied his career high.
- **Against the Los Angeles Chargers (9/17)**, posted four tackles and added a stop on special teams.
- **At Cleveland (9/24)**, tallied four tackles, including a tackle for loss.
- **Against Cincinnati (10/1)**, he was inactive with a hamstring injury.
- **At Indianapolis (10/8)**, notched three tackles and added a quarterback pressure.
- **Against Baltimore (10/15)**, he was inactive with a hamstring injury.
- **Against Atlanta (10/29)**, started at safety and tied for third on the defense with seven tackles.
- **At Pittsburgh (11/2)**, registered five tackles.
- **At Tampa Bay (11/12)**, ranked second on the team and tied his career high with eight tackles.

**Molden's Career Regular Season Statistics:**

Year	GP	GS	Tackle	Sack	QBP	TFL	Int	PD	FF	FR
2021	16	7	60	0.0	6	3	1	4	1	1
2022	2	1	5	0.0	1	1	0	0	0	0
2023	7	4	39	0.0	1	1	0	1	0	0
<b>Totals</b>	<b>25</b>	<b>12</b>	<b>104</b>	<b>0.0</b>	<b>8</b>	<b>5</b>	<b>1</b>	<b>5</b>	<b>1</b>	<b>1</b>

**Molden's Career Postseason Statistics:**

Year	GP	GS	Tackle	Sack	QBP	TFL	Int	PD	FF	FR
2021	1	1	2	0.0	0	0	0	0	0	0
<b>Totals</b>	<b>1</b>	<b>1</b>	<b>2</b>	<b>0.0</b>	<b>0</b>	<b>0</b>	<b>0</b>	<b>0</b>	<b>0</b>	<b>0</b>

**Molden's Regular Season Single-Game Highs:**

- Tackles** - 8 (Five times, last at Tampa Bay, 11/12/23)
- Interceptions** - 1 at Indianapolis (10/31/21)
- Passes Defensed** - 2 at Indianapolis (10/31/21)
- Forced Fumbles** - 1 at Jacksonville (10/10/21)
- Fumble Recoveries** - 1 vs. Miami (1/2/22)

**Molden's Playoff Single-Game Highs:**

- Tackles** - 2 vs. Cincinnati (1/22/22)

## MORE TITANS SAFETIES

**44 - S MIKE BROWN**

**6-1, 215, 1st Year, Miami (Ohio)**

- Mike Brown was signed by the Titans off the practice squad of the Cleveland Browns on Jan. 2, 2023.
- With the Titans in 2022, he was inactive for the only game he was on the 53-man roster.
- Brown originally signed with the Minnesota Vikings as a rookie free agent on May 1, 2022. He spent training camp with the Vikings before being released. After a stint on Green Bay's practice squad, he rejoined the Vikings practice squad on Oct. 5, was released on Oct. 18, and then joined the Browns on Oct. 25. He appeared in three games with the Browns and registered one special teams tackle.
- During his career at the Miami University (Ohio), he played in 54 games, tallying 196 total tackles, 15.5 tackles for loss and four interceptions.
- As a senior in 2021, he appeared in 13 games and posted a career high in tackles (64), tackles for loss (9.5) and sacks (1.5).
- He is a native of Grand Rapids, Mich.



**2023 Game Notes:**

- Placed on injured reserve on Sept. 26, 2023.

**38 - S TERRELL EDMUNDS**

**6-1, 217, 6th Year, Virginia Tech**

- The Titans acquired Terrell Edmunds in a trade with the Philadelphia Eagles on Oct. 23, 2023.
- Prior to joining the Titans, Edmunds joined the Eagles as an unrestricted free agent during the 2023 offseason. He appeared in seven games for the Eagles before being dealt to the Titans.
- Edmunds spent the first five seasons of his NFL



career with the Pittsburgh Steelers, amassing 405 tackles, five sacks, five interceptions, 15 tackles for loss, 26 passes defended and a fumble recovery.

- In 2022, he started 15 games at safety for the Steelers and totaled 70 tackles, two sacks, five passes defended and three tackles for loss.
- He was originally selected by the Steelers in the first round (28th overall) of the 2018 NFL Draft.
- In three collegiate seasons at Virginia Tech (2015-17), he appeared in 37 games with 31 starts. He totaled 196 tackles, 14 passes defended, 6.5 tackles for loss and six interceptions with the Hokies.
- A native of Danville, Va., he is one of three brothers to play in the NFL along with running back Trey Edmunds and linebacker Tremaine Edmunds.

#### 2023 Game Notes:

- **Against Atlanta (10/29)**, recorded one tackle at safety and one stop on special teams in his Titans debut.
- **At Pittsburgh (11/2)**, notched his first start as a member of the Titans and totaled four tackles.

#### 39 - S MATTHEW JACKSON

6-1, 209, Rookie, Eastern Kentucky

- Matthew Jackson was signed by the Titans as an undrafted free agent on May 12, 2023.
- Jackson appeared in 50 games with 27 starts over five seasons at Eastern Kentucky (2018-22). His totals there included 294 tackles, 27.5 tackles for loss, eight sacks, two interceptions, 14 passes defended, three forced fumbles and five fumble recoveries.
- As a graduate in 2022, he started in 10 games and led the team with 87 tackles. He added 7.5 tackles for loss, two sacks, four passes defended, one forced fumble and two fumble recoveries. He was named a third-team Stats Perform All-American, fourth-team Phil Steele/DraftScout All-American, Phil Steele first-team All-ASUN and an ASUN All-Conference selection.
- As a senior in 2021, started all 11 games and tied for the team high with 102 tackles, while also leading the squad with 11 tackles for loss and tallying a pair of interceptions. He was an ASUN All-Conference selection.
- A Nashville native, Jackson attended Hillsboro High School, where he was a team captain and the school's leading tackler as a senior in 2016. He was also a member of the track team, winning the city championship in the long jump.



#### 2023 Game Notes:

- **At New Orleans (9/10)**, made his NFL debut on special teams.

#### 35 - S K'VON WALLACE

5-11, 205, 4th Year, Clemson

- Claimed by the Titans off waivers from the Arizona Cardinals on Oct. 25, 2023.
- Entered the NFL as a fourth-round selection (127th overall) by the Philadelphia Eagles in the 2020 NFL Draft.
- Prior to joining the Titans, he appeared in 52 games with 12 starts during time with the Eagles (2020-22) and Cardinals (2023). During that span, he totaled 95 tackles, one interception, six passes defended and one fumble recovery.
- Following training camp in 2023, he was waived by the Eagles and claimed by Arizona, where he played seven games with five starts. His totals with the Cardinals included 43 tackles, one interception and four passes defended.
- In three seasons with the Eagles (2020-22), he appeared in 45 games with seven starts.
- Wallace was a captain and two-time national champion during his career at Clemson. From 2016 to 2019, he totaled 178 tackles, two sacks, five interceptions, 21 passes defended and two fumble recoveries for the Tigers.



#### 2023 Game Notes:

- **Against Atlanta (10/29)**, recorded one tackle on special teams in his Titans debut.



## TITANS SPECIALISTS

#### PUNTERS

No.	Name	Ht	Wt	Exp	College
4	Stonehouse, Ryan	5-10	193	2	Colorado State

#### KICKERS

No.	Name	Ht	Wt	Exp	College
6	Folk, Nick	6-1	225	16	Arizona

#### LONG SNAPPERS

No.	Name	Ht	Wt	Exp	College
46	Cox, Morgan	6-4	233	14	Tennessee

### #46 • LS MORGAN COX

6-4, 233, 14th Year/3rd with Titans, Tennessee

[Click for complete bio](#)



Long snapper **Morgan Cox** is in his 14th NFL season and his third campaign with the Titans in 2023. He was signed by the Titans as an unrestricted free agent on March 19, 2021.

In 2022, Cox handled all of the team's long snapping duties for the second consecutive season and was named to his fifth career Pro Bowl. He has more Pro Bowl appearances than any other player at his position since the league began naming long snappers to the Pro Bowl in 2004.

His steady play in 2022 helped rookie punter **Ryan Stonehouse** lead the league and set a new NFL record with a 53.1-yard gross punting average. Stonehouse also finished fourth in the NFL and set a rookie record with a 44.0-yard net average. Meanwhile, kicker **Randy Bullock** made 17 of 20 field goals (85.0 percent) and made all 28 extra point attempts.

In 2021, Cox handled all of the team's long snapping duties in 17 regular season games and one postseason game. He helped Bullock finish ninth in franchise history with 120 points in a single season, including three game-winning field goals (Sept. 19 at Seattle, Oct. 31 at Indianapolis and Dec. 23 against San Francisco). He also snapped for punter **Brett Kern**, who had the league's third-best ratio of punts inside the 20 to touchbacks (18:1).

In his first 11 seasons, Cox appeared in 165 regular season games for the Baltimore Ravens, serving as the team's primary long snapper after entering the NFL as an undrafted free agent in 2010. He was selected to four Pro Bowls and was a part of five playoff teams in Baltimore, totaling 10 postseason games played.

In 2020, he earned his fourth career Pro Bowl selection. He helped kicker Justin Tucker record his fifth consecutive season with at least 130 points, tying the NFL record of consecutive seasons with 130-plus points. Tucker connected on 26 of 29 field goals (89.7 percent) and was 52 of 53 on extra points (98.1 percent). Cox also snapped on all 51 of **Sam Koch's** 51 punts, as Koch was the NFL's only punter to place at least 20 punts (22) inside in the 20-yard line and have no more than one touchback.

A native of Collierville, Tenn., Cox played 38 games in three seasons (2007-09) as the primary long snapper at the University of Tennessee.

#### 2023 Game Notes:

- **At New Orleans (9/10)**, appeared in his 200th career regular-season game. He became the 11th active NFL player to do so and the third active long snapper to do so, joining Carolina's J.J. Jansen and Houston's Jon Weeks. He snapped for five field goals on five attempts by Nick Folk in the contest.

Cox's Career Regular Season Statistics:

Year	Team	GP	GS	SpT Tackles
2010	Bal	15	0	1
2011	Bal	16	0	0
2012	Bal	16	0	2
2013	Bal	16	0	2
2014	Bal	7	0	0
2015	Bal	16	0	0
2016	Bal	16	0	2
2017	Bal	16	0	1
2018	Bal	16	0	1
2019	Bal	16	0	0
2020	Bal	15	0	2
2021	Ten	17	0	1
2022	Ten	17	0	1
2023	Ten	9	0	0
<b>NFL Totals</b>		<b>208</b>	<b>0</b>	<b>13</b>

Cox's Career Postseason Statistics:

Year	Team	GP	GS	SpT Tackles
2011	Bal	2	0	0
2012	Bal	4	0	0
2018	Bal	1	0	0
2019	Bal	1	0	0
2020	Bal	2	0	0
2021	Ten	1	0	0
<b>Playoff Totals</b>		<b>11</b>	<b>0</b>	<b>0</b>

## #6 • K NICK FOLK

6-1, 225, 16th Year/1st with Titans, Arizona

[Click for complete bio](#)

Kicker **Nick Folk** is in his 16th NFL season and his first campaign with the Titans in 2023. He was acquired by the Titans in a trade with the New England Patriots on Aug. 29, 2023.

In his first 15 NFL seasons, Folk appeared in 211 games during his time with the Dallas Cowboys (2007-09), New York Jets (2010-2016), Tampa Bay Buccaneers (2017) and Patriots (2019-22). During that time, he connected on 82.9 percent (353 of 426) of his field goal attempts and 96.8 percent of his extra point attempts (458 of 473). He had 10 seasons with at least 100 points, including a league-leading 150 points in 2021 with the Patriots. He registered 11 game-winning field goals in the regular season and one in postseason play.

Folk ended the 2022 campaign with an active streak of 60 straight field goals made under 40 yards—every attempt in the regular season since his last miss on Oct. 5, 2017 against New England as a member of the Buccaneers. Through 2022, the NFL record was 70 by **Justin Tucker** of Baltimore (2016-20).

Over his four years with New England, Folk made 108 of his 121 field goal attempts (89.3 percent) in 57 games. He departed the Patriots in fifth place on the New England all-time field goal list and tied for seventh place on the franchise's all-time scoring list with 440 total points.

In 2022, he played in all 17 games for New England and totaled 128 points on 32-of-37 field goal attempts. He was also 32-of-35 on extra points. Folk became one of six all-time NFL players to have at least five seasons with 30 field goals, joining **Justin Tucker** (eight), **Stephen Gostkowski** (five), **Robbie Gould** (five), **John Carney** (five) and **David Akers** (five).

Folk established the NFL record for consecutive field goals made under 50 yards with a streak of 64 such kicks from Oct. 5, 2017 to Oct. 16, 2022. He broke the record (56 consecutive) set by **Ryan Succop** of the Titans from 2014 to 2017.

While with the Patriots, he also set the franchise mark for consecutive field goals made (36) during a streak that spanned from 2020 to 2021 and posted the third-highest field goal percentage for a season by a Patriot in 2020 (92.9).

Folk entered the NFL as a sixth-round selection by the Dallas in the 2007 NFL Draft. As a rookie for the Cowboys, he earned a Pro Bowl selection and all-rookie honors.

A native of Sherman Oaks, Calif., Folk attended the University of Arizona, where he earned All-PAC 10 accolades in his final season.

## 2023 Game Notes:

➤ **At New Orleans (9/10)**, made his Titans debut and tied his career high with five field goals. It was his sixth career game with five field goals and the fifth occasion in which he connected on five field goals without a miss. He made a 50-yard field goal to cap the Titans' opening possession and a 27-yarder to end their second drive. In the second quarter, he booted a 31-yard field goal, and he added both a 45-yarder and a 29-yarder in the fourth quarter. He became the first Titans kicker with five field goals in a game since Stephen Gostkowski made six at Minnesota on Sept. 27, 2020. It was his 19th career game with four or more field goals.

➤ **Against the Los Angeles Chargers (9/17)**, made both field goal attempts, including a 33-yarder as time expired in the first half and a 41-yard, game-winning field goal in overtime. The latter was the 13th game-winning field goal of his career, including 12 in the regular season and one game-winner in the postseason. It was the organization's 54th all-time game winning field goal and the team's first since Randy Bullock's 44-yarder to beat the San Francisco 49ers on Dec. 23, 2021.

➤ **At Cleveland (9/24)**, made a 44-yard field goal in the second quarter to improve his streak to 16 consecutive field goals made.

➤ **Against Cincinnati (10/1)**, made both of his field goal attempts (53 and 35 yards) and all three of his extra point attempts. His 53-yard field goal in the first quarter was the team's longest since a 53-yarder by Stephen Gostkowski at Jacksonville on Dec. 13, 2020. He improved his active streak to 18 consecutive field goals made, giving him his fourth career streak in which he made at least 18 field goals in a row (36 from 2020-21; 23 in 2013; 19 from 2010-11). His 35-yarder was his 65th consecutive field goal on attempts from less than 40 yards.

➤ **At Indianapolis (10/8)**, made all three field goals (27, 53 and 34 yards) and his only extra point attempt. His 53-yarder in the second quarter was his seventh consecutive made field goal from 50-plus yards, including his first three such attempts as a member of the Titans in 2023. He improved his streak to 21 consecutive field goals made, marking the third time in his career he made at least 21 field goals in a row (36 from 2020-21; 23 in 2013).

➤ **Against Baltimore (10/15)**, made all three of his field goal attempts (26, 27 and 38 yards) and his only extra point attempt, increasing his streak to 24 consecutive successful field goals, including 16 consecutive field goals with the Titans. He established the second-longest streak of his 16-year career (36 from 2020-21). He made his 68th, 69th and 70th consecutive field goals from under 40 yards, tying Justin Tucker's NFL record. His 369 career field goals gave him sole possession of 20th place in NFL history, surpassing Norm Johnson (366).

➤ **Against Atlanta (10/29)**, made all four extra point attempts.

➤ **At Pittsburgh (11/2)**, succeeded on all three field goal attempts and his only extra point attempt. He made a 36-yard field goal in the first quarter, another 36-yard field goal as time expired in the second quarter, and a 48-yarder in the third quarter, notching his 51st career game with three or more field goals. He improved his streak to 27 consecutive field goals made, which is the second-longest streak of his 16-year career (36 from 2020-21). With his 36-yard field goal in the first quarter, he set a new NFL record for the most consecutive field goals made under 40 yards. It was his 71st such field goal without a miss, breaking the mark established by Justin Tucker from 2016 to 2020. His second field goal of the evening increased the streak to 72. Folk's streak of 19 consecutive field goals as a member of the Titans tied for the fifth-longest such streak in franchise history behind the 20 consecutive field goals by Al Del Greco (1998-99), later matched three times by Rob Bironas (2007-08, 2010, 2011-12). His 19 consecutive field goals to start a season extended his franchise record.

➤ **At Tampa Bay (11/12)**, made two of his three field goal attempts, including a 38-yarder in the first quarter that extended his streak to 28 consecutive field goals without a miss. The streak was broken in the second quarter on a 51-yard attempt. That also ended a streak of 20 consecutive field goals as a member of the Titans, which tied for the longest streak in franchise history. The record was first established by Al Del Greco (1998-99) and later matched three times by Rob Bironas (2007-08, 2010, 2011-12). In the fourth quarter, he added a 27-yard field goal, increasing his all-time NFL-record streak to 74 consecutive field goals made on attempts from less than 40 yards. With 374 career field goals, he surpassed Jan Stenerud (373) for 19th place in NFL history in career field goals.

**Folk's Career Regular Season Statistics:**

Year	Team	GP	FGM	FGA	Pct	Lg	XPM	XPA	Pts
2007	Dal	16	26	31	83.9	53	53	53	131
2008	Dal	16	20	22	90.9	52	42	42	102
2009	Dal	14	18	28	64.3	51	36	36	90
2010	NYJ	16	30	39	76.9	56	37	37	127
2011	NYJ	16	19	25	76.0	51	44	44	101
2012	NYJ	16	21	27	77.8	54	30	30	93
2013	NYJ	16	33	36	91.7	54	27	27	126
2014	NYJ	16	32	39	82.1	55	23	23	119
2015	NYJ	8	13	16	81.3	55	19	19	58
2016	NYJ	16	27	31	87.1	51	24	26	105
2017	TB	4	6	11	54.5	50	7	9	25
2019	NE	7	14	17	82.4	51	12	12	54
2020	NE	16	26	28	92.9	51	30	33	108
2021	NE	17	36	39	92.3	53	42	47	150
2022	NE	17	32	37	86.5	54	32	35	128
2023	Ten	9	21	22	95.5	53	13	13	76
<b>NFL Totals</b>		<b>220</b>	<b>374</b>	<b>448</b>	<b>83.5</b>	<b>56</b>	<b>471</b>	<b>486</b>	<b>1,593</b>

**Folk's Career Postseason Statistics:**

Year	Team	GP	FGM	FGA	Pct	Lg	XPM	XPA	Pts
2007	Dal	1	1	1	100.0	34	2	2	5
2010	NYJ	3	2	3	66.7	42	8	8	14
2019	NE	1	2	2	100.0	36	1	1	7
2021	NE	1	1	1	100.0	44	2	2	5
<b>Playoff Totals</b>		<b>6</b>	<b>6</b>	<b>7</b>	<b>85.7</b>	<b>44</b>	<b>13</b>	<b>13</b>	<b>31</b>

**Folk's Regular Season Single-Game Highs:**

- Field Goals Made** - 5 (six times, last at New Orleans, 9/10/23)
- Field Goal Attempts** - 6 vs. Tennessee (11/28/21)
- Longest Field Goal** - 56 at Denver (10/17/10)
- PATs Made** - 6 (five times, last vs. Cleveland, 11/14/21)
- PATs Attempted** - 7 vs. N.Y. Jets (10/24/21)
- Points** - 18 vs. Tennessee (11/28/21)

**Folk's Playoff Single-Game Highs:**

- Field Goals Made** - 2 vs. Tennessee (1/4/20)
- Field Goal Attempts** - 2 vs. Tennessee (1/4/20)
- Longest Field Goal** - 44 at Buffalo (1/15/22)
- PATs Made** - 4 at New England (1/16/11)
- PATs Attempted** - 4 at New England (1/16/11)
- Points** - 6 vs. Tennessee (1/4/20)

**FIELD GOAL LEADERS, ACTIVE PLAYERS**

Among all active NFL kickers (currently on an active roster, practice squad or reserve list), **Nick Folk** ranks third in career field goals. Only Arizona's **Matt Prater** and Baltimore's **Justin Tucker** have more.

Through 2022, Folk's 353 career field goals put him in a tie with **Eddie Money** for 23rd in NFL history.

**Most field goals among active NFL players:**

Kicker	Current Team	Career FGs
1. Matt Prater	Arizona Cardinals	391
2. Justin Tucker	Baltimore Ravens	380
3. <b>Nick Folk</b>	<b>Tennessee Titans</b>	<b>374</b>
4. Graham Gano	New York Giants	324
5. Greg Zuerlein	New York Jets	316
6. Brandon McManus	Jacksonville Jaguars	241
7. Chris Boswell	Pittsburgh Steelers	219
8. Jason Myers	Seattle Seahawks	215
9. Dustin Hopkins	Cleveland Browns	214
10. Randy Bullock	New York Giants	212

**CONSECUTIVE FGs, FRANCHISE HISTORY**

After joining the Titans in a trade on Aug. 29, 2023, **Nick Folk** made his first 20 field goals he attempted before his first miss from 51 yards at Tampa Bay on Nov. 12, 2023. His 20 straight field goals tied for the longest streak in franchise history. **Al Del Greco** established the benchmark from 1998 to 1999, and **Rob Bironas** later matched the record on three different occasions.

Folk's 20 consecutive field goals made to start a season are the most in franchise history.

**Most consecutive field goals made, franchise history:**

Player	Dates	Consecutive Field Goals
1. <b>Nick Folk</b>	<b>Sept. 10, 2023–Nov. 12, 2023</b>	<b>20</b>
Rob Bironas	Nov. 27, 2011–Sept. 23, 2012	20
Rob Bironas	Oct. 3, 2010–Jan. 2, 2011	20
Rob Bironas	Dec. 16, 2007–Oct. 27, 2008	20
Al Del Greco	Nov. 15, 1998–Sept. 19, 1999	20
6. Ryan Succop	Oct. 23, 2016–Sept. 10, 2017	19
Rob Bironas	Oct. 14, 2007–Nov. 25, 2007	19
8. Al Del Greco	Oct. 29, 1995–Sept. 1, 1996	18
9. Ryan Succop	Sept. 17, 2017–Oct. 22, 2017	16
10. Ryan Succop	Dec. 14, 2014–Nov. 8, 2015	15

\* Franchise record for consecutive field goals made to start a season

**CONSECUTIVE FGs FROM UNDER 40 YARDS**

Titans kicker **Nick Folk** has continued a streak that began six years ago by making his last 74 field goals from under 40 yards. His last miss in that range was a 31-yarder against New England on Oct. 5, 2017, when he played for the Tampa Bay Buccaneers.

On Nov. 2 at Pittsburgh, Folk broke the NFL record for most consecutive field goals made from under 40 yards. Baltimore's **Justin Tucker** previously owned the record with 70 straight under-40-yarders from 2016 to 2020.

**Most consecutive field goals made from under 40 yards, NFL history:**

Player	Seasons	Field Goals Under 40 Yards	
1. <b>Nick Folk</b>	<b>2017–2023</b>	<b>74</b>	<i>active streak</i>
Justin Tucker	2016–2020	70	
3. Shayne Graham	2009–2015	67	



## FIVE SEASONS WITH 30 FIELD GOALS

As a member of the Patriots in 2022, Titans kicker **Nick Folk** became one of six NFL players to have at least five seasons with 30 field goals.

### Most NFL seasons with 30 or more field goals:

Player	Seasons
1. Justin Tucker	8
2. <b>Nick Folk</b>	5
Stephen Gostkowski	5
Robbie Gould	5
John Carney	5
David Akers	5
7. Graham Gano	4
Adam Vinatieri	4
Matt Prater	4
Jay Feely	4
Matt Stover	4
Matt Bryant	4

## CONSECUTIVE FGs, NFL HISTORY

From 2020 to 2021, Nick Folk made 36 consecutive field goals as a member of the New England Patriots. Through the 2022 campaign, Folk's streak was tied for the sixth-longest such streak in NFL history.

### Most consecutive field goals in NFL history (through 2022):

Player	Team	Season(s)	Consecutive Field Goals
1. Adam Vinatieri	Indianapolis	2015–2016	44
2. Mike Vanderjagt	Indianapolis	2002–2004	42
3. Gary Anderson	San Francisco/Minnesota	1997–1998	40
4. Graham Gano	New York Giants	2020–2021	37
Jason Myers	Seattle	2019–2021	37
6. <b>Nick Folk</b>	<b>New England</b>	<b>2020–2021</b>	<b>36</b>
Matt Stover	Baltimore	2005–2006	36
8. Justin Tucker	Baltimore	2015–2016	35
Adam Vinatieri	Indianapolis	2013–2014	35
10. Robbie Gould	San Francisco	2017–2018	33
Justin Tucker	Baltimore	2013	33



## #4 • P RYAN STONEHOUSE

5-10, 193, 2nd Year, Colorado State

[Click for complete bio](#)



Punter **Ryan Stonehouse** is in his second NFL season in 2023. He was signed by the Titans as a rookie free agent on May 13, 2022.

In 2022, Stonehouse finished the season with a gross average of 53.10 yards per punt on 90 total punts (4,779 total yards). In doing so, he broke **Sammy Baugh's** single-season NFL record of 51.40 yards per punt, which was established in 1940 and was never matched among qualifiers (2.5 punts per team game) until Stonehouse's rookie campaign. Stonehouse's mark also surpassed **Brett Kern's** franchise record of 49.7 yards per punt in 2017.

With a net punting average of 44.03 yards per punt in 2022, Stonehouse also established a new NFL record for the highest net average by a rookie punter. He broke the record set by Indianapolis' **Rigoberto Sanchez**, who averaged 42.64 net yards per punt as a rookie in 2017. Stonehouse finished fourth in the NFL in net punting behind veterans **Tommy Townsend** (45.6), **Michael Dickson** (44.5) and **Johnny Hekker** (44.1). In franchise history, his net average ranked second for a single season, trailing only Kern's 44.6 net average in 2017.

Stonehouse's 90 punts in 2022 made up the NFL's second-highest total. Only Denver's **Corliss Waitman** (96) had more. The 90 punts by Stonehouse tied **Craig Hentrich's** 1999 number for the fourth-highest total in team annals behind **Rich Camarillo** (96 punts in 1994) and Cliff Parsley (93 in 1979; 91 in 1978).

Stonehouse appeared in 53 games over five seasons at Colorado State (2017-21) and set an NCAA career record with a 47.8-yard gross punting average. His career totals included 244 punts for 11,656 yards with 91 punts inside the 20. He totaled 106 punts of 50-plus yards and became the first player in Colorado State history to log 11,000 punting yards in a career.

During his final college season in 2021, Stonehouse appeared in 12 games and averaged 50.9 yards per attempt on 58 punts, including a career-long 81-yard punt. He placed 27 punts inside the 20-yard line and totaled 32 punts of 50-plus yards en route to being named a second-team All-Mountain West selection and a Ray Guy Award semifinalist.

He is a native of La Verne, Calif.

### 2023 Game Notes:

- **At New Orleans (9/10)**, used a 62-yard punt to pin the Saints on their own 13-yard line to end the first quarter.
- **Against Los Angeles Chargers (9/17)**, established a new franchise single-game record with a gross average of 61.2 yards per punt (minimum four punts to qualify), totaling 306 yards on five punts. It topped Brett Kern's previous franchise record of 60.5 yards, set on Oct. 25, 2020 against Pittsburgh. Since 1960, Stonehouse registered the NFL's second-best gross average in an NFL game (minimum four attempts) behind only Carolina punter Andy Lee's 63.0 yards per punt against Denver on Sept. 8, 2016. Stonehouse recorded punts of 60, 63, 63, 58 and 62 yards and also averaged 44.6 net yards per attempt with one punt placed inside the 20.
- **At Cleveland (9/24)**, punted seven times for a 53.4-yard gross average and a 46.1-yard net average. He tied his career high (three previous games) with four punts placed inside the 20. In the fourth quarter, he tied his career long (Nov. 13, 2022 vs. Denver) with a 74-yard punt to flip the field.
- **Against Cincinnati (10/1)**, placed both of his punts inside the 20, averaging 46.5 gross yards and 45.5 net yards per punt.
- **At Indianapolis (10/8)**, recorded one punt for 43 yards. It was the first time in his career with no more than one punt.
- **Against Baltimore (10/15)**, averaged 52.6 yards on five punts (34.4 net) with two punts placed inside the 20. In the second quarter, he tallied a special teams tackle by forcing Ravens returner Devin Duvernay out of bounds to help prevent a touchdown.
- **Against Atlanta (10/29)**, tied his career high with eight punts. It was his fourth career game with eight attempts. He averaged 52.5 yards per punt with a career-high six punts placed inside the 20. His net average was 46.8 yards per punt. He became the first punter for the team to place six punts inside the 20 in a game since Brett Kern's eight-such punts at Denver on Oct. 13, 2019. In the second quarter, he helped pin the Falcons on their seven-yard line with a 64-yard punt. On his next attempt, he hit a 54-yarder to the seven-yard line.
- **At Pittsburgh (11/2)**, averaged 57.0 gross yards and 52.7 net yards on three punts. He placed all three punts inside the 20. His first attempt was a 59-yarder in the second quarter, followed a 61-yarder in the third quarter



and 51-yarder in the fourth quarter to pin the Steelers at their own eight-yard line.

➤ **At Tampa Bay (11/12)**, tied the eighth-best single-game gross punting average in franchise history (minimum four punts), averaging 56.8 yards on four punts with two placed inside the 20. His net average of 48.0 yards per punt ranked second in his career (minimum four punts). He hit a 62-yard punt in the first quarter and then booted three consecutive punts that went 55 yards.

#### Stonehouse's Career Regular Season Statistics:

Year	Team	GP	No	Yds	Avg	TB	In20	Lg	Blk	Net
2022	Ten	17	90	4,779	53.1	9	30	74	0	44.0
2023	Ten	9	38	2,004	52.7	6	20	74	0	44.0
<b>Totals</b>		<b>26</b>	<b>128</b>	<b>6,783</b>	<b>53.0</b>	<b>15</b>	<b>50</b>	<b>74</b>	<b>0</b>	<b>44.0</b>

#### Stonehouse's Regular Season Single-Game Highs:

**Punts** - 8 (Four times, last vs. Atlanta, 10/29/23)

**Gross Avg.** - 61.2 vs. L.A. Chargers (9/17/23)

**Net Avg.** - 48.4 at Washington (10/9/22)

**Long Punt** - 74 (Twice, last at Cleveland, 9/24/23)

**In20** - 6 vs. Atlanta (10/29/23)

## NFL RECORD: SINGLE-SEASON AVERAGE

In 1940, Washington's **Sammy Baugh** punted 35 times for 1,799 yards, averaging 51.40 yards per punt. Eighty-two seasons later, the mark still stood as the best qualifying single-season punting average in NFL history, until Titans rookie punter **Ryan Stonehouse** broke the record in 2022.

Stonehouse, an undrafted rookie from Colorado State University, averaged 53.10 yards per attempt on 90 total punts—1.70 yards per punt ahead of Baugh's number.

Prior to Stonehouse's rookie campaign, Baugh's mark was one of the NFL's longest-held records. In the 2022 NFL Record & Fact Book, only three single-season individual records predated Baugh's punting mark, and all three of those were later tied: most safeties in a season (two by Green Bay's **Tom Nash** in 1932 and subsequently tied 18 times), most fumbles returned for a touchdown in a season (two by Boston's **Harold McPhail** in 1934 and tied 44 times), and most opponent fumbles returned for a touchdown in a season (two by McPhail in 1934 and tied 41 times).

To qualify for the single-season average record, a punter needs a minimum of 2.5 attempts per team game.

#### Highest single-season punting average (gross average) in NFL history (minimum 2.5 punts per team game):

Player	Team	Season	Punts	Yards	Punting Average
1. <b>Ryan Stonehouse</b>	<b>Tennessee</b>	<b>2022</b>	<b>90</b>	<b>4,779</b>	<b>53.10</b>
2. Sammy Baugh	Washington	1940	35	1,799	51.40
3. Shane Lechler	Oakland	2009	96	4,909	51.14
4. Andy Lee	San Francisco	2011	78	3,970	50.90
5. Corey Bojorquez	Buffalo	2020	41	2,082	50.78
6. Shane Lechler	Oakland	2011	78	3,960	50.77
7. Tommy Townsend	Kansas City	2022	53	2,672	50.42
8. Brandon Fields	Miami	2012	74	3,715	50.20
9. Thomas Morstead	New Orleans	2012	74	3,707	50.09
10. A.J. Cole	Las Vegas	2021	64	3,202	50.03

## NFL ROOKIE RECORD: NET AVERAGE

In addition to the NFL single-season gross punting average record he set in 2022, Titans punter **Ryan Stonehouse** also established a new record for net punting average in a season by a rookie. His 44.03 net yards per attempt exceeded the previous record of 42.64 yards, set by Indianapolis Colts rookie punter **Rigoberto Sanchez** in 2017.

#### Highest net punting average by a rookie, NFL history:

Player	Team	Season	Net Avg
1. <b>Ryan Stonehouse</b>	<b>Tennessee Titans</b>	<b>2022</b>	<b>44.03</b>
2. Rigoberto Sanchez	Indianapolis Colts	2017	42.64
3. Michael Dickson	Seattle Seahawks	2018	42.47
4. Jamie Gillan	Cleveland Browns	2019	41.59

## 2022 NFL PUNTING LEADERS

Despite being a rookie, Titans punter **Ryan Stonehouse** led the NFL in punting average in 2022 and ranked fourth among the leaders in net punting average. He maintained his gross and net averages despite being ranked second in the NFL with 90 total punts. Only Denver's **Corliss Waitman** (96) had more punts than Stonehouse in 2022.

#### NFL gross punting average leaders in 2022:

Player	Team	Gross Punt Avg.
1. <b>Ryan Stonehouse</b>	<b>Tennessee Titans</b>	<b>53.10</b>
2. Tommy Townsend	Kansas City Chiefs	50.42
3. Logan Cooke	Jacksonville Jaguars	49.34
4. AJ Cole	Las Vegas Raiders	48.88
5. Jake Camarda	Tampa Bay Buccaneers	48.85
6. Jack Fox	Detroit Lions	48.56
7. Corey Bojorquez	Cleveland Browns	48.51
8. Michael Dickson	Seattle Seahawks	48.47
9. Johnny Hekker	Carolina Panthers	48.46
10. Bryan Anger	Dallas Cowboys	48.40

#### NFL net punting average leaders in 2022:

Player	Team	Net Punt Avg.
1. Tommy Townsend	Kansas City Chiefs	45.58
2. Michael Dickson	Seattle Seahawks	44.42
3. Johnny Hekker	Carolina Panthers	44.12
4. <b>Ryan Stonehouse</b>	<b>Tennessee Titans</b>	<b>44.03</b>
5. AJ Cole	Las Vegas Raiders	43.90
6. Logan Cooke	Jacksonville Jaguars	43.78
7. Tress Way	Washington Commanders	42.89
8. Bryan Anger	Dallas Cowboys	42.84
9. Cameron Johnston	Houston Texans	42.59
10. Drue Chrisman	Cincinnati Bengals	42.57

## SINGLE-GAME GROSS AVERAGE, TEAM HISTORY

Against the Los Angeles Chargers on Sept. 17, 2023, **Ryan Stonehouse** established a new franchise single-game record with a gross average of 61.2 yards per punt (minimum four punts to qualify), totaling 306 yards on five punts. It topped **Brett Kern's** previous franchise record of 60.5 yards, set on Oct. 25, 2020 against Pittsburgh.

In only his second season, Stonehouse has recorded six of the franchise's top 12 single-game gross punting averages (minimum four punts).

#### Highest single-game gross punting average, franchise history (min. 4 punts):

Player	Date	Opponent	Punts	Gross Avg
1. <b>Ryan Stonehouse</b>	<b>9/17/23</b>	<b>L.A. Chargers</b>	<b>5</b>	<b>61.2</b>
2. Brett Kern	10/25/20	Pittsburgh	4	60.5
3. Greg Montgomery	12/27/92	Buffalo	5	59.2
4. Greg Montgomery	9/19/93	at San Diego	5	57.6
5. Craig Hentrich	11/4/01	Jacksonville	4	57.5
6. <b>Ryan Stonehouse</b>	<b>12/4/22</b>	<b>at Philadelphia</b>	<b>7</b>	<b>57.3</b>
7. <b>Ryan Stonehouse</b>	<b>9/11/22</b>	<b>N.Y. Giants</b>	<b>6</b>	<b>57.0</b>
8. <b>Ryan Stonehouse</b>	<b>11/12/23</b>	<b>at Tampa Bay</b>	<b>4</b>	<b>56.8</b>
Brett Kern	9/24/17	Seattle	6	56.8
10. Brett Kern	11/12/17	Cincinnati	6	56.5
11. <b>Ryan Stonehouse</b>	<b>12/18/22</b>	<b>at L.A. Chargers</b>	<b>7</b>	<b>56.0</b>
12. <b>Ryan Stonehouse</b>	<b>9/19/22</b>	<b>at Buffalo</b>	<b>6</b>	<b>55.5</b>

## GROSS AVERAGE, 2022-2023

Since he entered the NFL in 2022, Tennessee's **Ryan Stonehouse** has a higher gross punting average than every other NFL punter.

NFL gross punting average leaders from 2022 to 2023:

Player	Current Team	Gross Punt Avg.
1. <b>Ryan Stonehouse</b>	<b>Tennessee Titans</b>	<b>53.0</b>
2. A.J. Cole	Las Vegas Raiders	50.0
3. Tommy Townsend	Kansas City Chiefs	49.6
4. Jake Camarda	Tampa Bay Buccaneers	49.3
5. Corey Bojorquez	Cleveland Browns	49.2
6. Logan Cooke	Jacksonville Jaguars	49.0
7. Bryan Anger	Dallas Cowboys	48.8
Michael Dickson	Seattle Seahawks	48.8
9. Ethan Evans	Los Angeles Rams	48.4
10. Bryce Baringer	New England Patriots	48.1

## FRANCHISE SINGLE-SEASON LEADERS

As a rookie in 2022, **Ryan Stonehouse** set franchise and NFL records with a 53.10 gross punting average. His 44.03 net average ranked second in franchise history, while his 90 punts tied for the fourth-highest figure for the organization.

Highest gross punting average in a season, franchise history:

Player	Season	Gross Average
1. <b>Ryan Stonehouse</b>	<b>2022</b>	<b>53.10</b>
2. Brett Kern	2017	49.71
3. Brett Kern	2012	47.59
4. Brett Kern	2015	47.44
5. Craig Hentrich	1998	47.22
6. Brett Kern	2019	47.08
7. Brett Kern	2018	47.07
8. Greg Montgomery	1992	46.92
9. Brett Kern	2014	46.80
10. Greg Montgomery	1993	45.59

Highest net punting average in a season, franchise history:

Player	Season	Net Average
1. Brett Kern	2017	44.56
2. <b>Ryan Stonehouse</b>	<b>2022</b>	<b>44.03</b>
3. Brett Kern	2019	43.12
4. Brett Kern	2018	41.69
5. Brett Kern	2014	40.76
6. Brett Kern	2021	40.43
7. Brett Kern	2012	40.36
8. Brett Kern	2015	40.34
9. Brett Kern	2013	39.70
10. Brett Kern	2011	39.37

Most punts in a season, franchise history:

Player	Season	Punt
1. Rich Camarillo	1994	96
2. Cliff Parsley	1979	93
3. Cliff Parsley	1978	91
4. <b>Ryan Stonehouse</b>	<b>2022</b>	<b>90</b>
Craig Hentrich	1999	90
6. Craig Hentrich	2006	88
John James	1984	88
Lee Johnson	1986	88
Brett Kern	2015	88
Brett Kern	2014	88

## TITANS PRACTICE SQUAD CAPSULES



# TITANS PRACTICE SQUAD

No.	Name	Pos	Ht	Wt	Exp	College
28	Carter, Shyheim	DB	5-10	194	1	Alabama
92	Davidson, Marlon	DT	6-3	303	4	Auburn
30	Gowan, Tay	DB	6-2	185	2	Central Florida
82	Harrison, Tre'Shaun	WR	5-11	188	R	Oregon State
52	Jones, Joe	LB	6-0	240	7	Northwestern
12	Kinsey, Mason	WR	5-11	200	1	Berry College
69	McLendon Jr., TK	DE	6-4	275	R	Eastern Kentucky
89	Odukoya, Thomas	TE	6-6	253	1	Eastern Michigan
61	Ojukwu, John	OL	6-5	309	R	Boise State
41	Reese IV, Otis	LB	6-3	214	R	Mississippi
76	Rupcich, Andrew	OL	6-6	318	1	Culver-Stockton
48	Rush, Thomas	OLB	6-3	251	R	Minnesota
73	Simmons, Lachavious	OL	6-5	315	3	Tennessee State
80	Smith, Shi	WR	5-10	190	3	South Carolina
29	Thompson, Josh	DB	6-0	194	2	Texas

### 28 - DB SHYHEIM CARTER

5-10, 194, 2nd Year, Alabama

- The Titans re-signed Carter to the practice squad on Jan. 3, 2023 after he previously served on the practice squad from Week 5 to Week 9 of 2023. He also spent time on the team's practice squad in 2021.
- In 2022, he spent a total of six games on the practice squad.
- Carter originally entered the NFL as an undrafted college free agent with the New York Jets in 2020.
- He also spent time with Atlanta (2020) and Houston (2021).
- The Kentwood, La., native tallied 101 tackles, three interceptions, two of which were returned for touchdowns, 18 passes defensed and two forced fumbles in 50 games at the University of Alabama.

### 2023 Game Notes:

- **Against Cincinnati (10/1)**, made his NFL debut and recorded a special teams tackle.

### 92 - DT MARLON DAVIDSON

6-3, 303, 4th NFL Season, Auburn

- Signed as a free agent on October 25, 2023.
- Prior to joining the Falcons, Davidson played in 19 games with the Falcons and totaled 29 tackles, one sack, one tackle for loss, two passes defensed and one fumble recovery.
- Also spent time with San Francisco in 2023 during the offseason and during the regular season as a member of the practice squad.
- Originally drafted by the Falcons in the second-round (47th overall) of the 2020 NFL Draft.
- Played collegiately at Auburn (2016-2019), where he started 51 games and earned second-team All-America honors in his final campaign. He tallied 175 tackles, 29.5 tackles for loss, 17 sacks, nine passes defensed, four forced fumbles, four fumbles recovered and three blocked kicks as a Tiger.
- Native of Greenville, Ala.

### 30 - DB TAY GOWAN

6-2, 185, 2nd Year, Central Florida

- Signed to the practice squad on Oct. 9, 2023.
- Gowan was originally drafted by the Cardinals in the sixth round (223rd overall) of the 2021 NFL Draft. He was traded to the Eagles during the 2021

## TITANS PRACTICE SQUAD CAPSULES

season.

- Prior to joining the Titans, he played in five games, most recently for the Vikings (three games) in 2022.
- Gowan finished his college career at Central Florida after playing at Miami (Ohio) and Butler Community College. During his last season at Central Florida, he finished with 31 tackles, two interceptions, eight passes defensed, one fumble recovery and one tackle for loss.
- He is a native of Covington, Ga.

### **82 - WR TRE'SHAUN HARRISON**

#### **5-11, 188, Rookie, Oregon State**

- Tre'Shaun Harrison was signed by the Titans as a rookie free agent on May 12, 2023.
- In three seasons at Oregon State (2020-22), he played in 27 games with 17 starts. His career totals included 90 receptions for 1,147 yards and eight touchdowns. His yardage total tied for 29th in the Oregon State record books.
- As a senior in 2022, he started all 12 games for the Beavers and led the offense with 52 receptions for 604 yards (11.6-yard average) and scored four touchdowns. He earned All-Pac-12 honorable mention.
- He transferred to Oregon State after two seasons at Florida State (2018-19), where he saw action in 24 games. He recorded 37 receptions for 355 yards and three touchdowns with the Seminoles and also had nine kickoff returns for 174 yards.
- He is a native of Seattle, Wash.

### **52 - LB JOE JONES**

#### **6-0, 240, 7th NFL Season, Northwestern**

- Signed as a free agent on October 24, 2023.
- Prior to 2023, played in 73 career games and tallied 47 special teams tackles.
- Jones spent the 2021 and 2022 seasons with the Titans, where he played in 24 games and led the team in special teams tackles in 2022, good for second-highest in the league.
- Before joining the Titans, Jones spent four seasons (2017-20) with Denver.
- Jones originally signed with the Cowboys as a rookie free agent in 2017. He has also spent with the Chargers, Seahawks and Buccaneers.
- Appeared in 27 games at Northwestern (2013-16), where he totaled 70 tackles, three sacks, two passes defensed and one fumble recovery as a Wildcat.
- A native of Plano, Ill., Jones' father, Joseph, was a hurdler at Penn State.

### **12 - WR MASON KINSEY**

#### **5-10, 198, 1st Year, Berry College**

- Mason Kinsey rejoined the Titans during the 2021 offseason after previously signing with the team as a rookie free agent following the 2020 NFL Draft.
- In 2022, he spent the entire season with the Titans on the practice squad. He appeared in two games, totaling one reception for three yards and two punt returns for no yards.
- In 2021, he spent the entire season on the Titans practice squad. He saw action in one contest (Oct. 24 against Kansas City).
- He also spent time in 2020 on the New England Patriots' practice squad.
- A native of Demorest, Ga., he appeared in 43 games with 35 starts over four seasons at Berry College (2016-19). Totaled 203 receptions for 3,343 yards and 50 touchdowns, all of which rank first in program history. His career receiving yardage and touchdowns set Southern Athletic Association records.
- As a senior (2019), he started all 11 games and caught 65 passes for 1,221 yards and 16 touchdowns. Returned 13 kicks for 375 yards and one touchdown and returned 17 punts for 181 yards. Earned All-SAA first team recognition.

### **2023 Game Notes:**

- **Against Cincinnati (10/1)**, averaged 12.3 yards on three punt returns, including a career-long 21-yard punt return in the second quarter. It was the team's longest punt return since Robert Woods returned a punt 21 yards against Las Vegas on Sept. 25, 2022.

### **69 - DE TK McLENDON JR.**

#### **6-4, 275, Rookie, Eastern Kentucky**

- TK McLendon Jr. was signed by the Titans as a rookie free agent on May 12, 2023.
- In two seasons at Eastern Kentucky (2021-22), he appeared in 21 games with 15 starts. He transferred to Eastern Kentucky from Louisiana State after the 2020 season and switched positions from tight end to defensive end.
- As a graduate in 2022, started all 12 games for Eastern Kentucky and led the team with 11.5 tackles for loss and six sacks. He added 58 tackles, two pass breakups, one forced fumble and one fumble recovery. He was an All-ASUN selection.
- He appeared in three games over two seasons at Louisiana State (2019-20).
- Prior to attending Louisiana State, he was a tight end at Copiah-Lincoln Community College (2017-18), where he appeared in 18 games over two years and recorded eight receptions for 106 yards and two touchdowns.
- He is a native of Soperton, Ga.

### **89 - TE THOMAS ODUKOYA**

#### **6-6, 253, 1st Year, Eastern Michigan**

- Thomas Odukoya joined the Titans on May 13, 2022 as part of the NFL's International Player Pathway program, which allows participating teams a practice squad roster exemption.
- In 2022, Odukoya spent the entire season on the Titans practice squad as an international allocation.
- A native of Almere, Netherlands, Odukoya played four seasons at Eastern Michigan University (2018-21), where he saw action in 40 games with 30 starts. His career totals included 21 catches for 194 yards and four touchdowns.
- As a graduate in 2021, he started all 13 games and tallied career-best marks in receptions (13) and receiving yards (130) and tied his career-high mark with two touchdowns.
- He earned a scholarship to Eastern Michigan after competing at Garden City (Kan.) and West Hills-Coalinga (Calif.) junior colleges.

### **61 - OL JOHN OJUKWU**

#### **6-5, 309, Rookie, Boise State**

- John Ojukwu (last name pronounced "oh-JOO-koo") was signed by the Titans as a rookie free agent on May 12, 2023.
- In six seasons at Boise State (2017-22), he played in 56 games with 51 starts. He made 18 starts as a right tackle during his first two seasons and then transitioned to left tackle and started in all 33 games he played in his final three seasons. He ended his career with 43 consecutive starts.
- As a graduate in 2022, he was the only Bronco to start all 14 games on offense. He did not allow a sack and did not commit a false start or a holding penalty. He was a team captain and was named to the All-Mountain West first team.
- As a senior in 2021, he started all 12 games at left tackle and was named to the All-Mountain West first team.
- He is a native of Boise, Idaho.

### **41 - LB OTIS REESE IV**

#### **6-3, 214, Rookie, Mississippi**

- Otis Reese IV was signed by the Titans as a rookie free agent on May 12, 2023.
- In three seasons at Mississippi (2020-22), he played in 29 games with

## TITANS PRACTICE SQUAD CAPSULES

27 starts and recorded 198 tackles, 10 tackles for loss, 4.5 sacks, two interceptions, eight passes defended, one forced fumble and one fumble recovery.

- As a graduate in 2022, he started all 11 games and finished second on the team with 84 total tackles, including eight tackles for loss. He added three sacks, one interception, one fumble recovery and four passes defended.
- He transferred to Mississippi from Georgia following the 2019 season. At Georgia, he saw action in 25 games with one start over two seasons (2018-19) and recorded 16 tackles.
- He is a native of Leesburg, Ga.

### 2023 Game Notes:

- **At New Orleans (9/10)**, recorded a special teams tackle in his NFL debut.

### 76 - OL ANDREW RUPCICH

#### 6-6, 318, 1st Year, Culver-Stockton

- Andrew Rupcich (last name pronounced "RUPP-sitch") was signed by the Titans as a rookie free agent on May 13, 2022.
- In 2022, he spent all 17 games on the Titans practice squad.
- During his college career, Rupcich appeared in 48 games, registering 48 consecutive starts at left tackle. He became the first three-time All-American at the same position in the NAIA.
- As a fifth-year senior in 2021, he started all 11 games at left tackle and earned first-team All-American honors from the Associated Press, NAIA, and the American Football Coaches Association.
- He is a native of Wonder Lake, Ill.

### 48 - OLB THOMAS RUSH

#### 6-3, 251, Rookie, Minnesota

- Thomas Rush was signed by the Titans as a rookie free agent on May 12, 2023.
- In five seasons at the University of Minnesota (2018-22), Rush played in 58 games with 19 starts and recorded 86 tackles, 13.5 tackles for loss, 8.5 sacks, five passes defended, one forced fumble and one fumble recovery.
- As a graduate in 2022, he started all 13 games and tallied 34 tackles, 2.5 tackles for loss, 1.5 sacks, two passes defended and one forced fumble. He was named All-Big Ten honorable mention.
- As a senior in 2021, he appeared in 13 games with five starts and notched 31 tackles, 7.5 tackles for loss, 5.5 sacks and one pass defended.
- He is a native of Marysville, Ohio.

### 73 - OL LACHAVIOUS SIMMONS

#### 6-5, 315, 3rd NFL Season, Tennessee State

- Signed to practice squad on November 7, 2023.
- Simmons joins the Titans with two games of NFL experience and three years of experience on the Bears (2020-22) and Cardinals (2022-23) practice squads.
- Originally drafted by the Bears in the seventh-round (227th overall) of the 2020 NFL Draft.
- Played collegiately at Tennessee State (2015-19), where he started 26 of 41 games played and made starts at right guard, right tackle, left guard and left tackle during his college career.
- Native of Selma, Ala.

### 80 - WR SHI SMITH

#### 5-10, 190, 3rd Year, South Carolina

- Signed to the practice squad on Sept. 26, 2023.
- Smith was originally drafted by the Panthers in the sixth round (204th overall) of the 2021 NFL Draft and played two seasons in Carolina (2021-22).
- In 23 career games and six starts prior to joining the Titans, Smith totaled 28 receptions for 400 yards and two touchdowns.
- In 2022, Smith caught 22 passes for 296 yards and two touchdowns in 17 games played, all career highs.
- He appeared in 43 games at South Carolina and started 35 games for the Gamecocks. He totaled 174 catches (fourth in school history) for 2,204 yards (eighth in school history) and 13 touchdowns in four seasons (2017-2020).
- He is a native of Union, S.C.

### 29 - DB JOSH THOMPSON

#### 6-0, 194, 2nd NFL Season, Texas

- Signed to practice squad on November 7, 2023.
- Rejoined the Titans after playing six games with the team in 2022. He was waived following 2023 training camp.
- Initially signed as a rookie free agent by the Jaguars in 2022. Was signed to the Titans active roster on October 17, 2022. Registered four special teams tackles in his rookie campaign.
- Played collegiately at Texas (2017-21), where he appeared in 45 games with 22 starts and totaled 109 tackles, 5.5 tackles for loss, two interceptions, nine passes defended and a fumble recovery.
- Native of Nacogdoches, Texas.

## CONTACT INFORMATION

Titans Practice Facility/Training Camp Site:  
**Ascension Saint Thomas Sports Park**  
 460 Great Circle Road  
 Nashville, TN 37228

Nissan Stadium:  
**One Titans Way**  
 Nashville, TN 37213

Media Resources:  
[www.TennesseeTitans.com/media](http://www.TennesseeTitans.com/media)

Phone:  
 (615) 565-4000 (main)  
 (615) 565-4100 (media relations)  
 (615) 565-4200 (ticket office)

Titans Football Communications:  
 Robbie Bohren  
 Vice President of Football Communications  
[rbohren@titans.nfl.com](mailto:rbohren@titans.nfl.com)  
 Jim Wyatt  
 Senior Writer/Editor  
[jwyatt@titans.nfl.com](mailto:jwyatt@titans.nfl.com)  
 Dwight Spradlin  
 Director of Football Communications  
[dspradlin@titans.nfl.com](mailto:dspradlin@titans.nfl.com)  
 Jared Puffer  
 Associate Director of Football Communications  
[jpuffer@titans.nfl.com](mailto:jpuffer@titans.nfl.com)  
 Kaylee Connors  
 Coordinator of Football Communications  
[kconnors@titans.nfl.com](mailto:kconnors@titans.nfl.com)  
 Travis McDaniel  
 Football Communications Seasonal Assistant  
[tmcdaniel@titans.nfl.com](mailto:tmcdaniel@titans.nfl.com)



## TITANS TV RATINGS

2023 Titans television ratings in the Nashville market:

Date/Opp	Day/Time	Network	Rating/Share	HH (000)	Rank
9/10 at NO	Sun. noon	CBS	20.2/55	236	1
9/17 vs. LAC	Sun. noon	CBS	19.8/55	231	1
9/24 at Cle	Sun. noon	CBS	16.5/48	193	1
10/1 vs. Cin	Sun. noon	FOX	19.0/57	222	1
10/8 at Ind	Sun. noon	CBS	18.8/57	220	1
10/15 vs. Bal (London)	Sun. 8:30 a.m.	NFLN/WTVF	16.8/55	197	1
10/29 vs. Atl	Sun. noon	CBS	21.0/60	250	1
11/2 at Pit	Thu. 7:15 p.m.	Prime Video/WTVF*	15.2/36	181	1
11/12 at TB	Sun. noon	CBS	TBA	TBA	TBA
11/19 at Jax	Sun. noon	CBS			
11/26 vs. Car	Sun. noon	FOX			
12/3 vs. Ind	Sun. noon	CBS			
12/11 at Mia	Mon. 7:15 p.m.	ESPN			
12/17 vs. Hou	Sun. noon	CBS			
12/24 vs. Sea	Sun. noon	CBS			
12/31 at Hou	Sun. noon	FOX			
TBD vs. Jax	TBD	TBD			
<b>2023 Regular Season Average</b>			<b>18.9/55</b>	<b>222</b>	

\* Numbers for 11/2 at Pittsburgh are for WTVF only and do not include Prime Video streaming audience

Previous yearly Titans television ratings in the Nashville market (regular season only):

Season	Rtg/Shr/(000)	Season	Rtg/Shr/(000)	Season	Rtg/Shr
2022*	21.2/50/245	2013	25.0/41/259	2005	21.8/42
2021	27.1/50/239	2012	23.5/39/239	2004	26.5/48
2020	25.8/47/239	2011	27.7/46/285	2003	33.4/57
2019	24.1/44/238	2010	30.2/50/313	2002	26.8/49
2018	22.7/39/232	2009	30.9/50/315	2001	24.5/42
2017	19.9/35/204	2008	32.4/55/327	2000	29.1/50
2016	22.0/38/221	2007	28.6/49/276	1999	19.8/35
2015	21.3/37/211	2006	23.0/42/217		
2014	20.7/36/209				

\* New ratings methodology instituted in January 2022, resulting in less meaningful comparisons to prior years across all programming.

## TITANS PODCAST



### The OTP: Official Titans Podcast

Hosted by Mike Keith and Amie Wells, The OTP features contributions from TennesseeTitans.com senior writer/editor Jim Wyatt, Titans Radio analyst Dave McGinnis and various Titans players and guests each week.

TITANS TV PROGRAMMING

Titans All Access

Airs locally throughout the season on Nashville's FOX 17 on Friday nights at 11:05 p.m., on MyTV 30 on Saturdays at 10:30 a.m., and on CW58 on Saturdays at 3 p.m.

Titans All Access also has affiliates in Chattanooga, Knoxville, Memphis, Jackson, Huntsville, Ala., and Paducah, Ky.



The Mike Vrabel Show

Airs throughout the season on Tuesday nights at 6:30 p.m. CT on WKRN Channel 2.



PRESENTED BY **DRAFT KINGS** SPORTSBOOK

Titans Gameday

Chris Harris, Dave McGinnis and Mike Keith get you the last word before kickoff on Titans Gameday, Sundays at 10:30am on WSMV4.

TITANS RADIO



Titans Radio brings football to fans across the Mid-South in one of the NFL's largest radio networks, including Nashville flagship 104.5 The Zone. Play-by-play announcer **Mike Keith** connection with pro football across the Mid-South dates back to 1996, a year before the Oilers arrived in Tennessee, and he became the "Voice of the Titans" in 1999. Former Titans assistant coach and NFL head coach **Dave McGinnis** began serving as Titans Radio's color analyst in 2017, while Titans Radio gameday host **Rhett Bryan's** involvement with the broadcast dates back to 1997. **Amie Wells** has been reporting on the sidelines since 2018. Former Tennessee Volunteer and NFL offensive lineman **Ramon Foster** joins the Titans Radio crew in 2023.

TITANS RADIO WEEKLY PROGRAMMING

- Monday:**  
"The Mike Vrabel Show" | 6-7 p.m. | Titans Radio/104.5 The Zone
- Tuesday:**  
"Mac Talk" with Dave McGinnis & Rhett Bryan | 6-7 p.m. | 104.5 The Zone
- Wednesday:**  
"Titans Tonight" with Keith Bulluck | 6-7 p.m. | Titans Radio/104.5 The Zone
- Sunday (Noon Kickoff):**  
"Countdown to Kickoff" | 10-11 a.m. | 104.5 The Zone  
"Titans Countdown" | 11 a.m.-12 p.m. | Titans Radio/104.5 The Zone  
"Titans Talkback" | 3-5 p.m. | 104.5 The Zone

TITANS RADIO AFFILIATES

Flagship				Tennessee			
Nashville	WGFX	FM	104.5	Waverly	WQMV	FM	93.5
						AM	1060
				Winchester	WCDD	AM	1340
Tennessee				Alabama			
Camden	WRJB	FM	95.9	Birmingham	WJOX	FM	94.5
	WFVL	AM	1220	Bridgeport	WJTW	AM	1480
Chattanooga	WGOW	FM	102.3	Florence	WQLT	FM	107.3
		AM	1150	Huntsville	WUMP	AM	730
Clarksville	WKFN	AM	540			FM	103.9
		FM	104.1	Huntsville	WVNN	AM	770
Cleveland	WCLE	FM	104.1			FM	92.5
Columbia	WKOM	FM	101.7	Scottsboro	WWIC	AM	1050
Cookeville	WKXD	FM	106.9	Kentucky			
Dickson	WDKN	AM	1260	Benton	WCBL	AM	1290
Franklin	WAKM	AM	950	Bowling Green	WPTQ	FM	105.3
Greeneville	WIKQ	FM	103.1	Cadiz	WKDZ	FM	106.5
Jackson	WZDQ	FM	102.3	Columbia	WAIN	FM	101.9
Knoxville	WOKI	FM	98.7			AM	1270
Lebanon	WANT	FM	98.9	Henderson	WSON	AM	860
Lebanon	WCOR	AM	1490			FM	96.5
Lewisburg	WJJM	FM	94.3	Madisonville	WWKY	FM	97.7
Manchester	WMSR	FM	107.9	Owensboro	WVJS	FM	92.9
		AM	1320			AM	1420
Memphis	WKIM	FM	98.9				
Morristown	WCRK	FM	105.7				
Nashville	WGFX	FM	104.5				
Shelbyville	WZNG	FM	100.9				
		AM	1400				
Tri-Cities	WXSM	AM	640				
Union City	WQAK	FM	105.7				

GAME PREVIEW

TEAM NOTES

PLAYER NOTES

MEDIA

STATISTICS

ROSTERS

## NISSAN STADIUM GAMEDAY MEDIA INFORMATION

### MEDIA RELATIONS CONTACTS

Titans Media Relations (Press Box Seats 1-7): (615) 565-4450  
 Robbie Bohren, Vice President, Football Communications  
 Dwight Spradlin, Director of Football Communications  
 Jared Puffer, Associate Director of Football Communications (Field Contact)  
 Kaylee Connors, Coordinator of Football Communications  
 Travis McDaniel, Football Communications Seasonal Assistant (Media Will Call)  
 Visiting Team Media Relations (Press Box Seats 29-32): (615) 565-4452

### DIRECTIONS TO NISSAN STADIUM

**FROM AIRPORT TO NISSAN STADIUM (APPROXIMATELY 15 MINUTES):** Take I-40 West toward Nashville/Memphis to I-24 West (before downtown). Exit at James Robertson Parkway (Exit 48). Turn left at first light (Interstate Drive). Turn right on Woodland Street. Nissan Stadium will be on the left. Follow signs to parking lot ("M" lot on northwest corner/river side of stadium).

### NISSAN STADIUM MEDIA WILL CALL/MEDIA ENTRANCE

The media will call window and media entrance are located in the northwest corner of Nissan Stadium near Gate 6. The media will call window opens three hours prior to kickoff.

### FIELD MEDIA VESTS

All members of the media with field access during the game must wear a media vest. Still and video photographers will be issued tan vests, while team-affiliated photographers and videographers (scoreboard, social, coaches' shows, etc.) will be issued gray vests. Additionally, media with in-game field access will be issued an armband. All vests and armbands must be obtained prior to each game at the check-in table. **Vest check-in is located on the third-floor landing near the press box.** All vests must be returned at the conclusion of the game to Titans personnel or to the vest check-in table.

### NISSAN STADIUM PRESS BOX INTERNET ACCESS

Wireless internet access is available free of charge in the Nissan Stadium press box. The login information will be available upon arrival in the press box. A limited number of ethernet lines also are available. Accessing the wireless network works the same in the Nissan Stadium press box as it does in most areas with free connectivity. Titans staff may be able to assist in a limited manner, but you should first contact your company's I.T. department with any questions.

### FROM NISSAN STADIUM PRESS BOX TO INTERVIEW ROOMS

Take the press box elevator (Level 3) to field level (Level 1). The Titans interview room is immediately on the right. Turn left and continue straight along the concourse to reach the visiting team's interview room (white line).

### POSTGAME POLICIES

Reporters with press box credentials will not be allowed on the field during pre-game activities or during the game itself. Press box credentials do NOT provide access to the field at the two-minute warning in the fourth quarter. Media will be allowed to gather in the Titans interview room to watch the end of the game or remain in the press box to make the short walk down to the field level at the conclusion of the game. Interviews with Titans players are not permitted on the field following the game. The press conference will begin approximately 10 minutes following the conclusion of the game and will be held in the interview room across from the Titans locker room. Key players also will be brought to the interview room. Simultaneously, the locker room will open to credentialed media members with a working function. The press conference audio will be played live over the press box speakers.

### POSTGAME QUOTES

Quotes from each team's head coach and key players will be transcribed and distributed throughout the Nissan Stadium press box following the game. The quotes also will be available at [www.TennesseeTitans.com/media](http://www.TennesseeTitans.com/media).

### POOL REPORTS

Pool reporters are assigned by the Pro Football Writers of America. Requests for pool reports with game officials must be made in advance through the home team's media relations. Interviews will be conducted virtually. Pool reports will be recorded, transcribed and then distributed in the press box.

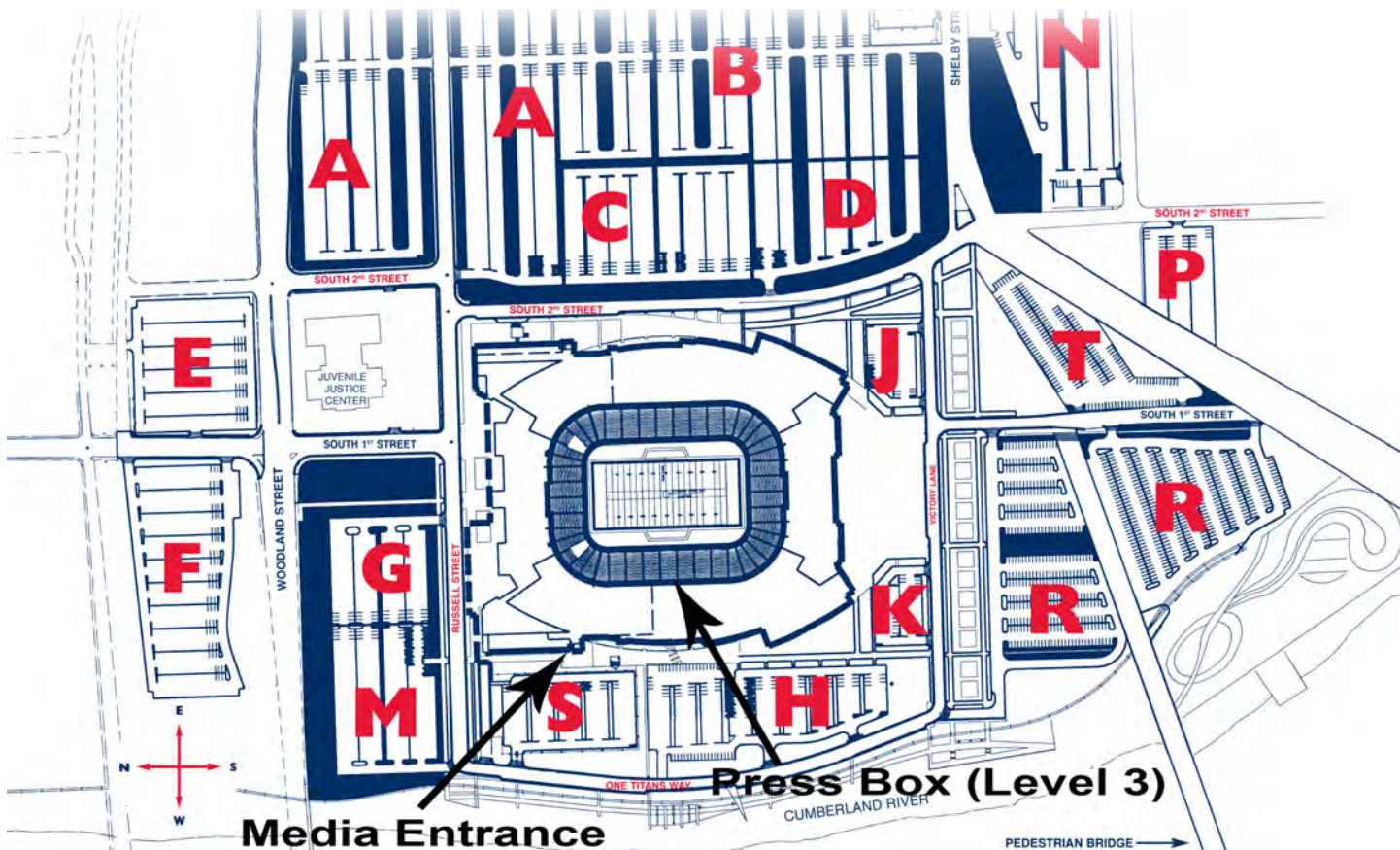
### EXITING NISSAN STADIUM

**FROM NISSAN STADIUM PRESS BOX TO STADIUM EXIT:** Cross the press box catwalk to the third floor lobby. Take the stairs or elevator one floor down to Level 2. Exit through the doors and walk right to get to the "M" lot.

**FROM NISSAN STADIUM TO AIRPORT (APPROXIMATELY 15 MINUTES):** Take I-24 East toward Chattanooga to I-40 East toward Knoxville. The airport is at Exit 216A.

## NISSAN STADIUM PARKING AND MEDIA ENTRANCE

The media will call window and media entrance are located in the northwest corner of Nissan Stadium near Gate 6. The media will call window opens three hours prior to kickoff.



## 2023 NFL SCHEDULE

Games grouped by start times and listed alphabetically by home team. Times listed are local.

## WEEK 1

**Thursday, September 7, 2023**

Det at KC (Thu) Detroit, 21-20

**Sunday, September 10, 2023**

Car at Atl Atlanta, 24-10

Hou at Bal Baltimore, 25-9

Cin at Cle Cleveland, 24-3

Jax at Ind Jacksonville, 31-21

TB at Min Tampa Bay, 20-17

Ten at NO New Orleans, 16-15

SF at Pit San Francisco, 30-7

Ari at Was Washington, 20-16

GB at Chi Green Bay, 38-20

LV at Den Las Vegas, 17-16

Mia at LAC Miami, 36-34

Phi at NE Philadelphia, 25-20

LAR at Sea LA Rams, 30-13

Dal at NYG Dallas, 40-0

**Monday, September 11, 2023**

Buf at NYJ (Mon) NY Jets, 22-16 (OT)

## WEEK 2

**Thursday, September 14, 2023**

Min at Phi (Thu) Philadelphia, 34-28

**Sunday, September 17, 2023**

GB at Atl Atlanta, 25-24

LV at Buf Buffalo, 38-10

Bal at Cin Baltimore, 27-24

Sea at Det Seattle, 37-31 (OT)

Ind at Hou Indianapolis, 31-20

KC at Jax Kansas City, 17-9

Chi at TB Tampa Bay, 27-17

LAC at Ten Tennessee, 27-24 (OT)

NYG at Ari NY Giants, 31-28

SF at LAR San Francisco, 30-23

NYJ at Dal Dallas, 30-10

Was at Den Washington, 35-33

Mia at NE Miami, 24-17

**Monday, September 18, 2023**

NO at Car (Mon) New Orleans, 20-17

Cle at Pit (Mon) Pittsburgh, 26-22

## WEEK 3

**Thursday, September 21, 2023**

NYG at SF (Thu) San Francisco, 30-12

**Sunday, September 24, 2023**

Ind at Bal Indianapolis, 22-19 (OT)

Ten at Cle Cleveland, 27-3

Atl at Det Detroit, 20-6

NO at GB Green Bay, 18-17

Hou at Jax Houston, 37-17

Den at Mia Miami, 70-20

LAC at Min L.A. Chargers, 28-24

NE at NYJ New England, 15-10

Buf at Was Buffalo, 37-3

Car at Sea Seattle, 37-27

Dal at Ari Arizona, 28-16

Chi at KC Kansas City, 41-10

Pit at LV Pittsburgh, 23-18

**Monday, September 25, 2023**

Phi at TB (Mon) Philadelphia, 25-11

LAR at Cin (Mon) Cincinnati, 19-16

## WEEK 4

**Thursday, September 28, 2023**

Det at GB (Thu) Detroit, 34-20

**Sunday, October 1, 2023**

Atl vs Jax (Wembley) Jacksonville, 23-7

Mia at Buf Buffalo, 48-20

Min at Car Minnesota, 21-13

Den at Chi Denver, 31-28

Bal at Cle Baltimore, 28-3

Pit at Hou Houston, 30-6

LAR at Ind LA Rams, 29-23 (OT)

TB at NO Tampa Bay, 26-9

Was at Phi Philadelphia, 34-31 (OT)

Cin at Ten Tennessee, 27-3

LV at LAC LA Chargers, 24-17

NE at Dal Dallas, 38-3

Ari at SF San Francisco, 35-16

KC at NYJ Kansas City, 23-20

**Monday, October 2, 2023**

Sea at NYG (Mon) Seattle, 24-3

## WEEK 5

**Thursday, October 5, 2023**

Chi at Was (Thu) Chicago, 40-20

**Sunday, October 8, 2023**

Jax vs Buf (Tottenham) Jacksonville, 25-20

Hou at Atl Atlanta, 21-19

Car at Det Detroit, 42-24

Ten at Ind Indianapolis, 23-16

NYG at Mia Miami, 31-16

NO at NE New Orleans, 34-0

Bal at Pit Pittsburgh, 17-10

Cin at Ari Cincinnati, 34-20

Phi at LAR Philadelphia, 23-14

NYJ at Den New York Jets, 31-21

KC at Min Kansas City, 27-20

Dal at SF San Francisco, 42-10

**Monday, October 9, 2023**

GB at LV (Mon) Las Vegas, 17-13

## WEEK 6

**Thursday, October 12, 2023**

Den at KC (Thu) Kansas City, 19-8

**Sunday, October 15, 2023**

Bal vs Ten (Tottenham) Baltimore, 24-16

Was at Atl Washington, 24-16

Min at Chi Minnesota, 19-13

Sea at Cin Cincinnati, 17-13

SF at Cle Cleveland, 19-17

NO at Hou Houston, 20-13

Ind at Jax Jacksonville, 37-20

Car at Mia Miami, 42-21

NE at LV Las Vegas, 21-17

Ari at LAR L.A. Rams, 26-9

Phi at NYJ N.Y. Jets, 20-14

Det at TB Detroit, 20-6

NYG at Buf Buffalo, 14-9

**Monday, October 16, 2023**

Dal at LAC (Mon) Dallas, 20-17

## WEEK 7

**Thursday, October 19, 2023**

Jax at NO (Thu) Jacksonville, 31-24

**Sunday, October 22, 2023**

Det at Bal Baltimore, 38-6

LV at Chi Chicago, 30-12

Cle at Ind Cleveland, 39-38

Buf at NE New England, 29-25

Was at NYG N.Y. Giants, 14-7

Atl at TB Atlanta, 16-13

Pit at LAR Pittsburgh, 24-17

Ari at Sea Seattle, 20-10

GB at Den Denver, 19-17

LAC at KC Kansas City, 31-17

Mia at Phi Philadelphia, 31-17

**Monday, October 23, 2023**

SF at Min (Mon) Minnesota, 22-17

## WEEK 8

**Thursday, October 26, 2023**

TB at Buf (Thu) Buffalo, 24-18

**Sunday, October 29, 2023**

Hou at Car Carolina, 15-13

LAR at Dal Dallas, 43-20

Min at GB Minnesota, 24-10

NO at Ind New Orleans, 38-27

NE at Mia Miami, 31-17

NYJ at NYG NY Jets, 13-10 (OT)

Jax at Pit Jacksonville, 20-10

Atl at Ten Tennessee, 28-23

Phi at Was Philadelphia, 38-31

Cle at Sea Seattle, 24-20

Bal at Ari Baltimore, 31-24

KC at Den Denver, 24-9

Cin at SF Cincinnati, 31-17

Chi at LAC LA Chargers, 30-13

**Monday, October 30, 2023**

LV at Det (Mon) Detroit, 26-14

## WEEK 9

**Thursday, November 2, 2023**

Ten at Pit (Thu) Pittsburgh, 20-16

**Sunday, November 5, 2023**

Mia vs KC (Frankfurt) Kansas City, 21-14

Min at Atl Minnesota, 31-28

Sea at Bal Baltimore, 37-3

Ari at Cle Cleveland, 27-0

LAR at GB Green Bay, 20-3

TB at Hou Houston, 39-37

Was at NE Washington, 20-17

Chi at NO New Orleans, 24-17

Ind at Car Indianapolis, 27-13

NYG at LV Las Vegas, 30-6

Dal at Phi Philadelphia, 28-23

Buf at Cin Cincinnati, 24-18

**Monday, November 6, 2023**

LAC at NYJ (Mon) LA Chargers, 27-6

## WEEK 10

**Thursday, November 9, 2023**

Car at Chi (Thu) Chicago, 16-13

**Sunday, November 12, 2023**

Ind vs NE (Frankfurt) Indianapolis, 10-6

Cle at Bal Cleveland, 33-31



## 2023 NFL SCHEDULE

Hou at Cin	Houston, 30-27
SF at Jax	San Francisco, 34-3
NO at Min	Minnesota, 27-19
GB at Pit	Pittsburgh, 23-19
Ten at TB	Tampa Bay, 20-6
Atl at Ari	Arizona, 25-23
Det at LAC	Detroit, 41-38
NYG at Dal	Dallas, 49-17
Was at Sea	Seattle, 29-26
NYJ at LV	Las Vegas, 16-12

**Monday, November 13, 2023**

Den at Buf (Mon)	8:15p (ET)	ESPN
------------------	------------	------

**WEEK 11**

**Thursday, November 16, 2023**

Cin at Bal (Thu)	8:15p (ET)	Prime Video
------------------	------------	-------------

**Sunday, November 19, 2023**

Dal at Car	1:00p (ET)	FOX
Pit at Cle	1:00p (ET)	CBS
Chi at Det	1:00p (ET)	FOX
LAC at GB	12:00p (CT)	FOX
Ari at Hou	12:00p (CT)	CBS
Ten at Jax	1:00p (ET)	CBS
LV at Mia	1:00p (ET)	CBS
NYG at Was	1:00p (ET)	FOX
TB at SF	1:05p (PT)	FOX
NYJ at Buf	4:25p (ET)	CBS
Sea at LAR	1:25p (PT)	CBS
Min at Den	6:20p (MT)	NBC*

**Monday, November 20, 2023**

Phi at KC (Mon)	7:15p (CT)	ESPN/ABC
-----------------	------------	----------

**WEEK 12**

**Thursday, November 23, 2023**

GB at Det	12:30p (ET)	FOX
Was at Dal	3:30p (CT)	CBS
SF at Sea	5:20p (PT)	NBC

**Friday, November 24, 2023**

Mia at NYJ	3:00p (ET)	Prime Video
------------	------------	-------------

**Sunday, November 26, 2023**

NO at Atl	1:00p (ET)	FOX
Pit at Cin	1:00p (ET)	CBS
Jax at Hou	12:00p (CT)	CBS
TB at Ind	1:00p (ET)	CBS
NE at NYG	1:00p (ET)	FOX
Car at Ten	12:00p (CT)	FOX
LAR at Ari	2:05p (MST)	FOX
Cle at Den	2:05p (MT)	FOX
KC at LV	1:25p (PT)	CBS
Buf at Phi	4:25p (ET)	CBS
Bal at LAC	5:20p (PT)	NBC*

**Monday, November 27, 2023**

Chi at Min (Mon)	7:15p (CT)	ESPN*
------------------	------------	-------

**WEEK 13**

**Thursday, November 30, 2023**

Sea at Dal (Thu)	7:15p (CT)	Prime Video
------------------	------------	-------------

**Sunday, December 3, 2023**

LAC at NE	1:00p (ET)	CBS
Det at NO	12:00p (CT)	FOX
Atl at NYJ	1:00p (ET)	FOX
Ari at Pit	1:00p (ET)	CBS
Car at TB	1:00p (ET)	CBS
Ind at Ten	12:00p (CT)	CBS

Mia at Was	1:00p (ET)	FOX
Den at Hou	3:05p (CT)	CBS
Cle at LAR	1:25p (PT)	FOX
SF at Phi	4:25p (ET)	FOX
KC at GB	7:20p (CT)	NBC*

**Monday, December 4, 2023**

Cin at Jax (Mon)	8:15p (ET)	ESPN*
------------------	------------	-------

**WEEK 14**

**Thursday, December 7, 2023**

NE at Pit (Thu)	8:15p (ET)	Prime Video
-----------------	------------	-------------

**Sunday, December 10, 2023**

TB at Atl	1:00p (ET)	CBS
LAR at Bal	1:00p (ET)	FOX
Det at Chi	12:00p (CT)	FOX
Ind at Cin	1:00p (ET)	CBS
Jax at Cle	1:00p (ET)	CBS
Car at NO	12:00p (CT)	FOX
Hou at NYJ	1:00p (ET)	CBS
Min at LV	1:05p (PT)	FOX
Sea at SF	1:05p (PT)	FOX
Buf at KC	3:25p (CT)	CBS
Den at LAC	1:25p (PT)	CBS
Phi at Dal	7:20p (CT)	NBC*

**Monday, December 11, 2023**

Ten at Mia (Mon)	8:15p (ET)	ESPN*
GB at NYG (Mon)	8:15p (ET)	ABC*

**WEEK 15**

**Thursday, December 14, 2023**

LAC at LV (Thu)	5:15p (PT)	Prime Video
-----------------	------------	-------------

**Saturday, December 16, 2023**

TBD	TBD	NFLN
TBD	TBD	NFLN
TBD	TBD	NFLN

**Saturday Pool Date/Time/Network TBD**

Atl at Car	TBD	TBD
Min at Cin	TBD	TBD
Chi at Cle	TBD	TBD
Den at Det	TBD	TBD
Pit at Ind	TBD	TBD

**Sunday, December 17, 2023**

TB at GB	12:00p (CT)	FOX
NYJ at Mia	1:00p (ET)	CBS
NYG at NO	12:00p (CT)	FOX
Hou at Ten	12:00p (CT)	CBS
SF at Ari	2:05p (MST)	CBS
Was at LAR	1:05p (PT)	CBS
Dal at Buf	4:25p (ET)	FOX
Phi at Sea	1:25p (PT)	FOX
Bal at Jax	8:20p (ET)	NBC*

**Monday, December 18, 2023**

KC at NE (Mon)	8:15p (ET)	ESPN*
----------------	------------	-------

**WEEK 16**

**Thursday, December 21, 2023**

NO at LAR (Thu)	5:15p (PT)	Prime Video
-----------------	------------	-------------

**Saturday, December 23, 2023**

Cin at Pit (Sat)	4:30p (ET)	NBC
Buf at LAC (Sat)	5:00p (PT)	Peacock

**Sunday, December 24, 2023**

Ind at Atl	1:00p (ET)	FOX
GB at Car	1:00p (ET)	FOX
Cle at Hou	12:00p (CT)	CBS

Det at Min	12:00p (CT)	FOX
Was at NYJ	1:00p (ET)	CBS
Sea at Ten	12:00p (CT)	CBS
Jax at TB	4:05p (ET)	CBS
Ari at Chi	3:25p (CT)	FOX
Dal at Mia	4:25p (ET)	FOX
NE at Den	6:15p (MT)	NFLN

**Monday, December 25, 2023**

LV at KC (Mon)	12:00p (CT)	CBS
NYG at Phi (Mon)	4:30p (ET)	FOX
Bal at SF (Mon)	5:15p (PT)	ABC

**WEEK 17**

**Thursday, December 28, 2023**

NYJ at Cle (Thu)	8:15p (ET)	Prime Video
------------------	------------	-------------

**Saturday, December 30, 2023**

Det at Dal (Sat)	7:15p (CT)	ESPN/ABC
------------------	------------	----------

**Sunday, December 31, 2023**

Mia at Bal	1:00p (ET)	CBS
NE at Buf	1:00p (ET)	CBS
Atl at Chi	12:00p (CT)	CBS
Ten at Hou	12:00p (CT)	FOX
LV at Ind	1:00p (ET)	CBS
Car at Jax	1:00p (ET)	CBS
LAR at NYG	1:00p (ET)	FOX
Ari at Phi	1:00p (ET)	FOX
NO at TB	1:00p (ET)	FOX
SF at Was	1:00p (ET)	FOX
Pit at Sea	1:05p (PT)	FOX
LAC at Den	2:25p (MT)	CBS
Cin at KC	3:25p (CT)	CBS
GB at Min	7:20p (CT)	NBC*

**WEEK 18**

**Saturday, January 6, 2024**

Game TBD	TBD	ESPN/ABC*
Game TBD	TBD	ESPN/ABC*

**Sunday, January 7, 2024**

Games TBD	TBD	CBS*
Games TBD	TBD	FOX*
Games TBD	TBD	CBS*
Games TBD	TBD	FOX*
Game TBD	TBD	NBC*

**Week 18 Game Pool Date/Time/Network TBD**

Sea at Ari	TBD	TBD
Pit at Bal	TBD	TBD
TB at Car	TBD	TBD
Cle at Cin	TBD	TBD
Min at Det	TBD	TBD
Chi at GB	TBD	TBD
Hou at Ind	TBD	TBD
KC at LAC	TBD	TBD
Den at LV	TBD	TBD
Buf at Mia	TBD	TBD
NYJ at NE	TBD	TBD
Atl at NO	TBD	TBD
Phi at NYG	TBD	TBD
LAR at SF	TBD	TBD
Jax at Ten	TBD	TBD
Dal at Was	TBD	TBD

\* - Select Prime Time games subject to change;  
Week 18 games TBD

GAME PREVIEW

TEAM NOTES

PLAYER NOTES

MEDIA

STATISTICS

ROSTERS

## 2023 NFL DIVISIONAL STANDINGS

<b>AFC East</b>	W	L	T	Pct	Home	Road	Conf	Div
Miami Dolphins	6	3	0	.667	4-0-0	2-3-0	4-2-0	2-1-0
Buffalo Bills	5	4	0	.556	4-1-0	1-3-0	2-4-0	1-2-0
New York Jets	4	5	0	.444	2-3-0	2-2-0	2-4-0	1-1-0
New England Patriots	2	8	0	.200	1-5-0	1-3-0	2-4-0	2-2-0

<b>AFC North</b>	W	L	T	Pct	Home	Road	Conf	Div
Baltimore Ravens	7	3	0	.700	3-2-0	4-1-0	4-3-0	2-2-0
Pittsburgh Steelers	6	3	0	.667	4-2-0	2-1-0	4-2-0	2-0-0
Cleveland Browns	6	3	0	.667	4-1-0	2-2-0	4-2-0	2-2-0
Cincinnati Bengals	5	4	0	.556	3-2-0	2-2-0	1-4-0	0-2-0

<b>AFC South</b>	W	L	T	Pct	Home	Road	Conf	Div
Jacksonville Jaguars	6	3	0	.667	2-3-0	4-0-0	4-2-0	2-1-0
Houston Texans	5	4	0	.556	3-1-0	2-3-0	3-2-0	1-1-0
Indianapolis Colts	5	5	0	.500	1-4-0	4-1-0	4-3-0	2-2-0
Tennessee Titans	3	6	0	.333	3-1-0	0-5-0	2-4-0	0-1-0

<b>AFC West</b>	W	L	T	Pct	Home	Road	Conf	Div
Kansas City Chiefs	7	2	0	.778	4-1-0	3-1-0	5-1-0	2-1-0
Las Vegas Raiders	5	5	0	.500	4-1-0	1-4-0	3-3-0	1-1-0
Los Angeles Chargers	4	5	0	.444	2-3-0	2-2-0	2-3-0	1-1-0
Denver Broncos	3	5	0	.375	2-3-0	1-2-0	1-4-0	1-2-0

<b>NFC East</b>	W	L	T	Pct	Home	Road	Conf	Div
Philadelphia Eagles	8	1	0	.889	4-0-0	4-1-0	6-0-0	3-0-0
Dallas Cowboys	6	3	0	.667	4-0-0	2-3-0	3-3-0	2-1-0
Washington Commanders	4	6	0	.400	1-3-0	3-3-0	2-5-0	0-3-0
New York Giants	2	8	0	.200	1-3-0	1-5-0	2-4-0	1-2-0

<b>NFC North</b>	W	L	T	Pct	Home	Road	Conf	Div
Detroit Lions	7	2	0	.778	3-1-0	4-1-0	4-1-0	1-0-0
Minnesota Vikings	6	4	0	.600	2-3-0	4-1-0	6-2-0	2-0-0
Green Bay Packers	3	6	0	.333	2-2-0	1-4-0	3-3-0	1-2-0
Chicago Bears	3	7	0	.300	2-3-0	1-4-0	2-4-0	0-2-0

<b>NFC South</b>	W	L	T	Pct	Home	Road	Conf	Div
New Orleans Saints	5	5	0	.500	2-2-0	3-3-0	2-3-0	1-1-0
Tampa Bay Buccaneers	4	5	0	.444	2-3-0	2-2-0	3-3-0	1-1-0
Atlanta Falcons	4	6	0	.400	3-2-0	1-4-0	3-4-0	2-0-0
Carolina Panthers	1	8	0	.111	1-3-0	0-5-0	0-6-0	0-2-0

<b>NFC West</b>	W	L	T	Pct	Home	Road	Conf	Div
San Francisco 49ers	6	3	0	.667	3-1-0	3-2-0	4-1-0	2-0-0
Seattle Seahawks	6	3	0	.667	4-1-0	2-2-0	5-1-0	1-1-0
Los Angeles Rams	3	6	0	.333	1-3-0	2-3-0	2-4-0	2-1-0
Arizona Cardinals	2	8	0	.200	2-3-0	0-5-0	2-5-0	0-3-0

x - Clinched Playoffs; y - Clinched Division; z - Clinched Home Field

## TITANS OFFENSIVE AND DEFENSIVE RANKINGS BY THE WEEK AND BY THE SEASON

2023 Season		NFL OFFENSE			AFC OFFENSE		
Week	Opp.	Tot	Rush	Pass	Tot	Rush	Pass
1	at NO	14	12	17	7	5	10
2	LAC	21	11	22	11	5	13
3	at Cle	30	25T	29	14	12	14
4	Cin	28	15	28	13	8	14
5	at Ind	24	18	28	11	10	14
6	Bal	26	17	29	12	10	14
7	Bye	28	19	30	13	11	14
8	Atl	24	13	29	11	6	14
9	at Pit	23	12	26	11	6	13
10	at TB	27	16	27T	13	8	14
11	at Jax						
12	Car						
13	Ind						
14	at Mia						
15	Hou						
16	Sea						
17	at Hou						
18	Jax						

2023 Season		NFL DEFENSE			AFC DEFENSE		
Week	Opp.	Tot	Rush	Pass	Tot	Rush	Pass
1	at NO	23	5	26	10	3	13
2	LAC	20	3T	28	9	1	14
3	at Cle	17	5	27	7	2	14
4	Cin	12	4	23	6	1	11
5	at Ind	15	9	23	6	4	11
6	Bal	18	13	21	7	5	10
7	Bye	17	14	22	7	6	11
8	Atl	22	16	19	10	7	9
9	at Pit	20	19	16	10	10	8
10	at TB	19	16	17	9	8	8
11	at Jax						
12	Car						
13	Ind						
14	at Mia						
15	Hou						
16	Sea						
17	at Hou						
18	Jax						

**Final regular season offensive rankings:**

Year	Tot	Rush	Pass
Titans in 2022	30	13	30
Titans in 2021	17	5	24
Titans in 2020	2T	2	23
Titans in 2019	12	3	21
Titans in 2018	25	7	29
Titans in 2017	23	15	23
Titans in 2016	11	3	25
Titans in 2015	30	25	25T
Titans in 2014	29	26	22
Titans in 2013	22	14	21
Titans in 2012	26	21	22
Titans in 2011	17	31	12
Titans in 2010	27	17	25
Titans in 2009	12	2	23
Titans in 2008	21	7	27
Titans in 2007	21	5	27
Titans in 2006	27	5	30
Titans in 2005	17	23	9
Titans in 2004	11	14	10
Titans in 2003	8	26	5
Titans in 2002	17	11	20
Titans in 2001	8	12	8T
Titans in 2000	14	7	16
Titans in 1999	13	13	13T

**Final regular season defensive rankings:**

Year	Tot	Rush	Pass
Titans in 2022	23	1	32
Titans in 2021	12	2	25
Titans in 2020	28	19	29
Titans in 2019	21	12	24
Titans in 2018	8	18	6
Titans in 2017	13	4	25
Titans in 2016	20	2	30
Titans in 2015	12	18	7
Titans in 2014	27	31	15
Titans in 2013	14	20	11
Titans in 2012	27	24	26
Titans in 2011	18T	24	14
Titans in 2010	26	20	29
Titans in 2009	28	11T	31
Titans in 2008	7	6	9
Titans in 2007	5	5	10
Titans in 2006	32	30	27
Titans in 2005	19	22	17
Titans in 2004	27	18	26
Titans in 2003	12	1	30
Titans in 2002	10	2	25
Titans in 2001	25	5	31
Titans in 2000	1	3	1
Titans in 1999	17	10	25

GAME PREVIEW

TEAM NOTES

PLAYER NOTES

MEDIA

STATISTICS

ROSTERS



## 2023 TENNESSEE TITANS REGULAR SEASON STATISTICS

**Won 3, Lost 6**

Date	W-L	Score	OT	Opponent	Attendance
09/10	L	15-16		at New Orleans	70,024
09/17	W	27-24	OT	L.A. Chargers	67,438
09/24	L	3-27		at Cleveland	67,919
10/01	W	27-3		Cincinnati	68,951
10/08	L	16-23		at Indianapolis	65,287
10/15	L	16-24		Baltimore	61,011
10/29	W	28-23		Atlanta	68,008
11/02	L	16-20		at Pittsburgh	65,969
11/12	L	6-20		at Tampa Bay	62,725
11/19				at Jacksonville	
11/26				Carolina	
12/03				Indianapolis	
12/11				at Miami	
12/17				Houston	
12/24				Seattle	
12/31				at Houston	
01/07				Jacksonville	

Statistic	Tenn.	Opp.
<b>Total First Downs</b>	<b>157</b>	<b>170</b>
Rushing	49	52
Passing	80	100
Penalty	28	18
3rd Down: Made/Att	38/114	50/123
3rd Down Pct.	33.3	40.7
4th Down: Made/Att	5/10	5/8
4th Down Pct.	50.0	62.5
<b>Possession Avg.</b>	<b>29:44</b>	<b>30:16</b>
<b>Total Net Yards</b>	<b>2625</b>	<b>3042</b>
Avg. Per Game	291.7	338.0
Total Plays	527	565
Avg. Per Play	5.0	5.4
<b>Net Yards Rushing</b>	<b>958</b>	<b>995</b>
Avg. Per Game	106.4	110.6
Total Rushes	222	255
<b>Net Yards Passing</b>	<b>1667</b>	<b>2047</b>
Avg. Per Game	185.2	227.4
Sacked/Yards Lost	33/236	24/177
Gross Yards	1903	2224
Att./Completions	272/163	286/195
Completion Pct.	59.9	68.2
Had Intercepted	8	3
<b>Punts/Average</b>	<b>38/52.7</b>	<b>38/45.9</b>
Net Punting Avg.	38/44.0	38/40.5
<b>Penalties/Yards</b>	<b>54/439</b>	<b>58/462</b>
<b>Fumbles/Ball Lost</b>	<b>6/2</b>	<b>10/4</b>
<b>Touchdowns</b>	<b>13</b>	<b>15</b>
Rushing	6	5
Passing	7	10
Returns	0	0

Score By Periods	Q1	Q2	Q3	Q4	OT	PTS
<b>Team</b>	<b>28</b>	<b>57</b>	<b>40</b>	<b>26</b>	<b>3</b>	<b>154</b>
<b>Opponents</b>	<b>35</b>	<b>49</b>	<b>43</b>	<b>53</b>	<b>0</b>	<b>180</b>

Scoring	TD	Rush	Rec	Ret	K-PAT	FG	S	PTS
Folk	0	0	0	0	13/13	21/22	0	76
Henry	4	4	0	0			0	24
Hopkins	3	0	3	0			0	18
Westbrook-	3	0	3	0			0	18
Spears	1	1	0	0			0	6
Tannehill	1	1	0	0			0	6
Whyte	1	0	1	0			0	6
<b>Team</b>	<b>13</b>	<b>6</b>	<b>7</b>	<b>0</b>	<b>13/13</b>	<b>21/22</b>	<b>0</b>	<b>154</b>
<b>Opponents</b>	<b>15</b>	<b>5</b>	<b>10</b>	<b>0</b>	<b>13/14</b>	<b>25/25</b>	<b>0</b>	<b>180</b>

2-Pt Conv: TM 0-0, OPP 1-1

**Sacks:** Autry 6, Landry 5, J. Simmons 4.5, Key 2.5, McCreary 2, Al-Shaair 1, Gibbens 1, Gipson 1, Tart 1, **TM 24, OPP 33**  
**FUM/Lost:** Tannehill 3/0, C. Moore 1/0, Philips 1/1, Willis 1/1

Passing	Att	Cmp	Yds	Cmp%	Yds/Att	TD	TD%	Int	Int%	Long	Sack/Lost	Rating
Tannehill	158	98	1128	62.0	7.14	2	1.3	6	3.8	70	19/135	71.9
Levis	107	60	699	56.1	6.53	4	3.7	2	1.9	61t	10/71	80.7
Willis	5	4	74	80.0	14.80	0	0.0	0	0.0	48	4/30	118.8
Henry	2	1	2	50.0	1.00	1	50.0	0	0.0	2t	0/0	95.8
<b>Team</b>	<b>272</b>	<b>163</b>	<b>1903</b>	<b>59.9</b>	<b>7.00</b>	<b>7</b>	<b>2.6</b>	<b>8</b>	<b>2.9</b>	<b>70</b>	<b>33/236</b>	<b>77.5</b>
<b>Opponents</b>	<b>286</b>	<b>195</b>	<b>2224</b>	<b>68.2</b>	<b>7.78</b>	<b>10</b>	<b>3.5</b>	<b>3</b>	<b>1.0</b>	<b>52</b>	<b>24/177</b>	<b>98.6</b>

Rushing	No.	Yds	Avg	Long	TD
Henry	148	625	4.2	63	4
Spears	44	234	5.3	23	1
Tannehill	12	40	3.3	13	1
Willis	5	21	4.2	11	0
Burks	2	14	7.0	9	0
Levis	8	13	1.6	5	0
Hopkins	1	5	5.0	5	0
Okonkwo	1	4	4.0	4	0
Hooker	1	2	2.0	2	0
<b>Team</b>	<b>222</b>	<b>958</b>	<b>4.3</b>	<b>63</b>	<b>6</b>
<b>Opponents</b>	<b>255</b>	<b>995</b>	<b>3.9</b>	<b>56t</b>	<b>5</b>

Receiving	No.	Yds	Avg	Long	TD
Hopkins	38	591	15.6	61t	3
Okonkwo	27	200	7.4	20	0
Spears	26	166	6.4	48	0
Westbrook-Ikhine	19	233	12.3	33t	3
Henry	19	161	8.5	46	0
Philips	11	159	14.5	29	0
C. Moore	8	190	23.8	49	0
Burks	8	122	15.3	70	0
Whyte	6	60	10.0	24	1
Wesco	1	21	21.0	21	0
<b>Team</b>	<b>163</b>	<b>1903</b>	<b>11.7</b>	<b>70</b>	<b>7</b>
<b>Opponents</b>	<b>195</b>	<b>2224</b>	<b>11.4</b>	<b>52</b>	<b>10</b>

Interceptions	No.	Yds	Avg	Long	TD
McCreary	1	18	18.0	18	0
Hooker	1	10	10.0	10	0
Murphy-Bunting	1	10	10.0	10	0
<b>Team</b>	<b>3</b>	<b>38</b>	<b>12.7</b>	<b>18</b>	<b>0</b>
<b>Opponents</b>	<b>8</b>	<b>67</b>	<b>8.4</b>	<b>28</b>	<b>0</b>

Punting	No.	Yds	Avg	Net	TB	In	Lg	B
Stonehouse	38	2004	52.7	44.0	6	20	74	0
<b>Team</b>	<b>38</b>	<b>2004</b>	<b>52.7</b>	<b>44.0</b>	<b>6</b>	<b>20</b>	<b>74</b>	<b>0</b>
<b>Opponents</b>	<b>38</b>	<b>1743</b>	<b>45.9</b>	<b>40.5</b>	<b>1</b>	<b>15</b>	<b>62</b>	<b>0</b>

Punt Returns	Ret	FC	Yds	Avg	Long	TD
Garror	10	3	62	6.2	15	0
K. Jackson	6	3	48	8.0	14	0
Kinsey	4	1	50	12.5	21	0
Philips	4	0	23	5.8	12	0
<b>Team</b>	<b>24</b>	<b>7</b>	<b>183</b>	<b>7.6</b>	<b>21</b>	<b>0</b>
<b>Opponents</b>	<b>18</b>	<b>4</b>	<b>212</b>	<b>11.8</b>	<b>70</b>	<b>0</b>

Kickoff Returns	No.	Yds	Avg	Long	TD
Spears	5	95	19.0	29	0
Philips	1	13	13.0	13	0
<b>Team</b>	<b>6</b>	<b>108</b>	<b>18.0</b>	<b>29</b>	<b>0</b>
<b>Opponents</b>	<b>15</b>	<b>326</b>	<b>21.7</b>	<b>29</b>	<b>0</b>

Field Goals	1-19	20-29	30-39	40-49	50+
Folk	0/0	6/6	8/8	4/4	3/4
<b>Team</b>	<b>0/0</b>	<b>6/6</b>	<b>8/8</b>	<b>4/4</b>	<b>3/4</b>
<b>Opponents</b>	<b>0/0</b>	<b>11/11</b>	<b>8/8</b>	<b>4/4</b>	<b>2/2</b>

Folk: (50G,27G,31G,45G,29G)(33G,41G)(44G)(53G, 35G)(27G,53G,34G)  
 (26G,27G,38G)(36G,36G,48G) (38G,51N,27G)  
 OPP:(26G,33G,52G)(27G,30G,33G)(48G,52G)(21G)(43G,35G,28G)  
 (41G,28G,23G,29G,20G,36G)(29G,49G, 39G)(29G,30G)(25G,35G)

GAME PREVIEW

TEAM NOTES

PLAYER NOTES

MEDIA

STATISTICS

ROSTERS

## 2023 TENNESSEE TITANS REGULAR SEASON DEFENSIVE STATISTICS

PLAYER	TACKLES			SACKS		INTERCEPTIONS						FUMBLES			
	Tot	Solo	Asst	Sk	Yds	QBP	TFL	No	Yds	Lg	TD	PD	FF	FR	Yds
Al-Shaair, Azeez	89	39	50	1.0	2.0	6	4	0	0	0	0	3	0	1	0
Gibbens, Jack	60	36	24	1.0	9.0	4	2	0	0	0	0	1	0	0	0
Hooker, Amani	50	40	10	0.0	0.0	2	3	1	10	10	0	4	0	0	0
Byard, Kevin	47	30	17	0.0	0.0	1	0	0	0	0	0	0	0	1	0
Molden, Elijah	39	23	16	0.0	0.0	1	1	0	0	0	0	1	0	0	0
Fulton, Kristian	38	30	8	0.0	0.0	0	2	0	0	0	0	5	0	0	0
McCreary, Roger	36	24	12	2.0	25.0	4	3	1	18	18	0	1	1	0	0
Simmons, Jeffery	36	23	13	4.5	30.0	30	7	0	0	0	0	1	1	0	0
Landry III, Harold	32	20	12	5.0	28.0	19	6	0	0	0	0	0	0	0	0
Murphy-Bunting, Sean	32	21	11	0.0	0.0	1	0	1	10	10	0	4	2	1	5
Autry, Denico	30	16	14	6.0	48.5	27	6	0	0	0	0	3	1	0	0
Peko, Kyle	15	8	7	0.0	0.0	0	2	0	0	0	0	0	0	0	0
Tart, Teair	15	11	4	1.0	7.0	10	5	0	0	0	0	0	0	0	0
Avery, Tre	14	12	2	0.0	0.0	0	1	0	0	0	0	1	0	0	0
Key, Arden	14	4	10	2.5	19.5	31	2	0	0	0	0	1	0	0	0
Johnson, Jaleel	11	6	5	0.0	0.0	0	0	0	0	0	0	0	0	0	0
Garror, Eric	10	9	1	0.0	0.0	2	1	0	0	0	0	0	0	0	0
Jones, Naquan	8	0	8	0.0	0.0	4	0	0	0	0	0	0	0	0	0
Gipson, Trevis	6	1	5	1.0	8.0	6	0	0	0	0	0	0	1	0	0
Edmunds, Terrell	5	5	0	0.0	0.0	1	0	0	0	0	0	0	0	0	0
Weaver, Rashad	5	2	3	0.0	0.0	1	1	0	0	0	0	0	0	0	0
Rice, Monty	4	2	2	0.0	0.0	0	0	0	0	0	0	0	0	0	0
Campbell, Chance	2	1	1	0.0	0.0	0	0	0	0	0	0	0	0	0	0
Carter, Shyheim	2	1	1	0.0	0.0	0	0	0	0	0	0	0	0	0	0
Jackson, Matthew	1	0	1	0.0	0.0	0	0	0	0	0	0	0	0	0	0
Vildor, Kindle	1	1	0	0.0	0.0	0	0	0	0	0	0	0	0	0	0
Brown, Mike	0	0	0	0.0	0.0	0	0	0	0	0	0	1	0	0	0
Stallworth, Taylor	0	0	0	0.0	0.0	1	0	0	0	0	0	0	0	0	0
<b>TEAM TOTALS:</b>	<b>602</b>	<b>365</b>	<b>237</b>	<b>24.0</b>	<b>177.0</b>	<b>151</b>	<b>46</b>	<b>3</b>	<b>38</b>	<b>10</b>	<b>0</b>	<b>26</b>	<b>6</b>	<b>3</b>	<b>5</b>

### TITANS SPECIAL TEAMS STATISTICS

PLAYER	TACKLES			FUMBLES		BLOCKS		
	Tot	Solo	Asst	FF	FR	PAT	FG	PUNT
Rice, Monty	8	5	3	0	0	0	0	0
Kendall, Anthony	6	3	3	0	0	0	0	0
Gifford, Luke	4	1	3	0	0	0	0	0
Jackson, Matthew	4	2	2	0	0	0	0	0
Rader, Kevin	4	2	2	0	0	0	0	0
Chestnut, Julius	2	1	1	0	0	0	0	0
Gibbens, Jack	2	1	1	0	0	0	0	0
Hooker, Amani	2	2	0	1	1	0	0	0
Campbell, Chance	1	0	1	0	0	0	0	0
Carter, Shyheim	1	0	1	0	0	0	0	0
Edmunds, Terrell	1	0	1	0	0	0	0	0
Jones, Joe	1	0	1	0	0	0	0	0
Molden, Elijah	1	1	0	0	0	0	0	0
Moore, Chris	1	1	0	1	0	0	0	0
Reese IV, Otis	1	0	1	0	0	0	0	0
Stonehouse, Ryan	1	1	0	0	0	0	0	0
Wallace, K'Von	1	1	0	0	0	0	0	0
Weaver, Rashad	1	1	0	0	0	0	0	0
Whyle, Josh	1	1	0	0	0	0	0	0
Autry, Denico	0	0	0	0	0	1	0	0
<b>TEAM TOTALS:</b>	<b>43</b>	<b>23</b>	<b>20</b>	<b>2</b>	<b>1</b>	<b>1</b>	<b>0</b>	<b>0</b>

### MISCELLANEOUS STATISTICS

PLAYER	TACKLES			FUMBLES	
	Tot	Solo	Asst	FF	FR
Hopkins, DeAndre	2	2	0	0	0
Spears, Tyjae	2	2	0	0	1
Brewer, Aaron	1	0	1	0	0
Dowell, Colton	1	1	0	0	0
Moore, Chris	1	1	0	0	0
Radunz, Dillon	1	0	1	0	0
Henry, Derrick	0	0	0	0	1
Tannehill, Ryan	0	0	0	0	1
<b>TEAM TOTALS:</b>	<b>8</b>	<b>6</b>	<b>2</b>	<b>0</b>	<b>3</b>

**Legend:**

- Tot . . . . . Total Tackles
- Solo . . . . . Unassisted Tackles
- Asst . . . . . Assisted Tackles
- Sk . . . . . Quarterback Sacks
- Yds . . . . . Yards Lost on Sack
- QBP . . . . . Quarterback Pressure
- TFL . . . . . Tackle for Loss
- Int . . . . . Interceptions
- Yds . . . . . Interception Return Yards
- TD . . . . . Interceptions Return Touchdowns
- PD . . . . . Passes Defensed
- FF . . . . . Forced Fumble
- FR . . . . . Fumble Recoveries
- Yds . . . . . Yards on Fumble Returns

## 2023 JACKSONVILLE JAGUARS REGULAR SEASON STATISTICS



<b>WON 6, LOST 3</b>				<b>* RUSHING</b>		<b>No. Yds</b>		<b>Avg Long TD</b>		
09/10	W 31-21	at Indianapolis	65,749	Etienne	160	618	3.9	35t	7	
09/17	L 9-17	Kansas City	69,615	Lawrence	44	223	5.1	26	0	
09/24	L 17-37	Houston	61,466	Biggsby	26	59	2.3	9	2	
10/01	W 23-7	Atlanta	85,716	D. Johnson	12	47	3.9	19	0	
10/08	W 25-20	at Buffalo	61,273	Ridley	4	10	2.5	11	0	
10/15	W 37-20	Indianapolis	64,851	Kirk	1	6	6.0	6	0	
10/19	W 31-24	at New Orleans	70,009	Agnew	4	-2	-1.5	1	0	
10/29	W 20-10	at Pittsburgh	67,225	Beathard	3	-2	-0.7	0	0	
11/12	L 3-34	San Francisco	69,271	TEAM	254	959	3.8	35t	9	
11/19		Tennessee		OPPONENTS	206	778	3.8	38	6	
11/26		at Houston		<b>* RECEIVING</b>			<b>No. Yds</b>		<b>Avg Long TD</b>	
12/04		Cincinnati		Engram	55	446	8.1	34	0	
12/10		at Cleveland		Kirk	49	624	12.7	45	3	
12/17		Baltimore		Ridley	35	471	13.5	32	2	
12/24		at Tampa Bay		Etienne	29	275	9.5	56t	1	
12/31		Carolina		Agnew	9	90	10.0	14	0	
01/07		at Tennessee		Z. Jones	8	78	9.8	18t	2	
				T. Jones	7	44	6.3	13	0	
		<b>Jax</b>	<b>Opp.</b>	D. Johnson	5	43	8.6	15	0	
<b>TOTAL FIRST DOWNS</b>		172	167	Farrell	5	35	7.0	16	0	
Rushing		53	48	Strange	4	34	8.5	17	1	
Passing		97	111	Biggsby	1	6	6.0	6	0	
Penalty		22	8	TEAM	207	2146	10.4	56t	9	
3rd Down: Made/Att		42/119	42/123	OPPONENTS	230	2501	10.9	68t	14	
3rd Down Pct.		35.3	34.1	<b>* INTERCEPTIONS</b>			<b>No. Yds</b>		<b>Avg Long TD</b>	
4th Down: Made/Att		4/12	11/24	Dari. Williams	3	61	20.3	61t	1	
4th Down Pct.		33.3	45.8	Cisco	3	39	13.0	21	0	
<b>POSSESSION AVG.</b>		30:57	29:03	Jenkins	1	24	24.0	24	0	
<b>TOTAL NET YARDS</b>		2952	3179	Oluokun	1	24	24.0	24t	1	
Avg. Per Game		328.0	353.2	A. Johnson	1	23	23.0	23	0	
Total Plays		585	586	Ty. Campbell	1	0	0.0	0	0	
Avg. Per Play		5.0	5.4	Wingard	1	0	0.0	0	0	
<b>NET YARDS RUSHING</b>		959	778	TEAM	11	171	15.5	61t	2	
Avg. Per Game		106.6	86.4	OPPONENTS	6	75	12.5	34	0	
Total Rushes		254	206	<b>* PUNTING</b>			<b>No. Yds</b>		<b>Avg Net TB In Lg B</b>	
<b>NET YARDS PASSING</b>		1993	2401	Cooke	37	1793	48.5	44.1	4	20
Avg. Per Game		221.4	266.8	TEAM	37	1793	48.5	44.1	4	20
Sacked/Yards Lost		24/153	18/100	OPPONENTS	40	1813	45.3	41.6	0	12
Gross Yards		2146	2501	<b>* PUNT RETURNS</b>			<b>Ret FC</b>		<b>Yds Avg Long TD</b>	
Att./Completions		307/207	362/230	Agnew	11	8	117	10.6	48	0
Completion Pct.		67.4	63.5	Kirk	2	3	27	13.5	15	0
Had Intercepted		6	11	Te. Campbell	1	0	0	0.0	0	0
<b>PUNTS/AVERAGE</b>		37/48.5	40/45.3	Washington	1	0	5	5.0	5	0
<b>NET PUNTING AVG.</b>		37/44.1	40/41.6	TEAM	15	11	149	9.9	48	0
<b>PENALTIES/YARDS</b>		44/363	60/585	OPPONENTS	13	11	80	6.2	16	0
<b>FUMBLES/BALL LOST</b>		19/11	13/7	<b>* KICKOFF RETURNS</b>			<b>No. Yds</b>		<b>Avg Long TD</b>	
<b>TOUCHDOWNS</b>		20	22	Agnew	7	194	27.7	53	0	
Rushing		9	6	D. Johnson	2	32	16.0	22	0	
Passing		9	14	Thomas	1	21	21.0	21	0	
Returns		2	2	TEAM	10	247	24.7	53	0	
<b>* SCORE BY PERIODS</b>		<b>Q1 Q2 Q3 Q4 OT PTS</b>		TEAM	6	188	31.3	85t	1	
TEAM		38 60 38 60 0	196	OPPONENTS	6	188	31.3	85t	1	
OPPONENTS		23 43 59 65 0	190	<b>* FIELD GOALS</b>			<b>1-19 20-29 30-39 40-49 50+</b>			
<b>* SCORING</b>		<b>TD-Ru-Pa-Rt K-PAT FG S PTS</b>		McManus	0/0	1/1	6/6	7/8	4/5	
McManus		0 0 0 0 18/18 18/20 0	72	TEAM	0/0	1/1	6/6	7/8	4/5	
Etienne		8 7 1 0 0 0	52	OPPONENTS	0/0	5/5	5/5	1/1	1/3	
Kirk		3 0 3 0 0 0	18	McManus: (45G)(32G,49G,22G)(48N,51B,33G)(56G,						
Biggsby		2 2 0 0 0 0	12	43G,38G)(44G)(48G,49G,51G)(43G)(50G,51G,38G,37G)						
Z. Jones		2 0 2 0 0 0	12	(37G)						
Ridley		2 0 2 0 0 0	12	OPP: ()(38G)(28G,26G,33G)()(28G,56G)(51N,23G,						
Oluokun		1 0 0 1 0 0	6	35G,42G)(22G,61N)(39G,35G)						
Strange		1 0 1 0 0 0	6							
Dari. Williams		1 0 0 1 0 0	6							
TEAM		20 9 9 2 18/18 18/20 0	196							
OPPONENTS		22 6 14 2 20/20 12/14 0	190							
<b>2-Pt Conv:</b> Etienne 2, TM 2-2, OPP 1-2										
<b>SACKS:</b> Allen 9, Walker 3.5, Chaisson 2, Oluokun 2, Smoot 1, Robertson-Harris 0.5, TM 18, OPP 24										
<b>FUM/LOST:</b> Lawrence 7/4, Biggsby 2/2, Engram 2/1, Fortner 2/0, Kirk 2/2, Agnew 1/1, Te. Campbell 1/1, Cisco 1/0, Ridley 1/0										
<b>* PASSING</b>		<b>Att Cmp Yds Cmp% Yds/Att TD TD% Int Int% Long Sack/Lost Rating</b>								
Lawrence		300 202 2120 67.3 7.07 9 3.0 6 2.0 56t 24/ 153 89.3								
Beathard		4 3 14 75.0 3.50 0 0.0 0 0.0 6 0/ 0 79.2								
Kirk		2 1 -1 50.0 -1.50 0 0.0 0 0.0 -1 0/ 0 56.3								
Cooke		1 1 13 100.0 13.00 0 0.0 0 0.0 13 0/ 0 118.8								
TEAM		307 207 2146 67.4 6.99 9 2.9 6 2.0 56t 24/ 153 89.0								
OPPONENTS		362 230 2501 63.5 6.91 14 3.9 11 3.0 68t 18/ 100 84.0								

GAME PREVIEW

TEAM NOTES

PLAYER NOTES

MEDIA

STATISTICS

ROSTERS

## REGULAR SEASON: THE LAST TIME THE TENNESSEE TITANS ...

## GAMES WON

**WON BY SCORING IN THE LAST TWO MINUTES OF REGULATION**

**By Titans**—Randy Bullock 44-yard FG (0:04 remaining) vs. San Francisco, 12/23/21 (W)

**By Opponents**—Cameron Dicker 43-yard field goal (0:04 remaining), at Los Angeles Chargers, 12/18/22 (L)

**WON OVERTIME GAME**

**By Titans**—at Tennessee 27, L.A. Chargers 24, 9/17/23 (W)

**By Opponents**—at Kansas City 20, Tennessee 17, 11/6/22 (L)

**WON BY 20 OR MORE POINTS**

**By Titans**—at Tennessee 27, Cincinnati 3, 10/1/23 (W)

**By Opponents**—Tennessee 3, at Cleveland 27, 9/24/23 (L)

**WON BY SHUTOUT**

**By Titans**—at Tennessee 20, Jacksonville 0, 12/12/21 (W)

**By Opponents**—at Denver 16, Tennessee 0, 10/13/19 (L)

## TEAM SCORING

**SCORED 50 POINTS**

**By Titans**—*Never in Titans era (since 1999)*

**By Oilers**—Houston 58, vs. Cleveland 14, 12/9/90 (W)

**By Opponents**—at Houston 57, Tennessee 14, 10/1/17 (L)

**SCORED 40 POINTS**

**By Titans**—at Houston 38, Tennessee 41, 1/3/21 (W)

**By Opponents**—Tennessee 7, at Buffalo 41, 9/19/22 (L)

**SCORED 20 POINTS IN A QUARTER**

**By Titans**—21 points in second quarter, vs. Cincinnati, 10/1/23 (W)

**By Opponents**—24 points in third quarter, at Buffalo, 9/19/22 (L)

**SCORED 30 POINTS IN A HALF**

**By Titans**—35 points in first half, at Indianapolis, 11/29/20 (W)

**By Opponents**—38 points in first half, vs. Cleveland, 12/6/20 (L)

**SCORED TOUCHDOWNS ON OFFENSE, DEFENSE AND SPECIAL TEAMS**

**By Titans**—One rushing, two interception returns, two punt returns, vs. Jacksonville, 12/30/12 (W)

**By Opponents**—Four passing, one interception return, two punt returns, at Oakland, 9/29/02 (L)

**SCORED A TOUCHDOWN ON FIRST OFFENSIVE POSSESSION**

**By Titans**—Derrick Henry 3-yard run, vs. Jacksonville, 12/11/22 (L)

**By Opponents**—Najee Harris 10-yard run, at Pittsburgh, 11/2/23 (L)

## TEAM YARDAGE TOTALS

**500 TOTAL NET YARDS**

**By Titans**—at Seattle (532 yards), 9/19/21 (W)

**By Opponents**—vs. Kansas City (530 yards), 11/10/19 (W)

**400 TOTAL NET YARDS**

**By Titans**—vs. Cincinnati (400 yards), 10/1/23 (W)

**By Opponents**—at Indianapolis (429 yards), 10/8/23 (L)

## TEAM DEFENSE

**HELD OPPONENT WITHOUT A TOUCHDOWN**

**By Titans**—at Tennessee 27, Cincinnati 3, 10/1/23 (W)

**By Opponents**—at Tampa Bay 20, Tennessee 6, 11/12/23 (L)

**HELD OPPONENT TO 200 OR FEWER NET YARDS OF OFFENSE**

**By Titans**—at Houston (161 yards), 10/30/22 (W)

**By Opponents**—at Cleveland (94 net yards), 9/24/23 (L)

**HELD OPPONENT TO 50 OR FEWER YARDS RUSHING**

**By Titans**—at Jacksonville (19 yards), 1/7/23 (L)

**By Opponents**—at Tampa Bay (42 yards), 11/12/23 (L)

**HELD OPPONENT TO 100 OR FEWER NET YARDS PASSING**

**By Titans**—at Miami (78 net yards), 10/8/17 (L)

**By Opponents**—at Cleveland (68 net yards), 9/24/23 (L)

**SEVEN OR MORE SACKS BY TEAM**

**By Titans**—at Arizona (8 sacks), 12/10/17 (L)

**By Opponents**—at N.Y. Jets (7 sacks), 10/3/21 (L)

**SIX OR MORE SACKS BY TEAM**

**By Titans**—vs. Atlanta (6 sacks), 10/29/23 (W)

**By Opponents**—vs. Baltimore (6 sacks), 10/15/23 (L)

**FIVE OR MORE SACKS BY TEAM**

**By Titans**—vs. Atlanta (6 sacks), 10/29/23 (W)

**By Opponents**—vs. Baltimore (6 sacks), 10/15/23 (L)

**FORCED FIVE OR MORE OPPONENT TURNOVERS**

**By Titans**—vs. N.Y. Jets (4 interceptions, 1 fumble), 12/17/12 (W)

**By Opponents**—vs. Houston (4 interceptions, 1 fumble), 11/21/21 (L)

**FORCED FOUR OR MORE OPPONENT TURNOVERS**

**By Titans**—vs. Jacksonville (4 interceptions, 0 fumbles), 12/12/21 (W)

**By Opponents**—vs. Jacksonville (1 interception, 3 fumbles), 12/11/22 (L)

## SPECIAL TEAMS

**KICKOFF RETURNED FOR TOUCHDOWN**

**By Titans**—A.J. Brown (42 yards) at Indianapolis, 11/29/20 (W)

**By Opponents**—Jakeem Grant (102 yards) at Miami, 9/9/18 (L)

**OPENING KICKOFF RETURNED FOR TOUCHDOWN**

**By Titans**—Derrick Mason (101 yards) at Cincinnati, 11/18/01 (W)

**By Opponents**—Josh Huff (107 yards) at Philadelphia, 11/23/14 (L)

**PUNT RETURNED FOR TOUCHDOWN**

**By Titans**—Darius Reynaud (twice—69 yards and 81 yards) vs. Jacksonville, 12/30/12 (W)

**By Opponents**—Jakeem Grant (74 yards) at Miami, 10/9/16 (W)

**FIELD GOAL BLOCKED**

**By Titans**—Denico Autry vs. Miami (Jason Sanders), 1/2/22 (W)

**By Opponents**—Justin Reid, vs. Houston (Stephen Gostkowski), 10/18/20 (W)

**FIELD GOAL BLOCKED, RETURNED FOR TD**

**By Titans**—Tye Smith (63 yards) at Indianapolis (Adam Vinatieri's FG blocked by Dane Cruikshank), 12/1/19 (W)

**By Opponents**—Rob Morris (68 yards) at Indianapolis (Gary Anderson's FG blocked by Montae Reagor), 12/5/04 (L)

**PUNT BLOCKED**

**By Titans**—Tim Shaw vs. Pittsburgh (Drew Butler), 10/11/12 (W)

**By Opponents**—E.J. Speed, vs. Indianapolis (Trevor Daniel), 11/12/20 (L)

**PUNT BLOCKED AND RETURNED FOR TD**

**By Titans**—Jason McCourty vs. Indianapolis (Pat McAfee's punt blocked by Patrick Bailey and recovered in end zone by McCourty), 10/30/11 (W)

**By Opponents**—T.J. Carrie (6 yards), vs. Indianapolis (Trevor Daniel's punt blocked by E.J. Speed), 11/12/20 (L)

**FIVE FIELD GOALS**

**By Titans**—Nick Folk (5) at New Orleans, 9/10/23 (L)

**By Opponents**—Justin Tucker (6), vs. Baltimore, 10/15/23 (L)

**FOUR FIELD GOALS**

**By Titans**—Nick Folk (5) at New Orleans, 9/10/23 (L)

**By Opponents**—Justin Tucker (6), vs. Baltimore, 10/15/23 (L)

**THREE FIELD GOALS**

**By Titans**—Nick Folk (3) at Pittsburgh, 11/2/23 (L)

**By Opponents**—Younghoe Koo (3), vs. Atlanta, 10/29/23 (W)

## REGULAR SEASON: THE LAST TIME THE TENNESSEE TITANS ...

**SUCCESSFUL ONSIDE KICK**

**By Titans**—Rob Bironas kicks and Daimion Stafford recovers, vs. Arizona, 12/15/13 (L)

**By Opponents**—Connor Barth kicks and Adrian Amos recovers, at Chicago, 11/27/16 (W)

**MISSED PAT**

**By Titans**—Josh Lambo, at Green Bay, 11/17/22 (W)

**By Opponents**—Justin Tucker (kick blocked), vs. Baltimore, 10/15/23 (L)

**TWO-POINT CONVERSIONS****TWO-POINT CONVERSION MADE**

**By Titans**—Chig Okonkwo (pass from Ryan Tannehill) vs. Jacksonville, 12/11/22 (L)

**By Opponents**—Trey Pipkins (pass from Justin Herbert), vs. L.A. Chargers, 9/17/23 (W)

**TWO-POINT CONVERSION FAILED**

**By Titans**—vs. Cleveland (run failed), 12/6/20 (L)

**By Opponents**—vs. Houston (pass failed), 12/24/22 (L)

**INDIVIDUAL OFFENSIVE PERFORMANCES****INDIVIDUAL WITH 200 SCRIMMAGE YARDS**

**By Titans**—Derrick Henry (228 yards) at Houston, 10/30/22 (W)

**By Opponents**—Todd Gurley (276 yards), vs. Los Angeles Rams, 12/24/17 (L)

**RUSHING TOUCHDOWN AND RECEIVING TOUCHDOWN**

**By Titans**—Derrick Henry (1 rushing, 1 receiving) at Carolina, 11/3/19 (L)

**By Opponents**—Jerome Ford (1 rushing, 1 receiving), at Cleveland, 9/24/23 (L)

**RUSHING TOUCHDOWN AND PASSING TOUCHDOWN**

**By Titans**—Derrick Henry (1 passing, 1 rushing) vs. Cincinnati, 10/1/23 (W)

**By Opponents**—Trevor Lawrence (3 passing, 1 rushing), vs. Jacksonville, 12/11/22 (L)

**INDIVIDUAL RUSHING****200 YARDS RUSHING**

**By Titans**—Derrick Henry (219 yards) at Houston, 10/30/22 (W)

**By Opponents**—Le'Veon Bell (204 yards) vs. Pittsburgh, 11/17/14 (L)

**150 YARDS RUSHING**

**By Titans**—Derrick Henry (219 yards) at Houston, 10/30/22 (W)

**By Opponents**—Zack Moss (165 yards), at Indianapolis, 10/8/23 (L)

**100 YARDS RUSHING**

**By Titans**—Derrick Henry (101 yards) vs. Atlanta, 10/29/23 (W)

**By Opponents**—Zack Moss (165 yards), at Indianapolis, 10/8/23 (L)

**CONSECUTIVE 100-YARD RUSHING GAMES**

**By Titans**—Derrick Henry vs. Jacksonville, 12/11/22 (L); at Los Angeles Chargers, 12/18/22 (L); vs. Houston, 12/24/22 (L)

**30 OR MORE CARRIES**

**By Titans**—Derrick Henry (30 carries) at Jacksonville, 1/7/23 (L)

**By Opponents**—Melvin Gordon (32 carries) at San Diego, 11/6/16 (L)

**RUSHING PLAY OF 80 OR MORE YARDS**

**By Titans**—Derrick Henry (94 yards) vs. Houston, 10/18/20 (W)

**By Opponents**—Lamar Miller (97 yards), at Houston, 11/26/18 (L)

**RUSHING PLAY OF 50 OR MORE YARDS**

**By Titans**—Derrick Henry (63 yards) vs. Baltimore, 10/15/23 (L)

**By Opponents**—Zack Moss (56 yards), at Indianapolis, 10/8/23 (L)

**THREE TOUCHDOWNS RUSHING**

**By Titans**—Derrick Henry (3) vs. Buffalo, 10/18/21 (W)

**By Opponents**—Corey Dillon (4) at Cincinnati, 12/4/97 (L)

**TWO TOUCHDOWNS RUSHING**

**By Titans**—Derrick Henry (2) at Kansas City, 11/6/22 (L)

**By Opponents**—Zack Moss (2), at Indianapolis, 10/8/23 (L)

**INDIVIDUAL PASSING****400 YARDS PASSING**

**By Titans**—Ryan Fitzpatrick (402 yards) vs. Arizona, 12/15/13 (L)

**By Opponents**—Patrick Mahomes (446 yards), at Kansas City, 11/6/22 (L)

**300 YARDS PASSING**

**By Titans**—Ryan Tannehill (333 yards) at Green Bay, 11/17/22 (W)

**By Opponents**—Justin Herbert (305 yards), vs. L.A. Chargers, 9/17/23 (W)

**CONSECUTIVE 300-YARD PASSING GAMES**

**By Titans**—Matt Hasselbeck vs. Baltimore (358 yards), 9/18/11 (W), vs. Denver (311 yards), 9/25/11 (W)

**FIVE TOUCHDOWN PASSES**

**By Titans**—Steve McNair vs. Jacksonville, 12/26/99 (W)

**By Opponents**—Blake Bortles vs. Jacksonville, 12/6/15 (W)

**FOUR TOUCHDOWN PASSES**

**By Titans**—Will Levis vs. Atlanta, 10/29/23 (W)

**By Opponents**—Josh Allen, at Buffalo, 9/19/22 (L)

**50 OR MORE PASS ATTEMPTS**

**By Titans**—Ryan Tannehill (52 att) vs. Houston, 11/21/21 (L)

**By Opponents**—Patrick Mahomes (68), at Kansas City, 11/6/22 (L)

**40 OR MORE PASS ATTEMPTS**

**By Titans**—Ryan Tannehill (52 att) vs. Houston, 11/21/21 (L)

**By Opponents**—Justin Herbert (41), vs. L.A. Chargers, 9/17/23 (W)

**30 OR MORE COMPLETIONS**

**By Titans**—Ryan Tannehill (35 comp) vs. Houston, 11/21/21 (L)

**By Opponents**—Trevor Lawrence (30 comp), vs. Jacksonville, 12/11/22 (L)

**NO SACKS ALLOWED**

**By Titans**—vs. Buffalo, 10/18/21 (W)

**By Opponents**—at Pittsburgh, 11/2/23 (L)

**COMPLETION OF 80 OR MORE YARDS**

**By Titans**—Ryan Tannehill (91 yards) at Oakland, 12/8/19 (W)

**By Opponents**—Jared Goff (80 yards), vs. Los Angeles Rams, 12/24/17 (L)

**COMPLETION OF 50 OR MORE YARDS**

**By Titans**—Will Levis (61 yards) vs. Atlanta, 10/29/23 (W)

**By Opponents**—Taylor Heinicke (52 yards), vs. Atlanta, 10/29/23 (W)

**INDIVIDUAL RECEIVING****200 YARDS RECEIVING**

**By Titans**—Kenny Britt (225 yards) vs. Philadelphia, 10/24/10 (W)

**By Opponents**—DeAndre Hopkins (238 yards) at Houston, 11/30/14 (L)

**150 YARDS RECEIVING**

**By Titans**—A.J. Brown (155 yards) at Indianapolis, 10/31/21 (W)

**By Opponents**—Evan Engram (162 yards), vs. Jacksonville, 12/11/22 (L)

**100 YARDS RECEIVING**

**By Titans**—DeAndre Hopkins (128 yards) vs. Atlanta, 10/29/23 (W)

**By Opponents**—Mike Evans (143 yards), at Tampa Bay, 11/12/23 (L)

**CONSECUTIVE 100-YARD RECEIVING GAMES**

**By Titans**—A.J. Brown vs. Kansas City (133 yards), 10/24/21 (W), at Indianapolis (155 yards), 10/31/21 (W)

**10 OR MORE RECEPTIONS**

**By Titans**—A.J. Brown (11 rec.) vs. San Francisco, 12/23/21 (W)

**By Opponents**—CeeDee Lamb (11 rec.), vs. Dallas, 12/29/22 (L)

**RECEPTION OF 80 OR MORE YARDS**

**By Titans**—A.J. Brown (91 yards) at Oakland, 12/8/19 (W)



## REGULAR SEASON: THE LAST TIME THE TENNESSEE TITANS ...

**By Opponents**—Todd Gurley (80 yards), vs. Los Angeles Rams, 12/24/17 (L)

**RECEPTION OF 50 OR MORE YARDS**

**By Titans**—DeAndre Hopkins (61 yards) vs. Atlanta, 10/29/23 (W)

**By Opponents**—KhaDarel Hodge (52 yards), vs. Atlanta, 10/29/23 (W)

**THREE TOUCHDOWN RECEPTIONS**

**By Titans**—DeAndre Hopkins vs. Atlanta, 10/29/23 (W)

**By Opponents**—Stefon Diggs, at Buffalo, 9/19/22 (L)

**TWO TOUCHDOWN RECEPTIONS**

**By Titans**—DeAndre Hopkins (3) vs. Atlanta, 10/29/23 (W)

**By Opponents**—Keenan Allen, vs. L.A. Chargers, 9/17/23 (W)

## COMBINED OFFENSIVE PERFORMANCES BY TEAMMATES

**100-YARD RUSHER AND 100-YARD RECEIVER IN A GAME**

**By Titans**—Derrick Henry (101 rush.) and DeAndre Hopkins (128 rec.) DeAndre Hopkins vs. Atlanta, 10/29/23 (W)

**By Opponents**—AJ Dillon (124 rush.) and Davante Adams (142 rec.), at Green Bay, 12/27/20 (L)

**By One Player (Opponent)**—Todd Gurley (118 rush. and 158 receiving), vs. Los Angeles Rams, 12/24/17 (L)

**100-YARD RUSHER, 100-YARD RECEIVER AND 300-YARD PASSER IN A GAME**

**By Titans**—Derrick Henry (182 rush.), Julio Jones (128 rec.) and Ryan Tannehill (347 pass.) at Seattle, 9/19/21 (W)

**By Opponents**—Todd Gurley (118 rush. and 158 rec.) and Jared Goff (301 pass.), vs. Los Angeles Rams, 12/24/17 (L)

**300-YARD PASSER AND 100-YARD RECEIVER IN A GAME**

**By Titans**— Ryan Tannehill (333 pass.) and Treyton Burks (111 rec.) at Green Bay, 11/17/22 (W)

**By Opponents**—Justin Herbert (305 pass.) and Keenan Allen (111 rec.), vs. L.A. Chargers, 9/17/23 (W)

**100-YARD RUSHER AND 300-YARD PASSER IN A GAME**

**By Titans**—Derrick Henry (182 rush.) and Ryan Tannehill (347 pass.) at Seattle, 9/19/21 (W)

**By Opponents**— Gardner Minshew II (339 pass.) and James Robinson (102 rush.), vs. Jacksonville, 9/20/20 (W)

**TWO 100-YARD RUSHERS IN A GAME**

**By Titans**—Dontrell Hilliard (131 yards) and D'Onta Foreman (109), at New England, 11/28/21 (L)

**By Opponents**—Arian Foster (115 yards) and Ben Tate (104 yards) vs. Houston, 10/23/11 (L)

**TWO 100-YARD RECEIVERS IN A GAME**

**By Titans**—Justin Hunter (109 yards) and Kendall Wright (103 yards) at Oakland, 11/24/13 (W)

**By Opponents**—A.J. Brown (119 rec.) and DeVonta Smith (102 rec.), at Philadelphia, 12/4/22 (L)

## INDIVIDUAL DEFENSE

**INTERCEPTION RETURNED FOR TOUCHDOWN**

**By Titans**— Andrew Adams (76 yards) against Indianapolis, 10/23/22 (W)

**By Opponents**—Matt Milano (43 yards), at Buffalo, 9/19/22 (L)

**FUMBLE RETURNED FOR TOUCHDOWN**

**By Titans**—Kevin Byard (30 yards) at Jacksonville, 10/10/21 (W)

**By Opponents**—Josh Allen (37 yards) at Jacksonville, 1/7/23 (L)

**SAFETY SCORED**

**By Titans**—Browns quarterback Baker Mayfield sacked in end zone by Cameron Wake, at Cleveland, 9/8/19 (W)

**By Opponents**—Ryan Tannehill sacked in end zone by Romeo Okwara vs. Detroit, 12/20/20 (W)

**THREE INTERCEPTIONS**

**By Titans**—Kevin Byard (3) at Cleveland, 10/22/17 (W)

**By Opponents**—Glover Quin (3) at Houston, 11/28/10 (L)

**TWO INTERCEPTIONS**

**By Titans**—Kevin Byard (2) vs. Dallas, 12/29/22 (L)

**By Opponents**—Desmond King (2), vs. Houston, 11/21/21 (L)

**THREE SACKS**

**By Titans**—Jeffery Simmons (3.0) at L.A. Rams, 11/7/21 (W)

**By Opponents**—Myles Garrett (3.5), at Cleveland, 9/24/23 (L)

## POSTSEASON: THE LAST TIME THE TENNESSEE TITANS ...

## GAMES WON (PLAYOFFS)

**WON BY SCORING IN THE LAST TWO MINUTES OF REGULATION**

**By Titans**—Gary Anderson 46-yard field goal with 0:29 remaining, at Baltimore, 1/3/04 (W)

**By Opponents**—Evan McPherson 52-yard field goal with 0:00 remaining, vs. Cincinnati, 1/22/22 (L)

**WON OVERTIME GAME**

**By Titans**—Tennessee 34, vs. Pittsburgh 31, 1/11/03 (W)

**By Opponents**—at Buffalo 41, Houston 38, 1/3/93 (L)

**WON BY 20 OR MORE POINTS**

**By Titans/Oilers**—Never Happened

**By Opponents**—at New England 35, Tennessee 14, 1/13/18 (L)

**WON BY SHUTOUT**

**By Titans/Oilers**—Never Happened

**By Opponents**—Never Happened

## TEAM SCORING (PLAYOFFS)

**SCORED 50 POINTS**

**By Titans/Oilers**—Never Happened

**By Opponents**—at Oakland 56, Houston 7, 12/21/69 (L)

**SCORED 40 POINTS**

**By Titans/Oilers**—Never Happened

**By Opponents**—at Oakland 41, Tennessee 24, 1/19/03 (L)

**SCORED 20 POINTS IN A QUARTER**

**By Titans**—Never in Titans era (since 1999)

**By Oilers**—21 points in second quarter, at Buffalo, 1/3/93 (L)

**By Opponents**—21 points in second quarter, at New England, 1/13/18 (L)

**SCORED 30 POINTS IN A HALF**

**By Titans/Oilers**—Never Happened

**By Opponents**—35 points in second half, at Buffalo, 1/3/93 (L)

**SCORED TOUCHDOWNS ON OFFENSE, DEFENSE AND SPECIAL TEAMS**

**By Titans/Oilers**—Never Happened

**By Opponents**—Never Happened

**SCORED A TOUCHDOWN ON FIRST OFFENSIVE POSSESSION**

**By Titans**—Anthony Firkser 12-yard pass from Ryan Tannehill, at New England, 1/4/20 (W)

**By Opponents**—Bethel Johnson 41-yard pass from Tom Brady, at New England, 1/10/04 (L)

## TEAM YARDAGE TOTALS (PLAYOFFS)

**500 TOTAL NET YARDS**

**By Titans/Oilers**—Never Happened

**By Opponents**—at Baltimore (530 yards), 1/11/20 (W)

**400 TOTAL NET YARDS**

**By Titans**—vs. Pittsburgh (430 yards), 1/11/03 (W)

**By Opponents**—vs Baltimore (401 yards), 1/10/21 (L)

## POSTSEASON: THE LAST TIME THE TENNESSEE TITANS ...

### TEAM DEFENSE (PLAYOFFS)

#### HELD OPPONENT WITHOUT A TOUCHDOWN

**By Titans**—Never in Titans era (since 1999)

**By Oilers**—Houston 10, at San Diego 3, 12/24/61 (W)

**By Opponents**—at San Diego 17, Tennessee 6, 1/6/08 (L)

#### HELD OPPONENT TO 200 OR FEWER NET YARDS OF OFFENSE

**By Titans**—vs. Baltimore (134 net yards), 1/7/01 (L)

**By Opponents**—vs. Buffalo (194 net yards), 1/8/00 (W)

#### HELD OPPONENT TO 50 OR FEWER YARDS RUSHING

**By Titans**—vs. Baltimore (50 yards), 1/10/09 (L)

**By Opponents**—vs. Kansas City (39 yards), 1/16/94 (L)

#### HELD OPPONENT TO 100 OR FEWER NET YARDS PASSING

**By Titans**—vs. Buffalo (97 net yards), 1/8/00 (W)

**By Opponents**—at Baltimore (83 net yards), 1/11/20 (W)

#### SEVEN OR MORE SACKS BY TEAM

**By Titans/Oilers**—vs. Cincinnati (9 sacks), 1/22/22 (L)

**By Opponents**—at New England (8 sacks), 1/13/18 (L)

### SPECIAL TEAMS (PLAYOFFS)

#### KICKOFF RETURNED FOR TOUCHDOWN

**By Titans**—Derrick Mason (80 yards) at Jacksonville, 1/23/00 (W)

**By Opponents**—Never Happened

#### RETURNED OPENING KICKOFF FOR TOUCHDOWN

**By Titans/Oilers**—Never Happened

**By Opponents**—Never Happened

#### PUNT RETURNED FOR TOUCHDOWN

**By Titans/Oilers**—Never Happened

**By Opponents**—Never Happened

#### FIELD GOAL BLOCKED

**By Titans/Oilers**—Never Happened

**By Opponents**—Richard Seymour at New England (Gary Anderson), 1/10/04 (L)

#### FIELD GOAL BLOCKED, RETURNED FOR TD

**By Titans/Oilers**—Never Happened

**By Opponents**—Anthony Mitchell (90 yards) vs. Baltimore (Al Del Greco's FG blocked by Keith Washington), 1/7/01 (L)

#### PUNT BLOCKED

**By Titans**—Chris Coleman vs. Baltimore (Kyle Richardson, twice), 1/7/01 (L)

**By Opponents**—Jerry Olsavsky vs. Pittsburgh (Greg Montgomery), 12/31/89 (L)

#### PUNT BLOCKED AND RETURNED FOR TD

**By Titans/Oilers**—Never Happened

**By Opponents**—Never Happened

#### FIVE FIELD GOALS

**By Titans/Oilers**—Never Happened

**By Opponents**—Never Happened

#### FOUR FIELD GOALS

**By Titans**—Al Del Greco at Indianapolis, 1/16/00 (W)

**By Opponents**—Evan McPherson, vs. Cincinnati, 1/22/22 (L)

#### THREE FIELD GOALS

**By Titans**—Al Del Greco (4) at Indianapolis, 1/16/00 (W)

**By Opponents**—Evan McPherson (4), vs. Cincinnati, 1/22/22 (L)

#### MISSED PAT (KICK)

**By Titans/Oilers**—Never Happened

**By Opponents**—David Treadwell (Wide Left) at Denver, 1/4/92 (L)

### TWO-POINT CONVERSIONS (PLAYOFFS)

#### TWO-POINT CONVERSION MADE

**By Titans/Oilers**—Never Happened

**By Opponents**—Plaxico Burress (pass from Hines Ward) vs. Pittsburgh, 1/11/03 (W)

#### TWO-POINT CONVERSION FAILED

**By Titans**—vs. Cincinnati (run failed), 1/22/22 (L)

**By Opponents**—at Baltimore (pass failed), 1/11/20 (W)

### INDIVIDUAL OFFENSIVE PERFORMANCES (PLAYOFFS)

#### INDIVIDUAL WITH 200 SCRIMMAGE YARDS

**By Titans**—Derrick Henry (202 yards) at Baltimore, 1/11/20 (W)

**By Opponents**—Never Happened

#### RUSHING TOUCHDOWN AND RECEIVING TOUCHDOWN

**By Titans**—Never in Titans era (since 1999)

**By Oilers**—Allen Pinkett at Cleveland, 12/24/88 (W)

**By Opponents**—James White at New England, 1/13/18 (L)

#### RUSHING TOUCHDOWN AND PASSING TOUCHDOWN

**By Titans**—Ryan Tannehill at Baltimore, 1/11/20 (W)

**By Opponents**—Patrick Mahomes at Kansas City, 1/19/20 (L)

### INDIVIDUAL RUSHING (PLAYOFFS)

#### 200 YARDS RUSHING

**By Titans/Oilers**—Never Happened

**By Opponents**—Never Happened

#### 150 YARDS RUSHING

**By Titans**—Derrick Henry (195 yards) at Baltimore, 1/11/20 (W)

**By Opponents**—Paul Lowe (165 yards) vs. Los Angeles Chargers, 1/1/61 (W)

#### 100 YARDS RUSHING

**By Titans**—Derrick Henry (195 yards) at Baltimore, 1/11/20 (W)

**By Opponents**—Lamar Jackson (136 yards), vs. Baltimore, 1/10/21 (L)

#### CONSECUTIVE 100-YARD RUSHING GAMES

**By Titans**—Derrick Henry at New England (182 yards), 1/4/20 (W), at Baltimore (195 yards), 1/11/20 (W)

#### 30 OR MORE CARRIES

**By Titans**—Derrick Henry (30) at Baltimore, 1/11/20 (W)

**By Opponents**—Never Happened

#### RUSHING PLAY OF 80 OR MORE YARDS

**By Titans/Oilers**—Never Happened

**By Opponents**—Never Happened

#### RUSHING PLAY OF 50 OR MORE YARDS

**By Titans**—Derrick Henry (66 yards) at Baltimore, 1/11/20 (W)

**By Opponents**—Never Happened

#### THREE TOUCHDOWNS RUSHING

**By Titans/Oilers**—Never Happened

**By Opponents**—Never Happened

#### TWO TOUCHDOWNS RUSHING

**By Titans**—Steve McNair at Oakland, 1/19/03 (L)

**By Opponents**—Antowain Smith vs. Buffalo, 1/8/00 (W)

### INDIVIDUAL PASSING (PLAYOFFS)

#### 400 YARDS PASSING

**By Titans/Oilers**—Never Happened

**By Opponents**—Kurt Warner (414 yards) vs. St. Louis, 1/30/00 (L)

#### 300 YARDS PASSING

**By Titans**—Steve McNair (338 yards) vs. Pittsburgh, 1/11/03 (W)

**By Opponents**—Joe Burrow (348 yards), vs. Cincinnati, 1/22/22 (L)

#### CONSECUTIVE 300-YARD PASSING GAMES

**Playoffs:**

**By Titans/Oilers**—Never Happened

## POSTSEASON: THE LAST TIME THE TENNESSEE TITANS ...

### FIVE TOUCHDOWN PASSES

**By Titans/Oilers**—Never Happened

**By Opponents**—Daryle Lamonica (6) at Oakland, 12/21/69 (L)

### FOUR TOUCHDOWN PASSES

**By Titans**—Never in Titans era (since 1999)

**By Oilers**—Warren Moon at Buffalo, 1/3/93 (L)

**By Opponents**—Frank Reich at Buffalo, 1/3/93 (L)

### 50 OR MORE PASS ATTEMPTS

**By Titans**—Never in Titans era (since 1999)

**By Oilers**—Warren Moon (50 att) at Buffalo, 1/3/93 (L)

**By Opponents**—Lamar Jackson (59 att), at Baltimore, 1/11/20 (W)

### 40 OR MORE PASS ATTEMPTS

**By Titans**—Kerry Collins (42 att) vs. Baltimore, 1/10/09 (L)

**By Opponents**—Lamar Jackson (59 att), at Baltimore, 1/11/20 (W)

### 30 OR MORE COMPLETIONS

**By Titans**—Never in Titans era (since 1999)

**By Oilers**—Warren Moon (32 comp) vs. Kansas City, 1/16/94 (L)

**By Opponents**—Lamar Jackson (31 comp), at Baltimore, 1/11/20 (W)

### NO SACKS ALLOWED

**By Titans**—at Baltimore, 1/3/04 (W)

**By Opponents**—at New England, 1/4/20 (W)

### COMPLETION OF 80 OR MORE YARDS

**By Titans/Oilers**—Never Happened

**By Opponents**—Never Happened

### COMPLETION OF 50 OR MORE YARDS

**By Titans**—Never in Titans era (since 1999)

**By Oilers**—Dan Pastorini (71 yards) at New England, 12/31/78 (L)

**By Opponents**—Joe Burrow (57 yards), vs. Cincinnati, 1/22/22 (L)

## INDIVIDUAL RECEIVING (PLAYOFFS)

### 200 YARDS RECEIVING

**By Titans/Oilers**—Never Happened

**By Opponents**—Never Happened

### 150 YARDS RECEIVING

**By Titans/Oilers**—Never Happened

**By Opponents**—Isaac Bruce (162 yards) vs. St. Louis, 1/30/00 (L)

### 100 YARDS RECEIVING

**By Titans**—A.J. Brown (142 yards) vs. Cincinnati, 1/22/22 (L)

**By Opponents**—Ja'Marr Chase (109 yards), vs. Cincinnati, 1/22/22 (L)

### CONSECUTIVE 100-YARD RECEIVING GAMES

**By Titans**—Never in Titans era (since 1999)

**By Oilers**—Ernest Givins at Denver (111 yards), 1/4/92 (L), at Buffalo (117 yards), 1/3/93 (L)

### 10 OR MORE RECEPTIONS

**By Titans**—Justin Gage (11 rec.) vs. Baltimore, 1/10/09 (L)

**By Opponents**—Danny Amendola (11 rec.) at New England, 1/13/18 (L)

### RECEPTION OF 80 OR MORE YARDS

**By Titans/Oilers**—Never Happened

**By Opponents**—Never Happened

### RECEPTION OF 50 OR MORE YARDS

**By Titans**—Never in Titans era (since 1999)

**By Oilers**—Ken Burrough (71 yards) at New England, 12/31/78 (L)

**By Opponents**—Ja'Marr Chase (57 yards), vs. Cincinnati, 1/22/22 (L)

### THREE TOUCHDOWN RECEPTIONS

**By Titans/Oilers**—Never Happened

**By Opponents**—Andre Reed at Buffalo, 1/3/93 (L)

### TWO TOUCHDOWN RECEPTIONS

**By Titans/Oilers**—Corey Davis at New England, 1/13/18 (L)

**By Opponents**—Tyreek Hill, at Kansas City, 1/19/20 (L)

## COMBINED OFFENSIVE PERFORMANCES BY TEAMMATES (PLAYOFFS)

### 100-YARD RUSHER AND 100-YARD RECEIVER IN A GAME

**By Titans/Oilers**—Never Happened

**By Opponents**—Lamar Jackson (136 rush.) and Marquise Brown (109 rec.), vs. Baltimore, 1/10/21 (L)

### 100-YARD RUSHER, 100-YARD RECEIVER AND 300-YARD PASSER IN A GAME

**By Titans/Oilers**—Never Happened

**By Opponents**—Lamar Jackson (143 rush.), Lamar Jackson (365 pass.) and Marquis Brown (126 rec.), at Baltimore, 1/11/20 (W)

### 300-YARD PASSER AND 100-YARD RECEIVER IN A GAME

**By Titans**—Steve McNair (338 pass.) and Frank Wycheck (123 rec.) vs. Pittsburgh, 1/11/03 (W)

**By Opponents**—Joe Burrow (348 pass.) and Ja'Marr Chase (109 rec.), vs. Cincinnati, 1/22/22 (L)

### 100-YARD RUSHER AND 300-YARD PASSER IN A GAME

**By Titans/Oilers**—Never Happened

**By Opponents**—Lamar Jackson (143 rush. and 365 pass.), at Baltimore, 1/11/20 (W)

### TWO 100-YARD RUSHERS IN A GAME

**By Titans/Oilers**—Never Happened

**By Opponents**—Hewritt Dixon (144 yards) and Pete Banaszak (116 yards) at Oakland, 12/31/67 (L)

### TWO 100-YARD RECEIVERS IN A GAME

**By Titans**—Never in Titans era (since 1999)

**By Oilers**—Mike Barber (112 yards) and Ken Burrough (103 yards) at Miami, 12/24/78 (W)

**By Opponents**—Chris Chambers (121 yards) and Vincent Jackson (114 yards) at San Diego, 1/6/08 (L)

## INDIVIDUAL DEFENSE (PLAYOFFS)

### INTERCEPTION RETURNED FOR TOUCHDOWN

**By Titans**—Logan Ryan (9 yards) at New England, 1/4/20 (W)

**By Opponents**—Will Demps (56 yards), at Baltimore, 1/3/04 (W)

### FUMBLE RETURNED FOR TOUCHDOWN

**By Titans/Oilers**—Never Happened

**By Opponents**—Never Happened

### SAFETY SCORED

**By Titans**—Josh Evans and Jason Fisk (sacked Mark Brunell), at Jacksonville, 1/23/00 (W)

**By Opponents**—Dan Pastorini ran out of the End Zone, at Miami, 12/24/78 (W)

### THREE INTERCEPTIONS

**By Titans**—Never in Titans era (since 1999)

**By Oilers**—Vernon Perry (4\*) at San Diego, 12/29/79 (W)

**By Opponents**—Never Happened

### TWO INTERCEPTIONS

**By Titans**—Never in Titans era (since 1999)

**By Oilers**—Bubba McDowell vs. N.Y. Jets, 12/29/91 (W)

**By Opponents**—Johnny Robinson vs. Dallas Texans, 12/23/62 (L)

### THREE SACKS

**By Titans**—Jeffery Simmons vs. Cincinnati, 1/22/22 (L)

**By Opponents**—Willie McGinest at New England, 1/10/04 (L)

## LAST TIME IN A SEASON THE TITANS ...

### TEAM OFFENSE

- Ranked 1st in Overall Offense — 1990
- Ranked 1st in Rushing Offense — 1967 (AFL)
- Ranked 1st in Passing Offense — 1992

### TEAM DEFENSE

- Ranked 1st in Overall Defense — 2000
- Ranked 1st in Rushing Defense — 2022
- Ranked 1st in Passing Defense — 2000

### GAMES WON (REGULAR SEASON)

- 10 Wins — 2021 (12-5)
- 11 Wins — 2021 (12-5)
- 12 Wins — 2021 (12-5)
- 13 Wins — 2008 (13-3)

### ADVANCED IN PLAYOFFS

- Wild Card Round — 2021
- Divisional Round — 2021
- Conference Championship — 2019
- Super Bowl — 1999

### RUSHING

- 1,000 Yards — Derrick Henry (1,538), 2022
- 1,500 Yards — Derrick Henry (1,538), 2022
- 2,000 Yards — Derrick Henry (2,027), 2020
- 300 Attempts — Derrick Henry (349), 2022
- 400 Attempts — Eddie George (403), 2000
- 10 Touchdowns — Derrick Henry (13), 2022
- 15 Touchdowns — Derrick Henry (17), 2020

### PASSING

- 3,000 Yards — Ryan Tannehill (3,734), 2021
- 3,500 Yards — Ryan Tannehill (3,734), 2021
- 4,000 Yards — Warren Moon (4,690), 1991
- 400 Attempts — Ryan Tannehill (531), 2021
- 500 Attempts — Ryan Tannehill (531), 2021
- 600 Attempts — Warren Moon (655), 1991
- 20 Touchdowns — Ryan Tannehill (21), 2021
- 30 Touchdowns — Ryan Tannehill (33), 2020
- 90.0 Passer Rating — Ryan Tannehill (94.6), 2022
- 100.0 Passer Rating — Ryan Tannehill (106.5), 2020

### RECEIVING

- 80 Receptions — Delanie Walker (94), 2015
- 90 Receptions — Delanie Walker (94), 2015
- 100 Receptions — Haywood Jeffires (100), 1991
- 1,000 Yards — A.J. Brown (1,075), 2020
- 1,500 Yards — Charlie Hennigan (1,546), 1964
- 10 Touchdowns — A.J. Brown (11), 2020
- 15 Touchdowns — Bill Groman (17), 1961

### SCORING

- 100 Points — Randy Bullock (120), 2021
- 110 Points — Randy Bullock (120), 2021
- 120 Points — Randy Bullock (120), 2021
- 130 Points — Ryan Succop (136), 2017
- 30 Field Goals — Ryan Succop (35), 2017
- 35 Field Goals — Ryan Succop (35), 2017
- 10 Touchdowns — Derrick Henry (13), 2022
- 15 Touchdowns — Derrick Henry (17), 2020

### DEFENSE

- 7 Interceptions — Kevin Byard (8), 2017
- 8 Interceptions — Kevin Byard (8), 2017
- 9 Interceptions — Mike Reinfeldt (12), 1979
- 10 Interceptions — Mike Reinfeldt (12), 1979
- 10 Sacks — Harold Landry III (12), 2021
- 12 Sacks — Harold Landry III (12), 2021
- 14 Sacks — Jevon Kearse (14.5), 1999
- 150 Tackles — Wesley Woodyard (172), 2017
- 175 Tackles — Keith Bulluck (180), 2002
- 200 Tackles — Gregg Bingham (212), 1980

## TITANS RECORDS AT A GLANCE

### Team record holders in major statistical categories

### SCORING

- Points (Game) — 30 by Billy Cannon (5 TDs) at N.Y. Titans, 12/10/61
- Points (Season) — 136 by Al Del Greco, 1998; by Ryan Succop, 2017
- Points (Career) — 1,060 by Al Del Greco, 1991-00
- Touchdowns (Game) — 5 by Billy Cannon at N.Y. Titans, 12/10/61
- Touchdowns (Season) — 19 by Earl Campbell, 1979
- Touchdowns (Career) — 85 by Derrick Henry, 2016-23
- Field Goals (Game) — 8 by Rob Bironas at Hou., 10/21/07
- Field Goals (Season) — 36 by Al Del Greco, 1998
- Field Goals (Career) — 246 by Al Del Greco, 1991-00

### RUSHING

- Rushing Yards (Game) — 250 by Derrick Henry at Hou., 1/3/21
- Rushing Yards (Season) — 2,027 by Derrick Henry, 2020
- Rushing Yards (Career) — 10,009 by Eddie George, 1996-03
- Rushing Touchdowns (Game) — 4 by Earl Campbell vs. Mia., 11/20/78; Lorenzo White vs. Cle., 12/9/90; Derrick Henry vs. Jax, 12/6/18
- Rushing Touchdowns (Season) — 19 by Earl Campbell, 1979
- Rushing Touchdowns (Career) — 82 by Derrick Henry, 2016-23

### PASSING

- Passing Yards (Game) — 527 by Warren Moon at K.C., 12/16/90
- Passing Yards (Season) — 4,690 by Warren Moon, 1991
- Passing Yards (Career) — 33,685 by Warren Moon, 1984-93
- Passing Touchdowns (Game) — 7 by George Blanda vs. N.Y. Titans, 11/19/61
- Passing Touchdowns (Season) — 36 by George Blanda, 1961
- Passing Touchdowns (Career) — 196 by Warren Moon, 1984-93
- Passer Rating (Game) — 158.3 by Chris Chandler at Cin., 9/24/95
- Passer Rating (Season) — 117.5 by Ryan Tannehill, 2019
- Passer Rating (Career) — 98.0 by Ryan Tannehill, 2019-23

### RECEIVING

- Receptions (Game) — 13 (three times, last by Drew Bennett at Oak., 12/19/04)
- Receptions (Season) — 101 by Charlie Hennigan, 1964
- Receptions (Career) — 542 by Ernest Givins, 1986-94
- Receiving Yards (Game) — 272 by Charlie Hennigan at Bos., 10/13/61
- Receiving Yards (Season) — 1,746 by Charlie Hennigan, 1961
- Receiving Yards (Career) — 7,935 by Ernest Givins, 1986-94
- Receiving Touchdowns (Game) — 3 (18 times, last by DeAndre Hopkins vs. Atl., 10/29/23)
- Receiving Touchdowns (Season) — 17 by Bill Groman, 1961
- Receiving Touchdowns (Career) — 51 by Charlie Hennigan, 1960-66

### PUNTING

- Punts (Game) — 11 (twice by Rich Camarillo, last at Pit., 12/3/95)
- Punts (Season) — 96 by Rich Camarillo, 1994
- Punts (Career) — 923 by Brett Kern, 2009-21

### PUNT RETURNS

- Punt Return Yards (Game) — 160 by Darius Reynaud vs. Jax., 12/30/12
- Punt Return Average (Season) — 15.4 by Billy Johnson, 1977
- Punt Return Average (Career) — 13.2 by Billy Johnson, 1974-80

### KICKOFF RETURNS

- Kickoff Return Yards (Game) — 240 by Bobby Jancik at Oak., 12/22/63
- Kickoff Return Average (Season) — 31.7 by Darius Jennings, 2018
- Kickoff Return Average (Career) — 26.5 by Bobby Jancik, 1962-67

### INTERCEPTIONS

- Interceptions (Game) — 3 (nine times, last by Kevin Byard at Cle., 10/22/17)
- Interceptions (Season) — 12 by Freddy Glick, 1963; by Mike Reinfeldt, 1979
- Interceptions (Career) — 45 by Jim Norton, 1960-68

### SACKS

- Sacks (Game) — 4 (five times, last by William Fuller vs. Pit., 11/28/93)
- Sacks (Season) — 17 by Elvin Bethea, 1973
- Sacks (Career) — 105 by Elvin Bethea, 1968-83

## TENNESSEE TITANS 2023 PARTICIPATION CHART

Player	9/10	9/17	9/24	10/1	10/8	10/15	10/29	11/2	11/12	11/19	11/26	12/3	12/11	12/17	12/24	12/31	1/6-7	Season Totals			
	@NO	LAC	@Cle	Cin	@Ind	Bal	Atl	@Pit	@TB	@Jax	Car	Ind	@Mia	Hou	Sea	@Hou	Jax	GP	GS	DNP	IA
Al-Shaair, Azeez	LB	LB	LB	LB	LB	LB	LB	LB	LB									9	9	0	0
Autry, Denico	DL	DL	P	DL	DL	DL	DL	DL	DL									9	8	0	0
Avery, Tre	IA	P	P	P	P	P	P	P	P									8	0	0	1
Brewer, Aaron	C	C	C	C	C	C	C	C	C									9	9	0	0
Brown, Mike	P	P	P	IR	IR	IR	IR	IR	IR									3	0	0	0
Brown, Shakel	IR	IR	IR	IR	IR	IR	IR	IR	IR									0	0	0	0
Brunskill, Daniel	RG	RG	RG	RG	RG	RG	RG	RG	IA									8	8	0	1
Burks, Treyton	WR	WR	WR	IA	IA	IA	WR	WR	X									5	5	0	3
Byard, Kevin	S	S	S	S	S	S	X	X	X									5	5	0	0
Campbell, Chance	PS	PS	P	P	P	P	X	PS	DNP									4	0	1	0
Carter, Shyheim	PS	PS	PS	P	PS	P	X	PS	PS									2	0	0	0
Chestnut, Julius	P	P	P	IR	IR	IR	IR	IR	IR									3	0	0	0
Cox, Morgan	P	P	P	P	P	P	P	P	P									9	0	0	0
Cruikshank, Dane	X	X	X	PS	P	P	PS	PS	X									2	0	0	0
Davidson, Marlon	X	X	X	X	X	X	PS	PS	PS									0	0	0	0
Dillard, Andre	LT	LT	LT	LT	LT	LT	P	LT	LT									9	8	0	0
Dowell, Colton	IA	IA	IA	P	P	P	IA	IA	IA									3	0	0	6
Duncan, Jaelyn	IA	P	IA	IA	IA	IA	IA	P	P									3	0	0	6
Dwumfour, Michael	PS	PS	X	X	X	X	X	X	X									0	0	0	0
Edmunds, Terrell	X	X	X	X	X	X	P	S	P									3	1	0	0
Farley, Caleb	PUP	PUP	PUP	PUP	PUP	PUP	PUP	PUP	PUP									0	0	0	0
Folk, Nick	P	P	P	P	P	P	P	P	P									9	0	0	0
Fulton, Kristian	CB	IA	CB	CB	CB	CB	CB	CB	CB									8	8	0	1
Garror, Eric	PS	P	PS	PS	PS	PS	DB	P	P									4	1	0	0
Gibbens, Jack	LB	LB	LB	LB	LB	LB	LB	LB	LB									9	9	0	0
Gifford, Luke	P	P	OLB	IA	IA	IA	P	P	P									6	1	0	3
Gipson, Trevis	P	IA	IA	P	P	P	P	P	P									7	0	0	2
Gowan, Tay	X	X	X	X	X	PS	PS	PS	PS									0	0	0	0
Harrison, Tre'Shaun	PS	PS	PS	PS	PS	PS	PS	PS	PS									0	0	0	0
Haskins, Hassan	EX	EX	IR	IR	IR	IR	IR	IR	IR									0	0	0	0
Henry, Derrick	RB	RB	RB	RB	RB	RB	RB	RB	RB									9	9	0	0
Hooker, Amani	S	IA	S	S	S	S	S	S	S									8	8	0	1
Hopkins, DeAndre	WR	WR	WR	WR	WR	WR	WR	WR	WR									9	9	0	0
Hubbard, Chris	RT	RT	RT	RT	RT	RT	RT	IA	RT									8	8	0	1
Jackson, Kearis	P	P	IR	IR	IR	IR	IR	IR	IR									2	0	0	0
Jackson, Matthew	P	P	P	P	P	P	P	P	P									9	0	0	0
Johnson, Jaleel	X	X	P	PS	P	P	P	IA	P									5	0	0	1
Jones, Joe	X	X	X	X	X	X	P	PS	PS									1	0	0	0
Jones, Naquan	P	P	P	P	P	NT	P	P	X									8	1	0	0
Kendall, Anthony	P	P	P	P	P	P	P	P	P									9	0	0	0
Key, Arden	P	P	OLB	P	P	P	OLB	OLB	P									9	3	0	0
Kinsey, Mason	PS	PS	P	P	PS	PS	PS	PS	PS									2	0	0	0
Landry III, Harold	OLB	OLB	P	OLB	OLB	OLB	P	P	OLB									9	6	0	0
Levin, Corey	DNP	P	P	P	P	P	P	P	P									8	0	1	0
Levis, Will	IA	IA	IA	IA	IA	IA	QB	QB	QB									3	3	0	6
Mack, Alizé	IR	X	X	X	X	X	X	X	X									0	0	0	0
Marsh, Armani	PS	PS	PS	PS	PS	X	X	X	X									0	0	0	0
McCreary, Roger	P	CB	P	CB	CB	CB	IA	IA	CB									7	5	0	2
McLendon Jr., TK	PS	PS	PS	PS	PS	PS	PS	PS	P									1	0	0	0
Molden, Elijah	P	S	P	IA	P	IA	S	DB	S									7	4	0	2
Moore, Chris	P	P	P	WR	WR	WR	P	P	P									9	3	0	0
Murphy, Caleb	IA	IA	IA	P	IA	IA	IA	IA	IA									1	0	0	8
Murphy-Bunting, Sean	CB	CB	CB	CB	CB	CB	CB	CB	IA									8	8	0	1
Murray, Justin	P	PS	P	P	P	X	X	X	X									4	0	0	0
Newman, Xavier	DNP	LG	P	P	X	X	X	X	X									3	1	1	0
Odukoya, Thomas	PS	PS	PS	PS	PS	PS	PS	PS	PS									0	0	0	0
Ojukwu, John	PS	PS	PS	PS	PS	PS	PS	PS	PS									0	0	0	0
Okonkwo, Chig	TE	TE	TE	P	TE	P	TE	TE	TE									9	7	0	0
Patrick, Jacques	X	PS	PS	PS	PS	PS	X	X	X									0	0	0	0
Peevy, Jayden	IA	P	PS	PS	PS	X	X	X	X									1	0	0	1
Peko, Kyle	DT	DT	DT	P	DT	DE	DT	DT	DT									9	8	0	0
Petit-Frere, Nicholas	SUS	SUS	SUS	SUS	EX	P	LT	RT	IR									3	2	0	0
Phillips, Kyle	IR	IR	IR	IR	P	P	P	P	P									5	0	0	0
Rader, Kevin	PS	PS	PS	P	P	P	P	P	P									6	0	0	0
Radunz, Dillon	IA	P	LG	LG	P	P	P	P	RG									8	3	0	1
Reese IV, Otis	P	P	X	PS	PS	PS	PS	PS	IR									2	0	0	0
Rice, Monty	P	P	P	P	P	P	P	P	P									9	0	0	0
Roos, Jordan	PS	X	X	X	X	X	X	X	X									0	0	0	0
Rupcich, Andrew	PS	PS	PS	PS	PS	PS	PS	PS	P									1	0	0	0
Rush, Thomas	PS	PS	PS	PS	PS	PS	PS	PS	PS									0	0	0	0
Shelvin, Tyler	IR	X	X	X	X	X	X	X	X									0	0	0	0
Simmons, Jeffery	DT	DT	DT	DT	DT	DT	DT	DT	DT									9	9	0	0
Simmons, Lachavious	X	X	X	X	X	X	X	X	PS									0	0	0	0
Skoronski, Peter	LG	IA	IA	IA	LG	LG	LG	LG	LG									6	6	0	3
Smith, Shi	X	X	X	PS	PS	PS	PS	PS	PS									0	0	0	0
Spears, Tyjae	P	P	P	P	P	P	P	P	P									9	0	0	0
Stallworth, Taylor	X	X	X	X	X	P	IR	IR	IR									1	0	0	0
Stonehouse, Ryan	P	P	P	P	P	P	P	P	P									9	0	0	0
Tannehill, Ryan	QB	QB	QB	QB	QB	QB	IA	IA	IA									6	6	0	3
Tart, Tear	NT	NT	NT	NT	IA	IA	P	P	DT									7	5	0	2
Thompson, Josh	X	X	X	X	X	X	X	X	PS									0	0	0	0
Vildor, Kindle	P	DNP	IA	DNP	P	X	X	X	X									2	0	2	1
Wallace, K'Von	X	X	X	X	X	X	P	P	P									3	0	0	0
Ward, Jonathan	X	X	X	X	X	X	P	P	P									3	0	0	0
Weaver, Rashad	P	P	P	P	P	P	IA	P	IA									7	0	0	2
Wesco, Trevon	TE	P	TE	TE	P	TE	TE	P	TE									9	6	0	0
Westbrook-Ikhine, Nick	P	WR	P	WR	WR	WR	P	P	P									9	4	0	0
Whyle, Josh	P	P	P	P	TE	P	IA	P	TE									8	2	0	1
Willis, Malik	DNP	DNP	P	DNP	DNP	P	P	DNP	DNP									3	0	6	0
York, Cade	PS	PS	PS	PS	PS	PS	PS	PS	X									0	0	0	0

Starters indicated by position (QB, RB, ILB, etc.); P = played but did not start; DNP = active but did not play; IA = inactive for game; PS = practice squad; PS-I = practice squad injured; P/SUS = practice squad/suspended; X = not on roster; IR = injured reserve; SUS = reserve/suspended; NFI = non-football illness; PUP = physically unable to perform; EX = exempt

GAME PREVIEW

TEAM NOTES

PLAYER NOTES

MEDIA

STATISTICS

ROSTERS

## 2023 TENNESSEE TITANS TRANSACTIONS

### January 2

Placed on injured reserve – **DB ANDREW ADAMS**  
Signed – **S MIKE BROWN** from the Cleveland Browns practice squad  
Signed to the practice squad – **DB NATE MEADORS**

### January 3

Signed to the practice squad – **DT CURTIS BROOKS, CB SHYHEIM CARTER, OLB SAM OKUAYINONU**

### January 9

Relieved of their duties – offensive line coach **KEITH CARTER**, offensive coordinator **TODD DOWNING**, offensive skills assistant **ERIK FRAZIER** and secondary coach **ANTHONY MIDGET**

### January 10

Signed to future contracts – **DT CURTIS BROOKS, CB SHYHEIM CARTER, OL ZACK JOHNSON, WR MASON KINSEY, OLB ZACH McCLOUD, TE THOMAS ODUKOYA, OLB SAM OKUAYINONU, DT JAYDEN PEEVY, WR REGGIE ROBERSON JR., OL ANDREW RUPCICH, K CALEB SHUDAK**

### January 12

Signed to a future contract – **TE JUSTIN RIGG**

### January 17

Signed to a future contract – **OL JOHN LEGLUE**

### January 18

Hired – **RAN CARTHON** as the franchise's 14th general manager

### January 23

Signed to a future contract – **NT TYLER SHELVIN**

### February 7

Elevated to offensive coordinator – **TIM KELLY**  
Elevated to offensive line coach – **JASON HOUGHTALING**  
Hired as passing game coordinator/quarterbacks coach – **CHARLES LONDON**  
Hired as defensive pass game coordinator/cornerbacks coach – **CHRIS HARRIS**  
Hired as defensive quality control coach – **JUSTIN HAMILTON**  
Hired as defensive quality control coach – **LORI LOCUST**  
Moved to tight ends coach – **TONY DEWS**  
Moved to pass game analyst – **PAT O'HARA**  
Moved to run game analyst – **LUKE STECKEL**

### February 21

Elevated to assistant director of sports performance – **BRIAN BELL**  
Elevated to assistant head coach - defense/defensive line coach – **TERRELL WILLIAMS**  
Elevated to director of football administration – **JOHN STREICHER**  
Hired as run game coordinator/running backs coach – **JUSTIN OUTTEN**

### February 22

Terminated vested veterans – **K RANDY BULLOCK, WR ROBERT WOODS**  
Terminated vested veterans failed physical – **LB ZACH CUNNINGHAM, T TAYLOR LEWAN**

### March 10

Terminated vested veteran failed physical – **C BEN JONES**

### March 16

Terminated vested veteran – **OLB BUD DUPREE**  
Signed as exclusive rights free agent – **DT NAQUAN JONES**  
Signed as free agent – **WR NICK WESTBROOK-IKHINE**

### March 20

Signed as unrestricted free agents – **LB AZEEZ AL-SHAAIR, OL DANIEL BRUNSKILL, T ANDRE DILLARD, LB LUKE GIFFORD, OLB ARDEN KEY**

### March 21

Signed as unrestricted free agent – **CB SEAN MURPHY-BUNTING**  
Hired as offensive line assistant – **MATT JONES**  
Hired as special teams assistant – **ANTHONY LEVINE**  
Hired as special teams assistant – **TOM QUINN**

### March 31

Signed as unrestricted free agents – **C/G COREY LEVIN, TE TREVON WESCO**

### April 4

Signed as restricted free agent – **G/C AARON BREWER**

### April 17

Signed as unrestricted free agent – **LB BEN NIEMANN**

### April 19

Signed as unrestricted free agent – **WR CHRIS MOORE**

### April 27

Drafted - **OL PETER SKORONSKI** (first round, 11th overall)

### April 28

Traded - a 2023 second-round pick (41st overall), a 2023 third-round pick (72<sup>nd</sup> overall) and a 2024 third-round pick to the Arizona Cardinals for their 2023 second-round pick (33rd overall) and their 2023 third-round pick (81st overall)

Drafted – **QB WILL LEVIS** (second round, 33rd overall), **RB TYJAE SPEARS** (third round, 81st overall)

### April 29

Drafted – **TE JOSH WHYLE** (fifth round, 147th overall), **OL JAELYN DUNCAN** (sixth round, 186th overall), **WR COLTON DOWELL** (seventh round, 228th overall)

### May 12

Signed - fifth-round choice **TE JOSH WHYLE**, sixth-round choice **OL JAELYN DUNCAN** and seventh-round choice **WR COLTON DOWELL**

Signed undrafted free agents – **DT SHAKEL BROWN, WR JACOB COPELAND, WR TRE'SHAUN HARRISON, S MATTHEW HARRISON, CB STEVEN JONES JR., S TYREQUE JONES, CB ANTHONY KENDALL, RB CHUCK McCLELLAND, DE TK McLENDON JR., OLB CALEB MURPHY, T JOHN OJUKWU, LB OTIS REESE IV, OLB THOMAS RUSH and K TREY WOLFF**

### May 15

Signed free agents – **DB ALONZO DAVIS, C JAMES EMPEY, DB ERIC GARROR, WR GAVIN HOLMES, WR KEARIS JACKSON and DB ARMANI MARSH**

### May 18

Signed as free agent – **TE ALIZÉ MACK**

### May 25

Signed - third-round choice **RB TYJAE SPEARS**

### May 30

Signed - first-round choice **OL PETER SKORONSKI**  
Signed as free agent – **DT JALEEL JOHNSON**

### June 5

Signed as restricted free agent – **NT TEAIR TART**

### July 20

Waived – **RB CHUCK McCLELLAND**

### July 23

Signed – second-round choice **QB WILL LEVIS**  
Declared physically unable to perform – **CB CALEB FARLEY, OL DILLON RADUNZ**

Declared non-football illness – **DB JOSH THOMPSON**

### July 24

Signed as free agent – **WR DeANDRE HOPKINS**

### July 26

Waived – **DT CURTIS BROOKS**  
Signed as free agent – **S A.J. MOORE JR.**

### July 28

Waived – **C JAMES EMPEY**  
Signed as free agent – **OL CHRIS HUBBARD**

### August 2

Waived – **WR JACOB COPELAND**  
Signed as free agent – **C/G JIMMY MURRAY**

### August 3

Terminated vested veteran – **OL JAMARCO JONES**

### August 5

Signed as free agent – **OL JUSTIN MURRAY**

### August 14

Passed physical – **DB JOSH THOMPSON**  
Placed on injured reserve – **DT SHAKEL BROWN**  
Waived – **CB CHRIS JACKSON**  
Signed as free agents – **RB JACQUES PATRICK, DT KYLE PEKO**

### August 16

Waived – **OLB ZACH McCLOUD**  
Signed as free agent – **DT MICHAEL DWUMFOUR**

### August 20

Terminated vested veteran – **S A.J. MOORE JR.**

### August 21

Signed as free agent – **DT TREVON COLEY**

### August 22

Waived – **K CALEB SHUDAK, K TREY WOLFF**  
Signed as free agent – **K MICHAEL BADGLEY**

### August 27

## 2023 TENNESSEE TITANS TRANSACTIONS

Terminated vested veteran – **K MICHAEL BADGLEY**

Waived – **DB ALONZO DAVIS, WR GAVIN HOLMES, OL ZACK JOHNSON, C/G JIMMY MURRAY, TE JUSTIN RIGG**

### August 28

Waived injured – **TE ALIZÉ MACK, DB JOSH THOMPSON, RB JONATHAN WARD**

Passed physical – **OL DILLON RADUNZ**

Placed on injured reserve – **RB HASSAN HASKINS**

### August 29

Terminated vested veterans – **DT TREVON COLEY, DT JALEEL JOHNSON, LB BEN NIEMANN, DT KYLE PEKO, TE KEVIN RADER, G JORDAN ROOS**

Waived – **LB CHANCE CAMPBELL, CB SHYHEIM CARTER, DT MICHAEL DWUMFOUR, DB ERIC GARROR, WR TRE'SHAUN HARRISON, CB STEVEN JONES JR., S TYREQUE JONES, WR MASON KINSEY, OL JOHN LEGLUE, DB ARMANI MARSH, DE TK McLENDON JR., WR RACEY McMATH, TE THOMAS ODUKOYA, T JOHN OJUKWU, OLB SAM OKUAYINONU, RB JACQUES PATRICK, WR REGGIE ROBERSON JR., OL ANDREW RUPCICH, OLB THOMAS RUSH**

Waived injured – **NT TYLER SHELVIN**

Placed on reserve/physically unable to perform – **CB CALEB FARLEY**

Placed on Commissioner exempt list – **RB HASSAN HASKINS**

Placed on reserve/suspended by Commissioner – **OL NICHOLAS PETIT-FRERE**

Traded – a 2025 seventh-round pick to the New England Patriots for **K NICK FOLK**

### August 30

Claimed – **CB KINDLE VILDOR** off waivers from the Chicago Bears

Terminated vested veteran – **C/G COREY LEVIN**

Signed to the practice squad – **LB CHANCE CAMPBELL, CB SHYHEIM CARTER, DT MICHAEL DWUMFOUR, DB ERIC GARROR, WR TRE'SHAUN HARRISON, WR MASON KINSEY, DB ARMANI MARSH, DE TK McLENDON JR., TE THOMAS ODUKOYA, T JOHN OJUKWU, OLB SAM OKUAYINONU, DT KYLE PEKO, TE KEVIN RADER, G JORDAN ROOS, OL ANDREW RUPCICH, OLB THOMAS RUSH**

Waived with an injury settlement – **DB JOSH THOMPSON, RB JONATHAN WARD**

### August 31

Placed on injured reserve – **WR KYLE PHILIPS**

Terminated vested veteran – **OL JUSTIN MURRAY**

Signed as free agents – **C/G COREY LEVIN, OLB TREVIS GIPSON**

Released from the practice squad – **OLB SAM OKUAYINONU**

Signed to the practice squad – **K CADE YORK**

### September 4

Waived with an injury settlement – **TE ALIZÉ MACK**

### September 7

Waived with an injury settlement – **NT TYLER SHELVIN**

### September 9

Activated from the practice squad to the active roster standard elevation – **OL JUSTIN MURRAY, DT KYLE PEKO**

### September 14

Released from the practice squad – **G JORDAN ROOS**

Signed to the practice squad – **RB JACQUES PATRICK**

### September 16

Activated from the practice squad to the active roster standard elevation – **CB ERIC GARROR, DT KYLE PEKO**

### September 19

Waived – **DE JAYDEN PEEVY**

Signed to the active roster from the practice squad – **DT KYLE PEKO**

Released from the practice squad – **DT MICHAEL DWUMFOUR**

### September 20

Signed to the practice squad – **DT JALEEL JOHNSON**

### September 21

Signed to the practice squad – **DE JAYDEN PEEVY**

### September 22

Waived – **LB OTIS REESE IV**

Placed on injured reserve – **WR KEARIS JACKSON**

Signed to the active roster from the practice squad – **LB CHANCE CAMPBELL, WR MASON KINSEY**

### September 23

Reverted back to injured reserve from Commissioner exempt list – **RB HASSAN HASKINS**

Activated from the practice squad to the active roster standard elevation – **DT**

**JALEEL JOHNSON, OL JUSTIN MURRAY**

### September 25

Signed to the practice squad – **DB DANE CRUIKSHANK**

### September 26

Placed on injured reserve – **S MIKE BROWN, RB JULIUS CHESTNUT**

Signed to the active roster from the practice squad – **OL JUSTIN MURRAY**

Signed to the practice squad – **LB OTIS REESE IV, WR SHI SMITH**

### September 30

Activated from the practice squad to the active roster standard elevation – **DB SHYHEIM CARTER, TE KEVIN RADER**

### October 2

Waived – **WR MASON KINSEY, C/G XAVIER NEWMAN**

Designated to return to practice – **WR KYLE PHILIPS**

### October 4

Signed to the active roster from the practice squad – **TE KEVIN RADER**

Signed to the practice squad – **WR MASON KINSEY**

### October 7

Activated from the practice squad to the active roster standard elevation – **DB DANE CRUIKSHANK, DT JALEEL JOHNSON**

Activated from injured reserve to the active roster – **WR KYLE PHILIPS**

### October 9

Reinstated to active roster from Commissioner exempt list – **OL NICHOLAS PETIT-FRERE**

Released from the practice squad – **DB ARMANI MARSH, DE JAYDEN PEEVY**

Signed to the practice squad – **DB TAY GOWAN, DT TAYLOR STALLWORTH**

### October 14

Waived – **CB KINDLE VILDOR**

Terminated vested veteran – **OL JUSTIN MURRAY**

Signed to the active roster from the practice squad – **DB SHYHEIM CARTER, DT TAYLOR STALLWORTH**

Activated from the practice squad to the active roster standard elevation – **DB DANE CRUIKSHANK, DT JALEEL JOHNSON**

### October 24

Traded – **S KEVIN BYARD** to the Philadelphia Eagles for **S TERRELL EDMUNDS**, their 2024 fifth-round pick and their 2024 sixth-round pick

Released from the practice squad – **RB JACQUES PATRICK**

Signed to the practice squad – **LB JOE JONES, RB JONATHAN WARD**

### October 25

Signed to the practice squad – **DT MARLON DAVIDSON**

Placed on injured reserve – **DT TAYLOR STALLWORTH**

Claimed – **S K'VON WALLACE** off waivers from the Arizona Cardinals

### October 28

Waived – **LB CHANCE CAMPBELL, DB SHYHEIM CARTER**

Signed to the active roster from the practice squad – **DB ERIC GARROR, DT JALEEL JOHNSON**

Activated from the practice squad to the active roster standard elevation – **LB JOE JONES, RB JONATHAN WARD**

### October 30

Designated to return to practice – **S MIKE BROWN**

Signed to the practice squad – **LB CHANCE CAMPBELL, DB SHYHEIM CARTER**

### November 1

Activated from the practice squad to the active roster standard elevation – **RB JONATHAN WARD**

### November 3

Practice squad **K CADE YORK** signed to the N.Y. Giants active roster

### November 7

Waived – **DT NAQUAN JONES**

Released from the practice squad – **DB DANE CRUIKSHANK**

Signed to the practice squad – **OL LACHAVIOUS SIMMONS, DB JOSH THOMPSON**

### November 11

Placed on injured reserve – **OL NICHOLAS PETIT-FRERE**

Signed to the active roster from the practice squad – **LB CHANCE CAMPBELL, RB JONATHAN WARD**

Activated from the practice squad to the active roster standard elevation – **DE TK McLENDON JR., OL ANDREW RUPCICH**

## TENNESSEE TITANS UNOFFICIAL DEPTH CHART

### OFFENSE

<b>WR</b>	16	Treyton Burks	11	Chris Moore	18	Kyle Philips
<b>TE</b>	88	Trevon Wesco	86	Kevin Rader		
<b>LT</b>	71	Andre Dillard	75	Dillon Radunz		
<b>LG</b>	<u>77</u>	<u>Peter Skoronski</u>	75	Dillon Radunz		
<b>C</b>	55	Aaron Brewer	62	Corey Levin		
<b>RG</b>	60	Daniel Brunskill	75	Dillon Radunz		
<b>RT</b>	66	Chris Hubbard	<u>79</u>	<u>Jaelyn Duncan</u>		
<b>TE</b>	85	Chig Okonkwo	<u>81</u>	<u>Josh Whyte</u>		
<b>WR</b>	10	DeAndre Hopkins	15	Nick Westbrook-Ikhine	<u>14</u>	<u>Colton Dowell</u>
<b>QB</b>	<u>8</u>	<u>Will Levis</u>	17	Ryan Tannehill	7	Malik Willis
<b>RB</b>	22	Derrick Henry	<u>32</u>	<u>Tyjae Spears</u>	20	Jonathan Ward

### DEFENSE

<b>DE</b>	96	Denico Autry	94	Jaleel Johnson		
<b>NT</b>	93	Teair Tart	95	Kyle Peko		
<b>DT</b>	98	Jeffery Simmons				
<b>OLB</b>	49	Arden Key	99	Rashad Weaver	<u>42</u>	<u>Caleb Murphy</u>
<b>ILB</b>	2	Azeez Al-Shaair	57	Luke Gifford		
<b>ILB</b>	50	Jack Gibbens	56	Monty Rice	45	Chance Campbell
<b>OLB</b>	58	Harold Landry III	51	Trevis Gipson		
<b>CB</b>	0	Sean Murphy-Bunting	21	Roger McCreary	<u>40</u>	<u>Anthony Kendall</u>
<b>S</b>	24	Elijah Molden	38	Terrell Edmunds		
<b>S</b>	37	Amani Hooker	35	K'Von Wallace	<u>39</u>	<u>Matthew Jackson</u>
<b>CB</b>	26	Kristian Fulton	23	Tre Avery	<u>33</u>	<u>Eric Garror</u>

### SPECIAL TEAMS

<b>K</b>	6	Nick Folk	4	Ryan Stonehouse
<b>KO</b>	6	Nick Folk	4	Ryan Stonehouse
<b>P</b>	4	Ryan Stonehouse	6	Nick Folk
<b>H</b>	4	Ryan Stonehouse	17	Ryan Tannehill
<b>PR</b>	<u>33</u>	<u>Eric Garror</u>	18	Kyle Philips
<b>KOR</b>	<u>32</u>	<u>Tyjae Spears</u>	20	Jonathan Ward
<b>LS</b>	46	Morgan Cox	50	Jack Gibbens

Rookies are underlined

As of Nov. 12, 2023

## TITANS PRONUNCIATION GUIDE

**AZEEZ AL-SHAAIR** (uh-ZEEZ al-SHY-er); **TREYLON Burks** (TRAY-lin); **Chig OKONKWO** (oh-KAHN-kwoh); **Nicholas PETIT-FRERE** (puh-TEET FRAIR); **Dillon RADUNZ** (RAY-dinz); **Peter SKORONSKI** (skuh-RON-ski); **TYJAE Spears** (TAH-zhay); **Ryan TANNEHILL** (TAN-uh-hill); **TEAIR Tart** (tee-AIR); **Nick Westbrook-IKHINE** (uh-KEEN-ay); **Josh WHYLE** (WHY-lee)



## TENNESSEE TITANS ROSTER BY EXPERIENCE

<u>16TH YEAR</u>		<u>6TH YEAR</u>		<u>3RD YEAR</u>		<u>ROOKIE DRAFT PICKS</u>	
Nick Folk	K	Terrell Edmunds	S	Caleb Farley (PUP)	CB	Colton Dowell	WR
<u>14TH YEAR</u>		Arden Key	OLB	Elijah Molden	CB	Jaelyn Duncan	OL
Morgan Cox	LS	Harold Landry III	OLB	Kevin Rader	TE	Will Levis	QB
<u>12TH YEAR</u>		<u>5TH YEAR</u>		Dillon Radunz	OL	Peter Skoronski	OL
Ryan Tannehill	QB	Azeez Al-Shaair	LB	Monty Rice	LB	Tyjae Spears	RB
<u>11TH YEAR</u>		Daniel Brunskill	OL	Rashad Weaver	OLB	Josh Whyle	TE
DeAndre Hopkins	WR	Andre Dillard	T	<u>2ND YEAR</u>		<u>UNDRAFTED ROOKIES</u>	
<u>10TH YEAR</u>		Luke Gifford	LB	Tre Avery	CB	Shakel Brown (IR)	DT
Denico Autry	OLB	Amani Hooker	S	Treyton Burks	WR	Eric Garror	CB
Chris Hubbard	OL	Corey Levin	C/G	Chance Campbell	LB	Kearis Jackson (IR)	WR
<u>8TH YEAR</u>		Sean Murphy-Bunting	CB	Julius Chestnut (IR)	RB	Matthew Jackson	S
Derrick Henry	RB	Kyle Peko	DT	Hassan Haskins (IR)	RB	Anthony Kendall	CB
Chris Moore	WR	Jeffery Simmons	DT	Roger McCreary	CB	Caleb Murphy	OLB
<u>7TH YEAR</u>		Taylor Stallworth (IR)	DT	Chig Okonkwo	TE	As of Nov. 12, 2023	
Jaleel Johnson	DT	Trevon Wesco	TE	Nicholas Petit-Frere (IR)	OL		
		<u>4TH YEAR</u>		Kyle Philips	WR		
		Aaron Brewer	G/C	Ryan Stonehouse	P		
		Kristian Fulton	CB	Malik Willis	QB		
		Trevis Gipson	OLB	<u>1ST YEAR</u>			
		Teair Tart	DT	Mike Brown (IR)	S		
		K'Von Wallace	S	Jack Gibbens	LB		
		Jonathan Ward	RB				
		Nick Westbrook-Ikhine	WR				

## TENNESSEE TITANS ROSTER BY DRAFT ROUND

<u>ROUND 1</u>			<u>ROUND 4</u>			<u>UNDRAFTED</u>		
Player	Pos.	Year	Player	Pos.	Year	Player	Pos.	Year
Peter Skoronski	OL	2023	Hassan Haskins (IR)	RB	2022	Shakel Brown (IR)	DT	2023
Treyton Burks	WR	2022	Chig Okonkwo	TE	2022	Eric Garror	CB	2023
Caleb Farley (PUP)	CB	2021	Rashad Weaver	OLB	2021	Kearis Jackson (IR)	WR	2023
Andre Dillard	T	2019 (Phi)	K'Von Wallace	S	2020 (Phi)	Matthew Jackson	S	2023
Jeffery Simmons	DT	2019	Amani Hooker	S	2019	Anthony Kendall	CB	2023
Terrell Edmunds	S	2018 (Pit)	Trevon Wesco	TE	2019 (NYJ)	Caleb Murphy	OLB	2023
DeAndre Hopkins	WR	2013 (Hou)	Jaleel Johnson	DT	2017 (Min)	Tre Avery	CB	2022
Ryan Tannehill	QB	2012 (Mia)	Chris Moore	WR	2016 (Bal)	Mike Brown (IR)	S	2022 (Min)
<u>ROUND 2</u>			<u>ROUND 5</u>			Julius Chestnut (IR)	RB	2022
Player	Pos.	Year	Player	Pos.	Year	Jack Gibbens	LB	2022
Will Levis	QB	2023	Josh Whyle	TE	2023	Ryan Stonehouse	P	2022
Roger McCreary	CB	2022	Kyle Philips	WR	2022	Aaron Brewer	G/C	2020
Dillon Radunz	T	2021	Trevis Gipson	OLB	2020 (Chi)	Teair Tart	DT	2020
Kristian Fulton	CB	2020	<u>ROUND 6</u>			Jonathan Ward	RB	2020 (Ari)
Sean Murphy-Bunting	CB	2019 (TB)	Player	Pos.	Year	Nick Westbrook-Ikhine	WR	2020
Harold Landry III	OLB	2018	Jaelyn Duncan	OL	2023	Azeez Al-Shaair	LB	2019 (SF)
Derrick Henry	RB	2016	Chance Campbell	LB	2022	Luke Gifford	LB	2019 (Dal)
<u>ROUND 3</u>			Corey Levin	C/G	2017	Kevin Rader	TE	2018 (GB)
Player	Pos.	Year	Nick Folk	K	2007 (Dal)	Taylor Stallworth (IR)	DT	2018 (NO)
Tyjae Spears	RB	2023	<u>ROUND 7</u>			Daniel Brunskill	OL	2017 (Atl)
Nicholas Petit-Frere (IR)	OL	2022	Player	Pos.	Year	Kyle Peko	DT	2016 (Den)
Malik Willis	QB	2022	Colton Dowell	WR	2023	Denico Autry	OLB	2014 (Oak)
Elijah Molden	CB	2021				Chris Hubbard	OL	2013 (Pit)
Monty Rice	LB	2021				Morgan Cox	LS	2010 (Bal)
Arden Key	OLB	2018 (Oak)				As of Nov. 12, 2023		

GAME PREVIEW

TEAM NOTES

PLAYER NOTES

MEDIA

STATISTICS

ROSTERS

## HOW THE TENNESSEE TITANS WERE BUILT

YEAR	DRAFTEES (21)	FREE AGENTS (27)	TRADES/WAIVERS (5)
<b>2023</b>	OL Peter Skoronski (1) QB Will Levis (2) RB Tyjae Spears (3) TE Josh Whyle (5) OL Jaelyn Duncan (6) WR Colton Dowell (7)	LB Azeez Al-Shaair (UFA-SF) OL Daniel Brunskill (UFA-SF) T Andre Dillard (UFA-PHI) LB Luke Gifford (UFA-DAL) OLB Arden Key (UFA-JAX) CB Sean Murphy-Bunting (UFA-TB) TE Trevon Wesco (UFA-CHI) WR Chris Moore (UFA-HOU) DB Eric Garror (FA) S Matthew Jackson (FA) CB Anthony Kendall (FA) OLB Caleb Murphy (FA) WR DeAndre Hopkins (FA) OL Chris Hubbard (FA) DT Kyle Peko (FA) OLB Trevis Gipson (FA) DT Jaleel Johnson (FA)	K Nick Folk (T-NE) S Terrell Edmunds (T-PHI) S K'Von Wallace (W-ARI)
<b>2022</b>	WR Treylon Burks (1) CB Roger McCreary (2) QB Malik Willis (3b) TE Chig Okonkwo (4b) WR Kyle Philips (5) LB Chance Campbell (6b)	CB Tre Avery (FA) LB Jack Gibbens (FA) P Ryan Stonehouse (FA) TE Kevin Rader (FA) RB Jonathan Ward (FA)	
<b>2021</b>	OL Dillon Radunz (2) LB Monty Rice (3a) DB Elijah Molden (3b) OLB Rashad Weaver (4b)	DL Denico Autry (UFA-IND) LS Morgan Cox (UFA-BAL)	C/G Corey Levin (W-NYJ)
<b>2020</b>	CB Kristian Fulton (2)	G/C Aaron Brewer (FA) DT Teair Tart (FA) WR Nick Westbrook-Ikhine (FA)	
<b>2019</b>	DT Jeffery Simmons (1) S Amani Hooker (4)		QB Ryan Tannehill (T-MIA)
<b>2018</b>	OLB Harold Landry III (2)		
<b>2016</b>	RB Derrick Henry (2c)		

As of Nov. 12, 2023

## TENNESSEE TITANS POSITIONAL ROSTER - OFFENSE

### QUARTERBACKS (3)

8	Levis, Will	QB	6-4	229	6/27/99	R	Kentucky	Madison, Conn.	D2-'23
17	Tannehill, Ryan	QB	6-4	217	7/27/88	12	Texas A&M	Big Spring, Texas	T (MIA)-'19
7	Willis, Malik	QB	6-1	219	5/25/99	2	Liberty	Atlanta, Ga.	D3b-'22

### RUNNING BACKS (3)

22	Henry, Derrick	RB	6-3	247	1/4/94	8	Alabama	Yulee, Fla.	D2c-'16
32	Spears, Tyjae	RB	5-11	195	6/15/01	R	Tulane	Ponchatoula, La.	D3-'23
20	Ward, Jonathan	RB	6-0	202	9/30/97	4	Central Michigan	Kankakee, Ill.	FA-'22

### WIDE RECEIVERS (6)

16	Burks, Treyton	WR	6-2	225	3/23/00	2	Arkansas	Warren, Ark.	D1-'22
14	Dowell, Colton	WR	6-3	212	4/19/99	R	Tennessee-Martin	Lebanon, Tenn.	D7-'23
10	Hopkins, DeAndre	WR	6-1	212	6/6/92	11	Clemson	Central, S.C.	FA-'23
11	Moore, Chris	WR	6-1	200	6/16/93	8	Cincinnati	Tampa, Fla.	UFA (HOU)-'23
18	Philips, Kyle	WR	5-11	189	6/17/99	2	UCLA	San Marcos, Calif.	D5-'22
15	Westbrook-Ikhine, Nick	WR	6-2	211	3/21/97	4	Indiana	Lake Mary, Fla.	FA-'20

### TIGHT ENDS (4)

85	Okonkwo, Chig	TE	6-3	238	9/8/99	2	Maryland	Powder Springs, Ga.	D4b-'22
86	Rader, Kevin	TE	6-4	250	4/26/95	3	Youngstown State	Pittsburgh, Pa.	FA-'22
88	Wesco, Trevon	TE	6-3	267	9/12/95	5	West Virginia	Martinsburg, W.Va.	UFA (CHI)-'23
81	Whyte, Josh	TE	6-7	248	9/8/99	R	Cincinnati	Cincinnati, Ohio	D5-'23

### CENTERS (2)

55	Brewer, Aaron	G/C	6-1	295	10/28/97	4	Texas State	Dallas, Texas	FA-'20
62	Levin, Corey	C/G	6-4	307	8/12/94	5	Chattanooga	Dacula, Ga.	FA-'21

### GUARDS (3)

60	Brunskill, Daniel	OL	6-5	300	1/27/94	5	San Diego State	Valley Center, Calif.	UFA (SF)-'23
75	Radunz, Dillon	OL	6-6	301	3/28/98	3	North Dakota State	Becker, Minn.	D2-'21
77	Skoronski, Peter	OL	6-4	313	7/31/01	R	Northwestern	Park Ridge, Ill.	D1-'23

### TACKLES (3)

71	Dillard, Andre	T	6-5	315	10/3/95	5	Washington State	Woodinville, Wash.	UFA (PHI)-'23
79	Duncan, Jaelyn	OL	6-6	306	7/8/00	R	Maryland	New Carrollton, Md.	D6-'23
66	Hubbard, Chris	OL	6-4	295	4/23/91	10	Alabama-Birmingham	Columbus, Ga.	FA-'23

### LONG SNAPPER (1)

46	Cox, Morgan	LS	6-4	233	4/26/86	14	Tennessee	Collierville, Tenn.	UFA (BAL)-'21
----	-------------	----	-----	-----	---------	----	-----------	---------------------	---------------

### PLACEKICKERS (1)

6	Folk, Nick	K	6-1	225	11/5/84	16	Arizona	Sherman Oaks, Calif.	T (NE)-'23
---	------------	---	-----	-----	---------	----	---------	----------------------	------------

As of Nov. 12, 2023

## TENNESSEE TITANS POSITIONAL ROSTER - DEFENSE

### DEFENSIVE LINEMEN (5)

96	Autry, Denico	DL	6-5	285	7/15/90	10	Mississippi State	Albemarle, N.C.	UFA (IND)-'21
94	Johnson, Jaleel	DT	6-3	316	7/12/94	7	Iowa	Brooklyn, N.Y.	FA-'23
95	Peko, Kyle	DT	6-1	305	7/23/93	5	Oregon State	La Habra, Calif.	FA-'23
98	Simmons, Jeffery	DL	6-4	305	7/28/97	5	Mississippi State	Macon, Miss.	D1-'19
93	Tart, Teair	DT	6-2	304	2/28/97	4	Florida International	Philadelphia, Pa.	FA-'20

### LINEBACKERS (10)

2	Al-Shaair, Azeez	LB	6-2	228	8/4/97	5	Florida Atlantic	Tampa, Fla.	UFA (SF)-'23
45	Campbell, Chance	LB	6-2	232	10/8/99	2	Mississippi	Ellicott City, Md.	D6b-'22
50	Gibbens, Jack	LB	6-3	242	11/24/98	1	Minnesota	Bulverde, Texas	FA-'22
57	Gifford, Luke	LB	6-3	243	8/28/95	5	Nebraska	Lincoln, Neb.	UFA (DAL)-'23
51	Gipson, Trevis	OLB	6-4	263	6/13/97	4	Tulsa	Cedar Hill, Texas	FA-'23
49	Key, Arden	OLB	6-5	240	5/3/96	6	Louisiana State	Atlanta, Ga.	UFA (JAX)-'23
58	Landry III, Harold	OLB	6-2	252	6/5/96	6	Boston College	Spring Lake, N.C.	D2-'18
42	Murphy, Caleb	OLB	6-3	254	12/15/99	R	Ferris State	Dowagiac, Mich.	FA-'23
56	Rice, Monty	LB	6-0	233	1/8/99	3	Georgia	Huntsville, Ala.	D3a-'21
99	Weaver, Rashad	OLB	6-4	259	11/10/97	3	Pittsburgh	Fort Lauderdale, Fla.	D4b-'21

### CORNERBACKS (6)

23	Avery, Tre	CB	5-11	181	2/26/97	2	Rutgers	Baltimore, Md.	FA-'22
26	Fulton, Kristian	CB	5-11	197	9/3/98	4	Louisiana State	New Orleans, La.	D2-'20
33	Garror, Eric	DB	5-8	174	3/31/00	R	Louisiana-Lafayette	Mobile, Ala.	FA-'23
40	Kendall, Anthony	CB	5-10	188	12/17/99	R	Baldwin Wallace	Port Richey, Fla.	FA-'23
21	McCreary, Roger	CB	5-11	190	2/10/00	2	Auburn	Mobile, Ala.	D2-'22
0	Murphy-Bunting, Sean	CB	6-0	195	6/19/97	5	Central Michigan	Macomb, Mich.	UFA (TB)-'23

### SAFETIES (5)

38	Edmunds, Terrell	S	6-1	217	1/20/97	6	Virginia Tech	Danville, Va.	T (PHI)-'23
37	Hooker, Amani	S	5-11	210	6/14/98	5	Iowa	Minneapolis, Minn.	D4-'19
39	Jackson, Matthew	S	6-1	209	11/9/98	R	Eastern Kentucky	Nashville, Tenn.	FA-'23
24	Molden, Elijah	DB	5-10	192	1/30/99	3	Washington	West Linn, Ore.	D3b-'21
35	Wallace, K'Von	S	5-11	205	7/25/97	4	Clemson	Highland Springs, Va.	W (ARI)-'23

### PUNTERS (1)

4	Stonehouse, Ryan	P	5-10	193	5/11/99	2	Colorado State	La Verne, Calif.	FA-'22
---	------------------	---	------	-----	---------	---	----------------	------------------	--------

As of Nov. 12, 2023

## TENNESSEE TITANS ALPHABETICAL ROSTER

NO.	NAME	POS.	HT.	WT.	BIRTHDATE	EXP.	COLLEGE	HOMETOWN	ACQUIRED
2	Al-Shaair, Azeez	LB	6-2	228	8/4/97	5	Florida Atlantic	Tampa, Fla.	UFA (SF)-'23
96	Autry, Denico	DL	6-5	285	7/15/90	10	Mississippi State	Albemarle, N.C.	UFA (IND)-'21
23	Avery, Tre	CB	5-11	181	2/26/97	2	Rutgers	Baltimore, Md.	FA-'22
55	Brewer, Aaron	G/C	6-1	295	10/28/97	4	Texas State	Dallas, Texas	FA-'20
60	Brunskill, Daniel	OL	6-5	300	1/27/94	5	San Diego State	Valley Center, Calif.	UFA (SF)-'23
16	Burks, Treyton	WR	6-2	225	3/23/00	2	Arkansas	Warren, Ark.	D1-'22
45	Campbell, Chance	LB	6-2	232	10/08/99	2	Mississippi	Ellicott City, Md.	D6b-'22
46	Cox, Morgan	LS	6-4	233	4/26/86	14	Tennessee	Collierville, Tenn.	UFA (BAL)-'21
71	Dillard, Andre	T	6-5	315	10/3/95	5	Washington State	Woodinville, Wash.	UFA (PHI)-'23
14	Dowell, Colton	WR	6-3	212	4/19/99	R	Tennessee-Martin	Lebanon, Tenn.	D7-'23
79	Duncan, Jaelyn	OL	6-6	306	7/8/00	R	Maryland	New Carrollton, Md.	D6-'23
38	Edmunds, Terrell	S	6-1	217	1/20/97	6	Virginia Tech	Danville, Va.	T (PHI)-'23
6	Folk, Nick	K	6-1	225	11/5/84	16	Arizona	Sherman Oaks, Calif.	T (NE)-'23
26	Fulton, Kristian	CB	5-11	197	9/3/98	4	Louisiana State	New Orleans, La.	D2-'20
33	Garror, Eric	DB	5-8	174	3/31/00	R	Louisiana-Lafayette	Mobile, Ala.	FA-'23
50	Gibbens, Jack	LB	6-3	242	11/24/98	1	Minnesota	Bulverde, Texas	FA-'22
57	Gifford, Luke	LB	6-3	243	8/28/95	5	Nebraska	Lincoln, Neb.	UFA (DAL)-'23
51	Gipson, Trevis	OLB	6-4	263	6/13/97	4	Tulsa	Cedar Hill, Texas	FA-'23
22	Henry, Derrick	RB	6-3	247	1/4/94	8	Alabama	Yulee, Fla.	D2c-'16
37	Hooker, Amani	S	5-11	210	6/14/98	5	Iowa	Minneapolis, Minn.	D4-'19
10	Hopkins, DeAndre	WR	6-1	212	6/6/92	11	Clemson	Central, S.C.	FA-'23
66	Hubbard, Chris	OL	6-4	295	4/23/91	10	Alabama-Birmingham	Columbus, Ga.	FA-'23
39	Jackson, Matthew	S	6-1	209	11/9/98	R	Eastern Kentucky	Nashville, Tenn.	FA-'23
94	Johnson, Jaleel	DT	6-3	316	7/12/94	7	Iowa	Brooklyn, N.Y.	FA-'23
40	Kendall, Anthony	CB	5-10	188	12/17/99	R	Baldwin Wallace	Port Richey, Fla.	FA-'23
49	Key, Arden	OLB	6-5	240	5/3/96	6	Louisiana State	Atlanta, Ga.	UFA (JAX)-'23
58	Landry III, Harold	OLB	6-2	252	6/5/96	6	Boston College	Spring Lake, N.C.	D2-'18
62	Levin, Corey	C/G	6-4	307	8/12/94	5	Chattanooga	Dacula, Ga.	FA-'21
8	Levis, Will	QB	6-4	229	6/27/99	R	Kentucky	Madison, Conn.	D2-'23
21	McCreary, Roger	CB	5-11	190	2/10/00	2	Auburn	Mobile, Ala.	D2-'22
24	Molden, Elijah	DB	5-10	192	1/30/99	3	Washington	West Linn, Ore.	D3b-'21
11	Moore, Chris	WR	6-1	200	6/16/93	8	Cincinnati	Tampa, Fla.	UFA (HOU)-'23
42	Murphy, Caleb	OLB	6-3	254	12/15/99	R	Ferris State	Dowagiac, Mich.	FA-'23
0	Murphy-Bunting, Sean	CB	6-0	195	6/19/97	5	Central Michigan	Macomb, Mich.	UFA (TB)-'23
85	Okonkwo, Chig	TE	6-3	238	9/8/99	2	Maryland	Powder Springs, Ga.	D4b-'22
95	Peko, Kyle	DT	6-1	305	7/23/93	5	Oregon State	La Habra, Calif.	FA-'23
18	Philips, Kyle	WR	5-11	189	6/17/99	2	UCLA	San Marcos, Calif.	D5-'22
86	Rader, Kevin	TE	6-4	250	4/26/95	3	Youngstown State	Pittsburgh, Pa.	FA-'22
75	Radunz, Dillon	OL	6-6	301	3/28/98	3	North Dakota State	Becker, Minn.	D2-'21
56	Rice, Monty	LB	6-0	233	1/8/99	3	Georgia	Huntsville, Ala.	D3a-'21
98	Simmons, Jeffery	DT	6-4	305	7/28/97	5	Mississippi State	Macon, Miss.	D1-'19
77	Skoronski, Peter	OL	6-4	313	7/31/01	R	Northwestern	Park Ridge, Ill.	D1-'23
32	Spears, Tyjae	RB	5-11	195	6/15/01	R	Tulane	Ponchatoula, La.	D3-'23
4	Stonehouse, Ryan	P	5-10	193	5/11/99	2	Colorado State	La Verne, Calif.	FA-'22
17	Tannehill, Ryan	QB	6-4	217	7/27/88	12	Texas A&M	Big Spring, Texas	T (MIA)-'19
93	Tart, Teair	DT	6-2	304	2/28/97	4	Florida International	Philadelphia, Pa.	FA-'20
35	Wallace, K'Von	S	5-11	205	7/25/97	4	Clemson	Highland Springs, Va.	W (ARI)-'23
20	Ward, Jonathan	RB	6-0	202	9/30/97	4	Central Michigan	Kankakee, Ill.	FA-'22
99	Weaver, Rashad	OLB	6-4	259	11/10/97	3	Pittsburgh	Fort Lauderdale, Fla.	D4b-'21
88	Wesco, Trevon	TE	6-3	267	9/12/95	5	West Virginia	Martinsburg, W.Va.	UFA (CHI)-'23
15	Westbrook-Ikhine, Nick	WR	6-2	211	3/21/97	4	Indiana	Lake Mary, Fla.	FA-'20
81	Whyle, Josh	TE	6-7	248	9/8/99	R	Cincinnati	Cincinnati, Ohio	D5-'23
7	Willis, Malik	QB	6-1	219	5/25/99	2	Liberty	Atlanta, Ga.	D3b-'22
<b>PRACTICE SQUAD (15):</b>									
28	Carter, Shyheim	DB	5-10	194	12/15/97	1	Alabama	Kentwood, La.	FA-'22
92	Davidson, Marlon	DT	6-3	303	5/11/98	4	Auburn	Greenville, Ala.	FA-'23
30	Gowan, Tay	DB	6-2	185	1/7/98	2	Central Florida	Covington, Ga.	FA-'23
82	Harrison, Tre'Shaun	WR	5-11	188	6/26/00	R	Oregon State	Seattle, Wash.	FA-'23
52	Jones, Joe	LB	6-0	240	2/21/94	7	Northwestern	Plano, Ill.	FA-'21
12	Kinsey, Mason	WR	5-11	200	8/29/98	1	Berry College	Demorest, Ga.	FA-'21
69	McLendon Jr., TK	DE	6-4	275	2/27/99	R	Eastern Kentucky	Soperton, Ga.	FA-'23
89	Odukoya, Thomas	TE	6-6	253	5/5/97	1	Eastern Michigan	Almere, Netherlands	FA-'22
61	Ojukwu, John	OL	6-5	309	1/9/99	R	Boise State	Boise, Idaho	FA-'23
41	Reese IV, Otis	LB	6-3	214	7/2/98	R	Mississippi	Leesburg, Ga.	FA-'23
76	Rupcich, Andrew	OL	6-6	318	4/1/99	1	Culver-Stockton	Wonder Lake, Ill.	FA-'22
48	Rush, Thomas	OLB	6-3	251	1/31/00	R	Minnesota	Marysville, Ohio	FA-'23
73	Simmons, Lachavious	OL	6-5	315	9/26/96	3	Tennessee State	Selma, Ala.	FA-'23
80	Smith, Shi	WR	5-10	190	10/26/98	3	South Carolina	Union, S.C.	FA-'23
29	Thompson, Josh	DB	6-0	194	10/20/98	2	Texas	Nacogdoches, Texas	FA-'22
<b>RESERVE/INJURED (7):</b>									
44	Brown, Mike * (9/26)	S	6-1	215	4/7/99	1	Miami (Ohio)	Grand Rapids, Mich.	FA-'22
91	Brown, Shakel (8/14)	DT	6-3	295	12/4/98	R	Troy	Miami, Fla.	FA-'23
36	Chestnut, Julius * (9/26)	RB	5-11	228	10/26/00	2	Sacred Heart	Bowie, Md.	FA-'22
25	Haskins, Hassan (8/28)	RB	6-2	228	11/26/99	2	Michigan	St. Louis, Mo.	D4a-'22
5	Jackson, Kearis * (9/22)	WR	5-11	196	12/9/99	R	Georgia	Fort Valley, Ga.	FA-'23
78	Petit-Frere, Nicholas * (11/11)	OL	6-5	316	9/15/99	2	Ohio State	Tampa, Fla.	D3a-'22
97	Stallworth, Taylor * (10/25)	DT	6-2	305	8/18/95	5	South Carolina	Mobile, Ala.	FA-'23
<b>RESERVE/PHYSICALLY UNABLE TO PERFORM (1):</b>									
3	Farley, Caleb	CB	6-2	197	11/2/98	3	Virginia Tech	Maiden, N.C.	D1-'21

Active Roster Count: 53

As of Nov. 12, 2023

\* - Eligible to Return From Reserve/Injured; ( ) - date placed on IR

**HEAD COACH: MIKE VRABEL**

**ASSISTANT COACHES:** SHANE BOWEN (defensive coordinator), TIM KELLY (offensive coordinator), CRAIG AUKERMAN (assistant head coach/special teams coordinator), BRIAN BELL (assistant director of sports performance), SCOTT BOOKER (safeties), KYLAN BUTLER (offensive assistant), RYAN CROW (outside linebackers), TONY DEWS (tight ends), JUSTIN HAMILTON (defensive quality control), CHRIS HARRIS (defensive pass game coordinator/cornerbacks), JASON HOUGHTALING (offensive line), MATT JONES (offensive line assistant), BOBBY KING (inside linebackers), ZAK KUHR (inside linebackers assistant), ANTHONY LEVINE (special teams assistant), LORI LOCUST (defensive quality control), CHARLES LONDON (pass game coordinator/quarterbacks), CLINTON McMILLAN (defensive line assistant), ROB MOORE (wide receivers), PAT O'HARA (passing game analyst), JUSTIN OUTTEN (run game coordinator/running backs), FRANK PIRAINO (director of sports performance), TOM QUINN (special teams assistant), HALEY ROBERTS (sports performance assistant), TYLER ROUSE (sports performance assistant), LUKE STOCKER (offensive assistant), JOHN STREICHER (director of football administration), MIKE SULLIVAN (assistant offensive line), TERRELL WILLIAMS (assistant head coach - defense/defensive line)

GAME PREVIEW

TEAM NOTES

PLAYER NOTES

MEDIA

STATISTICS

ROSTERS

# TENNESSEE TITANS NUMERICAL ROSTER

NO.	NAME	POS.	HT.	WT.	AGE	EXP.	COLLEGE	HOMETOWN	ACQUIRED
0	Sean Murphy-Bunting	CB	6-0	195	26	5	Central Michigan	Macomb, Mich.	UFA (TB)-23
2	Azeez Al-Shaair	LB	6-2	228	26	5	Florida Atlantic	Tampa, Fla.	UFA (SF)-23
4	Ryan Stonehouse	P	5-10	193	24	2	Colorado State	La Verne, Calif.	FA-'22
6	Nick Folk	K	6-1	225	39	16	Arizona	Sherman Oaks, Calif.	T (NE)-23
7	Malik Willis	QB	6-1	219	24	2	Liberty	Atlanta, Ga.	D3b-'22
8	Will Levis	QB	6-4	229	24	R	Kentucky	Madison, Conn.	D2-'23
10	DeAndre Hopkins	WR	6-1	212	31	11	Clemson	Central, S.C.	FA-'23
11	Chris Moore	WR	6-1	200	30	8	Cincinnati	Tampa, Fla.	UFA (HOU)-23
14	Colton Dowell	WR	6-3	212	24	R	Tennessee-Martin	Lebanon, Tenn.	D7-'23
15	Nick Westbrook-Ikhine	WR	6-2	211	26	4	Indiana	Lake Mary, Fla.	FA-'20
16	Treyton Burks	WR	6-2	225	23	2	Arkansas	Warren, Ark.	D1-'22
17	Ryan Tannehill	QB	6-4	217	35	12	Texas A&M	Big Spring, Texas	T (MIA)-19
18	Kyle Philips	WR	5-11	189	24	2	UCLA	San Marcos, Calif.	D5-'22
20	Jonathan Ward	RB	6-0	202	26	4	Central Michigan	Kankakee, Ill.	FA-'22
21	Roger McCreary	CB	5-11	190	23	2	Auburn	Mobile, Ala.	D2-'22
22	Derrick Henry	RB	6-3	247	29	8	Alabama	Yulee, Fla.	D2c-'16
23	Tre Avery	CB	5-11	181	26	2	Rutgers	Baltimore, Md.	FA-'22
24	Elijah Molden	DB	5-10	192	24	3	Washington	West Linn, Ore.	D3b-'21
26	Kristian Fulton	CB	5-11	197	25	4	Louisiana State	New Orleans, La.	D2-'20
32	Tyjae Spears	RB	5-11	195	22	R	Tulane	Ponchatoula, La.	D3-'23
33	Eric Garror	DB	5-8	174	23	R	Louisiana-Lafayette	Mobile, Ala.	FA-'23
35	K'Von Wallace	S	5-11	205	26	4	Clemson	Highland Springs, Va.	W (ARI)-23
37	Amani Hooker	S	5-11	210	25	5	Iowa	Minneapolis, Minn.	D4-'19
38	Terrell Edmunds	S	6-1	217	26	6	Virginia Tech	Danville, Va.	T (PHI)-23
39	Matthew Jackson	S	6-1	209	25	R	Eastern Kentucky	Nashville, Tenn.	FA-'23
40	Anthony Kendall	CB	5-10	188	23	R	Baldwin Wallace	Port Richey, Fla.	FA-'23
42	Caleb Murphy	OLB	6-3	254	23	R	Ferris State	Dowagiac, Mich.	FA-'23
45	Chance Campbell	LB	6-2	232	24	2	Mississippi	Ellicott City, Md.	D6b-'22
46	Morgan Cox	LS	6-4	233	37	14	Tennessee	Collierville, Tenn.	UFA (BAL)-21
49	Arden Key	OLB	6-5	240	27	6	Louisiana State	Atlanta, Ga.	UFA (JAX)-23
50	Jack Gibbens	LB	6-3	242	24	1	Minnesota	Bulverde, Texas	FA-'22
51	Trevis Gipson	OLB	6-4	263	26	4	Tulsa	Cedar Hill, Texas	FA-'23
55	Aaron Brewer	G/C	6-1	295	26	4	Texas State	Dallas, Texas	FA-'20
56	Monty Rice	LB	6-0	233	24	3	Georgia	Huntsville, Ala.	D3a-'21
57	Luke Gifford	LB	6-3	243	28	5	Nebraska	Lincoln, Neb.	UFA (DAL)-23
58	Harold Landry III	OLB	6-2	252	27	6	Boston College	Spring Lake, N.C.	D2-'18
60	Daniel Brunskill	OL	6-5	300	29	5	San Diego State	Valley Center, Calif.	UFA (SF)-23
62	Corey Levin	C/G	6-4	307	29	5	Chattanooga	Dacula, Ga.	FA-'21
66	Chris Hubbard	OL	6-4	295	32	10	Alabama-Birmingham	Columbus, Ga.	FA-'23
71	Andre Dillard	T	6-5	315	28	5	Washington State	Woodinville, Wash.	UFA (PHI)-23
75	Dillon Radunz	OL	6-6	301	25	3	North Dakota State	Becker, Minn.	D2-'21
77	Peter Skoronski	OL	6-4	313	22	R	Northwestern	Park Ridge, Ill.	D1-'23
79	Jaelyn Duncan	OL	6-6	306	23	R	Maryland	New Carrollton, Md.	D6-'23
81	Josh Whyle	TE	6-7	248	24	R	Cincinnati	Cincinnati, Ohio	D5-'23
85	Chig Okonkwo	TE	6-3	238	24	2	Maryland	Powder Springs, Ga.	D4b-'22
86	Kevin Rader	TE	6-4	250	28	3	Youngstown State	Pittsburgh, Pa.	FA-'22
88	Trevon Wesco	TE	6-3	267	28	5	West Virginia	Martinsburg, W.Va.	UFA (CHI)-23
93	Teair Tart	DT	6-2	304	26	4	Florida International	Philadelphia, Pa.	FA-'20
94	Jaleel Johnson	DT	6-3	316	29	7	Iowa	Brooklyn, N.Y.	FA-'23
95	Kyle Peko	DT	6-1	305	30	5	Oregon State	La Habra, Calif.	FA-'23
96	Denico Autry	DL	6-5	285	33	10	Mississippi State	Albemarle, N.C.	UFA (IND)-21
98	Jeffery Simmons	DT	6-4	305	26	5	Mississippi State	Macon, Miss.	D1-'19
99	Rashad Weaver	OLB	6-4	259	26	3	Pittsburgh	Fort Lauderdale, Fla.	D4b-'21
<b>PRACTICE SQUAD (15):</b>									
12	Mason Kinsey	WR	5-11	200	25	1	Berry College	Demorest, Ga.	FA-'21
28	Shyheim Carter	DB	5-10	194	25	1	Alabama	Kentwood, La.	FA-'22
29	Josh Thompson	DB	6-0	194	25	2	Texas	Nacogdoches, Texas	FA-'22
30	Tay Gowan	DB	6-2	185	25	2	Central Florida	Covington, Ga.	FA-'23
41	Otis Reese IV	LB	6-3	214	25	R	Mississippi	Leesburg, Ga.	FA-'23
48	Thomas Rush	OLB	6-3	251	23	R	Minnesota	Marysville, Ohio	FA-'23
52	Joe Jones	LB	6-0	240	29	7	Northwestern	Plano, Ill.	FA-'21
61	John Ojukwu	OL	6-5	309	24	R	Boise State	Boise, Idaho	FA-'23
69	TK McLendon Jr.	DE	6-4	275	24	R	Eastern Kentucky	Soperton, Ga.	FA-'23
73	Lachavious Simmons	OL	6-5	315	27	3	Tennessee State	Selma, Ala.	FA-'23
76	Andrew Rupcich	OL	6-6	318	24	1	Culver-Stockton	Wonder Lake, Ill.	FA-'22
80	Shi Smith	WR	5-10	190	25	3	South Carolina	Union, S.C.	FA-'23
82	Tre'Shaun Harrison	WR	5-11	188	23	R	Oregon State	Seattle, Wash.	FA-'23
89	Thomas Odukoya	TE	6-6	253	26	1	Eastern Michigan	Almere, Netherlands	FA-'22
92	Marlon Davidson	DT	6-3	303	25	4	Auburn	Greenville, Ala.	FA-'23
<b>RESERVE/INJURED (7):</b>									
5	Kearis Jackson * (9/22)	WR	5-11	196	23	R	Georgia	Fort Valley, Ga.	FA-'23
25	Hassan Haskins (8/28)	RB	6-2	228	23	2	Michigan	St. Louis, Mo.	D4a-'22
36	Julius Chestnut * (9/26)	RB	5-11	228	23	2	Sacred Heart	Bowie, Md.	FA-'22
44	Mike Brown * (9/26)	S	6-1	215	24	1	Miami (Ohio)	Grand Rapids, Mich.	FA-'22
78	Nicholas Petit-Frere * (11/11)	OL	6-5	316	24	2	Ohio State	Tampa, Fla.	D3a-'22
91	Shakel Brown (8/14)	DT	6-3	295	24	R	Troy	Miami, Fla.	FA-'23
97	Taylor Stallworth * (10/25)	DT	6-2	305	28	5	South Carolina	Mobile, Ala.	FA-'23
<b>RESERVE/PHYSICALLY UNABLE TO PERFORM (1):</b>									
3	Caleb Farley	CB	6-2	197	25	3	Virginia Tech	Maiden, N.C.	D1-'21

Active Roster Count: 53 As of Nov. 12, 2023 \* - Eligible to Return From Reserve/Injured; ( ) - date placed on IR

**HEAD COACH: MIKE VRABEL**

**ASSISTANT COACHES:** SHANE BOWEN (defensive coordinator), TIM KELLY (offensive coordinator), CRAIG AUKERMAN (assistant head coach/special teams coordinator), BRIAN BELL (assistant director of sports performance), SCOTT BOOKER (safeties), KYLAN BUTLER (offensive assistant), RYAN CROW (outside linebackers), TONY DEWS (tight ends), JUSTIN HAMILTON (defensive quality control), CHRIS HARRIS (defensive pass game coordinator/cornerbacks), JASON HOUGHTALING (offensive line), MATT JONES (offensive line assistant), BOBBY KING (inside linebackers), ZAK KUHR (inside linebackers assistant), ANTHONY LEVINE (special teams assistant), LORI LOCUST (defensive quality control), CHARLES LONDON (pass game coordinator/quarterbacks), CLINTON McMILLAN (defensive line assistant), ROB MOORE (wide receivers), PAT O'HARA (passing game analyst), JUSTIN OUTTEN (run game coordinator/running backs), FRANK PIRAINO (director of sports performance), TOM QUINN (special teams assistant), HALEY ROBERTS (sports performance assistant), TYLER ROUSE (sports performance assistant), LUKE STOCKER (offensive assistant), JOHN STREICHER (director of football administration), MIKE SULLIVAN (assistant offensive line), TERRELL WILLIAMS (assistant head coach - defense/defensive line)

**HOW ACQUIRED KEY:** FA (free agent), UFA (unrestricted free agent), RFA (restricted free agent), D (draft pick), W (waivers), T (trade)

GAME PREVIEW

TEAM NOTES

PLAYER NOTES

MEDIA

STATISTICS

ROSTERS