



TENNESSEE TITANS

PRESS RELEASE

ASCENSION SAINT THOMAS SPORTS PARK | 460 Great Circle Road | Nashville, TN 37228 | 615-565-4100 | TennesseeTitans.com | @Titans

ROBBIE BOHREN Vice President of Football Communications | DWIGHT SPRADLIN Director of Media Relations
JARED PUFFER Media Relations Manager | KIM SMITH Media Relations Coordinator

FOR IMMEDIATE RELEASE

DECEMBER 26, 2022



TITANS HOST COWBOYS ON THURSDAY NIGHT FOOTBALL



Tennessee Titans (7-8) vs. Dallas Cowboys (11-4)

Thursday, Dec. 29, 2022 • 7:15 p.m. CST • Nissan Stadium • Nashville, Tenn. • TV: Prime Video & WTVF-5

NASHVILLE — The Tennessee Titans (7-8) play their final home game of the regular season this week, hosting the Dallas Cowboys (11-4) on Thursday Night Football. Kickoff at Nissan Stadium (capacity 69,143) is scheduled for 7:15 p.m. CST on Dec. 29.

For the first time in franchise history, the Titans will be playing their second game of the season on Thursday night. On Nov. 17, they visited the Green Bay Packers in a Thursday primetime game and won the contest by a final score of 27-17.

This will be the Cowboys' first trip to Tennessee since 2014 and their fourth total appearance at Nissan Stadium, which opened in 1999. The Titans won the most recent meeting at Dallas in 2018 by a final score of 28-14.

THE BROADCAST

The contest will be streamed on Prime Video. In Nashville, fans can watch over the air on WTVF NewsChannel 5. The broadcast team includes play-by-play announcer **Al Michaels**, analyst **Kirk Herbstreit** and reporter **Kaylee Hartung**.

On phones and tablets, the newly-launched NFL+ subscription service offers [access to all local games and all primetime games](#), live local and national audio for every NFL game, and more.

The Titans Radio Network and Nashville flagship 104.5 The Zone carry all Titans games across the Mid-South with the "Voice of the Titans" **Mike Keith**, analyst **Dave McGinnis**, sideline reporter **Amie Wells** and gameday host **Rhett Bryan**.

Additionally, Westwood One Sports will broadcast the game to a national radio audience. Play-by-play announcer **Ian Eagle** and analyst **Joe Thomas** have the call.

TITANS LOOKING FOR WIN IN SHORT WEEK

The Titans hosted the Houston Texans last Saturday afternoon, trying to end a four-game losing streak and remain atop the AFC South division. However, the Texans erased a fourth-quarter deficit and scored the go-ahead points with less than three minutes remaining in regulation. Two subsequent interceptions ended the Titans' chances, and the Texans left Nashville with a 19-14 win and their second victory of the season.

Titans running back **Derrick Henry** produced his eighth 100-yard rushing game of the season, gaining 126 yards on 23 carries, including a 48-yard touchdown run. He ranks second in the NFL this season in rushing yards (1,429), second in scrimmage yards (1,808) and tied for second in rushing touchdowns (13).

Quarterback **Malik Willis**, making his third career start in place of **Ryan Tannehill** (ankle injury), reached the end zone against Houston on a 14-yard run, giving him his first career touchdown.

The loss gave the Titans an identical record to the surging 7-8 Jacksonville Jaguars, who took over first place in the division due to Jacksonville's head-to-head victory on Dec. 11. The Jaguars go on the road this week to Houston (Jan. 1) and then host the Titans in the regular-season finale on either Jan. 7 or 8. No matter what happens this week, the AFC South champion will be determined in Week 18.

THE COWBOYS

The Cowboys enter the week in second place in the NFC East, having already clinched a playoff spot. They stayed alive in the division race with a 40-34 home victory over the Philadelphia Eagles last week. At 11-4, Dallas needs two victories plus two losses by the 13-2 Eagles in order to claim the NFC East crown on a tiebreaker.

Cowboys quarterback **Dak Prescott** has started 10 games in his seventh NFL season. Despite missing five contests in the first half of the season due to injury, he has passed for 2,450 yards and 20 touchdowns with 12 interceptions (97.2 passer rating). Against the Eagles, he threw for 347 yards and three scores and added 41 rushing yards.

The Cowboys are shooting for their second consecutive division title under head coach **Mike McCarthy**, who is in his third campaign with the Cowboys after previously spending 13 seasons as the head coach of the Green Bay Packers. Under McCarthy, the Cowboys had seven total players named to the Pro Bowl this year, which tied for the second-most selections in the NFL.



2022 TITANS SCHEDULE

REGULAR SEASON

| Day | Date | Opponent | Kickoff/ Result | TV/ Score |
|---------|---------|------------------|--------------------|--------------|
| Sun | 9/11 | N.Y. GIANTS | L | 20-21 |
| Mon | 9/19 | at Buffalo | L | 7-41 |
| Sun | 9/25 | LAS VEGAS | W | 24-22 |
| Sun | 10/2 | at Indianapolis | W | 24-17 |
| Sun | 10/9 | at Washington | W | 21-17 |
| Sun | 10/16 | BYE | | |
| Sun | 10/23 | INDIANAPOLIS | W | 19-10 |
| Sun | 10/30 | at Houston | W | 17-10 |
| Sun | 11/6 | at Kansas City | L (OT) | 17-20 |
| Sun | 11/13 | DENVER | W | 17-10 |
| Thu | 11/17 | at Green Bay | W | 27-17 |
| Sun | 11/27 | CINCINNATI | L | 16-20 |
| Sun | 12/4 | at Philadelphia | L | 10-35 |
| Sun | 12/11 | JACKSONVILLE | L | 22-36 |
| Sun | 12/18 | at L.A. Chargers | L | 14-17 |
| Sat | 12/24 | HOUSTON | L | 14-19 |
| Thu | 12/29 | DALLAS | 7:15 p.m. | Prime Video |
| Sat/Sun | 1/7-1/8 | at Jacksonville | TBD | TBD |

All kickoff times Central

All games on Titans Radio Network (flagship 104.5 The Zone)

AFC SOUTH STANDINGS

| TEAM | W | L | T | PCT | CONF | DIV |
|----------------------|---|----|---|------|-------|-------|
| Jacksonville Jaguars | 7 | 8 | 0 | .467 | 6-4-0 | 2-2-0 |
| Tennessee Titans | 7 | 8 | 0 | .467 | 5-6-0 | 3-2-0 |
| Indianapolis Colts | 4 | 9 | 1 | .321 | 4-5-1 | 1-3-1 |
| Houston Texans | 2 | 12 | 1 | .167 | 2-7-1 | 2-1-1 |

LAST WEEK: Jax 19 at NYJ 3, Hou 19 at Ten 14, LAC at Ind (Mon 7:15)

THIS WEEK (central time): Dal at Ten (Thu 7:15), Jax at Hou (Sun 12:00), Ind at NYG (Sun 12:00)

NEXT WEEK (central time): Ten at Jax (TBD), Hou at Ind (TBD)

GAME INFORMATION

| | |
|--------------|-------------------------|
| Date of Game | Thursday, Dec. 29, 2022 |
| Kickoff Time | 7:15 p.m. CST |
| Venue | Nissan Stadium |
| Location | Nashville, Tenn. |
| Opened in | 1999 |
| Surface | Natural Grass |
| Capacity | 69,143 |

Home Team Tennessee Titans (7-8)

| | |
|-------------------------|--|
| Website | www.TennesseeTitans.com |
| Media Guide | www.TennesseeTitans.com/Media |
| Franchise since | 1960 (1960-96 Houston Oilers; 1997-98 Tennessee Oilers) |
| Ownership | Amy Adams Strunk (Chairman, Board of Directors); Kenneth S. Adams, IV (Board of Directors); Barclay Adams; Susan Lewis |
| President/CEO | Burke Nihill |
| Head Coach | Mike Vrabel (since 2018) |
| Defensive Coordinator | Shane Bowen |
| Offensive Coordinator | Todd Downing |
| 2022 NFL Offensive Rank | 30 (Total), 12 (Rush), 30 (Pass) |
| 2022 NFL Defensive Rank | 23 (Total), 2 (Rush), 31 (Pass) |

Visiting Team Dallas Cowboys (11-4)

| | |
|-------------------------------|--|
| Website | www.dallascowboys.com |
| Franchise since | 1960 |
| Owner/President/GM | Jerry Jones |
| COO/Exec. VP/Player Personnel | Stephen Jones |
| Head Coach | Mike McCarthy (since 2020) |
| Special Teams Coordinator | John Fassel |
| Offensive Coordinator | Kellen Moore |
| Defensive Coordinator | Dan Quinn |
| 2022 NFL Offensive Rank | 8 (Total), 7 (Rush), 16 (Pass) |
| 2022 NFL Defensive Rank | 14 (Total), 22 (Rush), 9 (Pass) |

Referee Shawn Hochuli

Television Prime Video

| | |
|-------------------------|--------------------|
| In Nashville | WTVF NewsChannel 5 |
| Mobile* | Prime Video, NFL+ |
| * Subscription required | |

| | |
|--------------|-----------------|
| Play-by-Play | Al Michaels |
| Analyst | Kirk Herbstreit |
| Reporter | Kaylee Hartung |

Radio Titans Radio Network

| | |
|-----------------|--|
| Flagship | WGFX 104.5 FM-The Zone |
| Satellite Radio | Sirius 83, XM 225, SiriusXM 225 (Internet 830) |
| Play-by-Play | Mike Keith |
| Analyst | Dave McGinnis |
| Gameday Host | Rhett Bryan |
| Reporter | Amie Wells |

National Radio Westwood One Sports

| | |
|--------------|------------|
| Play-by-Play | Ian Eagle |
| Analyst | Joe Thomas |

Gameday Promotions & Entertainment (subject to change)

| | |
|---------------------|--|
| Charitable Drive | "Fill the Boot" for Muscular Dystrophy Association |
| Honorary 12th Titan | Titans Fan of the Year Jonathan Cable ("Spider-Titan") |
| Tailgate Stage | Haley Mae Campbell |
| National Anthem | Frank Ray |
| Halftime | TBA |



SERIES AT A GLANCE

- Overall series (regular & postseason): Cowboys lead 8-7
- Regular season series: Cowboys lead 8-7
- Postseason series: None
- Total points: Titans 282, Cowboys 347
- Current streak: One win by Titans
- Titans at home vs. Cowboys: 2-5
- Titans on the road vs. Cowboys: 5-3
- Longest winning streak by Titans: 2 (twice, last 1997–2000)
- Longest losing streak by Titans: 2 (three times, last 2002-06)
- Titans vs. Cowboys at Nissan Stadium: 1-2
- Last time at Nissan Stadium: COWBOYS 26 at Titans 10 (9-14-14)
- Titans vs. Cowboys at AT&T Stadium: 2-0
- Last time at AT&T Stadium: TITANS 28 at Cowboys 14 (11-5-18)
- First time: Oilers 10 at COWBOYS 52 (12-20-70)
- Mike Vrabel's record vs. Cowboys: 1-0
- Mike McCarthy's record vs. Titans: 1-2 (1-2 with Green Bay)
- Mike Vrabel's record vs. Mike McCarthy: 0-0

A TITANS VICTORY WOULD ...

- Improve Mike Vrabel's career record to 51-35 as a head coach, including regular season and playoffs.
- Improve QB Ryan Tannehill's combined starting record in the regular season and playoffs to 81-68, including a 39-22 record with the Titans, or improve QB Malik Willis' starting record as a rookie to 2-2.
- Improve the Titans' all-time record at Nissan Stadium to 113-86, including the regular season and playoffs.
- Give the Titans a 3-2 record against the NFC in 2022.
- Give the Titans their third consecutive victory on Thursday Night Football.

GAMEDAY CHARITABLE DRIVE

THIS WEEK'S PARTNER: Muscular Dystrophy Association

ITEMS NEEDED: Monetary donations

Prior to the game, fans are encouraged to participate in the "Fill the Boot" drive for the [Muscular Dystrophy Association](http://www.MuscularDystrophyAssociation.org). The Titans, in partnership with MDA and the International Association of Fire Fighters, will be collecting monetary donations at the game to [help battle muscular dystrophy and related life-threatening diseases](http://help.battle.muscular.dystrophy.and.related.life-threatening.diseases.org).

Volunteers near stadium entrances will collect donations before the game up until kickoff. The donation site at Gate 1 will remain open through the first quarter.

QUICK CLICKS

From Last Week's Game

[Game Center](#)

[Gamebook \(PDF\)](#)

[Watch Highlights](#)

[Postgame Press Conference Video: Mike Vrabel](#)

[Jim Wyatt: Six Things That Stood Out](#)

[Game Photos](#)

Titans Information

[The Stadium Project](#)

[Titans 2022 Media Guide](#)

[Titans Tickets](#)

[Titans in the Community](#)

[Nissan Stadium Information](#)

[Titans Podcasts](#)

WHAT TO LOOK FOR THIS WEEK

S ANDREW ADAMS

- Scheduled to appear in his 100th NFL game (regular season).

OLB DENICO AUTRY

- Needs one sack to match his career high of nine sacks in a season. He had nine sacks in 2018 and matched the total in 2021.

S KEVIN BYARD

- With 25 career interceptions, he needs one interception to tie **Mike Reinfeldt** (26) for seventh place all-time for the franchise. He would surpass **Michael Griffin** (25) for the most interceptions for the franchise during its "Titans era" (1999–present).
- Needs four tackles (96 in 2022) to reach the 100-tackle mark for the second time in his career (111 in 2020).

RB DERRICK HENRY

- Can record his 37th total 100-yard rushing game, including regular season (34) and playoffs (three).
- Can register his fourth consecutive 100-yard rushing game and his ninth such effort of 2022. It would mark the fifth time in franchise history that a player had at least eight 100-yard rushing performances in a season. He accomplished the feat in 2020 with 10 total 100-yard games.
- Needs 71 rushing yards to reach 1,500 rushing yards this season (currently 1,429), and he needs two rushing touchdowns to get to 15 on the season (currently 13). He would become the first player in NFL history to achieve the feat three times. He previously did so in 2019 and 2020.
- A 1,500-yard rushing season by Henry would be the seventh in franchise history and the third by Henry (2019 and 2020).
- Needs 23 rushing attempts (currently at 1,720 for his career) to pass **Chris Johnson** (1,742) for the third-most rushing attempts in franchise history.

TE CHIG OKONKWO

- Can become the second rookie tight end in franchise history with at least three touchdown catches, joining **Chris Dressel** (four in 1983).
- Can record his fifth reception of 30-plus yards. He would join **Delanie Walker** (six in 2014 and five in 2016) as the team's only tight ends since 1999 with five or more 30-yard catches in a single season.

DT JEFFERY SIMMONS

- Needs one sack to match his career high of 8.5 sacks in a season, set in 2021.

P RYAN STONEHOUSE

- Enters the game with an NFL-record streak of seven consecutive games with a gross punting average of at least 50.0 yards.

SERIES HISTORY

The Titans and Cowboys have met only 15 times during the regular season, with the series leaning 8-7 in favor of the Cowboys. The Titans defeated the Cowboys in the most recent matchup, winning 28-14 at AT&T Stadium on Nov. 5, 2018.

In the 2018 battle, Titans quarterback **Marcus Mariota** passed for two touchdowns and rushed for another. The Titans defense forced two turnovers and totaled five sacks while pitching a second-half shutout against Dallas. Safety **Kevin Byard** recorded an interception in the end zone to avert what could have been an early two-touchdown lead for the Cowboys.

The last time the Cowboys visited Tennessee was Sept. 14, 2014, when they won by a final score of 26-10. Titans tight end **Delanie Walker** caught 10 passes for 142 yards, including a 61-yard touchdown. However, it was not enough to keep up with the Cowboys, who used 167 rushing yards from **DeMarco Murray** and 103 receiving yards from **Dez Bryant** to get their first win at Nissan Stadium.

The teams first played each other in Dallas in 1970, the first year of the NFL/AFL merger. The Cowboys were victorious with a 52-10 win on their way to their first NFC title and an appearance in Super Bowl V.

In 2000, the teams met for the first time outside of Texas in Nashville on Christmas Night. With their 31-0 shutout of the Cowboys, the Titans clinched the AFC Central Division championship, finishing the regular season with a 13-3 record for the second consecutive year.

While their regular season meetings have been infrequent, the two former in-state rivals once met routinely in the preseason. They have played a total of 34 preseason contests, including match-ups in a string of 31 consecutive preseasons from 1967-97. No other team has played more preseason games against the Titans/Oilers than the Cowboys. Most recently, the Titans helped open AT&T Stadium (then called Cowboys Stadium) on Aug. 21, 2009 with a 30-10 preseason loss.

ALL-TIME SERIES RESULTS

TITANS vs. COWBOYS

Cowboys lead 8-7

| Date | Site | W/L | Score |
|----------|------|-----|----------|
| 12-20-70 | Dal | L | 10-52 |
| 11-24-74 | Hou | L | 0-10 |
| 11-22-79 | Dal | W | 30-24 |
| 12-13-82 | Hou | L | 7-37 |
| 9-29-85 | Hou | L | 10-17 |
| 11-24-88 | Dal | W | 25-17 |
| 11-10-91 | Hou | W | 26-23 OT |
| 9-11-94 | Dal | L | 17-20 |
| 11-27-97 | Dal | W | 27-14 |
| 12-25-00 | Ten | W | 31-0 |
| 9-15-02 | Dal | L | 13-21 |
| 10-1-06 | Ten | L | 14-45 |
| 10-10-10 | Dal | W | 34-27 |
| 9-14-14 | Ten | L | 10-26 |
| 11-5-18 | Dal | W | 28-14 |



MOST RECENT MATCHUPS

2006 Week 4 • Oct. 1, 2006 • COWBOYS 45 at Titans 14

The Cowboys rush for 217 yards, including 122 yards from Julius Jones (one touchdown), while their defense forces three Titans turnovers ... Titans rookie quarterback Vince Young makes his first career start, completing 14 of 29 passes for 155 yards and one touchdown ... Cowboys quarterback Drew Bledsoe totals 13 completions on 20 attempts for 179 yards and two touchdown passes to Terry Glenn ... Titans defensive tackle Albert Haynesworth is ejected in the third quarter for unsportsmanlike conduct.

2010 Week 5 • Oct. 10, 2010 • TITANS 34 at Cowboys 27

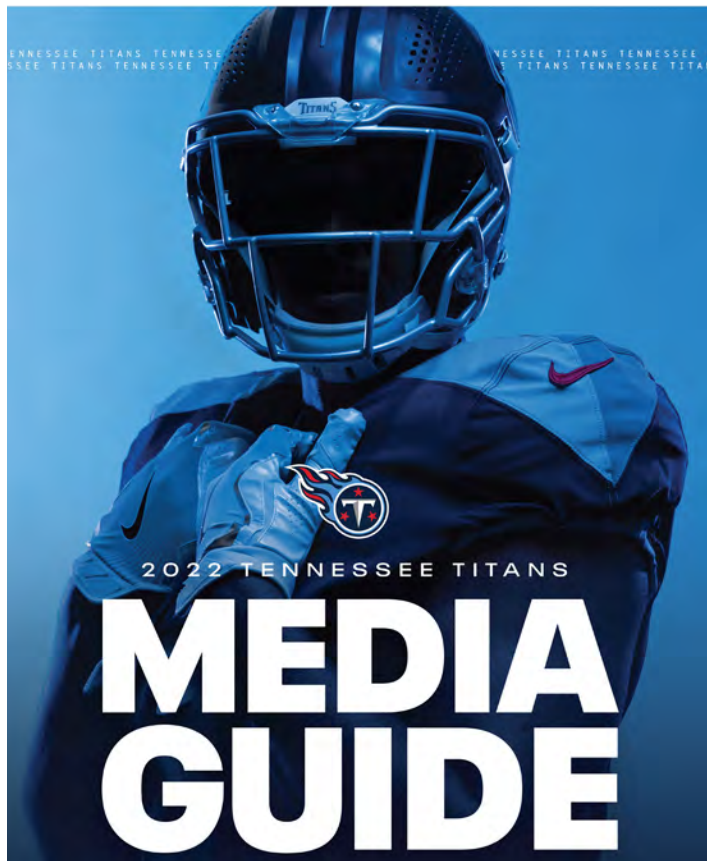
Chris Johnson rushes for 131 yards and two fourth-quarter touchdowns ... Vince Young completes two touchdown passes ... The Titans defense forces three interceptions and notches six sacks of Tony Romo to counter Romo's 406 passing yards and three touchdowns ... After the Cowboys tie the score at 27-27 on an 18-yard touchdown reception by Jason Witten, Marc Mariani returns the ensuing kickoff 73 yards to set up Johnson's game-winning touchdown.

2014 Week 2 • Sept. 14, 2014 • COWBOYS 26 at Titans 10

The Cowboys jump out to a 16-0 lead at halftime, rush for 220 yards, force two interceptions and get four field goals from Dan Bailey ... DeMarco Murray rushes for 167 yards and a touchdown for the Cowboys, while Dez Bryant catches 10 passes for 103 yards and a touchdown ... Cowboys have a 41:11 time of possession ... Titans tight end Delanie Walker catches 10 passes for 142 yards, including a 61-yard touchdown catch.

2018 Week 9 • Nov. 5, 2018 • TITANS 28 at Cowboys 14

The Titans overcome two early fumbles and score 14 unanswered points in the second half to win on Monday Night Football ... Marcus Mariota passes for 240 yards, two touchdowns and a 119.9 passer rating and adds another rushing touchdown ... Running back Dion Lewis accounts for 122 total yards (62 rushing, 60 receiving) and a touchdown catch ... The Titans sack Dak Prescott five times and force two turnovers, including an interception by safety Kevin Byard in the end zone.



[Click to access the 2022 Titans Media Guide](#)

**THE TITANS HAVE
THE FOURTH-BEST
INTERCONFERENCE
WINNING PERCENTAGE
FROM 2018 TO 2022,
GOING 15-6 (.714) AGAINST
THE NFC IN THAT PERIOD**

NOTABLE PERFORMANCES VS. THE COWBOYS

OLB DENICO AUTRY

- On 12/16/18 against Dallas, Autry posted one tackle and one sack in the fourth quarter while with the Indianapolis Colts. It marked his third consecutive game with at least one sack. Autry also blocked a 48-yard field goal attempt in the contest.

K RANDY BULLOCK

- On 10/5/14 at Dallas, Bullock made his lone field goal and both extra point tries while with the Houston Texans.

S KEVIN BYARD

- On 11/5/18 at Dallas on Monday Night Football, Byard registered five tackles and one interception in the end zone that halted a potential Cowboys' scoring drive.

RB DERRICK HENRY

- On 11/5/18 at Dallas on Monday Night Football, Henry carried the ball six times for 27 yards and a score. He added two catches for five yards.

TE AUSTIN HOOPER

- On 11/12/17 against Dallas, Hooper made six catches for 49 yards and one touchdown while with the Atlanta Falcons.
- On 10/4/20 at Dallas, Hooper caught five balls for 34 yards and a touchdown during his tenure with the Cleveland Browns.

WR ROBERT WOODS

- On 9/13/20 against Dallas, Woods caught six passes for 105 yards (17.5-yd. avg.) while with the Los Angeles Rams.



TITANS-COWBOYS: THE LAST MEETING



Titans 28, Cowboys 14
Week 9 • Monday, Nov. 5, 2018 • 7:15 p.m. CST • AT&T Stadium



GAME RECAP

In Week 9 of the 2018 season the Titans traveled to Dallas to face the Cowboys on Monday Night Football and won by a score of 28-14.

On Dallas' opening drive, Cowboys QB **Dak Prescott** moved the chains and drove his team into field goal range. However, Dallas missed a scoring opportunity as Cowboys K **Brett Maher's** 38-yard attempt went wide right. As the Titans took the field, QB **Marcus Mariota** moved the offense 11 yards down the field before he was strip-sacked by Cowboys DE **DeMarcus Lawrence**. Cowboys LB **Sean Lee** recovered the ball as Dallas regained possession at the Tennessee 15-yard line. Dallas capitalized on the turnover as Prescott connected with Cowboys WR **Amari Cooper** for a four-yard touchdown and an early 7-0 lead.

Later in the first quarter, with Dallas driving, the Titans defense was able to force a turnover and put points on the board. Under pressure at the six-yard line, Prescott threw an interception in the endzone to S **Kevin Byard**. Mariota and the Tennessee offense took over and engineered a 15-play, 80-yard drive that ate eight minutes and 55 seconds off the clock. RB **Dion Lewis** contributed 18 rushing yards and WR **Corey Davis** tallied 37 receiving yards, as ultimately RB **Derrick Henry** ran in a one-yard touchdown to tie the score 7-7.

In the second quarter, Mariota orchestrated two big back-to-back plays. First he completed a 36-yard pass to WR **Darius Jennings**, and immediately followed that with an 18-yard touchdown pass to Lewis on a screen. The Titans went ahead, 14-7. However, on the ensuing Dallas drive, Prescott connected with both Cowboys WR **Deonte Thompson** for a 15-yard first down and Cooper for a 15-yard first down, before tossing a 23-yard touchdown pass to Cowboys WR **Allen Hurns**. Dallas caught up and tied the score at 14-14 at halftime.

On the Cowboys first possession of the second half, Dallas was faced with a third-and-13. As Prescott took the snap, LB **Jayon Brown** strip-sacked Prescott. LB **Wesley Woodyard** recovered it to give Tennessee possession at the Dallas 40-yard line. The

Titans again capitalized on the turnover and put points on the board, as Mariota tossed an eight-yard shovel pass touchdown to TE **Jonnu Smith**. Tennessee went ahead, 21-14.

In the fourth quarter, Tennessee was able to orchestrate another touchdown scoring drive. With help moving the chains on a 37-yard screen pass to Lewis, Mariota was able to direct an eight-play, 64-yard scoring drive that resulted in him rushing for a nine-yard score. The Titans extended their lead, 28-14. Ultimately, the four touchdowns manufactured by the Tennessee offense proved to be too large of a feat for Dallas to overcome. The Titans came away with a primetime victory on the road, 28-14.

SCORING

| | 1 | 2 | 3 | 4 | Final |
|-----------|---|----|---|---|-------|
| Tennessee | 0 | 14 | 7 | 7 | 28 |
| Dallas | 7 | 7 | 0 | 0 | 14 |

TEAM SCORING PLAY

| TEAM | SCORING PLAY | TIME |
|---------|--|--------|
| Cowboys | A.Cooper 4 yd. pass from D.Prescott (B.Maher kick) | 1-6:12 |
| Titans | D.Henry 1 yd. run (R.Succop kick) | 2-9:35 |
| Titans | D.Lewis 18 yd. pass from M.Mariota (R.Succop kick) | 2-4:11 |
| Cowboys | A.Hurns 23 yd. pass from D.Prescott (B.Maher kick) | 2-0:39 |
| Titans | J.Smith 7 yd. pass from M.Mariota (R.Succop kick) | 3-5:44 |
| Titans | M.Mariota 9 yd. run (R.Succop kick) | 4-4:38 |

Missed FGs: R. Succop 28LU, B. Maher 38WR.

Attendance: 90,466.

Time of Game: 2:55.

Weather: 74° F, wind N/NW 4 mph.

Referee: Clete Blakeman.

CLICK TO WATCH HIGHLIGHTS



TEAM STATISTICS

| | Titans | Cowboys |
|----------------------------|-----------|----------|
| TOTAL FIRST DOWNS | 24 | 18 |
| THIRD DOWN EFFICIENCY | 11-14-79% | 5-11-45% |
| FOURTH DOWN EFFICIENCY | 0-0-0% | 0-1-0% |
| TOTAL NET YARDS | 340 | 297 |
| Plays - Avg | 69-4.9 | 56-5.3 |
| NET YARDS RUSHING | 125 | 72 |
| Rushes - Avg. | 36-3.5 | 19-3.8 |
| NET YARDS PASSING | 215 | 225 |
| Sacks - Yards Lost | 4-25 | 5-18 |
| PASS ATT-COMP-INT | 29-21-0 | 32-21-1 |
| PUNTS - Avg. | 1-45.0 | 3-44.7 |
| PUNT RETURNS - Yards | 2-11 | 1-7 |
| KICKOFF RETURNS - Yards | 1-23 | 1-23 |
| Interceptions - Yards | 1-0 | 0-0 |
| PENALTIES Number and Yards | 3-20 | 6-52 |
| FUMBLES - Lost | 2-2 | 1-1 |
| TOUCHDOWNS | 4 | 2 |
| EXTRA POINTS Made-Attempts | 4-4 | 2-2 |
| FIELD GOALS Made-Attempts | 0-1 | 0-1 |
| RED ZONE EFFICIENCY | 4-5-80% | 1-4-25% |
| GOAL TO GO EFFICIENCY | 1-2-50% | 1-2-50% |
| SAFETIES | 0 | 0 |
| GIVEAWAYS | 2 | 2 |
| TAKEAWAYS | 2 | 2 |
| TIME OF POSSESSION | 34:26 | 25:34 |

TITANS STARTERS

| OFFENSE | | DEFENSE | |
|---------|-----------|---------|------------|
| WR 19 | T.Sharpe | DE 90 | D.Jones |
| RB 33 | D.Lewis | NT 94 | A.Johnson |
| LT 77 | T.Lewan | DT 99 | J.Casey |
| LG 67 | Q.Spain | OLB 44 | K.Correa |
| C 60 | B.Jones | ILB 59 | W.Woodyard |
| RG 64 | J.Kline | ILB 54 | R.Evans |
| RT 78 | J.Conklin | OLB 98 | B.Orakpo |
| TE 81 | J.Smith | CB 26 | L.Ryan |
| WR 84 | C.Davis | SS 24 | K.Vaccaro |
| QB 8 | M.Mariota | FS 31 | K.Byard |
| RB 22 | D.Henry | CB 25 | A.Jackson |

COWBOYS STARTERS

| OFFENSE | | DEFENSE | |
|---------|------------|---------|------------|
| WR 19 | A.Cooper | DE 90 | D.Lawrence |
| LT 77 | T.Smith | DT 96 | M.Collins |
| LG 52 | C.Williams | DT 99 | A.Woods |
| C 73 | J.Looney | DE 98 | T.Crawford |
| RG 70 | Z.Martin | SLB 57 | D.Wilson |
| RT 71 | L.Collins | MLB 54 | J.Smith |
| TE 80 | R.Gathers | WLB 50 | S.Lee |
| WR 13 | M.Gallup | CB 24 | C.Awuzie |
| TE 86 | D.Schultz | CB 31 | B.Jones |
| QB 4 | D.Prescott | SS 38 | J.Heath |
| RB 21 | E.Elliott | FS 25 | X.Woods |

TITANS INDIVIDUAL STATISTICS

| Rushing | Att | Yds | Avg | Lg | TD |
|--------------|-----------|------------|------------|-----------|----------|
| D.Lewis | 19 | 62 | 3.3 | 13 | 0 |
| M.Mariota | 10 | 32 | 3.2 | 12 | 1 |
| D.Henry | 6 | 27 | 4.5 | 13 | 1 |
| C.Davis | 1 | 4 | 4.0 | 4 | 0 |
| Total | 36 | 125 | 3.5 | 13 | 2 |

| Passing | Att | Cmp | Yds | TD | Lg | IN | Rt |
|--------------|-----------|-----------|------------|----------|-----------|----------|--------------|
| M.Mariota | 29 | 21 | 240 | 2 | 37 | 0 | 119.9 |
| Total | 29 | 21 | 240 | 2 | 37 | 0 | 119.9 |

| Receiving | No | Yds | Avg | Lg | TD |
|--------------|-----------|------------|-------------|-----------|----------|
| C.Davis | 6 | 56 | 9.3 | 17 | 0 |
| D.Lewis | 4 | 60 | 15.0 | 37 | 1 |
| J.Smith | 2 | 33 | 16.5 | 26 | 1 |
| T.Taylor | 2 | 24 | 12.0 | 16 | 0 |
| C.Batson | 2 | 21 | 10.5 | 12 | 0 |
| D.Henry | 2 | 5 | 2.5 | 3 | 0 |
| D.Jennings | 1 | 36 | 36.0 | 36 | 0 |
| L.Stocker | 1 | 5 | 5.0 | 5 | 0 |
| T.Sharpe | 1 | 0 | 0.0 | 0 | 0 |
| Total | 21 | 240 | 11.4 | 37 | 2 |

| Interceptions | No | Yds | Avg | Lg | TD |
|---------------|----------|----------|------------|----------|----------|
| K. Byard | 1 | 0 | 0.0 | 0 | 0 |
| Total | 1 | 0 | 0.0 | 0 | 0 |

Leading Tacklers (Coaching Totals)

W. Woodyard 10-8-2; K. Vaccaro 8-4-4; L. Ryan 5-5-0; K. Byard 5-4-1.

Sacks: W. Woodyard 1; J. Brown 1; H. Landry 1;

B. Orakpo 1; A. Johnson 1.

FF: J. Brown; 1.

FR: W. Woodyard; 1.

COWBOYS INDIVIDUAL STATISTICS

| Rushing | Att | Yds | Avg | Lg | TD |
|--------------|-----------|-----------|------------|-----------|----------|
| E.Elliott | 17 | 61 | 3.6 | 17 | 0 |
| D.Prescott | 2 | 11 | 5.5 | 6 | 0 |
| Total | 19 | 72 | 3.8 | 17 | 0 |

| Passing | Att | Cmp | Yds | TD | Lg | IN | Rt |
|--------------|-----------|-----------|------------|----------|-----------|----------|-------------|
| D.Prescott | 31 | 21 | 243 | 2 | 37 | 1 | 99.3 |
| C.Beasley | 1 | 0 | 0 | 0 | 0 | 0 | 39.6 |
| Total | 32 | 21 | 243 | 2 | 37 | 1 | 96.2 |

| Receiving | No | Yds | Avg | Lg | TD |
|--------------|-----------|------------|-------------|-----------|----------|
| A.Cooper | 5 | 58 | 11.6 | 19 | 1 |
| E.Elliott | 4 | 51 | 12.8 | 37 | 0 |
| M.Gallup | 3 | 51 | 17.0 | 21 | 0 |
| C.Beasley | 3 | 16 | 5.3 | 6 | 0 |
| D.Thompson | 2 | 21 | 10.5 | 15 | 0 |
| B.Jarwin | 2 | 15 | 7.5 | 10 | 0 |
| A.Hurns | 1 | 23 | 23.0 | 23 | 1 |
| R.Smith | 1 | 8 | 8.0 | 8 | 0 |
| Total | 21 | 243 | 11.6 | 37 | 2 |

| Interceptions | No | Yds | Avg | Lg | TD |
|---------------|----------|----------|----------|----------|----------|
| None | 0 | 0 | - | - | 0 |
| Total | 0 | 0 | - | - | 0 |

Leading Tacklers (Press Box Totals)

L. Vander Esch 9-6-3; J. Smith 9-6-3; C. Awuzie 7-6-1; X. Woods 7-4-3.

Sacks: D. Lawrence 1; D. Ross 1; T. Crawford 1; D. Armstrong 0.5; C. Reid 0.5.

FF: D. Lawrence 1.

FR: J. Smith 1; S. Lee 1.

2022 TALE OF THE TAPE

| | Dal. | Tenn. | NFL/Avg |
|------------------|-------|-------|---------|
| OFFENSE | | | |
| GAMES (Won-Lost) | 11-4 | 7-8 | --- |
| FIRST DOWNS | 311 | 241 | 296.0 |
| Rushing | 120 | 94 | 101.7 |
| Passing | 172 | 128 | 169.2 |
| Penalty | 19 | 19 | 25.2 |
| YDS GAINED (tot) | 5491 | 4416 | 5114.6 |
| Avg per Game | 366.1 | 294.4 | 342.4 |
| RUSHING (net) | 2147 | 1887 | 1808.5 |
| Avg per Game | 143.1 | 125.8 | 121.1 |
| Rushes | 472 | 424 | 405.5 |
| Yards per Rush | 4.5 | 4.5 | 4.5 |
| PASSING (net) | 3344 | 2529 | 3306.1 |
| Avg per Game | 222.9 | 168.6 | 221.3 |
| Passes Att. | 477 | 388 | 501.3 |
| Completed | 312 | 245 | 323.3 |
| Pct Completed | 65.4 | 63.1 | 64.5 |
| Yards Gained | 3501 | 2816 | 3542.7 |
| Sacked | 25 | 43 | 35.7 |
| Yards Lost | 157 | 287 | 236.6 |
| Had intercepted | 15 | 9 | 11.2 |
| Yards Opp Ret | 295 | 150 | 140.1 |
| Opp TDs on Int | 2 | 1 | 1.0 |
| PUNTS | 55 | 82 | 60.7 |
| Avg Yards | 48.9 | 53.4 | 46.9 |
| PUNT RETURNS | 22 | 35 | 26.5 |
| Avg Return | 11.9 | 8.6 | 9.0 |
| Returned for TD | 0 | 0 | 0.1 |
| KICKOFF RETURNS | 20 | 33 | 28.4 |
| Avg Return | 23.8 | 21.1 | 22.4 |
| Returned for TD | 0 | 0 | 0.1 |
| PENALTIES | 95 | 95 | 85.3 |
| Yards Penalized | 733 | 792 | 704.9 |
| FUMBLES BY | 11 | 19 | 18.5 |
| Fumbles Lost | 3 | 10 | 8.0 |
| Opp Fumbles | 25 | 17 | 18.5 |
| Opp Fum Lost | 16 | 4 | 8.0 |
| POSS. TIME (avg) | 29:26 | 29:00 | 30:00 |
| TOUCHDOWNS | 51 | 32 | 36.5 |
| Rushing | 23 | 16 | 13.7 |
| Passing | 25 | 14 | 20.8 |
| Returns | 3 | 2 | 2.0 |
| EXTRA-PT KICKS | 47/49 | 30/31 | 94% |
| 2-PT CONVERSIONS | 0/2 | 1/1 | 47% |
| FIELD GOALS/FGA | 27/30 | 15/19 | 25/29 |
| POINTS SCORED | 434 | 269 | 328.9 |
| DEFENSE | | | |
| POINTS ALLOWED | 303 | 312 | 328.9 |
| OPP FIRST DOWNS | 294 | 300 | 296.0 |
| Rushing | 106 | 86 | 101.7 |
| Passing | 157 | 189 | 169.2 |
| Penalty | 31 | 25 | 25.2 |
| OPP YARDS GAINED | 4987 | 5395 | 5114.6 |
| Avg per Game | 332.5 | 359.7 | 342.4 |
| OPP RUSHING(net) | 1950 | 1201 | 1808.5 |
| Avg per Game | 130.0 | 80.1 | 121.1 |
| Rushes | 432 | 344 | 405.5 |
| Yards per Rush | 4.5 | 3.5 | 4.5 |
| OPP PASSING(net) | 3037 | 4194 | 3306.1 |
| Avg per Game | 202.5 | 279.6 | 221.3 |
| Passes Att. | 492 | 598 | 501.3 |
| Completed | 314 | 390 | 323.3 |
| Pct Completed | 63.8 | 65.2 | 64.5 |
| Sacked | 49 | 37 | 35.7 |
| Yards Lost | 329 | 247 | 236.6 |
| INTERCEPTED BY | 14 | 12 | 11.2 |
| Yards Returned | 60 | 119 | 140.1 |
| Returned for TD | 0 | 1 | 1.0 |
| OPP PUNT RETURNS | 25 | 54 | 26.5 |
| Avg return | 8.1 | 10.6 | 9.0 |
| OPP KICKOFF RET | 19 | 28 | 28.4 |
| Avg return | 24.1 | 18.7 | 22.4 |
| OPP TOUCHDOWNS | 31 | 36 | 36.5 |
| Rushing | 8 | 8 | 13.7 |
| Passing | 21 | 26 | 20.8 |
| Returns | 2 | 2 | 2.0 |

2022 SCHEDULE & RESULTS



| REGULAR SEASON | | | |
|----------------|------------------|--------|-------|
| Date | Opponent | W/L | Score |
| 09/11 | N.Y. Giants | L | 20-21 |
| 09/19 | at Buffalo | L | 7-41 |
| 09/25 | Las Vegas | W | 24-22 |
| 10/02 | at Indianapolis | W | 24-17 |
| 10/09 | at Washington | W | 21-17 |
| 10/23 | Indianapolis | W | 19-10 |
| 10/30 | at Houston | W | 17-10 |
| 11/06 | at Kansas City | L (OT) | 17-20 |
| 11/13 | Denver | W | 17-10 |
| 11/17 | at Green Bay | W | 27-17 |
| 11/27 | Cincinnati | L | 16-20 |
| 12/04 | at Philadelphia | L | 10-35 |
| 12/11 | Jacksonville | L | 22-36 |
| 12/18 | at L.A. Chargers | L | 14-17 |
| 12/24 | Houston | L | 14-19 |
| 12/29 | Dallas | | |
| 01/07-08 | at Jacksonville | | |

| REGULAR SEASON | | | |
|----------------|-----------------|--------|-------|
| Date | Opponent | W/L | Score |
| 09/11 | Tampa Bay | L | 3-19 |
| 09/18 | Cincinnati | W | 20-17 |
| 09/26 | at N.Y. Giants | W | 23-16 |
| 10/02 | Washington | W | 25-10 |
| 10/09 | at L.A. Rams | W | 22-10 |
| 10/16 | at Philadelphia | L | 17-26 |
| 10/23 | Detroit | W | 24-6 |
| 10/30 | Chicago | W | 49-29 |
| 11/13 | OT at Green Bay | L | 28-31 |
| 11/20 | at Minnesota | W | 40-3 |
| 11/24 | N.Y. Giants | W | 28-20 |
| 12/04 | Indianapolis | W | 54-19 |
| 12/11 | Houston | W | 27-23 |
| 12/18 | at Jacksonville | L (OT) | 34-40 |
| 12/24 | Philadelphia | W | 40-34 |
| 12/29 | at Tennessee | | |
| 01/08 | at Washington | | |

2022 REGULAR SEASON INDIVIDUAL LEADERS

| Passing | | Att | Cmp | Yds | Pct | Y/Att | TD | Int | Lg | Sack/Lost | Rtg |
|-----------------|---------------|-------|-------|-------|------|-------|----|-----|-----|-----------|------|
| Titans | R.Tannehill | 325 | 212 | 2,536 | 65.2 | 7.8 | 13 | 6 | 69 | 33/238 | 94.6 |
| | M. Willis | 61 | 31 | 276 | 50.8 | 4.5 | 0 | 3 | 48 | 10/49 | 42.8 |
| Cowboys | D. Prescott | 316 | 218 | 2,450 | 69.0 | 7.8 | 20 | 12 | 68t | 18/108 | 97.2 |
| Rushing | | No. | Yds | Avg | Long | TD | | | | | |
| Titans | D. Henry | 319 | 1,429 | 4.5 | 56 | 13 | | | | | |
| | D. Hilliard | 22 | 145 | 6.6 | 30 | 0 | | | | | |
| | M. Willis | 27 | 123 | 4.6 | 17 | 1 | | | | | |
| Cowboys | T. Pollard | 186 | 988 | 5.3 | 57t | 9 | | | | | |
| | E. Elliott | 204 | 829 | 4.1 | 27 | 11 | | | | | |
| Receiving | | No. | Yds | Avg | Long | TD | | | | | |
| Titans | R. Woods | 44 | 448 | 10.2 | 41 | 1 | | | | | |
| | A. Hooper | 36 | 400 | 11.1 | 24 | 2 | | | | | |
| | D. Henry | 32 | 379 | 11.8 | 69 | 0 | | | | | |
| | C. Okonkwo | 26 | 384 | 14.8 | 48 | 2 | | | | | |
| Cowboys | C. Lamb | 91 | 1,207 | 13.3 | 39 | 8 | | | | | |
| | D. Schultz | 46 | 488 | 10.6 | 30 | 3 | | | | | |
| | N. Brown | 41 | 538 | 13.1 | 51 | 3 | | | | | |
| T. Pollard | 39 | 371 | 9.5 | 68t | 3 | | | | | | |
| Interceptions | | No. | Yds | Avg | Long | TD | | | | | |
| Titans | K. Byard | 2 | 27 | 13.5 | 24 | 0 | | | | | |
| | D. Long Jr. | 2 | 4 | 2.0 | 4 | 0 | | | | | |
| Cowboys | D. Bland | 5 | 19 | 3.8 | 15 | 0 | | | | | |
| Punting | | No. | Yds | Avg | Net | TB | In | Lg | B | | |
| Titans | R. Stonehouse | 82 | 4,376 | 53.4 | 44.4 | 8 | 29 | 74 | 0 | | |
| Cowboys | B. Anger | 55 | 2,692 | 48.9 | 43.1 | 6 | 21 | 83 | 0 | | |
| Punt Returns | | No. | FC | Yds | Avg | Lg | TD | | | | |
| Titans | C. Board | 14 | 5 | 147 | 10.5 | 19 | 0 | | | | |
| | R. Woods | 10 | 11 | 88 | 8.8 | 21 | 0 | | | | |
| Cowboys | K. Turpin | 22 | 23 | 261 | 11.9 | 52 | 0 | | | | |
| Kickoff Returns | | No. | Yds | Avg | Lg | TD | | | | | |
| Titans | H. Haskins | 19 | 414 | 21.8 | 37 | 0 | | | | | |
| Cowboys | K. Turpin | 19 | 457 | 24.1 | 63 | 0 | | | | | |
| Scoring/Kickers | | PAT | FG | Pts | | | | | | | |
| Titans | R. Bullock | 26/26 | 12/15 | 62 | | | | | | | |
| Cowboys | B. Maher | 47/49 | 27/30 | 128 | | | | | | | |
| Sacks | | Tot | | | | | | | | | |
| Titans | D. Autry | 8.0 | | | | | | | | | |
| Cowboys | M. Parsons | 13.0 | | | | | | | | | |
| Tackles | | Tot | Solo | Asst | | | | | | | |
| Titans | K. Byard | 96 | 61 | 35 | | | | | | | |
| Cowboys | D. Wilson | 93 | 72 | 21 | | | | | | | |

GAME PREVIEW

TEAM NOTES

PLAYER NOTES

MEDIA

STATISTICS

ROSTERS

THE TITANS HAVE WON SIX OF THEIR PAST EIGHT PRIMETIME GAMES AT NISSAN STADIUM

2022 SITUATIONAL RECORDS

| TENNESSEE TITANS | | DALLAS COWBOYS | |
|------------------|-------|----------------|--------|
| Total | 7 - 8 | Home | 8 - 1 |
| Home | 3 - 4 | Away | 3 - 3 |
| Away | 4 - 4 | Grass | 0 - 3 |
| Grass | 5 - 6 | Turf | 11 - 1 |
| Turf | 2 - 2 | AFC | 3 - 1 |
| AFC | 5 - 6 | NFC | 8 - 3 |
| NFC | 2 - 2 | In Division | 4 - 1 |
| In Division | 3 - 2 | Out Division | 7 - 3 |
| Out Division | 4 - 6 | Indoor | 8 - 1 |
| Indoor | 1 - 1 | Outdoor | 3 - 3 |
| Outdoor | 6 - 7 | Total | 11 - 4 |
| September | 1 - 2 | September | 2 - 1 |
| October | 4 - 0 | October | 4 - 1 |
| November | 2 - 2 | November | 2 - 1 |
| December | 0 - 4 | December | 3 - 1 |
| Sunday | 6 - 6 | Sunday | 8 - 4 |
| Monday | 0 - 1 | Monday | 1 - 0 |
| Thursday | 1 - 0 | Thursday | 1 - 0 |
| Saturday | 0 - 1 | Saturday | 1 - 0 |

LAST WEEK'S STARTERS

Titans vs. Texans | Cowboys vs. Eagles

| TITANS OFFENSE | | COWBOYS DEFENSE | |
|----------------|--------------------------|-----------------|------------------------|
| WR | 19 Chris Conley | DE | 90 Demarcus Lawrence |
| TE | 87 Geoff Swaim | DE | 91 Carlos Watkins |
| LT | 71 Dennis Daley | DT | 97 Osa Odighizuwa |
| LG | 55 Aaron Brewer | LB | 33 Damone Clark |
| C | 62 Corey Levin | LB | 11 Micah Parsons |
| RG | 70 Jordan Roos | LB | 42 Anthony Barr |
| RT | 78 Nicholas Petit-Frere | DB | 36 Mackensie Alexander |
| WR | 2 Robert Woods | NKL | 26 Daron Bland |
| WR | 15 Nick Westbrook-Ikhine | CB | 7 Trevon Diggs |
| QB | 7 Malik Willis | S | 27 Jayron Kearse |
| RB | 22 Derrick Henry | S | 6 Donovan Wilson |

| TITANS DEFENSE | | COWBOYS OFFENSE | |
|----------------|--------------------|-----------------|--------------------|
| OLB | 48 Bud Dupree | TE | 86 Dalton Schultz |
| DT | 98 Jeffery Simmons | LT | 73 Tyler Smith |
| NT | 93 Tair Tart | LG | 66 Connor McGovern |
| OLB | 96 Denico Autry | C | 63 Tyler Biadasz |
| ILB | 56 Monty Rice | RG | 70 Zack Martin |
| ILB | 41 Zach Cunningham | RT | 77 Tyron Smith |
| CB | 21 Roger McCreary | WR | 88 CeeDee Lamb |
| CB | 30 Tre Avery | WR | 85 Noah Brown |
| DB | 28 Joshua Kalu | WR | 13 Michael Gallup |
| S | 31 Kevin Byard | QB | 4 Dak Prescott |
| S | 47 Andrew Adams | RB | 21 Ezekiel Elliott |

2022 INDIVIDUAL NFL RANKINGS

(qualifiers only, where applicable)

| Category | Team | Player | Stat | NFL Rank |
|-----------------|---------|-------------------|-------|----------|
| Passer Rating | Titans | Ryan Tannehill | 94.6 | 12 |
| | Cowboys | Dak Prescott | 97.2 | 8 |
| Passing Yards | Titans | Ryan Tannehill | 2,536 | 20 |
| | Cowboys | Dak Prescott | 2,450 | 22 |
| Passing TDs | Titans | Ryan Tannehill | 13 | 23t |
| | Cowboys | Dak Prescott | 20 | 14 |
| Rushing Yards | Titans | Derrick Henry | 1,429 | 2 |
| | Cowboys | Tony Pollard | 988 | 9 |
| Rushing Average | Titans | Derrick Henry | 4.48 | 25 |
| | Cowboys | Tony Pollard | 5.31 | 6 |
| Rushing TDs | Titans | Derrick Henry | 13 | 2t |
| | Cowboys | Ezekiel Elliott | 11 | 5t |
| Receptions | Titans | Robert Woods | 44 | 78t |
| | Cowboys | CeeDee Lamb | 91 | 7 |
| Receiving Yards | Titans | Robert Woods | 448 | 79 |
| | Cowboys | CeeDee Lamb | 1,207 | 8 |
| Receiving TDs | Titans | Dontrell Hilliard | 4 | 37t |
| | Cowboys | CeeDee Lamb | 8 | 5t |
| Sacks | Titans | Denico Autry | 8.0 | 24t |
| | Cowboys | Micah Parsons | 13.0 | 5 |
| Interceptions | Titans | D. Long, K. Byard | 2 | 37t |
| | Cowboys | Daron Bland | 5 | 3t |

THIS WEEK'S NFL SCHEDULE

All Times Central

Thursday, December 29

| | | | |
|--------|--------------|----------------------|------|
| Dallas | at Tennessee | Prime Video & WTVF-5 | 7:15 |
|--------|--------------|----------------------|------|

Sunday, January 1

| | | | |
|---------------|------------------|-----|-------|
| Arizona | at Atlanta | FOX | 12:00 |
| Chicago | at Detroit | FOX | 12:00 |
| Jacksonville | at Houston | CBS | 12:00 |
| Denver | at Kansas City | CBS | 12:00 |
| Miami | at New England | CBS | 12:00 |
| Indianapolis | at N.Y. Giants | CBS | 12:00 |
| New Orleans | at Philadelphia | FOX | 12:00 |
| Carolina | at Tampa Bay | FOX | 12:00 |
| Cleveland | at Washington | FOX | 12:00 |
| San Francisco | at Las Vegas | FOX | 3:05 |
| N.Y. Jets | at Seattle | FOX | 3:05 |
| Minnesota | at Green Bay | CBS | 3:25 |
| L.A. Rams | at L.A. Chargers | CBS | 3:25 |
| Pittsburgh | at Baltimore | NBC | 7:20 |

Monday, January 2

| | | | |
|---------|---------------|----------|------|
| Buffalo | at Cincinnati | ESPN/ABC | 7:15 |
|---------|---------------|----------|------|

WHERE THE TEAMS RANK IN 2022

2022 OFFENSIVE STATISTICS AND NFL RANKING

| OFFENSIVE CATEGORY | TITANS | COWBOYS |
|------------------------|--------------|-------------|
| | STAT (RANK) | STAT (RANK) |
| Yards / Game | 294.4 (30) | 366.1 (8) |
| Yards / Play | 5.16 (24) | 5.64 (11) |
| Rushing Yards / Game | 125.8 (12) | 143.1 (7) |
| Rushing Yards / Play | 4.45 (16) | 4.55 (15) |
| Passing Yards / Game | 168.6 (30) | 222.9 (16) |
| Passing Yards / Play | 6.52 (14) | 7.01 (9) |
| Interception Rate | 2.32% (15) | 3.14% (30) |
| Sacks / Pass Attempt | 11.08% (30) | 5.24% (5) |
| First Downs / Game | 16.1 (32) | 20.7 (10) |
| Punt Return Avg | 8.6 (19) | 11.9 (5) |
| Kickoff Return Avg | 21.1 (22) | 23.8 (10) |
| Field Goals Made | 78.95% (27) | 90.00% (8t) |
| 3rd Down Pct | 36.02% (24) | 46.50% (5) |
| 4th Down Pct | 50.00% (16t) | 56.25% (7) |
| Red Zone Pct | 68.42% (3t) | 70.59% (2) |
| Goal to Go% | 93.75% (1) | 83.87% (4) |
| Avg Time of Possession | 29:00 (27) | 29:26 (20) |
| Points / Game | 17.9 (27) | 28.9 (3) |
| Turnover Ratio | -3 (22t) | +12 (1) |

2022 DEFENSIVE STATISTICS AND NFL RANKING

| DEFENSIVE CATEGORY | TITANS | COWBOYS |
|---------------------------|--------------|--------------|
| | STAT (RANK) | STAT (RANK) |
| Yards / Game | 359.7 (23) | 332.5 (14) |
| Yards / Play | 5.51 (18) | 5.13 (10) |
| Rushing Yards / Game | 80.1 (2) | 130.0 (22) |
| Rushing Yards / Play | 3.49 (2) | 4.51 (21) |
| Passing Yards / Game | 279.6 (31) | 202.5 (9) |
| Passing Yards / Play | 7.01 (26) | 6.17 (9) |
| Interception Rate | 2.01% (21) | 2.85% (6) |
| Sacks / Pass Attempt | 6.19% (24) | 9.96% (2) |
| First Downs / Game | 20.0 (19) | 19.6 (16t) |
| Punt Return Avg | 10.6 (27) | 8.1 (11) |
| Kickoff Return Avg | 18.7 (2) | 24.1 (25) |
| 3rd Down Pct | 31.84% (1) | 38.31% (13) |
| 4th Down Pct | 73.08% (32) | 55.00% (21t) |
| Red Zone Pct | 55.81% (17) | 56.10% (18) |
| Goal to Go% | 77.27% (22t) | 81.25% (28) |
| Points / Game | 20.8 (11) | 20.2 (6) |
| Point Differential / Game | -2.9 (25) | 8.7 (4) |
| Yard Differential / Game | -65.3 (31) | 33.6 (6) |

COWBOYS HEAD COACH MIKE MCCARTHY

MIKE MCCARTHY AT A GLANCE

- **Regular season record:** 154-96-2
- **Postseason record:** 10-9
- **Overall record:** 164-105-2
- **vs. Titans:** 1-2
- **on the road vs. Titans:** 0-2
- **at home vs. Titans:** 1-0
- **vs. Mike Vrabel:** 0-0
- **Year as Cowboys head coach:** 1
- **Year as NFL head coach:** 16



Mike McCarthy's Assistant Coaching Staff:

| | |
|-----------------|--|
| Jeff Blasko | Assistant Offensive Line Coach |
| Rob Davis | Assistant Head Coach |
| Aden Durde | Defensive Line Coach |
| George Edwards | Senior Defensive Assistant |
| John Fassel | Special Teams Coordinator |
| Ryan Feder | Quality Control/Analytics |
| Al Harris | Defensive Backs Coach |
| Chase Haslett | Offensive Quality Control |
| Leon Lett | Assistant Defensive Line |
| Cannon Matthews | Defensive Quality Control |
| Scott McCurley | Linebackers Coach |
| Kellen Moore | Offensive Coordinator |
| Harold Nash Jr. | Strength and Conditioning Coordinator |
| Doug Nussmeier | Quarterbacks Coach |
| Skip Peete | Running Backs Coach |
| Joe Philbin | Offensive Line Coach |
| Robert Prince | Wide Receivers Coach |
| Dan Quinn | Defensive Coordinator |
| Justin Rudd | Video/Analytics |
| Eric Simonelli | Quality Control/Analytics |
| Cedric Smith | Assistant Strength and Conditioning |
| Kendall Smith | Assistant Strength and Conditioning |
| Rayna Stewart | Assistant Special Teams Coach |
| Scott Tolzien | Offensive Assistant |
| Kyle Valero | Quality Control/Analytics |
| Lunda Wells | Tight Ends Coach |
| Joe Whitt Jr. | Secondary/Pass Game Coordinator |
| Todd Williams | VP of Football Operations/Administration |

Mike McCarthy was named the ninth head coach of the Dallas Cowboys on Jan. 8, 2020. With 26 total seasons of NFL coaching experience, McCarthy spent 13 years as head coach of the Green Bay Packers (2006-18). His 154 regular season wins have him tied for 19th all-time with **Joe Gibbs**, and fourth among active coaches (**Bill Belichick**, **Andy Reid**, **Mike Tomlin**).

His teams have qualified for the postseason 10 times, won six NFC North Division titles, one NFC East Division Title, made four NFC Championship Game appearances and took home a Super Bowl XLV championship. He has coached multiple Hall of Fame and future Hall of Fame quarterbacks including **Brett Favre** and **Aaron Rodgers** in Green Bay and **Joe Montana** in Kansas City.

He was the third-youngest head coach in the NFL when he was hired by the Green Bay Packers at age 42 (the Saints **Sean Payton** was seven weeks younger and the N.Y. Jets **Eric Mangini** was 35). McCarthy took over a team coming off its first losing season since 1991.

In his first two seasons as Green Bay's head coach, McCarthy simultaneously oversaw a renaissance in Favre's career and the development of Rodgers as the quarterback of the future. Favre concluded his Green Bay career with a 95.7 passer rating in 2007, his best in 11 years and fourth-best in his career, while completing a then career-high 66.5 percent of his passes.

After taking over as the starter in 2008, Rodgers developed into one of the greatest quarterbacks in league history, topping 4,000 passing yards six times (2008-09, 2011-12, 2014, 2016). Rodgers became the first quarterback in league history to surpass the 4,000-yard plateau in each of his first two seasons as a starter, and he posted 21,332 passing yards from 2008-12 to set an NFL record for the most passing yards by a quarterback in his first five seasons as a starter, surpassing the previous mark held by **Peyton Manning** (20,618, 1998-2002).

McCarthy's success began with dominance at home. Under McCarthy at Lambeau Field, the Packers owned the fourth-best home winning percentage (73-27-2, .725) in the league from 2006 through Week 13 of 2018.

McCarthy began his six-year collegiate coaching career as a graduate assistant at Fort Hays State (1987), just after completing his playing career at Baker University. At Baker, McCarthy earned a degree in business administration and was an all-conference tight end and senior captain in 1986, helping lead the Wildcats to an NAIA Division II national runner-up finish. He was inducted into the school's athletic hall of fame in October 2007.

Born in Pittsburgh, Pa., McCarthy graduated from Bishop Boyle High School in Homestead, Pa.

MIKE MCCARTHY'S COACHING BACKGROUND:

- 2020-22:** Dallas Cowboys - Head Coach
- 2006-18:** Green Bay Packers - Head Coach
- 2005:** San Francisco 49ers - Offensive Coordinator
- 2000-04:** New Orleans Saints - Offensive Coordinator
- 1999:** Green Bay Packers - Quarterbacks Coach
- 1995-98:** Kansas City Chiefs - Quarterbacks Coach
- 1993-94:** Kansas City Chiefs - Offensive Quality Control
- 1992:** Pittsburgh - Wide Receivers Coach
- 1989-91:** Pittsburgh - Graduate Assistant
- 1987-88:** Fort Hays State - Graduate Assistant

TITANS-COWBOYS CONNECTIONS

NFL CONNECTIONS

TITANS

COWBOYS

Italicized name indicates player who was drafted by this team.
Underlined indicates a coach or administrative role (c/a).
Bold indicates a connection from a current coach's former playing career.



| | |
|---|--|
| WR Rob Moore (1995-01)  | RB Cedric Smith (1996-98) |
| <u>(c/a) Keith Carter (2015-17)</u> <u>TE Austin Hooper (2016-19)</u> | <u>(c/a) Dan Quinn (2015-2020)</u> <u>CB C.J. Goodwin (2016-17)</u> <u>(c/a) Aden Durde (2018-20)</u> |
| DE Mario Edwards Jr. (2020-21)  | T Jason Peters (2021) |
| <u>(c/a) Mike Sullivan (2001-04, 07-08, 13)</u> | <u>(c/a) George Edwards (2004)</u> <u>(c/a) Cannon Matthews (2007, 16)</u> <u>(c/a) Joe Whitt Jr. (2019)</u> <u>(c/a) Jeff Blasko (2019)</u> |
| <u>DL DeMarcus Walker (2017-20)</u>  | <u>(c/a) Cedric Smith (2001-06, 17-20)</u> |
| <u>(c/a) Jim Schwartz (2009-13)</u> <u>(c/a) Todd Downing (2009-13)</u> DE Kevin Strong (2019-21)  | <u>(c/a) Kyle Valero (2010-13)</u> QB Kellen Moore (2012-14) <u>(c/a) Robert Prince (2014-20)</u> <u>(c/a) Harold Nash (2016-19)</u> S Jayron Kearsse (2020) |
| <u>(c/a) Bobby King (2011-13, 17-21)</u> <u>K Randy Bullock (2013-15)</u> <u>(c/a) Tim Kelly (2014-21)</u> <u>(c/a) Anthony Midget (2014-19)</u> <u>(c/a) Mike Vrabel (2014-17)</u> <u>(c/a) Brian Bell (2015-17)</u> <u>(c/a) Shane Bowen (2016-17)</u> LB Zach Cunningham (2017-21)  | <u>(c/a) Cedric Smith (2010-13)</u> DE Carlos Watkins (2017-20) P Bryan Anger (2019-20) <u>(c/a) Robert Prince (2021)</u> |
| LB Dylan Cole (2017-20) DB Lonnie Johnson Jr. (2019-21) CB John Reid (2020) WR Chris Conley (2021-22) CB Terrance Mitchell (2021) DL DeMarcus Walker (2021) | WR T.Y. Hilton (2012-21) QB Scott Tolzien (2016-17) <u>(c/a) Joe Philbin (2016-17)</u> <u>S Malik Hooker (2017-20)</u> LS Matt Overton (2017-18) DT Johnathan Hankins (2017) |
| DL Denico Autry (2018-20)  | <u>(c/a) Doug Nussmeier (2003-05)</u> |
| <u>T Le'Raven Clark (2016-20)</u> <u>OLB Tarell Basham (2017-18)</u> | TEN DL Denico Autry (2012-13) TEN DT Jeffery Simmons (2016-18) |
| <u>(c/a) Craig Aukerman (2011-12)</u>  | P Bryan Anger (2012-15) LS Matt Overton (2012-16) DE Dante Fowler Jr. (2016-18) |
| LB Mike Vrabel (2009-10) WR Chris Conley (2015-18)  | <u>(c/a) Cedric Smith (2007-09)</u> <u>(c/a) Al Harris (2013-18)</u> |
| WR Robert Woods (2017-21)  | <u>(c/a) John Fassel (2012-19)</u> <u>(c/a) Skip Peete (2016-19)</u> DE Dante Fowler Jr. (2018-19) |
| QB Ryan Tannehill (2012-18) <u>(c/a) Terrell Williams (2015-17)</u>  | CB Al Harris (2010) <u>(c/a) Joe Philbin (2012-15)</u> <u>(c/a) George Edwards (2012-13)</u> <u>(c/a) Al Harris (2012)</u> |
| <u>(c/a) Todd Downing (2018)</u>  | LB Anthony Barr (2014-21) <u>(c/a) George Edwards (2014-19)</u> S Jayron Kearsse (2016-19) |
| DB Andrew Adams (2016-17, 18) K Randy Bullock (2016) DE Mario Edwards Jr. (2018)  | <u>(c/a) Lunda Wells (2012-19)</u> DT Johnathan Hankins (2013-16) |
| <u>(c/a) Jim Schwartz (2016-20)</u>  | T Jason Peters (2009-20) |
| OLB Bud Dupree (2015-20) K Randy Bullock (2016) QB Joshua Dobbs (2017-19, 20-21) TE Kevin Rader (2020-21)  | WR James Washington (2018-21) |

NFL CONNECTIONS

TITANS

COWBOYS

Italicized name indicates player who was drafted by this team.
Underlined indicates a coach or administrative role (c/a).
Bold indicates a connection from a current coach's former playing career.

| | |
|---|---|
| <u>(c/a) Keith Carter (2012-13)</u>  | <u>(c/a) Dan Quinn (2009-10, 13-14)</u> |
| DB Andrew Adams (2018, 19-21)  | P Bryan Anger (2016-18) |

COLLEGE CONNECTIONS

underlined name indicates a coach or administrative role (c/a).

| | |
|---|--|
|  | TEN RB Derrick Henry (2013-15) |
|  | DAL <u>(c/a) Doug Nussmeier (2012-13)</u> |
|  | TEN P Ryan Stonehouse (2017-21) |
|  | DAL WR Michael Gallup (2016-17) |
|  | TEN <u>(c/a) Ryan Crow (2011)</u> |
|  | DAL <u>(c/a) Dan Quinn (2011-12)</u> |
|  | DAL <u>(c/a) Jeff Blasko (2011)</u> |
|  | TEN WR Nick Westbrook-Ikhine (2015-19) |
|  | DAL TE Peyton Hendershot (2017-21) |
|  | TEN CB Greg Mabin (2014-16) |
|  | TEN S Amani Hooker (2016-18) |
|  | DAL DE Chauncey Golston (2016-20) |
|  | TEN CB Kristian Fulton (2016-19) |
|  | TEN WR Racey McMath (2017-20) |
|  | DAL LB Jabril Cox (2016-19) |
|  | DAL LB Damone Clark (2018-21) |
|  | TEN RB Hassan Haskins (2018-21) |
|  | DAL TE Sean McKeon (2016-19) |
|  | TEN <u>(c/a) Frank Piraino (2003-04)</u> |
| | DAL <u>(c/a) Doug Nussmeier (2003-05)</u> |
| | TEN DL Denico Autry (2012-13) |
| | TEN DT Jeffery Simmons (2016-18) |
| | DAL QB Dak Prescott (2011-15) |
| | DAL <u>(c/a) Chase Haslett (2018)</u> |
| | TEN DB Joshua Kalu (2014-17) |
| | DAL <u>(c/a) Chase Haslett (2016-17)</u> |
| | DAL LB Luke Gifford (2015-18) |
| | TEN <u>(c/a) Zak Kuhr (2011-12)</u> |
| | TEN <u>(c/a) Mike Vrabel (2011-13)</u> |
| | TEN <u>(c/a) John Streicher (2012-13)</u> |
| | TEN <u>(c/a) Shane Bowen (2012)</u> |
| | DAL DL Johnathan Hankins (2010-12) |
| | DAL RB Ezekiel Elliott (2013-15) |
| | TEN CB John Reid (2015-19) |
| | DAL G Connor McGovern (2016-18) |
| | DAL LB Micah Parsons (2018-19) |
| | TEN TE Austin Hooper (2014-17) |
| | DAL TE Dalton Schultz (2012-15) |
| | TEN <u>(c/a) Tony Dews (1999-01, 2007, 2017)</u> |
| | DAL QB Will Grier (2016-18) |

GAME PREVIEW

TEAM NOTES

PLAYER NOTES

MEDIA

STATISTICS

ROSTERS

TEAM AND LOCAL CONNECTIONS

FORMER TITANS

- Cowboys long snapper **Matt Overton** played for Tennessee in 2020. Overton saw action in nine games as a Titan.
- Cowboys defensive quality control coach **Cannon Matthews** spent two seasons with the Titans in the same role (2014-15). In his first season with the Titans, the team recorded at least one sack by 18 different players, a team record and the most in the NFL for 2014.
- Cowboys assistant special teams coach **Rayna Stewart** played two seasons at safety for the Houston/Tennessee Oilers (1996-1997). Stewart appeared in 31 games with four starts for the Oilers, registering 31 tackles, 0.5 sacks, and five passes defended. Stewart would later return to Tennessee to spend two seasons as the Titans defensive quality control coach (2009-10).

TITANS WITH TEXAS CONNECTIONS

- Titans quarterback **Ryan Tannehill** is a native of Big Spring, Texas, and played four seasons at Texas A&M (2008-11). Tannehill played both quarterback and wide receiver for the Aggies, appearing in 50 games with 25 starts. Tannehill registered 484 completions for 5,450 passing yards and 42 passing touchdowns. At receiver, he hauled in 112 receptions for 1,596 receiving yards and 10 touchdowns. In 2010 during his first career start at quarterback, Tannehill led the Aggies to a 45-27 victory over Texas Tech, setting a school record with 449 passing yards.
- Titans tight end **Geoff Swaim** played two seasons for the University of Texas (2013-14), appearing in 11 games and tallying 13 catches for 84 receiving yards and one touchdown.
- Titans kicker **Randy Bullock** played four seasons at Texas A&M (2008-11). He appeared in 39 games and finished his collegiate career with school records in points (365), field goals (63), and extra points (176). As a senior, he was named first-team All-American and won the Lou Groza Award for the nation's best placekicker. Bullock is a native of Klein, Texas and attended Klein High School.
- Titans guard **Aaron Brewer** is a native of Dallas, Texas, and attended Skyline High School. He played four seasons at Texas State (2016-19). He appeared in 48 games with 47 consecutive starts at all five offensive line positions.
- Titans defensive back **Josh Thompson** played four seasons at Texas (2017-21). Thompson appeared in 37 games and recorded 108 tackles, two interceptions, and seven passes defended. He is a native of Nacogdoches, Texas, and attended Nacogdoches High School.
- Titans tackle **Le'Raven Clark** played four seasons at Texas Tech (2012-15). He started all 51 games of his career and was tabbed a three-time All-Big 12 first-team selection by the Associated Press each of his three seasons at left tackle (2013-15). He attended Rockdale High School in Rockdale, Texas and helped lead them to four consecutive trips to the state playoffs. He is a Bryan, Texas, native.

- Titans defensive end **Kevin Strong** played four seasons at University of Texas San Antonio (2014-18). He appeared in 47 games with 40 starts tallying 106 tackles, 7.5 sacks, three passes defended, two forced fumbles, and two blocked kicks. Strong is a native of Houston, Texas, and attended Cleveland (Texas) High School.
- Titans defensive back **Joshua Kalu** is a native of Houston, Texas, and attended Alief Taylor High School.
- Titans defensive end **Mario Edwards Jr.** attended Billy Ryan High School in Denton, Texas.
- Titans linebacker **Jack Gibbens** is a native of Bulverde, Texas, and attended Smithson Valley (Texas) High School.
- Titans guard **Jordan Roos** is a native of Celina, Texas, and attended Celina (Texas) High School.

FORMER COWBOYS

- Titans tight end **Geoff Swaim** was drafted by the Cowboys in the seventh round (246th overall) of the 2015 NFL Draft. Swaim played four seasons with the Cowboys (2015-18), appearing in 39 games with 18 starts. He recorded 35 catches for 336 receiving yards and one touchdown.
- Titans cornerback **Terrance Mitchell** (IR) was drafted by the Cowboys in the seventh round (255th overall) of the 2014 NFL Draft. Mitchell returned to Dallas in 2015 after parts of two seasons in Chicago, and made his Cowboys debut. He saw action in three games and recorded one tackle and one pass defended.
- Titans outside linebacker **Tarell Basham** signed with the Cowboys as a free agent in 2021 and played parts of two seasons in Dallas (2021-22). He saw action in 19 games with six starts and tallied 21 tackles, 3.5 sacks and one forced fumble.

COWBOYS WITH TENNESSEE CONNECTIONS

- Cowboys running back **Tony Pollard** played three seasons at University of Memphis (2016-18). He appeared in 40 games and ran the ball 139 times for 941 yards and nine touchdowns. Pollard also registered 104 receptions for 1,292 yards and nine receiving touchdowns. Pollard returned 87 kicks for 2,616 yards and seven touchdowns.
- Cowboys assistant special teams coach **Rayna Stewart** spent four years teaching and coaching football at Whites Creek (Tenn.) High School, (2011-12) and Battle Ground Academy in Franklin, Tenn., (2013-14). Stewart then spent four seasons at Vanderbilt (2015-18), first as director of player development (2015-17) and then as special teams quality control coach (2018).
- Cowboys defensive tackle **Quinton Bohanna** is a native of Memphis, Tenn., and played football at Cordova High School (2013-16). As a senior, he posted 91 tackles and 19 sacks, while contributing to a team with a 12-2 record that reached the Tennessee Secondary School Athletic Association 6A semifinals. He was a three-time all-state selection.

CAREER GAME-BY-GAME STATS VS. THE COWBOYS: TITANS OFFENSE

QUARTERBACKS

Joshua Dobbs

| Date | Opp | W-L | G/S | Att | Cmp | Pct | Yds | Yd/A | TD | TD% | Int | Int% | Lg | Sk | Lst | Rate |
|---------------|-----|------------|------------|----------|----------|----------|----------|----------|----------|----------|----------|----------|----------|----------|----------|----------|
| None | | | | | | | | | | | | | | | | |
| Totals | | 0-0 | 0/0 | 0 | 0 | - | 0 | - | 0 | - | 0 | - | - | 0 | 0 | - |

Ryan Tannehill (Passing)

| Date | Opp | W-L | G/S | Att | Cmp | Pct | Yds | Yd/A | TD | TD% | Int | Int% | Lg | Sk | Lst | Rate |
|---------------|-----|------------|------------|-----------|-----------|-------------|------------|------------|----------|------------|----------|------------|-----------|----------|-----------|-------------|
| 11/22/15 | Dal | L | QB | 24 | 13 | 54.2 | 188 | 7.8 | 2 | 8.3 | 1 | 4.2 | 47 | 3 | 48 | 90.3 |
| Totals | | 0-1 | 1/1 | 24 | 13 | 54.2 | 188 | 7.8 | 2 | 8.3 | 1 | 4.2 | 47 | 3 | 48 | 90.3 |

Ryan Tannehill (Rushing)

| Date | Opp | W-L | G/S | Att | Yds | Avg | Lg | TD |
|---------------|-----|------------|------------|----------|-----------|------------|----------|----------|
| 11/22/15 | Dal | L | QB | 3 | 13 | 4.3 | 7 | 0 |
| Totals | | 0-1 | 1/1 | 3 | 13 | 4.3 | 7 | 0 |

Malik Willis

| Date | Opp | W-L | G/S | Att | Cmp | Pct | Yds | Yd/A | TD | TD% | Int | Int% | Lg | Sk | Lst | Rate |
|---------------|-----|------------|------------|----------|----------|----------|----------|----------|----------|----------|----------|----------|----------|----------|----------|----------|
| None | | | | | | | | | | | | | | | | |
| Totals | | 0-0 | 0/0 | 0 | 0 | - | 0 | - | 0 | - | 0 | - | - | 0 | 0 | - |

CAREER GAME-BY-GAME STATS VS. THE COWBOYS: TITANS OFFENSE

RUNNING BACKS

| Julius Chestnut | | Rushing | | | | | | | | Receiving | | | |
|-----------------|-----|------------|------------|----------|----------|----------|----------|----------|----------|-----------|----------|----------|----------|
| Date | Opp | W-L | G/S | Att | Yds | Avg | Lg | TD | Rec | Yds | Avg | Lg | TD |
| None | | | | | | | | | | | | | |
| Totals | | 0-0 | 0/0 | 0 | 0 | - | - | 0 | 0 | 0 | - | - | 0 |

| Hassan Haskins | | Rushing | | | | | | | | Receiving | | | |
|----------------|-----|------------|------------|----------|----------|----------|----------|----------|----------|-----------|----------|----------|----------|
| Date | Opp | W-L | G/S | Att | Yds | Avg | Lg | TD | Rec | Yds | Avg | Lg | TD |
| None | | | | | | | | | | | | | |
| Totals | | 0-0 | 0/0 | 0 | 0 | - | - | 0 | 0 | 0 | - | - | 0 |

| Derrick Henry | | Rushing | | | | | | | | Receiving | | | |
|---------------|-------|------------|------------|----------|-----------|------------|-----------|----------|----------|-----------|------------|----------|----------|
| Date | Opp | W-L | G/S | Att | Yds | Avg | Lg | TD | Rec | Yds | Avg | Lg | TD |
| 11/5/18 | @ Dal | W | RB | 6 | 27 | 4.5 | 13 | 1 | 2 | 5 | 2.5 | 3 | 0 |
| Totals | | 1-0 | 1/1 | 6 | 27 | 4.5 | 13 | 1 | 2 | 5 | 2.5 | 3 | 0 |

WIDE RECEIVERS

| Treyton Burks | | W-L | G/S | Rec | Yds | Avg | Lg | TD |
|---------------|--|------------|------------|----------|----------|----------|----------|----------|
| None | | | | | | | | |
| Totals | | 0-0 | 0/0 | 0 | 0 | - | - | 0 |

| Chris Conley | | W-L | G/S | Rec | Yds | Avg | Lg | TD |
|---------------|--|------------|------------|----------|----------|----------|----------|----------|
| None | | | | | | | | |
| Totals | | 0-0 | 0/0 | 0 | 0 | - | - | 0 |

| Racey McMath | | W-L | G/S | Rec | Yds | Avg | Lg | TD |
|---------------|--|------------|------------|----------|----------|----------|----------|----------|
| None | | | | | | | | |
| Totals | | 0-0 | 0/0 | 0 | 0 | - | - | 0 |

| Nick Westbrook-Ikhine | | W-L | G/S | Rec | Yds | Avg | Lg | TD |
|-----------------------|--|------------|------------|----------|----------|----------|----------|----------|
| None | | | | | | | | |
| Totals | | 0-0 | 0/0 | 0 | 0 | - | - | 0 |

| Robert Woods | | W-L | G/S | Rec | Yds | Avg | Lg | TD |
|-----------------------|-------|------------|------------|-----------|------------|-------------|-----------|----------|
| 10/1/17 | @ Dal | W | WR | 2 | 17 | 8.5 | 19 | 0 |
| 12/15/19 | @ Dal | L | WR | 4 | 17 | 4.3 | 6 | 0 |
| 9/13/20 | Dal | W | WR | 6 | 105 | 17.5 | 31 | 0 |
| Totals | | 2-1 | 3/3 | 12 | 139 | 11.6 | 31 | 0 |
| Playoffs | | | | | | | | |
| 1/12/19 | Dal | W | WR | 6 | 69 | 11.5 | 18 | 0 |
| Playoff Totals | | 1-0 | 1/1 | 6 | 69 | 11.5 | 18 | 0 |

TIGHT ENDS

| Austin Hooper | | W-L | G/S | Rec | Yds | Avg | Lg | TD |
|---------------|-------|------------|------------|-----------|------------|------------|-----------|----------|
| 11/12/17 | Dal | W | TE | 6 | 49 | 8.2 | 14 | 1 |
| 11/18/18 | Dal | L | TE | 4 | 27 | 6.8 | 9 | 0 |
| 10/4/20 | @ Dal | W | TE | 5 | 34 | 6.8 | 12 | 1 |
| Totals | | 2-1 | 3/3 | 15 | 110 | 7.3 | 14 | 2 |

| Chig Okonkwo | | W-L | G/S | Rec | Yds | Avg | Lg | TD |
|---------------|--|------------|------------|----------|----------|----------|----------|----------|
| None | | | | | | | | |
| Totals | | 0-0 | 0/0 | 0 | 0 | - | - | 0 |

| Kevin Rader | | W-L | G/S | Rec | Yds | Avg | Lg | TD |
|---------------|--|------------|------------|----------|----------|----------|----------|----------|
| None | | | | | | | | |
| Totals | | 0-0 | 0/0 | 0 | 0 | - | - | 0 |

| Geoff Swaim | | W-L | G/S | Rec | Yds | Avg | Lg | TD |
|---------------|--|------------|------------|----------|----------|----------|----------|----------|
| None | | | | | | | | |
| Totals | | 0-0 | 0/0 | 0 | 0 | - | - | 0 |

CAREER GAME-BY-GAME STATS VS. THE COWBOYS: TITANS SPECIALISTS

RETURNERS

| Julius Chestnut | | W-L | PR | FC | Yds | Avg | Lg | TD | KR | Yds | Avg | Lg | TD |
|-----------------|--|------------|----------|----------|----------|----------|----------|----------|----------|----------|----------|----------|----------|
| None | | | | | | | | | | | | | |
| Totals | | 0-0 | 0 | 0 | 0 | - | - | 0 | 0 | 0 | - | - | 0 |

| Hassan Haskins | | W-L | PR | FC | Yds | Avg | Lg | TD | KR | Yds | Avg | Lg | TD |
|----------------|--|------------|----------|----------|----------|----------|----------|----------|----------|----------|----------|----------|----------|
| None | | | | | | | | | | | | | |
| Totals | | 0-0 | 0 | 0 | 0 | - | - | 0 | 0 | 0 | - | - | 0 |

| Robert Woods | | W-L | PR | FC | Yds | Avg | Lg | TD | KR | Yds | Avg | Lg | TD |
|-----------------------|-------|------------|----------|----------|----------|----------|----------|----------|----------|----------|----------|----------|----------|
| 10/1/17 | @ Dal | W | 0 | 0 | 0 | - | - | 0 | 0 | 0 | - | - | 0 |
| 12/15/19 | @ Dal | L | 0 | 0 | 0 | - | - | 0 | 0 | 0 | - | - | 0 |
| 9/13/20 | Dal | W | 0 | 0 | 0 | - | - | 0 | 0 | 0 | - | - | 0 |
| Totals | | 2-1 | 0 | 0 | 0 | - | - | 0 | 0 | 0 | - | - | 0 |
| Playoffs | | | | | | | | | | | | | |
| 1/12/19 | Dal | W | 0 | 0 | 0 | - | - | 0 | 0 | 0 | - | - | 0 |
| Playoff Totals | | 1-0 | 0 | 0 | 0 | - | - | 0 | 0 | 0 | - | - | 0 |

PUNTERS

| Ryan Stonehouse | | W-L | Num | Blk | Yds | Avg | Lg | TB | In20 | NetAvg |
|-----------------|--|------------|----------|----------|----------|----------|----------|----------|----------|----------|
| None | | | | | | | | | | |
| Totals | | 0-0 | 0 | 0 | 0 | - | - | 0 | 0 | - |

CAREER GAME-BY-GAME STATS VS. THE COWBOYS: TITANS SPECIALISTS

KICKERS

Randy Bullock

| Date | Opp | W-L | FGM | FGA | Pct | XPM | XPA | 1-19 | 20-29 | 30-39 | 40-49 | 50+ | Lg | KO | TB |
|---------------|-------|------------|----------|----------|-------------|----------|----------|------------|------------|------------|------------|------------|-----------|-----------|----------|
| 10/5/14 | @ Dal | L | 1 | 1 | 100.0 | 2 | 2 | 0-0 | 1-1 | 0-0 | 0-0 | 0-0 | 29 | 4 | 2 |
| 12/19/15 | @ Dal | W | 2 | 3 | 66.7 | 1 | 2 | 0-0 | 0-0 | 1-1 | 1-2 | 0-0 | 40 | 5 | 0 |
| 9/11/16 | @ Dal | W | 0 | 0 | - | 2 | 3 | 0-0 | 0-0 | 0-0 | 0-0 | 0-0 | - | 4 | 3 |
| Totals | | 2-1 | 3 | 4 | 75.0 | 5 | 7 | 0-0 | 1-1 | 1-1 | 1-2 | 0-0 | 40 | 13 | 5 |

CAREER GAME-BY-GAME STATS VS. THE COWBOYS: TITANS DEFENSE

Andrew Adams (DB)

| Date | Opp | W-L | G/S | Tackle | Sack | Int | FF | FR |
|---------------|-------|------------|------------|-----------|------------|----------|----------|----------|
| 12/11/16 | Dal | W | S | 3 | 0.0 | 0 | 0 | 0 |
| 9/10/17 | @ Dal | L | | 0 | 0.0 | 0 | 0 | 0 |
| 12/10/17 | Dal | L | | 0 | 0.0 | 0 | 0 | 0 |
| 12/23/18 | @ Dal | L | S | 7 | 0.0 | 0 | 0 | 0 |
| 9/9/21 | Dal | W | | 3 | 0.0 | 0 | 0 | 0 |
| Totals | | 2-3 | 5/2 | 13 | 0.0 | 0 | 0 | 0 |

Denico Autry (OLB)

| Date | Opp | W-L | G/S | Tackle | Sack | Int | FF | FR |
|---------------|-----|------------|------------|----------|------------|----------|----------|----------|
| 12/17/17 | Dal | L | | 2 | 0.0 | 0 | 0 | 0 |
| 12/16/18 | Dal | W | UT | 1 | 1.0 | 0 | 0 | 0 |
| Totals | | 1-1 | 2/1 | 3 | 1.0 | 0 | 0 | 0 |

Tre Avery (CB)

| Date | Opp | W-L | G/S | Tackle | Sack | Int | FF | FR |
|---------------|-----|------------|------------|----------|------------|----------|----------|----------|
| None | | | | | | | | |
| Totals | | 0-0 | 0/0 | 0 | 0.0 | 0 | 0 | 0 |

Tarell Basham (OLB)

| Date | Opp | W-L | G/S | Tackle | Sack | Int | FF | FR |
|---------------|-----|------------|------------|----------|------------|----------|----------|----------|
| 10/13/19 | Dal | W | | 1 | 0.0 | 0 | 0 | 0 |
| Totals | | 1-0 | 1/0 | 1 | 0.0 | 0 | 0 | 0 |

Kevin Byard (S)

| Date | Opp | W-L | G/S | Tackle | Sack | Int | FF | FR |
|---------------|-------|------------|------------|----------|------------|----------|----------|----------|
| 11/5/18 | @ Dal | W | FS | 5 | 0.0 | 1 | 0 | 0 |
| Totals | | 1-0 | 1/1 | 5 | 0.0 | 1 | 0 | 0 |

Dylan Cole (LB)

| Date | Opp | W-L | G/S | Tackle | Sack | Int | FF | FR |
|---------------|-----|------------|------------|----------|------------|----------|----------|----------|
| None | | | | | | | | |
| Totals | | 0-0 | 0/0 | 0 | 0.0 | 0 | 0 | 0 |

Zach Cunningham (LB)

| Date | Opp | W-L | G/S | Tackle | Sack | Int | FF | FR |
|---------------|-----|------------|------------|-----------|------------|----------|----------|----------|
| 10/7/18 | Dal | W | MLB | 10 | 0.0 | 0 | 0 | 0 |
| Totals | | 1-0 | 1/1 | 10 | 0.0 | 0 | 0 | 0 |

Bud Dupree (OLB)

| Date | Opp | W-L | G/S | Tackle | Sack | Int | FF | FR |
|---------------|-------|------------|------------|----------|------------|----------|----------|----------|
| 11/8/20 | @ Dal | W | OLB | 1 | 0.0 | 0 | 0 | 0 |
| Totals | | 1-0 | 1/1 | 1 | 0.0 | 0 | 0 | 0 |

Mario Edwards Jr. (DL)

| Date | Opp | W-L | G/S | Tackle | Sack | Int | FF | FR |
|---------------|-------|------------|------------|----------|------------|----------|----------|----------|
| 9/16/18 | @ Dal | L | | 0 | 0.0 | 0 | 0 | 0 |
| Totals | | 0-1 | 1/0 | 0 | 0.0 | 0 | 0 | 0 |

Kristian Fulton (CB)

| Date | Opp | W-L | G/S | Tackle | Sack | Int | FF | FR |
|---------------|-----|------------|------------|----------|------------|----------|----------|----------|
| None | | | | | | | | |
| Totals | | 0-0 | 0/0 | 0 | 0.0 | 0 | 0 | 0 |

Jack Gibbens (LB)

| Date | Opp | W-L | G/S | Tackle | Sack | Int | FF | FR |
|---------------|-----|------------|------------|----------|------------|----------|----------|----------|
| None | | | | | | | | |
| Totals | | 0-0 | 0/0 | 0 | 0.0 | 0 | 0 | 0 |

Davontae Harris (CB)

| Date | Opp | W-L | G/S | Tackle | Sack | Int | FF | FR |
|---------------|-----|------------|------------|----------|------------|----------|----------|----------|
| 12/8/20 | Dal | W | RCB | 2 | 0.0 | 0 | 0 | 0 |
| Totals | | 1-0 | 1/1 | 2 | 0.0 | 0 | 0 | 0 |

Amani Hooker (S)

| Date | Opp | W-L | G/S | Tackle | Sack | Int | FF | FR |
|---------------|-----|------------|------------|----------|------------|----------|----------|----------|
| None | | | | | | | | |
| Totals | | 0-0 | 0/0 | 0 | 0.0 | 0 | 0 | 0 |

Lonnie Johnson Jr. (DB)

| Date | Opp | W-L | G/S | Tackle | Sack | Int | FF | FR |
|---------------|-----|------------|------------|----------|------------|----------|----------|----------|
| None | | | | | | | | |
| Totals | | 0-0 | 0/0 | 0 | 0.0 | 0 | 0 | 0 |

Joe Jones (LB)

| Date | Opp | W-L | G/S | Tackle | Sack | Int | FF | FR |
|---------------|-----|------------|------------|----------|------------|----------|----------|----------|
| None | | | | | | | | |
| Totals | | 0-0 | 0/0 | 0 | 0.0 | 0 | 0 | 0 |

Naquan Jones (DT)

| Date | Opp | W-L | G/S | Tackle | Sack | Int | FF | FR |
|---------------|-----|------------|------------|----------|------------|----------|----------|----------|
| None | | | | | | | | |
| Totals | | 0-0 | 0/0 | 0 | 0.0 | 0 | 0 | 0 |

Joshua Kalu (DB)

| Date | Opp | W-L | G/S | Tackle | Sack | Int | FF | FR |
|---------------|-----|------------|------------|----------|------------|----------|----------|----------|
| None | | | | | | | | |
| Totals | | 0-0 | 0/0 | 0 | 0.0 | 0 | 0 | 0 |

Greg Mabin (CB)

| Date | Opp | W-L | G/S | Tackle | Sack | Int | FF | FR |
|---------------|-----|------------|------------|----------|------------|----------|----------|----------|
| None | | | | | | | | |
| Totals | | 0-0 | 0/0 | 0 | 0.0 | 0 | 0 | 0 |

Roger McCreary (CB)

| Date | Opp | W-L | G/S | Tackle | Sack | Int | FF | FR |
|---------------|-----|------------|------------|----------|------------|----------|----------|----------|
| None | | | | | | | | |
| Totals | | 0-0 | 0/0 | 0 | 0.0 | 0 | 0 | 0 |

John Reid (CB)

| Date | Opp | W-L | G/S | Tackle | Sack | Int | FF | FR |
|---------------|-----|------------|------------|----------|------------|----------|----------|----------|
| None | | | | | | | | |
| Totals | | 0-0 | 0/0 | 0 | 0.0 | 0 | 0 | 0 |

Monty Rice (ILB)

| Date | Opp | W-L | G/S | Tackle | Sack | Int | FF | FR |
|---------------|-----|------------|------------|----------|------------|----------|----------|----------|
| None | | | | | | | | |
| Totals | | 0-0 | 0/0 | 0 | 0.0 | 0 | 0 | 0 |

Jeffery Simmons (DT)

| Date | Opp | W-L | G/S | Tackle | Sack | Int | FF | FR |
|---------------|-----|------------|------------|----------|------------|----------|----------|----------|
| None | | | | | | | | |
| Totals | | 0-0 | 0/0 | 0 | 0.0 | 0 | 0 | 0 |

Kevin Strong (DE)

| Date | Opp | W-L | G/S | Tackle | Sack | Int | FF | FR |
|---------------|-----|------------|------------|----------|------------|----------|----------|----------|
| None | | | | | | | | |
| Totals | | 0-0 | 0/0 | 0 | 0.0 | 0 | 0 | 0 |

Teair Tart (DT)

| Date | Opp | W-L | G/S | Tackle | Sack | Int | FF | FR |
|---------------|-----|------------|------------|----------|------------|----------|----------|----------|
| None | | | | | | | | |
| Totals | | 0-0 | 0/0 | 0 | 0.0 | 0 | 0 | 0 |

DeMarcus Walker (DL)

| Date | Opp | W-L | G/S | Tackle | Sack | Int | FF | FR |
|---------------|-----|------------|------------|----------|------------|----------|----------|----------|
| 9/17/17 | Dal | W | | 0 | 0.0 | 0 | 0 | 0 |
| Totals | | 1-0 | 1/0 | 0 | 0.0 | 0 | 0 | 0 |

Rashad Weaver (OLB)

| Date | Opp | W-L | G/S | Tackle | Sack | Int | FF | FR |
|---------------|-----|------------|------------|----------|------------|----------|----------|----------|
| None | | | | | | | | |
| Totals | | 0-0 | 0/0 | 0 | 0.0 | 0 | 0 | 0 |

REGULAR TITANS LINEUP

OFFENSIVE STARTERS

WR 15-Nick Westbrook-Ikhine (6-2, 211, 3rd Year/3rd with Titans, Indiana) - The former undrafted free agent emerged as a regular on offense in 2021, appearing in 16 games with seven starts. He ranked second on the team in catches (38), receiving yards (476) and receiving touchdowns (four).

| | G | GS | Rec | Yds | Avg | Lg | TD |
|--------|----|----|-----|-----|------|-----|----|
| 2022 | 15 | 12 | 24 | 393 | 16.4 | 63t | 3 |
| Career | 45 | 20 | 65 | 902 | 13.9 | 63t | 7 |

TE 81-Austin Hooper (6-4, 254, 7th year/1st with Titans, Stanford) - The two-time Pro Bowl selection amassed 298 receptions for 3,024 yards and 23 touchdowns in six seasons before joining the Titans. A third-round pick by the Falcons in 2016, he spent four seasons in Atlanta before playing the past two campaigns in Cleveland.

| | G | GS | Rec | Yds | Avg | Lg | TD |
|--------|-----|----|-----|-------|------|-----|----|
| 2022 | 15 | 2 | 36 | 400 | 11.1 | 24 | 2 |
| Career | 103 | 59 | 334 | 3,424 | 10.3 | 88t | 25 |

LT 71-Dennis Daley (6-6, 326, 4th Year/1st with Titans, South Carolina) - The former sixth-round pick was acquired in a trade with Carolina prior to the 2022 regular season. He totaled 34 games played with 21 starts during his first three NFL campaigns with the Panthers.

2022 G/GS: 15/13, Career G/GS: 49/34

LG 55-Aaron Brewer (6-1, 295, 3rd Year/3rd with Titans, Texas State) - The former undrafted free agent appeared in 12 games in each of his first two seasons, including five starts in 2021. He has experience at guard and center.

2022 G/GS: 15/15, Career G/GS: 39/21

C 62-Corey Levin (6-4, 307, 4th Year/4th with Titans, Chattanooga) - A sixth-round pick in 2017, Levin re-joined the Titans in 2021 after being claimed off waivers from the N.Y. Jets. He has also spent time with the Broncos, Bears and Patriots.

2022 G/GS: 15/1, Career G/GS: 43/2

RG 70-Jordan Roos (6-3, 302, 3rd Year/1st with Titans, Purdue) - Roos spent the entire 2021 season on the Titans practice squad. The former undrafted free agent has also spent time with Seattle, Las Vegas and New England.

2022 G/GS: 5/1, Career G/GS: 19/1

RT 78-Nicholas Petit-Frere (6-5, 316, Rookie, Ohio State) - The third-round draft pick played in 35 games with 20 starts at Ohio State, including 12 starts at left tackle as a junior in 2021.

2022 & Career G/GS: 15/15

TE 87-Geoff Swaim (6-4, 260, 8th year/3rd with Titans, Texas) - Swaim was signed as a free agent in 2020 after previous stints with the Cowboys (2015-18) and Jaguars (2019). He was a seventh-round pick with Dallas in 2015.

| | G | GS | Rec | Yds | Avg | Lg | TD |
|--------|----|----|-----|-----|-----|----|----|
| 2022 | 15 | 12 | 10 | 49 | 4.9 | 13 | 1 |
| Career | 84 | 56 | 98 | 743 | 7.6 | 43 | 6 |

WR 2-Robert Woods (6-0, 195, 10th Year/1st with Titans, Southern California) - Acquired in a trade with the Rams in 2022, the former second-round pick of the Bills spent his first four NFL seasons in Buffalo before joining the Rams. He totaled 570 receptions for 7,077 yards and 35 touchdowns in 125 games prior to arriving in Tennessee.

| | G | GS | Rec | Yds | Avg | Lg | TD |
|--------|-----|-----|-----|-------|------|-----|----|
| 2022 | 15 | 13 | 44 | 448 | 10.2 | 41 | 1 |
| Career | 140 | 128 | 614 | 7,525 | 12.3 | 94t | 36 |

QB 17-Ryan Tannehill (6-4, 217, 11th Year/4th with Titans, Texas A&M) - Acquired via trade from Miami in 2019, he led the Titans to three consecutive playoff appearances and two division titles in his first three seasons. From the time he took over as the Titans' starter in 2019 through 2021, his 102.3 passer rating ranked sixth in the NFL.

| | G | GS | Att | Cmp | Pct | Yds | TD | Int | Lg | Sk | Rate |
|--------|-----|-----|-------|-------|------|--------|-----|-----|-----|-----|------|
| 2022 | 12 | 12 | 325 | 212 | 65.2 | 2,536 | 13 | 6 | 69 | 33 | 94.6 |
| Career | 145 | 143 | 4,534 | 2,914 | 64.3 | 33,265 | 212 | 108 | 91t | 383 | 91.9 |

RB 22-Derrick Henry (6-3, 247, 7th Year/7th with Titans, Alabama) - The former Heisman winner, 2016 second-round pick and two-time NFL rushing champion (2019-20) was limited by injuries to eight games in 2021 after winning AP Offensive Player of the Year honors in 2020. No player had more rushing yards (6,307) or rushing touchdowns (60) from 2017 to 2021.

| | G | GS | Att | Yds | Avg | Lg | TD | Rec | Yds | Avg | Lg | TD |
|--------|-----|----|-------|-------|-----|-----|----|-----|-------|------|-----|----|
| 2021 | 15 | 15 | 319 | 1,429 | 4.5 | 56 | 13 | 32 | 379 | 11.8 | 69 | 0 |
| Career | 101 | 70 | 1,720 | 8,226 | 4.8 | 99t | 78 | 126 | 1,225 | 9.7 | 75t | 3 |

OFFENSIVE RESERVES

WR 16-Treyton Burks (6-2, 225, Rookie, Arkansas) - The 18th overall draft pick played three seasons at Arkansas (2019-21), where he became the sixth all-time leading receiver in Razorbacks history (146 receptions for 2,399 yards) and tied for the fifth-most touchdown catches in school annals (18).

| | G | GS | Rec | Yds | Avg | Lg | TD |
|-------------|---|----|-----|-----|------|----|----|
| 2022/Career | 9 | 4 | 25 | 359 | 14.4 | 51 | 1 |

OL 61-Le'Raven Clark (6-5, 319, 7th Year/1st with Titans, Texas Tech) - The former third-round pick was signed off Philadelphia's practice squad during the 2022 season. He played previously with the Colts (2016-20) and Eagles (2021-22).

2022 G/GS: 11/1, Career G/GS: 62/17

WR 19-Chris Conley (6-3, 205, 8th Year/1st with Titans, Georgia) - The former third-round pick joined the Titans from Kansas City's practice squad in Week 8. He totaled 213 receptions for 2,807 yards and 15 touchdowns during his time with the Chiefs (2015-18), Jaguars (2019-20) and Texans (2021-22).

| | G | GS | Rec | Yds | Avg | Lg | TD |
|--------|-----|----|-----|-------|------|-----|----|
| 2022 | 7 | 1 | 4 | 46 | 11.5 | 27 | 0 |
| Career | 107 | 63 | 217 | 2,853 | 13.1 | 70t | 15 |

QB 11-Joshua Dobbs (6-3, 216, 6th Year/1st with Titans, Tennessee) - After entering the NFL as a fourth-round pick by Pittsburgh in 2017, he spent time on the roster with the Steelers, Jaguars and Browns. He was signed by the Titans in Week 16 off Detroit's practice squad.

| | G | GS | Att | Cmp | Pct | Yds | TD | Int | Lg | Sk | Rate |
|--------|---|----|-----|-----|------|-----|----|-----|----|----|------|
| 2022 | 0 | 0 | 0 | 0 | - | 0 | 0 | 0 | - | 0 | - |
| Career | 6 | 0 | 17 | 10 | 58.8 | 45 | 0 | 1 | 22 | 0 | 39.1 |

RB 25-Hassan Haskins (6-2, 228, Rookie, Michigan) - The fourth-round pick appeared in 36 games with 22 starts at Michigan, where he totaled 452 carries for 2,324 yards and 30 scores. He was named first-team All-Big Ten in 2021 after rushing for 1,327 yards and a school-record 20 touchdowns.

| | G | GS | Att | Yds | Avg | Lg | TD | Rec | Yds | Avg | Lg | TD |
|------------|----|----|-----|-----|-----|----|----|-----|-----|-----|----|----|
| '22/Career | 13 | 0 | 11 | 50 | 4.5 | 9 | 0 | 7 | 31 | 4.4 | 9 | 0 |

WR 13-Racey McMath (6-3, 217, 2nd Year/2nd with Titans, Louisiana State) - The 2021 sixth-round pick appeared in nine games in 2021, contributing two receptions and three special teams tackles. He caught 33 passes for 522 yards and four scores in four collegiate seasons.

| | G | GS | Rec | Yds | Avg | Lg | TD |
|--------|----|----|-----|-----|-----|----|----|
| 2022 | 3 | 0 | 1 | 1 | 1.0 | 1 | 0 |
| Career | 12 | 0 | 3 | 9 | 3.0 | 9 | 0 |

TE 85-Chig Okonkwo (6-3, 238, Rookie, Maryland) - The fourth-round pick appeared in 37 games with 20 starts over four seasons (2018-21) at Maryland, totaling 77 receptions for 717 yards and eight touchdowns. His 52 receptions as a senior ranked second in program history by a tight end.

| | G | GS | Rec | Yds | Avg | Lg | TD |
|-------------|----|----|-----|-----|------|----|----|
| 2022/Career | 15 | 6 | 26 | 384 | 14.8 | 48 | 2 |

QB 7-Malik Willis (6-1, 219, Rookie, Liberty) - The third-round pick spent three total years at Liberty after transferring from Auburn. During two seasons as Liberty's starter (2020-21), he directed the Flames to two bowl victories and led the FBS with 74 total passing (47) and rushing (27) touchdowns.

| | G | GS | Att | Cmp | Pct | Yds | TD | Int | Lg | Sk | Rate |
|------------|---|----|-----|-----|------|-----|----|-----|----|----|------|
| '22/Career | 8 | 3 | 61 | 31 | 50.8 | 276 | 0 | 3 | 48 | 10 | 42.8 |

SPECIALISTS

LS 46-Morgan Cox (6-4, 233, 13th Year/2nd with Titans, Tennessee) - Cox was signed as an unrestricted free agent in 2021 after playing his first 11 seasons in Baltimore, where he earned four Pro Bowl berths.

2022 G/GS: 15/0, Career G/GS: 197/0

K 14-Randy Bullock (5-9, 210, 11th Year/2nd with Titans, Texas A&M) - After spending his first nine NFL seasons primarily in Houston (2012-15) and Cincinnati (2016-20), he joined the Titans in 2021. His 120 points in 2021 ranked ninth in franchise history.

| | G | FGM | FGA | Pct | Lg | XPM | XPA | Pts |
|--------|-----|-----|-----|------|----|-----|-----|-----|
| 2022 | 13 | 12 | 15 | 80.0 | 48 | 26 | 26 | 62 |
| Career | 136 | 206 | 248 | 83.1 | 57 | 283 | 296 | 901 |

P 4-Ryan Stonehouse (5-10, 193, Rookie, Colorado State) - The undrafted rookie appeared in 53 games over five seasons at Colorado State (2017-21) and set the NCAA record for career gross punting average (47.8). In 2021, he recorded a 50.9-yard average on 58 punts.

| | G | Punt | Blk | Yds | Avg | Lg | TB | I20 | NetAvg |
|------------|----|------|-----|-------|------|----|----|-----|--------|
| '22/Career | 15 | 82 | 0 | 4,376 | 53.4 | 74 | 8 | 29 | 44.4 |

REGULAR TITANS LINEUP

DEFENSIVE STARTERS

DE 95-DeMarcus Walker (6-4, 280, 6th Year/1st with Titans, Florida State) - Signed as a free agent in 2022, the former second-round pick arrived in Tennessee with 49 games of experience with the Denver Broncos (2017-20) and Houston Texans (2021).

| | GP | GS | Tackle | Sack | QBP | TFL | Int | PD | FF | FR |
|--------|----|----|--------|------|-----|-----|-----|----|----|----|
| 2022 | 15 | 5 | 27 | 6.5 | 25 | 9 | 0 | 0 | 0 | 0 |
| Career | 64 | 12 | 109 | 19.0 | 48 | 23 | 0 | 2 | 2 | 1 |

NT 93-Teair Tart (6-2, 304, 3rd Year/3rd with Titans, Florida International) - Originally an undrafted free agent in 2020, he totaled 18 games in his first two seasons, including 10 starts in 2021.

| | GP | GS | Tackle | Sack | QBP | TFL | Int | PD | FF | FR |
|--------|----|----|--------|------|-----|-----|-----|----|----|----|
| 2022 | 14 | 14 | 25 | 0.0 | 16 | 3 | 1 | 6 | 0 | 0 |
| Career | 32 | 25 | 46 | 0.0 | 21 | 6 | 1 | 7 | 0 | 0 |

DT 98-Jeffery Simmons (6-4, 305, 4th Year/4th with Titans, Mississippi State) - The 19th overall draft pick in 2019 made his first Pro Bowl in 2021 after setting career highs in several categories, including games (17), starts (17), tackles (54), sacks (8.5) and passes defended (six). He appeared in 29 consecutive games through the end of 2021.

| | GP | GS | Tackle | Sack | QBP | TFL | Int | PD | FF | FR |
|--------|----|----|--------|------|-----|-----|-----|----|----|----|
| 2022 | 14 | 14 | 52 | 7.5 | 41 | 9 | 0 | 7 | 1 | 0 |
| Career | 55 | 53 | 195 | 21.0 | 133 | 26 | 0 | 19 | 2 | 3 |

OLB 48-Bud Dupree (6-4, 269, 8th Year/2nd with Titans, Kentucky) - The former first-round pick signed in Tennessee in 2021 following six seasons in Pittsburgh, where he totaled 39.5 sacks in 81 games. In his first season with the Titans, he appeared in 11 games and totaled three sacks.

| | GP | GS | Tackle | Sack | QBP | TFL | Int | PD | FF | FR |
|--------|-----|----|--------|------|-----|-----|-----|----|----|----|
| 2022 | 11 | 11 | 18 | 4.0 | 33 | 6 | 0 | 1 | 1 | 2 |
| Career | 103 | 83 | 266 | 46.5 | 112 | 61 | 1 | 13 | 10 | 5 |

ILB 56-Monty Rice (6-0, 233, Rookie, Georgia) - The Huntsville, Ala., native was selected in the third round of the 2021 NFL Draft. At Georgia (2017-20), he appeared in 47 games with 28 starts.

| | GP | GS | Tackle | Sack | QBP | TFL | Int | PD | FF | FR |
|--------|----|----|--------|------|-----|-----|-----|----|----|----|
| 2022 | 11 | 5 | 42 | 0.0 | 1 | 3 | 0 | 1 | 0 | 0 |
| Career | 21 | 9 | 72 | 0.0 | 1 | 3 | 0 | 2 | 0 | 0 |

ILB 41-Zach Cunningham (6-3, 238, 6th Year/2nd with Titans, Vanderbilt) - The Pinson, Ala., native was claimed off waivers from Houston in 2021. In four-plus seasons with the Texans, the second-round pick played 72 games with 570 tackles, 6.5 sacks and one interception.

| | GP | GS | Tackle | Sack | QBP | TFL | Int | PD | FF | FR |
|--------|----|----|--------|------|-----|-----|-----|----|----|----|
| 2022 | 6 | 6 | 24 | 0.0 | 1 | 0 | 0 | 2 | 0 | 0 |
| Career | 82 | 76 | 603 | 6.5 | 13 | 29 | 1 | 20 | 5 | 3 |

OLB 96-Denico Autry (6-5, 285, 9th Year/2nd with Titans, Mississippi State) - Originally a rookie free agent with the Raiders in 2014, he totaled 96 games with the Raiders (2014-17) and Colts (2018-20) before joining the Titans. In 2021, he played in all 17 games and matched a career high with nine sacks.

| | GP | GS | Tackle | Sack | QBP | TFL | Int | PD | FF | FR |
|--------|-----|----|--------|------|-----|-----|-----|----|----|----|
| 2022 | 11 | 7 | 27 | 8.0 | 42 | 8 | 0 | 4 | 2 | 0 |
| Career | 124 | 74 | 275 | 47.5 | 139 | 68 | 0 | 29 | 5 | 3 |

CB 21-Roger McCreary (5-11, 190, Rookie, Auburn) - The second-round pick (35th overall) was a two-year starter at Auburn, where he compiled six interceptions and 35 passes defended in 42 games (23 starts).

| | GP | GS | Tackle | Sack | QBP | TFL | Int | PD | FF | FR |
|------------|----|----|--------|------|-----|-----|-----|----|----|----|
| '22/Career | 15 | 15 | 81 | 0.0 | 1 | 2 | 1 | 6 | 0 | 0 |

S 31-Kevin Byard (5-11, 212, 7th Year/7th with Titans, Middle Tennessee State) - The 2016 third-round pick appeared in all 97 games with 88 starts during his first six seasons. He ranked third in the NFL from 2017-21 with 23 total interceptions. His five interceptions in 2021 helped him earn AP All-Pro honors and his second career Pro Bowl.

| | GP | GS | Tackle | Sack | QBP | TFL | Int | PD | FF | FR |
|--------|-----|-----|--------|------|-----|-----|-----|----|----|----|
| 2022 | 15 | 15 | 96 | 0.0 | 2 | 0 | 2 | 4 | 0 | 0 |
| Career | 112 | 103 | 632 | 4.0 | 17 | 13 | 25 | 66 | 3 | 3 |

S 37-Amani Hooker (5-11, 210, 4th Year/4th with Titans, Iowa) - The fourth-round pick in 2019 played in 44 games in his first three seasons. He made 12 starts in 2021 and set a career high with 62 tackles.

| | GP | GS | Tackle | Sack | QBP | TFL | Int | PD | FF | FR |
|--------|----|----|--------|------|-----|-----|-----|----|----|----|
| 2022 | 8 | 8 | 41 | 0.0 | 4 | 1 | 1 | 3 | 1 | 1 |
| Career | 52 | 23 | 160 | 0.0 | 4 | 3 | 6 | 15 | 2 | 1 |

CB 26-Kristian Fulton (5-11, 197, 3rd Year/3rd with Titans, Louisiana State) - The 2020 second-rounder had one interception in six games as a rookie. He followed that with 13 starts, two interceptions and a team-high 14 passes defended in his second campaign.

| | GP | GS | Tackle | Sack | QBP | TFL | Int | PD | FF | FR |
|--------|----|----|--------|------|-----|-----|-----|----|----|----|
| 2022 | 10 | 10 | 43 | 0.0 | 0 | 3 | 1 | 5 | 1 | 1 |
| Career | 29 | 25 | 99 | 1.0 | 1 | 4 | 4 | 20 | 1 | 1 |

DEFENSIVE RESERVES

DB 47-Andrew Adams (5-11, 202, 7th Year/1st with Titans, Connecticut) - Signed off Pittsburgh's practice squad during the 2022 season, Adams also played previously with the Giants (2016-17) and Buccaneers (2018-21).

| | GP | GS | Tackle | Sack | QBP | TFL | Int | PD | FF | FR |
|--------|----|----|--------|------|-----|-----|-----|----|----|----|
| 2022 | 12 | 10 | 58 | 0.0 | 4 | 0 | 1 | 3 | 0 | 0 |
| Career | 99 | 45 | 233 | 0.0 | 8 | 6 | 8 | 26 | 2 | 0 |

CB 30-Tre Avery (5-11, 181, Rookie, Rutgers) - The undrafted rookie appeared in 35 games with 22 starts at Rutgers and totaled four career interceptions.

| | GP | GS | Tackle | Sack | QBP | TFL | Int | PD | FF | FR |
|------------|----|----|--------|------|-----|-----|-----|----|----|----|
| '22/Career | 12 | 2 | 16 | 0.0 | 0 | 1 | 0 | 7 | 0 | 0 |

OLB 57-Tarell Basham (6-4, 266, 6th Year/1st with Titans, Ohio) - Basham joined the Titans in Week 14. A third-round pick with Indianapolis in 2017, he spent five-plus seasons with the Colts (2017-18), Jets (2018-20) and Cowboys (2021-22).

| | GP | GS | Tackle | Sack | QBP | TFL | Int | PD | FF | FR |
|--------|----|----|--------|------|-----|-----|-----|----|----|----|
| 2022 | 5 | 0 | 4 | 0.0 | 0 | 0 | 0 | 0 | 0 | 0 |
| Career | 80 | 18 | 116 | 11.0 | 34 | 12 | 1 | 7 | 5 | 2 |

ILB 53-Dylan Cole (6-0, 237, 6th Year/2nd with Titans, Missouri State) - Cole joined the Titans during the 2021 campaign and set a career high with 10 special teams tackles. Prior to arriving in Tennessee, he totaled 37 games with the Texans after entering the NFL as a rookie free agent in 2017.

| | GP | GS | Tackle | Sack | QBP | TFL | Int | PD | FF | FR |
|--------|----|----|--------|------|-----|-----|-----|----|----|----|
| 2022 | 14 | 8 | 50 | 1.0 | 3 | 4 | 0 | 1 | 0 | 0 |
| Career | 60 | 9 | 123 | 2.0 | 6 | 10 | 2 | 9 | 0 | 1 |

DE 94-Mario Edwards Jr. (6-3, 277, 8th Year/1st with Titans, Florida State) - The former second-round pick was signed off Jacksonville's practice squad in Week 4. He also spent previous time with the Oakland Raiders (2015-17), New York Giants (2018), New Orleans Saints (2019) and Chicago Bears (2020-21).

| | GP | GS | Tackle | Sack | QBP | TFL | Int | PD | FF | FR |
|--------|----|----|--------|------|-----|-----|-----|----|----|----|
| 2022 | 11 | 5 | 13 | 3.0 | 21 | 4 | 0 | 1 | 0 | 0 |
| Career | 97 | 30 | 131 | 19.5 | 56 | 23 | 0 | 5 | 5 | 0 |

DL 90-Naquan Jones (6-3, 313, 2nd Year/2nd with Titans, Michigan State) - As an undrafted rookie in 2021, he recorded five starts and 2.5 sacks in 13 games. He appeared in 46 games in four collegiate seasons, totaling 78 tackles and three sacks.

| | GP | GS | Tackle | Sack | QBP | TFL | Int | PD | FF | FR |
|--------|----|----|--------|------|-----|-----|-----|----|----|----|
| 2022 | 10 | 1 | 16 | 1.0 | 3 | 2 | 0 | 0 | 0 | 0 |
| Career | 23 | 6 | 45 | 3.5 | 7 | 6 | 0 | 2 | 0 | 0 |

DB 28-Joshua Kalu (6-0, 203, 4th Year/3rd with Titans, Nebraska) - The former undrafted free agent rejoined the Titans in 2022 after a season with the Giants. He played in 28 games for the Titans from 2018 to 2020, totaling 26 tackles, 15 special teams stops and a blocked field goal.

| | GP | GS | Tackle | Sack | QBP | TFL | Int | PD | FF | FR |
|--------|----|----|--------|------|-----|-----|-----|----|----|----|
| 2022 | 14 | 3 | 30 | 0.0 | 1 | 1 | 1 | 5 | 1 | 0 |
| Career | 42 | 3 | 40 | 0.0 | 1 | 1 | 1 | 6 | 2 | 0 |

CB 32-Greg Mabin (6-2, 200, 6th Year/2nd with Titans, Iowa) - Mabin rejoined the Titans on Nov. 15 after multiple previous stints with the team, beginning in 2020. He also has spent time with the Cardinals, Buccaneers, Bills, 49ers, Bengals and Jaguars.

| | GP | GS | Tackle | Sack | QBP | TFL | Int | PD | FF | FR |
|--------|----|----|--------|------|-----|-----|-----|----|----|----|
| 2022 | 5 | 0 | 11 | 0.0 | 0 | 0 | 0 | 0 | 0 | 0 |
| Career | 44 | 7 | 55 | 0.0 | 0 | 0 | 0 | 7 | 1 | 1 |

DE 97-Kevin Strong (6-4, 295, 4th Year/2nd with Titans, Texas-San Antonio) - After two-plus seasons in Detroit, where he totaled 15 games played and one start, he joined the Titans practice squad during the 2021 campaign and was later promoted to the 53-man roster.

| | GP | GS | Tackle | Sack | QBP | TFL | Int | PD | FF | FR |
|--------|----|----|--------|------|-----|-----|-----|----|----|----|
| 2022 | 14 | 1 | 20 | 0.0 | 12 | 0 | 0 | 1 | 0 | 0 |
| Career | 34 | 2 | 46 | 1.0 | 14 | 1 | 0 | 2 | 0 | 0 |

OLB 99-Rashad Weaver (6-4, 259, 2nd Year/2nd with Titans, Pittsburgh) - As a rookie in 2021, the fourth-round pick suffered a season-ending injury in the third game of the season. At Pittsburgh, he was a consensus All-American as a senior after totaling 14.5 tackles for loss and 7.5 sacks.

| | GP | GS | Tackle | Sack | QBP | TFL | Int | PD | FF | FR |
|--------|----|----|--------|------|-----|-----|-----|----|----|----|
| 2022 | 14 | 2 | 24 | 5.5 | 38 | 7 | 0 | 4 | 2 | 0 |
| Career | 16 | 2 | 26 | 5.5 | 38 | 7 | 0 | 4 | 2 | 0 |

GAME PREVIEW

TEAM NOTES

PLAYER NOTES

MEDIA

STATISTICS

ROSTERS

THE TITANS ON THURSDAYS

The Titans play on Thursday this week for the 26th time in franchise history. The team enters the game with an all-time record of 13-12 on Thursdays.

More specifically, the Titans own an 8-10 all-time record in Thursday primetime games. They are 7-4 at home on Thursday nights and 1-6 on the road.

This week marks the fourth time the Titans have played the Cowboys on a Thursday but the first time on a Thursday night. The first three Thursday matchups occurred at Dallas on Thanksgiving (1979, 1988, 1997).



All-time Thursday games in Oilers/Titans history (includes primetime and daytime games):

| Date | Opponent | Result, Score |
|-----------|----------------|---------------|
| 11/28/68* | at Kansas City | L, 10-24 |
| 11/27/69* | San Diego | L, 17-21 |
| 11/22/79* | at Dallas | W, 30-24 |
| 12/04/80 | Pittsburgh | W, 6-0 |
| 12/03/81 | Cleveland | W, 17-13 |
| 11/24/88* | at Dallas | W, 25-17 |
| 11/26/92* | at Detroit | W, 24-21 |
| 10/13/94 | Cleveland | L, 8-11 |
| 11/27/97* | at Dallas | W, 27-14 |
| 12/04/97 | at Cincinnati | L, 14-41 |

Titans Era (1999–present):

| | | |
|-----------|-----------------|---------------|
| 12/09/99 | Oakland | W, 21-14 |
| 11/27/08* | at Detroit | W, 47-10 |
| 09/10/09 | at Pittsburgh | L, 10-13 (OT) |
| 12/09/10 | Indianapolis | L, 28-30 |
| 10/11/12 | Pittsburgh | W, 26-23 |
| 11/14/13 | Indianapolis | L, 27-30 |
| 12/18/14 | at Jacksonville | L, 13-21 |
| 11/19/15 | at Jacksonville | L, 13-19 |
| 10/27/16 | Jacksonville | W, 36-22 |
| 11/16/17 | at Pittsburgh | L, 17-40 |
| 12/6/18 | Jacksonville | W, 30-9 |
| 9/19/19 | at Jacksonville | L, 7-20 |
| 11/12/20 | Indianapolis | L, 17-34 |
| 12/23/21 | San Francisco | W, 20-17 |
| 11/17/22 | at Green Bay | W, 27-17 |

All-Time Thursday Record 13-12

* Thanksgiving Day

FRANCHISE PRIMETIME SUMMARY

All-time, the Titans are 47-44 in primetime telecasts, which includes regular season games played on Monday, Tuesday, Thursday, Friday, Saturday and Sunday evenings.

This week's game is the last of four scheduled primetime appearances for the Titans in 2022. They lost at Buffalo on Monday night, Sept. 19, and at Kansas City on Sunday night, Nov. 6. They won at Green Bay on Thursday night, Nov. 17.

Franchise history in primetime games:

| Day | Overall | Pct. | Home | Road |
|----------------|--------------|-------------|--------------|--------------|
| Monday Night | 25-19 | .568 | 15-9 | 10-10 |
| Tuesday Night | 1-0 | 1.000 | 1-0 | 0-0 |
| Thursday Night | 8-10 | .444 | 7-4 | 1-6 |
| Friday Night | 0-1 | .000 | 0-1 | 0-0 |
| Saturday Night | 1-2 | .333 | 0-2 | 1-0 |
| Sunday Night | 12-12 | .500 | 8-5 | 4-7 |
| Totals | 47-44 | .516 | 31-21 | 16-23 |

PRIMETIME GAMES IN THE TITANS ERA

All primetime results in the "Titans era" (since 1999):

| Year | Day, Date | Opponent | Score | Result |
|------|------------------|----------------------------|-------|--------|
| 1999 | Sun., Nov. 7 | at Miami (ESPN) | 0-17 | L |
| 1999 | Thurs., Dec. 9 | OAKLAND (ESPN) | 21-14 | W |
| 2000 | Sun., Sept. 3 | at Buffalo (ESPN) | 13-16 | L |
| 2000 | Mon., Oct. 16 | JACKSONVILLE (ABC) | 27-13 | W |
| 2000 | Mon., Oct. 30 | at Washington (ABC) | 27-21 | W |
| 2000 | Mon, Dec. 25 | DALLAS (ABC) | 31-0 | W |
| 2001 | Sun, Sept. 9 | MIAMI (ESPN) | 23-31 | L |
| 2001 | Mon., Oct. 29 | at Pittsburgh (ABC) | 7-34 | L |
| 2001 | Mon., Nov. 12 | BALTIMORE (ABC) | 10-16 | L |
| 2001 | Sat., Dec. 22 | at Oakland (ABC) | 13-10 | W |
| 2002 | Mon., Dec. 16 | NEW ENGLAND (ABC) | 24-7 | W |
| 2003 | Sun., Sept. 7 | OAKLAND (ESPN) | 25-20 | W |
| 2003 | Mon., Dec. 1 | at New York Jets (ABC) | 17-24 | L |
| 2004 | Mon., Oct. 11 | at Green Bay (ABC) | 48-27 | W |
| 2004 | Mon., Dec. 13 | KANSAS CITY (ABC) | 38-49 | L |
| 2004 | Sat., Dec. 25 | DENVER (ESPN) | 16-37 | L |
| 2007 | Mon., Sept. 24 | at New Orleans (ESPN) | 31-14 | W |
| 2007 | Mon., Nov. 19 | at Denver (ESPN) | 20-34 | L |
| 2007 | Sun., Dec. 30 | at Indianapolis (NBC) | 16-10 | W |
| 2008 | Mon., Oct. 27 | INDIANAPOLIS (ESPN) | 31-21 | W |
| 2009 | Thurs., Sept. 10 | at Pittsburgh (NBC) | 10-13 | L (OT) |
| 2009 | Sun., Oct. 11 | INDIANAPOLIS (NBC) | 9-31 | L |
| 2009 | Mon., Nov. 23 | at Houston (ESPN) | 20-17 | W |
| 2009 | Fri., Dec. 25 | SAN DIEGO (NFLN) | 17-42 | L |
| 2010 | Mon., Oct. 18 | at Jacksonville (ESPN) | 30-3 | W |
| 2010 | Thur., Dec. 9 | INDIANAPOLIS (NFLN) | 28-30 | L |
| 2012 | Thur., Oct. 11 | PITTSBURGH (NFLN) | 26-23 | W |
| 2012 | Mon., Dec. 17 | N.Y. JETS (ESPN) | 14-10 | W |
| 2013 | Thur., Nov. 14 | INDIANAPOLIS (NFLN) | 27-30 | L |
| 2014 | Mon., Nov. 17 | PITTSBURGH (ESPN) | 24-27 | L |
| 2014 | Thur., Dec. 18 | at Jacksonville (NFLN) | 13-21 | L |
| 2015 | Thur., Nov. 19 | at Jacksonville (NFLN) | 13-19 | L |
| 2016 | Thur., Oct. 27 | JACKSONVILLE (NFLN) | 36-22 | W |
| 2017 | Mon., Oct. 16 | INDIANAPOLIS (ESPN) | 36-22 | W |
| 2017 | Thur., Nov. 16 | at Pittsburgh (NBC/NFLN) | 17-40 | L |
| 2018 | Mon., Nov. 5 | at Dallas (ESPN) | 28-14 | W |
| 2018 | Mon., Nov. 26 | at Houston (ESPN) | 17-34 | L |
| 2018 | Thur., Dec. 6 | JACKSONVILLE (FOX/NFLN) | 30-9 | W |
| 2018 | Sun., Dec. 30 | INDIANAPOLIS (NBC) | 17-33 | L |
| 2019 | Thur., Sept. 19 | at Jacksonville (NFLN) | 7-20 | L |
| 2020 | Mon., Sept. 14 | at Denver (ESPN) | 16-14 | W |
| 2020 | Tues., Oct. 13 | BUFFALO (CBS) | 42-16 | W |
| 2020 | Thur., Nov. 12 | INDIANAPOLIS (FOX/NFLN) | 17-34 | L |
| 2020 | Sun., Dec. 27 | at Green Bay (NBC) | 14-40 | L |
| 2021 | Mon., Oct. 18 | BUFFALO (ESPN) | 34-31 | W |
| 2021 | Sun., Nov. 7 | at Los Angeles Rams (NBC) | 28-16 | W |
| 2021 | Thur., Dec. 23 | SAN FRANCISCO (NFLN) | 20-17 | W |
| 2022 | Mon., Sept. 19 | at Buffalo (ESPN) | 7-41 | L |
| 2022 | Sun., Nov. 6 | at Kansas City (NBC) | 17-20 | L (OT) |
| 2022 | Thur., Nov. 17 | at Green Bay (Prime Video) | 27-17 | W |
| 2022 | Thur., Dec. 29 | DALLAS (Prime Video) | | |



LAST WEEK VS. THE TEXANS

Week 16: Titans 14, Texans 19 Saturday, Dec. 24, 2022 • 1:02 p.m. CT • Nissan Stadium



In Week 16 of the 2022 season, the Titans hosted the Texans for a Saturday match-up against the division opponent and fell to Houston by a score of 19-14.

Tennessee put up the game's first points with a five-play scoring drive in the opening stanza. With a first down at the Houston 48-yard line, RB **Derrick Henry** took the handoff and raced into the end zone for a 48-yard score, 7-0 Titans. However, Houston responded on the ensuing possession with a game-tying score. Texans QB **Davis Mills** connected with Texans TE **Jordan Akins** for a 30-yard gain, but then on third-and-goal, Mills fumbled the football. However, it was recovered in the end zone by Texans RB **Royce Freeman** for a touchdown, 7-7.

In the second stanza, the Texans recorded a 13-play possession that included two first-down rushes by Freeman. Ultimately, the Titans' defense forced Houston to settle for a field goal as Texans K **Ka'imi Fairbairn** converted a 25-yard attempt, 10-7 Texans.

Tennessee took the lead back in the third quarter. With a drive that began at their own 48-yard line, QB **Malik Willis** scrambled for a 12-yard first down, WR **Treyton Burks** sprinted for a 15 yards on a reverser, and then Willis logged his first career touchdown on a 14-yard rushing score. The Titans pulled ahead, 14-10.

However, Houston scored nine points in the final stanza to take the lead back and seal a win. First, Texans LB **Jake Hansen** forced Henry to fumble the ball and it was recovered by Texans DL **Jonathan Greenard** at the Houston 42-yard line. The Texans capitalized on the turnover and tacked on a 27-yard field goal to take the lead, 14-13.

Then later in the fourth quarter, Houston logged a five-play scoring possession that included a 20-yard pass from Mills to Texans WR **Phillip Dorsett**, and a 37-yard ball to Texans WR **Amari Rodgers**. Ultimately Mills found Texans WR **Brandin Cooks** in the end zone for a six-yard touchdown. Houston elected to attempt a two-point conversion, but the pass failed as the Texans were able to preserve a 19-14 victory at Nissan Stadium.

SCORING

| | 1 | 2 | 3 | 4 | Final |
|-----------|---|---|---|---|-------|
| Houston | 7 | 3 | 0 | 9 | 19 |
| Tennessee | 7 | 0 | 7 | 0 | 14 |

| TEAM | SCORING PLAY | TIME |
|--------|---|--------|
| Titans | D.Henry 48 yd. run (R.Bullock kick) | 1-8:48 |
| Texans | R.Burkhead fumble recovery in end zone (K.Fairbairn kick) | 1-2:34 |
| Texans | K.Fairbairn 25 yd. Field Goal | 2-6:50 |
| Titans | M.Willis 14 yd. run (R.Bullock kick) | 3-8:51 |
| Texans | K.Fairbairn 22 yd. Field Goal | 4-7:25 |
| Texans | B.Cooks 6 yd. pass from D.Mills (pass failed) | 4-2:52 |

Missed FGs: None
Attendance: 66,634
Time of Game: 2:42
Weather: 20°, Wind W 10 mph
Referee: Shawn Smith

[CLICK TO WATCH HIGHLIGHTS](#)



TEAM STATISTICS

| | Texans | Titans |
|----------------------------|------------|------------|
| TOTAL FIRST DOWNS | 15 | 16 |
| THIRD DOWN EFFICIENCY | 5-14-35.7% | 4-12-33.3% |
| FOURTH DOWN EFFICIENCY | 0-1-0.0% | 1-2-50.0% |
| TOTAL NET YARDS | 285 | 272 |
| Plays - Avg. | 63-4.5 | 58-4.7 |
| NET YARDS RUSHING | 70 | 184 |
| Rushes - Avg. | 30-2.3 | 31-5.9 |
| NET YARDS PASSING | 215 | 88 |
| Sacks - Yards Lost | 1-3 | 4-11 |
| PASS ATT-COMP-INT | 32-20-1 | 23-14-2 |
| PUNTS - Avg. | 5-44.2 | 6-50.2 |
| Net Punting Average | 41.0 | 43.3 |
| PUNT RETURNS - Yards | 5-41 | 2-16 |
| KICKOFF RETURNS - Yards | 2-51 | 4-85 |
| INTERCEPTIONS - Yards | 2-26 | 1-7 |
| PENALTIES Number and Yards | 4-35 | 5-30 |
| FUMBLES Number and Lost | 2-0 | 2-1 |
| TOUCHDOWNS | 2 | 2 |
| EXTRA POINTS Made-Attempts | 1-2 | 2-2 |
| RED ZONE EFFICIENCY | 2-4-50% | 1-1-100% |
| GOAL TO GO EFFICIENCY | 2-3-67% | 0-0-0% |
| SAFETIES | 0 | 0 |
| GIVEAWAYS | 1 | 3 |
| TAKEAWAYS | 3 | 1 |
| TIME OF POSSESSION | 33:03 | 26:57 |

TEXANS STARTERS

| OFFENSE | | DEFENSE | |
|---------|-----------------|---------|-------------|
| TE 6 | J.Driskel | DE 55 | J.Hughes |
| WR 15 | C.Moore | DT 91 | R.Lopez |
| LT 78 | L.Tunsil | DT 96 | M.Collins |
| LG 71 | T.Howard | DE 45 | O.Okoronkwo |
| C 54 | S.Quessensberry | LB 48 | C.Harris |
| RG 60 | A.Cann | LB 58 | C.Kirksey |
| RT 67 | C.Heck | DB 2 | T.Thomas |
| TE 88 | J.Akins | DB 21 | S.Nelson |
| WR 13 | B.Cooks | CB 25 | D.King |
| QB 10 | D.Mills | S 36 | J.Owens |
| RB 26 | R.Freeman | S 5 | J.Pitre |

TITANS STARTERS

| OFFENSE | | DEFENSE | |
|---------|--------------------|---------|--------------|
| WR 19 | C.Conley | OLB 48 | B.Dupree |
| TE 87 | G.Swaim | DT 98 | J.Simmons |
| LT 71 | D.Daley | NT 93 | T.Tart |
| LG 55 | A.Brewer | DL 96 | D.Autry |
| C 62 | C.Levin | LB 56 | M.Rice |
| RG 70 | J.Roos | LB 41 | Z.Cunningham |
| RT 78 | N.Petit-Frere | CB 21 | R.McCreary |
| WR 15 | N.Westbrook-Ikhine | CB 30 | T.Avery |
| WR 2 | R.Woods | DB 28 | J.Kalu |
| QB 7 | M.Willis | S 47 | A.Adams |
| RB 22 | D.Henry | S 31 | K.Byard |

TEXANS INDIVIDUAL STATISTICS

| Rushing | Att | Yds | Avg | Lg | TD |
|--------------|-----------|-----------|------------|----------|----------|
| R.Freeman | 16 | 32 | 2.0 | 5 | 0 |
| D.Ogunbowale | 8 | 28 | 3.5 | 8 | 0 |
| D.Mills | 4 | 8 | 2.0 | 5 | 0 |
| J.Driskel | 2 | 2 | 1.0 | 2 | 0 |
| Total | 30 | 70 | 2.3 | 8 | 0 |

| Passing | Att | Cmp | Yds | TD | Lg | IN | Rt |
|--------------|-----------|-----------|------------|----------|-----------|----------|-------------|
| D.Mills | 28 | 17 | 178 | 1 | 37 | 1 | 76.2 |
| J.Driskel | 4 | 3 | 40 | 0 | 15 | 0 | 106.2 |
| Total | 32 | 20 | 218 | 1 | 37 | 1 | 79.9 |

| Receiving | No | Yds | Avg | Lg | TD |
|--------------|-----------|------------|-------------|-----------|----------|
| B.Cooks | 4 | 34 | 8.5 | 16 | 1 |
| P.Dorsett | 3 | 45 | 15.0 | 20 | 0 |
| J.Akins | 3 | 39 | 13.0 | 30 | 0 |
| C.Moore | 2 | 25 | 12.5 | 13 | 0 |
| B.Jordan | 2 | 21 | 10.5 | 15 | 0 |
| R.Burkhead | 2 | 7 | 3.5 | 5 | 0 |
| A.Rodgers | 1 | 37 | 37.0 | 37 | 0 |
| R.Freeman | 1 | 6 | 6.0 | 6 | 0 |
| J.Driskel | 1 | 4 | 4.0 | 4 | 0 |
| T.Hairston | 1 | 0 | 0.0 | 0 | 0 |
| Total | 20 | 218 | 10.9 | 37 | 1 |

| Interceptions | No | Yds | Avg | Lg | TD |
|---------------|----------|-----------|-------------|-----------|----------|
| C.Harris | 1 | 20 | 20.0 | 20 | 0 |
| J.Pitre | 1 | 6 | 6.0 | 6 | 0 |
| Total | 2 | 26 | 13.0 | 20 | 0 |

Leading Tacklers (Press Box Totals)
J.Pitre 9-7-2; C.Kirksey 6-6-0; C.Harris 6-5-1

Sacks: O.Okoronkwo 2; J.Owens 1; B.Cashman 1
FF: J.Hansen 1; J.Hughes 1
FR: J.Greenard 1

TITANS INDIVIDUAL STATISTICS

| Rushing | Att | Yds | Avg | Lg | TD |
|--------------|-----------|------------|------------|-----------|----------|
| D.Henry | 23 | 126 | 5.5 | 48 | 1 |
| M.Willis | 7 | 43 | 6.1 | 14 | 1 |
| T.Burks | 1 | 15 | 15.0 | 15 | 0 |
| Total | 31 | 184 | 5.9 | 48 | 2 |

| Passing | Att | Cmp | Yds | TD | Lg | IN | Rt |
|--------------|-----------|-----------|-----------|----------|-----------|----------|-------------|
| M.Willis | 23 | 14 | 99 | 0 | 15 | 2 | 34.5 |
| Total | 23 | 14 | 99 | 0 | 15 | 2 | 34.5 |

| Receiving | No | Yds | Avg | Lg | TD |
|--------------------|-----------|-----------|------------|-----------|----------|
| R.Woods | 4 | 30 | 7.5 | 10 | 0 |
| N.Westbrook-Ikhine | 2 | 23 | 11.5 | 14 | 0 |
| A.Hooper | 2 | 20 | 10.0 | 15 | 0 |
| H.Haskins | 2 | 17 | 8.5 | 9 | 0 |
| D.Henry | 2 | 0 | 0.0 | 5 | 0 |
| C.Okonkwo | 1 | 10 | 10.0 | 10 | 0 |
| G.Swaim | 1 | -1 | -1.0 | -1 | 0 |
| Total | 14 | 99 | 7.1 | 15 | 0 |

| Interceptions | No | Yds | Avg | Lg | TD |
|---------------|----------|----------|------------|----------|----------|
| J.Gibbens | 1 | 7 | 7.0 | 7 | 0 |
| Total | 1 | 7 | 7.0 | 7 | 0 |

Leading Tacklers (Press Box Totals)
M.Rice 9-7-2; K.Byard 8-5-3; D.Autry 7-5-2; J.Gibbens 7-4-3

Sacks: D.Autry 1
FF: D.Autry 1
FR: None

GAME PREVIEW

TEAM NOTES

PLAYER NOTES

MEDIA

STATISTICS

ROSTERS

NOTES FROM LAST WEEK'S GAME

TEAM NOTES

- The temperature at kickoff was 20 degrees. That made the contest the coldest home game in franchise history, breaking the record of 23 degrees from Dec. 31, 2017 against the Jacksonville Jaguars. It tied for the eighth-coldest game in team annals, home or away, matching the 20-degree kickoff temperature on Dec. 14, 1980 at Green Bay and on Dec. 17, 2000 at Cleveland. Against the Texans, the wind was blowing at 10 miles per hour, making the wind chill 6 degrees.
- Offensive lineman **Daniel Munyer** and running back **Jonathan Ward** became the 81st and 82nd players to appear in a game for the team this season. The Titans entered the week with an NFL-high 80 players who had participated in at least one game.
- The Titans totaled 184 rushing yards against the Texans defense. **Derrick Henry** led the way with 126 rushing yards, while quarterback **Malik Willis** (43) and wide receiver **Treyton Burks** (15) also contributed. It was the team's second-highest total of the season behind only the 314 rushing yards they had at Houston on Oct. 30.
- For the third time in 2022, the Titans offense scored a touchdown on its first possession of the second half. They also accomplished the feat at Houston (Oct. 30) and at Green Bay (Nov. 17).
- The Titans offense scored a touchdown on its only red-zone possession, extending the unit's streak to six consecutive touchdowns on drives inside the opponent's 20-yard line.
- The Titans defense allowed 15 total first downs, which tied for the second-fewest by an opponent this season. The Titans allowed a season-low 10 first downs at Houston on Oct. 30, and they allowed 15 at Green Bay on Nov. 17.
- The Titans produced their 10th game of the season in which they held their opponents to 20 points or less. It is the fifth season in the "Titans era" (1999 to present) in which the team recorded 10 such games: 2000 (14 games), 2008 (13), 2007 (10), 2019 (10) and 2022 (10).
- The Titans defense limited the Texans to 70 rushing yards on 30 attempts (2.3 avg.), marking the 12th time this season—and the 12th time in a 13-game span—that their opponents did not reach the 100-yard rushing mark. The Titans entered the week ranked second in the NFL in rushing defense (80.8 opponent rushing yards per game) and now have allowed an average of 80.1 opponent rushing yards per contest.
- The defense limited Texans quarterback **Davis Mills** to a 76.2 passer rating. Mills was 17-of-28 for 178 yards with one touchdown and one interception.

CB TRE AVERY

- Logged his second career start.
- Helped force a turnover in the third quarter, tipping a pass by **Davis Mills**. The ball was subsequently intercepted by linebacker **Jack Gibbens**.
- Totaled three tackles.

OLB DENICO AUTRY

- Tied for third place on the defense with seven tackles and also totaled one sack, two tackles for loss, a team-high seven quarterback pressures, two passes defensed and one forced fumble.
- Credited with a forced fumble in the first quarter on a rushing attempt by quarterback **Davis Mills**, but the ball was recovered by the Texans. Autry notched his fifth career forced fumble and his second in 2022.
- Sacked **Davis Mills** for a three-yard loss in the fourth quarter. He increased his season total to eight sacks and improved his career total to 47.5 sacks.

WR TREYLON BURKS

- Rushed for a 15-yard gain in the third quarter.

S KEVIN BYARD

- Finished second on the team with eight tackles and added a tackle on special teams.



LB JACK GIBBENS

- Recorded his first career interception, picking off a **Davis Mills** pass in the third quarter that was initially tipped by cornerback **Tre Avery**.
- Tied for third place on the squad with seven tackles and added a tackle on special teams.

RB DERRICK HENRY

- Rushed for 126 yards and one touchdown on 23 carries (5.5 avg.).
- Recorded his 36th total 100-yard rushing game, including regular season (33) and playoffs (three).
- Logged his third consecutive 100-yard rushing game and his eighth such effort of 2022, marking the seventh time in franchise history that a player had at least eight 100-yard rushing performances in a season. Henry previously accomplished the feat in 2020 with 10 total 100-yard games.
- Reached the 100-yard rushing mark for the sixth time in his career against the Texans.
- Rushed for a 48-yard touchdown in the first quarter. It was his 12th career rushing touchdown of at least 45 yards, putting him in a tie with former Titans running back **Chris Johnson** (12) for third-most in the NFL since the 1970 NFL-AFL merger. Only **Adrian Peterson** (18) and **Barry Sanders** (18) have had more.
- Had 11 carries for 83 yards and a touchdown in the first half.
- Increased his season totals to 319 rushing attempts for 1,429 yards and 13 touchdowns.

TE AUSTIN HOOPER

- Posted two receptions for 20 yards, including a 15-yard catch late in the fourth quarter.

OL COREY LEVIN

- Started at center, logging his second career start, his first start since 2018, and his first career start at the center position.

TE CHIG OKONKWO

- Caught a 10-yard pass and also led the team with two total special teams tackles.

ILB MONTY RICE

- Started and led the team with nine tackles.

OL JORDAN ROOS

- Registered his first career start, opening the game at right guard.

NOTES FROM LAST WEEK'S GAME

P RYAN STONEHOUSE

- Punted six times for a 50.2-yard gross average and a 43.3-yard net average with one punt placed inside the 20.
- Logged his seventh consecutive game with a gross punting average of at least 50.0 yards to break his own NFL record of six consecutive games, set earlier this season from Week 1-7.
- Booted a 61-yard punt in the third quarter. It was his 18th punt of the season of 60-plus yards, which leads the NFL.

NT TEAIR TART

- Posted four tackles, one tackle for loss and one pass defended.

WR NICK WESTBROOK-IKHINE

- Totaled 23 yards on a pair of catches, including a 14-yard grab.

QB MALIK WILLIS

- Registered the third start of his rookie season and completed 14 of 23 passes for 99 yards with a pair of interceptions. He also rushed for 43 yards and a touchdown on seven attempts.
- Rushed for 12 yards and a first down in the third quarter, and later on the same drive, he scored his first career touchdown on a 14-yard run.

WR ROBERT WOODS

- Led the team with four receptions and 30 receiving yards.

SELECT TITANS POSTGAME QUOTES

SATURDAY, DEC. 24, 2022

HEAD COACH MIKE VRABEL

Was the fact that this game came down to a Hail Mary an example of the fight this team has given the injuries on the roster?

They fight and I appreciate it. It just comes down to the consistency. I know that sounds like a broken record from me, but with where we are at right now, the margin for error is pretty thin. When you give up some plays defensively, some X-plays, and turn the ball over, there are no moral victories. I am disappointed. They are disappointed. They fight and they compete which I'm appreciative of.

How big of a momentum swing was the fumble?

We have done that. Defensively, to be able to go out there and force them, sudden change. We have had some opportunities this year where we have done well. I thought the way we started the second half was inspiring. I thought guys were clearly locked in and ready to go. Then the guy made a good play. We have to find ways to get everybody to protect the guy with the ball. When guys come in from behind, that is sometimes when fumbles occur. We have to do a better job of making sure that guys are chasing and trying to protect the guy with football.

Did cornerback Roger McCreary forget to turn his head and is that a technique error that can't be happening at this stage in the season?

We will take a look at it. He got beat. The guy got behind him, turned his head.

Is this team maybe not good enough to be overcome the turnovers?

We are where we are. We will figure out the 48 guys that we have for Thursday night. No, we are not built right now to be able to overcome those things. The margin for error is very thin. We will keep trying to improve those things, the consistency, the ability to sustain drives, the ability to try to create turnovers, the things that we would need to do right now.

Was the four-and-out after the turnover the turning point as far as momentum in the game?

All the turnovers are critical and costly. It was great to see us try to get into a flow, get into a rhythm offensively, and be able to use Derrick (Henry). There were times where it was pretty complementary. Then there were times where it just looked like we weren't all on the same page in all three phases, from the standpoint of trying to complement each other, short field and taking advantage of it when we did. That was great but then turnovers are going to catch up to you.

Now that the team knows that the finale at Jacksonville is for the division, does that change at all how you look in the next few days?

It probably will. We have some guys that have played a lot of football for us that are far less than 100 percent. It is those guys that I appreciate. No matter what, they find a way to be here for this team. We will try to figure out who we have, who is available, then make some decisions.

Did you see more improvement from quarterback Malik Willis today

than the last time out?

He may have taken a few steps back in some areas, but he settled down and looked OK. Then just some of the situational work showed up there late but being able to extend some plays and make a few plays. We just have to be better with football.

How did you like what defensive lineman Denico Autry was able to do in his return?

We need everybody that can potentially make a play for us in all three phases to be available here the last couple of weeks.

Do you feel like there is any different energy or a spark that he (Denico Autry) brings when he is out there?

Only when you are making plays, which he did today. They are not going to get energy from guys that just come here and show up. You have to come, make plays, be productive and affect the game.

What would you tell the guys with a holiday tomorrow and then a short week?

I just told them to make sure that they get around people that they care about and that they love because those are the only ones that are going to give us a chance. Remember the people that text you when you lose. Everybody texts when you win. I tried to give them the day off tomorrow to recover and be with their family. Then we get back to work at 10:30 a.m. on Monday.

Is the inability to carry momentum concerning or disappointing?

Other than just when you lose, it is concerning and disappointing. Everybody puts a lot into it, the ups and the downs of the game. I felt that we continued to battle. It is just disappointing to lose.

Where do you want guys to find hope or expectation out of this losing streak?

There are so many plays over the course of these last five games. It really just comes down to consistency and striving for that. Penalties and things that are avoidable like lining up wrong. Mental mistakes, things that we can't do right now. Those are the things we have to continue to show them, but then show them all the good things that they've done like their ability to run a football. We got into some rhythm. We hit some cool plays. We hit some big plays. We had a big run. We went three-and-out, three-and-out, three-and-out, then on defense it is just long drives. It is either one or the other. It is either three plays or 10 plays or 13 plays or 11. There is nothing in between. Three, three, three, 13, 10, 11. Somewhere in between there would be helpful.

What's the challenge like for you and the staff knowing you play on Thursday, but that the bigger game will be the following week?

The three minutes that I had to think about that since the game was over, I apologize. I don't have a really informed or knowledgeable answer for you. I'll probably go home and give it some thought. We have an obligation to this football team to make sure that we're prepared or that we do everything we can. I don't know if I could really touch on that. We'll have to see who came out of the game with whatever injuries and try to manage those.

SELECT TITANS POSTGAME QUOTES

Would you say that this is the most difficult time that you've encountered as a coach since you've been here?

That's part of the job. That's part of this obligation to the football team is to try to be as honest as you can with them. Try to recognize the difference between a guy making a mistake – you hear, 'Man, I hate losing.' I hate losing too. So, maybe we should love preparing and love focusing before the game and doing as much as we possibly can so that we don't make mistakes in critical times or mental errors. Things that could be avoidable avoided. That's part of the job. It's rewarding watching guys succeed. That's why I do this and watching them develop and improve. But the losses certainly hurt.

When you say maybe we should love preparing and doing the things before the game are you saying that you may not have 100% buy-in?

It's not that buy-in. It's how much are we doing outside of the time that we're at the facility? I don't know. Those are questions that if you as a professional athlete just work at eight to four, or eight to 4:30, then I don't know how much you get out of it. Maybe God gifted you with some really cool talents. We just have to all do a little bit more. That's with me and preparation and that's with the coaches and players. Just a little bit more of everything.

Do you have 'eight to four' guys right now?

No. Again, we just make sure that everybody is as committed as we need to be. We've got a lot of moving parts.

The weather delay. Did that affect anything?

No. You want another one on it?

Was there any damages in the parts of the building that you guys were operating in that you had to work around damage?

Damage? No, no damage. Maybe they couldn't use the microwaves to heat their coffees or something. I don't know.

QUARTERBACK MALIK WILLIS

What happened on the first interception where the guy seemed like he was in the flat and jumped the route?

It was an interception.

How tough was it to walk out of here with the loss after having the opportunity to win this game and leading late?

It's always unfortunate come out of a game with a L, especially after getting up early. But you've just got to keep playing. On to the next. There's nothing you can do about it now. Just learn from it.

How big of a moment was this game when you guys get the pick from Jack Gibbens, plus 50 and you have the chance to go up two scores?

Yeah, it was tough. We wanted to use that momentum of that sudden change, but it didn't work out like that. You get right back. What are you going to do? You've got to keep playing. Every play is not going to be great. Every drive is not going to be great. There is a lot of new people in there, including myself, and we just have to continue to grow and get better. It is what it is.

How comfortable were you once you got out there after having a week to get ready?

Yeah, I was fine regardless of what you see on the stat line. You're looking at the stat line, go worry about your fantasy team, not real life. Other than that, I feel comfortable out there. We got some plays going early, penalties knocked us off what we were doing, they knocked us off our rhythm in the second half, just turnovers. That's the way the game goes. Whoever doesn't turn the ball over, whoever gets the most completions, whoever gets the most first downs, they win the game.

You just said don't look at the stat line and you recited a bunch of stats. So they were important, yeah?

You think so? I didn't recite stats. Those are the plays in the game. It's third-and-seven. Are we going to put our defense back on the field after they just got off and have them tired having to stop their offense who's been chilling? Or are we going to convert and make it easy for our opponents? It's more than just a stat.

You feel like you put forth a winning effort today? Or you come up short?

I think if we didn't win, no, I didn't. We can do better.

When you see what the defense is able to do in a game like this, how much does that increase your respect for the guy on the other side of the ball?

I'm just blessed to have this opportunity to be on this team. And to see how those guys work week in and week out, and how they show up to the game and play, and just put it all on the line for us. More than anything I feel like I let those guys down.

You're known, Malik, for your upbeat personality, how important is it now to inspire others and keep people from being down during a five-game losing streak?

It's football. You woke up this morning. I woke up this morning. I'm just as happy as I would've been had we won. Yeah, it is unfortunate, and it sucks that we lost, but we have an opportunity to wake up tomorrow and learn from it and get better. We still have everything we want in front of us. I could be a Debbie Downer about it, that's your perspective. I'm blessed, bro. We still have everything we could want. We have an opportunity to learn from something. That might be even better than going out there and doing one or two today.

Considering how much emphasis this team puts on turnovers, protecting the football and winning that battle, how much more frustrating does it make the last couple of weeks, at least in the division games, that you're minus five?

What can you do? That's the past. We have to keep going, keep playing. (inaudible) It just happens like that. You just keep going.

Just with the culture that's been built within this locker room the past several years, do you guys feel that you have the confidence for the games down the stretch to make this run and still win the division?

If we didn't, we wouldn't show up every day. These guys work hard every day, putting in work. At the end of the day, sometimes you fall short. Everybody in this league is a good player. It's about what can your best players do on Sundays when it's game time. Whoever plays the best, wins. That's just how leagues do. Everybody's a good player. Kudos to them - they played better today.

RUNNING BACK DERRICK HENRY

Derrick, can you talk about the play on the fumble? Did it get ripped out there?

I was trying to break a tackle. Trying to get a few extra yards. I've got to take care of the ball. We practice that. That's on me. No excuse. The organization puts a lot on me to carry the ball and put it all on my shoulders to do what I can for this team and make plays. There were three games in a row where I fumbled the ball. No excuse. I need to do a better job taking care of the ball. In the last three weeks I have not done that, and I've got to get back to work. I feel terrible, terrible about it. I'll feel terrible until we play again. There is no excuse for it. I'm going to be better. He made a play and I didn't have the ball held tight.



SELECT TITANS POSTGAME QUOTES

After that play, you came back on the field without the sleeves on, did that give you a better feel for the ball?

Trying to find something if that's the case. At the end of the day, (inaudible) trying to break a tackle, guy came from behind and he raked it out. Like I said, no excuse, three weeks in a row of fumbling the ball. I've got to find something different. If I've got to drop the sleeve, that's what I'll do. I'm going to do that to see if it'll help change, but I'm very pissed about that. I feel terrible. I've apologized to my teammates because I've got to take care of the ball.

How difficult of a stretch is this? Is it the most difficult stretch since you've been here and what can get this team out of it?

Rally together. Five in a row is very tough. Trying to find the words to say, but at the same time you've got to be positive. We have an opportunity in front of us. We've got a short week, so we've got to have a short memory. For me, it's definitely going to sting because I feel like we were in a position to score and I didn't take care of the ball. At the end of the day, everybody who is a leader on this team, we'll do everything we can to rally the guys together and stay close and figure out a way to go out and get a win. Short week. We've got to come back and be ready to work.

How hard is this on you because you didn't do a lot of losing at Alabama and, up until this year, you haven't done a lot of losing here either?

It's always hard. You never want to lose. Losing five in a row is tough. Just trying to find anything you can to be a better teammate, be a better leader and everybody is just trying to work as hard as they can to get a win. When you come up short it sucks, and we still have two more games and we've got to come back in and, like I said, it's a short week, and figure out a way. Go back to work. That's just what it is. Put this one on me. That's just how I feel. I pride myself on doing the right thing for the team and (inaudible).

Where do you find team hope and team expectation out of what you guys have done in the last five weeks?

I think you just pull the positive things from this game, because we have a lot of good things that we did, and look at those and just try to build off of those. We know the stuff that can get us beat and hurts us, penalties, turnovers, you can't do things like that in a close game. We have to build the positives and look at those things and see things that we can do more of and try to go out there and execute.

You mentioned the bad things seem to have become habit. How do you break out of bad habits?

Me fumbling, I've just got to go back and work with Coach (Tony) Dews and do whatever I can to not let that happen again. And that's just been focused a lot lately as far as the penalties on offense and just working on everything we need to do better in all three phases. And continue to push and have emphasis on those things and continue to work hard so it helps for whenever we come out of the next game, which is Thursday.

Were there similarities in the last three games in terms of the way the fumbles have occurred?

It comes down to me taking care of the ball. And I'm trying to work as hard as I can this upcoming week to try to prevent that from happening. It sucks. I feel like crap right now and just try to get better at it. That's all I can do. Sorry to everybody out there that (inaudible) the fumbles but I'm going to do whatever I can to get better.

Ever since you've been here this team has been really good at winning tight, one score games, what has changed?

We just haven't executed as much as we need to. Sometimes we shoot ourselves in the foot with turnovers and self-inflicted wounds with penalties, and guys were down but there's always a next guy up mentality here. I think execute and go out there and play our style of football. I feel like we haven't done that, sustained that.

We know that outside of the building, there's a lot that you put in to prepare for a game. Do you find a lot of the younger guys coming to you and asking what they could do as well? And if so, what do you tell them?

Guys ask me about, as far as how I work, what I put in my body, what I eat, how I recover and I just try to be a resource for them and let them know what I do and try to help throughout the week, while guys are trying their best to make sure their bodies are right week after week so they can go out

and play and help this team win.

Is that an area where maybe collectively as an organization, you guys can improve upon that? Coach (Mike) Vrabel said that people should fall in love more with the things that go into preparing for a game before the game is played?

I think Coach (Mike) Vrabel just wants us to embrace this whole thing, day by day, what it requires, the grind and continue to have emphasis on those things so guys are available, guys are healthy, guys are coming in and doing what they need to do to come out here and compete and help us win games. I think guys are trying their best to do those things and we've just got to take care of one day at a time. I think (Mike) Vrabel wants us to embrace the grind and appreciate the game, the highs and lows, the adversity it brings and I feel like guys will do their best to do what he's asking.

SAFETY KEVIN BYARD

Since you've been here, it's got to be frustrating to see everything kind of slipping away?

Yeah, it's definitely frustrating for sure.

What do you feel like it is? Other than bodies, what do you feel like you've been missing?

We haven't been playing well. That's the bottom line. We're making plays here and there. I guess it's just not consistent enough. Not playing four quarters of complementary football. Offense, defense, special teams, it's just not enough, all around.

Do you feel like these last five games, teams have beaten you, or do you feel like you've beaten yourselves?

I think it's a combination of both, honestly. A combination of both.

How hard is it when you're trying, I mean, you guys pulled it off last year, but when you're constantly having to shuffle guys in that haven't played next to you, or haven't played much at all, in and out of the lineup, and try to keep something cobbled together?

Yeah, I'm just not going to make any excuses for the guys that are out there, because we've been in positions where new guys came in and played well. Obviously, it's been a tough year when it comes to injuries. But you know, we're still in a position to win games. We're just not winning them. We're not finishing games the right way. And you know, in this league, no matter who you play, if you don't finish games the right way, you're going to lose.

Is it hard to fathom where you were a month ago, to where you are now?

For sure, it's frustrating. But obviously you know it's Christmas Eve, and we have Christmas tomorrow. And I'm definitely grateful and thankful we get to play this game, with the group that I'm playing with. And every opportunity I get to go out there and giving the glory to God and go out there and play football. But yeah, obviously frustrating. But you know, it is what it is, the situation we're in.

Is it possible to wipe all that away, and understand what you still have in front of you now, and two weeks from now, to play for?

Yeah. You can only take it week-by-week. But that's what we're going to have to do. There's really no other way, no other option. We're going to have to wipe this thing clean and focus on next week, this Thursday night game.

DEFENSIVE TACKLE JEFFERY SIMMONS

You are up 14-10, you guys forced the turnover in the second half. I mean, that's where you got to slam the door on this thing, right?

Yeah, we've just got to, like I said, take advantage of bad football. I mean, even with their first touchdown their quarterback fumbles, it just so happened they recovered in the end zone. We fumble the ball on offense and they end up getting on it. So, I think when we talk about that, we call a sudden change on offense on the ball, things don't go away all the time. It's the defense's job to go put the fire out and we didn't do that. They went down to score. So we have to be better on that.

Sometimes guys try to do too much as opposed to let the game come to them?

SELECT TITANS POSTGAME QUOTES

I don't know who's trying to do too much. I mean, obviously everyone wants to do their job. They don't have to do too much, it's everyone do their job. And I said, I didn't see where guys were doing too much in the game. Like I said, they got two X plays and I think Roger (McCreary) was out there by his self. I know he expects that he can cover the guy. I mean, at the end of the day, we have to be better up front and maybe get a little more pressure. We've got to work together as a team. I didn't see anyone trying to overdo their job, but I guess, I mean, that's not how we play on defense. _

TIGHT END CHIG OKONKWO

When the team had the lead, and the ball in the fourth quarter, you were kind of in a good spot.

Yeah, whenever you're winning, you feel good. You feel comfortable.

How big of a moment was it when the defense got that pick, by (Jack) Gibbens, and you weren't able to turn it in to points? Was that the biggest opportunity of the game?

Probably. We had an opportunity. Defense got a turnover for us and we couldn't capitalize, and that obviously came back to get us.

The team has a minus five in turnovers these last two division games, the past three weeks. Is it tough to win games when that's the case?

You cannot win games turning the ball over. You cannot win it.

Were you happy how you guys were able to run the ball, for most of the day?

Yeah. That's our bread and butter, and I feel that we accomplished that. There were a couple of times where we might have run it, but we had a bad penalty that put us back. Took away one of our explosive plays. But I think we did our job when it came to running the football.

How big of a frustration is it, in a sense that does it feel like you guys have shot yourselves in the foot during these last few weeks rather than being beaten by the opponent?

Credit to them. But you've got to watch the tape and look at the turnover margin. We've been putting ourselves in a bad spot these past couple of weeks, for sure.

What do you guys have to do from here? Obviously, it all comes down to Week 18.

Come back with a sense of urgency and a greater sense of focus. And a greater sense of preparation, so that when we come out, we're on our stuff. And we just need to find a way to win a game.

CENTER/GUARD COREY LEVIN

It seemed like several times you were on your way on drives?

Yeah, we've just got to stay focused each and every drive, whether it be one guy here, one guy there. One mistake here, one mistake there. A penalty to start a drive on a big play, I want to say we had four or five big plays called back from a penalty. So, you know, just focusing in, locking in and getting drives started. Getting into drives, not three-and-out, that's a big key for us.

(Jack) Gibbens gets a big pick and you got a chance to really kind of hammer down and you don't get any points out of that, biggest moment of this game?

Yeah, once you get a plus-50 turnover, you expect to try to get some points out of that. Everyone expects to at least come away with three there. And when you don't, yeah, it kind of hurts. But like I said, whether it just be one guy here, one guy there or collectively a few, we've got to lock in in those situations in order to come away with the W in these types of games.

This is two division games in three weeks where you're minus five total turnovers, tough to win when that's the case?

Yeah, turnovers probably a big key and a factor. Winning a game or losing a game, whether it be turnovers, you know, running the ball, time of possession and things like that. Turnovers is a big killer of that.

A month ago you guys are three and a half games up, now you're technically out of the playoffs. It all comes down to Week 18. What do you guys tell each other now?

We've got to focus on the Cowboys first. We've got to get things right there.

Focusing on these little details and get back on the winning trend. We've obviously never really lost five around here as long as (Coach Mike) Vrabel has been around here. So, this is all new to us. And the only thing we know how to do is just work harder, focus harder and come together closer.

DEFENSIVE TACKLE NAQUAN JONES

You see the mistakes, turnovers, penalties, some of the change, types of things have gone against you in the last few weeks. How frustrating has it been, a lot of these things are self-inflicted wounds?

I mean, it is disappointing as a team because we're going out there playing as hard as we can. And it's never really the opponent. It's us, like you said, it's self-inflicted. So, it is just things we need to fix as a group.

Is it hard to fathom where you've fallen from? I mean, you're three and a half games up in the division before this and now five straight losses?

I mean, this is disappointing as a team. We need to come together and dig deep, find a way to finish out games.

CORNERBACK ROGER MCCREARY

How frustrating is to give up a lead and not be able to stop them?

I wouldn't say the defense played the best the first of the game. I would say we just had to be us, and just play defense. Get off the field on third downs. I felt like we did that, part of game. That last drive, I feel like it's all on me. Just say it's my fault, on that last drive. I say, we've just got to get better going into the game and fix mistakes and stuff.

Getting one turnover ultimately wasn't enough, was it?

I would say the turnover they got was good momentum. Their defense was on the sideline and their team was getting pumped up and everything. It was good for everybody, their energy on the sideline. But we just didn't get the turnovers today.

What happened, when you're up 14-10 and you didn't get any points off that turnover, and they were kind of able to reassert themselves?

No, it wasn't that. I'd say when we didn't get any points out of the turnover and everything. We just missed a play, I guess. No matter what, we didn't care anything about that, after that. We just have to go out there and try to get off the field. I feel like we did that. We did good the whole game. Just that last drive, they got the best of it.

You guys were riding high. 7-3. Really feeling good about yourselves. Hard to believe where you're at right now at 7-8, and how this kind of feels.

Yeah, I know. Like I said, I feel really bad right now. Just on tape, we all know it's there right now. We've just got to go on to the next game, and try to get us a W, I would say.



TITANS FOOTBALL ADMINISTRATION/ PLAYER PERSONNEL STAFF

Ryan Cowden Vice President of Player Personnel
 Vin Marino Vice President of Football Administration
 Monti Ossenfort . . Director of Player Personnel
 Brian Gardner Director of Pro Scouting
 Jon Salge Director of College Scouting
 Kevin Turks Assistant Director of Pro Scouting
 Jay Thomas Personnel Analyst
 Mike Boni National Scout
 Dale Thompson . . . National Scout
 Blaise Taylor Pro Scout
 Brandon Taylor . . . Pro Scout
 Casey Callahan . . . College Scout
 Patrick Callaway . . College Scout
 T.J. Earley College Scout
 Matt Miller College Scout
 Tom Roth College Scout
 Wes Slay College Scout
 Rob Riederer Pro Scouting Coordinator
 Patrick Woo Scouting Coordinator
 Corey Cooper Scouting Assistant
 Mical Johnson . . . Scouting Assistant
 Aaron Sanders . . . Scouting Assistant
 Max Curtis Executive Assistant to EVP & General
 Manager/Football Administration
 Coordinator
 Adam Bondi Lead Developer of Football Technology
 Matt Iammarino . . . Asst. Developer, Analytical Football
 Research

TITANS' RECENT DRAFT CLASSES

Bold = currently on the Titans roster, practice squad or reserve lists
 * = currently on another NFL roster, practice squad or reserve list

2022

| Rd. | Pick | Player | Pos. | College |
|-----|------|----------------------|------|-------------|
| 1a | 18 | Treyton Burks | WR | Arkansas |
| 2a | 35 | Roger McCreary | CB | Auburn |
| 3a | 69 | Nicholas Petit-Frere | OL | Ohio State |
| 3b | 86 | Malik Willis | QB | Liberty |
| 4a | 131 | Hassan Haskins | RB | Michigan |
| 4b | 143 | Chig Okonkwo | TE | Maryland |
| 5a | 163 | Kyle Phillips | WR | UCLA |
| 6a | 204 | Theo Jackson * | S | Tennessee |
| 6b | 219 | Chance Campbell | LB | Mississippi |

2021

| Rd. | Pick | Player | Pos. | College |
|-----|------|-----------------|------|--------------------|
| 1 | 22 | Caleb Farley | CB | Virginia Tech |
| 2 | 53 | Dillon Radunz | T | North Dakota State |
| 3 | 92 | Monty Rice | ILB | Georgia |
| 3 | 100 | Elijah Molden | CB | Washington |
| 4 | 109 | Dez Fitzpatrick | WR | Louisville |
| 4 | 135 | Rashad Weaver | OLB | Pittsburgh |
| 6 | 205 | Racey McMath | WR | Louisiana State |
| 6 | 215 | Brady Breeze * | S | Oregon |

2020

| Rd. | Pick | Player | Pos. | College |
|-----|------|-------------------|------|----------------------|
| 1 | 29 | Isaiah Wilson | T | Georgia |
| 2 | 61 | Kristian Fulton | CB | Louisiana State |
| 3 | 93 | Darrynton Evans * | RB | Appalachian State |
| 5 | 174 | Larrell Murchison | DL | North Carolina State |
| 7 | 224 | Cole McDonald | QB | Hawaii |
| 7 | 243 | Chris Jackson | DB | Marshall |

2019

| Rd. | Pick | Player | Pos. | College |
|-----|------|-----------------|------|-------------------|
| 1 | 19 | Jeffery Simmons | DT | Mississippi State |
| 2 | 51 | A.J. Brown * | WR | Mississippi |
| 3 | 82 | Nate Davis | OL | Charlotte |
| 4 | 116 | Amani Hooker | DB | Iowa |
| 5 | 168 | D'Andre Walker | OLB | Georgia |
| 6 | 188 | David Long Jr. | LB | West Virginia |

2018

| Rd. | Pick | Player | Pos. | College |
|-----|------|-------------------|------|------------------|
| 1 | 22 | Rashaan Evans * | LB | Alabama |
| 2 | 41 | Harold Landry III | OLB | Boston College |
| 5 | 152 | Dane Cruikshank * | DB | Arizona |
| 6 | 199 | Luke Falk | QB | Washington State |

2017

| Rd. | Pick | Player | Pos. | College |
|-----|------|-------------------|------|-----------------------|
| 1 | 5 | Corey Davis * | WR | Western Michigan |
| 1 | 18 | Adoree' Jackson * | CB | Southern California |
| 3 | 72 | Taywan Taylor | WR | Western Kentucky |
| 3 | 100 | Jonnu Smith * | TE | Florida International |
| 5 | 155 | Jayon Brown * | LB | UCLA |
| 6 | 217 | Corey Levin | OL | Chattanooga |
| 7 | 227 | Josh Carraway | OLB | Texas Christian |
| 7 | 236 | Brad Seaton | T | Villanova |
| 7 | 241 | Khalfani Muhammad | RB | California |

2016

| Rd. | Pick | Player | Pos. | College |
|-----|------|-------------------|------|----------------------|
| 1 | 8 | Jack Conklin * | T | Michigan State |
| 2 | 33 | Kevin Dodd | OLB | Clemson |
| 2 | 43 | Austin Johnson * | DL | Penn State |
| 2 | 45 | Derrick Henry | RB | Alabama |
| 3 | 64 | Kevin Byard | S | Middle Tennessee St. |
| 5 | 140 | Tajaé Sharpe * | WR | Massachusetts |
| 5 | 157 | LeShaun Sims | CB | Southern Utah |
| 6 | 193 | Sebastian Tretola | G | Arkansas |
| 7 | 222 | Aaron Wallace | OLB | UCLA |
| 7 | 253 | Kalan Reed | CB | Southern Mississippi |



The 2022 Titans draft class: (top row, left to right) OL Nicholas Petit-Frere, LB Chance Campbell, QB Malik Willis, RB Hassan Haskins, WR Treyton Burks, (bottom row, left to right) TE Chig Okonkwo, WR Kyle Phillips, S Theo Jackson, CB Roger McCreary

RECENT TITANS FREE AGENT ADDITIONS AND LOSSES

| 2022 | |
|---------------------------|--------------------|
| Free Agents Signed | Former Team |
| RB Trenton Cannon | San Francisco |
| TE Austin Hooper | Cleveland |
| OL Jamarco Jones | Seattle |
| LB Justin Lawler | L.A. Rams |
| WR Josh Malone | Green Bay |
| DB A.J. Moore | Houston |
| DL DeMarcus Walker | Houston |
| Free Agents Lost | New Team |
| WR Cameron Batson | Atlanta |
| FB Khari Blasingame | Chicago |
| ILB Jayon Brown | Las Vegas |
| S Dane Cruikshank | Chicago |
| ILB Rashaan Evans | Atlanta |
| TE Anthony Firkser | Atlanta |
| RB D'Onta Foreman | Carolina |
| WR Marcus Johnson | San Francisco |
| RB Jeremy McNichols | Atlanta |
| DT Kyle Peko | Las Vegas |
| OL David Quessenberry | Buffalo |
| 2021 | |
| Free Agents Signed | Former Team |
| OLB Ola Adeniyi | Pittsburgh |
| DL Denico Autry | Indianapolis |
| LB B.J. Bello | L.A. Chargers |
| WR Fred Brown | Denver |
| DT Trevon Coley | N.Y. Jets |
| LS Morgan Cox | Baltimore |
| T Christian DiLauro | Pittsburgh |
| OLB Bud Dupree | Pittsburgh |
| S Matthias Farley | N.Y. Jets |
| DT Woodrow Hamilton IV | Carolina |
| DT Bruce Hector | Carolina |
| RB Brian Hill | Atlanta |
| CB Jackrabbit Jenkins | New Orleans |
| CB Kevin Johnson | Cleveland |
| DT Abry Jones | Jacksonville |
| CB Chris Jones | Minnesota |
| T Kendall Lamm | Cleveland |
| WR Kalija Lipscomb | Green Bay |
| CB Greg Mabin | Jacksonville |
| LB Justin March-Lillard | Dallas |
| CB Kevin Peterson | Arizona |
| WR Josh Reynolds | L.A. Rams |
| Free Agents Lost | New Team |
| OLB Jadeveon Clowney | Cleveland |
| WR Corey Davis | N.Y. Jets |
| DE Matt Dickerson | Las Vegas |
| G/C Jamil Douglas | Buffalo |
| DT DaQuan Jones | Carolina |
| DB Joshua Kalu | N.Y. Giants |
| CB Desmond King | Houston |
| CB Chris Milton | N.Y. Giants |
| TE MyCole Pruitt | San Francisco |
| WR Kalif Raymond | Detroit |
| TE Jonnu Smith | New England |
| CB Tye Smith | Minnesota |
| 2020 | |
| Free Agents Signed | Former Team |
| OLB Vic Beasley Jr. | Atlanta |
| DB Ibraheim Campbell | Green Bay |
| DL Jack Crawford | Atlanta |
| LB Nick Dzubnar | L.A. Chargers |
| CB Johnathan Joseph | Houston |
| RB Seniorise Perry | Buffalo |
| T Ty Sambrailo | Atlanta |
| Free Agents Lost | New Team |
| T Jack Conklin | Cleveland |
| WR Darius Jennings | L.A. Chargers |
| DL Austin Johnson | N.Y. Giants |
| QB Marcus Mariota | Las Vegas |
| CB Logan Ryan | New York Giants |

| WR Tajaé Sharpe | Minnesota |
|---------------------------|---|
| CB LeShaun Sims | Cincinnati |
| 2019 | |
| Free Agents Signed | Former Team |
| DL Frank Herron | New England |
| TE Ryan Hewitt | Indianapolis |
| WR Cody Hollister | New England |
| WR Adam Humphries | Tampa Bay |
| G Rodger Saffold | L.A. Rams |
| DL Brent Urban | Baltimore |
| OLB Cameron Wake | Miami |
| Free Agents Lost | New Team |
| TE Luke Stocker | Atlanta |
| G Quinton Spain | Buffalo |
| 2018 | |
| Free Agents Signed | Former Team |
| CB Malcolm Butler | New England |
| WR Michael Campanaro | Baltimore |
| LB Will Compton | Washington |
| QB Blaine Gabbert | Arizona |
| RB Dion Lewis | New England |
| S Kendrick Lewis | Baltimore |
| DL Bennie Logan | Kansas City |
| G Kevin Pamphile | Tampa Bay |
| OL Xavier Su'a-Filo | Houston |
| S Kenny Vaccaro | New Orleans |
| WR Nick Williams | Atlanta |
| Free Agents Lost | New Team |
| DB Curtis Riley | N.Y. Giants |
| QB Brandon Weeden | Houston |
| LB Avery Williamson | N.Y. Jets |
| G/C Brian Schwenke | New England |
| WR Eric Decker | New England |
| 2017 | |
| Free Agents Signed | Former Team |
| LB Daren Bates | Oakland |
| S Johnathan Cyprien | Jacksonville |
| WR Eric Decker | N.Y. Jets |
| CB Demontre Hurst | Chicago |
| OL Tim Lelito | New Orleans |
| CB Logan Ryan | New England |
| S Brynden Trawick | Oakland |
| OLB Erik Walden | Indianapolis |
| KR/WR Eric Weems | Atlanta |
| NT Sylvester Williams | Denver |
| Free Agents Lost | New Team |
| T/G Byron Bell | Dallas |
| CB Valentino Blake | N.Y. Giants |
| TE Anthony Fasano | Miami |
| C/G Brian Schwenke | Indianapolis (later re-signed in Tennessee) |
| LB Sean Spence | Indianapolis |
| G Chance Warmack | Philadelphia |
| WR Kendall Wright | Chicago |
| 2016 | |
| Free Agents Signed | Former Team |
| CB Brice McCain | Miami |
| C Ben Jones | Houston |
| QB Matt Cassel | Dallas |
| WR Rishard Matthews | Miami |
| LB Sean Spence | Pittsburgh |
| CB Valentino Blake | Pittsburgh |
| S Rashad Johnson | Arizona |
| Free Agents Lost | New Team |
| LB Zach Brown | Buffalo |
| LB Steven Johnson | Pittsburgh |
| OL Joe Looney | Dallas |
| CB Coty Sensabaugh | Los Angeles |

RECENT TITANS TRADE HISTORY

2022 TRADES

| Trade Date/Teams | Compensation | Overall | Player Selected | Note |
|--|---------------|---------------|-----------------------------|---|
| 1. March 23, 2022 | | | | |
| Tennessee Receives: | Player: | | WR Robert Woods | |
| L.A. Rams Receive: | Draft Choice: | | Round 6, 2023 | |
| 2. April 28, 2022 (Draft Day Trade) | | | | |
| Tennessee Receives: | Draft Choice: | Round 1, 2022 | #18 WR Treyton Burks | Pick originally from New Orleans |
| | Draft Choice: | Round 3, 2022 | #101 (TE Jeremy Ruckert) | Pick originally a New Orleans compensatory selection; traded to NY Jets |
| Philadelphia Receives: | Player: | | WR A.J. Brown | |
| 3. April 28, 2022 (Draft Day Trade) | | | | |
| Tennessee Receives: | Draft Choice: | Round 2, 2022 | #35 CB Roger McCreary | |
| | Draft Choice: | Round 3, 2022 | #69 OL Nicholas Petit-Frere | |
| | Draft Choice: | Round 5, 2022 | #163 WR Kyle Phillips | Pick originally from Pittsburgh |
| N.Y. Jets Receive: | Draft Choice: | Round 1, 2022 | #26 OLB Jermaine Johnson | |
| | Draft Choice: | Round 3, 2022 | #101 TE Jeremy Ruckert | Pick originally a New Orleans compensatory selection |
| 4. April 29, 2022 (Draft Day Trade) | | | | |
| Tennessee Receives: | Draft Choice: | Round 3, 2022 | #86 QB Malik Willis | |
| Las Vegas Receives: | Draft Choice: | Round 3, 2022 | #90 G Dylan Parham | |
| | Draft Choice: | Round 5, 2022 | #169 (RB Ty Chandler) | Pick traded to Minnesota |
| 5. Aug. 17, 2022 | | | | |
| Tennessee Receives: | Player: | | S Tyree Gillespie | |
| Las Vegas Receives: | Draft Choice: | | Round 7, 2024 | Conditional draft choice |
| 6. Aug. 24, 2022 | | | | |
| Tennessee Receives: | Player: | | DB Ugo Amadi | |
| | Draft Choice: | | Round 7, 2024 | |
| Philadelphia Receives: | Draft Choice: | | Round 6, 2024 | |
| 7. Aug. 29, 2022 | | | | |
| Tennessee Receives: | Player: | | OL Dennis Daley | |
| | Draft Choice: | | Round 7, 2024 | |
| Carolina Receives: | Draft Choice: | | Round 5, 2024 | |

2021 TRADES

| Trade Date/Teams | Compensation | Overall | Player Selected | Note |
|--|---------------|---------------|-------------------------|--|
| 1. March 17, 2021 | | | | |
| Tennessee Receives: | Draft Choice: | Round 7, 2021 | #232 (DT Phil Hoskins) | Pick originally from Atlanta; traded to Carolina |
| Miami Receives: | Player: | | T Isaiah Wilson | |
| | Draft Choice: | Round 7, 2022 | #247 QB Skylar Thompson | |
| 2. April 30, 2021 (Draft Day Trade) | | | | |
| Tennessee Receives: | Draft Choice: | Round 3, 2021 | #92 ILB Monty Rice | |
| | Draft Choice: | Round 4, 2021 | #135 OLB Rashad Weaver | |
| Green Bay Receives: | Draft Choice: | Round 3, 2021 | #85 WR Amari Rodgers | |
| 3. May 1, 2021 (Draft Day Trade) | | | | |
| Tennessee Receives: | Draft Choice: | Round 4, 2021 | #109 WR Dez Fitzpatrick | Pick originally from Houston |
| Carolina Receives: | Draft Choice: | Round 4, 2021 | #126 RB Chuba Hubbard | |
| | Draft Choice: | Round 5, 2021 | #166 DB Keith Taylor | |
| | Draft Choice: | Round 7, 2021 | #232 DT Phil Hoskins | Pick originally from Atlanta through Miami |
| 4. June 6, 2021 | | | | |
| Tennessee Receives: | Player: | | WR Julio Jones | |
| | Draft Choice: | | Round 6, 2023 | |
| Atlanta Receives: | Draft Choice: | Round 2, 2022 | #58 LB Troy Andersen | |
| | Draft Choice: | Round 4, 2023 | | Conditional draft choice |

2020 TRADES

| Trade Date/Teams | Compensation | Overall | Player Selected | Note |
|--------------------------|---------------|---------------|---------------------------|---|
| 1. March 19, 2020 | | | | |
| Tennessee Receives: | Draft Choice: | Round 7, 2020 | #237 (CB Thakarius Keyes) | Pick originally from New England; traded to Kansas City |
| Denver Receives: | Player: | | DT Jurrell Casey | |

RECENT TITANS TRADE HISTORY

2. April 25, 2020 (Draft Day Trade)

| | | | | | |
|-----------------------|---------------|---------------|------|--------------------|---|
| Tennessee Receives: | Draft Choice: | Round 6, 2021 | #215 | S Brady Breeze | |
| Kansas City Receives: | Draft Choice: | Round 7, 2020 | #237 | CB Thakarius Keyes | Pick originally from New England through Denver |

3. Oct. 14, 2020

| | | | | | |
|------------------------|---------------|--------------------|------|--------------------|------------------------------|
| Tennessee Receives: | Draft Choice: | Round 6, 2021 | #185 | (LB Nick Niemann) | Pick traded to L.A. Chargers |
| Jacksonville Receives: | Draft Choice: | Round 7, 2021 | #249 | (WR Ben Skowronek) | Pick traded to L.A. Rams |
| | Player: | OLB Kamalei Correa | | | |

4. Nov. 2, 2020

| | | | | | |
|------------------------|---------------|--------------------|------|-----------------|-----------------------------------|
| Tennessee Receives: | Player: | CB Desmond King II | | | |
| L.A. Chargers Receive: | Draft Choice: | Round 6, 2021 | #185 | LB Nick Niemann | Pick originally from Jacksonville |

2019 TRADES

| Trade Date/Teams | Compensation | Overall | Player Selected | Note |
|------------------|--------------|---------|-----------------|------|
|------------------|--------------|---------|-----------------|------|

1. March 15, 2019

| | | | | | |
|---------------------|---------------|-------------------|------|-------------------|---------------------------|
| Tennessee Receives: | Player: | QB Ryan Tannehill | | | |
| | Draft Choice: | Round 6, 2019 | #188 | LB David Long Jr. | |
| Miami Receives: | Draft Choice: | Round 7, 2019 | #233 | RB Chandler Cox | |
| | Draft Choice: | Round 4, 2020 | #135 | (G Kevin Dotson) | Pick traded to Pittsburgh |

2. April 27, 2019 (Draft Day Trade)

| | | | | | |
|---------------------|---------------|---------------|------|--------------------|--|
| Tennessee Receives: | Draft Choice: | Round 4, 2019 | #116 | DB Amani Hooker | Pick originally from Miami through New Orleans |
| | Draft Choice: | Round 5, 2019 | #168 | OLB D'Andre Walker | Pick originally from New Orleans |
| N.Y. Jets Receive: | Draft Choice: | Round 4, 2019 | #121 | TE Trevon Wesco | |
| | Draft Choice: | Round 5, 2019 | #157 | LB Blake Cashman | |

3. August 29, 2019

| | | | | | |
|---------------------|---------------|--------------------|------|---------------|--|
| Tennessee Receives: | Player: | OLB Reggie Gilbert | | | |
| Green Bay Receives: | Draft Choice: | Round 6, 2020 | #208 | C Jake Hanson | |

4. August 31, 2019

| | | | | | |
|---------------------|---------------|------------------|------|------------------|--|
| Tennessee Receives: | Draft Choice: | Round 7, 2020 | #224 | QB Cole McDonald | |
| Cleveland Receives: | Player: | WR Taywan Taylor | | | |

2018 TRADES

| Trade Date/Teams | Compensation | Overall | Player Selected | Note |
|------------------|--------------|---------|-----------------|------|
|------------------|--------------|---------|-----------------|------|

1. April 26, 2018 (Draft Day Trade)

| | | | | | |
|---------------------|---------------|---------------|------|---------------------|--|
| Tennessee Receives: | Draft Choice: | Round 1, 2018 | #22 | LB Rashaan Evans | Pick originally from Kansas City through Buffalo |
| | Draft Choice: | Round 6, 2018 | #215 | (C Bradley Bozeman) | Pick traded back to Baltimore |
| Baltimore Receives: | Draft Choice: | Round 1, 2018 | #25 | TE Hayden Hurst | |
| | Draft Choice: | Round 4, 2018 | #125 | (DB Avonte Maddox) | Pick traded to Philadelphia |

2. April 27, 2018 (Draft Day Trade)

| | | | | | |
|---------------------|---------------|---------------|-----|-----------------------|--------------------------|
| Tennessee Receives: | Draft Choice: | Round 2, 2018 | #41 | OLB Harold Landry III | |
| Oakland Receives: | Draft Choice: | Round 2, 2018 | #57 | DT P.J. Hall | |
| | Draft Choice: | Round 3, 2018 | #89 | (T Joseph Noteboom) | Pick traded to L.A. Rams |

3. April 28, 2018 (Draft Day Trade)

| | | | | | |
|---------------------|---------------|---------------|------|--------------------|--------------------------------|
| Tennessee Receives: | Draft Choice: | Round 5, 2018 | #152 | DB Dane Cruikshank | |
| Baltimore Receives: | Draft Choice: | Round 5, 2018 | #162 | WR Jordan Lasley | |
| | Draft Choice: | Round 6, 2018 | #215 | C Bradley Bozeman | Pick originally from Baltimore |

4. August 28, 2018

| | | | | | |
|---------------------|---------------|-------------------|------|------------------|--------------------------|
| Tennessee Receives: | Player: | LB Kamalei Correa | | | |
| Baltimore Receives: | Draft Choice: | Round 6, 2019 | #191 | (DB Marcus Epps) | Pick traded to Minnesota |

2017 TRADES

| Trade Date/Teams | Compensation | Overall | Player Selected | Note |
|------------------|--------------|---------|-----------------|------|
|------------------|--------------|---------|-----------------|------|

1. April 28, 2017 (Draft Day Trade)

| | | | | | |
|-----------------------|---------------|---------------|------|--------------------------|--|
| Tennessee Receives: | Draft Choice: | Round 3, 2017 | #72 | WR Taywan Taylor | Pick originally from Carolina |
| | Draft Choice: | Round 6, 2017 | #200 | (T Adam Bisnowaty) | Pick traded to N.Y. Giants; originally from Indianapolis |
| New England Receives: | Draft Choice: | Round 3, 2017 | #83 | DE Derek Rivers | |
| | Draft Choice: | Round 4, 2017 | #124 | (LB Jalen Reeves-Maybin) | Pick traded to Detroit |

2. April 29, 2017 (Draft Day Trade)

| | | | | | |
|------------------------|---------------|---------------|------|------------------|------------------------------|
| Tennessee Receives: | Draft Choice: | Round 5, 2017 | #155 | LB Jayon Brown | |
| Philadelphia Receives: | Draft Choice: | Round 5, 2017 | #164 | (G Isaac Asiata) | Pick traded to Miami |
| | Draft Choice: | Round 6, 2017 | #214 | DT Elijah Qualls | Pick originally from Atlanta |

RECENT TITANS TRADE HISTORY

3. April 29, 2017 (Draft Day Trade)

| | | | | | |
|----------------------|---------------|---------------|------|----------------------|---|
| Tennessee Receives: | Draft Choice: | Round 6, 2017 | #207 | (DB Brandon Wilson) | Pick traded to Cincinnati |
| | Draft Choice: | Round 7, 2017 | #241 | RB Khalfani Muhammad | |
| N.Y. Giants Receive: | Draft Choice: | Round 6, 2017 | #200 | T Adam Bisnowaty | Pick originally from Indianapolis through New England |

4. April 29, 2017 (Draft Day Trade)

| | | | | | |
|----------------------|---------------|---------------|------|-------------------|----------------------------------|
| Tennessee Receives: | Draft Choice: | Round 6, 2017 | #217 | OL Corey Levin | Compensatory pick |
| | Draft Choice: | Round 7, 2017 | #227 | OLB Josh Carraway | |
| Cincinnati Receives: | Draft Choice: | Round 6, 2017 | #207 | DB Brandon Wilson | Pick originally from N.Y. Giants |

5. Sept. 1, 2017

| | | | | | |
|-----------------------|---------------|---------------|------|--------------------|---|
| Tennessee Receives: | Player: | DE David King | | | |
| Kansas City Receives: | Draft Choice: | Round 7, 2018 | #243 | (DB Keion Crossen) | Conditional draft choice; traded to New England |

2016 TRADES

| Trade Date/Teams | Compensation | Overall | Player Selected | Note | |
|--|---------------|-------------------------|-------------------|------------------------|---|
| 1. March 9, 2016 | | | | | |
| Tennessee Receives: | Player: | | RB DeMarco Murray | | |
| | Draft Choice: | Round 4, 2016 | #113 | (LB Nick Kwiatkoski) | Pick traded from Tennessee to Los Angeles to Chicago |
| Philadelphia Receives: | Draft Choice: | Round 4, 2016 | #100 | (QB Connor Cook) | Pick traded from Philadelphia to Cleveland to Oakland |
| 2. April 14, 2016 | | | | | |
| Tennessee Receives: | Draft Choice: | Round 1, 2016 | #15 | (WR Corey Coleman) | Pick traded from Tennessee to Cleveland |
| | Draft Choice: | Round 2, 2016 | #43 | DL Austin Johnson | Pick originally from Philadelphia |
| | Draft Choice: | Round 2, 2016 | #45 | RB Derrick Henry | |
| | Draft Choice: | Round 3, 2016 | #76 | (T Shon Coleman) | Pick traded from Tennessee to Cleveland |
| | Draft Choice: | Round 1, 2017 | #5 | WR Corey Davis | |
| | Draft Choice: | Round 3, 2017 | #100 | TE Jonnu Smith | Compensatory pick |
| L.A. Rams Receive: | Draft Choice: | Round 1, 2016 | #1 | QB Jared Goff | |
| | Draft Choice: | Round 4, 2016 | #113 | (LB Nick Kwiatkoski) | Pick originally from Philadelphia; traded from Los Angeles to Chicago |
| | Draft Choice: | Round 6, 2016 | #177 | TE Temarrick Hemingway | |
| 3. April 28, 2016 (Draft Day Trade) | | | | | |
| Tennessee Receives: | Draft Choice: | Round 1, 2016 | #8 | T Jack Conklin | Pick originally from Miami through Philadelphia |
| | Draft Choice: | Round 6, 2016 | #176 | (RB Andy Janovich) | Pick traded from Tennessee to Denver |
| Cleveland Receives: | Draft Choice: | Round 1, 2016 | #15 | WR Corey Coleman | Pick originally from Los Angeles |
| | Draft Choice: | Round 3, 2016 | #76 | T Shon Coleman | Pick originally from Los Angeles |
| | Draft Choice: | Round 2, 2017 | #52 | QB DeShone Kizer | |
| 4. April 30, 2016 (Draft Day Trade) | | | | | |
| Tennessee Receives: | Draft Choice: | Round 5, 2016 | #157 | CB LeShaun Sims | Pick originally from N.Y. Jets |
| | Draft Choice: | Round 7, 2016 | #253 | CB Kalan Reed | |
| Denver Receives: | Draft Choice: | Round 6, 2016 | #176 | RB Andy Janovich | Pick originally from Cleveland |
| | Draft Choice: | Round 6, 2017 | #203 | RB De'Angelo Henderson | |
| 5. Aug. 16, 2016 | | | | | |
| Tennessee Receives: | Player: | G/T Dennis Kelly | | | |
| Philadelphia Receives: | Player: | WR Dorial Green-Beckham | | | |



Ryan Tannehill was acquired in a trade in 2019.

HEAD COACH MIKE VRABEL

[Click For Complete Online Bio](#)

[Mike Vrabel Named AP 2021 NFL Coach of the Year](#)

[Video: Watch "The Mike Vrabel Show"](#)

[Video: Watch Mike Vrabel's latest press conference](#)

[Video: Introducing Mike Vrabel's Second and Seven Foundation](#)

[Video: Igniting the Fire - Who is Mike Vrabel?](#)



Mike Vrabel was named head coach of the Titans on Jan. 20, 2018, becoming the 19th head coach in franchise history.

In his first four seasons as head coach, Vrabel led the Titans to a 43-27 overall record and three postseason appearances. He joined **Jack Pardee** and **Jerry Glanville** as the only head coaches in team annals to preside over at least three playoff squads in their initial four seasons as head coach, and he tied Pardee (43-26) for the most total wins by a head coach in his first four seasons with the organization. The Titans won back-to-back AFC South titles in 2020 and 2021, marking the first time the organization accomplished the feat since the Oilers won the first three AFL Eastern division titles from 1960 to 1962.

Vrabel Honored as NFL's Top Coach in 2021

Vrabel was named the Associated Press NFL Coach of the Year in 2021 after directing the Titans to a 12-5 record during the regular season. The Titans won the AFC South, and they claimed the top seed in the AFC playoff field for the first time since 2008. They did so despite needing to use 91 total players during the season—the most in NFL history in a non-strike year. After the final preseason roster cuts through the end of the season, the team placed 26 different players on injured reserve and 21 different players on the reserve/COVID-19 list, plus additional practice squad players that received those designations.

The 2021 Titans ranked second in rushing defense (84.6 yards allowed per game), 12th in total defense (329.8), sixth on third down (36.7 percent), sixth in scoring defense (20.8 points per game) and ninth in sacks (43). Offensively, the Titans finished fifth in rushing (141.4 yards per game) despite missing **Derrick Henry** for nine games due to injury. The offense

MIKE VRABEL AT A GLANCE

- Year as Titans head coach: **5**
- Year as NFL head coach: **5**
- Regular season record: **48-32**
- Postseason record: **2-3**
- Overall record: **50-35**
- Regular season home record: **25-15**
- Regular season road record: **23-17**
- vs. Cowboys: **1-0**
- At home vs. Cowboys: **0-0**
- On the road vs. Cowboys: **1-0**
- vs. Mike McCarthy: **0-0**

Mike Vrabel's Career Coaching Ledger:

| Years | Team | Position |
|---------|-----------------------|-----------------------|
| 2018-22 | Tennessee Titans | Head Coach |
| 2017 | Houston Texans | Defensive Coordinator |
| 2014-16 | Houston Texans | Linebackers Coach |
| 2012-13 | Ohio State University | Defensive Line Coach |
| 2011 | Ohio State University | Linebackers Coach |

Mike Vrabel's Career Playing Ledger:

| Years | Team | Position |
|---------|----------------------|------------|
| 2009-10 | Kansas City Chiefs | Linebacker |
| 2001-08 | New England Patriots | Linebacker |
| 1997-00 | Pittsburgh Steelers | Linebacker |

also ranked eighth on third down (43.6 percent), fifth in the red zone (63.9 percent) and first in goal-to-go efficiency (87.5 percent).

Situationally, Vrabel's teams fared well among the NFL leaders in his first four seasons as head coach. From 2018 to 2021, their .909 winning percentage (40-4) in regular season games in which they had a fourth-quarter lead ranked second in the NFL behind the New Orleans Saints (.939). In the same time period, the Titans had a .714 winning percentage in three-point games (15-6), which led the league. Vrabel's team was 5-1 in overtime games from 2018 through 2021, tying the Saints (5-1) for the most overtime wins.

From 2018 to 2021, the Titans had the NFL's second-best rushing offense, averaging 143.7 rushing yards per game. Only the Baltimore Ravens were better (173.6). On the other side of the ball, the Titans ranked seventh in rushing defense, allowing 106.2 rushing yards per contest. Also from 2018 to 2021, the Titans tied for eighth in scoring defense (22.0 opponent points per game) and tied for the eighth-best turnover margin (+13). The Titans were called for 370 penalties from 2018 through 2021, which was the sixth-fewest total in the NFL.

Titans Take the AFC South in Year 3 Under Vrabel

The Titans won the 2020 AFC South title with an 11-5 record in the regular season, claiming their best record and first division title since going 13-3 in 2008. They finished with a 5-1 record within the division and a 6-2 mark in road games, all while navigating the challenges of the COVID-19 pandemic.

The Titans led the NFL in 2020 with a plus-11 turnover differential. Their 23 takeaways ranked seventh in the NFL, while their 12 turnovers were the second-fewest in the league in 2020 and tied for the ninth-lowest number since the NFL went to a 16-game schedule in 1978.

In 2020, the Titans tied for second place in total offense (396.4 yards per game) and ranked fourth in scoring offense (30.7 points per game). They became the first team in NFL history to generate at least 2,500 rushing yards (2,690) and 3,500 net passing yards (3,653) while surrendering 25 or fewer sacks (25). Their 6,343 total yards and 381 first downs established franchise records, while their 491 points amounted to the organization's second-best total.

The 2020 Titans joined the 1997 Detroit Lions as the only teams in NFL history to feature a 2,000-yard rusher, a 3,000-yard passer and a 1,000-yard receiver. Henry led the NFL in rushing for the second consecutive season, and his 2,027 rushing yards gave him the fifth-best total in league history. Meanwhile, **Ryan Tannehill** passed for 3,819 yards, and his 106.5 passer rating was the fifth-best number in the NFL. **A.J. Brown** was named to the Pro Bowl after recording his second consecutive 1,000-yard season (1,075) and tying for fifth place in the NFL with 11 touchdown catches.

Titans to AFC Championship Game in Vrabel's Second Season

In 2019, Vrabel became the first head coach in the organization's history to win multiple playoff games within his first two seasons. The Titans won a pair of road games—at New England in the wild card round and at Baltimore in the divisional round—to advance to the 2019 AFC championship game, falling at Kansas City to the eventual Super Bowl champion Chiefs.

The Titans began the 2019 campaign with two wins in their first six games but rallied to win seven of their final 10 games in the regular season. From the time the NFL went to its current playoff format in 1990 through 2019, 345 teams went 2-4 or worse in their first six games of a season. From that group, the Titans became only the third team to advance to a conference championship game, joining the 2002 Titans (2-4) and the 1996 Jacksonville Jaguars (2-4).

The 2019 Titans ranked in the NFL's top 10 in scoring margin (eighth, +71), turnover margin (sixth, +6), offensive yards per play (fourth, 6.12), rushing offense (third, 138.9 yards per game), red zone efficiency (first, 75.6 percent), total touchdowns (tied for third, 54) and third-down defense (eighth, 36.3 percent).

In his first season as head coach, Vrabel directed the Titans to a 9-7 record. His nine wins tied for the fourth-highest total in franchise history by a first-year head coach.

With only 82 penalties enforced against the Titans in 2018, Vrabel's team led the NFL and set a franchise record (16-game season) for fewest penalties in a season. The 2018 Titans also placed third in points allowed (18.9 per game), eighth in total defense (333.4 yards per game), sixth in passing defense (216.9), second in red zone defense (44.7 percent

TITANS COACHING STAFF

- Mike Vrabel **Head Coach**
- Craig Aukerman **Special Teams**
- Brian Bell **Sports Performance Coordinator**
- Chase Blackburn **Assistant Special Teams**
- Scott Booker **Safeties**
- Shane Bowen..... **Defensive Coordinator**
- Kylan Butler..... **Offensive Assistant**
- Keith Carter..... **Offensive Line**
- Ryan Crow **Outside Linebackers**
- Tony Dews **Running Backs**
- Todd Downing **Offensive Coordinator**
- Erik Frazier..... **Offensive Skill Assistant**
- Jason Houghtaling... **Offensive Line Assistant**
- Tim Kelly..... **Passing Game Coordinator**
- Bobby King..... **Inside Linebackers**
- Zak Kuhr **Inside Linebackers Assistant**
- Clinton McMillan..... **Defensive Line Assistant**
- Anthony Midget..... **Secondary**
- Rob Moore..... **Wide Receivers**
- Pat O'Hara **Quarterbacks**
- Frank Piraino..... **Director, Sports Performance**
- Tyler Rouse **Sports Performance Assistant**
- Jim Schwartz..... **Senior Defensive Assistant**
- Luke Steckel **Tight Ends**
- John Streicher..... **Football Development Coordinator**
- Mike Sullivan..... **Assistant Offensive Line**
- Terrell Williams..... **Defensive Line**

touchdown rate) and seventh in rushing offense (126.4) in the league rankings.

Background as a Player and Coach

Vrabel arrived in Tennessee with 18 years of NFL experience, including four seasons as a coach and 14 seasons as a player. His distinguished playing career included three Super Bowl wins (2001, 2003 and 2004), one Pro Bowl selection (2007) and an All-Pro honor (2007). Vrabel played in 206 NFL games and totaled 57 sacks, 496 tackles, 11 interceptions, 20 forced fumbles, nine fumble recoveries and 10 touchdown receptions. Additionally, his teams advanced to the playoffs eight times (20 postseason games), with Vrabel recording eight postseason sacks and two postseason touchdown receptions.

Vrabel joined the Titans after four seasons with the Houston Texans, spending the first three seasons (2014-16) coaching linebackers and one year (2017) as the team's defensive coordinator. During his time in Houston, the Texans built one of the best defenses in the NFL and experienced tremendous success as a team – earning two division titles (2015, 2016).

Between 2014-16, the Texans defense ranked third in the NFL in yards allowed per game (319.9) and net passing yards (218.4). Houston also ranked first in third-down defense (33.6), fourth in opponent completion percentage (59.5) and sixth in points allowed per game (19.8). The 2016 defense ranked number one in the NFL, for the first time in franchise history, in yards allowed (301.3).

In 2017, his first year as a defensive coordinator, the Texans finished the campaign with 19 players on injured reserve. Despite the injuries, Vrabel led the defense to the fifth-best third-down percentage in the NFL and a franchise-record 3.97 yards per carry by opponents. Houston also had 18 different players record at least half a sack last year and 26 players tally at least one tackle for loss.

Vrabel spent his career playing and coaching with accomplished leaders, including **Bill Belichick**, **Bill Cowher**, **Romeo Crennel**, **Urban Meyer**, **Bill O'Brien** and **Todd Haley**.

As the Texans linebackers coach from 2014-16, Vrabel developed several players into top-notch performers, including **Jadeveon Clowney** (Pro Bowl, 2016), **Whitney Mercilus**, **Benardrick McKinney** (second-team All-Pro, 2016) and **Brian Cushing**. The 2015 Texans defense had the top third-down defense in the NFL (28.5 percent), which was the lowest percentage in franchise history and the lowest by any NFL team since the 2003 Titans (27.7 percent). The 2015 defense also set a franchise mark for

sacks in a season with 45 - 22.5 coming from Vrabel's linebacking corps.

Prior to joining the NFL coaching ranks, Vrabel transitioned immediately from an NFL player to college coach. He started as the linebacker coach at Ohio State in 2011 and coached the defensive line from 2012-2013. The 2012 Buckeyes finished the season undefeated at 12-0. He also was named Big Ten Recruiter of the Year by ESPN.com in 2012.

Vrabel was selected by the Pittsburgh Steelers in the third round (91st overall) of the 1997 NFL Draft, after his playing career at Ohio State, where he earned All-America honors and Big Ten Conference Defensive Lineman of the Year in both 1995 and 1996.

A native of Akron, Ohio, Vrabel attended Walsh Jesuit High School. He and his wife, Jennifer, have two sons: Tyler and Carter.

MOST WINS IN FIRST FOUR SEASONS

When the Titans defeated the Houston Texans on Jan. 9, 2022, **Mike Vrabel** won his 43rd game, including postseason, since taking over as Titans head coach in 2018. In doing so, he tied **Jack Pardee** for the most total wins by a head coach in his first four seasons with the organization. In Pardee's first four seasons as head coach from 1990 through 1993, the Oilers were 43-26, including playoffs.

Vrabel, Pardee and **Jerry Glanville** (1986-1989) are the only head coaches in team annals to preside over at least three playoff squads in their initial four seasons. All three of Pardee's first four teams made the postseason, while Glanville's Oilers advanced to the postseason in his second, third and fourth years.

Of all Titans/Oilers head coaches with at least four seasons with the franchise, Vrabel's career winning percentage ranks the highest.

Most total wins in Titans/Oilers history in a head coach's first four seasons, including playoffs*:

| Coach | Seasons | Playoff Berths | | | | Pct |
|------------------------|------------------|----------------|-----------|-----------|----------|-------------|
| | | Season 1-4 | W | L | T | |
| 1. Jack Pardee | 1990-1993 | 4 | 43 | 26 | 0 | .623 |
| Mike Vrabel | 2018-2021 | 3 | 43 | 27 | 0 | .614 |
| 3. O.A. "Bum" Phillips | 1975-1978 | 1 | 35 | 26 | 0 | .574 |
| Jerry Glanville | 1986-1989* | 3 | 35 | 33 | 0 | .515 |
| 5. Jeff Fisher | 1995-1998* | 0 | 31 | 33 | 0 | .484 |
| 6. Wally Lemm | 1966-1969* | 2 | 25 | 30 | 3 | .457 |
| 7. Mike Munchak | 2011-2013 | 0 | 22 | 26 | 0 | .458 |
| 8. Mike Mularkey | 2016-2017* | 1 | 19 | 15 | 0 | .559 |
| 9. Frank "Pop" Ivy | 1962-1963 | 1 | 17 | 12 | 0 | .586 |
| 10. Lou Rymkus | 1960-1961 | 1 | 12 | 7 | 1 | .625 |

* Does not include interim seasons

Note: Munchak, Mularkey, Ivy and Rymkus coached fewer than four seasons

When Vrabel was hired in 2018, he joined six other head coaches who joined (or rejoined) their respective clubs in the same offseason: **Jon Gruden** (Oakland/Las Vegas Raiders), **Matt Nagy** (Chicago Bears), **Matt Patricia** (Detroit Lions), **Frank Reich** (Indianapolis Colts), **Pat Shurmur** (New York Giants) and **Steve Wilks** (Arizona Cardinals). Of those seven coaches, Vrabel had the most wins from 2018 to 2021.

Vrabel, Reich and Nagy each led their respective teams to the playoffs twice in their first three seasons, while Vrabel was the only one from the group to go to the playoffs a third time in that span.

Most total wins from 2018 to 2021 by head coaches hired during the 2018 offseason (through 2021):

| Coach | Team | Wins | Losses | Ties | Pct. | Playoff |
|-----------------------|------------------|-----------|-----------|----------|-------------|-------------|
| | | | | | | Appearances |
| 1. Mike Vrabel | Tennessee | 43 | 27 | 0 | .614 | 3 |
| 2. Frank Reich | Indianapolis | 38 | 30 | 0 | .559 | 2 |
| 3. Matt Nagy | Chicago | 34 | 33 | 0 | .507 | 2 |
| 4. Jon Gruden | Las Vegas | 22 | 31 | 0 | .415 | 0 |
| 5. Matt Patricia | Detroit | 13 | 29 | 1 | .314 | 0 |
| 6. Pat Shurmur | N.Y. Giants | 9 | 23 | 0 | .281 | 0 |
| 7. Steve Wilks | Arizona | 3 | 13 | 0 | .188 | 0 |

TITANS TO PLAYOFFS IN YEAR 2 UNDER VRABEL

In 2019, Titans head coach **Mike Vrabel** became the franchise's sixth head coach in franchise annals to have the team in the playoffs within his first two full seasons.

Vrabel was the fourth head coach in Titans/Oilers history to win at least one playoff game in his first two full seasons, joining **Mike Mularkey** (2017 playoff victory), **Jack Pardee** (1991) and **Lou Rymkus** (1960 and 1961). He became the first head coach in the team's history to win multiple playoff games within his first two seasons.

Titans/Oilers head coaches in the playoffs within their first two full seasons:

| Head Coach | 1st Full Season as Head Coach | Postseason Berths in 1st 2 Seasons | Playoff Wins in 1st 2 Seasons |
|--------------------|-------------------------------|------------------------------------|-------------------------------|
| Mike Vrabel | 2018 | 2019 (Year 2) | 2 |
| Mike Mularkey | 2016* | 2017 (Year 2) | 1 |
| Jack Pardee | 1990 | 1990, 1991 (Years 1 & 2) | 1 |
| Wally Lemm | 1966* | 1967 (Year 2) | 0 |
| Frank "Pop" Ivy | 1962 | 1962 (Year 1) | 0 |
| Lou Rymkus | 1960 | 1960 (Year 1) | 1 |

* Mularkey served as interim head coach for the final nine games of the 2015 season. Lemm was the head coach for the 1961 AFL Champion Oilers after taking over as head coach for the final nine games of the season. He left the team following the season and returned in 1966.

TITANS/OILERS HEAD COACH HISTORY

| COACH | YEARS | WON | LOST | TIED | PCT. |
|---------------------|----------------|-----------|-----------|----------|-------------|
| Lou Rymkus | 1960-61 | 12 | 7 | 1 | .625 |
| Wally Lemm | 1961, 1966-70 | 38 | 40 | 4 | .487 |
| Frank "Pop" Ivy | 1962-63 | 17 | 12 | 0 | .586 |
| Sammy Baugh | 1964 | 4 | 10 | 0 | .285 |
| Hugh "Bones" Taylor | 1965 | 4 | 10 | 0 | .285 |
| Ed Hughes | 1971 | 4 | 9 | 1 | .321 |
| Bill Peterson | 1972-73 | 1 | 18 | 0 | .052 |
| Sid Gillman | 1973-74 | 8 | 15 | 0 | .347 |
| O.A. "Bum" Phillips | 1975-80 | 59 | 38 | 0 | .608 |
| Ed Biles | 1981-83 | 8 | 23 | 0 | .258 |
| Chuck Studley | 1983 | 2 | 8 | 0 | .200 |
| Hugh Campbell | 1984-85 | 8 | 22 | 0 | .266 |
| Jerry Glanville | 1985-89 | 35 | 35 | 0 | .500 |
| Jack Pardee | 1990-94 | 44 | 35 | 0 | .556 |
| Jeff Fisher | 1994-2010 | 147 | 126 | 0 | .538 |
| Mike Munchak | 2011-13 | 22 | 26 | 0 | .458 |
| Ken Whisenhunt | 2014-15 | 3 | 20 | 0 | .130 |
| Mike Mularkey | 2015-17 | 21 | 22 | 0 | .488 |
| Mike Vrabel | 2018-22 | 50 | 35 | 0 | .588 |


Records include postseason



TITANS ASSISTANT COACHES

SHANE BOWEN DEFENSIVE COORDINATOR

[Click For Complete Online Bio](#)



- Bowen was promoted to defensive coordinator in 2021 after spending his first three seasons with the Titans as outside linebackers coach.
- In 2021, the Titans ranked second in rushing defense (84.6), 12th in total defense (329.8 per game), sixth on third down (36.7 percent) and sixth in scoring defense (20.8 points per game). They tied for ninth in sacks (43), while outside linebacker Harold Landry III (12 sacks) and defensive linemen Denico Autry (nine sacks) and Jeffery Simmons (8.5) made the Titans the only NFL team in 2021 to have three players with at least eight sacks. Landry, Simmons and safety Kevin Byard were all named to the Pro Bowl, with Byard adding first-team All-Pro honors.
- In 2020, he added defensive play-caller to his responsibilities as outside linebackers coach. The Titans defense ranked seventh in the NFL with 23 takeaways, which tied for the most by a Titans defense since 2013 (25). The Titans also tallied 15 interceptions, which ranked seventh in the NFL and the most by the Titans since 2012 (19).
- Bowen joined the Titans in 2018 after spending two seasons (2016-17) as a defensive assistant for the Houston Texans. He arrived with nine years of coaching experience.
- In 2016, Bowen was part of a Texans staff that produced the NFL's number one defense (yards allowed) for the first time in franchise history. In 2017, the defense ranked fifth in third-down defense and set a franchise record for yards per carry by opponents (3.97).
- He also served at Kennesaw State as linebackers coach (2013-15), at Ohio State as a defensive graduate assistant (2012). He began his coaching career as an assistant at Georgia Tech (2009-11).
- A native of Pickerington, Ohio, Bowen was a three-year letter winner at Georgia Tech as an outside linebacker.

TODD DOWNING OFFENSIVE COORDINATOR

[Click For Complete Online Bio](#)



- Downing was promoted to offensive coordinator in 2021 after initially joining the Titans in 2019 as tight ends coach. He came to the team with 18 years of previous NFL coaching experience.
- In 2021, the Titans offense ranked fifth in rushing (141.4 yards per game) despite missing Derrick Henry for nine games due to injury. The offense also ranked eighth on third down (43.6 percent), fifth in the red zone (63.9 percent) and first in goal-to-go efficiency (87.5 percent). Injuries led to the Titans tying for the league high with 39 total players used on offense. They had 25 offensive players with at least one scrimmage touch, which tied for the league's third-highest total.
- From 2019 to 2020, the Titans tight ends' 21 touchdowns tied for the third-highest total in the NFL among tight end groups. Over those two seasons the Titans tight ends also produced the league's seventh-best receiving yardage total (1,915) and tied for the eighth-best reception total (170).
- Among their peers in 2020, the Titans tight end corps ranked second in total touchdowns (14), third in touchdown receptions (12), sixth in receptions (94) and ninth in receiving yards (967). Jonnu Smith tied the franchise single-season record for tight ends with eight touchdown catches, which also tied for third place in the NFL in 2020.
- In his first season with the Titans (2019), Downing helped Smith set then-career highs in receptions (35) and yards (439), while Anthony Firkser (15 games) and MyCole Pruitt (10 starts) emerged as steady contributors.
- He spent 2018 as the tight ends coach for the Minnesota Vikings, helping Pro Bowl tight end Kyle Rudolph post the second-highest reception (64) and yardage totals (634) of his career.
- Downing spent three seasons (2015-17) with the Oakland Raiders, first as quarterbacks coach and then one season as offensive coordinator. In each of his three seasons with the Raiders, quarterback Derek Carr earned a Pro Bowl invitation.
- Downing coached the quarterbacks for one season (2014) in Buffalo and spent five seasons (2009-13) with the Detroit Lions. He originally joined the Lions as an offensive quality control coach and worked his way up to

TITANS ASSISTANT COACHES

quarterbacks coach for the final three seasons.

- Downing began his NFL coaching career with the Minnesota Vikings (2001-05) and then the St. Louis Rams (2006-08).
- The Minneapolis, Minn., native attended the University of Minnesota.

CRAIG AUKERMAN SPECIAL TEAMS

[Click For Complete Online Bio](#)


- Aukerman was promoted to special teams coach in 2018. He joined the Titans in January 2017 as the assistant special teams coach.
- In 2021, kicker Randy Bullock finished ninth in franchise history with 120 points in a single season, while Brett Kern had the league's third-best ratio of punts inside the 20 to touchbacks (18:1). Chester Rogers ranked fifth in the NFL with a 9.8-yard punt return average, the best by a Titans player since 2012 (13.2 by Darius Reynaud). The kickoff coverage unit ranked eighth in the league (20.3-yard average).
- In 2020, Titans punter Brett Kern's 59.5 percent (22 of 37) of punts placed inside the 20 was the best of any player with at least 30 punts in a season since 1991.
- In 2019, the Titans finished fourth in the NFL in net punting and tied for the NFL lead with four total blocked kicks. Brett Kern was named to his third consecutive Pro Bowl.
- The 2018 Titans set the NFL kickoff return average record (32.0).
- Prior to his arrival in Tennessee, he gained 17 years of coaching experience, including 10 seasons on the college level and seven years in the NFL.
- He spent four seasons (2013-16) with the San Diego Chargers working with their special teams, first as an assistant special teams coach (2013-15) and then as the special teams coordinator (2016).
- He also spent time in the NFL on the coaching staffs with the Jacksonville Jaguars (2011-12) and Denver Broncos (2010).
- In the college ranks, he coached at Findlay (2000), Miami (Ohio) (2001-02, 2005-08), Western Kentucky (2003-04), and Kent State (2009).
- Aukerman was a two-time NAIA All-American at the University of Findlay (Ohio), where he played defensive back and wide receiver from 1995-98.



BRIAN BELL SPORTS PERFORMANCE COORDINATOR

[Click For Complete Online Bio](#)

- Bell joined the Titans in 2018 after spending three seasons with the Houston Texans as assistant strength and conditioning coach. He was a member of back-to-back AFC South Division Championships in his first two campaigns in Houston.
- Bell was an assistant strength and conditioning coach at Penn State from 2012-13 and the head football strength and conditioning coach at his high school alma mater, DeMatha Catholic, in Hyattsville, Md., from 2011-12.
- Bell was a tight end and fullback at Kent State from 2002-06. In 2007, Bell signed with the Washington Commanders as an undrafted free agent and served on the team's practice squad.



CHASE BLACKBURN ASSISTANT SPECIAL TEAMS

[Click For Complete Online Bio](#)

- Blackburn joined the Titans in 2022 after six seasons on the Carolina Panthers staff, including four years (2018-21) as special teams coordinator.
- Under Blackburn in 2021, the Panthers ranked eighth in punt return coverage (7.4 yards per opponent return) and eighth in field goal percentage (89.7).
- In 2020, Carolina posted the NFL's seventh-ranked kickoff return average (25.3) and placed seventh in kickoff return average allowed (20.6).
- Panthers rookie kicker Joey Slye set a franchise record in 2019 by connecting on an NFL-best eight field goals of 50 yards or longer.
- In 2018, the Panthers ranked sixth in the league in field goal accuracy (19-of-21) and fifth in the NFL in average starting field position (27.1).
- Graham Gano earned his first Pro Bowl selection in 2017 after setting a franchise record with an NFL-leading 96.7 field goal percentage (29



of 30).

- Blackburn made his coaching debut in 2016 after serving as a coaching intern with the Panthers during the 2016 offseason.
- As a player, Blackburn played 10 NFL seasons for the New York Giants (2005-12) and Panthers (2013-14). His career totals included 265 tackles, 4.5 sacks and four interceptions in 132 games (45 starts). As a special teams player, he tallied 123 career tackles, two forced fumbles and three fumble recoveries.
- Originally signed as an undrafted rookie free agent by the Giants in 2005, Blackburn led the team in special teams tackles for six consecutive years from 2005 to 2010. In 2008, he was named a Pro Bowl alternate as a cover specialist, and he earned two Super Bowl rings with the Giants (XLII and XLVI).
- The Marysville, Ohio, native was a three-year starter at linebacker and defensive end for Akron.

SCOTT BOOKER SAFETIES

[Click For Complete Online Bio](#)


- Booker joined the Titans in 2018 after spending 15 seasons in the college coaching ranks. After two seasons as a defensive assistant, he was promoted to safeties coach in 2020.
- In 2021, Booker helped Kevin Byard earn first-team All-Pro and Pro Bowl honors. Byard became the franchise's first player to lead the team in tackles (88) and interceptions (five) in the same season since the team began tracking individual tackle statistics in 1974. Byard's 13 passes defended led all NFL safeties. Meanwhile, Amani Hooker was a full-time starter for the first time in his career and totaled a career-best 62 tackles.
- In 2020, the Titans defense ranked seventh in the NFL with 15 interceptions, which was most by the Titans since 2012. Safety Kevin Byard led the defense and set a career high with 111 tackles.
- He spent the 2017 season as the safeties coach/special teams coordinator at Nebraska.
- Previously, Booker spent seven years (2010-16) at Notre Dame, as a tight ends/special teams coordinator (2012-16) and offensive intern (2010-11). He coached the secondary at Western Kentucky for one season (2009).
- Booker began his coaching career at his alma mater Kent State as a graduate assistant (2003-04) and secondary coach (2005-08).
- The Pittsburgh, Pa., native played collegiately at Kent State.



KYLAN BUTLER OFFENSIVE ASSISTANT

[Click For Complete Online Bio](#)

- Butler joined the Titans for 2021 as part of the The NFL Bill Walsh Diversity Coaching Fellowship after seven years coaching at the collegiate level.
- Before arriving in Tennessee, he spent two seasons coaching wide receivers at Morehead State University. He also served as co-special teams coordinator in 2019 and was promoted to associate head coach for 2020-21. After the fall 2020 season was postponed due to the COVID-19 pandemic, Butler helped coach the team in its games during the spring of 2021.
- He spent two years at Glenville (W.Va.) State College, first as running backs coach in 2017 and then as offensive coordinator/wide receivers coach in 2018.
- Butler began his coaching career in 2014 at his alma mater, the University of Arizona, and spent three total seasons as an offensive graduate assistant.
- A native of Antioch, Calif., he appeared in 35 career games as a running back and on special teams for the Arizona Wildcats.



TITANS ASSISTANT COACHES

KEITH CARTER OFFENSIVE LINE

[Click For Complete Online Bio](#)

- Carter joined the Titans in 2018 with 13 years of prior coaching experience, including five seasons in the NFL.
- In 2021, injuries forced the Titans use seven different starting offensive line combinations, including five different starters at left tackle. However, the offense managed to finish fifth in rushing, averaging 141.4 rushing yards per game. Left guard Rodger Saffold III was named to his first career Pro Bowl.
- In 2020, while using three different starting left tackles, the Titans had the NFL's second-ranked rushing offense (168.1 yards per game), and the unit's 25 sacks allowed was the sixth-best finish in the league. Derrick Henry (2,027 rushing yards) led the NFL in rushing for the second consecutive season and recorded the fifth-highest single-season rushing total in NFL history.
- In 2019, the Titans finished third in the NFL in rushing offense with Henry leading the league in rushing yards (1,540). Rookie Nate Davis started 15 consecutive games (including playoffs) at right guard.
- Prior to arriving in Tennessee, he spent three seasons with the Atlanta Falcons as running backs coach (2017) and assistant offensive line coach (2015-16). The 2016 Falcons offensive line protected NFL MVP Matt Ryan and paved the way for the NFL's fifth-best rushing attack while also winning the NFC Championship.
- He tallied two seasons as the offensive quality control coach for the Seattle Seahawks (2012-13).
- In the college ranks, Carter has experience as the offensive line/run game coach at San Jose State (2014), tight ends (2009) and offensive line coach (2010-11) at the University of San Diego, offensive line coach at University of the Redlands (2007-08), tight ends coach at Wagner College (2006) and as an undergraduate assistant at UCLA (2005).
- The Downingtown, Pa., native was a tight end, H-back and fullback at UCLA.



RYAN CROW OUTSIDE LINEBACKERS

[Click For Complete Online Bio](#)

- Crow was promoted to outside linebackers coach in 2021 after initially joining the Titans in 2018. He arrived with seven previous seasons of coaching experience in the college ranks.
- In 2021, Titans outside linebackers accounted for 19 total sacks, including 12 sacks by Harold Landry III, who led the team, set a career high and ranked 10th in the NFL. Landry was named to his first career Pro Bowl.
- After serving as a defensive assistant for his first two seasons with the Titans, his title was changed to assistant special teams coach in 2020.
- Crow served as a graduate assistant at Ohio State (2017) and worked primarily with linebackers.
- Crow spent three seasons at Baldwin Wallace University as offensive coordinator/offensive line coach (2015-16) and offensive line coach (2014). He also spent three seasons at Purdue as a graduate assistant working with the offensive line (2012-13) and one season as assistant strength coach (2011).
- A native of Findlay, Ohio, Crow played linebacker at Bowling Green and earned a scholarship after initially walking on.



TONY DEWS RUNNING BACKS

[Click For Complete Online Bio](#)

- Dewes joined the Titans in 2018 with 20 previous years of coaching in the college ranks.
- In 2021, the Titans were fifth in rushing offense, averaging 141.4 rushing yards per game. Derrick Henry ranked ninth in the NFL with 937 rushing yards despite missing nine games. With Henry out, D'Onta Foreman (566 rushing yards) and Dontrell Hilliard (350) each set career highs in rushing yards.
- In 2020, the Titans had the NFL's second-ranked rushing offense (168.1 yards per game). Derrick Henry led the NFL in rushing for the second consecutive season and produced the eighth 2,000-yard rushing season in league history. Henry's 2,027 rushing yards ranked fifth in NFL history.



- In 2019, the Titans finished third in the NFL in rushing offense with Henry leading the league with 1,540 rushing yards.
- In 2018, the Titans finished with the NFL's seventh-ranked rushing offense, as Henry ranked second in the AFC with 1,059 rushing yards.
- Prior to his arrival in Tennessee, Dewes coached running backs at West Virginia in 2017.
- Dewes had stints coaching wide receivers at Arizona (2012-16), tight ends at Pittsburgh (2011), wide receivers at Michigan (2008-10), wide receivers at West Virginia (2007), linebackers at UNLV (2006), special teams (2005) and tackles/tight ends (2004) at Central Michigan, defensive line at Holy Cross (2002), offensive line at California (Pa.) and defensive line at Millersville (1998). He was a graduate assistant at West Virginia from 1999-2001.
- A native of Clifton, Va., Dewes played tight end at Liberty University, where he was the team's leading receiver in both of his final two seasons.

ERIK FRAZIER OFFENSIVE SKILL ASSISTANT

[Click For Complete Online Bio](#)


- Frazier joined the Titans in 2021 after two seasons as wide receivers coach/pass game coordinator at Montana State.
- In 2021, Frazier contributed to an offense that ranked fifth in rushing (141.4 yards per game) eighth on third down (43.6 percent), fifth in the red zone (63.9 percent) and first in goal-to-go efficiency (87.5 percent).
- Served as the Bill Walsh Minority Intern with the New York Giants (2019), Minnesota Vikings (2018) and Kansas City Chiefs (2017).
- Also had previous stints coaching at Delaware Valley (wide receivers, 2014; wide receivers/quarterbacks, 2015), Dayton (wide receivers, 2016), Northwestern (graduate assistant, 2017) and Western Illinois (wide receivers, 2018).
- A native of Philadelphia, Pa., he earned Division II All-America honors in 2011 as a wide receiver at Kutztown University.



JASON HOUGHTALING OFFENSIVE LINE ASSISTANT

[Click For Complete Online Bio](#)

- Houghtaling (pronounced (HO-tail-ing)) joined the Titans in 2021. He spent 2020 as offensive line coach with Colgate.
- In 2021, injuries forced the Titans to use seven different starting offensive line combinations, including five different starters at left tackle. However, the offense managed to finish fifth in rushing, averaging 141.4 rushing yards per game. Left guard Rodger Saffold III was named to his first career Pro Bowl.
- Houghtaling spent 12 total seasons over three stints at Wagner College (2006-09, 2011-12, 2014-19), including serving as head coach for the Seahawks from 2015 to 2019.
- He also served as head coach at Hudson Valley Community College in 2010 and as the offensive coordinator at Cornell in 2013.
- A native of Windsor, N.Y., he attended Lafayette College and played defensive line before injuries ended his career. He graduated from the University of Binghamton.



TITANS ASSISTANT COACHES

TIM KELLY

PASSING GAME COORDINATOR

[Click For Complete Online Bio](#)

- Kelly joined the Titans in 2022 after three seasons as the offensive coordinator for the Houston Texans.
- Kelly arrived in Tennessee with eight years of NFL experience, all with the Texans. He initially joined the Texans as an offensive quality control coach in 2014 and then was named offensive quality control/assistant offensive line coach in 2016. He was promoted to tight ends coach in 2017 and then elevated to offensive coordinator in 2019.
- In 2021, he guided quarterback Davis Mills to the second-best passer rating (88.8) among all rookie quarterbacks.
- In 2020, he directed an offense that ranked fourth in passing yards and 13th overall. Quarterback Deshaun Watson led the NFL with a career-best 4,823 passing yards, while also setting career marks in passing touchdowns (33), passer rating (112.7) and lowest interception total (seven).
- In 2019, his first season as offensive coordinator, Kelly's offense featured a 3,500-yard passer (Watson), a 1,000-yard receiver (DeAndre Hopkins) and a 1,000-yard rusher (Carlos Hyde).
- Kelly also has six years of college coaching experience with stops at Penn State (2012-13), Ball State (2011), Minnesota State-Moorhead (2010) and Illinois Wesleyan (2008-09).
- As a college player, Kelly played 48 games at defensive tackle and served as a team captain for Eastern Illinois.



BOBBY KING

INSIDE LINEBACKERS

[Click For Complete Online Bio](#)

- King joined the Titans in 2022 after spending the previous five seasons with the Houston Texans.
- King arrived in Tennessee with 12 years of NFL coaching experience, including eight total seasons with the Houston Texans (2017-21, 2011-13). He coached the defensive line in 2021 after leading the inside linebackers from 2017 to 2020.
- In 2020, linebacker Zach Cunningham led the NFL with a career-high 163 tackles on the season.
- In 2018, linebacker Benardrick McKinney earned Pro Bowl honors after posting 105 stops, seven passes defended, five tackles for loss, 1.5 sacks, a forced fumble and an interception. The Texans 2018 defense led the league in opponent average rushing yards per carry (3.44) and ranked third in rushing yards allowed (1,323).
- Before returning to the Texans in 2017, King spent three seasons (2014-16) with the San Diego Chargers as assistant linebackers coach. His first stint in Houston was as assistant linebackers coach (2012-13) and defensive assistant (2011). He entered the NFL as defensive quality control/assistant linebackers coach for Dallas in 2010.
- King spent seven seasons in the college game with stops at West Texas A&M (2008-09, 2005), Baylor (2006-07) and his alma mater, Texas-El Paso (2002-03), where he previously was a two-year starter on the defensive line.



ZAK KUHR

INSIDE LINEBACKERS ASSISTANT

[Click For Complete Online Bio](#)

- Kuhr joined the Titans in 2020 after a season as offensive analyst at the University of Texas in 2019.
- In 2021, the rotation at inside linebacker included Rashaan Evans, Jayon Brown, David Long Jr. and Zach Cunningham. The quartet accounted for 212 total tackles and five interceptions, including Long's career highs of 75 tackles and two interceptions.
- He spent two seasons at Texas State. In addition to coaching running backs for the Bobcats from 2017-18, he was the co-offensive coordinator in 2017 and the offensive coordinator/assistant head coach in 2018.
- He coached running backs at Rutgers in 2016.
- Following the 2013 season as a graduate assistant at Old Dominion, he spent two years at James Madison, where he coached running backs in



2014 and added co-offensive coordinator to his title in 2015.


- He interned under Urban Meyer at Ohio State from 2011 to 2012 after a two-year stint as a special teams coordinator at Edward Waters College.
- A native of Jacksonville, Fla., he attended the University of Florida.

CLINTON McMILLAN

DEFENSIVE LINE ASSISTANT

[Click For Complete Online Bio](#)

- McMillan initially joined the Titans in 2021 as part of the NFL's Bill Walsh Coaching Fellowship.
- In 2021, he primarily worked with the Titans outside linebackers. The group accounted for 19 total sacks, including 12 sacks by Harold Landry III, who led the team, set a career high and ranked 10th in the NFL. Landry was named to his first career Pro Bowl.
- McMillan was a senior analyst at Florida State from 2020 until joining the Titans in 2021.
- McMillan was defensive line coach at the University of Tennessee at Martin from 2017-19 and also held the titles of defensive run game coordinator and co-special teams coordinator in his time with the Skyhawks. He coached four all-conference performers during his tenure and in 2019 helped UTM lead the conference with 25 sacks.
- He began his coaching career at Sanford Seminole High School and Winter Park High School before stints at Weber State (2012-14), Marshall (2014-16) and Ohio Dominican (2017).
- McMillan played four years at defensive tackle for the University of Florida, appearing in 48 games and helping the Gators win the 2006 national championship.




ANTHONY MIDGET

SECONDARY

[Click For Complete Online Bio](#)

- Midget was hired by the Titans in 2020 to coach the Titans secondary. He arrived in Tennessee with 14 years of coaching experience, including six seasons (2014-19) with the Houston Texans.
- In 2021, the Titans secondary incorporated new regular starters at cornerback (Kristian Fulton and Jackrabbit Jenkins), safety (Amani Hooker) and nickel back (Elijah Molden). The defense tied for 10th place in the NFL with 16 interceptions and tied for fourth place in the NFL with 83 passes defended. Safety Kevin Byard was a first-team All-Pro and Pro Bowl selection with a team-high five interceptions. Fulton tied for 11th place in the NFL with 14 passes defended.
- In 2020, Titans defense ranked seventh in the NFL with 15 interceptions. Cornerback Malcolm Butler's five combined interceptions in the regular season and postseason tied for fourth in the league. Safety Kevin Byard led the defense and set a career high with 111 tackles.
- From 2018-19, he was the Texans secondary coach. In 2018, the Texans finished ninth in the NFL with 15 interceptions and ranked fourth in points allowed (19.8 per game).
- He joined the Texans in 2014 as the assistant secondary coach and spent four seasons in that role before being promoted.
- Before joining the NFL, he spent one season at Penn State coaching safeties (2013) and five seasons (2008-12) at Georgia State, including his final season there as defensive coordinator.
- His college coaching career started at his alma mater as a graduate assistant at Virginia Tech (2007) after entering coaching at Lake Worth (Fla.) High School from 2003-06.
- A Florida native, Midget was a three-year starter at cornerback for Virginia Tech and was a fifth-round selection by the Atlanta Falcons in 2000.



TITANS ASSISTANT COACHES

ROB MOORE

WIDE RECEIVERS

[Click For Complete Online Bio](#)

- Moore joined the Titans in 2018 with 16 years of NFL experience as a player and coach.
- In 2021, Brown posted a team-best 63 receptions, 869 receiving yards and five touchdown catches, becoming the first player in franchise annals to begin his career with at least 50 receptions and five touchdown receptions in three consecutive seasons. Nick Westbrook-Ikhine set career highs with 38 receptions, 476 receiving yards and four touchdown catches, helping to make up for significant time lost in 2021 by the receiving corps due to injuries. Brown, Julio Jones, Marcus Johnson, Cameron Batson and Racey McMath all had at least one stint on injured reserve.
- In 2020, Brown was selected to the Pro Bowl in his second year after posting 70 receptions for 1,075 yards and 11 touchdowns. Corey Davis set career highs with 984 receiving yards and five touchdowns and tied his career high with 65 catches.
- In 2019, Brown led the 2019 NFL rookie class in receiving yards (1,051), tied for the rookie lead in touchdown receptions (eight), ranked fifth among rookies in receptions (52) and ranked second among all NFL players in receiving average (20.2).
- In 2018, Davis, led the offense in his second season with 65 receptions, 891 receiving yards and four touchdowns, seeing dramatic increases from his rookie campaign.
- Moore spent three seasons (2015-17) as the wide receivers coach for the Oakland Raiders and one year (2014) with the Buffalo Bills.
- During his three years in Oakland, he worked with Amari Cooper and Michael Crabtree, who totaled 435 receptions, 5,556 receiving yards and 43 touchdowns in that time.
- During his one year in Buffalo, he worked with Sammy Watkins, who set franchise records for a rookie with 65 receptions for 982 yards.
- Moore also spent time coaching at Syracuse (2010-13), Phoenix (Ariz.) Junior College (2009) and Montclair (N.J.) High School (2002-03).
- A native of Hempstead, N.Y., Moore had a 12-year NFL career playing for the New York Jets (1990-94) and Arizona Cardinals (1995-2001).



FRANK PIRAINO

DIRECTOR, SPORTS PERFORMANCE

[Click For Complete Online Bio](#)

- Piraino joined the Titans in 2019 after serving as head strength and conditioning coach for football at Boston College, where he spent six total seasons (2013-18).
- Piraino joined head coach Steve Addazio at Boston College after spending two seasons (2011-12) as his head strength and conditioning coach at Temple and one year as the head strength and conditioning coach for football at Marshall (2010).
- He served on the strength and conditioning staff at the University of Florida for five years (2005-09), during a stretch when Florida won a pair of national championships (2006 and 2008) under head coach Urban Meyer.
- He also spent time at Notre Dame (2004), Michigan State (2003-04) and Walsh Jesuit (Cuyahoga Falls, Ohio) High School (2000-03), as well as an internship with the Cleveland Indians (2000-01).
- Piraino graduated from the University of Akron and later earned a master's degree from Michigan State.




TYLER ROUSE

SPORTS PERFORMANCE ASSISTANT

[Click For Complete Online Bio](#)

- Rouse joined the Titans in 2022 as sports performance assistant after five seasons coaching in the collegiate ranks.
- In 2021, Rouse was on the staff at Colorado State University as assistant strength and conditioning coach. He spent the previous four seasons (2017-20) with the same title at his alma mater, Boston College.
- During a four-year playing career as a running back at Boston College, Rouse appeared in 48 games and rushed for 852 yards and 12 touchdowns on 199 attempts. A three-year starter, he added 22 receptions for 284 yards and a score and also returned 24 punts for 313 yards.
- The Baldwinsville, N.Y., native received his bachelor's degree from Boston College in 2017 and added a master's in sport administration in 2019.



PAT O'HARA

QUARTERBACKS

[Click For Complete Online Bio](#)

- O'Hara joined the Titans in 2018 after spending three seasons (2015-17) with the Houston Texans as an offensive assistant who helped coach quarterbacks. He arrived in Tennessee with 19 previous seasons of coaching experience.
- In 2021, Ryan Tannehill placed third on the franchise's single-season passing charts in attempts (531), completions (357) and completion percentage (67.2), and he ranked fourth with 3,734 passing yards. He became the only quarterback other than Moon (1989-1991) to record multiple seasons with at least 3,500 passing yards with the franchise.
- In 2020, Tannehill ranked fifth in the NFL with a 106.5 passer rating, which was second in franchise history behind Tannehill's own 2019 record of 117.5. Tannehill produced top-five numbers on several other franchise single-season lists in 2020, including 40 total touchdowns (first), 3,819 passing yards (third), 33 touchdown passes (tied for second), 65.5 completion percentage (fourth) and 7.9 yards per attempt (tied for fifth).
- In 2019, Tannehill led the NFL in passer rating (117.5—fourth in NFL history) and passing average (9.6). Tannehill set franchise records in both categories in addition to the team's completion percentage benchmark (70.3).
- In 2018, quarterback Marcus Mariota set a then-franchise record with a 68.9 completion percentage. He also finished with a career-best average of 7.64 yards per attempt and a career-low eight interceptions.
- O'Hara spent 10 years coaching in the Arena Football League, including stints as a head coach for the Los Angeles Avengers (2009), Tri-Cities Fever (AF2, 2009), Orlando Predators (2010-11) and New Orleans Voo-Doo (2012-14).
- O'Hara was an offensive coordinator for the AFL's Tampa Bay Storm for three seasons (2005, 2007-08).
- A native of Santa Monica, Calif., O'Hara was a 10th round selection for the Tampa Bay Buccaneers in the 1991 NFL Draft.



JIM SCHWARTZ

SENIOR DEFENSIVE ASSISTANT

[Click For Complete Online Bio](#)

- Schwartz rejoined the Titans in 2021 as senior defensive assistant. He previously spent 10 seasons with the Titans from 1999 to 2008 and was the team's defensive coordinator from 2001 to 2008.
- In 2021, he helped the Titans finish second in rushing defense (84.6), 12th in total defense (329.8 per game), sixth on third down (36.7 percent) and sixth in scoring defense (20.8 points per game).
- He has 14 years of experience as an NFL defensive coordinator and an additional five years as the head coach of the Detroit Lions (2009-13).
- From 2016 to 2020, Schwartz was the defensive coordinator with the Philadelphia Eagles. During his five seasons in Philadelphia, the Eagles ranked third in third-down defense (35.9 percent), sixth in red-zone defense (52.7 percent), third in rushing defense (99.1 yards per game) and seventh in sacks (208).
- In 2020, the Eagles defense ranked third in the NFL with 49 sacks, and in 2019, the team led the NFL in forcing three-and-out drives (27.5 percent).
- In Philadelphia's 2017 Super Bowl winning season, he guided the Eagles to the league's best rushing defense (79.2 yards allowed), the third best third-down defense (32.2 percent) and the fourth best takeaway total (31).
- Schwartz originally joined the Titans as a defensive assistant (1999) and then linebackers/third-down package (2000) before taking the reins as defensive coordinator in 2001.
- He is a native of Baltimore, Md., and a graduate of Georgetown University.



TITANS ASSISTANT COACHES

LUKE STECKEL TIGHT ENDS

[Click For Complete Online Bio](#)

- Steckel was promoted to tight ends coach in 2021 following eight previous years with the organization.
- In 2021, Steckel worked with a core group of tight ends that included Geoff Swaim, MyCole Pruitt and Anthony Firkser. Swaim set career highs in starts (16), receptions (31) and touchdowns (three), while Pruitt established career bests in receptions (14), receiving yards (145) and touchdowns (three). Firkser totaled 34 catches for 291 yards and a career-best two touchdown receptions.
- Steckel joined the Titans in 2013 as an assistant to the head coach and was promoted to offensive assistant the following season. He also served as assistant wide receivers coach in 2017.
- In 2020, the Titans offense ranked second overall (396.4 yards per game), second in rushing (168.1) and fourth in scoring (30.7 points per game).
- The 2019 Titans ranked third in the NFL in rushing, first in red zone efficiency and fourth in yards per play.
- He joined the Titans after spending four seasons (2009-2012) with the Cleveland Browns as the assistant to the head coach.
- He spent three seasons as a linebacker at Princeton (2004-06), where he helped lead the Tigers to an Ivy League Championship.
- He is the son of former Titans offensive coordinator Les Steckel and attended Brentwood (Tenn.) High School.



JOHN STREICHER COORDINATOR OF FOOTBALL DEVELOPMENT

[Click For Complete Online Bio](#)

- Streicher was promoted to coordinator of football development in 2020 after previously serving the team as assistant to head coach Mike Vrabel.
- Streicher joined the Titans in 2018 following two years (2016-17) as Texas State's director of football operations. There he managed the day-to-day operations of the program and oversaw recruiting under Bobcats head coach Everett Withers.
- From 2014-15, Streicher served on James Madison's football staff. He was promoted to the director of football operations and player personnel in 2015 after originally joining JMU as special assistant to the head coach.
- A native of Cincinnati, Ohio, Streicher went to James Madison after spending six seasons on the football staff at Ohio State.



MIKE SULLIVAN ASSISTANT OFFENSIVE LINE

[Click For Complete Online Bio](#)

- Sullivan joined the Titans in 2014 and has worked with the offensive line since that time.
- In 2021, Sullivan completed his eighth season with the team. Injuries forced the Titans to use seven different starting offensive line combinations, including five different starters at left tackle. However, the offense managed to finish fifth in rushing, averaging 141.4 rushing yards per game. Left guard Rodger Saffold III was named to his first career Pro Bowl.
- In 2020, the Titans had the NFL's second-ranked rushing offense (168.1 yards per game), and the unit's 25 sacks allowed was the sixth-best finish in the league. Derrick Henry led the league and recorded the fifth-highest single-season rushing total in NFL history with 2,027 rushing yards.
- In 2019, the Titans finished third in the NFL in rushing offense with Henry leading the league in rushing yards (1,540). Rookie Nate Davis started 15 consecutive games (including playoffs) at right guard.
- He joined the Titans in 2014 after one season as offensive line coach for the Cleveland Browns (2013).



- Sullivan spent four seasons (2009-12) as offensive line coach for the San Diego Chargers. He had two other stints with the Browns as offensive line coach (2007-08) and assistant offensive line coach (2001-04).
- He has three seasons of college experience, as offensive line coach for Western Michigan (2005-06) and as a graduate assistant for the University of Miami (Fla.) (2000).
- Sullivan began his coaching career in 1997, spending five seasons coaching in Europe.
- A native of Chicago, Ill., Sullivan played in 48 games for the Tampa Bay Buccaneers from 1992-95.

TERRELL WILLIAMS DEFENSIVE LINE

[Click For Complete Online Bio](#)

- Williams joined the Titans in 2018 with 20 previous years of coaching experience, including six seasons in the NFL.
- In 2021, the Titans defensive line accounted for 22 total sacks, including nine sacks by free agent acquisition Denico Autry, who tied his career high. Jeffery Simmons was named to his first career Pro Bowl after setting career highs in several categories, including sacks (8.5), tackles (54), quarterback pressures (58), tackles for loss (12) and passes defended (six).
- In 2020, Simmons continued to emerge as one of the NFL's top young talents. Simmons ranked second on the team with 19 quarterback pressures and became the first player in the franchise's "Titans era" (since 1999) to post at least three fumble recoveries, three sacks and five passes defended in the same season.
- In 2019, Williams helped acclimate Simmons to the NFL as a first-round rookie, while veteran Jurrell Casey earned his fifth consecutive Pro Bowl berth.
- In 2018, Casey was named to the Pro Bowl after leading the defense with seven sacks. The Titans defense ranked eighth overall and third in points allowed.
- He spent three seasons coaching the defensive line with the Miami Dolphins (2015-17).
- During Williams' tenure with the Dolphins, Cameron Wake tallied 29 sacks, the eighth-highest total by a player, and Ndamukong Suh posted 15.5 sacks, the eighth-highest number of sacks among defensive tackles.
- Williams also spent three seasons coaching the defensive line with the Oakland Raiders (2012-14).
- Prior to joining the NFL coaching ranks, Williams spent time at Texas A&M (2010-11), Purdue (2006-09), Akron (2004-05), Youngstown State (2002-03), North Carolina A&T (1999-2001) and Fort Scott Community College (1998).
- A native of Los Angeles, Calif., Williams played collegiately at East Carolina as a nose tackle.



TITANS ROSTER BREAKDOWN

Out of the 53 players on the Titans roster (as of Dec. 25), there are 23 offensive players, 27 defensive players and three specialists. Twenty-nine players were added to the roster since the end of the 2021 campaign.

The following is a closer breakdown of the roster (as of Dec. 25, 2022):

Years in NFL (including 2022):

| | |
|--------|----|
| 13th | 1 |
| 12th | 0 |
| 11th | 2 |
| 10th | 1 |
| 9th | 1 |
| 8th | 4 |
| 7th | 5 |
| 6th | 7 |
| 5th | 2 |
| 4th | 7 |
| 3rd | 6 |
| 2nd | 5 |
| 1st | 0 |
| Rookie | 12 |

By Age (roster as of Sept. 5; age as of season opener on Sept. 11):

| | |
|-------|----|
| 20-24 | 20 |
| 25-28 | 24 |
| 29-32 | 6 |
| 33+ | 3 |

By Position:

| | |
|-------------|---|
| OL | 8 |
| DL | 7 |
| CB | 6 |
| S | 6 |
| WR | 5 |
| ILB | 5 |
| TE | 4 |
| RB | 3 |
| OLB | 3 |
| Specialists | 3 |
| QB | 3 |

By Draft Round:

| | |
|---------------|----|
| First Round | 4 |
| Second Round | 8 |
| Third Round | 9 |
| Fourth Round | 6 |
| Fifth Round | 2 |
| Sixth Round | 3 |
| Seventh Round | 1 |
| Undrafted | 20 |

States that produced the most current Titans (high school location):

Texas - 11 (Aaron Brewer, Randy Bullock, Le'Raven Clark, Mario Edwards Jr., Jack Gibbens, Joshua Kalu, Xavier Newman, Jordan Roos, Kevin Strong, Ryan Tannehill, Josh Thompson)

Georgia - 7 (Andrew Adams, Kevin Byard, Joshua Dobbs, Bud Dupree, Corey Levin, Chig Okonkwo, Malik Willis)

Florida - 6 (Derrick Henry, Greg Mabin, Nicholas Petit-Frere, DeMarcus Walker, Rashad Weaver, Nick Westbrook-Ikhine)

California - 5 (Austin Hooper, Daniel Munyer, Ryan Stonehouse, Geoff Swaim, Robert Woods)

Universities that produced the most current Titans:

Florida State - 2 (Mario Edwards Jr., DeMarcus Walker)

Georgia - 2 (Chris Conley, Monty Rice)

Iowa - 2 (Amani Hooker, Greg Mabin)

Kentucky - 2 (Bud Dupree, Lonnie Johnson Jr.)

Louisiana State - 2 (Kristian Fulton, Racey McMath)

Mississippi State - 2 (Denico Autry, Jeffery Simmons)

Tennessee - 2 (Morgan Cox, Joshua Dobbs)

Texas - 2 (Geoff Swaim, Josh Thompson)

Texas A&M - 2 (Randy Bullock, Ryan Tannehill)

First-Round Draft Picks:

WR Treylon Burks (2022)
 CB Caleb Farley (2021) *
 DT Jeffery Simmons (2019)
 OLB Bud Dupree (2015)
 T Taylor Lewan (2014) *
 QB Ryan Tannehill (2012)

Pro Bowl Seasons:

S Kevin Byard (2017, 2021)
 LS Morgan Cox (2015-16, 2019-20, 2022)
 RB Derrick Henry (2019-20, 2022)
 TE Austin Hooper (2018-19)
 T Taylor Lewan (2016-18) *
 DT Jeffery Simmons (2021-22)
 QB Ryan Tannehill (2019)

Drafted by the Titans: 15

New players in 2022: 29

Oldest player:

LS Morgan Cox (4/26/86)

Youngest player:

WR Treylon Burks (3/23/00)

Tallest player:

T Dennis Daley (6-6)

Shortest player:

K Randy Bullock (5-9)

* Injured Reserve

KEY NUMBERS

7.5

Sacks in 2022 by defensive tackle **Jeffery Simmons**, who is one sack from tying his career high of 8.5 sacks in 2021.

8.0

Sacks in 2022 by outside linebacker **Denico Autry**, who is one sack from tying his career high of nine sacks in 2018 and 2021.

10

Rookies who played for the Titans in Week 16 against Houston. It was their most in a game this season.

25

Interceptions from 2017 to 2022 by Titans safety **Kevin Byard**, who ranks first among safeties and is tied with **J.C. Jackson** (25) for second in the NFL in that time period behind **Xavien Howard** (27).

27

Number of defensive starters used by the Titans in 2022.

31.8

Third-down percentage allowed by the Titans defense in 2022, which ranks first in the NFL. Opponents have converted 64 third downs on 201 attempts.

50

Total wins, including playoffs, by **Mike Vrabel** as a head coach. He passed **Jack Pardee** (44-35) for the third-highest win total in franchise history.

53.4

Gross punting average in 2022 by Titans rookie **Ryan Stonehouse**, who leads the NFL in the category.

80.1

Rushing yards per game allowed by the Titans defense in 2022. The Titans rank second in the NFL in the category.

81

Total career touchdowns by **Derrick Henry**, who broke **Eddie George's** previous franchise record (74) in Week 8.

82

Number of players who have appeared in at least one game for the Titans in 2022. They lead the NFL in number of players used.

103

Consecutive streak of games started by safety **Kevin Byard**.

100.7

Passer rating by **Ryan Tannehill** since taking over as the team's starting quarterback in Week 7 of 2019.

124

Total games played in 2022 by Titans rookies, which is tied for the fourth-largest total in the NFL.

384

Receiving yards by rookie tight end **Chig Okonkwo**, who broke **Ben Troupe's** franchise record (329) for receiving yards by a rookie tight end.

8,226

Career rushing yards by **Derrick Henry**, who passed **Chris Johnson** (7,965) in Week 14 for third place on the franchise's all-time rushing list behind **Eddie George** (10,009) and **Earl Campbell** (8,574).

NISSAN STADIUM

In 2015, the Titans and Nissan North America announced the formation of a 20-year, exclusive naming-rights partnership that rebranded Nashville's downtown stadium as Nissan Stadium.



Nissan Stadium hosts all Titans home football games, Tennessee State University football games, the Music City Bowl, the CMA Music Festival and numerous other events.

The procurement of naming rights to Nissan Stadium fit the automotive company's 'Fewer, Bigger, Better' marketing strategy, which has included ongoing sponsorships of NBC's 'The Voice,' the Heisman House college football program and a major advertising presence in this year's Super Bowl. Nissan is also now the official automotive partner of the Tennessee Titans.

Nissan's ever-growing footprint in Tennessee includes vehicle and powertrain manufacturing facilities in Smyrna and Decherd respectively, along with its North American headquarters in Franklin.


The Nissan Smyrna Plant began operations in 1983 and employs more than 8,400 people. In 2014, the Smyrna plant assembled more than 648,000 vehicles, making it the highest volume automotive assembly plant in North America. Nissan also has a major manufacturing presence in Canton, Miss., along with research and development groups in California, Arizona and Michigan. In total, the company employs more than 22,000 employees in the U.S.

One component of the Titans-Nissan partnership is assisting charitable organizations throughout Middle Tennessee in an array of community outreach programs. A centerpiece of this is the annual "Taste of Titans" charitable event, for which Nissan serves as presenting sponsor. During the course of a 20-year relationship, a total of more than \$1 million resulting from these annual events is anticipated to be distributed to local non-profit organizations.

Nissan Stadium is a city-owned venue that has housed the Titans since 1999. The naming rights agreement includes the opportunity for Nissan branding on the exterior of the stadium, as well as stadium signage and other unique displays inside the stadium. LP Building Products held the naming rights to the stadium from 2006 until the Nissan partnership was established in 2015.

Titans/Oilers all-time regular-season record by home venue:

| Stadium | Seasons | W-L-T | Pct. |
|-----------------------------------|------------------|-----------------|-------------|
| Jeppesen Stadium | 1960-1964 | 25-11-0 | .694 |
| Rice Stadium | 1965-1967 | 11-10-0 | .524 |
| Astrodome | 1968-1996 | 113-103-2 | .523 |
| Liberty Bowl | 1997 | 6-2-0 | .750 |
| Dudley Field (Vanderbilt Stadium) | 1998 | 3-5-0 | .375 |
| Nissan Stadium | 1999-2022 | 110-82-0 | .573 |



TICKET INFORMATION

Tickets for the 2022 season at Nissan Stadium are now on sale. To find out about ticket options, fans can visit TennesseeTitans.com/tickets, email ticketssales@titans.nfl.com or call (615) 565-4200. Information on season ticket memberships, single-game tickets, flex plans, group tickets, suite sales and "Fireball Fast Passes" is available.

Titans season ticket members receive the best seat locations at the best price, flexible interest-free payment plans and playoff ticket priority. Additional benefits include access to exclusive VIP events year-round, special discounts on concession items, pre-sales to Nissan Stadium events and concerts, and a unique season ticket member gift each season.

NISSAN STADIUM RECORD WHEN ...

The Titans at Nissan Stadium (1999-present):

| | Games | Record | Pct. |
|-----------------|------------|---------------|-------------|
| Regular Season | 192 | 110-82 | .573 |
| Postseason | 6 | 2-4 | .333 |
| Combined | 198 | 112-86 | .566 |

| Record When ... | Reg. Season | Playoffs |
|---------------------------|-------------|----------|
| September | 22-17 | |
| October | 26-21 | |
| November | 25-19 | |
| December | 34-24 | |
| January | 3-1 | 2-4 |
| Thursday | 5-3 | |
| Friday | 0-1 | |
| Saturday | 2-2 | 2-2 |
| Sunday | 95-73 | 0-2 |
| Monday | 7-3 | |
| Tuesday | 1-0 | |
| Against own division | 44-34 | 0-1 |
| Against AFC | 80-64 | 2-4 |
| Against NFC | 30-18 | |
| Overtime games | 7-6 | 1-0 |
| In primetime | 14-11 | |
| Temperature 80+ | 7-6 | |
| Temperature <40 | 10-11 | 1-2 |
| Titans score 20 points | 91-34 | 2-0 |
| Titans score 30 points | 39-6 | 1-0 |
| Titans allow <20 points | 71-14 | 1-2 |
| Titans allow <10 points | 16-0 | |
| Titans net 300 yards | 81-49 | 1-3 |
| Opponents net <300 yards | 52-12 | 1-2 |
| Titans commit 0 turnovers | 37-12 | |
| Titans force 2 turnovers | 71-24 | |

WINNING AT HOME

Since the 2016 season, the Titans have been one of the NFL's most successful teams at home. In 2021, they went 7-2 at home. They were one of four teams to win at least seven games at home, along with Green Bay (8-0), Tampa Bay (7-1) and Kansas City (7-2).

Highest winning percentage in home games (regular season) since 2016:

| Team | Wins | Losses | Ties | Win Pct |
|-----------------------------|-----------|-----------|----------|-------------|
| 1. Kansas City Chiefs | 43 | 13 | 0 | .768 |
| 2. Green Bay Packers | 41 | 13 | 1 | .755 |
| 3. Baltimore Ravens | 39 | 17 | 0 | .696 |
| 4. Pittsburgh Steelers | 38 | 17 | 1 | .688 |
| 5. Dallas Cowboys | 39 | 18 | 0 | .684 |
| Minnesota Vikings | 39 | 18 | 0 | .684 |
| 7. New England Patriots | 38 | 18 | 0 | .679 |
| 8. Buffalo Bills | 37 | 19 | 0 | .661 |
| 9. Philadelphia Eagles | 35 | 19 | 1 | .645 |
| 10. Tennessee Titans | 36 | 20 | 0 | .643 |
| New Orleans Saints | 36 | 20 | 0 | .643 |

GAME PREVIEW

TEAM NOTES

PLAYER NOTES

MEDIA

STATISTICS

ROSTERS

TITANS/OILERS ALL-TIME RECORD

| | W | L | T |
|--------------------------|------------|------------|----------|
| Regular Season: | 470 | 488 | 6 |
| Home | 268 | 212 | 2 |
| Road | 202 | 276 | 4 |
| As Titans (1999-present) | 203 | 181 | 0 |
| As Oilers (1960-1998) | 267 | 307 | 6 |
| Postseason: | 17 | 23 | 0 |
| Home | 6 | 7 | 0 |
| Road | 11 | 15 | 0 |
| Super Bowl (XXXIV) | 0 | 1 | 0 |
| As Titans (1999-present) | 8 | 10 | 0 |
| As Oilers (1960-1998) | 9 | 13 | 0 |

All-time playoff appearances by the Oilers/Titans: 1960, 1961, 1962, 1967, 1969, 1978, 1979, 1980, 1987, 1988, 1989, 1990, 1991, 1992, 1993, 1999, 2000, 2002, 2003, 2007, 2008, 2017, 2019, 2020, 2021

All-time division titles by the Oilers/Titans: 1960, 1961, 1962, 1967, 1991, 1993, 2000, 2002, 2008, 2020, 2021

SIX CONSECUTIVE WINNING SEASONS

With a winning record secured during the 2021 regular season, the Titans recorded their sixth season with a winning record.

In the "Titans era" (1999–present), the team never before had as many as three consecutive winning campaigns.

With their 2021 record, plus their 2020 finish of 11-5 and their 9-7 marks every season from 2016 through 2019, the Titans have built the second-longest active streak of winning seasons in the NFL.

Most current consecutive winning seasons (through 2022):

| Team | Total | Seasons |
|----------------------------|----------|------------------|
| 1. Kansas City Chiefs | 10 | 2013–2022 |
| 2. Tennessee Titans | 6 | 2016–2021 |
| 3. Los Angeles Rams | 5 | 2017–2021 |
| New Orleans Saints | 5 | 2017–2021 |
| 5. Buffalo Bills | 4 | 2019–2022 |
| 6. Green Bay Packers | 3 | 2019–2021 |
| 7. (four tied) | 2 | |

WINNING IN THE AFC SOUTH

Since the start of the 2017 season, the Titans have built the best division record in the AFC South.

In six divisional games in 2021, the Titans finished with a 5-1 record for the second consecutive season. The mark tied (2017) for their second-best divisional record since the formation of the AFC South in 2002.

Best division winning percentage in the AFC South from 2017–2022:

| Team | Wins | Losses | Ties | Win % |
|----------------------------|-----------|-----------|----------|-------------|
| 1. Tennessee Titans | 24 | 11 | 0 | .686 |
| 2. Indianapolis Colts | 17 | 17 | 1 | .500 |
| 3. Houston Texans | 16 | 17 | 1 | .485 |
| 4. Jacksonville Jaguars | 11 | 23 | 0 | .324 |

Best final division records for the Titans since the AFC South was formed in 2002:

| Season | Wins | Losses | Win % |
|----------------|----------|----------|-------------|
| 1. 2002 | 6 | 0 | 1.000 |
| 2. 2021 | 5 | 1 | .833 |
| 2020 | 5 | 1 | .833 |
| 2017 | 5 | 1 | .833 |
| 3. 2008 | 4 | 2 | .667 |
| 2003 | 4 | 2 | .667 |
| 2006 | 4 | 2 | .667 |
| 2007 | 4 | 2 | .667 |
| 7. 2019 | 3 | 3 | .500 |
| 2018 | 3 | 3 | .500 |
| 2011 | 3 | 3 | .500 |

WINNING CLOSE GAMES

Since the beginning of the 2018 season, no NFL team has more wins than the Titans in games decided by three points or less.

In 2021, the Titans were 6-1 in games decided by three points or less. Their six such wins led the NFL and were the most in franchise history. Twenty-seven teams in 2021 had no more than three wins of three points or less.

The Titans won their first three games of 2020 by a total of six points—a 16-14 victory at Denver followed by a 33-30 win against the Jaguars and a 31-30 win at Minnesota. They closed the season with a 41-38 win at Houston.

Most wins in games decided by three points or less, 2018–2022:

| Team | W | L | T | Win% |
|----------------------------|-----------|----------|----------|-------------|
| 1. Tennessee Titans | 16 | 9 | 0 | .640 |
| 2. Los Angeles Chargers | 15 | 13 | 0 | .536 |
| 3. New Orleans Saints | 13 | 8 | 0 | .619 |
| Baltimore Ravens | 13 | 10 | 0 | .565 |
| 5. Kansas City Chiefs | 12 | 8 | 0 | .600 |
| Green Bay Packers | 12 | 6 | 1 | .658 |
| Pittsburgh Steelers | 12 | 8 | 2 | .591 |
| Seattle Seahawks | 12 | 9 | 0 | .571 |
| Las Vegas Raiders | 12 | 10 | 0 | .545 |
| 10. Cleveland Browns | 11 | 10 | 1 | .523 |
| Minnesota Vikings | 11 | 9 | 1 | .548 |

SEVEN-POINT COMEBACKS UNDER VRABEL

The Titans' 34-31 come-from-behind victory over the Buffalo Bills on Oct. 18, 2021 marked the seventh time **Mike Vrabel's** Titans won after trailing by at least seven points in the fourth quarter, and it was the second such occasion in 2021. They were down 30-16 at Seattle (Sept. 19) before rallying to win 33-30 in overtime.

Since Vrabel's tenure began in 2018, the Titans have had among the NFL's most fourth-quarter comebacks of seven or more points.

Most victories since 2018 after trailing by seven or more points in the fourth quarter:

| Team | Wins |
|----------------------------|----------|
| 1. Green Bay Packers | 8 |
| 2. Tennessee Titans | 7 |
| Minnesota Vikings | 7 |
| 4. Kansas City Chiefs | 6 |
| 5. Tampa Bay Buccaneers | 5 |
| New Orleans Saints | 5 |
| Pittsburgh Steelers | 5 |
| Washington Commanders | 5 |
| Las Vegas Raiders | 5 |
| New York Jets | 5 |
| Los Angeles Chargers | 5 |

Titans wins from 2018 to 2022 after trailing by seven or more points in the fourth quarter:

| Date | Opponent | Largest 4th Quarter Deficit | Final Score |
|----------------|--------------|-----------------------------|-------------|
| Sept. 30, 2018 | Philadelphia | 10-17 | 26-23 (OT) |
| Dec. 2, 2018 | N.Y. Jets | 13-22 | 26-22 |
| Nov. 10, 2019 | Kansas City | 20-29 | 35-32 |
| Oct. 18, 2020 | Houston | 29-36 | 42-36 (OT) |
| Nov. 22, 2020 | at Baltimore | 13-21 | 30-24 (OT) |
| Sept. 19, 2021 | at Seattle | 16-30 | 33-30 (OT) |
| Oct. 18, 2021 | Buffalo | 24-31 | 34-31 |

TITANS ON LONG REST

Since **Mike Vrabel** became the head coach of the Titans in 2018, the Titans are 5-0 following their bye. That includes a Week 7 win over the Indianapolis Colts following the Titans' bye in 2022.

Additionally, the Titans are 4-1 since 2018 on long rest following Thursday night games. That includes wins in 2018 at the New York Giants, in 2019 at the Atlanta Falcons, in 2020 at the Baltimore Ravens and in 2021 against the Miami Dolphins.

Best winning percentage from 2018 to 2022 with nine or more rest days between games (regular season):

| Team | Games | Wins | Losses | Ties | Win Pct |
|-----------------------|-------|------|--------|------|---------|
| 1. Tennessee Titans | 10 | 9 | 1 | 0 | .900 |
| Pittsburgh Steelers | 10 | 9 | 1 | 0 | .900 |
| 3. Baltimore Ravens | 10 | 8 | 2 | 0 | .800 |
| 4. Buffalo Bills | 9 | 7 | 2 | 0 | .778 |
| New Orleans Saints | 9 | 7 | 2 | 0 | .778 |
| 6. Atlanta Falcons | 11 | 8 | 3 | 0 | .727 |
| Dallas Cowboys | 11 | 8 | 3 | 0 | .727 |
| 8. Indianapolis Colts | 10 | 7 | 3 | 0 | .700 |
| Kansas City Chiefs | 10 | 7 | 3 | 0 | .700 |
| New England Patriots | 10 | 7 | 3 | 0 | .700 |

Note: Does not include season openers; nine-day rest period does not include game days

TOP RUSHING OFFENSES SINCE 2020

Since the beginning of the 2020 campaign, the Titans have been one of the NFL's most productive rushing offenses.

In 2021, the Titans finished with the fifth-ranked rushing offense (141.4 yards per game). That followed a 2020 campaign in which they ranked second in rushing (168.1).

NFL's top-ranked rushing offenses from 2020 to 2022 (yards per game):

| Team | Rush Yards Per Game |
|-------------------------|---------------------|
| 1. Baltimore Ravens | 167.5 |
| 2. Cleveland Browns | 147.0 |
| 3. Philadelphia Eagles | 146.9 |
| 4. Tennessee Titans | 145.4 |
| 5. Chicago Bears | 132.5 |
| 6. Indianapolis Colts | 127.9 |
| 7. New England Patriots | 127.6 |
| 8. San Francisco 49ers | 126.6 |
| 9. Buffalo Bills | 126.5 |
| 10. Dallas Cowboys | 126.1 |

TIME OF POSSESSION LEADERS, 2021-2022

The Titans have been one of the NFL's best ball-control teams in the NFL since 2021. During the 2021 regular season, their average of 32 minutes and 40 seconds of possession ranked second in the NFL behind only the Green Bay Packers (32:43).

Highest average time of possession from 2021 to 2022:

| Team | Time of Possession |
|--------------------------|--------------------|
| 1. Baltimore Ravens | 32:03 |
| 2. Green Bay Packers | 31:58 |
| 3. Washington Commanders | 31:42 |
| 4. Cleveland Browns | 31:22 |
| 5. Cincinnati Bengals | 31:15 |
| 6. San Francisco 49ers | 31:11 |
| 7. Tennessee Titans | 30:57 |
| 8. Indianapolis Colts | 30:53 |
| 9. Arizona Cardinals | 30:47 |
| 10. Buffalo Bills | 30:42 |

RED ZONE SUCCESS, 2019-2022

During the past three seasons, the Titans have fielded one of the NFL's most efficient offenses in the red zone. From 2019 to 2021, they had 121 touchdowns in 170 possessions inside their opponent's 20-yard line.

During the 2019 campaign alone, they scored touchdowns on 75.6 percent (34 of 45) of their drives inside the opponent's 20-yard line to lead the league. That was the third-best figure in the NFL since 1991 and the highest since the 2013 Denver Broncos (76.1 percent).

In 2020, their 75.0 percent rate in the red zone (48 of 64) ranked second to the Green Bay Packers (80.0 percent), and in 2021, the Titans offense was fifth with touchdowns on 63.9 percent of trips inside the opponent's 20-yard line (39 of 61).

Top red zone offenses (touchdown percentage) from 2019-2022:

| Team | RZ Drives | Touchdowns | TD Pct. |
|-------------------------|-----------|------------|---------|
| 1. Tennessee Titans | 208 | 147 | 70.7% |
| 2. Philadelphia Eagles | 215 | 141 | 65.6% |
| 3. Minnesota Vikings | 224 | 145 | 64.7% |
| 4. Tampa Bay Buccaneers | 227 | 145 | 63.9% |
| 5. Seattle Seahawks | 210 | 134 | 63.8% |
| Green Bay Packers | 229 | 146 | 63.8% |
| 7. New Orleans Saints | 226 | 140 | 61.9% |
| 8. Cleveland Browns | 204 | 126 | 61.8% |
| 9. Kansas City Chiefs | 239 | 146 | 61.1% |
| 10. Detroit Lions | 197 | 120 | 60.9% |

Top red zone offenses (touchdown percentage) in 2022:

| Team | RZ Drives | Touchdowns | TD Pct. |
|------------------------|-----------|------------|---------|
| 1. Philadelphia Eagles | 54 | 39 | 72.2% |
| 2. Dallas Cowboys | 51 | 36 | 70.6% |
| 3. Tennessee Titans | 38 | 26 | 68.4% |
| Detroit Lions | 57 | 39 | 68.4% |
| 5. Kansas City Chiefs | 62 | 42 | 67.7% |
| 6. Cincinnati Bengals | 54 | 36 | 66.7% |
| 7. Minnesota Vikings | 56 | 36 | 64.3% |
| 8. New York Giants | 42 | 26 | 61.9% |
| 9. Buffalo Bills | 56 | 34 | 60.7% |
| 10. Miami Dolphins | 45 | 27 | 60.0% |

GOAL-TO-GO SINCE 2019

Since 2019, the Titans have been one of the most efficient NFL teams in scoring in goal-to-go situations. In 2021, they led the NFL in goal-to-go efficiency for the third consecutive season, scoring touchdowns on 28 of their 32 goal-to-go possessions (87.5 percent).

The 2020 Titans were a league-best 94.1 percent (32 of 34) in goal-to-go situations. Their percentage was the best in the NFL since the beginning of 2000.

Best goal-to-go touchdown efficiency from 2019-2022:

| Team | Poss | TD | Pct |
|-------------------------|------|-----|-------|
| 1. Tennessee Titans | 107 | 97 | 90.7% |
| 2. Seattle Seahawks | 96 | 78 | 81.3% |
| 3. Philadelphia Eagles | 130 | 104 | 80.0% |
| 4. New York Giants | 81 | 63 | 77.8% |
| 5. Tampa Bay Buccaneers | 147 | 113 | 76.9% |
| 6. Kansas City Chiefs | 140 | 107 | 76.4% |
| 7. Detroit Lions | 112 | 85 | 75.9% |
| 8. Green Bay Packers | 124 | 94 | 75.8% |
| Los Angeles Rams | 128 | 97 | 75.8% |
| 10. Dallas Cowboys | 110 | 83 | 75.5% |

TOUCHDOWNS SINCE 2019

Since the beginning of the 2019 season, the Titans rank near the top of the NFL in total touchdowns scored.

In 2020, the Titans finished with 62 total touchdowns, which ranked second in the NFL and second all-time for the franchise (66 in 1961).

Most total touchdowns from 2019 to 2022:

| Team | Total Touchdowns |
|----------------------------|------------------|
| 1. Kansas City Chiefs | 217 |
| 2. Dallas Cowboys | 206 |
| 3. Tampa Bay Buccaneers | 202 |
| 4. Buffalo Bills | 200 |
| Green Bay Packers | 200 |
| 6. Tennessee Titans | 197 |
| 7. San Francisco 49ers | 195 |
| Philadelphia Eagles | 195 |
| Minnesota Vikings | 195 |
| 10. Seattle Seahawks | 194 |

THIRD-DOWN DEFENSE SINCE 2021

The Titans have fielded one of the NFL's best third-down defenses since the start of the 2021 season.

They concluded 2021 ranked sixth on third down, allowing opponents to convert on 77 of their 210 chances for a rate of 36.7 percent. Over the final month of the 2021 campaign (Weeks 15-18), the Titans ranked third in the NFL by allowing opponents to convert only 28.6 percent on third down (12 of 42). Only the Buffalo Bills (20.8) and Las Vegas Raiders (26.4) fared better in that span.

The Titans again have one of the top third-down defenses in 2022.

Top third-down defenses in 2022:

| Team | Opponents Third-Down... | | |
|----------------------------|-------------------------|-----------|--------------|
| | Att | Conv | Pct |
| 1. Tennessee Titans | 201 | 64 | 31.8% |
| 2. Baltimore Ravens | 178 | 58 | 32.6% |
| Washington Commanders | 181 | 59 | 32.6% |
| 4. Denver Broncos | 197 | 66 | 33.5% |
| 5. New York Giants | 179 | 64 | 35.8% |
| 6. Tampa Bay Buccaneers | 210 | 77 | 36.7% |
| 7. Indianapolis Colts | 185 | 68 | 36.8% |
| 8. Cleveland Browns | 184 | 69 | 37.5% |
| 9. Minnesota Vikings | 194 | 73 | 37.6% |
| Green Bay Packers | 170 | 64 | 37.6% |

Top third-down defenses from 2021–2022:

| Team | Opponents Third-Down... | | |
|----------------------------|-------------------------|------------|--------------|
| | Att | Conv | Pct |
| 1. Baltimore Ravens | 379 | 128 | 33.8% |
| 2. Buffalo Bills | 409 | 140 | 34.2% |
| 3. Tennessee Titans | 411 | 141 | 34.3% |
| 4. Dallas Cowboys | 424 | 153 | 36.1% |
| 5. Minnesota Vikings | 408 | 151 | 37.0% |
| 6. Tampa Bay Buccaneers | 436 | 164 | 37.6% |
| 7. Pittsburgh Steelers | 424 | 161 | 38.0% |
| New York Giants | 405 | 154 | 38.0% |
| 9. New England Patriots | 426 | 163 | 38.3% |
| 10. Cleveland Browns | 403 | 155 | 38.5% |

RUSHING DEFENSE SINCE 2021

Since the beginning of the the 2021 season, the Titans have had one of the NFL's stingiest defenses against the run.

In 2021, the Titans placed second in the NFL in rushing defense. Their opponents rushed for an average of 84.6 yards per contest. Only the Baltimore Ravens (84.5) defense allowed fewer yards on the ground.

The Titans allowed only one individual 100-yard rusher in 2021 and did not allow one after Jacksonville's **James Robinson** had 149 rushing yards in Week 5 (Oct. 10).

In the final five weeks of the 2021 season, no team rushed for more than 83 yards against the Titans defense.

Top rushing defenses in 2022 (yards per game):

| Team | Opp Rush Yards | Per Game |
|----------------------------|----------------|-------------|
| 1. San Francisco 49ers | 1,125 | 75.0 |
| 2. Tennessee Titans | 1,201 | 80.1 |
| 3. Baltimore Ravens | 1,313 | 87.5 |
| 4. Buffalo Bills | 1,566 | 104.4 |
| 5. Los Angeles Rams | 1,567 | 104.5 |
| 6. Pittsburgh Steelers | 1,584 | 105.6 |
| 7. Cincinnati Bengals | 1,596 | 106.4 |
| 8. Kansas City Chiefs | 1,607 | 107.1 |
| 9. New England Patriots | 1,617 | 107.8 |
| 10. Miami Dolphins | 1,637 | 109.1 |

Top rushing defenses from 2021 to 2022 (yards per game):

| Team | Opp Rush Yards | Per Game |
|----------------------------|----------------|-------------|
| 1. Tennessee Titans | 2,639 | 82.5 |
| 2. Baltimore Ravens | 2,749 | 85.9 |
| 3. San Francisco 49ers | 2,885 | 90.2 |
| 4. Los Angeles Rams | 3,321 | 103.8 |
| 5. Cincinnati Bengals | 3,338 | 104.3 |
| 6. Tampa Bay Buccaneers | 3,377 | 105.5 |
| 7. Buffalo Bills | 3,432 | 107.3 |
| 8. Washington Commanders | 3,491 | 109.1 |
| 9. Miami Dolphins | 3,504 | 109.5 |
| 10. New Orleans Saints | 3,569 | 111.5 |

LEAST PENALIZED TEAMS FROM 2018–2022

Under head coach **Mike Vrabel**, who was named to his current post in 2018, the Titans have been one of the NFL's least penalized teams.

From 2018-20, the Titans were called for the second-fewest total penalties in the NFL—267 total infractions. Only the New England Patriots (249) fared better.

In 2018, the Titans were called for only 82 penalties, leading the NFL and setting a team record for the lowest number in a 16-game season (since 1978, excluding strike-shortened 1982 and 1987 seasons). They received no more than four penalties in nine of their 16 games. The previous franchise record for fewest penalties in a 16-game season was 84 by the 1983 Oilers.

Fewest total penalties from 2018–2022:

| Team | Penalties |
|----------------------------|------------|
| 1. Los Angeles Rams | 431 |
| 2. New England Patriots | 440 |
| Cincinnati Bengals | 440 |
| 4. Green Bay Packers | 443 |
| 5. Indianapolis Colts | 447 |
| 6. Minnesota Vikings | 455 |
| 7. Atlanta Falcons | 456 |
| 8. Tennessee Titans | 465 |
| 9. New York Giants | 468 |
| 10. Chicago Bears | 469 |



TITANS QUARTERBACKS

| No. | Name | Ht | Wt | Exp | College |
|-----|-----------------|-----|-----|-----|-----------|
| 11 | Dobbs, Joshua | 6-3 | 216 | 6 | Tennessee |
| 17 | Tannehill, Ryan | 6-4 | 217 | 11 | Texas A&M |
| 7 | Willis, Malik | 6-1 | 219 | R | Liberty |

#17 • QB RYAN TANNEHILL

6-4, 207, 11th Year (4th with Titans), Texas A&M
[Click for complete bio](#)



Quarterback **Ryan Tannehill** is in his 11th NFL season and his fourth campaign with the Titans in 2021.

In his first three seasons in Tennessee, Tannehill built a 30-13 record as a starting quarterback and led the team to the postseason three times, becoming the franchise's first starting quarterback since **Warren Moon** (1987 to 1993) to direct his team to the playoffs in at least three consecutive seasons. After appearing in the AFC championship game as a wild card team in 2019, the Titans won consecutive division titles in 2020 and 2021, a first for the franchise since the Oilers took the first three AFL Eastern Division titles from 1960 to 1962. Tannehill's 30 wins were the most by any starting quarterback in franchise history in the player's first three seasons with the organization, surpassing the 28 by **George Blanda** from 1960 to 1962.

Tannehill started every game from Week 7 of the 2019 campaign through the end of 2021. His 43 consecutive starts in the regular season tied **Steve McNair** (2001-03) for the most in franchise history by a starting quarterback. During that time, Tannehill's 102.3 passer rating ranked sixth in the NFL. Also, Tannehill's 13 total game-winning drives in that span ranked second in the NFL behind only Raiders quarterback **Derek Carr's** 14.

In 2021, he placed third on the franchise's single-season passing charts in attempts (531), completions (357) and completion percentage (67.2), and he ranked fourth with 3,734 passing yards. He became the only quarterback other than Moon (1989-1991) to record multiple seasons with at least 3,500 passing yards with the franchise. Additionally, he rushed for 270 yards, and his seven rushing touchdowns ranked second among NFL signal callers behind **Jalen Hurts' 10**. Tannehill was the first quarterback in franchise annals with at least seven rushing touchdowns in back-to-back seasons.

After receiving a multi-year contract extension during the 2020 offseason, Tannehill responded with 16 starts for the first time since 2015 and produced one of the best seasons of any quarterback in franchise history. A Titans team captain for the first time, his statistics finished in the top five of several of the organization's single-season record lists, including 40 total touchdowns (first), a 106.5 passer rating (second), 3,819 passing yards (third), 33 touchdown passes (tied for second), 65.5 completion percentage (fourth) and 7.9 yards per attempt (tied for fifth). Tannehill became the fourth player in NFL history with a passer rating of at least 106.0 in consecutive seasons, joining **Drew Brees** (2018-20), **Russell Wilson** (2018-19) and **Aaron Rodgers** (2011-12).

Also in 2020, Tannehill and Buffalo's **Josh Allen** became the fourth and fifth quarterbacks in NFL history with at least 3,800 passing yards, 33 passing touchdowns and seven rushing touchdowns in the same season. Only **Cam Newton** (2015), **Daunte Culpepper** (2000) and **Steve Young** (1994) had done so previously.

In 2019, Tannehill set single-season franchise records and led the NFL with a 117.5 passer rating and a passing average of 9.6 yards per attempt. His passer rating was the fourth-highest figure in NFL history among qualifiers. Additionally, he set a club record and placed third in the NFL with a 70.3 completion percentage.

Tannehill was named AFC Offensive Player of the Month for December 2019 and was named to his first career Pro Bowl. He also won the Associated Press Comeback Player of the Year Award.

Originally a first-round selection (eighth overall) by the Miami Dolphins in the 2012 NFL Draft, Tannehill was acquired by the Titans in a trade with

the Dolphins on March 15, 2019. The Titans sent a 2019 seventh-round pick and a 2020 fourth-round selection to Miami in exchange for Tannehill and a 2019 sixth-rounder.

Over his seven seasons in Miami, he started 88 games, threw for 20,434 yards and 123 touchdowns, and rushed for 1,210 yards and six scores. When he left Miami, he ranked second in franchise history behind **Chad Pennington** in both career completion percentage (62.8) and career passer rating (87.0). He authored 13 game-winning drives for the Dolphins.

From 2012 through 2015, Tannehill's passing yardage total—15,460 yards—was the third highest mark in NFL history for a player's first four seasons, behind only **Peyton Manning** and **Dan Marino**. Tannehill's two 4,000-yard passing seasons (2015 and 2014) were the only ones recorded by a Dolphins quarterback other than Marino (six times). The Dolphins reached the playoffs in 2016, breaking an eight-year postseason drought.

A native of Big Spring, Texas, Tannehill attended Texas A&M, where he earned honorable mention All-America honors as a senior. He played both quarterback and wide receiver, passing for 5,450 yards and 42 touchdowns and adding 112 receptions for 1,596 yards and 10 scores.

2022 Game Notes:

➤ **Against New York Giants (9/11)**, completed 20 of 33 passes for 266 yards and two touchdowns for a 106.4 passer rating. His seven-yard touchdown pass to running back Dontrell Hilliard in the first quarter was the 200th touchdown pass of his career, making him the 47th player in NFL history to reach the plateau. He added a 23-yard touchdown pass to Hilliard in the third quarter. By starting his 44th consecutive game with the club, he passed Steve McNair (43 from 2001-03) for the most consecutive starts in Titans/Oilers history by a quarterback. He extended his career-best streak to 16 consecutive games with at least one passing or rushing touchdown. With his 77th and 78th touchdown passes in a Titans uniform, he took possession of fifth place on the franchise's passing touchdowns list, passing Marcus Mariota (76). Logged his 26th game for the Titans (48th career) with a passer rating of at least 100.0.

➤ **At Buffalo (9/19)**, completed 11 of 20 passes for 117 yards with two interceptions.

➤ **Against Las Vegas (9/25)**, completed 19 of 27 passes for 264 yards with one touchdown and one interception (98.4 passer rating). He completed a two-yard touchdown pass to tight end Geoff Swaim in the first quarter and scored his first touchdown of the season on a one-yard rushing attempt in the second quarter. It was his 15th NFL game and his 13th game with the Titans in which he passed for at least one touchdown and rushed for at least one touchdown.

➤ **At Indianapolis (10/2)**, completed 17 of 21 passes for 137 yards with two touchdowns and no interceptions for a 125.6 passer rating. It marked the 14th time in his career he posted a passer rating of at least 125.0 (minimum of 20 attempts). His 81.0 completion percentage was the best of his career in any game with at least 20 attempts, topping his previous high of 79.3 percent (23 of 29) on Oct. 20, 2019 against the Chargers, and it



ranked eighth in franchise history for a single game (minimum 20 attempts). He completed a seven-yard touchdown pass to Robert Woods in the first quarter and an eight-yard touchdown pass to Chig Okonkwo in the second quarter.

➤ **At Washington (10/9)**, completed 15 of 25 passes for 181 yards with one touchdown and no interceptions. In the first quarter, he tossed a 13-yard touchdown pass to Dontrell Hilliard. In the third quarter, he completed a 61-yard pass to Nick Westbrook-Ikhine in the third quarter for his longest completion since a 75-yard touchdown pass against Detroit on Dec. 20, 2020. He played in his 50th game as a member of the Titans. Among franchise quarterbacks in their first 50 games for the team (minimum of 50 games), Tannehill had the most passing yards (11,260) and the highest passer rating (101.3). His 82 touchdown passes with the Titans rank second among Titans/Oilers quarterbacks in their first 50 games with the

club behind only the 102 by George Blanda.

➤ **Against Indianapolis (10/23)**, completed 13 of 20 passes for 132 yards (83.8 passer rating). He added four rushing attempts for six yards, including an eight-yard run to convert a third-and-one.

➤ **At Houston (10/30)**, ended his streak of 49 consecutive starts when he was deactivated for the contest with an ankle injury. It was the longest consecutive starting streak by a quarterback in franchise history.

➤ **At Kansas City (11/6)**, he was inactive with an ankle injury.

➤ **Against Denver (11/13)**, completed 19 of 36 passes for 255 yards with two touchdowns and no interceptions (94.1 passer rating). He added two carries for 12 yards, including an 11-yard scramble to help set up a touchdown in the second quarter. He returned to the lineup after missing two contests due to injury and became the sixth quarterback to register 50 regular-season starts with the organization, joining George Blanda, Dan

Tannehill's 2022 Game-by-Game Statistics:

| Date/Opp | W-L | G/S | Passing | | | | | | | | | | | | | Rushing | | | | |
|----------------|-----|-----|---------|-----|------|-----|--------|----|-----|-----|------|-----|------|------|-------|---------|-----|------|----|----|
| | | | Att | Cmp | Pct | Yds | Yd/Att | TD | TD% | Int | Int% | Lg | Sack | Lost | Rate | Att | Yds | Avg | Lg | TD |
| 9/11 vs. NYG | L | QB | 33 | 20 | 60.6 | 266 | 8.06 | 2 | 6.1 | 0 | 0.0 | 31 | 1 | 0 | 106.4 | 2 | 7 | 3.5 | 9 | 0 |
| 9/19 at Buf | L | QB | 20 | 11 | 55.0 | 117 | 5.85 | 0 | 0.0 | 2 | 10.0 | 19 | 2 | 16 | 32.7 | 1 | 2 | 2.0 | 2 | 0 |
| 9/25 vs. LV | W | QB | 27 | 19 | 70.4 | 264 | 9.78 | 1 | 3.7 | 1 | 3.7 | 41 | 1 | 12 | 98.4 | 4 | 2 | 0.5 | 3 | 1 |
| 10/2 at Ind | W | QB | 21 | 17 | 81.0 | 137 | 6.52 | 2 | 9.5 | 0 | 0.0 | 23 | 3 | 21 | 125.6 | 5 | 9 | 1.8 | 9 | 0 |
| 10/9 at Was | W | QB | 25 | 15 | 60.0 | 181 | 7.24 | 1 | 4.0 | 0 | 0.0 | 61 | 5 | 45 | 95.6 | 3 | 3 | 1.0 | 2 | 0 |
| 10/23 vs. Ind | W | QB | 20 | 13 | 65.0 | 132 | 6.60 | 0 | 0.0 | 0 | 0.0 | 27 | 2 | 16 | 83.8 | 4 | 6 | 1.5 | 8 | 0 |
| 10/30 at Hou | W | | | | | | | | | | | | | | | | | | | |
| 11/6 at KC | L | | | | | | | | | | | | | | | | | | | |
| 11/13 vs. Den | W | QB | 36 | 19 | 52.8 | 255 | 7.08 | 2 | 5.6 | 0 | 0.0 | 63t | 1 | 11 | 94.1 | 2 | 12 | 6.0 | 11 | 0 |
| 11/17 at GB | W | QB | 27 | 22 | 81.5 | 333 | 12.33 | 2 | 7.4 | 1 | 3.7 | 51 | 3 | 17 | 127.3 | 3 | -3 | -1.0 | -1 | 0 |
| 11/27 vs. Cin | L | QB | 34 | 22 | 64.7 | 291 | 8.56 | 0 | 0.0 | 0 | 0.0 | 69 | 1 | 10 | 91.7 | 2 | 9 | 4.5 | 5 | 0 |
| 12/4 at Phi | L | QB | 22 | 14 | 63.6 | 141 | 6.41 | 1 | 4.5 | 0 | 0.0 | 41 | 6 | 35 | 97.0 | 3 | 34 | 11.3 | 17 | 0 |
| 12/11 vs. Jax | L | QB | 38 | 25 | 65.8 | 254 | 6.68 | 2 | 5.3 | 1 | 2.6 | 27 | 4 | 27 | 91.3 | 2 | 16 | 8.0 | 8 | 0 |
| 12/18 at LAC | L | QB | 22 | 15 | 68.2 | 165 | 7.50 | 0 | 0.0 | 1 | 4.5 | 37 | 4 | 28 | 71.2 | 3 | 1 | 0.3 | 1t | 1 |
| 12/24 vs. Hou | L | | | | | | | | | | | | | | | | | | | |
| 12/29 vs. Dal | | | | | | | | | | | | | | | | | | | | |
| 1/7-1/8 at Jax | | | | | | | | | | | | | | | | | | | | |

Tannehill's Career Regular Season Statistics (2012-18 with Miami):

| Year | G | S | Passing | | | | | | | | | | | | | Rushing | | | | |
|---------------|------------|------------|--------------|--------------|-------------|---------------|------------|------------|------------|------------|------------|------------|------------|--------------|-------------|------------|--------------|------------|-----------|-----------|
| | | | Att | Cmp | Pct | Yds | Yd/Att | TD | TD% | Int | Int% | Lg | Sack | Lost | Rate | Att | Yds | Avg | Lg | TD |
| 2012 | 16 | 16 | 484 | 282 | 58.3 | 3,294 | 6.8 | 12 | 2.5 | 13 | 2.7 | 80 | 35 | 234 | 76.1 | 49 | 211 | 4.3 | 31 | 2 |
| 2013 | 16 | 16 | 588 | 355 | 60.4 | 3,913 | 6.7 | 24 | 4.1 | 17 | 2.9 | 67 | 58 | 399 | 81.7 | 40 | 238 | 6.0 | 48 | 1 |
| 2014 | 16 | 16 | 590 | 392 | 66.4 | 4,045 | 6.9 | 27 | 4.6 | 12 | 2.0 | 50 | 46 | 337 | 92.8 | 56 | 311 | 5.6 | 40 | 1 |
| 2015 | 16 | 16 | 586 | 363 | 61.9 | 4,208 | 7.2 | 24 | 4.1 | 12 | 2.0 | 54 | 45 | 420 | 88.7 | 32 | 141 | 4.4 | 28 | 1 |
| 2016 | 13 | 13 | 389 | 261 | 67.1 | 2,995 | 7.7 | 19 | 4.9 | 12 | 3.1 | 74 | 29 | 216 | 93.5 | 39 | 164 | 4.2 | 18 | 1 |
| 2017 | 0 | 0 | | | | | | | | | | | | | | | | | | |
| 2018 | 11 | 11 | 274 | 176 | 64.2 | 1,979 | 7.2 | 17 | 6.2 | 9 | 3.3 | 75 | 35 | 279 | 92.7 | 32 | 145 | 4.5 | 20 | 0 |
| 2019 | 12 | 10 | 286 | 201 | 70.3 | 2,742 | 9.6 | 22 | 7.7 | 6 | 2.1 | 91 | 31 | 212 | 117.5 | 43 | 185 | 4.3 | 25 | 4 |
| 2020 | 16 | 16 | 481 | 315 | 65.5 | 3,819 | 7.9 | 33 | 6.9 | 7 | 1.5 | 75 | 24 | 173 | 106.5 | 43 | 266 | 6.2 | 45 | 7 |
| 2021 | 17 | 17 | 531 | 357 | 67.2 | 3,734 | 7.0 | 21 | 4.0 | 14 | 2.6 | 57t | 47 | 327 | 89.6 | 55 | 270 | 4.9 | 28 | 7 |
| 2022 | 12 | 12 | 325 | 212 | 65.2 | 2,536 | 7.8 | 13 | 4.0 | 6 | 1.8 | 69 | 33 | 238 | 94.6 | 34 | 98 | 2.9 | 17 | 2 |
| Totals | 145 | 143 | 4,534 | 2,914 | 64.3 | 33,265 | 7.3 | 212 | 4.7 | 108 | 2.4 | 91t | 383 | 2,835 | 91.9 | 423 | 2,029 | 4.8 | 48 | 26 |

Tannehill's Career Postseason Statistics:

| Year | G | S | Passing | | | | | | | | | | | | | Rushing | | | | |
|---------------|----------|----------|------------|-----------|-------------|------------|------------|----------|------------|----------|------------|------------|----------|-----------|-------------|-----------|-----------|------------|----------|----------|
| | | | Att | Cmp | Pct | Yds | Yd/Att | TD | TD% | Int | Int% | Lg | Sack | Lost | Rate | Att | Yds | Avg | Lg | TD |
| 2016 | 0 | 0 | 0 | 0 | - | 0 | - | 0 | - | 0 | - | - | 0 | 0 | - | 0 | 0 | - | - | 0 |
| 2019 | 3 | 3 | 60 | 36 | 60.0 | 369 | 6.2 | 5 | 8.3 | 1 | 1.7 | 45 | 5 | 40 | 98.5 | 13 | 35 | 2.7 | 9 | 1 |
| 2020 | 1 | 1 | 26 | 18 | 69.2 | 165 | 6.3 | 1 | 3.8 | 1 | 3.8 | 35 | 1 | 7 | 83.0 | 2 | 6 | 3.0 | 4 | 0 |
| 2021 | 1 | 1 | 24 | 15 | 62.5 | 220 | 9.2 | 1 | 4.2 | 3 | 12.5 | 41 | 1 | 7 | 66.7 | 3 | 12 | 4.0 | 8 | 0 |
| Totals | 5 | 5 | 110 | 69 | 62.7 | 754 | 6.9 | 7 | 6.4 | 5 | 4.5 | 45t | 7 | 54 | 85.2 | 18 | 53 | 2.9 | 9 | 1 |

Tannehill's Regular Season Single-Game Highs:

Attempts - 58 at N.Y. Jets (11/29/15)
Completions - 35 (Twice, last vs. Houston, 11/21/21)
Passing Yards - 431 at Arizona (9/30/12)
Touchdown Passes - 4 (Five times, last at Houston, 1/9/22)
Long Completion - 91t at Oakland (12/8/19)
Completion Percentage - 81.5 at Green Bay (11/17/22)
Passer Rating - 155.3 vs. Oakland (9/23/18)
Rushing Attempts - 8 (Twice, last at N.Y. Jets, 9/16/18)
Rushing Yards - 56 (Twice, last vs. Indianapolis, 9/26/21)
Long Rush - 48 at Pittsburgh (12/8/13)
Rushing Touchdowns - 2 (Three times, last at Houston, 1/3/21)

Tannehill's Playoff Single-Game Highs:

Attempts - 31 at Kansas City (1/19/20)
Completions - 21 at Kansas City (1/19/20)
Passing Yards - 220 vs. Cincinnati (1/22/22)
Touchdown Passes - 2 (Twice, last at Kansas City, 1/19/20)
Long Completion - 45t at Baltimore (1/11/20)
Completion Percentage - 69.2 vs. Baltimore (1/10/21)
Passer Rating - 108.1 at Kansas City (1/19/20)
Rushing Attempts - 6 at Baltimore (1/11/20)
Rushing Yards - 13 at Baltimore (1/11/20)
Long Rush - 9 at Baltimore (1/11/20)
Rushing Touchdowns - 1 at Baltimore (1/11/20)



Pastorini, Warren Moon, Steve McNair and Marcus Mariota. With the victory, he set the record for the most wins by a Titans/Oilers starting quarterback in the first four seasons of a player's career with the organization (35 wins in the regular season and 37 including playoffs), surpassing George Blanda (34 regular season, 36 total). Tannehill completed both touchdown passes to Nick Westbrook-Ikhine, connecting on a nine-yard score in the second quarter and a 63-yarder on a flea-flicker in the third quarter. It was his longest completion since a 75-yard touchdown pass against Detroit on Dec. 20, 2020. He recorded his fourth consecutive start with no interceptions, which tied for the longest streak of his career in a single season (three times, last in 2016).

➤ **At Green Bay (11/17)**, completed 22 of 27 passes for 333 yards with two touchdowns and one interception for a passer rating of 127.3. He established a new career high for completion percentage (81.5) in a qualifying game (minimum 20 attempts). His 25th career 300-yard passing game was his ninth such performance since joining the Titans in 2019, moving him ahead of Marcus Mariota (eight) for the fourth-highest total in franchise history. On the opening drive of the game, he completed a 43-yard pass to Treylon Burks to convert a third down and then tossed a 14-yard touchdown pass to Dontrell Hilliard. On the first play of the fourth quarter, he completed a 16-yard scoring strike to Austin Hooper. Late in the fourth quarter, he helped cement the outcome with a 51-yard completion to Burks. He reached 1,500 passing attempts as a member of the Titans (1,507), which is the number needed to qualify in the team record books for career passer rating and completion percentage marks, and he moved into first place in both categories.

➤ **Against Cincinnati (11/27)**, completed 22 of 34 passes for 291 yards with a passer rating of 91.7. He added nine yards on two rushing attempts to give him 300 combined passing and rushing yards. In the first quarter, he completed a 25-yard pass to Nick Westbrook-Ikhine. In the second quarter, he was credited with a 69-yard pass on a screen play to Derrick Henry. The play resulted in a touchdown when Treylon Burks recovered Henry's fumble in the end zone. In the third quarter, he delivered a 51-yard pass to Treylon Burks.

➤ **At Philadelphia (12/4)**, completed 14 of 22 passes for 141 yards and a touchdown for a passer rating of 97.0. He added three rushing attempts for a team-high 34 yards. In the first quarter, he threw a 25-yard touchdown pass to Treylon Burks, capping a drive in which he had a season-long 17-yard rushing attempt and converted a fourth-and-seven with an eight-yard scramble. He produced his fourth consecutive game with a passer rating above 90.0.

➤ **Against Jacksonville (12/11)**, completed 25 of 38 passes for 254 yards with two touchdowns and one interception. He also rushed for 16 yards on two attempts. His 91.3 passer rating marked his fifth consecutive game with a passer rating above 90.0. In the first quarter, he completed a 10-yard touchdown pass to Chig Okonkwo, and in the fourth quarter, he had a two-yard touchdown pass to Nick Westbrook-Ikhine. He passed to Okonkwo for a two-point conversion in the fourth quarter.

➤ **At Los Angeles Chargers (12/18)**, completed 15 of 22 passes for 165 yards with one interception (71.2 passer rating). He exited the game temporarily after the third play due to an ankle injury, but he reentered the contest in the second quarter. He rushed for his 26th career touchdown and his second of 2022, scoring on a one-yard quarterback sneak late in the fourth quarter. The ensuing extra point tied the score with 48 seconds remaining.

➤ **Against Houston (12/24)**, he was inactive with an ankle injury.

ALL-TIME FRANCHISE PASSING LEADERS

Ryan Tannehill now ranks among the Titans/Oilers career passing leaders in several categories. He owns the franchise's top passer rating and top completion percentage among all qualifiers (minimum 1,500 attempts).

Franchise career passer rating leaders (min. 1,500 attempts):

| Player | Years | Passer Rating |
|-------------------|-----------|---------------|
| 1. Ryan Tannehill | 2019–2022 | 100.5 |
| 2. Marcus Mariota | 2015–2019 | 89.6 |
| 3. Steve McNair | 1995–2005 | 83.3 |
| 4. Warren Moon | 1984–1993 | 80.4 |
| 5. George Blanda | 1960–1966 | 62.5 |
| 6. Dan Pastorini | 1971–1979 | 61.0 |

Franchise career completion percentage leaders (min. 1,500 attempts):

| Player | Years | Completion % |
|-------------------|-----------|--------------|
| 1. Ryan Tannehill | 2019–2022 | 66.9 |
| 2. Marcus Mariota | 2015–2019 | 62.9 |
| 3. Steve McNair | 1995–2005 | 59.5 |
| 4. Warren Moon | 1984–1993 | 57.9 |
| 5. Dan Pastorini | 1971–1979 | 51.5 |
| 6. George Blanda | 1960–1966 | 48.4 |

Franchise career passing yardage leaders:

| Player | Years | Passing Yards |
|-------------------|-----------|---------------|
| 1. Warren Moon | 1984–1993 | 33,685 |
| 2. Steve McNair | 1995–2005 | 27,141 |
| 3. George Blanda | 1960–1966 | 19,149 |
| 4. Dan Pastorini | 1971–1979 | 16,846 |
| 5. Marcus Mariota | 2015–2019 | 13,207 |
| 6. Ryan Tannehill | 2019–2022 | 12,831 |

Franchise career passing touchdown leaders:

| Player | Years | Passing TDs |
|-------------------|-----------|-------------|
| 1. Warren Moon | 1984–1993 | 196 |
| 2. George Blanda | 1960–1966 | 165 |
| 3. Steve McNair | 1995–2005 | 156 |
| 4. Dan Pastorini | 1971–1979 | 96 |
| 5. Ryan Tannehill | 2019–2022 | 89 |
| 6. Marcus Mariota | 2015–2019 | 76 |

A NEW START

Since Ryan Tannehill's first start with the Titans, which took place Oct. 20, 2019 against the Los Angeles Chargers, he has been one of the NFL's passing leaders in several categories. He is in the NFL's top 10 in passer rating in that time period among active players.

Highest passer rating among active players since Ryan Tannehill became the Titans starter in Week 7 of 2019 (minimum 14 attempts per team game):

| Player | Att | Cmp | Pct | Yds | TD | Int | Rating |
|---------------------|-------|-------|-------|--------|-----|-----|--------|
| 1. Aaron Rodgers | 1,898 | 1,272 | 67.0% | 14,157 | 127 | 22 | 106.5 |
| 2. Patrick Mahomes | 2,080 | 1,386 | 66.6% | 16,226 | 124 | 34 | 103.2 |
| 3. Kirk Cousins | 1,958 | 1,309 | 66.9% | 14,832 | 112 | 34 | 101.2 |
| 4. Joe Burrow | 1,488 | 1,019 | 68.5% | 11,559 | 81 | 31 | 101.0 |
| 5. Jimmy Garoppolo | 1,219 | 829 | 68.0% | 10,158 | 63 | 29 | 100.8 |
| 6. Ryan Tannehill | 1,607 | 1,072 | 66.7% | 12,687 | 89 | 32 | 100.7 |
| 7. Dak Prescott | 1,519 | 1,020 | 67.1% | 11,773 | 85 | 31 | 100.5 |
| 8. Deshaun Watson | 961 | 646 | 67.2% | 7,734 | 49 | 19 | 100.4 |
| 9. Matthew Stafford | 1,550 | 1,030 | 66.5% | 12,169 | 87 | 38 | 98.7 |
| 10. Lamar Jackson | 1,290 | 829 | 64.3% | 9,501 | 84 | 30 | 98.3 |

QB WINNING PERCENTAGE SINCE 2019

Since the time he took over as the starting quarterback for the Titans in Week 7 of the 2019 season, **Ryan Tannehill** built one of the NFL's best records. From 2019 through 2021, his .698 winning percentage ranked fifth in the NFL among all signal callers with at least 25 starts during that time.

Highest winning percentage by starting quarterbacks from 2019 to 2022 (minimum 25 starts):

| Quarterback | Starts | W | L | T | Win Pct. |
|--------------------------|-----------|-----------|-----------|----------|-------------|
| 1. Patrick Mahomes | 61 | 49 | 12 | 0 | .803 |
| 2. Aaron Rodgers | 63 | 46 | 17 | 0 | .730 |
| 3. Lamar Jackson | 54 | 39 | 15 | 0 | .722 |
| 4. Josh Allen | 64 | 46 | 18 | 0 | .719 |
| 5. Jimmy Garoppolo | 47 | 32 | 15 | 0 | .681 |
| 6. Tom Brady | 64 | 43 | 21 | 0 | .672 |
| 7. Jalen Hurts | 33 | 22 | 11 | 0 | .667 |
| 8. Ryan Tannehill | 55 | 36 | 19 | 0 | .655 |
| 9. Ben Roethlisberger | 33 | 21 | 12 | 0 | .636 |
| 10. Tua Tagovailoa | 34 | 21 | 13 | 0 | .618 |

QB WINS, FIRST THREE SEASONS

In leading the Titans to a 12-5 record during the 2021 regular season, Titans quarterback **Ryan Tannehill** improved to 30-13 as a starter since he was traded from the Dolphins to the Titans in 2019. He started every game from Week 7 of his initial season in Tennessee through the 2021 finale.

Tannehill is off to one of the best beginnings to any quarterback's tenure in franchise history. He has more regular season wins—30—than any other starting signal caller in franchise history over the player's first three years with the club, surpassing **George Blanda**, who won 28 regular season starts for the Oilers from 1960 to 1962.

Tannehill moved past **Marcus Mariota** (29 wins) and into a tie with **Vince Young** (30) for fifth place on the team's all-time wins list for starting quarterbacks. He trails only **Steve McNair** (76), **Warren Moon** (70), **Dan Pastorini** (53) and Blanda (44).

Most wins by a starting quarterback in his first three regular seasons with the Titans/Oilers franchise:

| Quarterback | Years 1-3 | Wins in ... | | | Total | |
|--------------------------|------------------|-------------|-----------|-----------|-----------|----|
| | | Year 1 | Year 2 | Year 3 | | |
| 1. Ryan Tannehill | 2019-2021 | 7 | 11 | 12 | 30 | |
| 2. George Blanda | 1960-1962 | 8 | 9 | 11 | 28 | |
| 3. Marcus Mariota | 2015-2017 | 3 | 8 | 9 | 20 | |
| 4. Vince Young | 2006-2008 | 8 | 9 | 1 | 18 | |
| 5. Kenny Stabler | 1980-1981 | 11 | 5 | - | 16 | |
| | Pete Beathard | 1967-1969 | 7 | 3 | 6 | 16 |
| 7. Kerry Collins | 2006-2008 | 0 | 1 | 12 | 13 | |
| 8. Steve McNair | 1995-1997 | 2 | 2 | 8 | 12 | |
| | Warren Moon | 1984-1986 | 3 | 4 | 5 | 12 |
| 10. Matt Hasselbeck | 2011-2012 | 9 | 2 | - | 11 | |
| | Chris Chandler | 1995-1996 | 5 | 6 | - | 11 |



RYAN TANNEHILL'S STARTING RECORD WHEN ...

| Record When Tannehill | Regular Season | | | Playoff Career |
|-------------------------------|----------------|---------|--------|----------------|
| | 2022 | 2019-22 | Career | |
| Starts at quarterback | 6-6 | 36-19 | 78-65 | 2-3 |
| Starts vs. division opponents | 2-1 | 15-4 | 28-23 | 0-0 |
| Passes for 300 or more yards | 1-0 | 6-3 | 12-13 | 0-0 |
| Completes 1 or more TD passes | 5-3 | 31-15 | 68-46 | 2-3 |
| Completes 2 or more TD passes | 3-2 | 22-7 | 49-19 | 1-1 |
| Completes 3 or more TD passes | 0-0 | 9-2 | 20-5 | 0-0 |
| Starts and passes for no INTs | 4-3 | 24-7 | 49-22 | 1-1 |
| Completes 70.0% of his passes | 3-0 | 19-1 | 38-6 | 0-0 |
| Has a passer rating of 80.0+ | 6-4 | 33-12 | 70-32 | 1-1 |
| Has a passer rating of 90.0+ | 5-4 | 31-9 | 63-17 | 1-1 |
| Has a passer rating of 100.0+ | 2-1 | 24-4 | 42-8 | 1-1 |
| Sacked 0 times | 0-0 | 4-0 | 7-3 | 0-0 |
| Rushes for 1 or more TDs | 1-1 | 11-6 | 13-10 | 1-0 |
| Rushes for 2 or more TDs | 0-0 | 3-0 | 3-0 | 0-0 |
| Rushes and Passes for 1 TD | 1-0 | 9-4 | 10-5 | 1-0 |

RUSHING EFFICIENCY AMONG QBs

Titans quarterback **Ryan Tannehill's** ability to rush efficiently has reaped benefits since he arrived in Tennessee. From 2019 through 2021, he had 69 first downs on 106 total non-kneel-down rushing attempts, and in that time period, his 65.1 percent conversion rate was the best in the league among signal callers with 50 such attempts.

Tannehill also ranked third in the NFL from 2019 through 2021 with 18 rushing touchdowns. Only **Josh Allen** (23) and **Kyler Murray** (20) had more.

Highest percentage of rushing attempts for first downs by quarterbacks from 2019 to 2022 (kneel-downs excluded; minimum 50 non-kneel-down attempts):

| Quarterback | Rush | | | First Down | First Down Pct. |
|--------------------------|------------|------------|-----------|------------|-----------------|
| | Att | Yards | TD | | |
| 1. Ryan Tannehill | 128 | 865 | 20 | 81 | 63.3% |
| 2. Tom Brady | 51 | 162 | 8 | 30 | 58.8% |
| 3. Jacoby Brissett | 119 | 576 | 10 | 65 | 54.6% |
| 4. Jimmy Garoppolo | 81 | 207 | 6 | 42 | 51.9% |
| 5. Justin Herbert | 128 | 716 | 8 | 63 | 49.2% |
| 6. Kirk Cousins | 84 | 442 | 5 | 41 | 48.8% |
| 7. Josh Allen | 387 | 2506 | 30 | 186 | 48.1% |
| 8. Patrick Mahomes | 176 | 1280 | 10 | 84 | 47.7% |
| 9. Joe Burrow | 116 | 540 | 10 | 55 | 47.4% |
| 10. Jameis Winston | 74 | 457 | 2 | 35 | 47.3% |

Most rushing touchdowns by quarterback from 2019 to 2022:

| Quarterback | Rush TD |
|--------------------------|-----------|
| 1. Josh Allen | 30 |
| 2. Jalen Hurts | 26 |
| 3. Kyler Murray | 23 |
| 4. Ryan Tannehill | 20 |
| 5. Lamar Jackson | 19 |
| 6. Cam Newton | 17 |
| 7. Deshaun Watson | 11 |
| Sam Darnold | 11 |
| 9. (five tied) | 10 |

2020 NFL PASSING LEADERS

Ryan Tannehill finished among the 2020 NFL passing leaders in several categories.

Highest passer rating in 2020 (qualifiers only):

| Player | Team | Passer Rating |
|--------------------------|-------------------------|---------------|
| 1. Aaron Rodgers | Green Bay Packers | 121.5 |
| 2. Deshaun Watson | Houston Texans | 112.4 |
| 3. Patrick Mahomes | Kansas City Chiefs | 108.2 |
| 4. Josh Allen | Buffalo Bills | 107.2 |
| 5. Ryan Tannehill | Tennessee Titans | 106.5 |
| 6. Drew Brees | New Orleans Saints | 106.4 |
| 7. Russell Wilson | Seattle Seahawks | 105.1 |
| 8. Kirk Cousins | Minnesota Vikings | 105.0 |
| 9. Tom Brady | Tampa Bay Buccaneers | 102.2 |
| 10. Derek Carr | Las Vegas Raiders | 101.4 |

Most touchdown passes in 2020:

| Player | Team | TD Passes |
|--------------------------|-------------------------|-----------|
| 1. Aaron Rodgers | Green Bay Packers | 48 |
| 2. Russell Wilson | Seattle Seahawks | 40 |
| Tom Brady | Tampa Bay Buccaneers | 40 |
| 4. Patrick Mahomes | Kansas City Chiefs | 38 |
| 5. Josh Allen | Buffalo Bills | 37 |
| 6. Kirk Cousins | Minnesota Vikings | 35 |
| 7. Ryan Tannehill | Tennessee Titans | 33 |
| Deshaun Watson | Houston Texans | 33 |
| Ben Roethlisberger | Pittsburgh Steelers | 33 |
| 10. Justin Herbert | Los Angeles Chargers | 31 |

Highest passing average in 2020 (yards per attempt):

| Player | Team | Yards/Att |
|-----------------------|-------------------------|------------|
| 1. Deshaun Watson | Houston Texans | 8.9 |
| 2. Kirk Cousins | Minnesota Vikings | 8.3 |
| 3. Aaron Rodgers | Green Bay Packers | 8.2 |
| 4. Patrick Mahomes | Kansas City Chiefs | 8.1 |
| 5. Josh Allen | Buffalo Bills | 7.9 |
| Ryan Tannehill | Tennessee Titans | 7.9 |
| Derek Carr | Las Vegas Raiders | 7.9 |
| 8. Ryan Fitzpatrick | Miami Dolphins | 7.8 |
| 9. Matthew Stafford | Detroit Lions | 7.7 |
| Philip Rivers | Indianapolis Colts | 7.7 |

Highest touchdown-to-interception ratio in 2020:

| Player | Team | TDs per INT |
|--------------------------|-------------------------|-------------|
| 1. Aaron Rodgers | Green Bay Packers | 9.60 |
| 2. Patrick Mahomes | Kansas City Chiefs | 6.33 |
| 3. Ryan Tannehill | Tennessee Titans | 4.71 |
| Deshaun Watson | Houston Texans | 4.71 |
| 5. Drew Brees | New Orleans Saints | 4.00 |
| 6. Josh Allen | Buffalo Bills | 3.70 |
| 7. Tom Brady | Tampa Bay Buccaneers | 3.33 |
| 8. Ben Roethlisberger | Pittsburgh Steelers | 3.30 |
| 9. Baker Mayfield | Cleveland Browns | 3.25 |
| 10. Gardner Minshew | Jacksonville Jaguars | 3.20 |



SINGLE-SEASON FRANCHISE RECORDS

Ryan Tannehill has enjoyed one of the finest three-year statistical runs of any quarterback in Titans/Oilers franchise history. His performances have ranked among the franchise greats in several passing categories, including his 3,734 passing yards in 2021 (fourth in franchise history) and 67.2 completion percentage (third).

In 2019, Tannehill's passer rating of 117.5 ranked first in the NFL and was one of three major single-season passing records he set for the franchise. He also established new benchmarks for completion percentage (70.3) and passing average (9.6).

Single-season passing yardage leaders, franchise history:

| Player | Season | Pass Yards |
|--------------------------|-------------|--------------|
| 1. Warren Moon | 1991 | 4,690 |
| 2. Warren Moon | 1990 | 4,689 |
| 3. Ryan Tannehill | 2020 | 3,819 |
| 4. Ryan Tannehill | 2021 | 3,734 |
| 5. Warren Moon | 1989 | 3,631 |

Single-season touchdown pass leaders, franchise history:

| Player | Season | TD Passes |
|--------------------------|-------------|-----------|
| 1. George Blanda | 1961 | 36 |
| 2. Ryan Tannehill | 2020 | 33 |
| Warren Moon | 1990 | 33 |
| 4. George Blanda | 1962 | 27 |
| 5. Marcus Mariota | 2016 | 26 |

Single-season passer rating leaders, franchise history:

| Player | Season | Rating |
|--------------------------|-------------|--------------|
| 1. Ryan Tannehill | 2019 | 117.5 |
| 2. Ryan Tannehill | 2020 | 106.5 |
| 3. Steve McNair | 2003 | 100.4 |
| 4. Warren Moon | 1990 | 96.8 |
| 5. Marcus Mariota | 2016 | 95.6 |

Single-season completion percentage leaders, franchise history:

| Player | Season | Comp Pct |
|--------------------------|-------------|-------------|
| 1. Ryan Tannehill | 2019 | 70.3 |
| 2. Marcus Mariota | 2018 | 68.9 |
| 3. Ryan Tannehill | 2021 | 67.2 |
| 4. Cody Carlson | 1992 | 65.6 |
| 5. Ryan Tannehill | 2020 | 65.5 |

Single-season passing average leaders (yards per attempt), franchise history:

| Player | Season | Yards/Att |
|--------------------------|-------------|------------|
| 1. Ryan Tannehill | 2019 | 9.6 |
| 2. George Blanda | 1961 | 9.2 |
| 3. Steve McNair | 2003 | 8.0 |
| Warren Moon | 1990 | 8.0 |
| 5. Ryan Tannehill | 2020 | 7.9 |
| Warren Moon | 1988 | 7.9 |

Single-season combined passing and rushing touchdown leaders, franchise history:

| Player | Season | Pass + Rush TD |
|--------------------------|-------------|----------------|
| 1. Ryan Tannehill | 2020 | 40 |
| 2. George Blanda | 1961 | 36 |
| 3. Warren Moon | 1990 | 35 |
| 4. Ryan Tannehill | 2021 | 28 |
| Steve McNair | 2003 | 28 |
| Marcus Mariota | 2016 | 28 |
| George Blanda | 1960 | 28 |

TANNEHILL'S CAREER 300-YARD PASSING GAMES

| Date | Opp | W/L | Att | Cmp | Pct | Yds | TD | Int | Rtg |
|----------|-----------------|-----|-----|-----|------|-----|----|-----|-------|
| 9/30/12 | at Arizona | L | 41 | 26 | 63.4 | 431 | 1 | 2 | 86.5 |
| 12/21/14 | Minnesota | W | 47 | 35 | 74.5 | 396 | 4 | 1 | 118.7 |
| 12/8/19 | at Oakland | W | 27 | 21 | 77.8 | 391 | 3 | 1 | 140.4 |
| 12/6/20 | Cleveland | L | 45 | 29 | 64.4 | 389 | 3 | 1 | 104.8 |
| 9/18/16 | at New England | L | 45 | 32 | 71.1 | 387 | 2 | 2 | 93.5 |
| 10/18/20 | Houston | W | 41 | 30 | 73.2 | 366 | 4 | 1 | 122.6 |
| 9/20/15 | at Jacksonville | L | 44 | 30 | 68.2 | 359 | 2 | 0 | 108.0 |
| 11/29/15 | at N.Y. Jets | L | 58 | 33 | 56.9 | 351 | 3 | 1 | 84.8 |
| 1/3/16 | New England | W | 38 | 25 | 65.8 | 350 | 2 | 0 | 112.8 |
| 9/19/21 | at Seattle | W | 40 | 27 | 67.5 | 347 | 0 | 0 | 94.5 |
| 12/14/14 | at New England | L | 47 | 29 | 61.7 | 346 | 1 | 2 | 73.5 |
| 11/17/22 | at Green Bay | W | 27 | 22 | 81.5 | 333 | 2 | 1 | 127.3 |
| 11/3/19 | at Carolina | L | 39 | 27 | 69.2 | 331 | 1 | 2 | 82.3 |
| 12/1/13 | at N.Y. Jets | W | 43 | 28 | 65.1 | 331 | 2 | 1 | 94.2 |
| 12/27/15 | Indianapolis | L | 38 | 26 | 68.4 | 329 | 0 | 1 | 84.2 |
| 11/21/21 | Houston | L | 52 | 35 | 67.3 | 323 | 1 | 4 | 58.4 |
| 9/27/20 | at Minnesota | W | 37 | 23 | 62.2 | 321 | 0 | 1 | 78.8 |
| 9/25/16 | Cleveland | W | 39 | 25 | 64.1 | 319 | 3 | 2 | 93.9 |
| 9/15/13 | at Indianapolis | W | 34 | 23 | 67.6 | 319 | 1 | 0 | 107.4 |
| 10/20/19 | L.A. Chargers | W | 29 | 23 | 79.3 | 312 | 2 | 1 | 120.1 |
| 12/15/13 | New England | W | 37 | 25 | 67.6 | 312 | 3 | 0 | 120.6 |
| 11/24/13 | Carolina | L | 42 | 28 | 66.7 | 310 | 1 | 1 | 86.4 |
| 11/8/15 | at Buffalo | L | 35 | 26 | 74.3 | 307 | 0 | 0 | 100.5 |
| 10/6/13 | Baltimore | L | 40 | 21 | 52.5 | 307 | 1 | 0 | 86.1 |
| 10/29/15 | at New England | L | 44 | 28 | 63.6 | 300 | 0 | 2 | 64.6 |

TEAM SINGLE-GAME PASSER RATING

On Dec. 20, 2020, **Ryan Tannehill** recorded a 145.8 passer rating against the Detroit Lions. It qualified as the seventh best single-game passer rating in franchise history (minimum 20 attempts) and was Tannehill's second-highest passer rating in a qualifying game (155.3 vs. Oakland on Sept. 23, 2018).

On Sept. 20, 2020, Tannehill posted a 145.7 passer rating against the Jacksonville Jaguars that at the time ranked seventh in team history.

Highest single-game passer ratings in franchise history (min. 20 attempts):

| Player | Opp | Date | Att | Cmp | Yds | TD | Int | Rtg |
|--------------------------|------------|-----------------|-----------|-----------|------------|----------|----------|--------------|
| 1. Chris Chandler | at Cin | 9/24/95 | 26 | 23 | 352 | 4 | 0 | 158.3 |
| 2. Marcus Mariota | GB | 11/13/16 | 26 | 19 | 295 | 4 | 0 | 149.8 |
| 3. Marcus Mariota | Jax | 10/27/16 | 22 | 18 | 270 | 2 | 0 | 148.1 |
| 4. Marcus Mariota | at Hou | 11/26/18 | 23 | 22 | 303 | 2 | 0 | 147.7 |
| 5. Steve McNair | Hou | 10/12/03 | 27 | 18 | 421 | 3 | 0 | 146.8 |
| 6. Warren Moon | at Cle | 11/18/90 | 32 | 24 | 322 | 5 | 0 | 146.1 |
| 7. Ryan Tannehill | Det | 12/20/20 | 27 | 21 | 273 | 3 | 0 | 145.8 |
| 8. Ryan Tannehill | Jax | 9/20/20 | 24 | 18 | 239 | 4 | 0 | 145.7 |
| 9. Warren Moon | Buf | 11/26/90 | 22 | 16 | 300 | 2 | 0 | 145.1 |
| 10. Chris Chandler | Den | 11/26/95 | 26 | 18 | 280 | 3 | 0 | 143.1 |



LEADING VETERAN QBS ON NEW TEAMS

In 2019, **Ryan Tannehill** set a new standard for veteran quarterbacks in their first year with a new team. Tannehill, who was acquired in a trade after seven years with the Miami Dolphins, had a passer rating of 117.5. No quarterback has ever finished with a passer rating that high in his first season with a new team after playing at least one year with another team.

Brett Favre held the distinction until 2019. In 2009, Favre's 107.2 passer rating with the Minnesota Vikings became the best figure in league annals by a veteran in his first campaign with a new club.

Highest passer rating in a veteran's first season with a new team (through 2019):

| Player | Season | New Team | Former Team | Rating |
|--------------------------|-------------|------------------|--------------|--------------|
| 1. Ryan Tannehill | 2019 | Tennessee | Miami | 117.5 |
| 2. Brett Favre | 2009 | Minnesota | N.Y. Jets | 107.2 |
| 3. Peyton Manning | 2012 | Denver | Indianapolis | 105.8 |
| 4. Vinny Testaverde | 1998 | N.Y. Jets | Baltimore | 101.6 |
| 5. Kirk Cousins | 2018 | Minnesota | Washington | 99.7 |
| 6. Tyrod Taylor | 2015 | Buffalo | Baltimore | 99.4 |
| 7. Sam Bradford | 2016 | Minnesota | Philadelphia | 99.3 |
| 8. Len Dawson | 1962 | Dallas Texans | Cleveland | 98.3 |
| Case Keenum | 2017 | Minnesota | L.A. Rams | 98.3 |
| 10. Brian Griese | 2004 | Tampa Bay | Miami | 97.5 |

SINGLE-SEASON NFL LEADERS

Ryan Tannehill established the fourth-highest single-season passer rating in NFL history in 2019. His 117.5 passer rating is surpassed in league annals by only **Aaron Rodgers'** 122.5 passer rating in 2011, **Peyton Manning's** 121.1 in 2004 and **Nick Foles'** 119.2 in 2013.

Meanwhile, his 9.6-yard passing average tied for eighth in NFL annals.

NFL all-time single-season passer rating leaders (through 2019):

| Player | Team | Season | Rating |
|--------------------------|-------------------------|-------------|--------------|
| 1. Aaron Rodgers | Green Bay Packers | 2011 | 122.5 |
| 2. Peyton Manning | Indianapolis Colts | 2004 | 121.1 |
| 3. Nick Foles | Philadelphia Eagles | 2013 | 119.2 |
| 4. Ryan Tannehill | Tennessee Titans | 2019 | 117.5 |
| 5. Tom Brady | New England Patriots | 2007 | 117.2 |
| 6. Matt Ryan | Atlanta Falcons | 2016 | 117.1 |
| 7. Drew Brees | New Orleans Saints | 2019 | 116.3 |
| 8. Drew Brees | New Orleans Saints | 2018 | 115.7 |
| 9. Peyton Manning | Denver Broncos | 2013 | 115.1 |
| 10. Patrick Mahomes | Kansas City Chiefs | 2018 | 113.8 |

NFL all-time single-season passing average leaders (through 2019):

| Player | Team | Season | Yds/Att |
|-----------------------|-------------------------|-------------|------------|
| 1. Sid Luckman | Chicago Bears | 1943 | 10.9 |
| 2. Otto Graham | Cleveland Browns | 1953 | 10.6 |
| 3. Otto Graham | Cleveland Browns | 1947 | 10.2 |
| 4. Norm Van Brocklin | Los Angeles Rams | 1954 | 10.1 |
| 5. Ed Brown | Chicago Bears | 1956 | 9.9 |
| Kurt Warner | St. Louis Rams | 2000 | 9.9 |
| 7. Otto Graham | Cleveland Browns | 1949 | 9.8 |
| 8. Chris Chandler | Atlanta Falcons | 1998 | 9.6 |
| Ryan Fitzpatrick | Tampa Bay Buccaneers | 2018 | 9.6 |
| Ryan Tannehill | Tennessee Titans | 2019 | 9.6 |

2019 NFL PASSING LEADERS

Ryan Tannehill led the NFL in 2019 with a 117.5 passer rating and a 9.6-yard passing average. He also placed third in completion percentage (70.3) and second in touchdown percentage (7.7).

Tannehill became the organization's only quarterback other than **Steve McNair** in 2003 to lead the NFL in passer rating. New Orleans' **Drew Brees** finished in second place behind Tannehill with a 116.3 passer rating.

Highest passer rating in 2019 (qualifiers only):

| Player | Team | Passer Rating |
|--------------------------|-------------------------|---------------|
| 1. Ryan Tannehill | Tennessee Titans | 117.5 |
| 2. Drew Brees | New Orleans Saints | 116.3 |
| 3. Lamar Jackson | Baltimore Ravens | 113.3 |
| 4. Kirk Cousins | Minnesota Vikings | 107.4 |
| 5. Russell Wilson | Seattle Seahawks | 106.3 |
| 6. Matthew Stafford | Detroit Lions | 106.0 |
| 7. Patrick Mahomes | Kansas City Chiefs | 105.3 |
| 8. Jimmy Garoppolo | San Francisco 49ers | 102.0 |
| 9. Derek Carr | Oakland Raiders | 100.8 |
| 10. Dak Prescott | Dallas Cowboys | 99.7 |

Highest completion percentage in 2019 (qualifiers only):

| Player | Team | Comp. Pct. |
|--------------------------|-------------------------|-------------|
| 1. Drew Brees | New Orleans Saints | 74.3 |
| 2. Derek Carr | Oakland Raiders | 70.4 |
| 3. Ryan Tannehill | Tennessee Titans | 70.3 |
| 4. Kirk Cousins | Minnesota Vikings | 69.1 |
| Jimmy Garoppolo | San Francisco 49ers | 69.1 |
| 6. Deshaun Watson | Houston Texans | 67.3 |
| 7. Matt Ryan | Atlanta Falcons | 66.2 |
| 8. Russell Wilson | Seattle Seahawks | 66.1 |
| Lamar Jackson | Baltimore Ravens | 66.1 |
| 10. Philip Rivers | Los Angeles Chargers | 66.0 |

Highest passing average in 2019 (yards per attempt; qualifiers only):

| Player | Team | Yards/Att. |
|--------------------------|-------------------------|------------|
| 1. Ryan Tannehill | Tennessee Titans | 9.6 |
| 2. Matthew Stafford | Detroit Lions | 8.6 |
| 3. Jimmy Garoppolo | San Francisco 49ers | 8.4 |
| 4. Patrick Mahomes | Kansas City Chiefs | 8.3 |
| 5. Dak Prescott | Dallas Cowboys | 8.2 |
| Jameis Winston | Tampa Bay Buccaneers | 8.2 |
| 7. Kirk Cousins | Minnesota Vikings | 8.1 |
| 8. Russell Wilson | Seattle Seahawks | 8.0 |
| 9. Derek Carr | Oakland Raiders | 7.9 |
| Drew Brees | New Orleans Saints | 7.9 |

Highest touchdown percentage in 2019 (qualifiers only):

| Player | Team | TD Pct. |
|--------------------------|-------------------------|------------|
| 1. Lamar Jackson | Baltimore Ravens | 9.0 |
| 2. Ryan Tannehill | Tennessee Titans | 7.7 |
| 3. Drew Brees | New Orleans Saints | 7.1 |
| 4. Matthew Stafford | Detroit Lions | 6.5 |
| 5. Russell Wilson | Seattle Seahawks | 6.0 |
| 6. Kirk Cousins | Minnesota Vikings | 5.9 |
| 7. Jimmy Garoppolo | San Francisco 49ers | 5.7 |
| 8. Patrick Mahomes | Kansas City Chiefs | 5.4 |
| 9. Jameis Winston | Tampa Bay Buccaneers | 5.3 |
| Deshaun Watson | Houston Texans | 5.3 |

GAMES WITH A 130 PASSER RATING

During the 2019 campaign, **Ryan Tannehill** produced a streak of four consecutive games with a passer rating greater than 130. The run included a 133.9 passer rating against the Kansas City Chiefs (Nov. 10), a 155.8 against the Jacksonville Jaguars (Nov. 24), a 131.2 at the Indianapolis Colts (Dec. 1) and a 140.4 at the Oakland Raiders (Dec. 8).

In franchise history, no quarterback prior to Tannehill had ever produced four consecutive starts with a passer rating of 130 or better (minimum 10 attempts per game). **Marcus Mariota** (2016) was the most recent of six Titans/Oilers signal callers to do so for three games before Tannehill.

Most consecutive games in a single season with a 130 passer rating, franchise history (minimum 10 attempts each game):

| Player | Dates | Games |
|--------------------------|-----------------------------|----------|
| 1. Ryan Tannehill | Nov. 10–Dec. 8, 2019 | 4 |
| 2. Marcus Mariota | Nov. 13–Nov. 27, 2016 | 3 |
| Ryan Fitzpatrick | Nov. 10–Nov. 24, 2013 | 3 |
| Steve McNair | Dec. 2–Dec. 16, 2001 | 3 |
| Warren Moon | Oct. 22–Nov. 5, 1989 | 3 |
| Dan Pastorini | Nov. 11–Nov. 22, 1979 | 3 |
| George Blanda | Dec. 3–Dec. 17, 1961 | 3 |

Tannehill joined **Russell Wilson** (2015) and **John Hadl** (1973) as the only players in NFL history to register four consecutive games with a minimum of 10 pass attempts and a passer rating of at least 130.

Most consecutive games in a single season with a 130 passer rating, NFL history (through 2019; minimum 10 attempts each game):

| Player | Team | Dates | Games |
|--------------------------|------------------|-----------------------------|----------|
| 1. Ryan Tannehill | Tennessee | Nov. 10–Dec. 8, 2019 | 4 |
| Russell Wilson | Seattle | Nov. 22–Dec. 13, 2015 | 4 |
| John Hadl | L.A. Rams | Sept. 16–Oct. 7, 1973 | 4 |
| 4. (several tied) | | | 3 |

Tannehill registered a total of six single-game passer ratings of 130 or greater in only 10 starts during the 2019 regular season. He tied Wilson with the most such performances in 2019 and also tied for the most by any NFL starting quarterback in any season since 1960. Green Bay's **Aaron Rodgers** (2011) and Dallas' **Tony Romo** (2014) are the only other quarterbacks to accomplish the feat.

In franchise history, former Oilers quarterback **Chris Chandler** previously had the most season games with a 130-plus passer rating, with four in 1995.

Most starts by a quarterback with a passer rating of 130.0 or greater, 1960–2019:

| Player | Season | Team | Games |
|--------------------------|-------------|-------------------------|----------|
| 1. Ryan Tannehill | 2019 | Tennessee Titans | 6 |
| Russell Wilson | 2019 | Seattle Seahawks | 6 |
| Tony Romo | 2014 | Dallas Cowboys | 6 |
| Aaron Rodgers | 2011 | Green Bay Packers | 6 |
| 5. (seven tied) | | | 5 |

MOST TD PASSES IN A POSTSEASON

During the 2019 playoffs, **Ryan Tannehill** completed at least one touchdown pass in all three of the team's games and totaled five touchdown passes. Tannehill tied **Warren Moon's** 1991 franchise record for the most touchdown passes in a single postseason.

Most touchdown passes in a single postseason, franchise history:

| Player | Season | TD Passes |
|--------------------------|-------------|-----------|
| 1. Ryan Tannehill | 2019 | 5 |
| Warren Moon | 1991 | 5 |
| 3. Marcus Mariota | 2017 | 4 |
| Warren Moon | 1992 | 4 |
| Dan Pastorini | 1978 | 4 |
| 6. Steve McNair | 2002 | 3 |
| George Blanda | 1960 | 3 |

RYAN TANNEHILL'S GAME-WINNING DRIVES

In his NFL career, quarterback **Ryan Tannehill** has led 26 game-winning drives in the fourth quarter or overtime, including the regular season and postseason. That includes 13 total games with the Titans from 2019 to 2021.

Per the Elias Sports Bureau, a game-winning drive is defined as when a quarterback's team scores on an offensive possession to put the team ahead (whether tied or from behind) for good in the fourth quarter or overtime.

Ryan Tannehill's game-winning drives:

| Date/Opp. | Largest 4th Qtr Deficit/Tie | Score of Drive | Drive Start | Tannehill's Drive Stats (Att-Cmp-Yds, TD, Rushing) | Drive Totals | Drive End | Game-Winning Scoring Play | Final Score |
|-------------------------|-----------------------------|----------------|--------------|--|--------------|-----------|---|-------------|
| Dolphins Career: | | | | | | | | |
| 11/25/12 at Sea | 14-21 | 21-21 | 1:32 | 4-3-51, 0 TD, 1 rush for 15 yds | 7-65-1:32 | 0:00 | D. Carpenter 43-yard FG | 24-21 |
| 9/22/13 vs. Atl | 20-23 | 20-23 | 4:46 | 12-9-69, 1 TD, 0 rushes | 13-75-4:08 | 0:38 | Tannehill 1-yard pass to D. Sims | 27-23 |
| 12/8/13 at Pit | 24-28 | 24-28 | 4:31 | 3-3-25, 1 TD, 0 rushes | 4-80-1:38 | 2:53 | Tannehill 12-yard pass to C. Clay | 34-28 |
| 12/15/13 vs. NE | 17-20 | 17-20 | 4:07 | 8-6-66, 1 TD, 0 rushes | 9-60-2:52 | 1:15 | Tannehill 14-yard pass to M. Thigpen | 24-20 |
| 12/1/14 at NYJ | 6-13 | 13-13 | 5:42 | 5-4-43, 0 TD, 0 rushes | 9-57-3:45 | 1:57 | C. Sturgis 26-yard FG | 16-13 |
| 11/15/15 at Phi | 13-16 | 13-16 | 3:09 (3rd Q) | 3-3-62, 1 TD, 0 rushes | 7-87-3:14 | 14:55 | Tannehill 4-yard pass to J. Landry | 20-19 |
| 1/3/16 vs. NE | 10-10 | 10-10 | 9:50 | 4-4-77, 1 TD, 0 rushes | 6-82-2:52 | 6:58 | Tannehill 2-yard pass to J. Cameron | 20-10 |
| 9/25/16 vs. Cle | 24-24 | 24-24 | 9:39 (OT) | 1-1-32, 0 TD, 0 rushes | 3-44-1:13 | 8:26 | J. Ajayi 11-yard run | 30-24 |
| 10/23/16 vs. Buf | 14-17 | 14-17 | 7:45 | 1-1-18, 0 TD, 0 rushes | 6-64-3:49 | 3:56 | D. Williams 12-yard run | 28-25 |
| 11/20/16 at LAR | 0-10 | 7-10 | 2:11 | 5-5-53, 1 TD, 0 rushes | 7-75-1:35 | 0:36 | Tannehill 9-yard pass to D. Parker | 14-10 |
| 9/23/18 vs. Oak | 14-17 | 14-17 | 8:06 | 0-0-0, 0 TD, 1 rush for 18 yds | 2-70-0:48 | 7:18 | A. Wilson end around 52-yard pass to J. Grant | 28-20 |
| 12/2/18 vs. Buf | 14-17 | 14-17 | 12:00 | 3-3-25, 1 TD, 0 rushes | 6-75-3:18 | 8:42 | Tannehill 13-yard pass to K. Stills | 21-17 |
| 12/9/18 vs. NE | 28-33 | 28-33 | 0:07 | 1-1-69, 1 TD, 0 rushes | 1-69-0:07 | 0:00 | K. Drake 69-yard pass play by R. Tannehill | 34-33 |
| Titans Career: | | | | | | | | |
| 10/20/19 vs. LAC | 10-10 | 10-10 | 5:20 (3rd Q) | 8-6-76, 1 TD, 1 rush for 2 yds | 14-85-7:09 | 13:11 | Tannehill 5-yard pass to T. Sharpe | 23-20 |
| 10/27/19 vs. TB | 20-23 | 20-23 | 13:49 | 11-9-85, 1 TD, 0 rushes | 12-90-6:54 | 6:55 | Tannehill 8-yard pass to A. Brown | 27-23 |
| 11/10/19 vs. KC | 20-29 | 27-32 | 1:21 | 3-2-43, 1 TD, 1 rush for 18 yds | 4-61-0:58 | 14:37 | Tannehill 23-yard pass to A. Humphries | 35-32 |
| 9/14/20 at Den | 13-14 | 13-14 | 3:05 | 7-5-40, 0 TD, 0 rushes | 12-83-2:48 | 0:17 | Gostkowski 25-yard FG | 16-14 |
| 9/20/20 vs. Jax | 30-30 | 30-30 | 3:29 | 4-2-10, 0 TD, 0 rushes | 8-29-1:53 | 1:36 | Gostkowski 49-yard FG | 33-30 |
| 9/27/20 at Min | 25-30 | 28-30 | 3:42 | 5-4-34, 0 TD, 0 rushes | 9-44-1:58 | 1:44 | Gostkowski 55-yard FG | 31-30 |
| 10/18/20 vs. Hou | 29-36 | 36-36 | 10:00 (OT) | 2-2-55, 0 TD, 0 rushes | 6-82-3:30 | 6:30 | Henry 5-yard run | 42-36 |
| 11/22/20 at Bal | 13-21 | 24-24 | 7:58 (OT) | 3-3-36, 0 TD, 0 rushes | 6-73-2:37 | 5:21 | Henry 29-yard run | 30-24 |
| 1/3/21 at Hou | 31-35 | 38-38 | 0:18 | 1-1-52, 0 TD, 0 rushes | 3-56-0:18 | 0:00 | Sloman 37-yard FG | 41-38 |
| 9/19/21 at Sea | 16-30 | 30-30 | 7:19 (OT) | 0-0-0, 0 TD, 0 rushes | 5-21-2:34 | 4:45 | Bullock 36-yard FG | 33-30 |
| 10/18/21 vs. Buf | 24-31 | 27-31 | 8:01 | 5-5-58, 0 TD, 0 rushes | 8-70-4:56 | 3:05 | Henry 13-yard run | 34-31 |
| 10/31/21 at Ind | 21-24 | 31-31 | 5:48 (OT) | 1-2-13, 0 TD, 0 rushes | 4-5-1:45 | 4:03 | Bullock 44-yard FG | 34-31 |
| 12/23/21 vs. SF | 17-17 | 17-17 | 2:16 | 2-2-10, 0 TD, 2 rushes for 22 yds | 8-49-2:16 | 0:04 | Bullock 44-yard FG | 20-17 |

GAME-WINNING DRIVES FROM 2019-2021


From the time **Ryan Tannehill** joined the Titans in 2019 through the end of the 2021 regular season, he directed 13 total game-winning drives. Only Raiders quarterback **Derek Carr** (14) has more in that time period.

In 2021, Tannehill was credited with four game-winning drives: at Seattle (Sept. 19), against Buffalo (Oct. 18), at Indianapolis (Oct. 31) and against San Francisco (Dec. 23).

Per the Elias Sports Bureau, a game-winning drive is defined as when a quarterback's team scores on an offensive possession to put the team ahead (whether tied or from behind) for good in the fourth quarter or overtime.

Quarterbacks with the most game-winning drives from 2019 to 2021 (regular season):

| Player | GW Drives |
|--------------------------|-----------|
| 1. Derek Carr | 14 |
| 2. Ryan Tannehill | 13 |
| 3. Ben Roethlisberger | 11 |
| 4. Tom Brady | 9 |
| Matthew Stafford | 9 |
| Russell Wilson | 9 |
| 7. Josh Allen | 8 |
| Kirk Cousins | 8 |
| Justin Herbert | 8 |
| 10. (five tied) | 7 |



BAUGH, MONTANA & TANNEHILL

During the 2019 season, Titans quarterback **Ryan Tannehill** accomplished a statistical feat only reached previously by a pair of Pro Football Hall of Fame quarterbacks.

Tannehill's season statistics included a 70.3 completion percentage and an average of 9.6 yards per passing attempt.

In the history of the NFL, only two previous qualifying passers have enjoyed a season in which they completed at least 70.0 percent of their passes and averaged at least 9.0 yards per attempt: **Sammy Baugh** and **Joe Montana**.

Montana led the San Francisco 49ers to a Super Bowl XXIV title and won the NFL MVP award following a 1989 season in which he completed 70.2 percent of his passes (271 of 386) and averaged 9.1 yards per attempt (3,521 yards).

Baugh directed the Washington Redskins to the NFL Championship game in 1945, while completing 70.3 percent of his passes (128 of 182) and averaging 9.2 yards per attempt (1,669 yards).

Players in NFL history (through 2019) with a completion rate of at least 70.0 percent and a passing average of at least 9.0 yards per attempt (qualifiers only):

| Player | Team | Year | Comp % | Yards/Att |
|----------------|---------------|------|--------|-----------|
| Ryan Tannehill | Tennessee | 2019 | 70.3 | 9.6 |
| Joe Montana | San Francisco | 1989 | 70.2 | 9.1 |
| Sammy Baugh | Washington | 1945 | 70.3 | 9.2 |

MORE TITANS QUARTERBACKS

7 - QB MALIK WILLIS

6-1, 219, Rookie, Liberty

- Malik Willis was selected by the Titans in the third round (86th overall) of the 2022 NFL Draft.
- He was the third quarterback drafted in 2022 after the Titans traded up four spots in the third round to select him.
- Willis spent three total years at Liberty, including a 2019 redshirt campaign, after transferring from Auburn. In four total seasons, he registered 38 games played with 23 starts, completing 388 of 618 passes for 5,186 yards and 48 touchdowns with 18 interceptions. He also rushed for 2,131 yards and 29 touchdowns on 366 career rushing attempts.
- During his two seasons as Liberty's starting signal caller, he directed the Flames to a 17-6 record in 23 starts, including two bowl victories. During those two seasons he led the FBS with 74 total passing (47) and rushing (27) touchdowns.
- In his final season at Liberty in 2021, Willis led the Flames to an 8-5 record and a bowl win. He completed 207 of 339 passes for 2,857 yards and 27 touchdowns to go along with 197 rushing attempts for 878 yards and 13 touchdowns.
- Willis was named the 2021 Bobby Bowden Trophy winner. The award is presented annually to "a college football player who epitomizes a student-athlete of faith and conducts himself as an exemplary model in the classroom, on the field, on the campus and in the community."
- As a junior in 2020, he started all 10 games in which he played in his first season as Liberty's quarterback after sitting out 2019 due to transfer rules. He won each of his first seven career starts and completed 170 of 265 passes for 2,260 yards, 20 touchdowns and six interceptions during the season. He added 141 rushing attempts for 944 yards and 14 touchdowns, leading all FBS quarterbacks in rushing yards and touchdowns.
- He is a native of Atlanta, Ga.



at least two starts at quarterback and the first since Marcus Mariota in 2015. He completed five of 16 passes for 80 yards and also rushed for 40 yards on eight attempts. In the first quarter, he completed a 48-yard pass to Chig Okonkwo. During a touchdown drive in the second quarter, he rushed for a 17-yard gain.

➤ **At Los Angeles Chargers (12/18)**, saw action for one drive in the first and second quarters after Ryan Tannehill exited temporarily with an injury. He completed three of four passes for 20 yards and also contributed an eight-yard rushing attempt.

➤ **Against Houston (12/24)**, registered his third start of his rookie season and completed 14 of 23 passes for 99 yards with a pair of interceptions. He also rushed for 43 yards and a touchdown on seven attempts. In the third quarter, he rushed for 12 yards and a first down in the third quarter, and later on the same drive, he scored his first career touchdown on a 14-yard run.

11 - QB JOSHUA DOBBS

6-3, 216, 6th Year, Tennessee

- Joshua Dobbs was signed by the Titans off the practice squad of the Detroit Lions on Dec. 21, 2022.
- Dobbs entered the NFL as a fourth-round selection by the Pittsburgh Steelers in the 2017 NFL Draft.
- Prior to joining the Titans, he played in six career games, completing 10 of 17 passes for 45 yards and rushing for 31 yards on six carries. He has spent time with the Steelers (2017-19, 2020-21), Jacksonville Jaguars (2019), Cleveland Browns (2022) and Lions (2022).
- He saw action in a career-high five games as a reserve with the Steelers in 2018.
- A native of Alpharetta, Ga., Dobbs played four seasons at the University of Tennessee (2013-16), where he was 23-12 as a starter, including 3-0 in bowl games. He passed for 7,138 yards and 53 touchdowns and set school records for career rushing yards by a quarterback (32), single-season rushing yards by a quarterback (831 in 2016) and single-season rushing touchdowns by a quarterback (12 in 2016). As a senior in 2018, he was named second-team All-SEC.





TITANS RUNNING BACKS

| No. | Name | Ht | Wt | Exp | College |
|-----|-------------------------|------|-----|-----|----------------|
| 23 | Cannon, Trenton (IR) | 5-11 | 185 | 5 | Virginia State |
| 36 | Chestnut, Julius | 5-11 | 228 | R | Sacred Heart |
| 25 | Haskins, Hassan | 6-2 | 228 | R | Michigan |
| 22 | Henry, Derrick | 6-3 | 247 | 7 | Alabama |
| 40 | Hilliard, Dontrell (IR) | 5-11 | 202 | 5 | Tulane |

#22 • RB DERRICK HENRY

6-3, 247, 7th Year, Alabama
[Click for complete bio](#)

Running back **Derrick Henry** is in his seventh NFL season in 2022. He was selected by the Titans with the 45th overall pick in the second round of the 2016 NFL Draft.

From his rookie season through 2021, Henry ranked second in the NFL with 6,797 rushing yards, trailing only Dallas Cowboys running back **Ezekiel Elliott** (7,386). Henry's 65 rushing touchdowns led the league over the same period. In franchise history, Henry finished 2021 ranked fourth in career rushing yards behind **Eddie George** (10,009), **Earl Campbell** (8,574) and **Chris Johnson** (7,965), and his rushing touchdowns were second behind only Campbell (73).

In 2021, Henry's season was affected by a foot injury that caused him to be placed on injured reserve for the final nine games of the regular season. Prior to the injury, he was leading the NFL with 937 rushing yards and 10 rushing touchdowns, numbers that still ranked ninth and tied for sixth, respectively, at the conclusion of the regular season. He returned to start in the team's divisional playoff contest and rushed for 62 yards and one score.

Henry was honored in 2021 with his first career nomination for the NFL's Walter Payton Man of the Year Award.

In 2020, Henry was named the Associated Press NFL Offensive Player of the Year after an historic campaign in which he totaled 378 rushing attempts for 2,027 yards and 17 touchdowns. His rushing yardage total established a new franchise record and led the NFL. As the eighth player in NFL annals to hit the 2,000-yard mark, his 2,027 yards finished fifth on the all-time single-season rushing charts. He was recognized with his second consecutive Pro Bowl, named first-team Associated Press All-Pro, and won the FedEx Ground Player of the Year Award for the second consecutive year.

Henry was a first-time team captain in 2020. He started all 16 regular season games for the first time and became the first player since **LaDainian Tomlinson** (2006-07) to lead the NFL in rushing yards in consecutive years. He was the first player in more than 50 years to lead the league in rushing yards, attempts and rushing touchdowns in consecutive seasons and the fifth player ever to do so. The most recent prior to him was Cleveland's **Leroy Kelly** from 1967 to 1968.

Henry's 17 rushing touchdowns in 2020 set a career high and finished as the second-best total in franchise history behind Campbell's 19 rushing touchdowns in 1979.

In 2019, Henry was named to his first Pro Bowl and added second-team Associated Press All-Pro honors after leading the NFL in rushing. In 15 games, he totaled 1,540 yards on 303 carries (5.1 avg.), joining **Billy Cannon** (AFL, 1961), Campbell (1978-80) and Johnson (2009) as the only running backs in franchise history to lead their respective leagues in rushing. At the time, Henry's single-season total ranked fourth in franchise annals behind Johnson's 2009 total (2,006) and Campbell's 1979 (1,697) and 1980 (1,934) performances.

With 16 rushing touchdowns in 2019, Henry tied for the NFL lead (**Aaron Jones**). Adding his two receiving touchdowns, his 18 total touchdowns were third in the NFL and tied for second in franchise annals (19 by Campbell in 1979; 18 by **Bill Groman** in 1961).

Henry's performance late in the 2019 season was instrumental in the



team's run to the AFC championship game. Over the final six games of the regular season plus three playoff appearances, Henry registered seven 100-yard games. During a three-game stretch (Dec. 29 at Houston, Jan. 4 at New England and Jan. 11 at Baltimore), he became the first player in NFL history to rush for at least 180 yards in three consecutive regular season and/or postseason games.

Henry authored his first career 1,000-yard season in 2018 and the 28th 1,000-yard rushing season in franchise history, totaling 1,059 yards and 12 touchdowns on 215 carries—all then-career highs.

His 2018 rushing yardage ranked second in the AFC to **Joe Mixon's** 1,168 yards, and he finished seventh in the NFL. Henry's 12 rushing touchdowns tied **James Connor** for third place in the NFL behind **Todd Gurley** (17) and **Alvin Kamara** (14).

Henry was named AFC Offensive Player of the Month for December 2018. His 625 rushing yards in the month were the most by any NFL player in any month during the season.

Against the Jacksonville Jaguars on Dec. 6, 2018, Henry recorded one of the greatest single games in franchise history in front of a national television audience. He broke Johnson's single-game franchise record (228) with 238 rushing yards, including a 99-yard touchdown run—one of his four touchdowns in the contest. He joined **Tony Dorsett** as the only two players in NFL history to rush for a 99-yard score.

In 2017, Henry shared time in the Titans backfield with **DeMarco Murray**. Henry led the team with 744 rushing yards on 176 carries, and he added 11 receptions for 136 yards and a touchdown. His five rushing touchdowns tied for second on the club.

As a rookie in 2016, Henry played in 15 games with one start, splitting reps in the backfield with Murray. He carried the ball 110 times for 490 yards and five touchdowns and added 137 yards on 13 receptions. Henry became the third rookie for the franchise in the "Titans era" to score at least five touchdowns in a season, joining **Vince Young** (seven rushing touchdowns in 2006) and Johnson (nine rushing and one receiving in 2008).

The Heisman Trophy winner played three seasons (2013–2015) at the University of Alabama, where he set numerous school and SEC records while helping his team win a National Championship in 2015. He played in 39 games and totaled 602 carries for 3,591 yards and 42 rushing touchdowns and added 285 yards on 17 career receptions with three receiving scores. During Alabama's victory over Clemson in the 2016 College Football Playoff National Championship, he broke **Shaun Alexander's** record for most career rushing yards in Alabama history.

In his final collegiate season, Henry rushed for an Alabama and Southeastern Conference record 2,219 yards, which led the nation and ranked fifth in FBS history. He recorded 100-yard rushing games 10 times and had four 200-yard games during the season. His 28 rushing touchdowns were a national best and an SEC record, snapping **Tim Tebow** and **Tre Mason's** old mark of 23. In addition to the Heisman, he also won the Doak Walker Award, Walter Camp Award and Maxwell Award, among a multitude of other honors.

Henry is a native of Yulee, Fla.

2022 Game Notes:

- **Against New York Giants (9/11)**, led the team with 21 carries for 82 yards, including an 18-yard run in the second quarter.
- **At Buffalo (9/19)**, rushed for 25 yards and a touchdown on 13 attempts. He scored his first touchdown of the season on a two-yard carry in the first quarter, which converted a fourth-and-one.
- **Against Las Vegas (9/25)**, led the team with 85 yards and one

touchdown on 20 rushing attempts and added a team-high five receptions for 58 yards, giving him a team-best 143 scrimmage yards. His reception total was the second best of his career, and his receiving yardage total ranked third in his career. It was his 18th career game with at least 140 scrimmage yards. His reception total included a 23-yard gain on a screen pass. In the second quarter, he scored his 70th career touchdown (67th rushing touchdown) on a one-yard run, becoming the third Titans/Oilers player to reach the end zone 70 times with the franchise along with Eddie George (74) and Earl Campbell (73).

➤ **At Indianapolis (10/2)**, led the team with 114 rushing yards and a touchdown on 22 attempts for an average of 5.2 yards per carry. He added three receptions for 33 yards to give him 147 total scrimmage yards. It was his 29th career 100-yard rushing game (first of 2022), including regular season and playoffs. He recorded his second consecutive game and his 19th career game with at least 140 scrimmage yards. In the first quarter, he gained 22 yards on a screen pass on the 100th reception of his career, and two plays later, he reached the end zone on a 19-yard run. It was his third rushing touchdown of the season and his 68th career rushing touchdown. On a 12-yard run in the first quarter, he became the fourth player in franchise history to reach 7,000 career rushing yards, joining Eddie George (10,009), Earl Campbell (8,574) and Chris Johnson (7,965). He became the franchise's second player (Earl Campbell), the 16th NFL player, and the first player since Adrian Peterson in 2013 to reach 70 total touchdowns and 7,000 rushing yards within his first seven NFL seasons. Henry rushed for 99 yards in the first half, which was the sixth-highest total of his career in the first half of a game.

➤ **At Washington (10/9)**, led the team with 102 yards and a pair of touchdowns on 28 rushing attempts and added 30 yards on two catches to give him 132 scrimmage yards. He became the fourth player in franchise history to reach 30 total 100-yard rushing games in the regular season and playoffs, joining Earl Campbell (40), Eddie George (38) and Chris Johnson (35). In the first half, he totaled 83 yards and a touchdown on 18 carries. In the first quarter, he took a screen pass 24 yards to set up a touchdown on the next play. He scored on a one-yard run in the second quarter, giving him at least one rushing touchdown in four consecutive games, and he added a second one-yard touchdown in the third quarter to join Earl Campbell as the franchise's only players to reach 70 career rushing touchdowns. His second touchdown was the 73rd overall touchdown of his career, putting him in a tie with Earl Campbell (73) for second place on the franchise's all-time touchdowns list behind Eddie George (74).

➤ **Against Indianapolis (10/23)**, rushed for 128 yards on 30 carries and added three receptions for 10 yards. He logged his third consecutive 100-yard rushing game and his 31st career 100-yard rushing game, including regular season (28) and playoffs (three). In the second quarter, he recorded a 23-yard run. Late in the fourth quarter, he helped seal the victory with a pair of first downs—first on an 11-yard carry and then a 21-yarder. His 67 rushing yards in the fourth quarter made up the eighth-highest total of his career. He increased his career total to 8,310 scrimmage yards to move past Ernest Givins (8,280) for fourth place on the franchise's all-time career scrimmage yards list. It was his ninth career game with 30 or more rushing attempts, including seven such performances in the regular season and two in the playoffs.

➤ **At Houston (10/30)**, named AFC Offensive Player of the Week after rushing for 219 yards and two touchdowns on 32 carries for an average of 6.8 yards per attempt. In the third quarter, on fourth-and-goal, he reached the end zone on a one-yard run to score his 75th career touchdown (72 rushing and three receiving), breaking Eddie George's franchise touchdown mark (74). In the second quarter, he scored on a 29-yard run to tie George's record and move ahead of Earl Campbell (73). Henry recorded the sixth 200-yard rushing performance of his career to tie O.J. Simpson and Adrian Peterson for the most in NFL history, and it was his fourth consecutive 200-yard rushing game against the Texans. His sixth career game with at least 200 rushing yards and at least two rushing touchdowns leads the NFL since 1950, ahead of LaDainian Tomlinson (three), Barry Sanders (three) and Jim Brown (three). His 12th career game with 150 or more rushing yards tied Tomlinson for the third-most in NFL history behind only Barry Sanders (25) and Jim Brown (13), and his 11th career game with 150-plus rushing yards and two or more rushing touchdowns moved him past Sanders (10) for the third-highest total in NFL history behind only Brown (13) and Tomlinson (12). Henry's 219 rushing yards gave him the fourth-highest single-game rushing yardage total in franchise history and the third-best total of his career. His fourth consecutive 100-yard rushing game tied the second-best streak of his career (five games in 2021 and four games in 2019). He accounted for 238 scrimmage yards (219 rushing and nine receiving) for the fifth-best total of his career and the 14th-highest total in franchise history. It was his fifth consecutive game with at least 130 scrimmage yards, tying his career-

best streak (2021). It was his 100th combined game in the regular season (93) and playoffs (seven). In the first quarter, he rushed for a season-long 41-yard gain. He registered his fourth consecutive game against the Texans with at least two touchdowns, tying for the most consecutive multi-touchdown performances by any player against a single opponent in NFL history. In addition to becoming the first Titans/Oilers player to score 75 touchdowns, Henry cracked the NFL's top 10 for the fewest career games needed to reach 75 touchdowns since the 1970 NFL-AFL merger. Henry did so in his 93rd career game, surpassing wide receiver Randy Moss (94 games needed) for 10th place on the list.

➤ **Named AFC Offensive Player of the Month for October** after rushing for 563 yards (140.8 per game) with five touchdowns in four games during the month. He added nine receptions for 82 yards. It was the third Offensive Player of the Month award for Henry (December 2018 and October 2020), the most in franchise history. He became the first running back since Todd Gurley to win the award three times.

➤ **At Kansas City (11/6)**, rushed for 115 yards and two touchdowns on 17 attempts for an average of 6.8 yards per carry. He scored his 73rd career rushing touchdown on a four-yard carry in the second quarter and his 74th career rushing touchdown on a one-yard run in the second quarter. In doing so, he passed Earl Campbell (73) for the most rushing touchdowns in franchise history. Henry produced his 17th career game in the regular season with at least 100 rushing yards and two rushing touchdowns, tying Adrian Peterson, Barry Sanders and Eric Dickerson for the fifth-most such performances during the Super Bowl era (1966-present)—only LaDainian Tomlinson (25), Emmitt Smith (21), Shaun Alexander (19) and Walter Payton (18) accomplished the feat more times than Henry in that span. It was Henry's 20th career game with two or more rushing touchdowns. Henry reached the 1,000-yard scrimmage mark (1,010) for the fifth consecutive season, joining Eddie George (eight consecutive seasons) and Chris Johnson (six) as the organization's only players to do so. He hit the 100-yard rushing mark on the final play of the third quarter to tally his fifth consecutive 100-yard rushing game, which tied for the best streak of his career (five games in 2021). His totals at Kansas City included 24-yard and 56-yard runs during separate touchdown drives in the second quarter. The latter gave him 12 career rushing attempts of 50 yards or more.

➤ **Against Denver (11/13)**, led the team with 53 rushing yards on 19 carries and added two receptions for 14 yards. He reached 1,000 career receiving yards, joining Eddie George and Chris Johnson as the franchise's only players with 7,000 rushing yards and 1,000 receiving yards with the organization.

➤ **At Green Bay (11/17)**, led the team with 87 rushing yards and a touchdown on 28 carries. He also had two receptions for 45 yards to give him 132 scrimmage yards. Additionally, he completed two passes for four yards, including a three-yard touchdown pass. He became the first player since Walter Payton on Sept. 18, 1983 to have at least 20 rushing attempts, two completed passes, one rushing touchdown and one passing touchdown in the same game. He scored on a four-yard run in the second quarter to join LaDainian Tomlinson (nine), Adrian Peterson (seven), Shaun Alexander (five) and Michael Turner (five) as the only players in NFL history to rush for at least 10 touchdowns in five consecutive seasons. He turned a screen pass into a 42-yard gain in the third quarter, and two plays later, he completed a three-yard touchdown pass to tight end Austin Hooper. It was the second touchdown pass of his career (first of 2022) in addition to one postseason touchdown pass. He joined Christian McCaffrey as the NFL's only active running backs with at least two career touchdown passes, and Henry joined Woody Campbell as only running backs in franchise history with multiple touchdown passes. Henry also completed a one-yard pass to Treyton Burks in the second quarter. He went over the 1,000-yard rushing mark for the season to join Eddie George (seven seasons), Chris Johnson (six) and Earl Campbell (five) as the franchise's only players with at least four 1,000-yard rushing seasons.



➤ **Against Cincinnati (11/27)**, had a team-high 38 rushing yards on 17 attempts and established a new career high with 79 receiving yards on three catches. He was credited with 69 yards on a screen pass in the second quarter, and the play resulted in a touchdown. After losing control of the football at the six-yard line, teammate Treyton Burks recovered the fumble in the end zone for the score. The reception was the second-longest of Henry's career. He established career highs for receptions and receiving yards in a season, surpassing his previous highs of 19 catches in 2020 and 206 receiving yards in 2019.

➤ **At Philadelphia (12/4)**, rushed for 30 yards on 11 carries and added two receptions for eight yards. He joined Eddie George (12,153), Chris Johnson (9,968) and Earl Campbell (9,292) as the franchise's only players to reach 9,000 scrimmage yards with the franchise.

➤ **Against Jacksonville (12/11)**, rushed for 121 yards and one touchdown on 17 attempts (7.1 avg.) and added 34 yards on three receptions. He passed Chris Johnson (7,965) for third place on the franchise's all-time career rushing list. In the first quarter, he found the end zone on a three-yard run and rushed for a 50-yard gain to help set up another touchdown. It gave him 13 career rushing attempts of 50 yards or more. His 96 rushing yards in the first quarter set a career high for rushing yards in the opening quarter (63 at Houston, Oct. 30, 2022). On a 21-yard run in the second quarter, he went over the 100-yard mark. His 119 rushing yards in the first half gave him seven career games to hit the 100-yard rushing mark within the first two quarters. His 155 scrimmage yards increased his season total to 1,519 scrimmage yards, as he joined Eddie George (four seasons) and Earl Campbell (four) as the franchise's only players to reach 1,500 scrimmage yards in three different seasons, having already done so in 2019 and 2020.

➤ **At Los Angeles Chargers (12/18)**, played in his 100th career regular-season game and rushed for 104 yards and one touchdown on 21 attempts (5.0 avg.). He also tied for the team lead with four receptions and led the squad with 59 receiving yards. It was his third career game in which he totaled at least 100 rushing yards and 50 receiving yards, and it was his 18th career game with at least 150 scrimmage yards (163). He became the seventh player in NFL history to record 8,000 rushing yards (8,100) and 75 rushing touchdowns (77) within his first 100 NFL games, joining Eric Dickerson, Jim Brown, Emmitt Smith, Shaun Alexander, LaDainian Tomlinson and Adrian Peterson. He reached 1,200 rushing yards and 12 rushing touchdowns in the same season for the third time in his career, becoming the 14th player in NFL history to record three such seasons and the first to do so since Marshawn Lynch (2011, 2013, 2014). He tallied his 35th total 100-yard rushing game, including 32 games in the regular season and three games in the playoffs. Finished the game with 9,325 scrimmage yards, surpassing Earl Campbell (9,292) for the third-most scrimmage yards in franchise history behind Eddie George (12, 153) and Chris Johnson (9,968). He took a pass 37 yards in the second quarter, and four plays later, he rushed for a four-yard touchdown. He accounted for all 63 of the offense's yards on the drive.

➤ **Against Houston (12/24)**, rushed for 126 yards and one touchdown on 23 carries (5.5 avg.), logging his third consecutive 100-yard rushing game and his eighth such effort of 2022, marking the seventh time in franchise history that a player had at least eight 100-yard rushing performances in a season. He reached the 100-yard rushing mark for the sixth time in his career against the Texans. In the first quarter, he rushed for a 48-yard touchdown for his 12th career rushing touchdown of at least 45 yards, putting him in a tie with former Titans running back Chris Johnson (12) for third-most in the NFL since the 1970 NFL-AFL merger (18 by Adrian Peterson and Barry Sanders). He had 11 carries for 83 yards and a touchdown in the first half.

Henry's Career Regular Season Statistics:

| Year | GP | GS | Att | Yds | Avg | Lg | TD | Rec | Yds | Avg | Lg | TD |
|---------------|------------|-----------|--------------|--------------|------------|------------|-----------|------------|--------------|------------|------------|----------|
| 2016 | 15 | 2 | 110 | 490 | 4.5 | 22 | 5 | 13 | 137 | 10.5 | 29 | 0 |
| 2017 | 16 | 2 | 176 | 744 | 4.2 | 75t | 5 | 11 | 136 | 12.4 | 66t | 1 |
| 2018 | 16 | 12 | 215 | 1,059 | 4.9 | 99t | 12 | 15 | 99 | 6.6 | 21 | 0 |
| 2019 | 15 | 15 | 303 | 1,540 | 5.1 | 74t | 16 | 18 | 206 | 11.4 | 75t | 2 |
| 2020 | 16 | 16 | 378 | 2,027 | 5.4 | 94t | 17 | 19 | 114 | 6.0 | 53 | 0 |
| 2021 | 8 | 8 | 219 | 937 | 4.3 | 76t | 10 | 18 | 154 | 8.6 | 16 | 0 |
| 2022 | 15 | 15 | 319 | 1,429 | 4.5 | 56 | 13 | 32 | 379 | 11.8 | 69 | 0 |
| Totals | 101 | 70 | 1,720 | 8,226 | 4.8 | 99t | 78 | 126 | 1,225 | 9.7 | 75t | 3 |

Henry's Career Postseason Statistics:

| Year | GP | GS | Att | Yds | Avg | Lg | TD | Rec | Yds | Avg | Lg | TD |
|---------------|----------|----------|------------|------------|------------|-----------|----------|-----------|-----------|------------|-----------|----------|
| 2017 | 2 | 2 | 35 | 184 | 5.3 | 35t | 1 | 5 | 56 | 11.2 | 29 | 0 |
| 2019 | 3 | 3 | 83 | 446 | 5.4 | 66 | 2 | 5 | 21 | 4.2 | 22 | 0 |
| 2020 | 1 | 1 | 18 | 40 | 2.2 | 8 | 0 | 3 | 11 | 3.7 | 7 | 0 |
| 2021 | 1 | 1 | 20 | 62 | 3.1 | 9 | 1 | 0 | 0 | - | - | 0 |
| Totals | 7 | 7 | 156 | 732 | 4.7 | 66 | 4 | 13 | 88 | 6.8 | 29 | 0 |



Henry's Regular Season Single-Game Highs:

- Rushing Attempts** - 35 at Seattle (9/19/21)
- Rushing Yards** - 250 at Houston (1/3/21)
- Long Rush** - 99t vs. Jacksonville (12/6/18)
- Rushing Touchdowns** - 4 vs. Jacksonville (12/6/18)
- Receptions** - 6 at Seattle (9/19/21)
- Receiving Yards** - 79 vs. Cincinnati (11/27/22)
- Long Reception** - 75t at Cleveland (9/8/19)
- Receiving Touchdowns** - 1 (Three times, last at Carolina, 11/3/19)

Henry's Playoff Single-Game Highs:

- Rushing Attempts** - 34 at New England (1/4/20)
- Rushing Yards** - 195 at Baltimore (1/11/20)
- Long Rush** - 66 at Baltimore (1/11/20)
- Rushing Touchdowns** - 1 (Four times, last vs. Cincinnati, 1/22/22)
- Receptions** - 3 (Twice, last vs. Baltimore, 1/10/21)
- Receiving Yards** - 35 at Kansas City (1/6/18)
- Long Reception** - 29 at Kansas City (1/6/18)
- Receiving Touchdowns** - (none)

LEADERS SINCE HENRY'S ROOKIE YEAR

Since he entered the NFL as a second-round draft pick in 2016, **Derrick Henry** ranks first in the NFL in rushing yards. He narrowly leads Dallas Cowboys running back **Ezekiel Elliott** in that time period, despite Henry not being the Titans' regular starter until 2018.

NFL rushing yards leaders since 2016:

| Player | Rushing Yards |
|-------------------------|---------------|
| 1. Derrick Henry | 8,226 |
| 2. Ezekiel Elliott | 8,215 |
| 3. Nick Chubb | 6,160 |
| 4. Dalvin Cook | 5,929 |
| 5. Melvin Gordon | 5,821 |
| 6. Joe Mixon | 5,351 |
| 7. Aaron Jones | 5,125 |
| 8. Todd Gurley | 4,976 |
| 9. Alvin Kamara | 4,955 |
| 10. Mark Ingram | 4,916 |

Henry leads the NFL in rushing touchdowns since entering the league. From 2016 to 2021, his 65 rushing touchdowns were eight more than the next-closest rusher on the list, **Todd Gurley** (57).

NFL rushing touchdown leaders since 2016:

| Player | Rushing TDs |
|-------------------------|-------------|
| 1. Derrick Henry | 78 |
| 2. Ezekiel Elliott | 67 |
| 3. Todd Gurley | 57 |
| 4. Melvin Gordon | 55 |
| 5. Alvin Kamara | 49 |
| 6. Nick Chubb | 48 |
| 7. Dalvin Cook | 47 |
| 8. Latavius Murray | 46 |
| 9. James Conner | 44 |
| 10. Aaron Jones | 43 |

FRANCHISE ALL-TIME LEADERS

On Dec. 11, 2022, Titans running back **Derrick Henry** passed **Chris Johnson** (7,965 career rushing yards) for third place on the franchise's all-time rushing list. Henry trails only **Eddie George** (10,009) and **Earl Campbell** (8,574) on the list.

Franchise all-time rushing leaders:

| Player | Seasons | Rushing Yards |
|-------------------------|------------------|---------------|
| 1. Eddie George | 1996–2003 | 10,009 |
| 2. Earl Campbell | 1978–1984 | 8,574 |
| 3. Derrick Henry | 2016–2022 | 8,226 |
| 4. Chris Johnson | 2008–2013 | 7,965 |
| 5. Lorenzo White | 1988–1994 | 4,079 |
| 6. Hoyle Granger | 1966–1970, 1972 | 3,514 |
| 7. Steve McNair (QB) | 1995–2005 | 3,439 |
| 8. Mike Rozier | 1985–1990 | 3,426 |
| 9. Charles Tolar | 1960–1966 | 3,277 |
| 10. Ronnie Coleman | 1974–1981 | 2,769 |

On Nov. 6, 2022, Henry moved into first place in franchise history for career rushing touchdowns. With his 74th rushing touchdown, he passed Campbell (73 career rushing touchdowns) for the franchise lead.

Most career rushing touchdowns in franchise history:

| Player | Seasons | Rushing TDs |
|-------------------------|------------------|-------------|
| 1. Derrick Henry | 2016–2022 | 78 |
| 2. Earl Campbell | 1978–1984 | 73 |
| 3. Eddie George | 1996–2003 | 64 |
| 4. Chris Johnson | 2008–2013 | 50 |
| 5. Steve McNair | 1995–2005 | 36 |
| 6. Lorenzo White | 1988–1994 | 29 |
| 7. Mike Rozier | 1985–1990 | 27 |
| 8. LenDale White | 2006–2009 | 24 |
| 9. (three tied) | | 21 |

On Oct. 30, 2022, Henry scored two touchdowns at Houston to establish the franchise's all-time career touchdown record. His 75th career touchdown broke George's mark of 74 (64 rushing, 10 receiving), followed Campbell (73 rushing) with 73.

Most total touchdowns in franchise history:

| Player | Seasons | Rush TDs | Rec TDs | Ret TDs | Total TDs |
|-------------------------|------------------|-----------|----------|----------|-----------|
| 1. Derrick Henry | 2016–2022 | 78 | 3 | 0 | 81 |
| 2. Eddie George | 1996–2003 | 64 | 10 | 0 | 74 |
| 3. Earl Campbell | 1978–1984 | 73 | 0 | 0 | 73 |
| 4. Chris Johnson | 2008–2013 | 50 | 8 | 0 | 58 |
| 5. Charlie Hennigan | 1960–1966 | 0 | 51 | 0 | 51 |
| 6. Ken Burrough | 1971–1981 | 1 | 47 | 0 | 48 |
| Ernest Givins | 1986–1994 | 1 | 46 | 1 | 48 |
| 8. Drew Hill | 1985–1991 | 0 | 47 | 0 | 47 |
| Haywood Jeffires | 1987–1995 | 0 | 47 | 0 | 47 |
| 10. Derrick Mason | 1997–2004 | 0 | 37 | 3 | 40 |

On Dec. 18, 2022, Henry surpassed Campbell (9,292 scrimmage yards) for third place on the franchise's all-time scrimmage yards list. Only George (12,153) and Johnson (9,968) have more than Henry.

Most scrimmage yards in franchise history:

| Player | Seasons | Rushing Yards | Receiving Yards | Scrimmage Yards |
|-------------------------|------------------|---------------|-----------------|-----------------|
| 1. Eddie George | 1996–2003 | 10,009 | 2,144 | 12,153 |
| 2. Chris Johnson | 2008–2013 | 7,965 | 2,003 | 9,968 |
| 3. Derrick Henry | 2016–2022 | 8,226 | 1,225 | 9,451 |
| 4. Earl Campbell | 1978–1984 | 8,574 | 718 | 9,292 |
| 5. Ernest Givins | 1986–1994 | 345 | 7,935 | 8,280 |
| 6. Drew Hill | 1985–1991 | 1 | 7,477 | 7,478 |
| 7. Ken Burrough | 1971–1981 | 59 | 6,906 | 6,965 |
| 8. Charlie Hennigan | 1960–1966 | 0 | 6,823 | 6,823 |
| 9. Haywood Jeffires | 1987–1995 | 0 | 6,119 | 6,119 |
| 10. Derrick Mason | 1997–2004 | 2 | 6,114 | 6,116 |

HENRY'S FIRST 100 GAMES

On Dec. 18, 2022, **Derrick Henry** participated in his 100th career regular season contest when the Titans visited the Los Angeles Chargers. In that game, Henry became the seventh player in NFL history to record 8,000 rushing yards and 75 rushing touchdowns within his first 100 NFL games. He joined **Eric Dickerson**, **Jim Brown**, **Emmitt Smith**, **Shaun Alexander**, **LaDainian Tomlinson** and **Adrian Peterson** as the league's only players to accomplish the feat.

Henry, who played in 31 games during his first two NFL seasons but started only four of them, had the fewest number of carries (1,697) of any of the seven players on the list in their first 100 contests.

Players in NFL history with 8,000 rushing yards and 75 rushing touchdowns in their first 100 career games:

| Player | Attempts | Yards | Rush TDs |
|----------------------|--------------|--------------|-----------|
| Jim Brown | 1,993 | 10,403 | 88 |
| Eric Dickerson | 2,346 | 10,818 | 80 |
| Emmitt Smith | 2,148 | 9,488 | 103 |
| Shaun Alexander | 1,799 | 8,041 | 91 |
| LaDainian Tomlinson | 2,148 | 9,505 | 102 |
| Adrian Peterson | 1,980 | 9,846 | 86 |
| Derrick Henry | 1,697 | 8,100 | 77 |

65+ YARD SCRIMMAGE TOUCHDOWNS

Since the beginning of the 2017 campaign, **Derrick Henry** has scored nine total touchdowns—seven rushing and two receiving—that went for 65 yards or more. He leads the NFL in that time period.

Most scrimmage touchdowns of 65-plus yards, 2017-22:

| Player | 65+ Yard Scrimmage Touchdowns |
|--------------------------|-------------------------------|
| 1. Derrick Henry | 9 |
| 2. Tyreek Hill | 7 |
| 3. Robbie Anderson | 5 |
| 4. Saquon Barkley | 4 |
| A.J. Brown | 4 |
| Ja'Marr Chase | 4 |
| Kenyan Drake | 4 |
| Cooper Kupp | 4 |
| JuJu Smith-Schuster | 4 |
| Marquez Valdes-Scantling | 4 |
| Jonathan Taylor | 4 |

Derrick Henry's career scrimmage touchdowns of 65-plus yards:

| Date | Opponent | Rush/Rec | Yards |
|---------------|--------------|-----------|-------|
| Dec. 6, 2018 | Jacksonville | Rushing | 99 |
| Oct. 18, 2020 | Houston | Rushing | 94 |
| Oct. 18, 2021 | Buffalo | Rushing | 76 |
| Sept. 9, 2019 | at Cleveland | Receiving | 75 |
| Dec. 3, 2017 | Houston | Rushing | 75 |
| Nov. 24, 2019 | Jacksonville | Rushing | 74 |
| Oct. 16, 2017 | Indianapolis | Rushing | 72 |
| Nov. 10, 2019 | Kansas City | Rushing | 68 |
| Dec. 31, 2017 | Jacksonville | Receiving | 66 |

HENRY'S CAREER 100-YARD RUSHING GAMES

| Date | Opp | W/L | No. | Yds. | Avg. | Lg | TD |
|----------|------------------|-----|-----|------|------|-----|----|
| 1/3/21 | at Houston | W | 34 | 250 | 7.4 | 52t | 2 |
| 12/6/18 | Jacksonville | W | 17 | 238 | 14.0 | 99t | 4 |
| 10/30/22 | at Houston | W | 32 | 219 | 6.8 | 41 | 2 |
| 12/13/20 | at Jacksonville | W | 26 | 215 | 8.3 | 47 | 2 |
| 10/18/20 | Houston | W | 22 | 212 | 9.6 | 94t | 2 |
| 12/29/19 | at Houston | W | 32 | 211 | 6.6 | 53t | 3 |
| 1/11/20 | at Baltimore* | W | 30 | 195 | 6.5 | 66 | 0 |
| 11/10/19 | Kansas City | W | 23 | 188 | 8.2 | 68t | 2 |
| 9/19/21 | at Seattle | W | 35 | 182 | 5.2 | 60t | 3 |
| 1/4/20 | at New England* | W | 34 | 182 | 5.4 | 29 | 1 |
| 11/29/20 | at Indianapolis | W | 27 | 178 | 6.6 | 31 | 3 |
| 12/16/18 | at N.Y. Giants | W | 33 | 170 | 5.2 | 22 | 2 |
| 11/24/19 | Jacksonville | W | 19 | 159 | 8.4 | 74t | 2 |
| 10/3/21 | at N.Y. Jets | L | 33 | 157 | 4.8 | 22 | 1 |
| 1/6/18 | at Kansas City* | W | 23 | 156 | 6.8 | 35t | 1 |
| 12/1/19 | at Indianapolis | W | 26 | 149 | 5.7 | 34 | 1 |
| 12/20/20 | Detroit | W | 24 | 147 | 6.1 | 33 | 1 |
| 10/18/21 | Buffalo | W | 20 | 143 | 7.2 | 76t | 3 |
| 11/22/20 | at Baltimore | W | 28 | 133 | 4.8 | 29t | 1 |
| 10/16/17 | Indianapolis | W | 19 | 131 | 6.9 | 72t | 1 |
| 10/10/21 | at Jacksonville | W | 29 | 130 | 4.5 | 15 | 3 |
| 10/23/22 | Indianapolis | W | 30 | 128 | 4.3 | 23 | 0 |
| 12/24/22 | Houston | L | 23 | 126 | 5.5 | 48t | 1 |
| 12/11/22 | Jacksonville | L | 17 | 121 | 7.1 | 50 | 1 |
| 9/27/20 | at Minnesota | W | 26 | 119 | 4.6 | 16 | 2 |
| 9/14/20 | at Denver | W | 31 | 116 | 3.7 | 13 | 0 |
| 11/6/22 | at Kansas City | L | 17 | 115 | 6.8 | 56 | 2 |
| 10/2/22 | at Indianapolis | W | 22 | 114 | 5.2 | 19t | 1 |
| 9/26/21 | Indianapolis | W | 28 | 113 | 4.0 | 19 | 0 |
| 11/1/20 | at Cincinnati | L | 18 | 112 | 6.2 | 21 | 1 |
| 12/3/17 | Houston | W | 11 | 109 | 9.9 | 75t | 1 |
| 12/18/22 | at L.A. Chargers | L | 21 | 104 | 5.0 | 13 | 1 |
| 11/12/20 | Indianapolis | L | 19 | 103 | 5.4 | 20 | 0 |
| 12/8/19 | at Oakland | W | 18 | 103 | 5.7 | 24 | 2 |
| 10/9/22 | at Washington | W | 28 | 102 | 3.6 | 15 | 2 |
| 9/29/19 | at Atlanta | W | 27 | 100 | 3.7 | 16 | 0 |

* Playoffs

RUSHING TDS OF 50+ YARDS

Since he entered the NFL as a second-round draft pick in 2016, **Derrick Henry** has had a league-high 11 touchdown runs of at least 50 yards.

Chris Johnson (11) and **DeMarco Murray** (two) are the only other Tennessee players in the "Titans era" (1999–present) with more than one total rushing touchdown of at least 50 yards.

Most rushing touchdowns of 50 yards or more from 2016–2022:

| Player | Rushing TDs |
|-------------------------|-------------|
| 1. Derrick Henry | 11 |
| 2. Saquon Barkley | 6 |
| 3. Nick Chubb | 5 |
| 4. Kenyan Drake | 4 |
| Jonathan Taylor | 4 |
| Dalvin Cook | 4 |
| 7. Isaiah Crowell | 3 |
| Justin Fields | 3 |
| Aaron Jones | 3 |
| Christian McCaffrey | 3 |
| Tony Pollard | 3 |
| Miles Sanders | 3 |

RUSHING YARDS SINCE WEEK 14 OF 2018

Since Dec. 6, 2018, when **Derrick Henry** set a then-franchise record with 238 rushing yards in a game against Jacksonville, he has been the NFL's rushing leader. He has over 1,000 more yards than any other player since that time.

NFL rushing yards leaders since Week 14 of 2018:

| Player | Rushing Yards |
|-------------------------|---------------|
| 1. Derrick Henry | 6,518 |
| 2. Nick Chubb | 5,466 |
| 3. Dalvin Cook | 5,263 |
| 4. Josh Jacobs | 4,626 |
| 5. Ezekiel Elliott | 4,452 |
| 6. Aaron Jones | 4,035 |
| 7. Lamar Jackson | 4,033 |
| 8. Joe Mixon | 3,970 |
| 9. Jonathan Taylor | 3,841 |
| 10. Miles Sanders | 3,614 |

RUSHING IN THE FOURTH QUARTER

Since 2017, running back **Derrick Henry** has accumulated more rushing yards in the fourth quarter than any other NFL running back, including a league-high 523 fourth-quarter rushing yards in 2020.

Most fourth-quarter rushing yards from 2017–2022:

| Player | Att | Yards | Avg | TD |
|-------------------------|------------|--------------|-------------|-----------|
| 1. Derrick Henry | 412 | 2,079 | 5.05 | 16 |
| 2. Nick Chubb | 294 | 1,786 | 6.07 | 17 |
| 3. Kareem Hunt | 302 | 1,366 | 4.52 | 13 |
| 4. Ezekiel Elliott | 324 | 1,359 | 4.19 | 14 |
| 5. Dalvin Cook | 273 | 1,227 | 4.49 | 11 |
| 6. Melvin Gordon | 262 | 1,183 | 4.52 | 9 |
| 7. Joe Mixon | 296 | 1,158 | 3.91 | 12 |
| 8. Kenyan Drake | 240 | 1,151 | 4.80 | 11 |
| 9. Alvin Kamara | 279 | 1,132 | 4.06 | 12 |
| 10. Aaron Jones | 215 | 1,084 | 5.04 | 7 |



ACTIVE RUSHING AVERAGE LEADERS BY RBS

Among active NFL running backs, **Derrick Henry** ranks among the career leaders in rushing average (min. 750 career rushing attempts).

Best career rushing average among all active NFL running backs (minimum 750 career attempts):

| Player | Rushing Average |
|-------------------------|-----------------|
| 1. Nick Chubb | 5.20 |
| 2. Jonathan Taylor | 5.08 |
| Aaron Jones | 5.08 |
| 4. Derrick Henry | 4.78 |
| 5. Dalvin Cook | 4.70 |
| 6. Christian McCaffrey | 4.58 |
| 7. Austin Ekeler | 4.54 |
| 8. Alvin Kamara | 4.52 |
| 9. Kareem Hunt | 4.51 |
| 10. Kenyan Drake | 4.47 |

2021 NFL RUSHING LEADERS

Despite having not played from Week 9 to Week 18 due to injury, Titans running back **Derrick Henry** ranked ninth in the NFL in rushing in 2021 after taking the league's rushing crown for the 2019 and 2020 seasons.

Henry also tied for sixth place in the NFL in 2021 with 10 rushing touchdowns.

NFL rushing leaders in 2021:

| Player | Team | Games | Rushing Yards |
|-------------------------|--------------------------|----------|---------------|
| 1. Jonathan Taylor | Indianapolis Colts | 17 | 1,811 |
| 2. Nick Chubb | Cleveland Browns | 14 | 1,259 |
| 3. Joe Mixon | Cincinnati Bengals | 16 | 1,205 |
| 4. Najee Harris | Pittsburgh Steelers | 17 | 1,200 |
| 5. Dalvin Cook | Minnesota Vikings | 13 | 1,159 |
| 6. Antonio Gibson | Washington Football Team | 16 | 1,037 |
| 7. Ezekiel Elliott | Dallas Cowboys | 17 | 1,002 |
| 8. Elijah Mitchell | San Francisco 49ers | 11 | 963 |
| 9. Derrick Henry | Tennessee Titans | 8 | 937 |
| 10. Damien Harris | New England Patriots | 15 | 929 |

SINGLE-GAME FRANCHISE RUSHING

On Jan. 3, 2021, **Derrick Henry** rushed for 250 yards to break his own franchise single-game record. He now owns six of the top nine single-game rushing totals in team annals.

Most rushing yards in a game, franchise history:

| Player | Date | Opponent | Rushing Yards |
|-------------------------|-----------------|------------------------|---------------|
| 1. Derrick Henry | 1/3/21 | at Houston | 250 |
| 2. Derrick Henry | 12/6/18 | Jacksonville | 238 |
| 3. Chris Johnson | 11/1/09 | Jacksonville | 228 |
| 4. Derrick Henry | 10/30/22 | at Houston | 219 |
| 5. Eddie George | 8/31/97 | Oakland | 216 |
| Billy Cannon | 12/10/61 | at New York | 216 |
| 7. Derrick Henry | 12/13/20 | at Jacksonville | 215 |
| 8. Derrick Henry | 10/18/20 | Houston | 212 |
| 9. Derrick Henry | 12/29/19 | at Houston | 211 |
| 10. Earl Campbell | 11/16/80 | at Chicago | 203 |
| Earl Campbell | 10/19/80 | Tampa Bay | 203 |



SINGLE-SEASON FRANCHISE RUSHING

Derrick Henry recorded the top rushing season in franchise history with 2,027 rushing yards in 2020. He now owns three of the top 10 rushing seasons in franchise annals.

In 2019, Henry led the NFL with 1,540 yards, which at the time ranked fourth for a single Titans/Oilers season.

Most rushing yards in a season, franchise history:

| Player | Season | Att | Yds | Avg | Long | TD |
|-------------------------|-------------|------------|--------------|------------|------------|-----------|
| 1. Derrick Henry | 2020 | 378 | 2,027 | 5.4 | 94t | 17 |
| 2. Chris Johnson | 2009 | 358 | 2,006 | 5.6 | 91 | 14 |
| 3. Earl Campbell | 1980 | 373 | 1,934 | 5.2 | 55 | 13 |
| 4. Earl Campbell | 1979 | 368 | 1,697 | 4.6 | 61 | 19 |
| 5. Derrick Henry | 2019 | 303 | 1,540 | 5.1 | 74 | 16 |
| 6. Eddie George | 2000 | 403 | 1,509 | 3.7 | 35 | 14 |
| 7. Earl Campbell | 1978 | 302 | 1,450 | 4.8 | 81 | 13 |
| 8. Derrick Henry | 2022 | 319 | 1,429 | 4.5 | 56 | 13 |
| 9. Eddie George | 1997 | 357 | 1,399 | 3.9 | 30 | 6 |
| 10. Earl Campbell | 1981 | 361 | 1,376 | 3.8 | 43 | 10 |

SINGLE-SEASON RUSHING TDS, TEAM HISTORY

Derrick Henry's 17 rushing touchdowns in 2020 gave him the second-highest single-season total in team history. Only **Earl Campbell**—with 19 rushing touchdowns in 1979—had more.

Most rushing touchdowns in a season, franchise history:

| Player | Season | Rushing TDs |
|--------------------------|-------------|-------------|
| 1. Earl Campbell | 1979 | 19 |
| 2. Derrick Henry | 2020 | 17 |
| 3. Derrick Henry | 2019 | 16 |
| 4. LenDale White | 2008 | 15 |
| 5. Eddie George | 2000 | 14 |
| Chris Johnson | 2009 | 14 |
| 7. Derrick Henry | 2022 | 13 |
| Earl Campbell | 1978 | 13 |
| Earl Campbell | 1980 | 13 |
| 10. Derrick Henry | 2018 | 12 |
| Earl Campbell | 1983 | 12 |
| Eddie George | 2002 | 12 |

1,000 RUSH YARDS/12 TOUCHDOWNS

Titans running back **Derrick Henry** rushed for 2,027 yards and 17 touchdowns in 2020. The performance came after he produced 1,059 rushing yards and 12 rushing touchdowns in 2018, followed by 1,540 rushing yards and 16 rushing touchdowns in 2019.

Henry became the first NFL player since **LaDainian Tomlinson** (2002-07) and the ninth player in NFL history to record at least three consecutive seasons in which he rushed for at least 1,000 yards and 12 touchdowns.

Players in NFL history with 1,000 rushing yards and 12 rushing touchdowns in three consecutive seasons:

| Player | Team | Seasons | Total |
|----------------------|------------------|------------------|----------|
| Derrick Henry | Tennessee | 2018–2020 | 3 |
| LaDainian Tomlinson | San Diego | 2002–2007 | 6 |
| Rudi Johnson | Cincinnati | 2004–2006 | 3 |
| Shaun Alexander | Seattle | 2001–2005 | 5 |
| Terrell Davis | Denver | 1996–1998 | 3 |
| Emmitt Smith | Dallas | 1994–1996 | 3 |
| Barry Sanders | Detroit | 1989–1991 | 3 |
| Eric Dickerson | L.A. Rams | 1983–1985 | 3 |
| Earl Campbell | Houston | 1978–1980 | 3 |

2020 NFL RUSHING LEADERS

Titans running back **Derrick Henry** won the NFL's 2020 rushing title with 2,027 yards in 2020, outdistancing the next-closest competitor by 470 yards (1,557 by **Dalvin Cook**).

Henry became the first player to lead the NFL in rushing in consecutive seasons since **LaDainian Tomlinson** in 2006 and 2007. Since the 1970 AFL-NFL merger, Henry is the eighth different player to lead the league in rushing in back-to-back seasons. The list includes Tomlinson, **O.J. Simpson** (1972-73, 1975-76), **Earl Campbell** (1978-80), **Eric Dickerson** (1983-84), **Emmitt Smith** (1991-93), **Barry Sanders** (1996-97) and **Edgerrin James** (1999-2000).

NFL rushing yardage leaders in 2020:

| Player | Team | Rushing Yards |
|-------------------------|-------------------------|---------------|
| 1. Derrick Henry | Tennessee Titans | 2,027 |
| 2. Dalvin Cook | Minnesota Vikings | 1,557 |
| 3. Jonathan Taylor | Indianapolis Colts | 1,169 |
| 4. Aaron Jones | Green Bay Packers | 1,104 |
| 5. James Robinson | Jacksonville Jaguars | 1,070 |
| 6. David Montgomery | Chicago Bears | 1,070 |
| 7. Nick Chubb | Cleveland Browns | 1,067 |
| 8. Josh Jacobs | Las Vegas Raiders | 1,065 |
| 9. Lamar Jackson | Baltimore Ravens | 1,005 |
| 10. Melvin Gordon | Denver Broncos | 986 |

Henry also led the NFL with 17 rushing touchdowns in 2020. The total was tied for the second most in the NFL in a 10-year span (2011-20). In that time, only **LeGarrette Blount** (18 in 2016) had more than Henry, **Todd Gurley** (17 in 2018) and **LeSean McCoy** (17 in 2011).

NFL rushing touchdown leaders in 2020:

| Player | Team | Rushing TDs |
|-------------------------|--------------------------|-------------|
| 1. Derrick Henry | Tennessee Titans | 17 |
| 2. Alvin Kamara | New Orleans Saints | 16 |
| Dalvin Cook | Minnesota Vikings | 16 |
| 4. Josh Jacobs | Las Vegas Raiders | 12 |
| Cam Newton | New England Patriots | 12 |
| Nick Chubb | Cleveland Browns | 12 |
| 7. Jonathan Taylor | Indianapolis Colts | 11 |
| Antonio Gibson | Washington Football Team | 11 |
| Kyler Murray | Arizona Cardinals | 11 |
| 10. Kenyan Drake | Arizona Cardinals | 10 |

THE 2,000-YARD CLUB

Derrick Henry was the eighth player in NFL history to reach the 2,000-yard rushing mark in a season. His 2,027 yards rank fifth all-time.

All-time NFL single-season rushing leaders:

| Player | Team | Season | Rushing Yards |
|-------------------------|-------------------------|-------------|---------------|
| 1. Eric Dickerson | Los Angeles Rams | 1984 | 2,105 |
| 2. Adrian Peterson | Minnesota Vikings | 2012 | 2,097 |
| 3. Jamal Lewis | Baltimore Ravens | 2003 | 2,066 |
| 4. Barry Sanders | Detroit Lions | 1997 | 2,053 |
| 5. Derrick Henry | Tennessee Titans | 2020 | 2,027 |
| 6. Terrell Davis | Denver Broncos | 1998 | 2,008 |
| 7. Chris Johnson | Tennessee Titans | 2009 | 2,006 |
| 8. O.J. Simpson | Buffalo Bills | 1973 | 2,003 |



DERRICK HENRY IN 2020

- Led the NFL and set a franchise record with 2,027 rushing yards in 2020, becoming the eighth player in league annals to rush for at least 2,000 yards in a season. His 2,027 rushing yards gave him the fifth-highest total in NFL history behind **Eric Dickerson's** 2,105 (1984), **Adrian Peterson's** 2,097 (2012), **Jamal Lewis's** 2,066 (2003) and **Barry Sanders's** 2,053 (1997). Henry broke **Chris Johnson's** franchise mark of 2,006 rushing yards in 2009.
- Named the Associated Press NFL Offensive Player of the Year and was named to his second consecutive Pro Bowl. He won his second consecutive FedEx Ground Player of the Year Award and added first-team AP All-Pro honors. Additionally, he earned first-team All-Pro honors from Pro Football Focus, Pro Football Writers of America and Sporting News and was the 101 Awards AFC Offensive Player of the Year.
- Became the first player since **LaDainian Tomlinson** (2006-07) to lead the NFL in rushing yards in consecutive seasons. Henry previously led the league in 2019 with 1,540 rushing yards.
- Became the fifth all-time NFL player to lead the NFL in rushing yards, attempts and rushing touchdowns in consecutive seasons. It is a feat that had not been attained since Cleveland's **Leroy Kelly** did it from 1967 to 1968. The only other players to achieve it are **Jim Brown** (1958-59), **Steve Van Buren** (1947-49) and **Bill Paschal** (1943-44).
- Established a single-game franchise record with 250 rushing yards on Jan. 3 at Houston. He broke his own club record of 238 rushing yards, established against the Jacksonville Jaguars on Dec. 6, 2018. Henry's 250 rushing yards tied for the 13th-best single-game total in the NFL since 1948.
- Became the first player in NFL history with five career games with at least 200 rushing yards and two rushing touchdowns.
- Became the fourth player in NFL history with at least five career 200-yard rushing games, joining **O.J. Simpson** (six), **Adrian Peterson** (six) and **Tiki Barber** (five).
- Set a career high with 17 rushing touchdowns in 2020, finishing with the second-best total in franchise history behind **Earl Campbell's** 19 rushing touchdowns in 1979.
- Finished the 2020 season with 1,221 rushing yards in road games, the most by any NFL running back since 1948. The previous high was held by **Eric Dickerson**, who had 1,087 rushing yards in road games for the Los Angeles Rams in 1984.
- Dating back to 2019, he had a streak of nine consecutive road games with at least 100 rushing yards, passing **Chris Johnson** (eight games from 2009-10) for the second-longest such streak in NFL history behind only Barry Sanders' 10-game road streak from 1996-97).
- Became the fifth player in NFL history with three 200-yard rushing games in a season, joining **Earl Campbell** (four in 1980), **O.J. Simpson** (1973), **Tiki Barber** (2005) and **Jay Ajayi** (2016).
- Became the first NFL player since **LaDainian Tomlinson** (2002-07) and the ninth player in NFL history to record at least three consecutive seasons in which he rushed for at least 1,000 yards and 12 touchdowns.
- Finished the season with 2,141 scrimmage yards (2,027 rushing and 114 receiving), which ranks second in franchise history behind **Chris Johnson's** 2,509 scrimmage yards in 2009.
- Registered 10 games in 2020 with at least 100 rushing yards to tie **Earl Campbell** (1980) for the third-most in franchise history. Only Campbell in 1979 (11) and **Chris Johnson** in 2009 (12) had more 100-yard rushing games in a Titans/Oilers season than Henry. Henry's 10 100-yard games in 2020 were the most in the NFL since Dallas running back **DeMarco Murray** had 12 in 2014.
- Became the NFL's first player to rush for at least 175 and two touchdowns four times in a season.
- Joined **Terrell Davis** (1997-98), **Shaun Alexander** (2004-05) and **Larry Johnson** (2005-06) as the only players in NFL history to rush for 1,500 yards and 15 touchdowns in two consecutive seasons.
- Established a streak of 20 consecutive games in the regular season and playoffs with at least 18 rushing attempts, the second-longest streak of its kind in the NFL since 1948. The only player with more consecutive 18-carry games in the regular season and postseason



was **Emmitt Smith**, whose streak was 23 games with the Dallas Cowboys from 1995 to 1996.

- Became the first player in NFL history to produce more than one overtime touchdown run in a season. He joined **LaDainian Tomlinson** as the NFL's only players with multiple career touchdown runs in overtime. Tomlinson had three during his career.
- Joined **Bo Jackson, Ahman Green, Chris Johnson** and **Lamar Miller** as the only NFL players to record two career rushing touchdowns of at least 90 yards. Henry joined Miller (two 97-yard touchdown runs) as the only players to ever record multiple touchdown runs of at least 94 yards.

300 CARRIES/15 TOUCHDOWNS/5.0 AVG

Derrick Henry won the NFL's rushing title with 303 carries for 1,540 yards and 16 touchdowns in 2019. He followed in 2020 with 378 carries for 2,027 yards and 17 touchdowns.

He became the first player in NFL history to produce multiple seasons with a minimum of 300 rushing attempts, a rushing average of at least 5.0 yards per carry and a minimum of 15 rushing touchdowns

The only other players to do so once in their careers are **O.J. Simpson** (1975), **Terrell Davis** (1998), **Priest Holmes** (2002), **Ahman Green** (2003), **Larry Johnson** (2005), **Shaun Alexander** (2005), **LaDainian Tomlinson** (2016), **Ezekiel Elliott** (2016) and **Dalvin Cook** (2020).

Individual seasons in NFL history with a minimum of 300 rushing attempts, 15 rushing touchdowns and a 5.0 rushing average in a single season:

| Player | Team | Season | Att | Yards | Avg | TD |
|----------------------|------------------|-------------|------------|--------------|------------|-----------|
| Derrick Henry | Tennessee | 2020 | 378 | 2,027 | 5.4 | 17 |
| Dalvin Cook | Minnesota | 2020 | 312 | 1,557 | 5.0 | 16 |
| Derrick Henry | Tennessee | 2019 | 303 | 1,540 | 5.1 | 16 |
| Ezekiel Elliott | Dallas | 2016 | 322 | 1,631 | 5.1 | 15 |
| LaDainian Tomlinson | San Diego | 2006 | 348 | 1,815 | 5.2 | 28 |
| Shaun Alexander | Seattle | 2005 | 370 | 1,880 | 5.1 | 27 |
| Larry Johnson | Kansas City | 2005 | 336 | 1,750 | 5.2 | 20 |
| Ahman Green | Green Bay | 2003 | 355 | 1,883 | 5.3 | 15 |
| Priest Holmes | Kansas City | 2002 | 313 | 1,615 | 5.2 | 21 |
| Terrell Davis | Denver | 1998 | 392 | 2,008 | 5.1 | 21 |
| O.J. Simpson | Buffalo | 1975 | 329 | 1,817 | 5.5 | 16 |

CONSECUTIVE 100-YARD ROAD GAMES

Titans running back **Derrick Henry** recorded 149 rushing yards at Indianapolis on Dec. 1, 2019. Over the course of the next year, he registered at least 100 rushing yards in eight more consecutive regular season road games, increasing his streak to nine games before it ended with a 98-yard effort at Green Bay on Dec. 27, 2020.

In NFL history, Henry's streak is the second-longest continuous stretch of its kind. Detroit's **Barry Sanders** had 10 road games in a row with 100-plus yards from 1996 to 1997.

Most consecutive road games with at least 100 rushing yards in NFL history:

| Player | Team | Dates | Games |
|-------------------------|------------------|-----------------------------|----------|
| 1. Barry Sanders | Detroit | 11/24/1996–12/14/1997 | 10 |
| 2. Derrick Henry | Tennessee | 12/1/2019–12/13/2020 | 9 |
| 3. Chris Johnson | Tennessee | 10/18/2009–10/18/2010 | 8 |
| 4. Marcus Allen | L.A. Raiders | 11/3/1985–9/14/1986 | 7 |
| 5. Arian Foster | Houston | 12/22/2011–11/22/2012 | 6 |
| Gerald Riggs | Atlanta | 10/13/1985–12/22/1985 | 6 |
| DeMarco Murray | Dallas | 9/14/2014–12/4/2014 | 6 |

FIVE CONSEC. TEAM GAMES WITH RUSHING TD

Derrick Henry recorded a streak in 2020 of at least one rushing touchdown in five consecutive team games. It was his second such streak in as many seasons and tied for the longest such streak in franchise history. **DeMarco Murray** (2016) and **Earl Campbell** (twice—1979 and 1983) are the only other franchise players with five consecutive team games with a rushing touchdown.

Most consecutive team games with a rushing touchdown, franchise history:

| Player | Season | Consec. Team Games with a Rushing TD |
|-------------------------|-------------|--------------------------------------|
| 1. Derrick Henry | 2020 | 5 |
| Derrick Henry | 2019 | 5 |
| DeMarco Murray | 2016 | 5 |
| Earl Campbell | 1983 | 5 |
| Earl Campbell | 1979 | 5 |
| 6. (eight tied) | | 4 |

2019 NFL RUSHING LEADERS

Titans running back **Derrick Henry** claimed the NFL's 2019 rushing title with 1,540 yards on 303 carries (5.1 avg.). The next-closest finisher was Cleveland's **Nick Chubb**, who had 1,494 rushing yards.

Henry joined **Billy Cannon** (AFL, 1961), **Earl Campbell** (1978-80) and **Chris Johnson** (2009) as the only running backs in franchise history to lead their respective leagues in rushing.

NFL rushing leaders in 2019:

| Player | Team | Rushing Yards |
|-------------------------|-------------------------|---------------|
| 1. Derrick Henry | Tennessee Titans | 1,540 |
| 2. Nick Chubb | Cleveland Browns | 1,494 |
| 3. Christian McCaffrey | Carolina Panthers | 1,387 |
| 4. Ezekiel Elliott | Dallas Cowboys | 1,357 |
| 5. Chris Carson | Seattle Seahawks | 1,230 |
| 6. Lamar Jackson | Baltimore Ravens | 1,206 |
| 7. Leonard Fournette | Jacksonville Jaguars | 1,152 |
| 8. Josh Jacobs | Oakland Raiders | 1,150 |
| 9. Joe Mixon | Cincinnati Bengals | 1,137 |
| 10. Dalvin Cook | Minnesota Vikings | 1,135 |

2019 TOUCHDOWN LEADERS

Titans running back **Derrick Henry** tied Green Bay's **Aaron Jones** for the NFL lead with 16 rushing touchdowns in 2019.

Additionally, Henry ranked third in the NFL with 18 total touchdowns behind Carolina's **Christian McCaffrey** and Jones, who each scored 19 total touchdowns.

NFL leaders in rushing touchdowns in 2019:

| Player | Team | Rushing TDs |
|-------------------------|-------------------------|-------------|
| 1. Derrick Henry | Tennessee Titans | 16 |
| Aaron Jones | Green Bay Packers | 16 |
| 3. Christian McCaffrey | Carolina Panthers | 15 |
| 4. Dalvin Cook | Minnesota Vikings | 13 |
| 5. Todd Gurley | Los Angeles Rams | 12 |
| Ezekiel Elliott | Dallas Cowboys | 12 |

NFL leaders in total touchdowns in 2019:

| Player | Team | Total TDs |
|-------------------------|-------------------------|-----------|
| 1. Christian McCaffrey | Carolina Panthers | 19 |
| Aaron Jones | Green Bay Packers | 19 |
| 3. Derrick Henry | Tennessee Titans | 18 |
| 4. Mark Ingram | Baltimore Ravens | 15 |
| 5. Ezekiel Elliott | Dallas Cowboys | 14 |
| Todd Gurley | Los Angeles Rams | 14 |

3 CONSEC. GAMES W/ 200 SCRIMMAGE YDS

From the final week of the 2019 regular season (Dec. 29 at Houston) through the Titans' first two playoff games (Jan. 4 at New England and Jan. 11 at Baltimore), **Derrick Henry** became the **first player in NFL history to rush for at least 180 yards in three consecutive regular season or postseason games.**

He also became only the third player since the 1970 NFL-AFL merger to have 200 scrimmage yards in three consecutive games. The other two players to accomplish the feat were Chicago Bears running back **Walter Payton** (1977) and Pittsburgh Steelers running back **Le'Veon Bell** (2014).

During the 2019 regular season and playoffs, Henry and Carolina Panthers running back **Christian McCaffrey** (two) were the only two players with multiple 200-yard scrimmage games. Together they accounted for five of the 14 such individual performances.

Most consecutive games with at least 200 scrimmage yards in the regular season and/or postseason, 1970–present:

| Player | Team | Dates | Games |
|-------------------------|------------------|------------------------------------|----------|
| 1. Derrick Henry | Tennessee | Dec. 29, 2019–Jan. 11, 2020 | 3 |
| Le'Veon Bell | Pittsburgh | Nov. 17–Dec. 7, 2014 | 3 |
| Walter Payton | Chicago | Nov. 13–Nov. 24, 1977 | 3 |
| 4. (several tied) | | | 2 |

2018 NFL RUSHING LEADERS

Derrick Henry recorded 215 carries in 2018 for 1,059 yards. He ranked second in the AFC in rushing yardage behind Cincinnati's **Joe Mixon** (1,168) and ranked seventh overall in the NFL.

NFL rushing leaders in 2018 (rushing yards):

| Player | Team | Rushing Yards |
|-------------------------|-------------------------|---------------|
| 1. Ezekiel Elliott | Dallas Cowboys | 1,434 |
| 2. Saquon Barkley | New York Giants | 1,307 |
| 3. Todd Gurley | Los Angeles Rams | 1,251 |
| 4. Joe Mixon | Cincinnati Bengals | 1,168 |
| 5. Chris Carson | Seattle Seahawks | 1,151 |
| 6. Christian McCaffrey | Carolina Panthers | 1,098 |
| 7. Derrick Henry | Tennessee Titans | 1,059 |
| 8. Adrian Peterson | Washington Redskins | 1,042 |
| 9. Phillip Lindsay | Denver Broncos | 1,037 |
| 10. Nick Chubb | Cleveland Browns | 996 |

2018 RUSHING TOUCHDOWN LEADERS

Derrick Henry's scored a career-high 12 rushing touchdowns in 2018. He tied for the third-highest rushing touchdown total in the NFL.

Henry became the first Titans player with 12 rushing touchdowns in a season since **Chris Johnson** had 14 rushing touchdowns in 2009.

Most rushing touchdowns in 2018:

| Player | Team | Rushing TDs |
|-------------------------|-------------------------|-------------|
| 1. Todd Gurley | Los Angeles Rams | 17 |
| 2. Alvin Kamara | New Orleans Saints | 14 |
| 3. Derrick Henry | Tennessee Titans | 12 |
| 4. James Conner | Pittsburgh Steelers | 12 |
| 5. Saquon Barkley | New York Giants | 11 |
| 6. Melvin Gordon | Los Angeles Chargers | 10 |
| 7. Phillip Lindsay | Denver Broncos | 9 |
| 8. Chris Carson | Seattle Seahawks | 9 |
| 9. Marlon Mack | Indianapolis Colts | 9 |
| 10. Jordan Howard | Chicago Bears | 9 |

DECEMBER TO REMEMBER

In five games in the month of December 2018, **Derrick Henry's** rushing totals included 97 carries for 625 yards and eight touchdowns. His 625 yards were the most by any NFL player in any calendar month in 2018.

Additionally, Henry authored one of only four calendar months for the franchise since 1970 in which a player rushed for at least 600 yards. **Chris Johnson** (800 rushing yards in November 2009) and **Earl Campbell** (633 in October 1980; 662 in November 1980) were the organization's only other players to accomplish the feat in that timespan.

Henry's December rushing totals included 40 yards against the New York Jets (Dec. 2), a franchise-record 238 yards against the Jacksonville Jaguars (Dec. 6), 170 yards at the New York Giants (Dec. 16), 84 yards against the Washington Redskins (Dec. 22) and 93 yards against the Indianapolis Colts (Dec. 30).

For his efforts, Henry was named AFC Offensive Player of the Month.

Titans/Oilers with 500 rushing yards in any calendar month from 1970-2021 (includes playoffs):

| Player | Season | Month | Rushing Yards |
|--------------------------|-------------|-----------------|---------------|
| 1. Chris Johnson | 2009 | November | 800 |
| 2. Earl Campbell | 1980 | November | 662 |
| 3. Earl Campbell | 1980 | October | 633 |
| 4. Derrick Henry | 2018 | December | 625 |
| 5. Derrick Henry | 2020 | November | 594 |
| 6. Derrick Henry | 2021 | October | 584 |
| 7. Earl Campbell | 1979 | September | 569 |
| 8. Derrick Henry | 2019 | December | 549 |
| 9. Eddie George | 2000 | October | 548 |
| 10. Earl Campbell | 1979 | November | 534 |
| 11. Derrick Henry | 2020 | December | 520 |
| 12. DeMarco Murray | 2016 | October | 511 |
| 13. Earl Campbell | 1981 | October | 510 |

RUSHING YARDS IN A TWO-GAME SPAN

Following a franchise-record 238 rushing yards against the Jacksonville Jaguars on Dec. 6, 2018, **Derrick Henry** then totaled 170 rushing yards at the New York Giants on Dec. 16 to give him a franchise record of 408 rushing yards in a two-game span.

The previous record of 405 rushing yards in two games was set by **Earl Campbell** in 1980, when Campbell posted 203 yards against Tampa Bay (Oct. 19) and 202 yards against Cincinnati (Oct. 26).

Most total rushing yards in two consecutive games, franchise history:

| Player | Game 1 | Yds | Game 2 | Yds | Total |
|----------------------|------------------------|------------|------------------------|------------|------------|
| Derrick Henry | 12/6/18 vs. Jax | 238 | 12/16/18 at NYG | 170 | 408 |
| Earl Campbell | 10/19/80 vs. TB | 203 | 10/26/80 vs. Cin | 202 | 405 |

RECORD-SETTING NIGHT

On Dec. 6, 2018, **Derrick Henry** had one of the most memorable rushing performances in NFL history on Thursday Night Football. He rushed for a then-team-record 238 yards and four touchdowns (tied franchise record), including a 99-yard touchdown run.

[WATCH: Highlights from Derrick Henry's performance on 12/6/18](#)

Henry's 238 rushing yards set a new franchise record, breaking **Chris Johnson's** mark of 228 yards against the Jaguars on Nov. 1, 2009. It was the highest single-game rushing total in the NFL in 2018 and the league's highest total since **Doug Martin's** 251 rushing yards for the Tampa Bay Buccaneers against the Oakland Raiders on Nov. 4, 2012.

Henry later broke his own record with 250 rushing yard at Houston on Jan. 3, 2021 to take possession of five of the top eight single-game rushing totals in team annals.

Most rushing yards in a game, franchise history:

| Player | Date | Opponent | Rushing Yards |
|-------------------------|----------|-----------------|---------------|
| 1. Derrick Henry | 1/3/21 | at Houston | 250 |
| 2. Derrick Henry | 12/6/18 | Jacksonville | 238 |
| 3. Chris Johnson | 11/1/09 | Jacksonville | 228 |
| 4. Eddie George | 8/31/97 | Oakland | 216 |
| Billy Cannon | 12/10/61 | at New York | 216 |
| 6. Derrick Henry | 12/13/20 | at Jacksonville | 215 |
| 7. Derrick Henry | 10/18/20 | Houston | 212 |
| 8. Derrick Henry | 12/29/19 | at Houston | 211 |
| 9. Earl Campbell | 11/16/80 | at Chicago | 203 |
| Earl Campbell | 10/19/80 | Tampa Bay | 203 |

In the second quarter, Henry took a handoff from **Marcus Mariota** inside his own one-yard line and raced 99 yards for a touchdown. It was the second 99-yard run in NFL history, tying **Tony Dorsett's** record-setting touchdown run for the Dallas Cowboys against the Minnesota Vikings on Jan. 3, 1983. It was also the team record, topping Johnson's 94-yard touchdown run against the New York Jets on Dec. 17, 2012. The only other runs in franchise history of at least 90 yards were Johnson's 91-yard rush against the Houston Texans on Sept. 20, 2009 and a 91-yarder by Sid Blanks against the Jets on Dec. 13, 1964.

Henry's 99-yard touchdown run tied for the longest scrimmage play in NFL history. It was the 15th such play, including his and Dorsett's runs and 13 passing plays. The last 99-yard scrimmage play before Henry's was New York Giants wide receiver **Victor Cruz's** 99-yard reception from **Eli Manning** against the New York Jets on Dec. 24, 2011.

Longest runs from scrimmage in NFL history:

| Player | Team | Date | Opponent | Rushing Yards |
|-------------------------|------------|----------|----------------|---------------|
| 1. Derrick Henry | Tennessee | 12/6/18 | Jacksonville | 99t |
| Tony Dorsett | Dallas | 1/3/83 | Minnesota | 99t |
| 3. Ronald Jones | Tampa Bay | 11/15/20 | Carolina | 98t |
| Ahman Green | Green Bay | 12/28/03 | Denver | 98t |
| 5. Lamar Miller | Houston | 11/26/18 | Tennessee | 97t |
| Lamar Miller | Miami | 12/28/14 | N.Y. Jets | 97t |
| Andy Uram | Green Bay | 10/8/39 | Chi. Cardinals | 97t |
| Bob Gage | Pittsburgh | 12/4/49 | Chi. Bears | 97t |

Henry scored on a three-yard run in the first quarter, a 99-yard run in the second quarter, a 16-yard run in the third quarter, and finally a 54-yard run in the third quarter. He tied the franchise record and became the third player in franchise history to rush for four touchdowns in a game, joining Earl Campbell (against Miami on Nov. 20, 1978) and Lorenzo White (against Cleveland on Dec. 9, 1990).

The only franchise player with more overall touchdowns in a game than Henry was Oilers running back **Billy Cannon**, who had five total touchdowns (three rushing, two receiving) at the New York Titans on Dec. 10, 1961. Henry became the first NFL player with four rushing touchdowns in a game since New England Patriots running back **Jonas Gray** at Indianapolis on Nov. 16, 2014.

Most rushing touchdowns in a game, franchise history:

| Player | Date | Opponent | Rushing Touchdowns |
|-------------------------|----------|--------------|--------------------|
| 1. Derrick Henry | 12/6/18 | Jacksonville | 4 |
| Lorenzo White | 12/9/90 | Cleveland | 4 |
| Earl Campbell | 11/20/78 | Miami | 4 |
| 4. (several tied) | | | 3 |

Additionally, Henry's rushing performance against the Jaguars accomplished the following:

- He became the ninth NFL player since 1975 with at least one 90-yard run and at least one 60-yard reception in his career. The others were **Tony Dorsett**, **Garrison Hearst**, **Tiki Barber**, **Chris Johnson**, **Jamaal Charles**, **Herschel Walker**, **Warrick Dunn** and **Adrian Peterson**.
- Henry became the seventh NFL player since the 1970 AFL-NFL merger with at least four rushing touchdowns and at least 200 rushing yards in a game, joining **Clinton Portis**, **Barry Sanders**, **Doug Martin**, **Jonas Gray**, **Mike Anderson** and **Corey Dillon**. Henry became the first to accomplish the feat in fewer than 20 carries (17).
- He matched former Titans running back **Chris Johnson** as the only players in NFL history with a rushing touchdown of at least 90 yards and a rushing touchdown of at least 50 yards in the same game. Johnson accomplished the feat against the Houston Texans on Sept. 20, 2009.
- His 24 points tied for the fourth-highest single-game total in franchise history, trailing only **Billy Cannon** (30 on Dec. 10, 1961), **Rob Bironas** (26 on Oct. 21, 2007) and **George Blanda** (26 on Sept. 18, 1960). **Earl Campbell** (Nov. 20, 1978) and **Lorenzo White** (Dec. 9, 1990) also had 24 points on four touchdowns in a single game.
- His 238 rushing yards and four rushing touchdowns were each the most in any Thursday Night Football game in history.

RUSHING YARDS IN A SINGLE POSTSEASON

Derrick Henry accumulated 446 rushing yards during the 2019 playoffs. He had 182 yards on 34 carries in the wild card round at New England, followed by 195 yards on 30 attempts in the divisional round at Baltimore. In the AFC championship game, he had 69 yards on 19 rushing attempts.

Henry's average of 148.7 rushing yards per game ranked fourth in NFL history for players with at least two games played. Only a trio of Pro Football Hall of Fame members—Denver Broncos running back **Terrell Davis** (156.0 in 1998), Los Angeles Raiders running back **Marcus Allen** (155.3 in 1983) and Washington Redskins running back **John Riggins** (152.5 in 1982) have averaged more rushing yards in a single postseason than Henry.

In Titans/Oilers history, **Eddie George** established the previous record for average rushing yards in a single postseason during the 1999 playoffs. In four games, George carried the ball 108 times for 449 yards, or an average of 112.3 yards per contest.

Most rushing yards per game in a single NFL postseason (minimum two games):

| Player | Team | Season | Games | Rush Yards | Per Game |
|-------------------------|--------------|--------|-------|------------|----------|
| 1. Terrell Davis | Denver | 1998 | 3 | 468 | 156.0 |
| 2. Marcus Allen | L.A. Raiders | 1983 | 3 | 466 | 155.3 |
| 3. John Riggins | Washington | 1982 | 4 | 610 | 152.5 |
| 4. Derrick Henry | Tennessee | 2019 | 3 | 446 | 148.7 |
| 5. Eric Dickerson | L.A. Rams | 1985 | 2 | 294 | 147.0 |
| 6. Terrell Davis | Denver | 1997 | 4 | 581 | 145.3 |
| 7. Arian Foster | Houston | 2011 | 2 | 285 | 142.5 |
| 8. Thurman Thomas | Buffalo | 1990 | 3 | 390 | 130.0 |
| 9. Brian Westbrook | Philadelphia | 2006 | 2 | 257 | 128.5 |
| 10. Fred Taylor | Jacksonville | 1998 | 2 | 248 | 124.0 |



George's 449 yards during the team's run to Super Bowl XXXIV also established the franchise benchmark for most total rushing yards in a single postseason. Henry came within three yards of the mark in one fewer game.

Most rushing yards in a single postseason, franchise history:

| Player | Season | Games | Rush Yards |
|-------------------------|-------------|----------|------------|
| 1. Eddie George | 1999 | 4 | 449 |
| 2. Derrick Henry | 2019 | 3 | 446 |
| 3. Earl Campbell | 1978 | 3 | 264 |
| 4. Steve McNair | 1999 | 4 | 209 |
| 5. Derrick Henry | 2017 | 2 | 184 |

Henry's 2019 playoff rushing yardage total ranked sixth in NFL history. It was the most by any NFL player since George's 1999 postseason.

Most total rushing yards in a single NFL postseason:

| Player | Team | Season | Games | Rush Yards |
|-------------------------|------------------|-------------|----------|------------|
| 1. John Riggins | Washington | 1982 | 4 | 610 |
| 2. Terrell Davis | Denver | 1997 | 4 | 581 |
| 3. Terrell Davis | Denver | 1998 | 3 | 468 |
| 4. Marcus Allen | L.A. Raiders | 1983 | 3 | 466 |
| 5. Eddie George | Tennessee | 1999 | 4 | 449 |
| 6. Derrick Henry | Tennessee | 2019 | 3 | 446 |
| 7. Thurman Thomas | Buffalo | 1990 | 3 | 390 |
| 8. Natrone Means | Jacksonville | 1996 | 3 | 358 |
| 9. Le'Veon Bell | Pittsburgh | 2016 | 3 | 357 |
| 10. Freeman McNeil | N.Y. Jets | 1982 | 3 | 349 |

FRANCHISE PLAYOFF RUSHING LEADERS

In the 2021 postseason, **Derrick Henry** increased his career playoff totals to 732 rushing yards on 156 attempts. He is second on the franchise's all-time postseason rushing list behind only **Eddie George** (776).

Henry is tied with **Earl Campbell** for third place on the franchise's all-time postseason leaderboard with four rushing touchdowns, trailing **Steve McNair** (six) and George (five).

Franchise career postseason rushing leaders:

| Player | Games | Att | Yards | Avg | TD |
|-------------------------|----------|------------|------------|------------|----------|
| 1. Eddie George | 9 | 206 | 776 | 3.8 | 5 |
| 2. Derrick Henry | 7 | 156 | 732 | 4.7 | 4 |
| 3. Earl Campbell | 6 | 135 | 420 | 3.1 | 4 |
| 4. Steve McNair | 9 | 54 | 349 | 6.5 | 6 |
| 5. Lorenzo White | 7 | 76 | 264 | 3.5 | 1 |

RUSHING YARDS IN A TITANS PLAYOFF GAME

On Jan. 4, 2020, **Derrick Henry** rushed for 182 yards and one touchdown on 34 attempts in a wild card playoff victory at New England. In doing so, he set a new franchise single-game postseason record for rushing yards in a game, surpassing **Eddie George's** 162 yards at Indianapolis on Jan. 16, 2000.

One week later, on Jan. 11, 2020, Henry broke his own record, going for 195 rushing yards on 30 carries at Baltimore.

Henry now owns two of the top three rushing games in franchise postseason history.

Most single-game rushing yards in franchise postseason history:

| Player | Date | Opp | Att | Yds | Avg | TD |
|-------------------------|----------------|---------------|-----------|------------|------------|----------|
| 1. Derrick Henry | 1/11/20 | at Bal | 30 | 195 | 6.5 | 0 |
| 2. Derrick Henry | 1/4/20 | at NE | 34 | 182 | 5.4 | 1 |
| 3. Eddie George | 1/16/00 | at Ind | 26 | 162 | 6.2 | 1 |
| 4. Derrick Henry | 1/6/18 | at KC | 23 | 156 | 6.8 | 1 |
| 5. Earl Campbell | 12/31/78 | at NE | 27 | 118 | 4.4 | 1 |
| 6. Eddie George | 1/8/00 | Buf | 29 | 106 | 3.7 | 0 |
| 7. Eddie George | 1/30/00 | StL (SB) | 28 | 95 | 3.4 | 2 |

SCRIMMAGE YARDS IN A TITANS PLAYOFF GAME

Derrick Henry's 182 rushing yards and 22 receiving yards in the team's wild card playoff victory at New England on Jan. 4, 2020 gave him a franchise-record 204 scrimmage yards.

Henry broke his own record of 191 scrimmage yards in a wild card playoff contest at Kansas City on Jan. 6, 2018 (156 rushing, 35 receiving).

On Jan. 11, 2020, one week after establishing the current record, Henry had 202 scrimmage yards (195 rushing, seven receiving) at Baltimore, giving him the three biggest scrimmage yards totals in franchise postseason history.

Prior to Henry, the organization record stood for 57 years. It was set on Jan. 1, 1961, when **Billy Cannon** had 178 scrimmage yards against the Los Angeles Chargers.

Most single-game scrimmage yards in franchise postseason history:

| Player | Date | Opp | Rush Yards | Rec Yards | Scrim Yards |
|-------------------------|----------------|---------------|------------|-----------|-------------|
| 1. Derrick Henry | 1/4/20 | at NE | 182 | 22 | 204 |
| 2. Derrick Henry | 1/11/20 | at Bal | 195 | 7 | 202 |
| 3. Derrick Henry | 1/6/18 | at KC | 156 | 35 | 191 |
| 4. Billy Cannon | 1/1/61 | LAC | 50 | 128 | 178 |
| 5. Eddie George | 1/16/00 | at Ind | 162 | 14 | 176 |
| 6. Eddie George | 1/7/01 | Bal | 91 | 52 | 143 |
| 7. Ernest Givins | 12/31/89 | at Pit | 0 | 136 | 136 |



MORE TITANS RUNNING BACKS

23 - RB TRENTON CANNON

5-11, 185, 5th Year, Virginia State

- Trenton Cannon was signed by the Titans as an unrestricted free agent on March 16, 2022.
- Prior to his arrival in Tennessee, Cannon appeared in 46 NFL games with the New York Jets (2018-19), Carolina Panthers (2020), Baltimore Ravens (2021) and San Francisco 49ers (2021). His totals during those four NFL seasons included 38 special teams tackles, including a team-best 16 special teams stops during his rookie campaign with the Jets. As a kickoff returner, he averaged 23.2 yards on 32 returns, including a 98-yard return for the Panthers in 2020. His rushing totals included 51 attempts for 150 yards and a touchdown, and he added 20 receptions for 160 yards.
- In 2021, he played in 11 games with San Francisco and ranked second on the team with 10 special teams tackles.
- Cannon entered the league as sixth-round selection (204th overall) by the Jets in 2018.
- As a college player, he totaled 4,035 rushing yards and 44 touchdowns during a three-year career at Virginia State.

2022 Game Notes:

- Placed on injured reserve on Sept. 21, 2022.



36 - RB JULIUS CHESTNUT

5-11, 228, Rookie, Sacred Heart

- Julius Chestnut was signed by the Titans as an undrafted free agent on May 13, 2022. He spent the first three games of his rookie season on the 53-man roster before being added to the practice squad on Oct. 4, 2022.
- In four seasons at Sacred Heart (2018-21), he saw action in 32 games and logged 593 carries for 3,467 yards (5.8 avg.) and 29 touchdowns. He added 28 receptions for 412 yards (14.7 avg.) and five scores, plus 10 kickoff returns for 108 yards and two punt returns for 10 yards.
- As a senior in 2021, played in five games and posted 91 rushes for 542 yards (6.0 avg.) and three touchdowns.
- As a junior in 2020, appeared in four games and rushed 93 times for 717 yards (7.7 avg.) and eight scores.
- He is a native of Bowie, Md.

2022 Game Notes:

- **At Philadelphia (12/4)**, made his NFL debut and rushed for 13 yards on five attempts.



25 - RB HASSAN HASKINS

6-2, 228, Rookie, Michigan

- Hassan Haskins was selected by the Titans in the fourth round (131st overall) of the 2022 NFL Draft.
- During four seasons at Michigan (2018-21), Haskins appeared in 36 career games with 22 starts and carried the ball 452 times for 2,324 yards (5.1 avg.) and 30 touchdowns.
- Named 2021 first-team All-Big Ten and earned honorable mention all-conference in 2019 and 2020. Registered 10 career 100-yard rushing games.
- Had only 26 negative rushing yards his entire career and did not fumble in 452 rushing attempts.
- As a senior in 2021, started all 14 games and carried the ball 270 times for 1,327 yards and a school-record 20 rushing touchdowns. Added 18 receptions for 131 yards. Posted four 150-yard rushing efforts and six overall games with more than 100 rushing yards.
- Tied a Michigan single-game record with five rushing touchdowns and registered a career-best 169 rushing yards against Ohio State on Nov. 27, 2021.
- He is a native of St. Louis, Mo.

2022 Game Notes:

- **Against New York Giants (9/11)**, made his NFL debut.
- **At Buffalo (9/19)**, led the team with 37 rushing yards on nine attempts. He added a reception for no gain and a team-high two kickoff returns for 40 yards (long of 20).



- **At Indianapolis (10/2)**, averaged 26.3 yards on four kickoff returns, including a 37-yard kickoff return in the second quarter.
- **At Houston (10/30)**, led the team with three special teams tackles and added a 17-yard kickoff return.
- **At Kansas City (11/6)**, returned four kickoffs 72 yards (18.0 avg.), had one rushing attempt for five yards, and led the team with four special teams tackles. He became the first Titans player with four total special teams tackles in a game since Matthias Farley against New Orleans on Nov. 14, 2021. He was the first offensive player for the Titans with four special teams tackles in a game since tight end Craig Stevens had four against the Buffalo Bills on Nov. 15, 2009.

40 - RB DONTRELL HILLIARD

5-11, 202, 5th Year, Tulane

- Dontrell Hilliard was originally signed to the Titans practice squad on Oct. 27, 2021 and was signed to the 53-man roster on Nov. 23, 2021.
- In 2021, he appeared in eight games with five starts. He set career highs with 56 rushing attempts and 350 rushing yards and tied a career high with a pair of rushing touchdowns. He added 87 yards on a career-high 19 receptions and added eight kickoff returns for 177 yards (22.1 avg.). In the team's divisional playoff game, he had three receptions for 13 yards and one kickoff return for 26 yards.
- Prior to joining the Titans, Hilliard appeared in 32 games over three seasons with stops in Cleveland (2018-20) and Houston (2020). He rushed 22 times for 97 yards and two touchdowns, also registering 22 receptions for 199 yards. As a returner, he posted a 7.1-yard average on 15 punt returns and 23.1-yard average on 23 kickoff returns.
- In 2020, Hilliard recorded nine rushes for 48 yards and returned seven kickoffs for 125 yards while with the Brown and Texans.
- He originally signed with the Cleveland Browns as a rookie free agent on May 4, 2018.
- As a college player at Tulane, Hilliard played in 47 games and rushed for 2,948 yards and 30 touchdowns.

2022 Game Notes:

- **Against New York Giants (9/11)**, totaled three receptions and set career highs with 61 receiving yards and two touchdowns. He added two carries for eight yards. He notched his first career touchdown reception in the first quarter on a seven-yard pass from Ryan Tannehill, and added his second touchdown in the third quarter on a 23-yard catch. He became the first Titans running back with two or more touchdown receptions in a game since DeMarco Murray had two touchdown catches against the Minnesota Vikings on Sept. 11, 2016. He also had a 31-yard reception to convert a third down in the second quarter. It was the longest reception of his career.
- **At Indianapolis (10/2)**, tied for the team lead with four receptions for 18 yards.
- **At Washington (10/9)**, tied for the team lead with four receptions for 23 yards, including a touchdown. He scored the game's first points with a 13-yard touchdown reception in the first quarter.
- **Against Indianapolis (10/23)**, started with Derrick Henry in a two-back set and had one rushing attempt for four yards.
- **At Houston (10/30)**, carried the ball eight times for 83 yards, the second-best rushing yardage total of his career. He added one reception for 12 yards to give him 95 scrimmage yards, the second-highest amount of his career. He posted rushing attempts of 21 yards and 30 yards during the same drive in the third quarter to help set up a Titans touchdown.
- **At Green Bay (11/17)**, reached the end zone on a 14-yard pass from Ryan Tannehill in the first quarter, registering his fourth touchdown reception of the season (fourth career). He added one rushing attempt for four yards.
- Placed on injured reserve on Dec. 17.






TITANS TIGHT ENDS

| No. | Name | Ht | Wt | Exp | College |
|-----|----------------|-----|-----|-----|------------------|
| 81 | Hooper, Austin | 6-4 | 254 | 7 | Stanford |
| 85 | Okonkwo, Chig | 6-3 | 238 | R | Maryland |
| 86 | Rader, Kevin | 6-4 | 250 | 2 | Youngstown State |
| 87 | Swaim, Geoff | 6-4 | 260 | 8 | Texas |

#81 • TE AUSTIN HOOPER

6-4, 254, 7th Year, Stanford

[Click for complete bio](#)



Tight end **Austin Hooper** is in his seventh NFL season and his first campaign with the Titans in 2022. He was signed by the Titans as a free agent during the 2022 offseason.

Prior to his arrival in Tennessee, Hooper accumulated 298 receptions for 3,024 yards with 23 touchdowns during his time with the Atlanta Falcons (2016-19) and Cleveland Browns (2020-21), registering at least three touchdowns in each of his first six seasons.

The two-time Pro Bowl selection was originally selected by the Falcons in the third round (81st overall) of the 2016 NFL Draft. After his rookie season in 2016, he ranked first among his team's tight ends in receptions each season from 2017 to 2021.

In 2021, Hooper started a career-high 16 games and collected 38 receptions for 345 yards with three touchdowns. The only game he missed was due to time on the reserve/COVID-19 list.

Hooper's first season in Cleveland was 2020. He started 13 games and hauled in 46 passes for 435 yards with four touchdowns during the regular season. In the postseason, he started both contests and registered nine receptions for 62 yards and a score.

In 2019, Hooper enjoyed the most productive season of his career in his final campaign with the Falcons. He generated career-bests of 75 receptions, 787 receiving yards and six touchdown catches.

The San Mateo, Calif., native appeared in 27 games in his two seasons playing at Stanford, where he caught 74 passes for 937 yards and eight touchdowns during his career. As a sophomore in 2015, he was a Mackey Award finalist and was selected to the All-Pac-12 first team after recording 34 catches for 438 yards and six touchdowns.

2022 Game Notes:

- **Against New York Giants (9/11)**, posted one reception for six yards in his first game with the Titans.
- **At Buffalo (9/19)**, registered his 300th career reception, a 19-yard catch in the first quarter. He became the 26th tight end since the 1970 NFL-AFL merger to reach the 300-catch and 3,000-yard receiving marks within his first 90 career games. Additionally, he joined Travis Kelce, Zach Ertz and George Kittle as the only NFL tight ends with a minimum of 300 receptions and 3,000 receiving yards since the beginning of the 2016 season.
- **Against Las Vegas (9/25)**, caught two passes for 19 yards and also recovered an onside kick late in the fourth quarter to cement the team's victory.
- **At Indianapolis (10/2)**, registered one catch for four yards on third down to extend a touchdown drive.
- **At Washington (10/9)**, converted a third down with a seven-yard catch in the third quarter, leading to the go-ahead touchdown two plays later.
- **Against Indianapolis (10/23)**, led the team with 56 receiving yards and tied for the team lead with three receptions. During a drive in the second half that ended with a field goal, he registered a 14-yard catch to convert a third-and-10 and made a 23-yard grab in traffic four plays later. He added a juggling 19-yard reception to convert a third-and-six in the fourth quarter, leading to a Titans field goal.
- **At Houston (10/30)**, caught one pass for five yards.
- **At Kansas City (11/6)**, led the team with two receptions for 34 yards. He contributed a 16-yard reception and an 18-yard reception during separate touchdown drives in the second quarter.

- **Against Denver (11/13)**, tied for the team lead with five receptions for 41 yards. He converted a third-and-11 with a 17-yard catch in the fourth quarter.
- **At Green Bay (11/17)**, totaled 36 yards and two touchdowns on four receptions. He caught a three-yard touchdown pass from running back Derrick Henry in the third quarter and a 16-yard touchdown pass from Ryan Tannehill in the fourth quarter. It was his second career game with multiple touchdown receptions and his first since Sept. 22, 2019 at Indianapolis as a member of the Atlanta Falcons.
- **Against Cincinnati (11/27)**, caught three passes for 30 yards, including an eight-yard reception on third-and-five in the first quarter.
- **At Philadelphia (12/4)**, appeared in his 100th NFL game (regular season). He caught three passes for 22 yards, including a nine-yard grab on third-and-five during a scoring drive in the second quarter.
- **Against Jacksonville (12/11)**, led the team with 68 receiving yards on five catches, including a 24-yard reception during a touchdown drive in the fourth quarter.
- **At Los Angeles Chargers (12/18)**, totaled 33 yards on a pair of receptions, including a 17-yarder to help set up the game-tying score late in the fourth quarter.
- **Against Houston (12/24)**, posted two receptions for 20 yards, including a 15-yard catch late in the fourth quarter.

Hooper's Career Regular Season Statistics:

| Year | Team | GP | GS | Rec | Yds | Avg | Lg | TD |
|---------------|------|------------|-----------|------------|--------------|-------------|------------|-----------|
| 2016 | Atl | 14 | 3 | 19 | 271 | 14.3 | 44 | 3 |
| 2017 | Atl | 16 | 8 | 49 | 526 | 10.7 | 88t | 3 |
| 2018 | Atl | 16 | 7 | 71 | 660 | 9.3 | 36 | 4 |
| 2019 | Atl | 13 | 10 | 75 | 787 | 10.5 | 35 | 6 |
| 2020 | Cle | 13 | 13 | 46 | 435 | 9.5 | 36 | 4 |
| 2021 | Cle | 16 | 16 | 38 | 345 | 9.1 | 34 | 3 |
| 2022 | Ten | 15 | 2 | 36 | 400 | 11.1 | 24 | 2 |
| Totals | | 103 | 59 | 334 | 3,424 | 10.3 | 88t | 25 |

Hooper's Career Postseason Statistics:

| Year | Team | GP | GS | Rec | Yds | Avg | Lg | TD |
|-----------------------|------|----------|----------|-----------|------------|------------|------------|----------|
| 2016 | Atl | 3 | 1 | 6 | 65 | 10.8 | 19t | 1 |
| 2017 | Atl | 2 | 2 | 4 | 18 | 4.5 | 5 | 0 |
| 2020 | Cle | 2 | 2 | 9 | 62 | 6.9 | 11 | 1 |
| Playoff Totals | | 7 | 5 | 19 | 145 | 7.6 | 19t | 2 |

Hooper's Regular Season Single-Game Highs:

Receptions - 10 at Cleveland (11/11/18)
Receiving Yards - 130 vs. Tennessee (9/29/19)
Long Reception - 88t at Chicago (9/10/17)
Touchdowns - 2 (Twice, last at Green Bay, 11/17/22)

Hooper's Playoff Single-Game Highs:

Receptions - 7 at Pittsburgh (1/10/21)
Receiving Yards - 46 at Pittsburgh (1/10/21)
Long Reception - 19t vs. New England (2/5/17)
Touchdowns - 1 (Twice, last at Pittsburgh, 1/10/21)



RECEPTIONS BY TIGHT ENDS SINCE 2016

Since entering the NFL as a third-round pick in 2016, **Austin Hooper** has been one of the league's most productive tight ends. Since 2016, only three tight ends—**Travis Kelce**, **Zach Ertz** and **George Kittle**—have more catches than him.

Most receptions by a tight end since 2016:

| Player | Receptions |
|-------------------------|------------|
| 1. Travis Kelce | 662 |
| 2. Zach Ertz | 513 |
| 3. George Kittle | 387 |
| 4. Austin Hooper | 334 |
| 5. Evan Engram | 330 |
| 6. Mark Andrews | 327 |
| 7. Tyler Higbee | 299 |
| 8. Kyle Rudolph | 299 |
| 9. Darren Waller | 291 |
| 10. Jared Cook | 280 |

STREAKS OF 3+ RECEIVING TOUCHDOWNS

Tight end **Austin Hooper** has had a minimum of three touchdown receptions in every season since entering the NFL in 2016. Among tight ends, only **Travis Kelce** (eight seasons) holds a longer active streak.

Most consecutive seasons by tight ends with at least three touchdown receptions entering 2022:

| Player | Consecutive Seasons |
|-------------------------|---------------------|
| 1. Travis Kelce | 8 |
| 2. Austin Hooper | 6 |
| 3. Jared Cook | 4 |
| Mark Andrews | 4 |
| Dallas Goedert | 4 |
| 6. (five tied) | 3 |

#85 • TE CHIG OKONKWO

6-3, 238, Rookie, Maryland
[Click for complete bio](#)



Tight end **Chig Okonkwo** (pronounced "CHIGG oh-KAHN-kwoh") was selected by the Titans in the fourth round (143rd overall) of the 2022 NFL Draft.

The Powder Springs, Ga., native appeared in 37 games with 20 starts over four seasons (2018-21) at Maryland and caught 77 passes for 717 yards and eight touchdowns. He added three carries for 72 yards and three touchdowns, including a career-long rush of 54 yards.

As a senior in 2021, he started all 13 games and posted career-high marks with 52 catches for 447 yards and a team-leading five touchdowns. His 52 receptions ranked second in Terrapins history for a single season by a tight end, behind only former Titans tight end **Frank Wycheck** (58 in 1990). Okonkwo's 447 receiving yards were the most by a Terps tight end in a season since **Vernon Davis** (871 in 2005).

He sat out the 2020 season with myocarditis due to COVID-19. Prior to then, he saw action in 12 games (four starts) as a freshman and 12 games (three starts) as a sophomore.

2022 Game Notes:

- **Against New York Giants (9/11)**, made his NFL debut and recorded his first career reception in the fourth quarter, picking up 11 yards on a pass from Ryan Tannehill.
- **At Indianapolis (10/2)**, registered his first career start and caught three passes for 38 yards and a touchdown. He picked up 23 yards in the first quarter on his second career reception and scored his first career touchdown in the second quarter on an eight-yard pass from Ryan Tannehill. With less than two minutes remaining in the fourth quarter, he helped seal the victory with a seven-yard catch on third-and-four. It allowed the Titans to kneel on the ball to close out the win.



- **At Kansas City (11/6)**, had a 48-yard reception in the first quarter, his longest reception through eight career games. It was the longest reception by a Titans tight end since Jonnu Smith's 63-yard catch against Jacksonville on Sept. 20, 2020. He made an athletic play and helped flip field position by keeping a Ryan Stonehouse 57-yard punt out of the end zone that was then downed at the Chiefs' three-yard line in the second quarter.

- **Against Denver (11/13)**, posted a 41-yard reception to convert a third-and-four in the fourth quarter. He joined A.J. Brown (three times) as the only Titans players since the beginning of 2011 to have a reception of at least 40 yards in back-to-back games, and he became the Titans' first tight end to accomplish the feat since at least the beginning of the 2000 campaign.

- **At Green Bay (11/17)**, caught a 31-yard pass in the third quarter to become the Titans' only tight end since the start of the 2000 season to have a reception of at least 30 yards in three consecutive games.

- **Against Cincinnati (11/27)**, caught three passes for 35 yards, including a 17-yard grab to convert a third-and-one during a scoring drive in the fourth quarter.

- **At Philadelphia (12/4)**, led the team and established career highs through 12 games with four receptions and 68 receiving yards. With a 41-yard reception in the second quarter, he became the second NFL tight end in 2022 to record his fourth catch of at least 30 yards, joining Kansas City's Travis Kelce (five). It was Okonkwo's fourth such play in a five-game span. He added two tackles on special teams.

- **Against Jacksonville (12/11)**, posted 45 yards and a touchdown on a team-high six receptions. He scored his second career touchdown on a 10-yard pass from Ryan Tannehill in the first quarter. In the fourth quarter, he caught a pass from Tannehill to score the team's first two-point conversion of the season.

- **Against Houston (12/24)**, caught a 10-yard pass and also led the team with two total special teams tackles.

Okonkwo's 2022/Career Regular Season Statistics:

| Year | Team | GP | GS | Rec | Yds | Avg | Lg | TD |
|------|------|----|----|-----|-----|------|----|----|
| 2022 | Ten | 15 | 6 | 26 | 384 | 14.8 | 48 | 2 |

Okonkwo's Regular Season Single-Game Highs:

- Receptions** - 6 vs. Jacksonville (12/11/22)
- Receiving Yards** - 68 at Philadelphia (12/4/22)
- Long Reception** - 48 at Kansas City (11/6/22)
- Receiving Touchdowns** - 1 (Twice, last vs. Jacksonville, 12/11/22)

Okonkwo's Career College Statistics:

| Year | Team | GP | GS | Rec | Yds | Avg | Lg | TD |
|---------------|----------|-----------|-----------|-----------|------------|------------|------------|----------|
| 2018 | Maryland | 12 | 4 | 6 | 69 | 11.5 | 25 | 1 |
| 2019 | Maryland | 12 | 3 | 19 | 201 | 10.6 | 23 | 2 |
| 2020 | Maryland | 0 | 0 | 0 | 0 | - | - | 0 |
| 2021 | Maryland | 13 | 13 | 52 | 447 | 8.6 | 32t | 5 |
| Totals | | 37 | 20 | 77 | 717 | 9.3 | 32t | 8 |

MORE TITANS TIGHT ENDS

86 - TE KEVIN RADER

6-4, 250, 2nd Year, Youngstown State

➤ Kevin Rader was signed by the Titans to the practice squad on Sept. 1, 2022 and signed to the 53-man roster on Sept. 22, 2022.

➤ Prior to joining the Titans, Rader appeared in seven career NFL games, all with the Pittsburgh Steelers. His totals included two receptions for eight yards and three special teams tackles.

➤ In 2021, Rader registered six games played, one start and two receptions for eight yards with the Steelers.


➤ After originally entering the NFL as an undrafted free agent with the Green Bay Packers in 2018, Rader spent the majority of 2019 and 2020 on the Steelers practice squad.

➤ A native of Pittsburgh, Pa., Rader played 42 games for Youngstown State University, totaling 44 receptions for 601 yards and four touchdowns during his college career.

2022 Game Notes:

➤ **Against Las Vegas (9/25)**, made his Titans debut.

➤ **At Washington (10/9)**, led the team with a career-high three special teams tackles.



87 - TE GEOFF SWAIM

6-4, 260, 7th Year, Texas

➤ Swaim was signed by the Titans prior to the start of the 2020 season.

➤ In 2021, he established career highs with 16 games played, 16 starts, 31 receptions and three touchdown catches. His 210 receiving yards ranked second in his career. He also started the team's divisional playoff contest.

➤ Originally a seventh-round pick by the Cowboys in the 2015 NFL Draft, Swaim played in 43 total games over five seasons with the Cowboys (2015-18) and the Jaguars (2019). His career totals in that time included 48 catches for 401 yards and a touchdown in his career.

➤ In 2020, he appeared in 10 games (eight starts) in his first season in Tennessee. He produced nine receptions for 83 yards and one touchdown and helped block for Derrick Henry's 2,027-yard rushing season. Swaim started one playoff game with one reception for five yards.


➤ As a senior at the University of Texas, he started all 13 games, spending most of his time helping block for a running game that rushed for 1,786 yards and seven touchdowns. He totaled 13 catches for 84 yards.

➤ A native of Chico, Calif., Swaim played at Butte College in Oroville, Calif., for two years prior to transferring to Texas.

2022 Game Notes:

➤ **Against New York Giants (9/11)**, tied for second on the team with three receptions, totaling 19 yards.

➤ **Against Las Vegas (9/25)**, totaled 19 yards and a touchdown on three receptions. He registered his first touchdown catch of the season on a two-yard pass from Ryan Tannehill in the first quarter.



TITANS WIDE RECEIVERS

| No. | Name | Ht | Wt | Exp | College |
|-----|------------------------|------|-----|-----|---------------------|
| 80 | Board, C.J. (IR) | 6-1 | 181 | 4 | Chattanooga |
| 16 | Burks, Treyton | 6-2 | 225 | R | Arkansas |
| 19 | Conley, Chris | 6-3 | 205 | 8 | Georgia |
| 8 | Hollister, Cody (IR) | 6-4 | 220 | 3 | Arkansas |
| 13 | McMath, Racey | 6-3 | 217 | 2 | Louisiana State |
| 18 | Philips, Kyle (IR) | 5-11 | 189 | R | UCLA |
| 15 | Westbrook-Ikhine, Nick | 6-2 | 211 | 3 | Indiana |
| 2 | Woods, Robert | 6-0 | 195 | 10 | Southern California |

#16 • WR TREYLON BURKS

6-2, 225, Rookie, Arkansas

[Click for complete bio](#)



Wide receiver **Treyton Burks** was selected by the Titans in the first round (18th overall) of the 2022 NFL Draft.

In three seasons (2019-21) at the University of Arkansas, Burks appeared in 32 career games with 30 starts. He totaled 146 receptions for 2,399 yards and 18 touchdowns to go along with 32 rushing attempts for 222 yards and one score. He returned 13 punts for 134 yards (10.3-yard average) and returned 11 kickoff returns for 226 yards (20.5 avg.).

At the conclusion of his collegiate career, he ranked sixth in Razorbacks history in career receptions and receiving yards, and his touchdown reception total tied for fifth all-time. He set an Arkansas record with 10 career 100-yard receiving games, including a school-record six 100-yard receiving performances in his final year.

Burks earned All-SEC honors in each of his three seasons: in 2019, second-team All-SEC as a returner and All-Freshman as a receiver; second-team All-SEC in 2020; and first-team All-SEC in 2021.

The Warren, Ark., native was drafted with the highest pick of any Arkansas player since **Darren McFadden** was taken fourth overall in 2008, and Burks was the first Arkansas wide receiver to be selected in the first round since **Matt Jones** was taken 21st overall by Jacksonville in 2006.

As a junior in 2021, Burks was named first-team All-SEC after totaling 66 receptions (seventh in the SEC) for 1,104 yards (fourth) and 11 touchdowns (fourth). His 92.0 receiving yards per game ranked third in the SEC behind only **Jameson Williams** (104.8) and **Wan'Dale Robinson** (102.6).

As a sophomore in 2020, he was named second-team All-SEC after contributing 51 receptions for 820 yards and seven touchdowns. His 91.1 receiving yards per game ranked third in the SEC behind only **Elijah Moore** (149.1) and **DeVonta Smith** (142.8).

2022 Game Notes:

➤ **Against New York Giants (9/11)**, made his NFL debut and caught three passes for 55 yards. He tied for second place on the team in receptions. Since 1970, his 55 receiving yards ranked sixth among Titans/Oilers rookies and first-year players in a Week 1 game. He picked up 20 yards and a first down on his first NFL reception in the first quarter. The catch led to a Titans touchdown on the next play. He also recorded a 27-yard catch in the third quarter.

➤ **At Buffalo (9/19)**, registered his first career start. He led the team with 47 receiving yards and tied for the team lead with four receptions.

➤ **Against Las Vegas (9/25)**, caught one pass for 13 yards and added eight yards on a rushing attempt.

➤ **At Indianapolis (10/2)**, caught two passes for 14 yards and added a four-yard rushing attempt for a first down before exiting the contest with an injury in the fourth quarter.

➤ Placed on injured reserve on Oct. 8, 2022.

➤ Activated from injured reserve on Nov. 12, 2022.

➤ **Against Denver (11/13)**, returned to action after missing four games on injured reserve. He totaled 24 yards on three receptions, including a 15-yard grab.



#15 • WR NICK WESTBROOK-IKHINE

6-2, 211, 3rd Year, Indiana

[Click for complete bio](#)



Wide receiver **Nick Westbrook-Ikhine** is in his third NFL season in 2022. He was originally signed by the Titans as a rookie free agent on May 7, 2020.

In 2021, Westbrook-Ikhine appeared in 16 games with seven starts. He ranked second on the team and set career highs with 38 receptions, 476 receiving yards and four touchdown catches, and he added three tackles on special teams. Westbrook-Ikhine was named the team's 2021 recipient of the Ed Block Courage Award.

As a rookie in 2020, he appeared in 14 games with one start and totaled three receptions for 33 yards, two special teams tackles and one reception for a two-point conversion. In one playoff game, he registered two catches for 17 yards and a special teams tackle.

A native of Lake Mary, Fla., he appeared in 52 games with 36 starts at Indiana University, where he totaled 144 receptions for 2,226 yards with 16 touchdowns over four seasons. He ranked sixth in school history in catches, seventh in yardage and touchdowns, and tied for seventh in 100-yard receiving games (six). He became the seventh Hoosier to reach 125 receptions and 2,000 yards. As a senior in 2019, he caught 42 passes for 572 yards and five touchdowns.

2022 Game Notes:

- **Against New York Giants (9/11)**, caught one pass for 13 yards.
- **At Buffalo (9/19)**, registered one reception for 13 yards to help set up a Titans touchdown on the following play.
- **Against Las Vegas (9/25)**, caught three passes for 40 yards (long of 15), earning a first down on each of his receptions.
- **At Washington (10/9)**, led the team with 72 receiving yards on a pair of receptions. He helped set up the go-ahead touchdown with a 61-yard reception in the third quarter, tallying the longest catch of his career.
- **Against Denver (11/13)**, led the team and set career highs with 119 yards and two touchdowns on five receptions (tied for team lead). It was his second career 100-yard receiving game. In the first quarter, he gained 25 yards on a catch. In the second quarter, he caught a nine-yard touchdown pass from Ryan Tannehill to cap a drive in which he totaled three catches for 31 yards. In the third quarter, he recorded a career-long 63-yard touchdown pass on a flea-flicker, topping his previous long of 61 yards at Washington on Oct. 9, 2022. It was the team's longest reception since Corey Davis' 75-yard touchdown against Detroit on Dec. 20, 2020.
- **At Green Bay (11/17)**, caught two passes for 28 yards, including a 19-yarder.
- **Against Cincinnati (11/27)**, tied for the team lead with four receptions for 58 yards, including a 25-yard catch in the first quarter and a 20-yard reception in the second quarter.
- **At Philadelphia (12/4)**, caught one pass for four yards.
- **Against Jacksonville (12/11)**, totaled 23 yards and a touchdown on three receptions. He caught a two-yard touchdown pass from Ryan Tannehill in the fourth quarter. It was his third touchdown catch of 2022 and his seventh career touchdown reception.
- **Against Houston (12/24)**, totaled 23 yards on a pair of catches, including a 14-yard grab.



➤ **At Green Bay (11/17)**, led the team and established career highs with seven receptions and 111 receiving yards to notch his first career 100-yard receiving game. He posted a 43-yard reception to convert a third down in the first quarter. Late in the fourth quarter, he helped cement the outcome with a career-long 51-yard catch, allowing the offense to run out the clock on the ensuing set of downs. He became the team's first rookie since A.J. Brown in 2019 to record a 100-yard receiving game.

➤ **Against Cincinnati (11/27)**, tied for the team lead with four receptions and finished second on the team with 70 receiving yards. In the second quarter, he scored his first NFL touchdown by recovering the ball in the end zone after it was fumbled by Derrick Henry. Burks was the first Titans offensive player to recover a fumble in the end zone for a touchdown since tight end Anthony Firkser against Houston on Nov. 21, 2021. He caught a 51-yard pass from Ryan Tannehill in the third quarter to tie his career long and give him consecutive games with a 51-yard catch. He became the team's first player since A.J. Brown in 2019 (Dec. 8-15) and the NFL's fourth player in 2022 to have a catch of at least 50 yards in back-to-back games.

➤ **At Philadelphia (12/4)**, started and recorded his first NFL touchdown reception on a 25-yard pass from Ryan Tannehill in the first quarter. It was his second consecutive week to score a touchdown after recovering a fumble in the end zone the previous week against Cincinnati. Burks was forced to exit the game after the play with an injury.

➤ **Against Jacksonville (12/11)** and **at Los Angeles Chargers (12/18)**, he was inactive with a concussion.

➤ **Against Houston (12/24)**, returned to the field after missing two games with an injury and rushed for a 15-yard gain in the third quarter.

Burks' 2022/Career Regular Season Statistics:

| Year | Team | GP | GS | Rec | Yds | Avg | Lg | TD |
|------|------|----|----|-----|-----|------|----|----|
| 2022 | Ten | 9 | 4 | 25 | 359 | 14.4 | 51 | 1 |

Burks' Regular Season Single-Game Highs:

- Receptions** - 7 at Green Bay (11/17/22)
- Receiving Yards** - 111 at Green Bay (11/17/22)
- Long Reception** - 51 (Twice, last vs. Cincinnati, 11/27/22)
- Receiving Touchdowns** - 1 at Philadelphia (12/4/22)

Burks' Career College Statistics:

| Year | Team | GP | GS | Rec | Yds | Avg | Lg | TD |
|---------------|------|-----------|-----------|------------|--------------|-------------|------------|-----------|
| 2019 | Ark | 11 | 9 | 29 | 475 | 16.4 | 38 | 0 |
| 2020 | Ark | 9 | 9 | 51 | 820 | 16.1 | 68t | 7 |
| 2021 | Ark | 12 | 12 | 66 | 1,104 | 16.7 | 91t | 11 |
| Totals | | 32 | 30 | 146 | 2,399 | 16.4 | 91t | 18 |

Westbrook-Ikhine's Career Regular Season Statistics:

| Year | Team | GP | GS | Rec | Yds | Avg | Lg | TD |
|---------------|------|-----------|-----------|-----------|------------|-------------|------------|----------|
| 2020 | Ten | 14 | 1 | 3 | 33 | 11.0 | 19 | 0 |
| 2021 | Ten | 16 | 7 | 38 | 476 | 12.5 | 46 | 4 |
| 2022 | Ten | 15 | 12 | 24 | 393 | 16.4 | 63t | 3 |
| Totals | | 45 | 20 | 65 | 902 | 13.9 | 63t | 7 |

Westbrook-Ikhine's Career Postseason Statistics:

| Year | Team | GP | GS | Rec | Yds | Avg | Lg | TD |
|---------------|------|----------|----------|----------|-----------|------------|-----------|----------|
| 2020 | Ten | 1 | 0 | 2 | 17 | 8.5 | 12 | 0 |
| 2021 | Ten | 1 | 0 | 0 | 0 | - | 0 | 0 |
| Totals | | 2 | 0 | 2 | 17 | 8.5 | 12 | 0 |

Westbrook-Ikhine's Regular Season Single-Game Highs:

Receptions - 7 vs. Houston (11/21/21)

Receiving Yards - 119 vs. Denver (11/13/22)

Long Reception - 63t vs. Denver (11/13/22)

Receiving Touchdowns - 2 vs. Denver (11/13/22)

Westbrook-Ikhine's Playoff Single-Game Highs:

Receptions - 2 vs. Baltimore (1/10/21)

Receiving Yards - 17 vs. Baltimore (1/10/21)

Long Reception - 12 vs. Baltimore (1/10/21)

#2 • WR ROBERT WOODS

6-0, 195, 10th Year, Southern California

[Click for complete bio](#)



Wide receiver **Robert Woods** is in his 10th NFL season and his first campaign with the Titans in 2022. He was acquired in a March 2022 trade in which the Titans sent a 2023 sixth-round draft pick to the Los Angeles Rams in exchange for Woods.

Prior to arriving in Tennessee, Woods produced 570 receptions for 7,077 yards with 35 touchdown catches in 125 career games. He added 74 rushing attempts for 507 yards and five scores.

Woods entered the league as a second-round pick of the Buffalo Bills in the 2013 NFL Draft out of Southern California and spent his first four NFL seasons with the club. In 57 games with the Bills, he caught 203 passes for 2,451 yards and 12 touchdowns.

In 2017, he went to Los Angeles as an unrestricted free agent and in the next five years totaled 367 receptions for 4,626 yards and 23 receiving for the Rams, culminating with the Rams' Super Bowl LVI championship to conclude the 2021 season.

Woods missed the final eight games of the 2021 regular season and the entire postseason due to a knee injury, but prior to being placed on injured reserve he registered 45 catches for 556 yards and four touchdowns.

In 2020, Woods tied a career-best with 90 receptions for 936 yards with six touchdowns. It was his second consecutive season with 90 catches after reaching the mark in 2019.

In 2018, Woods posted 86 receptions for a career-high 1,219 yards with six touchdowns in his first season with the Rams. His six touchdown catches also established a career high.

The Gardena, Calif., native started all 38 games in his three-year career at the University of Southern California and finished his career as the Trojans' all-time leader with 252 receptions. He placed eighth in program history with 2,930 receiving yards and second with 32 receiving touchdowns.

2022 Game Notes:

➤ **Against New York Giants (9/11)**, made his Titans debut and caught one pass for 13 yards in the first quarter.

➤ **At Buffalo (9/19)**, tied for the team lead with four receptions for 39 yards, including a 17-yard catch.

➤ **Against Las Vegas (9/25)**, led the team with 85 receiving yards on four catches, including a 41-yard reception in the first quarter. He also handled punt returns, totaling 21 yards on one attempt. His 85 receiving yards made up his highest total since a 98-yard outing against the Titans as a member of the Los Angeles Rams on Nov. 7, 2021.

➤ **At Indianapolis (10/2)**, tied for the team lead with four receptions for 30 yards, including a touchdown catch. He scored his first touchdown in a Titans uniform on a seven-yard pass from Ryan Tannehill in the first quarter.



➤ **At Washington (10/9)**, tied for the team lead with four receptions for 37 yards, producing his fourth consecutive game with at least four receptions.

➤ **Against Indianapolis (10/23)**, tied for the team lead with three receptions for 26 yards.

➤ **At Houston (10/30)**, led the team with two receptions and 26 receiving yards, and he totaled 40 yards on four punt returns, including a 16-yarder that was the second-longest punt return of his career. Late in the fourth quarter, he recovered an onside kick late to seal the victory.

➤ **At Kansas City (11/6)**, returned two punts for 11 yards.

➤ **Against Denver (11/13)**, caught two passes for 10 yards.

➤ **At Green Bay (11/17)**, registered six receptions for 69 yards, including a 32-yard catch in the third quarter that was the 600th reception of his NFL career. The catch led to a Titans touchdown three plays later. It was his 37th career game with at least six catches.

➤ **Against Cincinnati (11/27)**, posted two receptions for 16 yards.

➤ **At Philadelphia (12/4)**, caught one pass for six yards.

➤ **Against Jacksonville (12/11)**, caught five passes for 49 yards, including an 18-yard catch on the team's opening drive that led to a touchdown three plays later.

➤ **At Los Angeles Chargers (12/18)**, posted two catches for 12 yards.

➤ **Against Houston (12/24)**, led the team with four receptions and 30 receiving yards.

Woods' Career Regular Season Statistics:

| Year | Team | GP | GS | Rec | Yds | Avg | Lg | TD |
|---------------|------|------------|------------|------------|--------------|-------------|------------|-----------|
| 2013 | Buf | 14 | 14 | 40 | 587 | 14.7 | 57 | 3 |
| 2014 | Buf | 16 | 15 | 65 | 699 | 10.8 | 37 | 5 |
| 2015 | Buf | 14 | 9 | 47 | 552 | 11.7 | 37 | 3 |
| 2016 | Buf | 13 | 10 | 51 | 613 | 12.0 | 34 | 1 |
| 2017 | LAR | 12 | 11 | 56 | 781 | 13.9 | 94t | 5 |
| 2018 | LAR | 16 | 16 | 86 | 1,219 | 14.2 | 39t | 6 |
| 2019 | LAR | 15 | 15 | 90 | 1,134 | 12.6 | 48 | 2 |
| 2020 | LAR | 16 | 16 | 90 | 936 | 10.4 | 56t | 6 |
| 2021 | LAR | 9 | 9 | 45 | 556 | 12.4 | 28 | 4 |
| 2022 | Ten | 15 | 13 | 44 | 448 | 10.2 | 41 | 1 |
| Totals | | 140 | 128 | 614 | 7,525 | 12.3 | 94t | 36 |

Woods' Career Postseason Statistics:

| Year | Team | GP | GS | Rec | Yds | Avg | Lg | TD |
|-----------------------|------|----------|----------|-----------------|------------|-------------|-----------|----------|
| 2017 | LAR | 1 | 1 | 9 | 142 | 15.8 | 38 | 0 |
| 2018 | LAR | 3 | 3 | 17 | 172 | 10.1 | 18 | 0 |
| 2020 | LAR | 2 | 2 | 12 | 96 | 8 | 20 | 1 |
| 2021 | LAR | 0 | 0 | Injured Reserve | | | | |
| Playoff Totals | | 6 | 6 | 38 | 410 | 10.8 | 38 | 1 |

Woods' Regular Season Single-Game Highs:

Receptions - 13 (Twice, last at Arizona 12/1/19)

Receiving Yards - 172 at Arizona (12/1/19)

Long Reception - 94t vs. Houston (11/12/17)

Receiving Touchdowns - 2 (Three times, last vs. L.A. Chargers, 9/23/18)

Rushes - 4 (Twice, last vs. Chicago, 10/26/20)

Rushing Yards - 53 at Seattle (10/7/18)

Long Rush - 56 at Seattle (10/7/18)

Rushing Touchdowns - 1 (Five times, last at Houston, 10/31/21)

Woods' Playoff Single-Game Highs:
Receptions - 9 vs. Atlanta (1/6/18)
Receiving Yards - 142 vs. Atlanta (1/6/18)
Long Reception - 38 vs. Atlanta (1/6/18)
Receiving Touchdowns - 1 at Seattle (1/9/21)
Rushes - 2 at New Orleans (1/20/19)
Rushing Yards - 9 vs. Dallas (1/12/19)
Long Rush - 9 vs. Dallas (1/12/19)

RECEPTIONS PER GAME, 2017-2021

During his five-year tenure with the Los Angeles Rams, **Robert Woods** registered 367 catches for 4,626 yards and 23 touchdowns in 68 games. His 5.4 receptions per game tied for the 11th-best figure in the NFL among qualifiers during that time (minimum 50 games).

Most receptions per game, 2017-2021 (minimum 50 games):

| Player | Games | Receptions | Receptions per Game |
|-------------------------|-----------|------------|---------------------|
| 1. Michael Thomas | 55 | 418 | 7.6 |
| 2. Davante Adams | 71 | 506 | 7.1 |
| 3. DeAndre Hopkins | 72 | 472 | 6.6 |
| 4. Keenan Allen | 78 | 509 | 6.5 |
| 5. Christian McCaffrey | 58 | 357 | 6.2 |
| Travis Kelce | 78 | 480 | 6.2 |
| 7. Cooper Kupp | 71 | 433 | 6.1 |
| 8. Stefon Diggs | 77 | 459 | 6.0 |
| 9. Julio Jones | 66 | 382 | 5.8 |
| 10. Tyreek Hill | 75 | 418 | 5.6 |
| 11. Robert Woods | 68 | 367 | 5.4 |
| Adam Thielen | 70 | 375 | 5.4 |

7,000 RECEIVING/500 RUSHING YARDS

In 2021, **Robert Woods** moved past the 7,000-yard career receiving mark and the 500-yard career rushing mark. In doing so, he joined **Jerry Rice** and **Andre Reed** as the only wide receivers since the 1970 NFL-AFL merger to reach both numbers in a career.

Wide receivers from 1970 to 2021 with 7,000 receiving yards and 500 rushing yards:

| Player | Years | Receiving Yards | Rushing Yards |
|---------------------|------------------|-----------------|---------------|
| Jerry Rice | 1985-2004 | 22,895 | 645 |
| Andre Reed | 1985-2000 | 13,198 | 500 |
| Robert Woods | 2013-2021 | 7,077 | 507 |

MORE TITANS WIDE RECEIVERS

80 - WR C.J. BOARD

6-1, 181, 4th Year, Chattanooga

➤ The Titans signed C.J. Board to the team's practice squad during Week 7 of the 2022 season and promoted him to the 53-man roster in Week 11.
 ➤ Board was originally signed by the Baltimore Ravens as an undrafted free agent after the 2017 NFL Draft.



➤ Prior to joining the Titans, he totaled 17 career receptions for 183 yards, three punt returns for 39 yards (13.0 avg.), and 13 kickoff returns for 127 yards (9.8).
 ➤ From 2020 to 2021, he played in 20 games for the New York Giants, recording 15 receptions for 152 yards with four special teams tackles.
 ➤ He has also spent time with the Cleveland Browns (2018) and Jacksonville Jaguars (2019).
 ➤ A native of Clarksville, Tenn., he appeared in 47 games over four seasons at Chattanooga (2013-16), where he totaled 146 receptions for 2,032 yards and 10 touchdowns. As a senior (2016), he caught 46 passes for 725 yards and five touchdowns.
 ➤ **2022 Game Notes:**
 ➤ **Against Denver (11/13)**, saw action for the first time in a Titans uniform and returned four punts for 51 yards (12.8 avg.), including a 17-yard return in the first quarter. He also caught a Ryan Stonehouse punt on the coverage unit to down the ball at Denver's six-yard line in the first quarter.

➤ **At Philadelphia (12/4)**, averaged 10.5 yards on four punt returns and 20.7 yards on three kickoff returns. He also caught one pass for six yards and downed a Titans punt at Philadelphia's four-yard line.
 ➤ Placed on injured reserve on Dec. 17.

19 - WR CHRIS CONLEY

6-3, 205, 8th Year, Georgia



➤ Chris Conley initially joined the Titans off the Kansas City Chiefs' practice squad on Oct. 25, 2022. He was released by the Titans on Nov. 16, re-signed to the practice squad on Nov. 21, and then re-signed to the 53-man roster on Dec. 10.
 ➤ Prior to joining the Titans, he totaled 102 games and 62 starts during his time with the Chiefs (2015-18), Jacksonville Jaguars (2019-20) and Houston Texans (2021-22), totaling 213 receptions for 2,807 yards and 15 touchdowns.
 ➤ He also appeared in five total playoff games before arriving in Tennessee (two starts), totaling eight receptions
 ➤ In 2021, he appeared in 16 games for the Texans with 10 starts and tallied 22 catches for 323 yards and a pair of touchdowns.
 ➤ With the Jaguars in 2019, he set career highs with 47 receptions and 775 receiving yards and matched his career high of five touchdowns.
 ➤ A native of Dallas, Ga., he played four seasons at the University of Georgia and totaled 177 receptions for 1,938 yards and 20 touchdowns.

2022 Game Notes:

➤ **Against Jacksonville (12/11)**, registered a 27-yard reception during a touchdown drive in the fourth quarter.
 ➤ **At Los Angeles Chargers (12/18)**, established a season high with three receptions for 19 yards.

8 - WR CODY HOLLISTER

6-4, 216, 3rd Year, Arkansas



➤ Cody Hollister joined the Titans in 2019 and has spent most of his time since then on the team's practice squad and active roster.
 ➤ In 2021, he spent the final seven games of the regular season and the postseason on the Titans practice squad. He appeared in three games with one start, totaling 33 yards on four receptions.
 ➤ In 2020, Hollister spent the majority of the season on the practice squad after initially making the 53-man roster in Week 1. He appeared in two total games and caught one pass for 12 yards.
 ➤ He initially signed with the Titans as a free agent following a tryout during 2019 rookie minicamp. During the 2019 season he appeared in five games and posted two catches for 13 yards on the season.
 ➤ Originally signed by the New England Patriots as an undrafted free agent following the 2017 NFL Draft.
 ➤ The Bend, Ore., native played in 29 games with 12 starts at Arkansas and caught 27 passes for 342 yards and a touchdown. Also rushed twice for 48 yards and one score.

2022 Game Notes:

➤ **Against Indianapolis (10/23)**, tied his career high with two receptions and set a new career high with 32 receiving yards. It was his third career game with a pair of receptions (last at New England on Nov. 28, 2021). His previous single-game high for receiving yards was 22 at New England on Nov. 28, 2021. He recorded the longest catch of his career on a 27-yard pass from Ryan Tannehill in the first quarter, leading to a Titans field goal. His previous long reception was a 22-yarder at New England on Nov. 28, 2021.
 ➤ Placed on injured reserve on Dec. 5, 2022.

13 - WR RACEY McMATH

6-3, 217, 2nd Year, Louisiana State



➤ The Titans selected Racey McMATH with the 205th overall pick in the sixth round of the 2021 NFL Draft.
 ➤ In 2021, he caught two passes for eight yards and added four special teams tackles in nine games.
 ➤ A native of New Orleans, La., he spent four seasons at LSU, appearing in 34 total games with six starts, 33 receptions for 522 yards and four touchdowns. He was a key contributor during the Tigers' 2019 national championship campaign.
 ➤ As a senior (2020), started all six games in which he appeared and caught 14 passes for 195 yards and one touchdown. Added a pair of special teams tackles and a forced fumble.

➤ In 2019, he appeared in 14 games producing career highs with 17 receptions, 285 receiving yards and three touchdowns during a national championship season.

➤ He is a native of New Orleans, La.

2022 Game Notes:

- Placed on injured reserve on Aug. 31, 2022.
- Activated from injured reserve on Dec. 10, 2022.

18 - WR KYLE PHILIPS

5-11, 189, Rookie, UCLA

➤ The Titans selected Kyle Philips with the 163rd overall pick in the fifth round of the 2022 NFL Draft.

➤ Started 23 of his 34 games during a four-year career at UCLA, where he totaled 163 receptions for 1,821 yards and 17 touchdowns. He added 25 punt returns for 496 yards (19.8 avg.) with two touchdowns.

➤ He registered at least one reception in 32 of his 34 college games, including a streak of 29 consecutive games with at least one catch to end his career.

➤ At the end of his UCLA career, he ranked fourth on the school's all-time career receptions list. He was the first Bruin to lead the team in receptions in three straight seasons since Craig Bragg from 2001 to 2004.

➤ As a junior in 2021, he led the Bruins in receptions (59), receiving yards (739) and receiving touchdowns (10). He also led the team in punt returns (nine) and punt return average (22.6).

➤ As a redshirt freshman in 2019, he posted a career-high 60 receptions for 681 yards and five touchdowns.

➤ He is a native of San Marcos, Calif.

2022 Game Notes:

- **Against New York Giants (9/11)**, made his NFL debut and led the team with six receptions and 66 receiving yards. He added four punt returns for 62 yards and a 15.5-yard average. On the first punt return of his career in the first quarter, he gained 46 yards. In the third quarter, he registered his first career reception for 20 yards, and he added a 21-yard catch in the fourth quarter. Among all Titans/Oilers rookies since 1970, his six receptions tied Corey Davis (six receptions against Oakland on Sept. 10, 2017) for the second-best total in a Week 1 game, behind only Tajaé Sharpe's seven receptions against Minnesota on Sept. 11, 2016. Also since 1970, Philips' 66 receiving yards ranked fifth among franchise rookies in a Week 1 game.
- Placed on injured reserve on Oct. 25, 2022.



TITANS OFFENSIVE LINEMEN

CENTERS

| No. | Name | Ht | Wt | Exp | College |
|-----|-----------------|-----|-----|-----|-------------|
| 60 | Jones, Ben (IR) | 6-3 | 308 | 11 | Georgia |
| 62 | Levin, Corey | 6-4 | 307 | 4 | Chattanooga |
| 52 | Munyer, Daniel | 6-1 | 305 | 5 | Colorado |

GUARDS

| No. | Name | Ht | Wt | Exp | College |
|-----|---------------------|-----|-----|-----|--------------------|
| 55 | Brewer, Aaron | 6-1 | 295 | 3 | Texas State |
| 64 | Davis, Nate (IR) | 6-3 | 316 | 4 | Charlotte |
| 73 | Jones, Jamarco (IR) | 6-4 | 293 | 5 | Ohio State |
| 67 | Newman, Xavier | 6-2 | 297 | R | Baylor |
| 75 | Radunz, Dillon (IR) | 6-6 | 301 | 2 | North Dakota State |
| 70 | Roos, Jordan | 6-3 | 302 | 3 | Purdue |

TACKLES

| No. | Name | Ht | Wt | Exp | College |
|-----|-----------------------|-----|-----|-----|----------------|
| 61 | Clark, Le'Raven | 6-5 | 319 | 7 | Texas Tech |
| 71 | Daley, Dennis | 6-6 | 326 | 4 | South Carolina |
| 77 | Lewan, Taylor (IR) | 6-7 | 309 | 9 | Michigan |
| 78 | Petit-Frere, Nicholas | 6-5 | 316 | R | Ohio State |

#55 • G/C AARON BREWER

6-1, 295, 3rd Year, Texas State

[Click for complete bio](#)



Aaron Brewer is in his third NFL season in 2022. He was signed by the Titans as an undrafted free agent on May 7, 2020.

In 2021, he appeared in 12 games with a career-high five starts, including three starts at right guard and two starts at left guard.

As a rookie in 2020, he appeared in 12 games with one start at left guard (Nov. 22 at Baltimore) before landing on reserve/COVID-19 for the postseason.

The Dallas, Texas, native appeared in 48 games with 47 consecutive starts in four seasons at Texas State. During his college career, he started at least five games at every position on the offensive line. He totaled eight starts at left tackle, seven starts at left guard, 15 starts at center, five starts at right guard and 12 starts at right tackle.

As a senior, he started all 12 contests at right tackle and earned All-Sun Belt second-team recognition. He was the highest-graded offensive lineman in the Sun Belt Conference (82.8) by Pro Football Focus, surrendering just three combined sacks and hits in 496 snaps in pass protection.

Brewer's Career Regular Season Games Played/Games Started:

| Year | Team | GP | GS | Starts by Position |
|-------------------|------|-----------|-----------|-------------------------|
| 2020 | Ten | 12 | 1 | LG-1 |
| 2021 | Ten | 12 | 5 | LG-2, RG-3 |
| 2022 | Ten | 15 | 15 | LG-13, C-2 |
| NFL Totals | | 39 | 21 | LG-16, RG-3, C-2 |

Brewer's Career Postseason Games Played/Games Started:

| Year | Team | GP | GS | Starts by Position |
|-----------------------|------|----------|----------|--------------------|
| 2020 | Ten | 0 | 0 | |
| 2021 | Ten | 1 | 0 | |
| Playoff Totals | | 1 | 0 | |

#64 • G NATE DAVIS

6-3, 316, 4th Year, Charlotte
[Click for complete bio](#)



Nate Davis is in his fourth NFL season in 2022. He was selected by the Titans in the third round (82nd overall) of the 2019 NFL Draft.

Davis started 14 games at right guard in 2021, giving him 42 starts in his first three NFL seasons. Additionally, he started each of the club's five playoff games from 2019 to 2021. He helped the Titans finish fifth in the NFL in rushing in 2021 (141.4 rushing yards per game), marking the third consecutive season the Titans ranked in the top five in rushing.

Davis was a part of a 2020 offense that tied for the second-overall ranking in the NFL (396.4 yards per game), finished second in rushing (168.1), and allowed the sixth-fewest sacks (25). Davis helped pave the way for **Derrick Henry** to produce the NFL's eighth all-time 2,000-yard rushing season (2,027).

As a rookie in 2019, Davis played in 13 games with 12 starts at right guard. It was the highest number of starts at guard by a Titans rookie since **Chance Warmack's** 16 starts in 2013. He also started all three of the team's postseason games.

In four seasons at Charlotte (2015-18), Davis appeared in 41 career games with 37 starts. A four-year starter on the offensive line, Davis started at guard from 2015-17 before switching to right tackle for his senior season in 2018.

He is a native of Ashburn, Va.

Davis' Career Regular Season Games Played/Games Started:


| Year | Team | GP | GS | Starts by Position |
|-------------------|------|-----------|-----------|--------------------|
| 2019 | Ten | 13 | 12 | RG-12 |
| 2020 | Ten | 16 | 16 | RG-16 |
| 2021 | Ten | 14 | 14 | RG-14 |
| 2022 | Ten | 12 | 12 | RG-12 |
| NFL Totals | | 55 | 54 | RG-54 |

Davis' Career Postseason Games Played/Games Started:

| Year | Team | GP | GS | Starts by Position |
|-----------------------|------|----------|----------|--------------------|
| 2019 | Ten | 3 | 3 | RG-3 |
| 2020 | Ten | 1 | 1 | RG-1 |
| 2021 | Ten | 1 | 1 | RG-1 |
| Playoff Totals | | 5 | 5 | RG-5 |

#60 • C BEN JONES

6-3, 303, 11th Year, Georgia
[Click for complete bio](#)



Center **Ben Jones** is in his 11th NFL season and his seventh campaign with the Titans in 2022. He was signed as an unrestricted free agent on March 10, 2016.

From 2012 through 2021, Jones appeared in 160 of 161 possible regular season games, including starts in all but one game during his first six seasons in Tennessee. During those six seasons in Tennessee (2016-21), he was one of only eight offensive linemen to start at least 96 of a possible 97 games. He finished the 2021 campaign with an active streak of 40 consecutive starts, ranking third among centers.

Jones started all 17 games in 2021 and helped the Titans finish fifth in the NFL in rushing (141.4 rushing yards per game), marking the fifth time in his six seasons in Tennessee that he helped the offense rank in the top five in rushing.

From 2016 through 2021, the Titans averaged 137.7 rushing yards per game, posting the second-highest average in the NFL behind only the Baltimore Ravens (150.6). The Titans joined the Dallas Cowboys and Indianapolis Colts as the only teams in those six seasons to produce four individual 1,000-yard rushing seasons—three by **Derrick Henry** and one by **DeMarco Murray**.

In 2020, Jones started every game at center and was a part of an offense that tied for the second-overall ranking in the NFL (396.4 yards per game), finished second in rushing (168.1), and allowed the sixth-fewest



sacks (25). He helped pave the way for Henry to produce the NFL's eighth all-time 2,000-yard rushing season (2,027).

In 2019, Jones captained an offensive line that helped Henry win the NFL's rushing title (1,540 yards). He started all three playoff games en route to an AFC Championship Game appearance.

On Dec. 12, 2019, Jones was named the Titans nominee for the Walter Payton NFL Man of the Year Award. Considered one of the league's most prestigious honors, the award recognizes an NFL player for outstanding community service activities off the field, as well as excellence on the field.

On Nov. 3, 2019, Jones' streak of 120 consecutive games played and 88 consecutive starts came to an end when he was deactivated with a concussion. At the time, Jones' consecutive games streak tied Kansas City's **Mitchell Schwartz** for the longest active streak in the NFL among offensive linemen, and his starting streak ranked first in the NFL among all centers.

Jones started all 16 games at center in 2018, registering a start in every contest for the fifth consecutive season, dating back to his third year in Houston (2014).

In his first year in Tennessee, Jones played a key role in an offensive turnaround. He was a key cog in helping the Titans finish 11th overall in offense, third in rushing and tied for seventh in fewest sacks allowed.

Jones was originally selected by the Houston Texans in the fourth round (99th overall) of the 2012 NFL Draft. Over the following four seasons, he started contests at center and both guard spots. He was a starter on two playoff teams in Houston (2012 and 2015).

In 2015, Jones started every game at center, extending his streak of consecutive regular season games played to 64, which was the second-longest active streak among NFL centers at the conclusion of the season.

A native of Centreville, Ala., Jones attended the University of Georgia, where his 49 total starts ranked third in school annals. He was a two-time All-SEC selection by the league's coaches and was named to Georgia's Team of the Decade. As a senior (2011), the team captain earned All-SEC first-team honors.

Jones' Career Regular Season Games Played/Games Started:

| Year | Team | GP | GS | Starts by Position |
|-------------------|------|------------|------------|----------------------------|
| 2012 | Hou | 16 | 10 | RG-10 |
| 2013 | Hou | 16 | 1 | RG-1 |
| 2014 | Hou | 16 | 16 | LG-16 |
| 2015 | Hou | 16 | 16 | C-16 |
| 2016 | Ten | 16 | 16 | C-16 |
| 2017 | Ten | 16 | 16 | C-16 |
| 2018 | Ten | 16 | 16 | C-16 |
| 2019 | Ten | 15 | 15 | C-15 |
| 2020 | Ten | 16 | 16 | C-16 |
| 2021 | Ten | 17 | 17 | C-17 |
| 2022 | Ten | 12 | 12 | C-12 |
| NFL Totals | | 172 | 151 | C-124, LG-16, RG-11 |

Jones' Career Postseason Games Played/Games Started:

| Year | Team | GP | GS | Starts by Position |
|-----------------------|------|-----------|-----------|--------------------|
| 2012 | Hou | 2 | 2 | RG-2 |
| 2015 | Hou | 1 | 1 | C-1 |
| 2017 | Ten | 2 | 2 | C-2 |
| 2019 | Ten | 3 | 3 | C-3 |
| 2020 | Ten | 1 | 1 | C-1 |
| 2021 | Ten | 1 | 1 | C-1 |
| Playoff Totals | | 10 | 10 | C-8, RG-2 |

#77 • T TAYLOR LEWAN

6-7, 309, 9th Year, Michigan

[Click for complete bio](#)

Tackle **Taylor Lewan** is in his ninth NFL season in 2022. He was selected by the Titans with the 11th overall pick of the 2014 NFL Draft.

Lewan was placed on injured reserve on Sept. 24, 2022, two games into the season.

In 2021, Lewan returned from a season-ending injury in 2020 to start in 13 games. He helped the Titans finish fifth in the NFL in rushing (141.4 rushing yards per game), marking the fifth time during his career in Tennessee that the offense ranked in the top five in rushing.

During the franchise's "Titans era," beginning in 1999, Lewan's 98 starts at the conclusion of 2021 ranked ninth for the club. Among Titans offensive linemen, only **Michael Roos** (148), **Benji Olson** (139), **David Stewart** (116) and **Brad Hopkins** (101) had more starts than Lewan from 1999 through 2021.

Lewan's 2020 season was cut short after he was placed on injured reserve on Oct. 19, 2020, one day after suffering a knee injury against the Houston Texans. He started each of the team's first five games of the season.

In 2019, Lewan registered 12 starts during the regular season, anchoring an offensive line that helped running back **Derrick Henry** win the NFL's rushing title (1,540 yards). He started all three playoff games, including the AFC Championship Game.

Lewan was named to the Pro Bowl for the third consecutive season in 2018. He played and started in 15 of the team's 16 games at left tackle, marking his fourth consecutive season with at least 15 starts.

In 2017, Lewan became the team's first offensive lineman to make multiple Pro Bowls since center **Kevin Mawae** from 2008–2009. Lewan started all 16 games for the second consecutive season in 2017 and added starts in both postseason contests.

In 2016, Lewan started all 16 games for the first time. The left tackle was the anchor a line that helped the Titans finish 11th overall in offense, third in rushing and tied for seventh in fewest sacks allowed.

In 2015, Lewan started the first 15 games of the season at left tackle before missing the finale with a concussion.

As a rookie in 2014, Lewan played in 11 games with six starts before suffering an ankle injury. He played as a reserve for the first five games and then started in six consecutive contests before the injury caused him to be inactive the final five weeks. For his efforts, Lewan was named to the Pro Football Writers of America All-Rookie Team.

In four seasons at Michigan, Lewan appeared in 50 games with 48 starts at left tackle. He started the final 41 games of his career and was named the Big Ten Conference Offensive Lineman of the Year in 2012 and 2013. As a senior in 2013, he started all 13 games at left tackle for the third consecutive season and was named second-team *Associated Press* All-American.

At the 2014 NFL Scouting Combine, he ran the 40-yard dash in 4.87 seconds, beating all other offensive linemen in his class and clocking the fourth-fastest time among offensive linemen in the last five years (2010-14). He also ranked among the top offensive linemen at the 2014 combine in the broad jump (first at nine feet, nine inches), vertical jump (tied for third at 30.5 inches) and three-cone drill (fourth at 7.39 seconds).

A native of Cave Creek, Ariz., Lewan became the first offensive tackle selected by the Titans/Oilers in the first round since tackle Brad Hopkins (13th overall) in 1993.

Lewan's Career Regular Season Games Played/Games Started:

| Year | Team | GP | GS | Starts by Position |
|-------------------|------|------------|------------|--------------------|
| 2014 | Ten | 11 | 6 | LT-6 |
| 2015 | Ten | 15 | 15 | LT-15 |
| 2016 | Ten | 16 | 16 | LT-16 |
| 2017 | Ten | 16 | 16 | LT-16 |
| 2018 | Ten | 15 | 15 | LT-15 |
| 2019 | Ten | 12 | 12 | LT-12 |
| 2020 | Ten | 5 | 5 | LT-5 |
| 2021 | Ten | 13 | 13 | LT-13 |
| 2022 | Ten | 2 | 2 | LT-2 |
| NFL Totals | | 105 | 100 | LT-100 |

Lewan's Career Postseason Games Played/Games Started:

| Year | Team | GP | GS | Starts by Position |
|-----------------------|------|----------|----------|--------------------|
| 2017 | Ten | 2 | 2 | LT-2 |
| 2019 | Ten | 3 | 3 | LT-3 |
| 2020 | Ten | 0 | 0 | |
| 2021 | Ten | 1 | 1 | LT-1 |
| Playoff Totals | | 6 | 6 | LT-6 |

#78 • T NICHOLAS PETIT-FRERE

6-5, 316, Rookie, Ohio State

[Click for complete bio](#)

Nicholas Petit-Frere (pronounced "puh-TEET FRAIR") was selected by the Titans with the 69th overall pick in the third round of the 2022 NFL Draft.

In four seasons at Ohio State, Petit-Frere saw action in 35 career games with 20 starts. He was a member of three consecutive Big Ten Conference championship teams (2018-20) and was a part of two Ohio State teams that qualified for the College Football Playoffs (2019-2020).

As a junior in 2021, he was named first team All-Big Ten by both the coaches and media after starting all 12 games at left tackle, helping Ohio State lead the nation in total offense and scoring offense. He added first-team All-American honors by the Football Writers Association of America and CBS Sports.

As a sophomore in 2020, he received second-team All-Big Ten honors after starting seven games at right tackle for the eighth-ranked rushing attack in the country. He was an Academic All-Big Ten selection.

Petit-Frere is a native of Tampa, Fla.

Petit-Frere's 2022/Career Regular Season Games Played/Games Started:

| Year | Team | GP | GS | Starts by Position |
|------|------|----|----|--------------------|
| 2022 | Ten | 15 | 15 | RT-15 |


Petit-Frere's College Games Played/Games Started:

| Year | Team | GP | GS | Starts by Position |
|-----------------------|---------|-----------|-----------|--------------------|
| 2018 | Ohio St | 3 | 0 | |
| 2019 | Ohio St | 13 | 1 | LT-1 |
| 2020 | Ohio St | 7 | 7 | RT-7 |
| 2021 | Ohio St | 12 | 12 | LT-12 |
| Playoff Totals | | 35 | 20 | LT-13, RT-7 |

MORE TITANS OFFENSIVE LINEMEN

61 - T Le'RAVEN CLARK

6-5, 319, 7th year, Texas Tech



➤ Le'Raven Clark was signed by the Titans as a free agent off the Philadelphia Eagles practice squad on

➤ Prior to 2022, Clark spent five seasons with the Indianapolis Colts (2016-20) and one campaign with the Eagles (2021). During that time, he played in 51 games with 16 starts—six starts at left tackle, six at right guard and four at right tackle.

➤ In 2021, Clark played in four games with one start at right tackle for the Eagles.

➤ Clark was originally selected by the Indianapolis Colts in the third round (82nd overall) of the 2016 NFL Draft.

➤ At Texas Tech, he started 51 games for the Red Raiders and was a team captain as a senior.

71 - OL DENNIS DALEY**6-6, 326, 4th year, South Carolina**

- Dennis Daley was acquired by the Titans in a trade with the Carolina Panthers on Aug. 29, 2022. The Titans received Daley and a 2024 seventh-round draft pick in exchange for a fifth-rounder in 2024.
- Prior to joining the Titans, Daley played in a total of 34 games with the Panthers, including 21 starts on the offensive line. He started 13 games at left tackle, seven at left guard and one at right guard.
- In 2021, he played in 15 games for Carolina, logging four starts at left guard, four starts at left tackle and one start at right guard.
- A native of Columbia, S.C., Daley entered the NFL as a sixth-round selection (212th overall) by the Panthers in the 2019 NFL Draft.
- After beginning his college career at Georgia Military College, Daley played his final two seasons at the University of South Carolina. For the Gamecocks, he started 23 of the last 24 games of his career, registering starts at both left tackle and guard, and earning SEC Academic honors.

**73 - OL JAMARCO JONES****6-4, 293, 5th year, Ohio State**

- Jamarco Jones was signed by the Titans as an unrestricted free agent on March 17, 2022.
- He was placed on injured reserve on Sept. 22, 2022.
- Prior to joining the Titans, Jones appeared in 36 games with seven starts over three seasons with the Seahawks (2019-21) after missing his entire rookie campaign while on injured reserve. His seven starts came at four different positions: right guard (3), right tackle (2), left guard (1) and left tackle (1).
- In 2021, he saw action in 10 games with two starts (one at right tackle, one at left guard). He was placed on injured reserve on Nov. 29 and missed five games before returning to the roster on Jan. 1.
- In 2019, he set career highs with 15 games played and three starts. He also started both postseason games at left guard.
- A native of Chicago, Ill., Jones was a two-year starter at Ohio State, where he appeared in 50 total games and started 27 consecutive contests at left tackle. He was a two-time All-Big Ten honoree. He was a part of Ohio State's national championship squad as a freshman in 2014.

**62 - C/G COREY LEVIN****6-4, 307, 3rd year, Chattanooga**

- Corey Levin was claimed by the Titans off waivers from the New York Jets on Sept. 1, 2021, rejoining the team that selected him in the sixth round (217th overall) of the 2017 NFL Draft. After spending the first four games of 2021 on the practice squad, he was signed to the 53-man roster on Oct. 8.
- In 2021, he appeared in 12 games as a reserve.
- He played in 16 games during his previous stint with the Titans (2017-18) before spending time with Denver and Chicago in 2019 and New England in 2020. He signed with the Jets during the 2021 offseason and was there through the 2021 preseason.
- In 2018, he appeared in all 16 games for the Titans with one start (Oct. 21 vs. the Chargers in London).
- As a rookie in 2017, Levin spent the entire season on the 53-man roster but did not see game action. He was inactive 14 times and did not play in two other contests.
- A native of Dacula, Ga., he appeared in 52 career games with 51 starts at Chattanooga, 45 of which were consecutive. He developed versatility over his four-year collegiate career, making starts at left guard, and both tackle spots.

**52 - C DANIEL MUNYER****6-1, 305, 5th Year, Colorado**

- Munyer was re-signed by the Titans to the practice squad on Dec. 20, 2022 and then promoted to the 53-man roster on Dec. 22, 2022.
- He initially joined the Titans practice squad on Oct. 8, 2019 after previously spending time with the Kansas City Chiefs (2015-16), Arizona Cardinals (2016-2018) and Indianapolis Colts (2019).
- In 2021, he spent the first eight games on injured reserve and the remainder of the campaign on the practice squad. He was



elevated for two games but did not see action.

- In 2020, he spent seven games on the Titans' 53-man roster and appeared in three games before being released on Nov. 7. On Nov. 10, he was re-signed to the practice squad, where he spent the remainder of the season. He was activated as a COVID-19 replacement for the team's wild card game but did not play.
- The 6-foot-1-inch, 305-pounder originally signed with Kansas City as a rookie free agent following the 2015 NFL Draft.
- The Harbor City, Calif., native appeared in 16 total games with one start at right guard prior to joining the Titans.
- In four seasons at Colorado (2011-14), Munyer played in 43 games with 39 starts, including 36 consecutive starts over his final three seasons. Thirty of his starts came at right guard, and he made six starts at center.

67 - C/G XAVIER NEWMAN**6-2, 297, Rookie, Baylor**


- Xavier Newman was signed by the Titans as a rookie free agent on May 13, 2022.
- In five seasons at Baylor (2017-21), Newman appeared in 47 games with 37 starts. His starts included 28 games at left guard, eight games at right guard and one contest at center.
- As a graduate in 2021, he started all 14 games at left guard and helped pave the way for Baylor to average 219.3 rushing yards per game, ranking 10th nationally. He earned All-Big 12 honorable mention.
- Newman is a native of Desoto, Texas.

**75 - OL DILLON RADUNZ****6-6, 301, 2nd Year, North Dakota State**

- The Titans selected Dillon Radunz with the 53rd overall pick in the second round of the 2021 NFL Draft.
- As a rookie in 2021, he appeared in 12 games with one start at left tackle.
- A native of Becker, Minn., Radunz declared for the NFL Draft after North Dakota State's lone fall game his senior season, choosing to forego the Bisons' spring football schedule.
- He started 32 collegiate games at NDSU and was a member of four Missouri Valley Football Conference championship teams and three NCAA Division I football national championships.
- In 2020, he made his 32nd consecutive and final start at left tackle for the Bison in the Oct. 3 season opener against Central Arkansas and helped the Bison rush for 276 yards in the 39-28 victory.
- As a junior in 2019, he started all 16 games at left tackle. In 12 regular season games, he played 682 snaps with 63 knockdowns and zero sacks allowed. NDSU rushed for a school-record 4,601 yards.
- He is a native of Becker, Minn.

**70 - G JORDAN ROOS****6-3, 302, 3rd Year, Purdue**

- Jordan Roos was signed by the Titans on Aug. 7, 2021 and spent the entire 2021 season on the Titans practice squad. He began the 2022 campaign on the practice squad before being signed to the 53-man roster on Oct. 1, 2022.
- Prior to joining the Titans, Roos saw action in 14 games with the Seattle Seahawks, including seven games as a rookie in 2017 and seven games in 2019.
- He also spent time with the Las Vegas Raiders and New England Patriots in 2020.
- The Celina, Texas, native appeared in 47 games and registered 24 consecutive starts his final two years at Purdue University.





TITANS DEFENSIVE LINEMEN

| No. | Name | Ht | Wt | Exp | College |
|-----|---------------------|-----|-----|-----|-----------------------|
| 94 | Edwards Jr., Mario | 6-3 | 277 | 8 | Florida State |
| 94 | Hand, Da'Shawn (IR) | 6-3 | 297 | 5 | Alabama |
| 90 | Jones, Naquan | 6-3 | 313 | 2 | Michigan State |
| 98 | Simmons, Jeffery | 6-4 | 305 | 4 | Mississippi State |
| 97 | Strong, Kevin | 6-4 | 295 | 4 | Texas-San Antonio |
| 93 | Tart, Teair | 6-2 | 304 | 3 | Florida International |
| 95 | Walker, DeMarcus | 6-4 | 280 | 6 | Florida State |

#98 • DT JEFFERY SIMMONS

6-4, 305, 4th Year, Mississippi State

[Click for complete bio](#)



Defensive lineman **Jeffery Simmons** is in his fourth NFL season in 2022. He was selected by the Titans in the first round (19th overall) of the 2019 NFL Draft.

Before the start of the 2021 season, Simmons was named a team captain for the first time in his career, and he went on to become one of six players on the roster to start all 17 games. He was named to his first career Pro Bowl and added Associated Press second-team All-Pro honors after setting career highs in several categories, including sacks (8.5), tackles (54), quarterback pressures (58), tackles for loss (12) and passes defended (six). He led the squad in pressures and placed third in sacks. Among all defensive tackles in the NFL, his 8.5 sacks ranked sixth. In the divisional playoffs, he set a franchise postseason record with three sacks.

In 2020, Simmons appeared and started in 15 games. With three defensive fumble recoveries, he tied **Chase Young** for the most in the NFL in 2020 and was the first Titans defender with three fumble recoveries in a season since 2005, when linebacker **Brad Kassell** accomplished the feat. Simmons ranked second on the team with 19 quarterback pressures and added 49 tackles, three sacks, three tackles for loss, five passes defended and one forced fumble. In the franchise's "Titans era" (since 1999), he became the first player to post at least three fumble recoveries, three sacks and five passes defended in the same season. He also had three tackles and a tackle for loss in one playoff contest.

Simmons began his rookie season on the non-football injury list due to a knee injury he suffered during training in February 2019. He missed the first six games of the season before joining the 53-man roster in Week 7.

His rookie totals included 40 tackles, two sacks, two tackles for loss, 14 quarterback pressures and one pass defended in nine games (seven starts). He added four tackles, three quarterback pressures and a fumble recovery in three playoff contests.

During a three-year career as a defensive tackle at Mississippi State, Simmons appeared in 38 contests with 28 starts. He finished his career ranked sixth in school history with 32.5 in tackles for loss. He also tied for



sixth in MSU annals with five forced fumbles and tied for fourth with three blocked kicks. His totals also included 163 tackles, seven sacks, seven passes defended and two defensive touchdowns.

He was a first-team All-SEC selection as a sophomore and junior and was one of two players in the nation to be named a Bednarik Award Semifinalist in both 2017 and 2018.

As a junior in 2018, Simmons was named second-team All-American after totaling 63 tackles, 17 tackles for loss and two sacks. His 17 tackles for loss led the team, ranked fourth in the SEC and were the third-most in single-season school history.

During his sophomore season (2017), he set a career high with five sacks and added 12 tackles for loss. With three total blocked kicks and punts, he became the first SEC player since 2004 to lead the nation in the category.

Simmons is a native of Macon, Miss.

2022 Game Notes:

➤ **Against New York Giants (9/11)**, totaled six tackles, two sacks, six quarterback pressures (tied for team lead) and one forced fumble. In the first quarter, he recorded a five-yard sack, taking down Giants quarterback Daniel Jones. In the second quarter, he registered the first strip-sack of his career, forcing Jones to fumble. The ball was recovered by outside linebacker Bud Dupree. It was the second forced fumble of Simmons' career. The takeaway led to a Titans field goal. It was his third career regular-season game with multiple sacks, in addition to one multi-sack performance in the postseason. Including the 2021 regular-season finale at Houston (one sack on Jan. 9) and the team's postseason game against Cincinnati (three sacks on Jan. 22), he notched a total of six sacks in a three-game span. He also tackled Saquon Barkley for a six-yard loss in the fourth quarter.

➤ **At Buffalo (9/19)**, registered a pass defended and two quarterback pressures.

➤ **Against Las Vegas (9/25)**, posted two tackles, one pass defended and a team-high five quarterback pressures.

➤ **At Indianapolis (10/2)**, credited with five tackles and helped limit the Colts to 38 rushing yards on 23 attempts.

➤ **At Washington (10/9)**, totaled a team-high seven quarterback pressures, five tackles, 1.5 sacks and a pass defended. He was credited with a sack when he dropped Carson Wentz for no gain in the second quarter and combined with Sam Okuayinonu for an eight-yard sack of Wentz during the fourth quarter.

➤ **Against Indianapolis (10/23)**, totaled six tackles, one sack, four quarterback pressures and two tackles for loss. In the second quarter, he ended a Colts drive with a nine-yard sack of Matt Ryan on third down. It was his second consecutive game with at least one sack.

➤ **At Houston (10/30)**, led the defense with five quarterback pressures and tied for the team lead with two tackles for loss, including a sack. In the third quarter, he sacked Davis Mills for a 12-yard loss to give him his first career streak of three consecutive games with at least one sack.

➤ **At Kansas City (11/6)**, credited with four tackles, two quarterback pressures and one pass defended.

➤ **Against Denver (11/13)**, he was inactive with an ankle injury.

➤ **At Green Bay (11/17)**, played his 50th career game and registered four tackles, including a 12-yard sack of Aaron Rodgers in the fourth quarter. He joined Jevon Kearse (35) and Harold Landry III (20.5) as the franchise's only players since 1982, when individual sacks became an official statistic, to reach the 20-sack mark within their first 50 NFL games. Simmons was the club's first interior lineman to do so.

➤ **Against Cincinnati (11/27)**, totaled five tackles, including a tackle for loss.

➤ **At Philadelphia (12/4)**, posted one tackle and one pass defended.

➤ **Against Jacksonville (12/11)**, tied for the team lead with two passes defended and three quarterback pressures.

➤ **At Los Angeles Chargers (12/18)**, tied for second place on the team with six tackles, including a sack, and also totaled three quarterback pressures. He sacked Justin Herbert for a nine-yard loss in the first quarter.

➤ **Against Houston (12/24)**, totaled four tackles and three quarterback pressures.

Simmons' Career Regular Season Statistics:

| Year | GP | GS | Tackle | Sack | QBP | TFL | Int | PD | FF | FR |
|---------------|-----------|-----------|------------|-------------|------------|-----------|----------|-----------|----------|----------|
| 2019 | 9 | 7 | 40 | 2.0 | 14 | 2 | 0 | 1 | 0 | 0 |
| 2020 | 15 | 15 | 49 | 3.0 | 20 | 3 | 0 | 5 | 1 | 3 |
| 2021 | 17 | 17 | 54 | 8.5 | 58 | 12 | 0 | 6 | 0 | 0 |
| 2022 | 14 | 14 | 52 | 7.5 | 41 | 9 | 0 | 7 | 1 | 0 |
| Totals | 55 | 53 | 195 | 21.0 | 133 | 26 | 0 | 19 | 2 | 3 |

Simmons' Career Postseason Statistics:

| Year | GP | GS | Tackle | Sack | QBP | TFL | Int | PD | FF | FR |
|---------------|----------|----------|-----------|------------|----------|----------|----------|----------|----------|----------|
| 2019 | 3 | 0 | 4 | 0.0 | 3 | 0 | 0 | 0 | 0 | 1 |
| 2020 | 1 | 1 | 3 | 0.0 | 0 | 1 | 0 | 0 | 0 | 0 |
| 2021 | 1 | 1 | 8 | 3.0 | 3 | 3 | 0 | 0 | 0 | 0 |
| Totals | 5 | 2 | 15 | 3.0 | 6 | 4 | 0 | 0 | 0 | 1 |

Simmons' Regular Season Single-Game Highs:

- Tackles** - 7 vs. Cleveland (12/6/20)
- Sacks** - 3 at Los Angeles Rams (11/7/21)
- Forced Fumbles** - 1 (Twice, last vs. N.Y. Giants, 9/11/22)
- Fumble Recoveries** - 1 (Three times, last vs. Detroit, 12/20/20)

Simmons' Playoff Single-Game Highs:

- Tackles** - 8 vs. Cincinnati (1/22/22)
- Sacks** - 3 vs. Cincinnati (1/22/22)
- Forced Fumbles** - 1 (Twice, last vs. N.Y. Giants, 9/11/22)
- Fumble Recoveries** - 1 at Baltimore (1/11/20)

TACKLES, SACKS & PASSES DEFENSED IN '21

In 2021, **Jeffery Simmons** was named to his first Pro Bowl after setting career highs with 54 tackles, 8.5 sacks and six passes defended. He was one of only five NFL players to produce at least 50 tackles, eight sacks and six passes defended during the season, joining **Maxx Crosby**, **Cameron Jordan**, **Cameron Heyward** and **T.J. Watt**. Simmons and Heyward were the only interior defensive linemen in the league to accomplish the feat.

NFL players in 2021 with a minimum of 50 tackles, eight sacks and five passes defended:

| Player | Team | Total Tackles | Sacks | Passes Defended |
|------------------------|------------------|---------------|------------|-----------------|
| Cameron Heyward | Pittsburgh | 89 | 10.0 | 9 |
| Maxx Crosby | Las Vegas | 56 | 8.0 | 7 |
| T.J. Watt | Pittsburgh | 64 | 22.5 | 7 |
| Cameron Jordan | New Orleans | 59 | 12.5 | 6 |
| Jeffery Simmons | Tennessee | 54 | 8.5 | 6 |

MORE TITANS DEFENSIVE LINEMEN

94 - DL MARIO EDWARDS JR.

6-3, 277, 8th Year, Florida State

- Mario Edwards Jr. was signed by the Titans off the Jacksonville Jaguars practice squad on Sept. 26, 2022.
- Prior to joining the Titans, Edwards played seven total seasons with the Oakland Raiders (2015-17), New York Giants (2018), New Orleans Saints (2019) and Chicago Bears (2020-21). During that time, he totaled 16.5 sacks, 118 tackles, three forced fumbles and 19 tackles for loss in 86 games.
- In 2021, Edwards tallied two sacks and eight tackles in 12 games with the Bears.
- He was originally selected by the Raiders in the second round (35th overall) of the 2015 NFL Draft.
- A native of Denton, Texas, he played three seasons at Florida State (2012-14), appearing in 36 games with 26 starts, primarily at defensive end. He totaled 89 tackles, 23 tackles for loss, eight sacks, seven passes defended, three forced fumbles and two fumble recoveries in his collegiate career. As a junior, he started all 13 games and helped Florida State win the National Championship.
- His father, Mario Edwards Sr., was also a former Florida State player and played five NFL seasons in the NFL as a cornerback with the Dallas Cowboys (2000-03) and Tampa Bay Buccaneers (2004).

2022 Game Notes:

- **At Kansas City (11/6)**, tallied a pair of tackles, including a six-yard sack of Patrick Mahomes in the third quarter. It was his first sack as a member of the Titans. He also tied for the team lead with five quarterback pressures.
- **Against Denver (11/13)**, registered his first start of the season and his first start as a member of the Titans. He totaled four tackles, one sack, three quarterback pressures and two tackles for loss. He recorded a sack for the second consecutive game, dropping Russell Wilson for a nine-yard loss in the first quarter.
- **At Philadelphia (12/4)**, started and tallied three tackles and sacked Jalen Hurts for a three-yard loss in the second quarter. He improved his 2022 total to three sacks and his career total to 19.5 sacks. He also tied for



the team lead with two quarterback pressures.

94 - DE Da'SHAWN HAND

6-3, 297, 5th Year, Alabama

- The Titans initially signed defensive end Da'Shawn Hand to the team's practice squad on Jan. 5, 2022.
- In 2021, he played in three games with the Lions before concluding the season with the Titans. He played for the Titans in the regular season finale.
- Prior to arriving in Tennessee, he recorded 54 tackles, three sacks, three forced fumbles and one fumble recovery over four seasons (2018-21) with the Detroit Lions. He also spent time on the Indianapolis Colts practice squad.
- In 2020, he played in 10 games with one start for the Lions and totaled 19 tackles, one tackle for loss and one forced fumble.
- During his rookie campaign in 2018, he appeared in 13 games with eight starts and recorded career highs in tackles (27), sacks (three), tackles for loss (four) and forced fumbles (two).
- The Woodbridge, Va., native appeared in 50 games at the University of Alabama (2015-17) and recorded 64 career tackles, eight sacks, 13.5 tackles for loss, one forced fumble and one fumble recovery.

2022 Game Notes:

- Placed on injured reserve on Sept. 13, 2022.



90 - DL NAQUAN JONES

6-3, 313, 2nd Year, Michigan State

- Naquan Jones was signed by the Titans as an undrafted free agent on May 14, 2021.
- In 2021, he appeared in 13 games as a rookie and registered five starts. He totaled 29 tackles, 2.5 sacks, four quarterback pressures, four tackles for loss and two passes defended. He also started the team's divisional playoff contest and totaled two tackles and a half sack.
- A native of Evanston, Ill., he appeared in 46 games with five starts on the defensive line over four seasons at Michigan State (2017-20) and totaled 78 tackles, 12.5 tackles for loss, three sacks, three passes defended, one forced fumble and one fumble recovery over his career.
- As a senior (2020), Jones saw action in all seven games and made four starts. He recorded 24 tackles, a career-high five stops for loss, one pass defended and one fumble recovery.

2022 Game Notes:

- **Against Denver (11/13)**, totaled three tackles, one sack and two tackles for loss. He registered his first sack of the season, dropping Russell Wilson for a one-yard loss in the third quarter.



97 - DE KEVIN STRONG

6-4, 295, 4th Year, Texas-San Antonio

- The Titans initially signed free agent Kevin Strong to the practice squad on Nov. 23, 2021. He was promoted to the 53-man roster on Jan. 8, 2022.
- In 2021, he appeared in five games for the Titans during the regular season after playing one contest with the Detroit Lions. His combined season totals included six tackles. He also played in the Titans' divisional playoff game.
- He played in 15 games with one start for the Lions during the previous three seasons (2019-21) and posted 16 tackles, a sack and a pass defended.
- In 2020, he saw action in six games with one start and totaled 15 tackles as well as his first career sack.
- The Cleveland, Texas, product saw action in 47 career games with 40 starts for the University of Texas-San Antonio and totaled 106 tackles, 26.5 tackles for loss, 7.5 sacks, two forced fumbles and two blocked field goals.



93 - DT TEAIR TART

6-2, 304, 3rd year, Florida International

- Teair Tart was signed by the Titans as an undrafted free agent on May 7, 2020.
- In 2021, he appeared in 11 games with 10 starts. His totals included 16 tackles, three quarterback pressures and two tackles for loss, giving him career highs in each category.
- In 2020, he appeared in seven games with one start as a rookie and totaled five tackles, two



quarterback pressures, one tackle for loss, one pass defended.

➤ The Philadelphia, Pa., native appeared in 23 games with 10 starts over two seasons at Florida International, totaling 51 tackles, 19.0 tackles for loss, six sacks, one pass defended, five quarterback pressures and two forced fumbles.

➤ Tart also played at Ellsworth (Iowa) Community College in 2017 and ASA (N.Y.) College in 2016.

➤ His first name is pronounced "tee-AIR."

2022 Game Notes:

➤ **At Indianapolis (10/2)**, registered his first career interception in the first quarter, first batting Matt Ryan's pass into the air and then collecting it for the interception. He became the first Titans defensive lineman with an interception since Sen'Derrick Marks at the New York Giants on Sept. 26, 2010. He totaled three tackles and a team-high two passes defended in the contest.

➤ **At Washington (10/9)**, tallied three tackles and led the team with two passes defended, including a pass breakup during the defense's game-winning goal-line stand late in the fourth quarter. He added a quarterback pressure.

95 - DL DeMARCUS WALKER

6-4, 280, 6th Year, Florida State

➤ DeMarcus Walker was signed by the Titans as a free agent on May 16, 2022.

➤ Prior to joining the Titans, Walker played in a total of 49 games in five seasons with the Denver Broncos (2017-20) and Houston Texans (2021). His totals during that time included 52 tackles, 12.5 sacks, 23 quarterback hits and two forced fumbles.

➤ In 2021, he saw action in 13 games with two starts for the Texans and registered a career-high 31 tackles to go along with two sacks, seven quarterback hits, four tackles for loss, one pass defended and one forced fumble.

➤ In 2020, he played in 13 games during his final season in Denver and established a career high with four starts.

➤ In four seasons at Florida State (2013-16), he played in 52 games with 40 starts, totaling 182 tackles, 28.5 sacks, 45 tackles for loss, seven passes defended, one interception, eight forced fumbles, two fumble recoveries and two blocked kicks.

➤ As a senior in 2016, Walker earned ACC Defensive Player of the Year honors and was a consensus All-American, totaling 16 sacks, 21.5 tackles for loss, and 68 stops. His sack total was the second-highest in the nation and third-most recorded by a Seminole in a season.

➤ The Jacksonville, Fla., native entered the NFL as a second-round selection (51st overall) by the Broncos in the 2017 NFL Draft.

2022 Game Notes:

➤ **At Houston (10/30)**, recorded two tackles, including a nine-yard sack of Davis Mills in the fourth quarter. It was his first sack as a member of the Titans and gave him 13.5 career sacks.

➤ **At Kansas City (11/6)**, tallied a pair of tackles, including a seven-yard sack of Patrick Mahomes in the fourth quarter that gave him consecutive games with a sack. He added three quarterback pressures.

➤ **Against Denver (11/13)**, produced three tackles, 1.5 sacks and a career-best six quarterback pressures. In the fourth quarter, he took down Russell Wilson for a nine-yard sack and split a two-yard sack with Rashad Weaver. He registered his third consecutive game with at least one sack, marking the first three-game sack streak of his career.

➤ **Against Cincinnati (11/27)**, posted two tackles and led the team with one sack and two tackles for loss. He also tied for the team lead with three quarterback pressures. In the first quarter, he dropped Joe Burrow for a four-yard sack. He improved his season total to 4.5 sacks, which tied his career high for a season (4.5 in 2020 with Denver).

➤ **At Los Angeles Chargers (12/18)**, totaled five tackles, a pair of sacks and four quarterback pressures. He helped end a Chargers drive in the third quarter with a seven-yard sack of Justin Herbert on third down and repeated the feat with a six-yard sack later in the third quarter. He tied his career high with two sacks, marking the third such performance in his career and first since Nov. 29, 2020 against the New Orleans Saints as a member of the Denver Broncos. It was his fifth performance in an eight-game stretch with at least one sack. In growing his season total to 6.5 sacks in 2022, he established a new career high, topping the 4.5 sacks he had in 2020 with the Broncos.




TITANS INSIDE LINEBACKERS

| No. | Name | Ht | Wt | Exp | College |
|-----|-----------------------|------|-----|-----|----------------|
| 45 | Campbell, Chance (IR) | 6-2 | 232 | R | Mississippi |
| 53 | Cole, Dylan | 6-0 | 237 | 6 | Missouri State |
| 41 | Cunningham, Zach | 6-3 | 238 | 6 | Vanderbilt |
| 50 | Gibbens, Jack | 6-3 | 242 | R | Minnesota |
| 42 | Jones, Joe | 6-0 | 240 | 6 | Northwestern |
| 51 | Long Jr., David (IR) | 5-11 | 227 | 4 | West Virginia |
| 56 | Rice, Monty | 6-0 | 233 | 2 | Georgia |

#41 • ILB ZACH CUNNINGHAM

6-3, 238, 6th Year, Vanderbilt

[Click for complete bio](#)



Inside linebacker **Zach Cunningham** is in his sixth NFL season and his second season with the Titans in 2022. He was claimed off waivers from the Houston Texans on Dec. 9, 2021.

After joining the Titans, Cunningham started the final four games of the 2021 regular season and led the defense over that stretch with 25 tackles. His totals also included three tackles for loss and one stop on special teams. In the team's divisional playoff contest, he led the defense with 10 tackles.

Cunningham joined the Titans after four-plus seasons (2017-21) in Houston, where he appeared in 72 games with 66 starts. During his time with the Texans, he tallied 570 tackles, 26 tackles for loss, 6.5 sacks, five forced fumbles, three fumble recoveries and one interception.

In 2020, he started all 16 games and led the NFL with 163 total tackles while also notching a single-season career high with three sacks. He tallied 14 tackles (nine solo) in Week 16 against Cincinnati. He also joined **J.J. Watt** as the only players in Texans history with at least 10 total tackles, one tackle for loss and one forced fumble in a single game in Week 17 vs. Tennessee.

In 2019, Cunningham started in all 16 regular season games and both postseason contests. He finished the season with 137 total tackles, seven tackles for loss, two sacks, three quarterback hits, two passes defended and two fumble recoveries, while tallying five tackles on special teams. His 137 tackles led the AFC and ranked seventh in the NFL, and he was the only player in the NFL to record over 100 tackles on defense and at least five tackles on special teams.

In 2018, he tied for the Texans team lead with a then-career-high 105 total tackles, five passes defended, one interception returned for a touchdown, three tackles for loss, two forced fumbles and one fumble recovery.

As a rookie in 2017, Cunningham finished second on the team with 82 total tackles to go along with six passes defended, five tackles for loss, two quarterback hits, 1.5 sacks and one forced fumble in 16 games. He tied for second among all NFL rookies in total tackles and fourth in franchise history among Houston rookies. He was the first player in franchise history to record 80 total tackles and eight special teams tackles in a single season.



The Pinson, Ala., native played three seasons (2014-16) at Vanderbilt University after redshirting the 2013 campaign. He finished his Commodore career ranked third in program history with 39.5 tackles for loss and totaled 295 career tackles.

Cunningham was originally selected by the Texans in the second round (57th overall) of the 2017 NFL Draft.

2022 Game Notes:

- **Against New York Giants (9/11)**, posted six tackles.
- **At Buffalo (9/19)**, recorded five tackles, one pass defended and one quarterback pressure.
- **Against Las Vegas (9/25)**, credited with five tackles before leaving the game with an injury in the third quarter.
- **At Indianapolis (10/2)**, at **Washington (10/9)** and **against Indianapolis (10/23)**, he was inactive with an elbow injury.
- **At Houston (10/30)**, returned from an injury to start and register four tackles against his former team.
- **At Kansas City (11/6)**, posted four tackles.
- Placed on injured reserve on Nov. 12, 2022.
- **Against Houston (12/24)**, returned from injured reserve to start and record one tackle and one pass defended before exiting in the second quarter with an injury.

Cunningham's Career Regular Season Statistics:

| Year | Team | GP | GS | Tackle | Sack | QBP | TFL | Int | PD | FF | FR |
|---------------|---------|-----------|-----------|------------|------------|-----------|-----------|----------|-----------|----------|----------|
| 2017 | Hou | 16 | 13 | 82 | 1.5 | 2 | 5 | 0 | 6 | 1 | 0 |
| 2018 | Hou | 14 | 14 | 105 | 0.0 | 2 | 3 | 1 | 5 | 2 | 1 |
| 2019 | Hou | 16 | 16 | 137 | 2.0 | 3 | 7 | 0 | 2 | 0 | 2 |
| 2020 | Hou | 16 | 16 | 163 | 3.0 | 4 | 7 | 0 | 2 | 1 | 0 |
| 2021 | Hou/Ten | 14 | 11 | 92 | 0.0 | 1 | 7 | 0 | 3 | 1 | 0 |
| 2022 | Ten | 6 | 6 | 24 | 0.0 | 1 | 0 | 0 | 2 | 0 | 0 |
| Totals | | 82 | 76 | 603 | 6.5 | 13 | 29 | 1 | 20 | 5 | 3 |

Cunningham's Career Postseason Statistics:

| Year | Team | GP | GS | Tackle | Sack | QBP | TFL | Int | PD | FF | FR |
|---------------|------|----------|----------|-----------|------------|----------|----------|----------|----------|----------|----------|
| 2018 | Hou | 1 | 1 | 7 | 0.0 | 1 | 0 | 0 | 1 | 0 | 0 |
| 2019 | Hou | 2 | 2 | 16 | 0.0 | 1 | 2 | 0 | 2 | 0 | 0 |
| 2021 | Ten | 1 | 1 | 10 | 0.0 | 0 | 1 | 0 | 0 | 0 | 0 |
| Totals | | 4 | 4 | 33 | 0.0 | 2 | 3 | 0 | 3 | 0 | 0 |

Cunningham's Regular Season Single-Game Highs:

- Tackles** - 16 (Twice, last vs. Denver 12/8/19)
- Sacks** - 1 (Five times, last at Jacksonville 11/8/20)
- Interceptions** - 1 vs. Cleveland (12/2/18)
- Passes Defended** - 3 vs. Pittsburgh (12/25/17)
- Forced Fumble** - 1 (Five times, last at Tennessee 11/21/21)
- Fumble Recovery** - 1 (Three times, last at Jacksonville 11/3/19)

Cunningham's Playoff Single-Game Highs:

- Tackles** - 10 vs. Cincinnati (1/22/22)
- Passes Defended** - 1 (Three times, last at Kansas City 1/12/20)

TACKLES FROM 2019 TO 2021

From 2019 to 2021, Titans inside linebacker **Zach Cunningham** had the third-highest tackle total in the NFL, according to press box tackle statistics. During that time, most of it spent with the Houston Texans, Cunningham tallied 392 total stops, trailing only Seattle's **Bobby Wagner** (467) and Chicago's **Roquan Smith** (402).

Most total tackles from 2019 to 2021 (press box statistics):

| Player | Total Tackles |
|---------------------------|---------------|
| 1. Bobby Wagner | 467 |
| 2. Roquan Smith | 402 |
| 3. Zach Cunningham | 392 |
| 4. Joe Schobert | 386 |
| 5. Jordan Hicks | 384 |
| 6. Fred Warner | 380 |
| 7. Darius Leonard | 375 |
| 8. DeVondre Campbell | 373 |
| 9. Foye Oluokun | 365 |
| 10. Budda Baker | 363 |

#51 • ILB DAVID LONG JR.

5-11, 227, 4th Year, West Virginia
[Click for complete bio](#)



Linebacker **David Long Jr.** is in his fourth NFL season in 2022. He was selected by the Titans in the sixth round (188th overall) of the 2019 NFL Draft.

In 2021, Long was limited to 10 total games due to injuries but nevertheless set a career high with nine starts. He also established career bests in tackles (75), quarterback pressures (six), tackles for loss (four), interceptions (two) and passes defended (six). His average of 7.5 tackles per game led the team.

In 2020, Long appeared in 14 games with five starts at inside linebacker. He totaled 50 tackles, one quarterback pressure, two tackles for loss, two passes defended and four stops on special teams. He recorded a start in the playoffs and tallied five tackles and one quarterback pressure.

As a rookie in 2019, Long appeared in 14 games during the regular season. He also played in all three playoff contests with one start.

During a three-year career at West Virginia, he played in 34 games with 31 starts and totaled 252 tackles, 14 sacks and 40 career tackles for loss which tied for third place on West Virginia's all-time list. In his final campaign in 2018, tied for the single-season program record with 19 tackles for loss.

As a junior at West Virginia in 2018, he was selected Big 12 Defensive Player of the Year by the coaches and the Associated Press. He also received second-team All-America honors by the Associated Press and first-team All-Big 12 accolades by the Associated Press.

Long is a native of Cincinnati, Ohio.

2022 Game Notes:

- **Against New York Giants (9/11)**, totaled eight tackles, two quarterback pressures and one tackle for loss.
- **At Buffalo (9/19)**, registered two tackles.
- **Against Las Vegas (9/25)**, posted seven tackles.
- **At Indianapolis (10/2)**, tied for the team lead with seven tackles, including a tackle for loss. He added a pass defended.
- **At Washington (10/9)**, led the defense with 12 total tackles and produced the game-winning interception in the closing seconds of the fourth quarter. With the Commanders facing a third-and-goal from the two-yard line with nine seconds on the clock, Long stepped in front of Carson Wentz's pass to running back J.D. McKissic for an interception at the one-yard line. It was his third career interception and his first of the season.
- **Against Indianapolis (10/23)**, finished third on the defense with eight tackles and added an interception and two passes defended. In the second quarter, he picked off a Matt Ryan pass on third down for his fourth career interception. It gave him two consecutive games with an interception.
- **At Houston (10/30)**, led the team with eight tackles, including two tackles for loss, which tied for the team lead.
- **At Kansas City (11/6)**, ranked second on the team with 10 total tackles and added a quarterback pressure.



- **Against Denver (11/13)**, tied for second on the team with seven tackles and added a quarterback pressure.
- **At Green Bay (11/17)**, led the defense with nine tackles, including a team-high three tackles for loss. He was credited with a stop for no gain on Aaron Jones' rushing attempt on fourth-and-one in the fourth quarter. The Titans offense was able to run out the clock on the ensuing possession.
- **Against Cincinnati (11/27)**, tied for third place on the defense with six tackles and added a pass defended.
- **At Philadelphia (12/4)**, registered one tackle before leaving the game with an injury in the second quarter.
- Placed on injured reserve on Dec. 10, 2022.

Long's Career Regular Season Statistics:

| Year | GP | GS | Tackle | Sack | QBP | TFL | Int | PD | FF | FR |
|---------------|-----------|-----------|------------|------------|-----------|-----------|----------|-----------|----------|----------|
| 2019 | 14 | 0 | 15 | 0.0 | 0 | 2 | 0 | 1 | 1 | 0 |
| 2020 | 14 | 5 | 50 | 0.0 | 1 | 2 | 0 | 2 | 0 | 0 |
| 2021 | 10 | 9 | 75 | 0.0 | 6 | 4 | 2 | 6 | 0 | 0 |
| 2022 | 12 | 12 | 86 | 0.0 | 5 | 7 | 2 | 5 | 0 | 0 |
| Totals | 50 | 26 | 226 | 0.0 | 12 | 15 | 4 | 14 | 1 | 0 |

Long's Career Postseason Statistics:

| Year | GP | GS | Tackle | Sack | QBP | TFL | Int | PD | FF | FR |
|---------------|----------|----------|-----------|------------|----------|----------|----------|----------|----------|----------|
| 2019 | 3 | 1 | 16 | 0.0 | 0 | 2 | 0 | 0 | 0 | 0 |
| 2020 | 1 | 1 | 5 | 0.0 | 1 | 0 | 0 | 0 | 0 | 0 |
| 2021 | 1 | 1 | 8 | 1.0 | 1 | 1 | 0 | 0 | 0 | 0 |
| Totals | 5 | 3 | 29 | 1.0 | 2 | 3 | 0 | 0 | 0 | 0 |

Long's Regular Season Single-Game Highs:

- Tackles** - 14 vs. Buffalo (10/18/21)
- Interceptions** - 1 (Four times, last vs. Indianapolis, 10/23/22)
- Forced Fumbles** - 1 vs. Kansas City (11/10/19)

Long's Playoff Single-Game Highs:

- Tackles** - 8 (Twice, last vs. Cincinnati, 1/22/22)
- Sacks** - 1 vs. Cincinnati (1/22/22)
- Tackle For Loss** - 2 at Kansas City (1/19/20)

MORE TITANS INSIDE LINEBACKERS

45 - LB CHANCE CAMPBELL

6-2, 232, Rookie, Mississippi

- The Titans selected Chance Campbell in the sixth round (219th overall) of the 2022 NFL Draft.
- In one season at Mississippi (2021), Campbell started all 13 games and led the team with 109 tackles. He added six sacks, 11 quarterback pressures, 12.5 tackles for loss, two passes defended, three forced fumbles and led the SEC with three fumble recoveries while with the Rebels.
- A native of Ellicott City, Md., he transferred to Mississippi following three seasons (2018-20) the University of Maryland, where he amassed 107 tackles, 1.5 sacks, 10 tackles for loss, one interception, four passes defended, one forced fumble and one fumble recovery in 25 games.
- As a junior in 2020, he saw action in five games and made four starts for the Terrapins, leading the squad with 43 tackles. He earned All-Big Ten honorable mention.



2022 Game Notes:

- Placed on injured reserve on Sept. 9.

53 - LB DYLAN COLE

6-0, 237, 6th Year, Missouri State

- Dylan Cole was signed to the Titans practice squad on Oct. 13, 2021 and promoted to the 53-man roster on Nov. 16.
- In 2021, he appeared in nine games and tied for third on the team with a career-high 10 special teams tackles. He added a forced fumble on special teams and also contributed six tackles, one quarterback pressure, one tackle for loss and one pass defense on defense.
- Cole played four years with the Houston Texans (2017-20) after originally signing as an undrafted free agent. He played in 37 games for the Texans and totaled 67 tackles, two interceptions, one fumble recovery and 19 special teams stops.



- In 2020, Cole saw action in six games and recorded six tackles.
 - In his rookie season in 2017, he played in 12 games with one start, and tallied career highs in tackles (32), interceptions (two), sacks (one) and tackles for loss (four).
 - A native of Springfield, Mo., Cole earned All-American honors as a senior at Missouri State after he led all FCS players in total tackles per game (12.9) and was second nationally in solo tackles per game (7.7).
- 2022 Game Notes:**
- **Against Las Vegas (9/25)**, saw extensive action at inside linebacker in the second half after Zach Cunningham exited with an injury. He totaled two tackles and a pass defended. Late in the fourth quarter, he broke up a pass on the Raiders' two-point conversion attempt. The play preserved the Titans' two-point victory.
 - **At Indianapolis (10/2)**, recorded his second career start and his first start as a member of the Titans. He tied for the team lead with a career-high seven tackles, including a tackle for loss. He helped limit the Colts to 38 rushing yards on 23 attempts.
 - **Against Indianapolis (10/23)**, started and totaled four tackles, one quarterback pressure and one special teams stop.
 - **Against Denver (11/13)**, tallied four tackles, a sack and two tackles for loss. He notched his second career sack, taking down Russell Wilson for a nine-yard loss in the fourth quarter. The sack was on third down to end a Broncos drive. It was his first sack since Oct. 1, 2017 as a member of the Houston Texans.
 - **At Green Bay (11/17)**, posted three tackles on defense and led the team with three total special teams tackles.
 - **Against Cincinnati (11/27)**, started and tied for third place on the defense with six tackles, including a tackle for loss.
 - **At Philadelphia (12/4)**, started and contributed three tackles on defense. He tied for the team lead with two special teams tackles.

50 - LB JACK GIBBENS

6-3, 242, Rookie, Minnesota

- Jack Gibbens was originally signed by the Titans as an undrafted free agent on May 13, 2022. He rejoined the team on the practice squad on Sept. 12 after being waived in the final roster cutdown.
- Prior to reaching the NFL, he appeared in 13 games with 13 starts in one season at Minnesota (2021), totaling 92 tackles, 4.5 tackles for loss, three passes defended and one forced fumble.
- Transferred to Minnesota after playing four seasons at Abilene Christian (2017-20) where he saw action in 39 games and recorded 257 tackles, 22 tackles for loss, seven sacks, five interceptions, 11 passes defended, one forced fumble, three fumble recoveries and one blocked kick.
- Gibbens is a native of Bulverde, Texas.




2022 Game Notes:

- **Against Jacksonville (12/11)**, made his NFL debut.
- **At Los Angeles Chargers (12/18)**, logged his first career tackle and finished the game tied for second place on the defense with six total tackles.
- **Against Houston (12/24)**, recorded his first career interception, picking off a Davis Mills pass in the third quarter that was initially tipped by cornerback Tre Avery. He also tied for third place on the squad with seven tackles and added a tackle on special teams.

42 - LB JOE JONES

6-0, 240, 6th Year, Northwestern

- Jones initially joined the Titans practice squad on Sept. 13, 2021 and was promoted to the 53-man roster later in the season.
- In 2021, he appeared in nine games in his first season with the Titans and totaled five special teams tackles in addition to posting one tackle and two quarterback pressures in limited snaps on defense.
- Prior to joining the Titans, he totaled 49 games of experience over four seasons (2017-20) with the Denver Broncos, recording 26 career special teams stops.
- He has also spent time with the Dallas Cowboys (2017), Los Angeles Chargers (2017), Seattle Seahawks (2017) and Tampa Bay Buccaneers (2021).
- He originally signed with the Cowboys as a rookie free agent on May 12, 2017.
- The Plano, Ill., native tallied 70 tackles, three sacks, two passes defended and one fumble recovery in 27 games at Northwestern (2013-16).



2022 Game Notes:

- **At Buffalo (9/19)**, led the team with three special teams tackles.

56 - LB MONTY RICE**6-0, 233, 2nd Year, Georgia**

- The Titans selected Monty Rice in the third round (92nd overall) of the 2021 NFL Draft.
- In 2021, he appeared in 10 games with four starts before finishing the season on injured reserve. He registered 30 tackles and one pass defended.
- The Huntsville, Ala., native played four seasons at Georgia (2017-20) where he appeared in 47 games with 28 starts and tallied 219 tackles, 10.5 tackles for loss, two sacks, 21 quarterback pressures, five passes defended, three forced fumbles and one fumble recovery returned for a touchdown for the Bulldogs.



- In 2020, Rice was named a finalist for the Butkus Award, which recognizes the nation's best linebacker, after amassing 49 tackles, four tackles for loss, one sack, one pass defended, two forced fumbles and one fumble recovery returned for a score.

- As a junior in 2019, Rice was Georgia's leading tackler with 89 total stops.


- In 2018, he played in nine games and made five starts. Finished as Georgia's third-leading tackler with 59 stops. Also posted 1.5 tackles for loss, one sack, two quarterback pressures, one pass defended and one forced fumble.

2022 Game Notes:

- Placed on reserve/physically unable to perform on Aug. 24.
- Activated from reserve/physically unable to perform on Oct. 8.
- **Against Denver (11/13)**, notched his first start of the season and tied for third place on the defense with seven tackles, including a tackle for loss.
- **Against Jacksonville (12/11)**, started at inside linebacker. He led the team and set a career high with 12 tackles, including a tackle for loss.
- **At Los Angeles Chargers (12/18)**, tied for second place on the defense with six tackles and added a pass defended and a quarterback pressure.
- **Against Houston (12/24)**, started and led the team with nine tackles.

**TITANS
OUTSIDE LINEBACKERS**

| No. | Name | Ht | Wt | Exp | College |
|-----|-------------------------|-----|-----|-----|-------------------|
| 96 | Autry, Denico | 6-5 | 285 | 9 | Mississippi State |
| 57 | Basham, Tarell | 6-4 | 266 | 6 | Ohio |
| 48 | Dupree, Bud | 6-4 | 269 | 8 | Kentucky |
| 58 | Landry III, Harold (IR) | 6-2 | 252 | 5 | Boston College |
| 99 | Weaver, Rashad | 6-4 | 259 | 2 | Pittsburgh |

#96 • OLB DENICO AUTRY**6-5, 285, 9th Year, Mississippi State**[Click for complete bio](#)

Defensive lineman **Denico Autry** is in his ninth NFL season and his second season with the Titans in 2022. He was signed by the Titans as an unrestricted free agent on March 19, 2021.

In 2021, Autry appeared in all 17 games with 11 starts and finished second on the team with nine sacks. His sack total tied his career high, matching the nine sacks he had in 2018 as a member of the Indianapolis Colts. He added 32 tackles, 44 quarterback pressures, 10 tackles for loss and six passes defended.

Over a four-season stretch from 2018 to 2021, Autry posted 29 sacks, ranking fifth among all NFL defensive tackles. Only **Aaron Donald** (59), **Chris Jones** (41), **DeForest Buckner** (36) and **Cameron Heyward** (31) had more during that time.

Autry also has been one of the NFL's best in blocking opponent kicks and punts. From 2014 to 2021, he recorded a league-high total of nine blocks, getting a hand on five extra point attempts, one punt and three field goals, including a blocked field goal in 2021.

After entering the NFL as a rookie free agent with the Oakland Raiders in 2014, Autry played four seasons with the Raiders (2014-17) and then three seasons with the Indianapolis Colts (2018-20). During that time he appeared in 96 games with 56 starts and amassed 200 tackles, 30.5 sacks, 53 quarterback hits, 17 passes defended, three forced fumbles and three fumble recoveries.

In 2020, Autry collected 33 tackles, 7.5 sacks, 10 quarterback pressures and nine tackles for loss in 14 games with the Colts. His 13 starts were the second-highest total of his career (14 in 2019).

In 2018, Autry led the Colts with a career-best nine sacks in his first season in Indianapolis. He also posted career highs with 13 tackles for loss and two forced fumbles.

The Albemarle, N.C., native played in 26 games (23 starts) in two seasons at Mississippi State University, totaling 73 tackles, 16 tackles for loss, six sacks and three forced fumbles. He spent his first two collegiate seasons at East Mississippi Community College where he was an NJCAA All-American and national champion.

2022 Game Notes:

- **Against New York Giants (9/11)**, posted four tackles and two quarterback pressures.

- **At Buffalo (9/19)**, sacked Josh Allen for a four-yard loss in the third quarter. His first sack of 2022 gave him 40.5 career sacks. He added a pass defended and a team-high three quarterback pressures.

- **At Indianapolis (10/2)**, led the team with two sacks and added a forced fumble and a team-high five quarterback pressures. It was his ninth career game with at least two sacks and second with the Titans. In the first quarter, he was credited with a 17-yard sack of Matt Ryan and forced a fumble on the play. The ball was recovered by outside linebacker Bud Dupree and led to a Titans touchdown. It was Autry's third career strip-sack. He added an eight-yard sack in the fourth quarter that helped the Titans preserve a seven-point lead. The third-down play began on the Tennessee 25-yard line, and the Colts missed a field goal on the ensuing play.

- **At Washington (10/9)**, tallied four tackles, including a nine-yard sack of Carson Wentz in the fourth quarter. The play came on third down, forcing

a Washington punt. It was his second consecutive game with at least one sack. He added four quarterback pressures.

➤ **Against Indianapolis (10/23)**, totaled three tackles, including a sack, and added two quarterback pressures and a pass defended. Recorded his fifth sack of the season on a four-yard takedown of Matt Ryan in the fourth quarter. He registered his third consecutive game with at least one sack and secured his fifth career season with at least five sacks.

➤ **At Houston (10/30)**, credited with four quarterback pressures.

➤ **At Kansas City (11/6)**, totaled three tackles, four quarterback pressures and a team-high two sacks. His two sacks of Patrick Mahomes in the second quarter each came on third down to end Chiefs drives, first for a five-yard loss and then for a six-yard loss. It was his 10th career game with at least two sacks. He posted his third consecutive season with at least seven sacks and his fourth total seasons with at least seven sacks.

➤ **Against Denver (11/13)**, tallied a pair of tackles and finished second on the squad with seven quarterback pressures.

➤ **At Green Bay (11/17)**, blocked an extra point attempt in the first quarter. It was his NFL-best 10th total block since his rookie season in 2014. He left the contest with an injury in the third quarter.

➤ **Against Cincinnati (11/27)**, at **Philadelphia (12/4)**, against **Jacksonville (12/11)** and at **Los Angeles Chargers (12/18)**, he was inactive with a knee injury.

➤ **Against Houston (12/24)**, led the defense with one sack and seven quarterback pressures. He tied for third place on the team with seven tackles and also totaled two tackles for loss, two passes defended and one forced fumble. In the first quarter, he was credited with his fifth career forced fumble on a rushing attempt by quarterback Davis Mills, but the ball was recovered by the Texans. In the fourth quarter, he sacked Davis Mills for a three-yard loss.

Autry's Career Regular Season Statistics:

| Year | Team | GP | GS | Tackle | Sack | QBP | TFL | Int | PD | FF | FR |
|---------------|------|------------|-----------|------------|-------------|------------|-----------|----------|-----------|----------|----------|
| 2014 | Oak | 10 | 0 | 13 | 0.0 | 1 | 3 | 0 | 0 | 0 | 0 |
| 2015 | Oak | 14 | 8 | 29 | 3.0 | 7 | 6 | 0 | 4 | 0 | 0 |
| 2017 | Oak | 16 | 3 | 35 | 5.0 | 9 | 9 | 0 | 7 | 0 | 0 |
| 2018 | Ind | 12 | 11 | 37 | 9.0 | 11 | 13 | 0 | 1 | 2 | 1 |
| 2019 | Ind | 14 | 14 | 32 | 3.5 | 11 | 4 | 0 | 4 | 1 | 0 |
| 2020 | Ind | 14 | 13 | 33 | 7.5 | 10 | 9 | 0 | 0 | 0 | 0 |
| 2021 | Ten | 17 | 11 | 32 | 9.0 | 44 | 10 | 0 | 6 | 0 | 0 |
| 2022 | Ten | 11 | 7 | 27 | 8.0 | 42 | 8 | 0 | 4 | 2 | 0 |
| Totals | | 124 | 74 | 275 | 47.5 | 139 | 68 | 0 | 29 | 5 | 3 |

Autry's Career Postseason Statistics:

| Year | Team | GP | GS | Tackle | Sack | QBP | TFL | Int | PD | FF | FR |
|---------------|------|----------|----------|----------|------------|----------|----------|----------|----------|----------|----------|
| 2016 | Oak | 1 | 0 | 3 | 0.0 | 0 | 2 | 0 | 1 | 0 | 0 |
| 2018 | Ind | 2 | 2 | 4 | 1.0 | 3 | 2 | 0 | 0 | 0 | 0 |
| 2020 | Ind | 1 | 1 | 4 | 1.5 | 2 | 1 | 0 | 0 | 1 | 0 |
| 2021 | Ten | 1 | 1 | 3 | 1.5 | 2 | 0 | 0 | 1 | 0 | 0 |
| Totals | | 1 | 1 | 3 | 1.5 | 2 | 0 | 0 | 1 | 0 | 0 |

Autry's Regular Season Single-Game Highs:

- Tackles** - 9 vs. Houston (9/30/18)
- Sacks** - 3 at Jacksonville (12/2/18)
- Forced Fumbles** - 2 at Jacksonville (12/2/18)
- Fumble Recovery** - 1 (Three times, last vs. Miami, 11/25/18)
- Pass Defensed** - 2 (Three times, last at L.A. Rams, 11/7/21)
- Tackles for Loss** - 4 vs. Houston (9/30/18)

Autry's Playoff Single-Game Highs:

- Tackles** - 4 (Three times, last at Buffalo, 1/9/21)
- Sacks** - 1.5 (Twice, last vs. Cincinnati, 1/22/22)
- Forced Fumbles** - 1 at Buffalo (1/9/21)
- Passes Defensed** - 1 (Twice, last vs. Cincinnati, 1/22/22)
- Tackles for Loss** - 2 (Twice, last at Kansas City, 1/12/19)



MOST TOTAL BLOCKS FROM 2014-2022

Since entering the NFL in 2014, **Denico Autry** has recorded a total of 10 blocks, getting a hand on six extra point attempts, three field goals and one punt. Autry leads the NFL in total blocks during that time.

In 2021, Autry's first season in Tennessee, he was credited with a field goal block against the Miami Dolphins on Jan. 2.

In 2022, he has a blocked extra point at Green Bay on Nov. 17.

Most total blocked field goals, extra points and punts from 2014 to 2022:

| Player | FG | Blocked ... | | Total |
|------------------------|----------|-------------|----------|-----------|
| | | PAT | Punt | |
| 1. Denico Autry | 3 | 6 | 1 | 10 |
| 2. Henry Anderson | 3 | 1 | 1 | 5 |
| Margus Hunt | 2 | 3 | 0 | 5 |
| Ra'Shede Hageman | 1 | 4 | 0 | 5 |
| 5. William Gholston | 2 | 2 | 0 | 4 |
| Vincent Taylor | 3 | 1 | 0 | 4 |
| Shelby Harris | 4 | 0 | 0 | 4 |
| Cory Littleton | 0 | 0 | 4 | 4 |
| Derek Barnett | 2 | 2 | 0 | 4 |
| 10. (several tied) | | | | 3 |

#48 • OLB BUD DUPREE

6-4, 269, 8th Year, Kentucky

[Click for complete bio](#)



Outside linebacker **Bud Dupree** is in his eighth NFL season and his second campaign with the Titans in 2022. He was signed by the Titans as an unrestricted free agent on March 19, 2021.

Dupree returned from a season-ending injury with the Steelers in 2020 to play in 11 games with six starts for the Titans in 2021. He totaled 17 tackles, three sacks, 15 quarterback pressures, two tackles for loss, one pass defended and one forced fumble. In the team's divisional playoff game, he added two tackles, a sack and two quarterback pressures.

Dupree spent his first six NFL seasons in Pittsburgh after the Steelers chose him with the 22nd overall draft choice in the 2015 NFL Draft. His totals with the Steelers included 231 tackles, 39.5 sacks, 64 quarterback pressures, 53 tackles for loss, one interception, eight forced fumbles and three fumble recoveries in 81 games.

From 2019 to 2020, Dupree totaled 19.5 sacks, ranking eighth in the NFL despite missing five games. His six strip-sacks tied for fourth in the same period. In his final 17 games in Pittsburgh, he registered at least half a sack on 12 occasions.

In 2020, Dupree started the first 11 games but missed the final five contests due to injury. He totaled eight sacks, 15 quarterback hits, 31 tackles, eight tackles for loss, two forced fumbles and two passes defended.

In 2019, Dupree posted a career-best 11.5 sacks, 68 tackles, 16 tackles for loss, 17 quarterback hits, four forced fumbles, two fumble recoveries and three passes defended in a career-high 16 starts. His 16 tackles for loss ranked fourth in the NFL, while his sack total was the ninth-best in the league.

A native of Irwinton, Ga., Dupree played in 47 games with 38 starts at the University of Kentucky (2011-14) and finished with 247 tackles, 23.5 sacks, 38.0 tackles for loss and four forced fumbles. At the time he left school for the NFL, he ranked second in Wildcat history in career sacks.

2022 Game Notes:

- **Against New York Giants (9/11)**, recorded a six-yard sack in the first quarter. In the second quarter, he registered his fourth career fumble recovery, gaining control of the ball after it was fumbled by Daniel Jones on a sack by Jeffery Simmons. The takeaway led to a Titans field goal. He added six quarterback pressures to tie for the team lead.
- **At Buffalo (9/19)**, posted a quarterback pressure before leaving the game in the second quarter with an injury.
- **Against Las Vegas (9/25)**, he was inactive with a hip injury.
- **At Indianapolis (10/2)**, posted a tackle and a fumble recovery before exiting the game with an injury in the first quarter. He registered a fumble recovery in the first quarter, recovering the ball after it was lost by Matt Ryan. The takeaway led to a Titans touchdown. It was his second fumble recovery of 2022, which matched his career high for a season (2019), and



the play gave him five career fumble recoveries.

- **At Washington (10/9)**, he was inactive with a hip injury.
- **Against Indianapolis (10/23)**, totaled three tackles, including a sack, and added a team-high eight quarterback pressures. In the fourth quarter, he ended a Colts drive with a three-yard sack of Matt Ryan on third down.
- **At Houston (10/30)**, finished with two tackles, one sack and three quarterback pressures. He dropped quarterback Davis Mills for a 13-yard loss in the second quarter. The sack came on third down, forcing the Texans to settle for a field goal.
- **At Kansas City (11/6)**, contributed one tackle and one quarterback pressure before exiting the contest with a hip injury.
- **Against Denver (11/13)** and **at Green Bay (11/17)**, he was inactive with a hip injury.
- **Against Cincinnati (11/27)**, returned to action after missing two games with an injury and tied for the team lead with three quarterback pressures. He added two tackles.
- **At Philadelphia (12/4)**, appeared in his 100th NFL game (regular season) and totaled two tackles, a sack and a forced fumble. He tied for the team lead with two quarterback pressures. In the second quarter, he recorded a strip-sack against Jalen Hurts on third down, but the ball was recovered by the Eagles. It was also his 10th career strip-sack and 10th career forced fumble.
- **Against Jacksonville (12/11)**, finished with six tackles, including a team-high three tackles for loss. He dropped running back Travis Etienne Jr. for a six-yard tackle for loss in the first quarter. He added two passes defended.
- **At Los Angeles Chargers (12/18)**, recorded four quarterback pressures.
- **Against Houston (12/24)**, posted three quarterback pressures.

Dupree's Career Regular Season Statistics:

| Year | Team | GP | GS | Tackle | Sack | QBP | TFL | Int | PD | FF | FR |
|-------------------|------|------------|-----------|------------|-------------|------------|-----------|----------|-----------|-----------|----------|
| 2015 | Pit | 16 | 5 | 26 | 4.0 | 6 | 4 | 0 | 1 | 0 | 0 |
| 2016 | Pit | 7 | 4 | 24 | 4.5 | 6 | 5 | 0 | 1 | 1 | 0 |
| 2017 | Pit | 15 | 15 | 40 | 6.0 | 7 | 12 | 0 | 1 | 0 | 1 |
| 2018 | Pit | 16 | 15 | 42 | 5.5 | 13 | 8 | 1 | 3 | 1 | 0 |
| 2019 | Pit | 16 | 16 | 68 | 11.5 | 17 | 16 | 0 | 3 | 4 | 2 |
| 2020 | Pit | 11 | 11 | 31 | 8.0 | 15 | 8 | 0 | 2 | 2 | 0 |
| 2021 | Ten | 11 | 6 | 17 | 3.0 | 15 | 2 | 0 | 1 | 1 | 0 |
| 2022 | Ten | 11 | 11 | 18 | 4.0 | 33 | 6 | 0 | 1 | 1 | 2 |
| NFL Totals | | 103 | 83 | 266 | 46.5 | 112 | 61 | 1 | 13 | 10 | 5 |

Dupree's Career Postseason Statistics:

| Year | Team | GP | GS | Tackle | Sack | QBP | TFL | Int | PD | FF | FR |
|-----------------------|------|----------|----------|-----------|------------|----------|----------|----------|----------|----------|----------|
| 2015 | Pit | 2 | 2 | 6 | 0.0 | 0 | 2 | 0 | 0 | 0 | 0 |
| 2016 | Pit | 3 | 3 | 15 | 0.5 | 3 | 1 | 0 | 1 | 0 | 0 |
| 2017 | Pit | 1 | 1 | 4 | 0.0 | 0 | 0 | 0 | 0 | 0 | 0 |
| 2021 | Ten | 1 | 0 | 2 | 1.0 | 2 | 1 | 0 | 0 | 0 | 0 |
| Playoff Totals | | 7 | 6 | 27 | 1.5 | 5 | 4 | 0 | 1 | 0 | 0 |

Dupree's Regular Season Single-Game Highs:

- Tackles** - 7 vs. Cleveland (1/1/17)
- Sacks** - 2.5 at Buffalo (12/11/16)
- Interceptions** - 1 at Tampa Bay (9/24/18)
- Forced Fumbles** - 1 (10 times, last at Philadelphia, 12/4/22)
- Fumble Recovery** - 1 (Five times, last at Indianapolis, 10/2/22)
- Passes Defensed** - 2 at Cleveland (9/9/18)

Dupree's Playoff Single-Game Highs:

- Tackles** - 6 vs. Miami (1/8/17)
- Sacks** - 1 vs. Cincinnati (1/22/22)
- Passes Defensed** - 1 at Kansas City (1/15/17)

SACKS FROM 2019 TO 2020

In **Bud Dupree's** final two seasons in Pittsburgh, he ranked eighth in the NFL with 19.5 total sacks despite missing the final five games of the 2020 campaign. He posted 11.5 sacks in 2019 and eight sacks in 2020.

Dupree also ranked ninth in the NFL from 2019 to 2020 with 24 tackles for loss.

Most sacks in the NFL from 2019 to 2020:

| Player | Sacks |
|----------------------|-------------|
| 1. T.J. Watt | 29.5 |
| 2. Shaquil Barrett | 27.5 |
| 3. Aaron Donald | 26.0 |
| Za'Darius Smith | 26.0 |
| 5. Cameron Jordan | 23.0 |
| 6. Myles Garrett | 22.0 |
| 7. Chandler Jones | 20.0 |
| 8. Bud Dupree | 19.5 |
| 9. Joey Bosa | 19.0 |
| Justin Houston | 19.0 |

Out of Dupree's 19.5 sacks from 2019 to 2020, he forced a fumble on six of those plays. His six strip-sacks tied for fourth place in that period.

Most strip-sacks in the NFL from 2019 to 2020:

| Player | Strip-Sacks |
|----------------------|-------------|
| 1. Shaquil Barrett | 8 |
| 2. Yannick Ngakoue | 7 |
| Chandler Jones | 7 |
| 4. Bud Dupree | 6 |
| Jason Pierre-Paul | 6 |
| Myles Garrett | 6 |
| T.J. Watt | 6 |
| Khalil Mack | 6 |
| 9. Aaron Donald | 5 |
| Benson Mayowa | 5 |
| Haason Reddick | 5 |

#58 • OLB HAROLD LANDRY III

6-2, 252, 5th Year, Boston College

[Click for complete bio](#)



Outside linebacker **Harold Landry III** is in his fifth NFL season in 2022. He was selected by the Titans in the second round (41st overall) of the 2018 NFL Draft after the Titans traded up 16 spots in the second round (57 to 41) in order to take the former Boston College standout.

Landry was placed on injured reserve on Sept. 2, 2022.

From the start of his rookie season through 2021, Landry's 31 total sacks led the Titans. Other than **Jevon Kearse** (37), Landry produced the highest sack total by a Titans/Oilers player in his first four NFL seasons since individual sacks became an official NFL statistic in 1982.

From 2018 to 2021, Landry joined Pittsburgh's **Cameron Heyward** as the NFL's only players to be credited with at least 250 tackles (press box statistics), 30 sacks and two interceptions.

In 2021, Landry was named to his first Pro Bowl after starting all 17 games. He registered his third consecutive season to start every contest, extending his streaks to 64 consecutive games played and 52 consecutive starts. At the conclusion of 2021, his starting streak was the sixth-longest active streak in the NFL among all defensive players.

Landry's 12 sacks in 2021 led the Titans, ranked 10th in the NFL and established a career high. He became the first Titans player to record double-digit sacks in a season since **Brian Orakpo** (10.5) in 2016 and the

first Titans player with 12 sacks in a season since **Jason Babin** (12.5) in 2010. Landry tied for second on the squad with 75 tackles, ranked second with a career-high 49 quarterback pressures, led the team with 14 tackles for loss, and added a forced fumble. He joined **Micah Parsons**, **Aaron Donald** and Heyward as the only NFL players in 2021 to post at least 75 tackles and 10 sacks.

Then, in the team's 2021 divisional playoff contest, he recorded 1.5 sacks. He improved his postseason career total to 4.5 sacks, becoming the organization's first player with at least four career postseason sacks since individual sacks became an official statistic in 1982.

In 2020, Landry recorded 16 starts for the second consecutive season. He led the team with 5.5 sacks, a then-career-high 32 quarterback pressures and a then-career-high 10 tackles for loss. He totaled 69 tackles and added one interception and a career-high five passes defended. In one playoff contest, he led the team with 10 tackles and two sacks.

Landry started all 16 games in 2019 and led the Titans with nine sacks. His 28 quarterback pressures ranked second, and he added 81 tackles, four tackles for loss, one pass defended, one forced fumble and two fumble recoveries. He also started all three postseason games and registered a sack and a team-high eight quarterback pressures.

As a rookie in 2018, he played in 15 games with three starts. His 4.5 sacks tied for third place on the team, and he also tied for second on the defense with 18 quarterback pressures.

In 46 career games playing defensive end for Boston College, Landry totaled 160 tackles, 26 sacks, 47.5 tackles for loss, seven passes defended, 10 forced fumbles, one fumble recovery and one interception. His 26 career sacks were exceeded in school history by only **Mathias Kiwanuka** (37.5 from 2002-05).

As a senior in 2017, Landry played and started eight games before a season-ending ankle injury ended his year. He finished second on the team with five sacks and totaled 38 tackles, 8.5 tackles for loss and two passes defended.

In 2016, Landry set the school's single-season record with 16.5 sacks, which led the nation. He added seven forced fumbles, which also led the country, while his 22 tackles for loss ranked fifth nationally and ranked second all-time for the Eagles. His numerous honors included Walter Camp second-team All-America, AP second-team All-America and second-team All-ACC by the Atlantic Coast Sports Media Association and the league's head coaches.

He is a native of Spring Lake, N.C.

2022 Game Notes:

- Placed on injured reserve on Sept. 2.

Landry's Career Regular Season Statistics:

| Year | GP | GS | Tackle | Sack | QBP | TFL | Int | PD | FF | FR |
|---------------|-----------|-----------|------------|-------------|------------|-----------|----------|----------|----------|----------|
| 2018 | 15 | 3 | 46 | 4.5 | 18 | 2 | 0 | 2 | 1 | 0 |
| 2019 | 16 | 16 | 81 | 9.0 | 28 | 4 | 1 | 1 | 1 | 2 |
| 2020 | 16 | 16 | 69 | 5.5 | 29 | 10 | 1 | 5 | 0 | 0 |
| 2021 | 17 | 17 | 75 | 12.0 | 49 | 14 | 0 | 0 | 1 | 0 |
| 2022 | 0 | 0 | 0 | 0.0 | 0 | 0 | 0 | 0 | 0 | 0 |
| Totals | 64 | 52 | 271 | 31.0 | 127 | 30 | 2 | 8 | 3 | 2 |

Landry's Career Postseason Statistics:

| Year | GP | GS | Tackle | Sack | QBP | TFL | Int | PD | FF | FR |
|---------------|----------|----------|-----------|------------|-----------|----------|----------|----------|----------|----------|
| 2019 | 3 | 3 | 8 | 1.0 | 8 | 1 | 0 | 1 | 0 | 0 |
| 2020 | 1 | 1 | 10 | 2.0 | 4 | 1 | 0 | 0 | 0 | 0 |
| 2021 | 1 | 1 | 6 | 1.5 | 5 | 1 | 0 | 0 | 0 | 0 |
| Totals | 5 | 5 | 24 | 4.5 | 17 | 3 | 0 | 1 | 0 | 0 |

Landry's Regular Season Single-Game Highs:

- Tackles** - 8 (Three times, last vs. Buffalo, 10/18/21)
- Sacks** - 2 (Three times, last vs. Buffalo, 10/18/21)
- Quarterback Pressures** - 9 at N.Y. Giants (12/16/18)
- Interceptions** - 1 (Twice, last vs. Jacksonville, 9/20/20)
- Forced Fumbles** - 1 (Three times, last at Indianapolis, 10/31/21)
- Fumble Recovery** - 1 (Twice, last vs. Tampa Bay, 10/27/19)

Landry's Playoff Single-Game Highs:

- Tackles** - 10 vs. Baltimore (1/10/21)
- Sacks** - 2 vs. Baltimore (1/10/21)
- Quarterback Pressures** - 5 vs. Cincinnati (1/22/22)

2021 NFL SACK LEADERS

With a career-high 12 sacks in 2021, Titans outside linebacker **Harold Landry III** ranked fifth in the AFC and 10th in the NFL.

In the franchise's "Titans era" (1999–present), his 12 sacks tied for the fourth-highest single-season total and were the most since **Jason Babin** produced 12.5 sacks in 2010.

Most sacks in 2021:

| Player | Team | Sacks |
|------------------------------|-------------------------|-------------|
| 1. T.J. Watt | Pittsburgh Steelers | 22.5 |
| 2. Robert Quinn | Chicago Bears | 18.5 |
| 3. Myles Garrett | Cleveland Browns | 16.0 |
| 4. Nick Bosa | San Francisco 49ers | 15.5 |
| 5. Trey Hendrickson | Cincinnati Bengals | 14.0 |
| 6. Micah Parsons | Dallas Cowboys | 13.0 |
| 7. Cameron Jordan | New Orleans Saints | 12.5 |
| Matt Judon | New England Patriots | 12.5 |
| Aaron Donald | Los Angeles Rams | 12.5 |
| 10. Harold Landry III | Tennessee Titans | 12.0 |

FRANCHISE SACK LEADERS

At the conclusion of the 2021 season, his fourth NFL season, **Harold Landry III** had 31 career sacks, a total that tied for 12th in franchise history.

In the franchise's "Titans era" (1999–present), his sack total ranks behind only **Jevon Kearse** (52), **Jurrell Casey** (51), **Derrick Morgan** (44.5) and **Kyle Vanden Bosch** (38.5).

Franchise career sack leaders*:

| Player | Seasons | Sacks |
|------------------------------|----------------------|-------------|
| 1. Elvin Bethea | 1968–1983 | 105.0 |
| 2. Ray Childress | 1985–1995 | 75.5 |
| 3. Jesse Baker | 1979–1987 | 66.0 |
| 4. William Fuller | 1986–1993 | 59.0 |
| 5. Sean Jones | 1988–1993 | 57.5 |
| 6. Jevon Kearse | 1999–2003, 2008–2009 | 52.0 |
| 7. Jurrell Casey | 2011–2019 | 51.0 |
| 8. Robert Brazile | 1975–1984 | 48.0 |
| 9. Ted Washington | 1973–1982 | 45.0 |
| 10. Derrick Morgan | 2010–2018 | 44.5 |
| 11. Kyle Vanden Bosch | 2005–2009 | 38.5 |
| 12. Harold Landry III | 2018–2021 | 31.0 |
| Curley Culp | 1974–1980 | 31.0 |

* Individual sacks did not become an official NFL statistic until 1982.



SACKS IN FIRST FOUR SEASONS

From the start of his rookie season in 2018 through 2021, **Harold Landry III's** 31 total sacks led the Titans. Other than **Jevon Kearse** (37.0 sacks from 1999 through 2001), Landry produced the highest sack total by a Titans/Oilers player in his first four NFL seasons since individual sacks became an official NFL statistic in 1982.

Most sacks for the Titans/Oilers in a player's first three NFL seasons, 1982–2020:

| Player | Seasons | Sacks |
|-----------------------------|------------------|-------------|
| 1. Jevon Kearse | 1999–2002 | 37.0 |
| 2. Harold Landry III | 2018–2021 | 31.0 |
| 3. Ray Childress | 1985–1988 | 23.0 |
| 4. Kenny Holmes | 1997–2000 | 22.5 |
| 5. Jurrell Casey | 2011–2014 | 21.0 |
| 6. Travis LaBoy | 2004–2007 | 19.5 |
| 7. Derrick Morgan | 2010–2013 | 16.5 |
| 8. Gary Walker | 1995–1998 | 16.0 |
| 9. (two tied) | | 15.5 |

CONSECUTIVE GAMES WITH A HALF SACK

When **Harold Landry III** registered a sack against the New Orleans Saints on Nov. 14, he joined **Jevon Kearse** as the only Titans/Oilers players since individual sacks became an official NFL statistic in 1982 to produce at least a half sack in eight consecutive games. Kearse had a half sack or more in each of the final 10 games of his 1999 NFL Defensive Rookie of the Year campaign and in the first two games of his second season.

In 2019, Landry recorded five consecutive games with at least a half sack.

Most consecutive games with at least a half sack for the Titans/Oilers (1982–present):

| Player | Dates | Consecutive Games |
|-----------------------------|-------------------------------------|-------------------|
| 1. Jevon Kearse | Oct. 31, 1999–Sept. 10, 2000 | 12 |
| 2. Harold Landry III | Sept. 26, 2021–Nov. 14, 2021 | 8 |
| 3. Sean Jones | Nov. 4, 1990–Dec. 23, 1990 | 7 |
| Kevin Carter | Dec. 16, 2002–Sept. 28, 2003 | 7 |
| 5. Jevon Kearse | Sept. 28, 2003–Nov. 9, 2003 | 6 |
| William Fuller | Sept. 8, 1991–Oct. 20, 1991 | 6 |
| 7. Harold Landry III | Oct. 27, 2019–Dec. 1, 2019 | 5 |
| Brian Orakpo | Sept. 18, 2016–Oct. 16, 2016 | 5 |
| Sean Jones | Nov. 1, 1992–Nov. 26, 1992 | 5 |
| Lee Williams | Sept. 13, 1992–Oct. 18, 1992 | 5 |

MORE TITANS OUTSIDE LINEBACKERS

57 - OLB TARELL BASHAM

6-4, 266, 6th Year, Ohio

- Tarell Basham was signed by the Titans as a free agent on Dec. 5, 2022.
- Prior to joining the Titans, Basham appeared in 77 games over five-plus seasons with the Indianapolis Colts (2017-18), New York Jets (2018-20) and Dallas Cowboys (2021-22). During that time, he tallied 11.0 sacks, 123 tackles, 12 tackles for loss, five forced fumbles, two fumble recoveries and one interception.
- He appeared in two games for the Cowboys in 2022 before he was released and signed with the Titans.
- In 2021, Basham played in all 17 games for the Cowboys with six starts. He totaled 39 tackles, 3.5 sacks, three tackles for loss, one forced fumble and one fumble recovery.
- A native of Rocky Mount, Va., he entered the NFL as a third-round pick by the Colts in 2017, after a four-year career at Ohio University, where he played 51 games and recorded a school-record 29.5 sacks.



99 - OLB RASHAD WEAVER

6-4, 259, 2nd Year, Pittsburgh

- Rashad Weaver was selected by the Titans in the fourth round (135th overall) of the 2021 NFL Draft.
- As a rookie in 2021, Weaver totaled two tackles in two games before being placed on injured reserve on Sept. 28.
- In four seasons at the University of Pittsburgh (2017-20), Weaver appeared in 35 games with 28 starts. He tallied 110 tackles, 34.5 tackles for loss, 17.0 sacks, nine passes defended, 28 quarterback pressures, five forced fumbles and four fumble recoveries.
- As a senior in 2020, he started nine games and totaled 35 tackles, 14.5 tackles for loss, 7.5 sacks, 12 quarterback pressures, two passes defended, three forced fumbles and one fumble recovery. Weaver was also Awarded first team All-ACC honors and was a semifinalist for the Bednarik Award.
- He is a native of Fort Lauderdale, Fla.



2022 Game Notes:

- **Against New York Giants (9/11)**, totaled four tackles, three quarterback pressures and his first two career sacks. In the first quarter, he recorded his first career sack, dropping Daniel Jones for a five-yard loss. In the third quarter, he notched a two-yard sack on third down to end a Giants drive.
- **Against Las Vegas (9/25)**, totaled two tackles, one sack and four quarterback pressures. He recorded his third sack of the season, dropping Derek Carr for a seven-yard loss in the second quarter. The sack came on third down to help force a punt.
- **At Indianapolis (10/2)**, totaled two tackles and three quarterback pressures and was credited with a three-yard sack and forced fumble in the third quarter. He knocked the ball out of Matt Ryan's hands, but it was recovered by the Colts. It was Weaver's team-leading fourth sack of 2022 (fourth career) and his first career forced fumble.
- **At Washington (10/9)**, helped force a turnover on downs in the third quarter, deflecting a Carson Wentz pass that bounced incomplete. He was also credited with a tackle and a quarterback pressure in the contest.
- **At Kansas City (11/6)**, tied for the team lead with five quarterback pressures.
- **Against Denver (11/13)**, produced two tackles, 1.5 sacks, one pass defended, one forced fumble and a team-high eight quarterback pressures. He tallied 1.5 sacks on the final defensive series of the game to help seal the victory. He split a two-yard sack of Russell Wilson with DeMarcus Walker, and later in the same drive, he registered his second career strip-sack (ball recovered by Denver).
- **At Green Bay (11/17)**, led the team with three quarterback pressures.
- **At Philadelphia (12/4)**, contributed three tackles, one tackle for loss and one quarterback pressure.
- **Against Jacksonville (12/11)**, posted a tackle for loss and tied for the team lead with two passes defended.
- **At Los Angeles Chargers (12/18)**, led the defense with five quarterback pressures and added a pair of tackles.
- **Against Houston (12/24)**, totaled three tackles, one tackle for loss and two quarterback pressures.





TITANS CORNERBACKS

| No. | Name | Ht | Wt | Exp | College |
|-----|-------------------------|------|-----|-----|-----------------|
| 30 | Avery, Tre | 5-11 | 181 | R | Rutgers |
| 3 | Farley, Caleb (IR) | 6-2 | 197 | 2 | Virginia Tech |
| 26 | Fulton, Kristian | 5-11 | 197 | 3 | Louisiana State |
| 38 | Harris, Davontae | 5-11 | 205 | 5 | Illinois State |
| 35 | Jackson, Chris (IR) | 5-10 | 193 | 3 | Marshall |
| 32 | Mabin, Greg | 6-2 | 200 | 6 | Iowa |
| 21 | McCreary, Roger | 5-11 | 190 | R | Auburn |
| 39 | Mitchell, Terrance (IR) | 5-11 | 191 | 9 | Oregon |
| 24 | Molden, Elijah (IR) | 5-10 | 192 | 2 | Washington |
| 23 | Reid, John | 5-10 | 187 | 3 | Penn State |

#3 • CB CALEB FARLEY

6-2, 197, 2nd Year, Virginia Tech
[Click for complete bio](#)



Cornerback **Caleb Farley** is in his second NFL season in 2022. He was selected by the Titans in the first round (22nd overall) of the 2021 NFL Draft.

Farley appeared in three games with one start during his rookie season. He finished with four tackles and one pass defended before his season came to a premature end due to a knee injury. He spent the remainder of the season on injured reserve.

Farley played two seasons at Virginia Tech, appearing in 24 games with 23 starts. His career totals included six interceptions, 25 passes defended, 56 tackles, one sack, two quarterback hits and seven kickoff returns for 152 yards (21.7 avg.).

Farley redshirted as a wide receiver in 2017 and then began playing cornerback for the first time in his redshirt freshman campaign in 2018. He continued playing for the Hokies in 2019 and then opted out of the 2020 campaign due to COVID-19 concerns.

In 2019, he started all 11 games in which he appeared and was named first team All-ACC after leading the conference with 16 passes defended. His four interceptions tied for second place in the conference. He also totaled 20 tackles and a quarterback hit.

In 2018, he earned honorable mention for the Mayo Clinic Comeback Player of the Year Award after registering 36 tackles, one tackle for loss, one sack, two interceptions and nine passes defended. He also added seven kickoff returns for 152 total yards (21.7 avg.).

Farley is a native of Maiden, N.C.

2022 Game Notes:

- **At Buffalo (9/19)**, registered a career-high four tackles.
- **At Indianapolis (10/2)**, tied his career high with four tackles.
- Placed on injured reserve on Nov. 15, 2022.

Farley's Career Regular Season Statistics:

| Year | GP | GS | Tackle | Sack | QBP | TFL | Int | PD | FF | FR |
|---------------|-----------|----------|-----------|------------|----------|----------|----------|----------|----------|----------|
| 2021 | 3 | 1 | 4 | 0.0 | 0 | 0 | 0 | 1 | 0 | 0 |
| 2022 | 9 | 1 | 10 | 0.0 | 0 | 0 | 0 | 0 | 0 | 0 |
| Totals | 12 | 2 | 14 | 0.0 | 0 | 0 | 0 | 1 | 0 | 0 |

Farley's Regular Season Single-Game Highs:

Tackles - 4 (Twice, last at Indianapolis, 10/2/22)
Passes Defended - 1 at Jacksonville (10/10/21)

#26 • CB KRISTIAN FULTON

5-11, 197, 3rd Year, Louisiana State
[Click for complete bio](#)



Cornerback **Kristian Fulton** is in his third NFL season in 2022. He was selected by the Titans in the second round (61st overall) of the 2020 NFL Draft.

In 2021, Fulton became a mainstay in the Titans lineup, starting all 13 games in which he played. He contributed two interceptions and tied for 11th in the NFL with a team-high 14 passes defended. Among all players in their first two NFL seasons, his 14 passes defended in 2021 tied for the league's fourth-highest total. He also contributed 40 tackles during the regular season and added six stops in the team's divisional playoff contest.

In 2020, Fulton appeared in six games with two starts as a rookie. He totaled 16 tackles, one interception, one pass defended, one sack, one quarterback pressure and one tackle for loss. He also played in one postseason contest.

Prior to entering the NFL, the New Orleans, La., native was a two-year starter at Louisiana State. He appeared in 28 games with 25 starts and finished his career with 65 tackles, 25 passes defended and two interceptions.

As a senior in 2019, he started all 15 games and posted 38 tackles, one tackle for loss, 15 passes defended and one interception. He was recognized with second-team All-SEC honors from the Associated Press. In his final collegiate game, Fulton helped LSU secure a National Championship victory over Clemson with a career-high six tackles and one pass defended.

2022 Game Notes:

- **Against New York Giants (9/11)**, set a career high and tied for third on the team with six total tackles. He was also credited with his first career forced fumble in the fourth quarter when he knocked the ball out of Saquon Barkley's hands, but the ball went out of bounds.
- **At Buffalo (9/19)**, he was inactive with a hamstring injury.
- **Against Las Vegas (9/25)**, returned to the starting lineup and tied his career high with six tackles, including a team-high two tackles for loss. He added a pass defended.
- **At Indianapolis (10/2)**, recorded his first career fumble recovery, pouncing on the ball after it was fumbled by Jonathan Taylor in the fourth quarter. The takeaway, which occurred in Titans territory, helped the Titans preserve their seven-point lead. He added three tackles and one pass defended.
- **Against Indianapolis (10/23)**, tied a career high with six tackles.
- **At Houston (10/30)**, tallied an interception, three tackles and a team-high two passes defended. He produced his first interception of the season and the fourth interception of his career, picking off a Davis Mills pass in the first quarter.
- **At Kansas City (11/6)**, led the team with two passes defended and added four tackles.
- **Against Denver (11/13)**, he was inactive with a hamstring injury.
- **At Green Bay (11/17)**, registered four tackles.





- **Against Cincinnati (11/27)**, tied for third place on the defense and tied his career high with six tackles.
- **At Philadelphia (12/4)**, registered one tackle before leaving the game with an injury in the second quarter.
- **Against Jacksonville (12/11)**, at **Los Angeles Chargers (12/18)** and **against Houston (12/24)**, he was inactive with a groin injury.

Fulton's Career Regular Season Statistics:

| Year | GP | GS | Tackle | Sack | QBP | TFL | Int | PD | FF | FR |
|---------------|-----------|-----------|-----------|------------|----------|----------|----------|-----------|----------|----------|
| 2020 | 6 | 2 | 16 | 1.0 | 1 | 1 | 1 | 1 | 0 | 0 |
| 2021 | 13 | 13 | 40 | 0.0 | 0 | 0 | 2 | 14 | 0 | 0 |
| 2022 | 10 | 10 | 43 | 0.0 | 0 | 3 | 1 | 5 | 1 | 1 |
| Totals | 29 | 25 | 99 | 1.0 | 1 | 4 | 4 | 20 | 1 | 1 |

Fulton's Career Postseason Statistics:

| Year | GP | GS | Tackle | Sack | QBP | TFL | Int | PD | FF | FR |
|---------------|----------|----------|----------|------------|----------|----------|----------|----------|----------|----------|
| 2020 | 1 | 0 | 0 | 0.0 | 0 | 0 | 0 | 0 | 0 | 0 |
| 2021 | 1 | 1 | 6 | 0.0 | 0 | 0 | 0 | 0 | 0 | 0 |
| Totals | 2 | 1 | 6 | 0.0 | 0 | 0 | 0 | 0 | 0 | 0 |

Fulton's Regular Season Single-Game Highs:

- Tackles** - 6 (Four times, last vs. Cincinnati, 11/27/22)
- Sacks** - 1 at Minnesota (9/27/20)
- Interceptions** - 1 (Four times, last at Houston, 10/30/22)
- Fumble Recoveries** - 1 at Indianapolis (10/2/22)

Fulton's Playoff Single-Game Highs:

- Tackles** - 6 vs. Cincinnati (1/22/22)

MOST PASSES DEFENSED IN 2021

In his second NFL season, cornerback **Kristian Fulton** tied for 11th place in the NFL and led the Titans defense with 14 passes defended. Among all players in their first two NFL seasons in 2021, he tied for the fourth-highest total behind only **Trevon Diggs** (21), **A.J. Terrell** (16) and **Bryce Hall** (16).

Most passes defended in 2021:

| Player | Team | Passes Defended |
|------------------------------|--------------------------|-----------------|
| 1. J.C. Jackson | New England Patriots | 23 |
| 2. Trevon Diggs * | Dallas Cowboys | 21 |
| 3. Marshon Lattimore | New Orleans Saints | 19 |
| 4. James Bradberry | New York Giants | 17 |
| Anthony Brown | Dallas Cowboys | 17 |
| 6. Jalen Ramsey | Los Angeles Rams | 16 |
| Kendall Fuller | Washington Football Team | 16 |
| A.J. Terrell * | Atlanta Falcons | 16 |
| Bryce Hall * | New York Jets | 16 |
| Xavien Howard | Miami Dolphins | 16 |
| 11. Kristian Fulton * | Tennessee Titans | 14 |
| Chidobe Awuzie | Cincinnati Bengals | 14 |
| Pat Surtain II * | Denver Broncos | 14 |
| Eric Stokes * | Green Bay Packers | 14 |

* Rookie, first-year or second-year player in 2021

#21 • CB ROGER McCREARY

5-11, 190, Rookie, Auburn
[Click for complete bio](#)



Cornerback **Roger McCreary** was selected by the Titans in the second round (35th overall) of the 2022 NFL Draft.

During four seasons at Auburn (2018-21), McCreary appeared in 43 games with 23 starts and posted 135 tackles, five interceptions, 35 passes defended, 10 stops for loss, a forced fumble and two fumble recoveries.

As a senior in 2021, McCreary started 12 games at cornerback for the Tigers and collected a career-best 49 tackles, an interception, a sack, two stops for loss and a team-best 16 passes defended. He was a first-team All-America selection by The Athletic, Associated Press, ESPN and Reese's Senior Bowl.

As a junior in 2020, he established career highs with three interceptions and seven tackles for loss.

McCreary is a native of Mobile, Ala.

2022 Game Notes:

- **Against New York Giants (9/11)**, recorded a start in his NFL debut and posted two tackles. He and right tackle Nicholas Petit-Frere became the 20th and 21st rookies for the Titans since 1999 to start a season opener. Since head coach Mike Vrabel arrived in 2018, McCreary and Petit-Frere became the third and fourth rookies to start in Week 1, joining wide receiver A.J. Brown (2019) and defensive back Chris Jackson (2020).
- **At Buffalo (9/19)**, started for the second consecutive week and led the defense with 11 tackles.
- **Against Las Vegas (9/25)**, led the team in tackles for the second consecutive game and added a pass defended. He posted 10 tackles one week after leading the defense with 11 stops.
- **At Indianapolis (10/2)**, tied for the team lead with seven tackles, including a tackle for loss.
- **Against Indianapolis (10/23)**, totaled five tackles and a pass defended.
- **At Houston (10/30)**, finished second on the defense with six tackles.
- **At Kansas City (11/6)**, recorded his first career interception on a deflected pass from Patrick Mahomes to Travis Kelce in the third quarter. He added eight tackles.
- **Against Denver (11/13)**, notched five tackles.
- **At Green Bay (11/17)**, posted five tackles.
- **Against Cincinnati (11/27)**, posted two tackles and one pass defended.
- **At Philadelphia (12/4)**, registered four tackles.
- **Against Jacksonville (12/11)**, tallied five tackles.
- **At Los Angeles Chargers (12/18)**, totaled three tackles and a team-high two passes defended while also helping to force a turnover late in the second quarter. While he was in the air going out of bounds in his own end zone, he caught Justin Herbert's pass and lateraled the ball to teammate Joshua Kalu, who secured it for the interception.
- **Against Houston (12/24)**, produced five tackles.

McCreary's 2022/Career Regular Season Statistics:

| Year | GP | GS | Tackle | Sack | QBP | TFL | Int | PD | FF | FR |
|------|----|----|--------|------|-----|-----|-----|----|----|----|
| 2022 | 15 | 15 | 81 | 0.0 | 1 | 2 | 1 | 6 | 0 | 0 |



McCreary's Regular Season Single-Game Highs:

Tackles - 11 at Buffalo (9/19/22)

Interceptions - 1 at Kansas City (11/6/22)


McCreary's College Statistics (Auburn):

| Year | GP | GS | Tackle | Sack | TFL | Int | PD | FF | FR |
|---------------|-----------|-----------|------------|------------|-----------|----------|-----------|----------|----------|
| 2018 | 7 | 0 | 5 | 0.0 | 0 | 0 | 1 | 0 | 0 |
| 2019 | 13 | 1 | 36 | 0.0 | 1 | 1 | 12 | 0 | 1 |
| 2020 | 10 | 10 | 45 | 0.0 | 7 | 3 | 6 | 1 | 0 |
| 2021 | 12 | 12 | 49 | 1.0 | 2 | 2 | 16 | 0 | 1 |
| Totals | 42 | 23 | 135 | 1.0 | 10 | 6 | 35 | 1 | 2 |

#24 • CB ELIJAH MOLDEN

5-10, 192, 2nd Year, Washington

[Click for complete bio](#)



Cornerback **Elijah Molden** is in his second NFL season in 2022. He was selected by the Titans in the third round (100th overall) of the 2021 NFL Draft.

As a rookie in 2021, Molden appeared in 16 games with seven starts. He ranked fifth on the team and first among Titans rookies with 60 tackles and registered one interception for a touchdown. He was one of six rookie defensive backs with at least 60 tackles and one interception. Additionally, he contributed six quarterback pressures, three tackles for loss, four passes defended, one forced fumble, one fumble recovery and two stops on special teams. In the team's divisional playoff contest, he started and registered two tackles.

Prior to arriving in Tennessee, Molden totaled 153 tackles, five interceptions, 25 passes defended, four forced fumbles and two fumble recoveries in 44 games at the University of Washington. He earned first team All-Pac-12 honors on defense as a junior and senior and was named second team All-Pac-12 as an all-purpose/special teams player as a sophomore.

In 2020, Washington's football season was limited to four games due to the COVID-19 pandemic. Molden started all four contests and finished third on the squad with 26 tackles to go with one interception and two passes defended.

In 2019, Molden set career highs with a team-high 79 tackles, four interceptions and three forced fumbles with the Huskies.

He is a native of West Linn, Oregon.

2022 Game Notes:

- Placed on injured reserve on Sept. 9, 2022.
- Activated from injured reserve to the 53-man roster on Nov. 12, 2022.
- **Against Denver (11/13)**, started in his first appearance of 2022. He recorded three tackles, including a tackle for loss, before leaving the game in the second half with an injury.
- **At Green Bay (11/17)**, he was inactive with a groin injury.
- **Against Cincinnati (11/27)**, he posted two tackles.
- **At Philadelphia (12/4)**, he was inactive with a groin injury.
- Placed on injured reserve on Dec. 7, 2022.

Molden's Career Regular Season Statistics:

| Year | GP | GS | Tackle | Sack | QBP | TFL | Int | PD | FF | FR |
|---------------|-----------|----------|-----------|------------|----------|----------|----------|----------|----------|----------|
| 2021 | 16 | 7 | 60 | 0.0 | 6 | 3 | 1 | 4 | 1 | 1 |
| 2022 | 2 | 1 | 5 | 0.0 | 1 | 1 | 0 | 0 | 0 | 0 |
| Totals | 18 | 8 | 65 | 0.0 | 7 | 4 | 1 | 4 | 1 | 1 |

Molden's Career Postseason Statistics:

| Year | GP | GS | Tackle | Sack | QBP | TFL | Int | PD | FF | FR |
|---------------|----------|----------|----------|------------|----------|----------|----------|----------|----------|----------|
| 2021 | 1 | 1 | 2 | 0.0 | 0 | 0 | 0 | 0 | 0 | 0 |
| Totals | 1 | 1 | 2 | 0.0 | 0 | 0 | 0 | 0 | 0 | 0 |

Molden's Regular Season Single-Game Highs:

Tackles - 8 (Three times, last at L.A. Rams, 11/7/21)

Interceptions - 1 at Indianapolis (10/31/21)

Passes Defended - 2 at Indianapolis (10/31/21)

Forced Fumbles - 1 at Jacksonville (10/10/21)

Fumble Recoveries - 1 vs. Miami (1/2/22)

Molden's Playoff Single-Game Highs:

Tackles - 2 vs. Cincinnati (1/22/22)

MORE TITANS CORNERBACKS

30 - CB TRE AVERY

5-11, 181, Rookie, Rutgers



➤ Tre Avery was signed by the Titans as a rookie free agent on May 13, 2022.

➤ In four seasons at Rutgers (2018-21), Avery appeared in 35 games with 22 starts. He totaled 92 career tackles, 4.5 tackles for loss, one sack, four interceptions, 17 passes defended and one forced fumble. He added eight kick returns for 169 yards.

➤ As a senior in 2021, he appeared in 12 games with nine starts and tallied a career-high-tying 37 tackles to go along with 1.5 tackles for loss, one interception and six passes defended.

➤ As a junior in 2020, he started all nine games and recorded career-bests with 37 tackles, two tackles for loss and a team-high-tying eight passes defended. He also had an interception and was named third-team All-Big Ten by the league's coaches and media.

➤ Transferred to Rutgers in 2017 from Toledo, where he did not appear in a game.

➤ He is a native of Baltimore, Md.

2022 Game Notes:

➤ **Against New York Giants (9/11)**, led the team with three total special teams tackles in his NFL debut.

➤ **At Buffalo (9/19)**, registered his first career start and totaled three tackles. He also recovered a Titans fumble on special teams.

➤ **Against Denver (11/13)**, led the team with two special teams tackles.

➤ **At Green Bay (11/17)**, led the team with two passes defended and added a stop for loss.

➤ **Against Cincinnati (11/27)**, registered two tackles and a team-high two passes defended.

➤ **At Philadelphia (12/4)**, tied for the team lead and established a career high with seven tackles. He also led the team with two passes defended.

➤ **Against Houston (12/24)**, totaled three tackles and a pass defended in his second career start. In the third quarter, he helped force a turnover, tipping a pass by Davis Mills. The ball was subsequently intercepted by linebacker Jack Gibbens.

38 - DB DAVONTAE HARRIS

5-11, 200, 5th year, Illinois State



➤ The Titans signed Davontae Harris to the team's practice squad during Week 11 of the 2022 season and signed him to the 53-man roster on Dec. 17, 2022.

➤ Prior to joining the Titans, Harris played in 37 games with nine starts over four NFL seasons with Cincinnati (2018), Denver (2019-20), Baltimore (2020), San Francisco (2021) and the Los Angeles Chargers (2021). His totals during that time included 42 tackles, four pass deflections and one forced fumble.

➤ He was selected by the Bengals in the fifth round (151st overall) of the 2018 NFL Draft.

➤ Harris played four college seasons at Illinois State (2014-17), where he appeared in 49 games totaling 208 tackles, three sacks, four interceptions, 39 passes defended and one forced fumble.

35 - DB CHRIS JACKSON

5-10, 193, 3rd Year, Marshall



➤ Chris Jackson was selected by the Titans in the seventh round (243rd overall) of the 2020 NFL Draft.

➤ In 2021, Jackson participated in 12 games with three starts. He finished with 33 tackles, two quarterback pressures, one tackle for loss, four passes defended and one stop on special teams. He also played in the team's divisional playoff contest.

➤ In 2020, he appeared in 11 games with three starts as a rookie. He totaled 21 tackles, one tackle for loss, one pass defended and three special teams stops.

➤ Jackson started and registered a tackle in his NFL debut on Monday Night Football at Denver on Sept. 14, 2020. He became the franchise's first rookie drafted in the seventh round or later to start a Week 1 game since Sept. 10, 1989, when Oilers ninth-round rookie tight end Bob Mrosko started at Minnesota.

➤ A native of Tallahassee, Fla., he started 48 games during a four-year career at Marshall. He posted 189 tackles, 6.5 tackles for loss, two sacks, seven interceptions with one returned for a touchdown, 45 passes defended

and two fumble recoveries with one returned for a score for the Thundering Herd. His 45 passes defended ranked first in Marshall history, and he earned all-conference recognition in all four of his collegiate seasons.

2022 Game Notes:

- Placed on injured reserve on Sept. 21, 2022.

32 - CB GREG MABIN

6-2, 200, 6th Year, Iowa

➤ Mabin was re-signed by the Titans to the practice squad on Nov. 15, 2022 and then promoted to the 53-man roster on Dec. 10, 2022.

➤ He has had multiple stints with the Titans, originally joining Tennessee's practice squad in 2020, then spending 2021 training camp with the organization and re-joining the club later in 2021.

➤ During the 2021 season, he was re-signed by the Titans off Arizona's practice squad on Oct. 20. He appeared in five games with two starts for the Titans, finishing the campaign with 10 tackles and one pass defended.

➤ He originally signed with the Tampa Bay Buccaneers as a rookie free agent following the 2017 NFL Draft and has also spent time with the Buffalo Bills, San Francisco 49ers, Cincinnati Bengals and Jacksonville Jaguars. His career totals prior to his re-signing in 2021 with the Titans included 34 tackles, six passes defended, one forced fumble and one fumble recovery in 34 games (five starts).

➤ In the final five games of the 2020 season with the Jaguars, he started four games at cornerback.

➤ The Fort Lauderdale, Fla., native initially accepted a scholarship to Iowa to play wide receiver before switching to cornerback following his freshman season.

2022 Game Notes:

- **At Los Angeles Chargers (12/18)**, led the team with nine total tackles.

39 - CB TERRANCE MITCHELL

5-11, 191, 9th Year, Oregon

➤ Terrance Mitchell was signed by the Titans off the New England Patriots practice squad on Sept. 21, 2022.

➤ Prior to arriving in Tennessee, Mitchell appeared in 83 career games with 51 total starts during his time with the Dallas Cowboys (2015), Chicago Bears (2015), Kansas City Chiefs (2016-17), Cleveland Browns (2018-20) and Houston Texans (2021). During that time he totaled eight interceptions, nine forced fumbles, one fumble recovery, one sack and 269 tackles.

➤ In 2021, played in 14 games with 13 starts for the Texans and recorded 60 tackles, one interception and three forced fumbles.

➤ A seventh-round selection by the Cowboys in the 2014 NFL Draft, he played three seasons at the University of Oregon (2011-13). In his final season with the Ducks, he led the team and ranked fifth in the Pac-12 Conference with a career-high five interceptions.

➤ He is a native of Sacramento, Calif.

2022 Game Notes:

➤ **Against Las Vegas (9/25)**, finished second on the team with eight tackles in his first game in a Titans uniform. His total included a tackle for loss.

➤ **Against Indianapolis (10/23)**, credited with three tackles and a forced fumble. In the fourth quarter, he helped seal the victory with a forced fumble. On a reception by Michael Pittman Jr., he knocked the ball loose, and it was recovered by safety Amani Hooker. Following the takeaway, the Titans offense was able to run out the final 3 minutes and 22 seconds of the clock.

➤ **Against Denver (11/13)**, helped seal the victory with an interception at the goal line in the final 20 seconds of the fourth quarter. It was his first interception in a Titans uniform and the ninth interception of his career. He tied for the team lead with three passes defended and led the defense with eight tackles.

➤ Placed on injured reserve on Dec. 22.



TITANS SAFETIES

| No. | Name | Ht | Wt | Exp | College |
|-----|--------------------------|------|-----|-----|------------------------|
| 47 | Adams, Andrew | 5-11 | 202 | 7 | Connecticut |
| 31 | Byard, Kevin | 5-11 | 212 | 7 | Middle Tennessee State |
| 37 | Hooker, Amani | 5-11 | 210 | 4 | Iowa |
| 20 | Johnson Jr., Lonnie (IR) | 6-2 | 213 | 4 | Kentucky |
| 28 | Kalu, Joshua | 6-0 | 203 | 4 | Nebraska |
| 33 | Moore Jr., A.J. (IR) | 5-11 | 200 | 5 | Mississippi |
| 29 | Thompson, Josh | 6-0 | 194 | R | Texas |

#31 • S KEVIN BYARD

5-11, 212, 7th Year, Middle Tennessee State

[Click for complete bio](#)



Safety **Kevin Byard** is in his seventh NFL season in 2022. He was selected by the Titans in the third round (64th overall) of the 2016 NFL Draft.

Byard is one of the team's most accomplished defenders and is among the NFL's most successful safeties in recent years. He finished the 2021 campaign as a three-time team captain, two-time Pro Bowl selection and a two-time Associated Press first-team All-Pro. Since entering the league, he has been a part of six consecutive winning seasons and four playoff berths.

Byard did not miss a game from 2016 through 2021, totaling 97 games in the regular season and seven postseason games. At the conclusion of 2021, his 88 consecutive starts in the regular season was the leading current streak among all Titans players, ranked first in the NFL among defenders, and was the sixth-longest active streak among all players.

Over a five-year period from 2017 through 2021, Byard led all safeties with 23 interceptions. The only players with more interceptions in that time were cornerbacks **Xavien Howard** (27) and **J.C. Jackson** (25). His interception total was 11th on the franchise's all-time list and sixth among all Titans/Oilers safeties.

In 2021, Byard was announced as a starter to his second career Pro Bowl and earned first-team Associated Press All-Pro honors for the second time in his career. He joined **Bruce Matthews** (1999–2000) and **Albert Haynesworth** (2007–2008) as the franchise's only players in its "Titans era" (since 1999) to earn multiple first-team AP All-Pro honors.

Byard led the Titans in 2021 with five interceptions and 88 tackles, becoming the franchise's first player to lead the team in tackles and interceptions in the same season since the team began tracking individual tackle statistics in 1974. It was his second consecutive season to lead the club in tackles and the fourth time in his career he was the interceptions leader. Additionally, his 13 passes defended ranked second on the team and made up the highest total among NFL safeties. He also was credited with one sack, two quarterback pressures, one tackle for loss, two forced fumbles, one fumble recovery and his first two career touchdowns—one on a fumble return and one on an interception return. He was the first Titans player with two defensive touchdowns in the same season since linebacker **Zach Brown** in 2012.

In 2020, Byard was a defensive team captain for the second consecutive season and the team's Walter Payton NFL Man of the Year nominee. His 111 tackles led the team and established a career high. Additionally, he registered one interception, seven passes defended, two quarterback pressures, one tackle for loss and one forced fumble. In one playoff game he produced five tackles, one pass defended and a quarterback pressure.

From 2017 through 2019, no NFL player had more interceptions than Byard, who had 17. His 2019 totals included a team-leading five interceptions, 10 passes defended, 91 tackles, one quarterback pressure and two tackles for loss. In three postseason games, he added 20 tackles and one interception.

In 2018, Byard finished with a team-leading four interceptions, 10 passes defended, 96 tackles and two sacks. He also completed a touchdown pass on a memorable fake punt to help defeat the Houston Texans (Sept. 16).

Byard experienced a breakthrough second-year season in 2017. He was named to the Pro Bowl and earned first-team Associated Press All-Pro honors after tying Detroit's **Darius Slay** for the NFL lead with eight interceptions. He added a pair of fumble recoveries to pace the league with 10 total takeaways.

As a rookie in 2016, Byard played in every game, starting the final seven contests at free safety. His 63 tackles were the most by a Titans rookie safety since **Tank Williams'** 69 tackles in 2002. He also ranked second on the squad with 10 special teams tackles.

During a four-year career at Middle Tennessee State University, he appeared in 49 games and notched 46 starts at safety while becoming one of the most prolific defenders in school history. He set school records with 19 career interceptions, 377 interception return yards and four interception returns for touchdowns, and he finished sixth in MTSU history with 312 career tackles. In total, he had a hand in 25 turnovers (19 interceptions, five forced fumbles and one fumble recovery) during his career and added 17 career passes defended and five tackles for loss. He was twice named first-team All-Conference USA.

As a senior in 2015, Byard appeared in 12 games with nine starts as a permanent team captain and was named first-team All-Conference USA for the second consecutive year. He ranked fourth on the team with 66 tackles and led the squad with four interceptions and six additional pass breakups.

The Lithonia, Ga., native set a career high in college with six interceptions as a junior and forced to fumbles the same season.

2022 Game Notes:

- **Against New York Giants (9/11)**, led the team with 12 tackles.
- **At Buffalo (9/19)**, finished second on the team with seven tackles.
- **Against Las Vegas (9/25)**, credited with four tackles and one interception in his 100th regular-season game in the NFL. Recorded his first interception of 2022 in the fourth quarter, picking off a Derek Carr pass in the end zone and racing 24 yards on the return. With his 24th career interception, he tied Zeke Moore (24) for 10th place on the all-time franchise interception list. With 24 interceptions in his first 100 career games, he recorded the third-highest total among Titans/Oilers players since 1970 in a player's first 100 career games. Only Cris Dishman (26) and Mike Reinfeldt (25) had more.
- **At Indianapolis (10/2)**, posted six tackles and helped limit the Colts to 38 rushing yards.
- **At Washington (10/9)**, finished second on the team with eight tackles.
- **Against Indianapolis (10/23)**, tallied four tackles.
- **At Houston (10/30)**, tied for third place on the team with four tackles.
- **At Kansas City (11/6)**, led the team with 12 total tackles.
- **Against Denver (11/13)**, posted three tackles.
- **At Green Bay (11/17)**, tied for second on the team with six total tackles.
- **Against Cincinnati (11/27)**, finished second on the defense with seven tackles.



➤ **At Philadelphia (12/4)**, tied for the team lead with seven total tackles. He registered his 100th consecutive start at safety, joining five other NFL players who entered the week with active streaks of 100 or more starts (Jake Matthews, Jason Kelce, Charles Leno Jr., Devin McCourty and quarterback Tom Brady). Byard joined linebacker Keith Bulluck (127 consecutive starts) and tackle Michael Roos (119) as the franchise's only players to start 100 consecutive games in the team's "Titans era," which began in 1999.

➤ **Against Jacksonville (12/11)**, posted three tackles and tied for the team lead with two passes defended.

➤ **At Los Angeles Chargers (12/18)**, totaled five tackles and one interception. He picked off a Justin Herbert pass at Tennessee's 17-yard line in the third quarter, recording his second interception of the season. With his 25th career interception, he tied Michael Griffin and Ken Houston (25) for eighth place all-time for the franchise. He tied Griffin for the most interceptions for the franchise during its "Titans era" (1999–present). It provided his fifth NFL season with multiple interceptions.

➤ **Against Houston (12/24)**, finished second on the team with eight tackles and added a tackle on special teams.

Byard's Career Regular Season Statistics:

| Year | GP | GS | Tackle | Sack | QBP | TFL | Int | PD | FF | FR |
|---------------|------------|------------|------------|------------|-----------|-----------|-----------|-----------|----------|----------|
| 2016 | 16 | 7 | 63 | 1.0 | 3 | 5 | 0 | 4 | 0 | 0 |
| 2017 | 16 | 16 | 87 | 0.0 | 3 | 4 | 8 | 18 | 0 | 2 |
| 2018 | 16 | 16 | 96 | 2.0 | 4 | 0 | 4 | 10 | 0 | 0 |
| 2019 | 16 | 16 | 91 | 0.0 | 1 | 2 | 5 | 10 | 0 | 0 |
| 2020 | 16 | 16 | 111 | 0.0 | 2 | 1 | 1 | 7 | 1 | 0 |
| 2021 | 17 | 17 | 88 | 1.0 | 2 | 1 | 5 | 13 | 2 | 1 |
| 2022 | 15 | 15 | 96 | 0.0 | 2 | 0 | 2 | 4 | 0 | 0 |
| Totals | 112 | 103 | 632 | 4.0 | 17 | 13 | 25 | 66 | 3 | 3 |

Byard's Career Postseason Statistics:

| Year | GP | GS | Tackle | Sack | QBP | TFL | Int | PD | FF | FR |
|---------------|----------|----------|-----------|------------|----------|----------|----------|----------|----------|----------|
| 2017 | 2 | 2 | 16 | 0.0 | 0 | 0 | 0 | 0 | 0 | 0 |
| 2019 | 3 | 3 | 20 | 0.0 | 0 | 0 | 1 | 1 | 0 | 0 |
| 2020 | 1 | 1 | 5 | 0.0 | 1 | 0 | 0 | 1 | 0 | 0 |
| 2021 | 1 | 1 | 3 | 0.0 | 0 | 0 | 0 | 0 | 0 | 0 |
| Totals | 7 | 7 | 44 | 0.0 | 1 | 0 | 1 | 2 | 0 | 0 |

Byard's Regular Season Single-Game Highs:

Tackles - 16 vs. Washington (12/22/18)

Sacks - 1 (Four times, last at New England, 11/28/21)

Tackles For Loss - 2 (Twice, last at Miami, 10/8/17)

Interceptions - 3 at Cleveland (10/22/17)

Passes Defended - 3 (Twice, last vs. Baltimore, 11/5/17)

Forced Fumbles - 1 (Twice, last vs. Kansas City, 10/24/21)

Fumble Recoveries - 1 (Three times, last at Jacksonville, 10/10/21)

Byard's Playoff Single-Game Highs:

Tackles - 11 at Baltimore (1/11/20)

Interceptions - 1 at Baltimore (1/11/20)

MOST INTERCEPTIONS FROM 2017–2022

Since the beginning of the 2017 campaign, Titans safety **Kevin Byard** leads all safeties and is tied for second in the NFL with 25 interceptions.

Most interceptions from 2017–2022:

| Player | Interceptions |
|-----------------------|---------------|
| 1. Xavien Howard | 28 |
| 2. Kevin Byard | 25 |
| J.C. Jackson | 25 |
| 4. Justin Simmons | 24 |
| 5. Jordan Poyer | 22 |
| Harrison Smith | 22 |
| 7. Quandre Diggs | 21 |
| 8. Darius Slay | 20 |
| 9. Tyrann Mathieu | 19 |
| Marcus Williams | 19 |

FRANCHISE INTERCEPTION LEADERS

Titans safety **Kevin Byard** is tied with **Michael Griffin** and **Ken Houston** for eighth place on the franchise's all-time interceptions list. He is tied for fourth place among all franchise safeties and is tied with Griffin for the most by any player in the organization's "Titans era" (1999 to present).

Most career interceptions in franchise history:

| Player (Position) | Years | Int | Yds | Avg | Lg | TD |
|---------------------------|----------------|-----------|------------|-------------|-----------|----------|
| 1. Jim Norton (S) | 1960-68 | 45 | 592 | 13.2 | 56 | 1 |
| 2. Cris Dishman (CB) | 1988-96 | 31 | 348 | 11.2 | 43 | 1 |
| 3. Fred Glick (S) | 1961-66 | 30 | 390 | 13.0 | 45 | 1 |
| 4. Tony Banfield (CB) | 1960-65 | 27 | 224 | 8.3 | 58 | 0 |
| W.K. Hicks (CB) | 1964-69 | 27 | 457 | 16.9 | 62 | 0 |
| Darryll Lewis (CB) | 1991-98 | 27 | 540 | 20.0 | 98t | 5 |
| 7. Mike Reinfeldt (S) | 1976-83 | 26 | 375 | 14.4 | 39 | 0 |
| 8. Kevin Byard (S) | 2016-22 | 25 | 303 | 12.1 | 33 | 1 |
| Michael Griffin (S) | 2007-15 | 25 | 328 | 13.1 | 83t | 1 |
| Ken Houston (S) | 1967-72 | 25 | 650 | 26.0 | 78 | 9 |
| 11. Zeke Moore (CB) | 1967-77 | 24 | 444 | 18.5 | 74 | 2 |
| 12. Willie Alexander (CB) | 1971-79 | 23 | 379 | 16.5 | 95t | 1 |
| Samari Rolle (CB) | 1998-04 | 23 | 349 | 15.2 | 81t | 1 |
| 14. Marcus Robertson (S) | 1991-00 | 22 | 428 | 19.5 | 69 | 0 |
| 15. Gregg Bingham (LB) | 1973-84 | 21 | 279 | 13.3 | 54 | 0 |

CONSECUTIVE STARTS

Titans safety **Kevin Byard** has never missed a game in his NFL career and has started every game since the 10th game of his rookie season in 2016.

Among all current defensive players, Byard's active consecutive starting streak ranks second in the NFL behind only New England's **Devin McCourty**.

Longest current starting streak among active NFL defensive players:

| Player | Pos | Current Team | Active Consecutive Starting Streak |
|-----------------------|-----------|-------------------------|------------------------------------|
| 1. Devin McCourty | DB | New England Patriots | 113 |
| 2. Kevin Byard | DB | Tennessee Titans | 103 |
| 3. Adrian Amos | DB | Green Bay Packers | 82 |
| 4. Leonard Floyd | LB | Los Angeles Rams | 80 |
| DaQuan Jones | DL | Buffalo Bills | 80 |
| 6. Grady Jarrett | DL | Atlanta Falcons | 74 |
| 7. Jordan Hicks | LB | Minnesota Vikings | 66 |
| 8. Jonathan Allen | DL | Washington Commanders | 62 |
| 9. Grover Stewart | DL | Indianapolis Colts | 60 |
| 10. Maxx Crosby | DL | Las Vegas Raiders | 57 |

2021 TITANS TACKLE LEADERS

In addition to leading the Titans with five interceptions in 2021, safety **Kevin Byard** also led the defense with 88 total tackles. It was the second consecutive season in which Byard led the Titans in tackles after totaling 111 stops in 2020.

Titans tackle leaders in 2021:

| Player | Position | Total | Solo | Assist |
|-----------------------|----------|-----------|-----------|-----------|
| 1. Kevin Byard | S | 88 | 57 | 31 |
| 2. Harold Landry III | OLB | 75 | 51 | 24 |
| David Long Jr. | ILB | 75 | 46 | 29 |
| 4. Amani Hooker | S | 62 | 38 | 24 |
| 5. Elijah Molden | CB | 60 | 42 | 18 |
| 6. Rashaan Evans | ILB | 57 | 35 | 22 |
| 7. Jayon Brown | ILB | 55 | 35 | 20 |
| 8. Jackrabbit Jenkins | CB | 54 | 38 | 16 |
| Jeffery Simmons | DT | 54 | 42 | 12 |
| 10. Kristian Fulton | CB | 40 | 30 | 10 |



2021 NFL INTERCEPTION LEADERS

Titans safety **Kevin Byard** led the Titans and tied for fourth place in the NFL in 2021 with five interceptions. Only Cowboys cornerback **Trevon Diggs**, Patriots cornerback **J.C. Jackson** and Lions cornerback **Amani Oruwariye** had more.

Most interceptions in 2021:

| Player | Team | Interceptions |
|-----------------------|-------------------------|---------------|
| 1. Trevon Diggs | Dallas Cowboys | 11 |
| 2. J.C. Jackson | New England Patriots | 8 |
| 3. Amani Oruwariye | Detroit Lions | 6 |
| 4. Kevin Byard | Tennessee Titans | 5 |
| Micah Hyde | Buffalo Bills | 5 |
| Jordan Poyer | Buffalo Bills | 5 |
| Quandre Diggs | Seattle Seahawks | 5 |
| Justin Simmons | Denver Broncos | 5 |
| Xavier McKinney | New York Giants | 5 |
| Rasul Douglas | Green Bay Packers | 5 |
| Xavien Howard | Miami Dolphins | 5 |

INTERCEPTIONS IN FIRST SIX SEASONS

Titans safety **Kevin Byard** totaled 23 interceptions from the time he entered the NFL in 2016 as a third-round draft pick through 2021. Since the 1970 NFL-AFL merger, his total tied for first among all franchise players in their first six seasons.

Most interceptions in a Titans/Oilers player's first six seasons, 1970–2021:

| Player (Position) | First Four Seasons | Interceptions |
|---------------------------|--------------------|---------------|
| 1. Kevin Byard (S) | 2016-2021 | 23 |
| Mike Reinfeldt (S) | 1976-1981 | 23 |
| Cris Dishman (CB) | 1988-1993 | 23 |
| 4. Samari Rolle (CB) | 1998-2003 | 22 |
| 5. Michael Griffin (S) | 2007-2012 | 21 |

Among all active NFL players in 2021, only four had more interceptions than Byard in their first six NFL seasons. No other safety had more than Byard's 23 interceptions in the first six seasons of his career.

Active NFL players with the most interceptions their first six NFL seasons (through 2021):

| Player (Position) | First Six Seasons | Interceptions |
|---------------------------|-------------------|---------------|
| 1. Marcus Peters (CB) | 2015–2020 | 31 |
| 2. Richard Sherman (CB) | 2011–2016 | 30 |
| 3. Xavien Howard (CB) | 2016–2021 | 27 |
| 4. J.C. Jackson (CB) | 2018–2021 | 25 |
| 5. Kevin Byard (S) | 2016–2021 | 23 |

2019 NFL INTERCEPTION LEADERS

Titans safety **Kevin Byard** tied for fourth place in the NFL with five interceptions in 2019.

Most interceptions in 2019:

| Player | Interceptions |
|-----------------------|---------------|
| 1. Stephon Gilmore | 6 |
| Anthony Harris | 6 |
| Tre'Davious White | 6 |
| 4. Kevin Byard | 5 |
| J.C. Jackson | 5 |
| Devin McCourty | 5 |
| Janoris Jenkins | 5 |
| Marcus Peters | 5 |
| Minkah Fitzpatrick | 5 |
| Darius Leonard | 5 |
| Kevin King | 5 |
| Joe Haden | 5 |

SEASON INTERCEPTIONS, TEAM HISTORY

Kevin Byard recorded a team-high eight interceptions in 2017. His total tied for seventh in franchise history and was the highest by any franchise player since Oilers cornerback **Rishard Johnson** picked off eight passes in 1990.

Most interceptions in a season, franchise history:

| Player | Season | Position | Interceptions |
|-----------------------|-------------|----------|---------------|
| 1. Mike Reinfeldt | 1979 | S | 12 |
| Fred Glick | 1963 | S | 12 |
| 3. Miller Farr | 1967 | CB | 10 |
| 4. Ken Houston | 1971 | S | 9 |
| W.K. Hicks | 1965 | CB | 9 |
| Jim Norton | 1961 | S | 9 |
| 7. Kevin Byard | 2017 | S | 8 |
| Richard Johnson | 1990 | CB | 8 |
| Pete Jaquess | 1964 | CB | 8 |
| Jim Norton | 1962 | S | 8 |
| Tony Banfield | 1961 | CB | 8 |

2017 NFL LEADERS

Titans safety **Kevin Byard** tied for the NFL lead with eight interceptions in 2017, his second NFL season. He shared the top of the leaderboard with Detroit Lions cornerback **Darius Slay**.

Most interceptions in 2017:

| Player | Team | Position | Interceptions |
|-----------------------|------------------|----------|---------------|
| 1. Kevin Byard | Tennessee | S | 8 |
| Darius Slay | Detroit | CB | 8 |
| 3. Eric Weddle | Baltimore | S | 6 |
| A.J. Bouye | Jacksonville | CB | 6 |
| 5. (five tied) | | | 5 |

Additionally, Byard recorded two fumble recoveries on defense. His 10 total defensive takeaways were the most in the NFL.

Slay ranked second with nine takeaways, while Kansas City cornerback **Marcus Peters** tied Baltimore safety **Eric Weddle** for third place with seven takeaways.

Most total defensive takeaways in 2017:

| Player | Team | Interceptions | Def. Fumble Recoveries | Total Takeaways |
|-----------------------|------------|---------------|------------------------|-----------------|
| 1. Kevin Byard | Ten | 8 | 2 | 10 |
| 2. Darius Slay | Det | 8 | 1 | 9 |
| 3. Marcus Peters | KC | 5 | 2 | 7 |
| Eric Weddle | Bal | 6 | 1 | 7 |
| 5. (four tied) | | | | 6 |

INTERCEPTIONS IN A GAME, TEAM HISTORY

With three interceptions at Cleveland on Oct. 22, 2017, safety **Kevin Byard** tied a franchise record and became the ninth player in franchise history to record three interceptions in a regular season game.

Byard became the first NFL player in 2017 to record three interceptions in a game and the first NFL player to do so since Philadelphia Eagles safety **Kurt Coleman** at Washington on Oct. 16, 2011. He was the first Titans player to record three interceptions in a game since linebacker **Keith Bulluck** accomplished the feat at New Orleans on Monday night, Sept. 24, 2007.

Most interceptions in a game, franchise history:

| Player (Pos) | Date | Opp | Int | Yds | Avg | TD |
|---------------------------|-----------------|------------|----------|-----------|-------------|----------|
| 1. Kevin Byard (S) | 10/22/17 | Cle | 3 | 60 | 20.0 | 0 |
| Keith Bulluck (LB) | 9/24/07 | NO | 3 | 51 | 17.0 | 0 |
| Samari Rolle (CB) | 12/26/99 | Jac | 3 | 66 | 22.0 | 0 |
| Marcus Robertson (S) | 11/21/93 | Cle | 3 | 69 | 23.0 | 0 |
| Willie Alexander (CB) | 11/14/71 | Oak | 3 | 40 | 13.3 | 0 |
| Ken Houston (S) | 10/24/71 | Pit | 3 | 28 | 9.3 | 0 |
| Miller Farr (CB) | 10/15/67 | NYJ | 3 | 128 | 42.7 | 1 |
| W.K. Hicks (CB) | 10/31/65 | Buf | 3 | 50 | 16.7 | 0 |
| Jim Norton (S) | 12/2/62 | Den | 3 | 22 | 7.3 | 0 |

PLAYERS WITH INTERCEPTION & TD PASS

In a victory over the Houston Texans on Sept. 16, 2018, **Kevin Byard** completed a 66-yard touchdown pass to defensive back **Dane Cruikshank**.

Byard became the first defensive player in franchise history to record a touchdown pass. Additionally, Byard's touchdown pass was the longest by a defensive player in the Super Bowl era. The previous long was held by Los Angeles Rams defensive back **Ed Meador**, who had an 18-yard touchdown pass at Atlanta on Nov. 19, 1967.

Byard, who tied for the NFL lead in 2017 with eight interceptions, also became only the fifth player in the Super Bowl era to throw at least one touchdown pass and record at least one career interception.

NFL players in the Super Bowl era with at least one career interception and one career touchdown pass (1966 through 2018):

| Player | NFL Seasons | Career Pass TDs | Career Interceptions |
|--------------------|------------------|-----------------|----------------------|
| Kevin Byard | 2016–2018 | 1 | 12 |
| Randy Moss | 1998–2012 | 2 | 1 |
| Tom Myers | 1972–1981 | 1 | 36 |
| Eddie Meador | 1966*–1970 | 1 | 26 |
| Paul Krause | 1966*–1979 | 1 | 63 |

* Meador played from 1959–1970; Krause played from 1964–1979

#37 • S AMANI HOOKER

5-11, 210, 4th Year, Iowa

[Click for complete bio](#)



Safety **Amani Hooker** is in his fourth NFL season in 2022. He was selected by the Titans in the fourth round (116th overall) of the 2019 NFL Draft.

Hooker appeared in 12 games in 2021 with a career-high 12 starts. He totaled a career-best 62 tackles, one tackle for loss, one interception, four passes defended and one forced fumble. He added seven tackles and an interception in the team's divisional playoff contest.

In 2020, Hooker played 16 games with three starts. He tied **Malcolm Butler** for the team lead with four interceptions and ranked fourth on the team with seven special teams tackles. Additionally, he totaled one tackle for loss and eight passes defended.

As a rookie in 2019, Hooker played as a reserve safety in all 16 games and collected 13 tackles while ranking third on the team with eight special teams tackles.

During a three-year career at Iowa, Hooker played in 36 games with 19 starts and totaled 125 tackles, six interceptions, a sack, 3.5 tackles for loss and nine passes defended. He declared for the NFL Draft following his junior campaign.

Hooker is a native of Minneapolis, Minn.



2022 Game Notes:

- **Against New York Giants (9/11)**, notched an interception in the end zone in the fourth quarter. On a play from Tennessee's eight-yard line, he stepped in front of Daniel Jones' pass to Saquon Barkley to record his sixth career interception. He added four tackles in the contest.
- **At Buffalo (9/19)**, tallied a pair of tackles and a pass defended.
- **Against Las Vegas (9/25)**, credited with six tackles and one forced fumble. He recorded his second career forced fumble when he knocked the ball out of the hands of Josh Jacobs in the fourth quarter, but the ball went out of bounds.
- **At Indianapolis (10/2)** and **at Washington (10/9)**, he was inactive with a concussion.
- **Against Indianapolis (10/23)**, returned from injury to start and tie for the team lead with 10 tackles. He also notched a tackle for loss and a fumble recovery. In the fourth quarter, he helped clinch the victory with a takeaway, when he was credited with his first career fumble recovery on a forced fumble by Terrance Mitchell in Titans territory. Following the fumble recovery, the Titans offense was able to run out the final 3 minutes and 22 seconds of the clock. His 10 tackles were his most in a game since a career-high 12 at the L.A. Rams on Nov. 7, 2021.
- **At Houston (10/30)**, recorded one tackle before exiting the contest due to injury.
- **At Kansas City (11/6)**, **against Denver (11/13)** and **at Green Bay (11/17)**, he was inactive with a shoulder injury.
- **Against Cincinnati (11/27)**, returned to the field after missing three games with an injury and led the team with eight tackles.
- **At Philadelphia (12/4)**, tied for third on the team with six tackles.
- **Against Jacksonville (12/11)**, Tied for the team lead with three quarterback pressures and added four tackles and one pass defended.
- **At Los Angeles Chargers (12/18)** and **against Houston (12/24)**, he was inactive with a knee injury.

Hooker's Career Regular Season Statistics:

| Year | GP | GS | Tackle | Sack | QBP | TFL | Int | PD | FF | FR |
|---------------|-----------|-----------|------------|------------|----------|----------|----------|-----------|----------|----------|
| 2019 | 16 | 0 | 13 | 0.0 | 0 | 0 | 0 | 0 | 0 | 0 |
| 2020 | 16 | 3 | 44 | 0.0 | 0 | 1 | 4 | 8 | 0 | 0 |
| 2021 | 12 | 12 | 62 | 0.0 | 0 | 1 | 1 | 4 | 1 | 0 |
| 2022 | 8 | 8 | 41 | 0.0 | 4 | 1 | 1 | 3 | 1 | 1 |
| Totals | 52 | 23 | 160 | 0.0 | 4 | 3 | 6 | 15 | 2 | 1 |

Hooker's Career Postseason Statistics:

| Year | GP | GS | Tackle | Sack | QBP | TFL | Int | PD | FF | FR |
|---------------|----------|----------|-----------|------------|----------|----------|----------|----------|----------|----------|
| 2019 | 3 | 0 | 3 | 0.0 | 0 | 0 | 0 | 0 | 0 | 0 |
| 2020 | 1 | 0 | 0 | 0.0 | 0 | 0 | 0 | 0 | 0 | 0 |
| 2021 | 1 | 1 | 7 | 0.0 | 0 | 0 | 1 | 2 | 0 | 0 |
| Totals | 5 | 1 | 10 | 0.0 | 0 | 0 | 1 | 2 | 0 | 0 |

Hooker's Regular Season Single-Game Highs:

- Tackles** - 12 at L.A. Rams (11/7/21)
- Interceptions** - 1 (Six times, last vs. N.Y. Giants, 9/11/22)
- Passes Defensed** - 2 (Twice, last at Baltimore, 11/22/20)

Hooker's Playoff Single-Game Highs:

- Tackles** - 7 vs. Cincinnati (1/22/22)
- Interceptions** - 1 vs. Cincinnati (1/22/22)
- Passes Defensed** - 2 vs. Cincinnati (1/22/22)

MORE TITANS SAFETIES

47 - DB ANDREW ADAMS

5-11, 202, 7th Year, Connecticut

- Andrew Adams was signed by the Titans off the Pittsburgh Steelers practice squad on Sept. 21, 2022.
- Prior to joining the Titans, Adams appeared in 87 games with 35 starts during his time with the New York Giants (2016-17) and Tampa Bay Buccaneers (2018-21). His career totals during that time included seven interceptions, two forced fumbles, 190 tackles and 12 special teams stops.
- In 2021, Adams played in 14 games with three starts for Tampa Bay, registering 24 tackles and one interception.
- In 2018, Adams set career highs with four interceptions and nine passes defensed with the Buccaneers.
- He originally entered the NFL in 2016 as an undrafted free agent with the Giants.
- A native of Fayetteville, Ga., he played four seasons at Connecticut, appearing in 45 games with 33 starts. His college statistics included 263 tackles, nine interceptions and 24 passes defensed.



2022 Game Notes:

- **At Indianapolis (10/2)**, registered his first start in a Titans uniform and his 36th career start. He totaled five tackles and a quarterback pressure.
- **Against Indianapolis (10/23)**, started at safety, tied for the team lead with a career-high 10 tackles and notched his first career interception return for a touchdown. In the second quarter, he recorded a 76-yard interception for a touchdown on a pass from Matt Ryan to Parris Campbell. It was his eighth career interception. Adams registered the Titans' longest interception return since linebacker Zach Brown's 79-yard touchdown against Jacksonville on Dec. 30, 2012.
- **At Kansas City (11/6)**, totaled seven tackles.
- **Against Denver (11/13)**, tied for third on the team with seven tackles.
- **Against Jacksonville (12/11)**, finished second on the team and tied his career high with 10 tackles. He added a pass defensed.

20 - DB LONNIE JOHNSON JR.

6-2, 213, 4th Year, Kentucky

- The Titans claimed Lonnie Johnson Jr. off waivers from the Kansas City Chiefs on Aug. 16, 2022.
- Prior to joining the Titans, Johnson appeared in 44 games with 19 starts for the Houston Texans from 2019 to 2021. He recorded 159 tackles, three interceptions, 13 passes defensed and 13 special teams stops before being traded from the Texans to the Chiefs on May 2, 2022.
- In 2021, he played in 14 games for the Texans with seven starts, totaling 51 tackles and three interceptions.
- In a two-year career at the University of Kentucky, Johnson appeared in 26 games and registered one interception and 12 passes defensed. Additionally, he played one season at Garden City (Kan.) Community College and one year at San Bernadino Valley Community College.
- The Gary, Ind., native was selected by the Texans in the second round (54th overall) of the 2019 NFL Draft.



2022 Game Notes:

- Placed on injured reserve on Nov. 17, 2022.
- Activated from injured reserve on Dec. 17, 2022.

28 - DB JOSHUA KALU

6-0, 203, 4th Year, Nebraska

- Joshua Kalu re-signed with the Titans as a free agent on July 23, 2022.
- He spent the entire 2021 season on injured reserve with the New York Giants after sustaining an injury during preseason.
- Kalu previously played three seasons with the Titans (2018-20) after signing as an undrafted college free agent in 2018. Over those three seasons, he played in 28 games and totaled 26 tackles, one pass defensed, 15 special teams stops and one blocked field goal.
- In Week 10 of 2019 against Kansas City, Kalu secured a victory by coming off the edge and blocking Harrison Butker's potential game-tying 52-yard field goal as time expired.
- In 2018, he made his NFL debut and appeared in five games during his



rookie season.

➤ The Houston, Texas, native played in 48 games with 37 starts at cornerback and safety over four seasons at the University of Nebraska. He totaled 215 tackles, two sacks, 27 passes defended, seven interceptions for 78 yards and a score, three forced fumbles and one fumble recovery. At the conclusion of his career, his 27 passes defended tied for seventh in Cornhusker history, and his 215 career tackles ranked fifth all-time among Nebraska defensive backs and among the top 30 overall tacklers in Cornhusker history.

2022 Game Notes:

- **At Washington (10/9)**, recorded his first career start at safety and recorded two tackles.
- **At Kansas City (11/6)**, started and ranked third on the defense with a career-high nine tackles.
- **Against Denver (11/13)**, tied for the team lead with a career-high three passes defended.
- **At Green Bay (11/17)**, tied for second on the team with six tackles and added a pass defended, a quarterback pressure and a forced fumble. He was credited with his second career forced fumble in the first quarter, but the ball was recovered by the Packers.
- **At Los Angeles Chargers (12/18)**, totaled two total tackles, one tackle for loss and an interception. He dropped wide receiver DeAndre Carter for a 10-yard tackle for loss on a rushing play in the second quarter. Later in the second quarter, he registered his first career interception, picking off Justin Herbert's pass in the end zone to help prevent a Chargers score to end the half.

33 - S.A.J. MOORE JR.

5-11, 200, 5th Year, Mississippi

- A.J. Moore Jr. was signed by the Titans as an unrestricted free agent on March 21, 2022.
- Prior to arriving in Tennessee, Moore spent his first four NFL seasons (2018-21) with the Houston Texans, amassing 35 tackles, a sack, two stops for loss, two forced fumbles, a fumble recovery and 34 special teams tackles.
- In 2021, he played in 12 games and posted two tackles with a forced fumble on defense to go along with seven special teams tackles. He missed the first three games of the season before being activated from injured reserve designated to return on Oct. 2.
- The Bassfield, Miss., native was originally signed by the New England Patriots as a rookie free agent in 2018. The Texans claimed him off waivers from the Patriots on Sept. 1, 2018.
- Moore played four seasons (2014-17) at Mississippi and appeared in 37 career games over four seasons for the Rebels, recording 132 total tackles, two sacks, five passes defended, three fumble recoveries and two forced fumbles.



2022 Game Notes:

- Placed on injured reserve on Sept. 13, 2022.

29 - DB JOSH THOMPSON

6-0, 194, Rookie, Texas

- Josh Thompson was signed by the Titans as a free agent from the Jacksonville Jaguars practice squad on Oct. 17, 2022.
- Thompson originally signed with the Jaguars as a rookie free agent on May 2, 2022. He spent the first six weeks of his rookie season on the team's practice squad.
- A native of Nacogdoches, Texas, Thompson played in 43 games with 22 starts at the University of Texas, where he totaled 109 tackles, two interceptions, eight passes defended and one fumble recovery.
- In 2021, he played in and started nine games for the Longhorns and recorded 34 tackles, one tackle for loss, one fumble recovery, one interception (returned for a touchdown), one quarterback hurry and two passes defended.



2022 Game Notes:

- **Against Indianapolis (10/23)**, made his NFL debut and led the team with two total special teams tackles.
- Placed on injured reserve on Nov. 12.
- Activated from injured reserve on Dec. 10, 2022.



TITANS SPECIALISTS

PUNTERS

| No. | Name | Ht | Wt | Exp | College |
|-----|------------------|------|-----|-----|----------------|
| 4 | Stonehouse, Ryan | 5-10 | 193 | R | Colorado State |

KICKERS

| No. | Name | Ht | Wt | Exp | College |
|-----|----------------|-----|-----|-----|-----------|
| 14 | Bullock, Randy | 5-9 | 210 | 11 | Texas A&M |

LONG SNAPPERS

| No. | Name | Ht | Wt | Exp | College |
|-----|-------------|-----|-----|-----|-----------|
| 46 | Cox, Morgan | 6-4 | 233 | 12 | Tennessee |

#46 • LS MORGAN COX

6-4, 233, 13th Year, Tennessee

[Click for complete bio](#)



Long snapper **Morgan Cox** is in his 13th NFL season and his second campaign with the Titans in 2022. He was signed by the Titans as an unrestricted free agent on March 19, 2021.

In 2021, Cox handled all of the team's long snapping duties in all 17 regular season games and one postseason game. He helped kicker **Randy Bullock** finish ninth in franchise history with 120 points in a single season, including three game-winning field goals (Sept. 19 at Seattle, Oct. 31 at Indianapolis and Dec. 23 against San Francisco). He also snapped for punter **Brett Kern**, who had the league's third-best ratio of punts inside the 20 to touchbacks (18:1).

In his first 11 seasons, Cox appeared in 165 regular season games for the Baltimore Ravens, serving as the team's primary long snapper after entering the NFL as an undrafted free agent in 2010. He was selected to four Pro Bowls and was a part of five playoff teams in Baltimore, totaling 10 postseason games played.

In 2020, he earned his fourth career Pro Bowl selection. He helped kicker Justin Tucker record his fifth consecutive season with at least 130 points, tying the NFL record of consecutive seasons with 130-plus points. Tucker connected on 26 of 29 field goals (89.7 percent) and was 52 of 53 on extra points (98.1 percent). Cox also snapped on all 51 of Sam Koch's 51 punts, as Koch was the NFL's only punter to place at least 20 punts (22) inside in the 20-yard line and have no more than one touchback.

A native of Collierville, Tenn., Cox played 38 games in three seasons (2007-09) as the primary long snapper at the University of Tennessee.

Cox's Career Regular Season Statistics:

| Year | Team | GP | GS | SpT Tackles |
|-------------------|------|------------|----------|-------------|
| 2010 | Bal | 15 | 0 | 1 |
| 2011 | Bal | 16 | 0 | 0 |
| 2012 | Bal | 16 | 0 | 2 |
| 2013 | Bal | 16 | 0 | 2 |
| 2014 | Bal | 7 | 0 | 0 |
| 2015 | Bal | 16 | 0 | 0 |
| 2016 | Bal | 16 | 0 | 2 |
| 2017 | Bal | 16 | 0 | 1 |
| 2018 | Bal | 16 | 0 | 1 |
| 2019 | Bal | 16 | 0 | 0 |
| 2020 | Bal | 15 | 0 | 2 |
| 2021 | Ten | 17 | 0 | 1 |
| 2022 | Ten | 15 | 0 | 1 |
| NFL Totals | | 197 | 0 | 13 |

Cox's Career Postseason Statistics:

| Year | Team | GP | GS | SpT | Tackles |
|-----------------------|------|-----------|----------|----------|----------|
| 2011 | Bal | 2 | 0 | 0 | 0 |
| 2012 | Bal | 4 | 0 | 0 | 0 |
| 2018 | Bal | 1 | 0 | 0 | 0 |
| 2019 | Bal | 1 | 0 | 0 | 0 |
| 2020 | Bal | 2 | 0 | 0 | 0 |
| 2021 | Ten | 1 | 0 | 0 | 0 |
| Playoff Totals | | 11 | 0 | 0 | 0 |

#14 • K RANDY BULLOCK

5-9, 210, 11th Year, Texas A&M

[Click for complete bio](#)

Kicker **Randy Bullock** is in his 11th NFL season and his second campaign with the Titans in 2022. He was added to the practice squad on Sept. 11, 2021 and promoted to the 53-man roster four days later.

Bullock appeared in 16 games during the 2021 regular season. He made 26 field goals on 31 attempts (83.9 percent) and added 42 extra points on 45 attempts (93.3 percent). His 120 points ranked ninth in franchise history and were the most by a Titans player since **Ryan Succop** scored 136 points in 2017. He totaled a career-high three game-winning field goals: Sept. 19 at Seattle, Oct. 31 at Indianapolis and Dec. 23 against San Francisco. Bullock's 42 extra points tied for seventh in franchise annals. Additionally, he made one field goal and one extra point in the team's divisional playoff contest.

Prior to joining the Titans, Bullock appeared in 107 games over nine seasons with the Houston Texans (2012-15), New York Jets (2015), New York Giants (2016), Pittsburgh Steelers (2016 and Cincinnati Bengals (2016-20). He also had a stint with the Detroit Lions during the 2021 offseason.

Through his first nine seasons, he connected on 168 of 202 field goal attempts (83.2 percent) and 215 of 225 extra points (95.6 percent).

In 2020, he played in 12 games for the Bengals and made 21 of 26 field goal attempts and 24 of 25 extra point attempts.

In 2017, he registered a career-best rate of 90 percent on field goals (18 of 20) and also was 31 of 33 on extra point chances.

In four seasons at Texas A&M (2008-11), he set school records for total points (365), field goals (63) and extra points (176). As a senior in 2011, he was named first-team All-American and won the Lou Groza Award for college football's best placekicker.

2022 Game Notes:

- **Against N.Y. Giants (9/11)**, made field goals in the second quarter of 46 yards and 23 yards and missed in the fourth quarter from 47 yards. He made each of his extra point attempts.
- **At Buffalo (9/19)**, made his only extra point attempt.
- **Against Las Vegas (9/25)**, made a 48-yard field goal as time expired in the first half and also made all three of his extra point attempts.
- **At Indianapolis (10/2)**, made his only field goal attempt, a 44-yarder in the second quarter, and made all three of his extra point attempts.
- **At Washington (10/9)**, made all three of his extra point attempts.
- **Against Indianapolis (10/23)**, made all four field goal attempts and his only extra point attempt. He made field goals from 27, 28, 38 and 48 yards. The four field goals tied his high since joining the Titans in 2021 (four at Seattle on Sept. 19, 2021). It was his sixth career game with four or more field goals. On his second field goal of the game, he reached 200 career field goals, becoming the 10th active NFL kicker to reach the mark. He was named AFC Special Teams Player of the Week.
- **At Houston (10/30)**, made one of his two field goal attempts, connecting from 29 yards in the fourth quarter. He also made both of his extra point attempts.
- **At Kansas City (11/6)**, made his only field goal attempt—a 44-yarder in the third quarter—as well as both of his extra point attempts.
- **Against Denver (11/13)**, made a 35-yard field goal in the fourth quarter and connected on both of his extra point attempts.
- **At Green Bay (11/17)** and **against Cincinnati (11/27)**, he was inactive with a calf injury.
- **At Philadelphia (12/4)**, returned to action after missing two games with an injury. He made a 36-yard field goal in the second quarter and was successful on his only extra point attempt in the first quarter.



- **Against Jacksonville (12/11)**, made his two extra point attempts.
- **At Los Angeles Chargers (12/18)**, missed his only field goal (51 yards) and made both extra points.
- **Against Houston (12/24)**, made both extra points.

Bullock's Career Regular Season Statistics:

| Year | Team | GP | FGM | FGA | Pct | Lg | XPM | XPA | Pts |
|-------------------|-------------|------------|------------|------------|-------------|-----------|------------|------------|------------|
| 2013 | Hou | 16 | 26 | 35 | 74.3 | 51 | 26 | 26 | 104 |
| 2014 | Hou | 16 | 30 | 35 | 85.7 | 55 | 40 | 40 | 130 |
| 2015 | Hou/NYJ | 11 | 19 | 23 | 82.6 | 49 | 22 | 25 | 79 |
| 2016 | NYG/Pit/Cin | 5 | 8 | 9 | 88.9 | 44 | 9 | 10 | 33 |
| 2017 | Cin | 15 | 18 | 20 | 90.0 | 51 | 31 | 33 | 85 |
| 2018 | Cin | 16 | 19 | 23 | 82.6 | 51 | 39 | 41 | 96 |
| 2019 | Cin | 16 | 27 | 31 | 87.1 | 57 | 24 | 25 | 105 |
| 2020 | Cin | 12 | 21 | 26 | 80.8 | 55 | 24 | 25 | 87 |
| 2021 | Ten | 16 | 26 | 31 | 83.9 | 51 | 42 | 45 | 120 |
| 2022 | Ten | 13 | 12 | 15 | 80.0 | 48 | 26 | 26 | 62 |
| NFL Totals | | 136 | 206 | 248 | 83.1 | 57 | 283 | 296 | 901 |

Bullock's Career Postseason Statistics:

| Year | Team | GP | FGM | FGA | Pct | Lg | XPM | XPA | Pts |
|------|------|----|-----|-----|-------|----|-----|-----|-----|
| 2021 | Ten | 1 | 1 | 1 | 100.0 | 34 | 1 | 1 | 4 |

Bullock's Regular Season Single-Game Highs:

Field Goals Made - 6 vs. Baltimore (12/21/14)
Field Goal Attempts - 6 vs. Baltimore (12/21/14)
Longest Field Goal - 57 at Miami (12/22/19)
PATs Made - 6 vs. Tennessee (11/30/14)
PATs Attempted - 6 vs. Tennessee (11/30/14)
Points - 19 vs. Baltimore (12/21/14)

Bullock's Playoff Single-Game Highs:

Field Goals Made - 1 vs. Cincinnati (1/22/22)
Field Goal Attempts - 1 vs. Cincinnati (1/22/22)
Longest Field Goal - 34 vs. Cincinnati (1/22/22)
PATs Made - 1 vs. Cincinnati (1/22/22)
PATs Attempted - 1 vs. Cincinnati (1/22/22)
Points - 4 vs. Cincinnati (1/22/22)

FRANCHISE SINGLE-SEASON SCORING

During his first season with the Titans, kicker **Randy Bullock** made 26 field goals on 31 attempts and added 42 extra points on 45 attempts. Bullock's total of 120 points ranked ninth in franchise history and was the highest number by a Titans player since **Ryan Succop's** franchise-record-tying 136 points in 2017.

Most points in a season, franchise history:

| Player | Season | TD | XPM | FGM | 2PT | Points |
|-------------------------|-------------|----------|-----------|-----------|----------|------------|
| 1. Ryan Succop | 2017 | 0 | 31 | 35 | 0 | 136 |
| Al Del Greco | 1998 | 0 | 28 | 36 | 0 | 136 |
| 3. Rob Bironas | 2007 | 0 | 28 | 35 | 0 | 133 |
| 4. Al Del Greco | 1996 | 0 | 35 | 32 | 0 | 131 |
| 5. Rob Bironas | 2008 | 0 | 40 | 29 | 0 | 127 |
| 6. Al Del Greco | 1993 | 0 | 39 | 29 | 0 | 126 |
| 7. Gary Anderson | 2003 | 0 | 42 | 27 | 0 | 123 |
| 8. Rob Bironas | 2011 | 0 | 34 | 29 | 0 | 121 |
| 9. Randy Bullock | 2021 | 0 | 42 | 26 | 0 | 120 |
| 10. Rob Bironas | 2009 | 0 | 37 | 27 | 0 | 118 |
| Al Del Greco | 2000 | 0 | 37 | 27 | 0 | 118 |

#4 • P RYAN STONEHOUSE

5-10, 193, Rookie, Colorado State

[Click for complete bio](#)

Punter **Ryan Stonehouse** was signed by the Titans as a rookie free agent on May 13, 2022.

Stonehouse appeared in 53 games over five seasons at Colorado State (2017-21) and set an NCAA career record with a 47.8-yard gross punting average. His career totals included 244 punts for 11,656 yards with 91 punts inside the 20. He totaled 106 punts of 50-plus yards and became the first player in Colorado State history to log 11,000 punting yards in a career.

During his final college season in 2021, Stonehouse appeared in 12 games and averaged 50.9 yards per attempt on 58 punts, including a career-long 81-yard punt. He placed 27 punts inside the 20-yard line and totaled 32 punts of 50-plus yards en route to being named a second-team All-Mountain West selection and a Ray Guy Award semifinalist.

He is a native of La Verne, Calif.



2022 Game Notes:

- **Against New York Giants (9/11)**, made his NFL debut and punted six times for a 57.0-yard gross average and a 46.7-yard net average. He placed three of his punts inside the 20. In franchise history, his 57.0-yard gross punting average ranked fifth for a single game (minimum four punts). In the fourth quarter, he posted a 66-yard punt, which was the longest punt for the Titans since Brett Kern booted a 66-yarder at Denver on Sept. 14, 2020. Stonehouse also registered a 54-yard punt on his first career attempt in the first quarter and launched a 62-yard punt in the third quarter to help pin the Giants on their 10-yard line.
- **At Buffalo (9/19)**, totaled six punts for a 55.5-yard average and a 45.3-yard net average with two punts placed inside the 20. He registered a 64-yard punt in the fourth quarter. For the second consecutive week to begin his career, he delivered one of the organization's top-10 single-game gross punting averages (minimum four punts). His 55.5-yard gross average at Buffalo was the franchise's eighth-best number in a single contest.
- **Against Las Vegas (9/25)**, punted three times for a 60.3-yard average and a 49.3-yard net average. He did not meet the minimum of four attempts required to qualify for single-game records. His 70-yard punt in the fourth quarter was the Titans' first punt of 70-plus yards since Brett Kern's 70-yarder at Cleveland on Sept. 8, 2019. In his first three NFL games, he became the first punter in NFL history to record three consecutive games with a punting average of at least 55.0 yards in each game and at least two punts in each game. Twelve previous players had reached the mark in two consecutive contests.
- **At Indianapolis (10/2)**, punted four times for a 52.8-yard average and a 47.8-yard net average, including a long punt of 57 yards.

- **At Washington (10/9)**, punted eight times for a 52.0-yard gross average and a 48.4-yard net average with four punts placed inside the 20. His 48.4-yard net average ranked 11th in franchise history for a single game and ranked third in team annals for a player who attempted at least eight punts in a game. He booted a 66-yard punt to Washington's 15-yard line during the second quarter.

- **Against Indianapolis (10/23)**, punted three times for a 54.7-yard average and a 39.0-yard net average. He logged his sixth consecutive game to begin his career with a punting average of at least 52.0 yards.

- **At Houston (10/30)**, averaged 48.8 yards (40.8 net) on five punts with four punts placed inside the 20.

- **At Kansas City (11/6)**, punted eight times for a 48.8-yard gross average (41.4 net) with two punts placed inside the 20. In the second quarter, he booted a 57-yard punt to the Chiefs' three-yard line. In the fourth quarter, he helped flip the field in the fourth quarter with a 63-yard punt.

- **Against Denver (11/13)**, punted eight times for a 54.0-yard gross average and a 47.3-yard net average with three punts placed inside the 20. He pinned the Broncos inside their own 10-yard line three times in the first quarter: first on the four-yard line with a 64-yard punt, then on the six-yard line with a 38-yard punt, and finally on the eight-yard line with a 42-yard punt. In the second quarter, he booted a 74-yard punt, his longest punt through nine NFL games. It was the Titans' longest punt since Brett Kern's 74-yarder against Cincinnati on Nov. 12, 2017. He was named AFC Offensive Player of the Week, becoming the franchise's first rookie punter to earn the honor.

- **At Green Bay (11/17)**, averaged 50.7 yards (36.7 net average) on three punts with one punt placed inside the 20.

- **Against Cincinnati (11/27)**, averaged 53.8 gross yards (43.8 net) on five punts with two punts placed inside the 20. In the third quarter, he booted a 71-yard punt for a touchback, which was his third punt of the season that went at least 70 yards. He recorded his ninth performance of the season with an average of at least 50.0 yards per punt, which surpassed Brett Kern's eight such games in 2012 for the franchise's most total games in a single season with a 50.0-yard gross punting average.

- **At Philadelphia (12/4)**, punted seven times for a 57.3-yard gross average and a 42.3-yard net average with one punt placed inside the 20. His 57.3-yard gross average established a career high through 12 games and qualified as the fifth-best single-game punting average in franchise history. It also ranked second in NFL history by a player with at least seven punts in a game behind only Houston's Shane Lechler at Arizona on Nov. 10, 2013 (58.9-yard average on seven punts). In the fourth quarter, he pinned the Eagles on their four-yard line with a 61-yard punt.

- **Against Jacksonville (12/11)**, averaged 50.0 yards (43.3 net) on three punts and added a tackle on special teams. He registered his 11th game of 2022 in which he averaged 50.0 yards per punt, surpassing Shane Lechler (10 games in 2009), Thomas Morstead (2012), Corey Bojorquez (2020) and A.J. Cole III (2021) for the most games with a 50.0-yard average in a season in NFL history.



- **At Los Angeles Chargers (12/18)**, averaged 56.0 gross yards and 45.6 net yards on seven punts with four punts placed inside the 20. In the third quarter, he helped pin the Chargers inside the 20 with a 66-yard punt. In the fourth quarter, he booted a 68-yard punt, notching his eighth punt of at least 65 yards in 2022.
- **Against Houston (12/24)**, punted six times for a 50.2-yard gross average and a 43.3-yard net average with one punt placed inside the 20. Registered his seventh consecutive game with a gross punting average of at least 50.0 yards to break his own NFL record of six consecutive games, set earlier this season from Week 1-7. In the third quarter, he booted a 61-yard punt to notch his 18th punt of the season of 60-plus yards.

Stonehouse's 2022/Career Regular Season Statistics:

| Year | Team | GP | No | Blk | Yds | Avg | Lg | TB | In20 | Net |
|------|------|----|----|-----|-------|------|----|----|------|------|
| 2022 | Ten | 15 | 82 | 0 | 4,376 | 53.4 | 74 | 8 | 29 | 44.4 |

Stonehouse's Regular Season Single-Game Highs:

Punts - 8 (Three times, last vs. Denver 11/13/22)

Gross Avg. - 57.3 at Philadelphia (12/4/22)

Net Avg. - 48.4 at Washington (10/9/22)

Long Punt - 74 vs. Denver (11/13/22)

In20 - 4 (Three times, last at L.A. Chargers, 12/18/22)

Stonehouse's College Statistics:

| Year | Team | GP | No | Blk | Yds | Avg | Lg | TB | In20 |
|---------------|---------|-----------|------------|----------|---------------|-------------|-----------|-----------|-----------|
| 2017 | Colo St | 13 | 46 | 0 | 2,111 | 45.9 | 65 | 7 | 24 |
| 2018 | Colo St | 12 | 65 | 1 | 3,140 | 48.3 | 70 | 8 | 18 |
| 2019 | Colo St | 12 | 49 | 0 | 2,274 | 46.4 | 64 | 5 | 13 |
| 2020 | Colo St | 4 | 26 | 0 | 1,178 | 45.3 | 58 | 1 | 8 |
| 2021 | Colo St | 12 | 58 | 0 | 2,953 | 50.9 | 81 | 11 | 28 |
| Totals | | 53 | 244 | 1 | 11,656 | 47.8 | 81 | 32 | 91 |

NFL PUNTING LEADERS

Despite being a rookie, Titans punter **Ryan Stonehouse** leads the NFL in punting average in 2022 and ranks among the leaders in net punting average.

NFL gross punting average leaders in 2022:

| Player | Team | Gross Punt Avg. |
|---------------------------|-------------------------|-----------------|
| 1. Ryan Stonehouse | Tennessee Titans | 53.37 |
| 2. Tommy Townsend | Kansas City Chiefs | 50.30 |
| 3. Logan Cooke | Jacksonville Jaguars | 49.82 |
| 4. Michael Dickson | Seattle Seahawks | 49.07 |
| 5. Jake Camarda | Tampa Bay Buccaneers | 48.97 |
| 6. Bryan Anger | Dallas Cowboys | 48.95 |
| 7. Riley Dixon | Los Angeles Rams | 48.77 |
| 8. AJ Cole | Las Vegas Raiders | 48.75 |
| 9. Corey Bojorquez | Cleveland Browns | 48.64 |
| 10. Jack Fox | Detroit Lions | 48.60 |

NFL net punting average leaders in 2022:

| Player | Team | Net Punt Avg. |
|---------------------------|-------------------------|---------------|
| 1. Tommy Townsend | Kansas City Chiefs | 45.50 |
| 2. Michael Dickson | Seattle Seahawks | 44.91 |
| 3. Ryan Stonehouse | Tennessee Titans | 44.41 |
| 4. Johnny Hekker | Carolina Panthers | 43.74 |
| 5. Logan Cooke | Jacksonville Jaguars | 43.59 |
| 6. AJ Cole | Las Vegas Raiders | 43.49 |
| 7. Tress Way | Washington Commanders | 43.16 |
| 8. Bryan Anger | Dallas Cowboys | 43.07 |
| 9. Cameron Johnston | Houston Texans | 42.99 |
| 10. Ryan Wright | Minnesota Vikings | 42.77 |

TITANS PRACTICE SQUAD CAPSULES



TITANS PRACTICE SQUAD

| No. | Name | Pos | Ht | Wt | Exp | College |
|-----|----------------------|-----|------|-----|-----|--------------------|
| 45 | Brown, Kyron | CB | 6-1 | 195 | 2 | Akron |
| 10 | Fitzpatrick, Dez | WR | 6-2 | 208 | 2 | Louisville |
| 5 | Hogan, Kevin | QB | 6-3 | 218 | 4 | Stanford |
| | Isidora, Danny | G | 6-3 | 306 | 6 | Miami (Fla.) |
| 66 | Johnson, Zack | OL | 6-6 | 301 | 1 | North Dakota State |
| 12 | Kinsey, Mason | WR | 5-10 | 202 | 1 | Berry College |
| 52 | McCloud, Zach | LB | 6-2 | 235 | R | Miami (Fla.) |
| 59 | Okuyinonu, Sam | DE | 6-1 | 269 | R | Maryland |
| 72 | Peevy, Jayden | DE | 6-5 | 308 | R | Texas A&M |
| 88 | Roberson Jr., Reggie | WR | 5-11 | 193 | R | Southern Methodist |
| 76 | Rupcich, Andrew | T | 6-6 | 318 | R | Culver-Stockton |
| 6 | Shudak, Caleb | K | 5-7 | 177 | R | Iowa |
| 54 | Smith, Andre | LB | 6-0 | 240 | 5 | North Carolina |
| 33 | Ward, Jonathan | RB | 6-0 | 202 | 3 | Central Michigan |

NFL International Allocation:

| | | | | | | |
|----|-----------------|----|-----|-----|---|------------------|
| 49 | Odukoya, Thomas | TE | 6-6 | 253 | R | Eastern Michigan |
|----|-----------------|----|-----|-----|---|------------------|

45 - DB KYRON BROWN

6-1, 195, 3rd year, Akron

- The Titans signed Kyron Brown to the team's practice squad during Week 7 of the 2022 season.
- Brown originally entered the NFL as an undrafted college free agent with the New York Jets in 2019, appearing in three games with one start and registering five tackles.
- In 2021, he appeared in one game with the Dallas Cowboys.
- The Boynton Beach, Fla., native played his collegiate career at Akron, where he appeared in 51 games with 26 starts and recorded 121 tackles, six interceptions, one forced fumble and 25 passes defended.

10 - WR DEZ FITZPATRICK

6-2, 208, 2nd Year, Louisville

- The Titans selected Dez Fitzpatrick in the fourth round (109th overall) of the 2021 NFL Draft.
- In 2021, Fitzpatrick spent the first nine games of his rookie season on the practice squad before being signed to the 53-man roster on Nov. 13, 2021. He appeared in four games as a rookie and caught five passes for 49 yards and one touchdown.
- A native of Farmington Hills, Mich., he played four seasons at Louisville (2017-20) and recorded 154 receptions for 2,589 yards with 21 touchdowns during his career. His 154 receptions ranked ninth in Louisville annals, and his 2,589 receiving yards ranked sixth in Cardinals history.
- He tied for fifth in program history with 21 career touchdown catches and tied for 10th in team annals with eight 100-yard receiving games.
- In 2020, he appeared in 11 games with nine starts and finished the season with 43 catches for 833 yards and three touchdowns.

5 - QB KEVIN HOGAN

6-3, 218, 4th Year, Stanford

- The Titans signed Kevin Hogan to the team's practice squad during Week 15 of the 2022 season.
- In 2021, the Titans signed Kevin Hogan to the practice squad during Week 10, and he spent seven weeks with the club. He was activated for their Week 12 game in New England but did not see action.
- He also spent time from 2016 to 2017 on the Cleveland Browns' roster, playing in eight games and completing 60 of 101 passes for 621 passing yards and four touchdowns.
- Hogan was drafted in the fifth round (152nd overall) of the 2016 NFL Draft by the Kansas City Chiefs.

➤ A native of McLean, Va., he appeared in 51 games over four seasons (2012-15) at Stanford and set multiple school records, including most career offensive yards (10,664), most career wins by a quarterback (36), and most career rushing yards by a quarterback (1,279). He completed 727 of 1,103 passes for 9,385 yards and 75 touchdowns and rushed 315 times for 1,279 yards and 15 touchdowns. He was a team captain in 2014 and 2015.

G DANNY ISIDORA

6-3, 306, 6th Year, Miami (Fla.)

- Danny Isidora was signed by the Titans practice squad during Week 17 of the 2022 NFL season.
- Over his NFL career, he has played 30 games with six starts for the Minnesota Vikings (2017-18), Miami Dolphins (2019), Kansas City Chiefs (2020) and Arizona Cardinals (2021).
- Isidora was selected by the Vikings in the fifth round (180th overall) of the 2017 NFL Draft.
- In four seasons (2013-16) at the University of Miami (Fla.), Isidora appeared in 41 games, starting the final 39 of his collegiate career at right guard.
- He is a native of Weston, Fla.

66 - OL ZACK JOHNSON

6-6, 315, 1st Year, North Dakota State

- Zack Johnson was signed to the Titans practice squad during Week 16 of the 2022 NFL season.
- Johnson entered the NFL in 2020 as a rookie free agent with the Green Bay Packers and spent his entire rookie season on Green Bay's practice squad. He has also spent time with the Arizona Cardinals (2021), Denver Broncos (2022) and Baltimore Ravens (2022).
- During his college career at North Dakota State, Johnson appeared in 54 games, registering 46 consecutive starts at right tackle and right guard. Two-time All-American who earned second team honors at right tackle in 2018 and first team honors at right guard in 2019.
- He helped NDSU set school records for rushing yards three straight years from 2017 through 2019 and was part of five conference championships and four FCS national championships with Bison teams that went 70-5 in his career, including his 2015 redshirt season.
- He is a native of Blaine, Minn.

12 - WR MASON KINSEY

5-10, 198, 1st Year, Berry College

- Mason Kinsey rejoined the Titans during the 2021 offseason after previously signing with the team as a rookie free agent following the 2020 NFL Draft.
- In 2021, he spent the entire season on the Titans practice squad. He saw action in one contest (Oct. 24 against Kansas City).
- He also spent time in 2020 on the New England Patriots' practice squad.
- A native of Demorest, Ga., he appeared in 43 games with 35 starts over four seasons at Berry College (2016-19). Totaled 203 receptions for 3,343 yards and 50 touchdowns, all of which rank first in program history. His career receiving yardage and touchdowns set Southern Athletic Association records.
- As a senior (2019), he started all 11 games and caught 65 passes for 1,221 yards and 16 touchdowns. Returned 13 kicks for 375 yards and one touchdown and returned 17 punts for 181 yards. Earned All-SAA first team recognition.

52 - LB ZACH McCLOUD

6-2, 235, Rookie, Miami (Fla.)

- The Titans signed Zach McCloud to the team's practice squad on Dec. 13, 2022.
- McCloud originally entered the NFL as a rookie free agent with the Minnesota Vikings following the 2022 NFL Draft. He was waived at the end of training camp and then spent time on the Denver practice squad.
- Over six seasons at the University of Miami, McCloud appeared in 59 games and totaled 100 tackles, 11 sacks, 22.5 tackles for loss, three forced fumbles, one fumble recovery and four passes defended.
- In 2021, he tallied 28 total tackles, 7.5 tackles for loss and a career-high 5.5 sacks in 11 games.
- He is a native of Lake Worth, Fla.

49 - TE THOMAS ODUKOYA

6-6, 253, Rookie, Eastern Michigan

- Thomas Odukoya joined the Titans on May 13, 2022 as part of the NFL's International Player Pathway program, which allows participating teams a practice squad roster exemption.
- A native of Almere, Netherlands, Odukoya played four seasons at Eastern Michigan University (2018-21), where he saw action in 40 games with 30 starts. His career totals included 21 catches for 194 yards and four touchdowns.
- As a graduate in 2021, he started all 13 games and tallied career-best marks in receptions (13) and receiving yards (130) and tied his career-high mark with two touchdowns.
- He earned a scholarship to Eastern Michigan after competing at Garden City (Kan.) and West Hills-Coalinga (Calif.) junior colleges.

59 - DE SAM OKUAYINONU

6-1, 269, Rookie, Maryland

- Sam Okuayinonu (last name pronounced "oh-KWAHN-new") was signed by the Titans as a rookie free agent on May 13, 2022. After spending the first four games of his rookie campaign on the practice squad, he was signed to the 53-man roster on Oct. 4, 2022.
- In three seasons at Maryland (2019-21), he appeared in 28 games with 17 starts over totaled 103 tackles, 14.5 tackles for loss and 7.5 sacks.
- As a redshirt senior in 2021, he started all 12 games at Maryland and posted 55 tackles, 8.5 tackles for loss, and a team-leading six sacks. He earned third-team All-Big Ten recognition.
- Okuayinonu transferred to Maryland from Mesabi Range Community College (Minn.), where he played one season (2018) and tallied 62 tackles, 21.5 tackles for loss, 17.5 sacks, one forced fumble and one fumble recovery.
- He transferred to Mesabi Range in 2017 from Coahoma Community College (Miss.), where he did not appear in a game.
- Born in Monrovia, Liberia, he moved to the United States at age 12 and attended Lowell (Mass.) High School.

2022 Game Notes:

- **At Washington (10/9)**, made his NFL debut and was credited with a half sack. He combined with Jeffery Simmons on an eight-yard sack in the fourth quarter.

72 - DE JAYDEN PEEVY

6-5, 308, Rookie, Texas A&M

- Jayden Peevy was signed by the Titans as a rookie free agent on May 13, 2022.
- In five seasons at Texas A&M (2017-21), he appeared in 58 games with 24 starts and totaled 137 career tackles, 19 tackles for loss, 7.5 sacks, one interception, eight passes defended, one forced fumble, one fumble recovery and four blocked kicks.
- As a redshirt senior in 2021, he started all 11 games and posted a career-high 43 tackles and six tackles for loss. He added two sacks, one interception, a career-best four passes defended and one forced fumble.
- He is a native of Bellaire, Texas.

88 - WR REGGIE ROBERSON JR.

5-11, 193, Rookie, Southern Methodist

- Re-signed to the Titans practice squad on Nov. 29, 2022 after spending training camp with the team. He originally signed with the Titans as a rookie free agent on May 13, 2022.
- He also spent time on the Chicago Bears practice squad from Sept. 28 to Oct. 27, 2022.
- Appeared in 34 games with 31 starts over four seasons at Southern Methodist (2018-21), where he tallied 168 catches for 2,704 yards (16.1-yard avg.) and 23 touchdowns for the Mustangs. He added nine kick returns for 301 yards with one score and three punt returns for 21 yards.
- As a redshirt senior in 2021, he started all 12 games and amassed 51 catches for 625 yards and six touchdowns.

76 - T ANDREW RUPCICH

6-6, 318, Rookie, Culver-Stockton

- Andrew Rupcich (last name pronounced "RUPP-sitch") was signed by the Titans as a rookie free agent on May 13, 2022.
- During his college career, Rupcich appeared in 48 games, registering 48 consecutive starts at left tackle. He became the first three-time All-American at the same position in the NAIA.
- As a fifth-year senior in 2021, he started all 11 games at left tackle and earned first-team All-American honors from the Associated Press, NAIA, and the American Football Coaches Association.
- He is a native of Wonder Lake, Ill.

11 - K CALEB SHUDAK

5-7, 177, Rookie, Iowa

- Caleb Shudak (last name pronounced SHOE-dak) was signed by the Titans as a rookie free agent on May 13, 2022.
- He spent the first 10 games of the 2022 campaign on the physically unable to perform list before being added to the 53-man roster on Nov. 26, 2022.
- In four seasons at Iowa (2018-21), he appeared in 36 games and converted 24 of 29 field goals for a program-record 82.8 percent (min. 25 attempts). He also made all 37 extra point tries and added 199 kickoffs for a 60.9-yard average with 106 touchbacks.
- As a graduate in 2021, he saw action in 14 games and converted 24 of 28 field goals (85.7 percent), including a long of 51. His field goal percentage ranked fourth-best for a single season in school history. He made all 36 extra point attempts. His 108 points which ranked as the fifth-best single-season scoring total in program history. He earned first-team All-Big Ten recognition by the league's media, second team All-Big Ten by league coaches, and third team All-America by Associated Press.
- He is a native of Council Bluffs, Iowa.

2022 Game Notes:

- **Against Cincinnati (11/27)**, made his NFL debut and connected on three of his four field goal attempts as well as his only extra point attempt. He made a 33-yard field goal on the first attempt of his career and added a 24-yard field goal in the third quarter and a 38-yarder in the fourth quarter. He became the first Titans rookie or first-year player to make three field goals in a game since Rob Bironas (four) against the San Francisco 49ers on Nov. 27, 2005.

54 - LB ANDRE SMITH

6-0, 240, 5th Year, North Carolina

- Andre Smith was signed by the Titans to the team's practice squad during Week 11 of the 2022 season.
- Prior to joining the Titans, Smith played in 46 games and totaled seven tackles, one tackle for loss, one forced fumble and one fumble recovery over four NFL seasons with Carolina (2018-19) and Buffalo (2020-21).
- He was selected by the Panthers in the seventh round (234th overall) of the 2018 NFL Draft.
- The Jacksonville, Fla., native played three college seasons at North Carolina (2015-17), where he appeared in 29 games totaling 187 tackles, two sacks, two interceptions and two forced fumbles.

33 - RB JONATHAN WARD

6-0, 202, 3rd Year, Central Michigan

- Jonathan Ward was signed to the Titans practice squad during Week 15 of the 2022 NFL season.
- Prior to joining the Titans, Ward was with the Arizona Cardinals (2020-22), signing with them as an undrafted free agent following the 2020 NFL Draft. He appeared in 32 games with Arizona and tallied nine rushes for 33 yards, along with four receptions for 45 yards.
- A native of Kankakee, Ill., he appeared in 42 games in four seasons at Central Michigan (2016-19), where he totaled 473 rushing attempts for 2,539 yards and 28 touchdowns. He also recorded 98 receptions for 909 receiving yards and four touchdowns. Ward also completed three of six passing attempts for 69 yards and one touchdown.
- As a senior (2019), he started all 12 games and ran 183 times for 1,108 rushing yards and 15 touchdowns. Ward caught 34 passes for 329 yards and one touchdown. He finished the season 13th in the nation in rushing touchdowns and 34th in rushing yards and all-purpose average.

TITANS CONTACT INFORMATION

Titans Practice Facility/Training Camp Site:
Ascension Saint Thomas Sports Park
 460 Great Circle Road
 Nashville, TN 37228

Nissan Stadium:
One Titans Way
 Nashville, TN 37213

Media Resources:
www.TennesseeTitans.com/media

Phone:
(615) 565-4000 (main)
(615) 565-4100 (media relations)
(615) 565-4200 (ticket office)

Titans Football Communications:
 Robbie Bohren | **V.P. of Football Communications**
rbohren@titans.nfl.com
 Jim Wyatt | **Senior Writer/Editor**
jwyatt@titans.nfl.com
 Dwight Spradlin | **Director of Media Relations**
dspradlin@titans.nfl.com
 Jared Puffer | **Media Relations Manager**
jpuffer@titans.nfl.com
 Kim Smith | **Media Relations Coordinator**
ksmith@titans.nfl.com
 Micah Banks | **Media Relations Seasonal Assistant**
mbanks@titans.nfl.com

TV RATINGS

2022 Titans television ratings in the Nashville market:

| Date/Opp | Day/Time | Network | Rating/Share | HH (000) | Rank |
|------------------------------------|----------------|---------------|----------------|------------|------|
| 9/11 vs. NYG | Sun. 3:25 p.m. | FOX | 23.4/49 | 262 | 1 |
| 9/19 at Buf | Mon. 6:15 p.m. | ESPN/WZTV | 18.5/41 | 207 | 1 |
| 9/25 vs. LV | Sun. noon | FOX | 22.2/55 | 249 | 1 |
| 10/2 at Ind | Sun. noon | FOX | 18.1/45 | 203 | 1 |
| 10/9 at Was | Sun. noon | CBS | 20.4/53 | 229 | 1 |
| 10/23 vs. Ind | Sun. noon | CBS | 21.4/54 | 240 | 1 |
| 10/30 at Hou | Sun. 3:05 p.m. | CBS | 21.3/49 | 249 | 1 |
| 11/6 at KC | Sun. 7:20 p.m. | NBC | 23.1/50 | 270 | 2 |
| 11/13 vs. Den | Sun. noon | CBS | 22.4/54 | 262 | 1 |
| 11/17 at GB | Thu. 7:15 p.m. | Prime Video * | 19.8/41 | 232 | 1 |
| 11/27 vs. Cin | Sun. noon | CBS | 23.6/55 | 276 | 1 |
| 12/4 at Phi | Sun. noon | FOX | 18.2/44 | 212 | 1 |
| 12/11 vs. Jax | Sun. noon | CBS | 21.7/53 | 254 | 1 |
| 12/18 at LAC | Sun. 3:25 p.m. | CBS | 22.8/53 | 266 | 1 |
| 12/24 vs. Hou | Sun. noon | CBS | TBA | TBA | |
| 12/29 vs. Dal | Thu. 7:15 p.m. | Prime Video | | | |
| 1/7-8 at Jax | TBA | TBA | | | |
| 2022 Regular Season Average | | | 21.2/50 | 244 | |

* Prime Video numbers are for local over-the-air broadcasts only (WTVF-5)

Previous yearly Titans television ratings in the Nashville market (regular season only):

| Season | Rtg/Shr/(000) | Season | Rtg/Shr/(000) | Season | Rtg/Shr |
|--------|---------------|--------|---------------|--------|---------|
| 2021 | 27.1/50/239 | 2013 | 25.0/41/259 | 2005 | 21.8/42 |
| 2020 | 25.8/47/239 | 2012 | 23.5/39/239 | 2004 | 26.5/48 |
| 2019 | 24.1/44/238 | 2011 | 27.7/46/285 | 2003 | 33.4/57 |
| 2018 | 22.7/39/232 | 2010 | 30.2/50/313 | 2002 | 26.8/49 |
| 2017 | 19.9/35/204 | 2009 | 30.9/50/315 | 2001 | 24.5/42 |
| 2016 | 22.0/38/221 | 2008 | 32.4/55/327 | 2000 | 29.1/50 |
| 2015 | 21.3/37/211 | 2007 | 28.6/49/276 | 1999 | 19.8/35 |
| 2014 | 20.7/36/209 | 2006 | 23.0/42/217 | | |

TITANS TV PROGRAMMING



Titans All Access

Airs locally throughout the season on Nashville's FOX 17 on Friday nights at 10:35 p.m.

It also airs Saturdays in Nashville on MyTV 30 at 11 a.m. Titans All Access also has affiliates in Chattanooga, Knoxville, Memphis, Jackson, Huntsville, Ala., and Paducah, Ky.



The Mike Vrabel Show

Airs throughout the season on Tuesday nights at 6:30 p.m. CT on WKRN Channel 2.



Titans Gameday

Chris Harris, Dave McGinnis and Mike Keith get you the last word before kickoff on Titans Gameday, Sundays at 10:30am on WSMV4.

TITANS PODCASTS



The OTP: Official Titans Podcast

Hosted by Mike Keith and Amie Wells, The OTP features contributions from TennesseeTitans.com senior writer/editor Jim Wyatt, Titans Radio analyst Dave McGinnis and various Titans players and guests each week.



Titans Amie and Coach Mac Podcast

Amie Wells and Dave McGinnis talk all things football, with a perspective and roster of special guests only Coach Mac can bring following 30+ years of coaching in the NFL. New episodes every Friday.



Titans Talk with Cason

"Hey Kids... Titans Talk with Cason" originally began in 2019 as "Sports Talk with Cason," when then 11-year old die-hard Titans fan, Cason Romero, began his own podcast, with the help of his mom, Carrie. In 2021, Cason's podcast became a member of the Official Titans Podcast Network. New episodes every Wednesday.

GAME PREVIEW

TEAM NOTES

PLAYER NOTES


MEDIA

STATISTICS


ROSTERS

TITANS ON YOUTUBE


HOME VIDEOS PLAYLISTS COMMUNITY CHANNELS A




Work the Technique and Fundamentals We Preach...
42 views • 22 minutes ago



The OTP | Rookie Season Ticket Members Event
72 views • 1 hour ago




Part Two | The Foundation
240 views • 1 hour ago




Translat in Practi
950 views


Mic'd Up | Tennessee Titans ▶ PLAY ALL




Robert Woods at Training Camp | Mic'd Up
Tennessee Titans
3.5K views • 13 days ago



Elijah Molden at Training Camp | Mic'd Up
Tennessee Titans
3.4K views • 2 weeks ago



Amani Hooker at Minicamp | Mic'd Up
Tennessee Titans
5.3K views • 1 month ago



Ryan Ta Mic'd Up
Tennessee
7.4K view



TITANS RADIO



Titans Radio brings football to fans across the Mid-South in one of the NFL's largest radio networks, including Nashville flagship 104.5 The Zone. Play-by-play announcer **Mike Keith** connection with pro football across the Mid-South dates back to 1996, a year before the Oilers arrived in Tennessee, and he became the "Voice of the Titans" in 1999. Former Titans assistant coach and NFL head coach **Dave McGinnis** began serving as Titans Radio's color analyst in 2017, while Titans Radio gameday host **Rhett Bryan's** involvement with the broadcast dates back to 1997. **Amie Wells** has been reporting on the sidelines since 2018.

TITANS RADIO WEEKLY PROGRAMMING

- Monday:**
"The Mike Vrabel Show" | 6-7 p.m. | Titans Radio/104.5 The Zone
- Tuesday:**
"Mac Talk" with Dave McGinnis & Rhett Bryan | 6-7 p.m. | 104.5 The Zone
- Wednesday:**
"Titans Tonight" with Keith Bulluck | 6-7 p.m. | Titans Radio/104.5 The Zone
- Sunday (Noon Kickoff):**
"Countdown to Kickoff" | 10-11 a.m. | 104.5 The Zone
"Titans Countdown" | 11 a.m.-12 p.m. | Titans Radio/104.5 The Zone
"Titans Talkback" | 3-5 p.m. | 104.5 The Zone

TITANS RADIO AFFILIATES

| Flagship | | | | Tennessee | | | |
|--------------|------|----|-------|---------------|------|----|-------|
| Nashville | WGFX | FM | 104.5 | Waverly | WQMV | FM | 93.5 |
| | | | | | | AM | 1060 |
| | | | | Winchester | WCDD | AM | 1340 |
| Tennessee | | | | Alabama | | | |
| Camden | WRJB | FM | 95.9 | Birmingham | WJOX | FM | 94.5 |
| | WFWL | AM | 1220 | Bridgeport | WJTW | AM | 1480 |
| Chattanooga | WGOW | FM | 102.3 | Florence | WQLT | FM | 107.3 |
| | | AM | 1150 | Huntsville | WUMP | AM | 730 |
| Clarksville | WKFN | AM | 540 | | | FM | 103.9 |
| | | FM | 104.1 | Huntsville | WVNN | AM | 770 |
| Cleveland | WCLE | FM | 104.1 | | | FM | 92.5 |
| Columbia | WMCP | AM | 1280 | Scottsboro | WWIC | AM | 1050 |
| Cookeville | WKXD | FM | 106.9 | | | | |
| Dickson | WDKN | AM | 1260 | Kentucky | | | |
| Fayetteville | WYTM | FM | 105.5 | Benton | WCBL | AM | 1290 |
| Franklin | WAKM | AM | 950 | Bowling Green | WPTQ | FM | 105.3 |
| Greeneville | WIKQ | FM | 103.1 | Cadiz | WKDZ | FM | 106.5 |
| Jackson | WZDQ | FM | 102.3 | Columbia | WAIN | FM | 101.9 |
| Knoxville | WOKI | FM | 98.7 | | | AM | 1270 |
| Lebanon | WANT | FM | 98.9 | Henderson | WSON | AM | 860 |
| Lebanon | WCOR | AM | 1490 | | | FM | 96.5 |
| Lewisburg | WJMM | FM | 94.3 | Madisonville | WWKY | FM | 97.7 |
| Manchester | WMSR | FM | 107.9 | Owensboro | WVJS | FM | 92.9 |
| | | AM | 1320 | | | AM | 1420 |
| Memphis | WKIM | FM | 98.9 | Paducah | WPAD | FM | 99.5 |
| Morristown | WCRK | FM | 105.7 | | | AM | 1560 |
| Nashville | WGFX | FM | 104.5 | | | | |
| Shelbyville | WZNG | FM | 100.9 | | | | |
| | | AM | 1400 | | | | |
| Tri-Cities | WXSM | AM | 640 | | | | |
| Union City | WQAK | FM | 105.7 | | | | |

NISSAN STADIUM GAMEDAY MEDIA INFORMATION

MEDIA RELATIONS CONTACTS

Titans Media Relations (Press Box Seats 1-7): (615) 565-4450
 Robbie Bohren, Vice President, Football Communications
 Dwight Spradlin, Director of Media Relations
 Jared Puffer, Media Relations Manager (Field Contact)
 Kim Smith, Media Relations Coordinator
 Micah Banks, Media Relations Seasonal Assistant (Media Will Call)
 Visiting Team Media Relations (Press Box Seats 29-32): (615) 565-4452

DIRECTIONS TO NISSAN STADIUM

FROM AIRPORT TO NISSAN STADIUM (APPROXIMATELY 15 MINUTES): Take I-40 West toward Nashville/Memphis to I-24 West (before downtown). Exit at James Robertson Parkway (Exit 48). Turn left at first light (Interstate Drive). Turn right on Woodland Street. Nissan Stadium will be on the left. Follow signs to parking lot ("M" lot on northwest corner/river side of stadium).

NISSAN STADIUM MEDIA WILL CALL/MEDIA ENTRANCE

The media will call window and media entrance are located in the northwest corner of Nissan Stadium near Gate 6. The media will call window opens three hours prior to kickoff.

FIELD MEDIA VESTS

All members of the media with field access during the game must wear a media vest. Still and video photographers will be issued tan vests, while team-affiliated video photographers (coaches' shows, etc.) will be issued gray vests. Additionally, media with in-game field access will be issued an armband. All vests and armbands must be obtained prior to each game at the check-in table. All vests must be returned at the conclusion of the game to Titans personnel or a designated vest receptacle.

NISSAN STADIUM PRESS BOX INTERNET ACCESS

Wireless internet access is available free of charge in the Nissan Stadium press box. The login information will be available upon arrival in the press box. A limited number of ethernet lines also are available. Accessing the wireless network works the same in the Nissan Stadium press box as it does in most areas with free connectivity. Titans staff may be able to assist in a limited manner, but you should first contact your company's I.T. department with any questions.

FROM NISSAN STADIUM PRESS BOX TO INTERVIEW ROOMS

Take the press box elevator (Level 3) to field level (Level 1). The Titans interview room is immediately on the right. Turn left and continue straight along the concourse to reach the visiting team's interview room (white line).

POSTGAME POLICIES

Reporters with press box credentials will not be allowed on the field during pre-game activities or during the game itself. Press box credentials do NOT provide access to the field at the two-minute warning in the fourth quarter. Media will be allowed to gather in the Titans interview room to watch the end of the game or remain in the press box to make the short walk down to the field level at the conclusion of the game. Interviews with Titans players are not permitted on the field following the game. The press conference will begin approximately 10 minutes following the conclusion of the game and will be held in the interview room across from the Titans locker room. Key players also will be brought to the interview room. Simultaneously, the locker room will open to credentialed media members with a working function. The press conference audio will be played live over the press box speakers.

POSTGAME QUOTES

Quotes from each team's head coach and key players will be transcribed and distributed throughout the Nissan Stadium press box following the game. The quotes also will be available at www.TennesseeTitans.com/media.

POOL REPORTS

Pool reporters are assigned by the Pro Football Writers of America. Requests for pool reports with game officials must be made in advance through the home team's media relations. Interviews will be conducted virtually. Pool reports will be recorded, transcribed and then distributed in the press box.

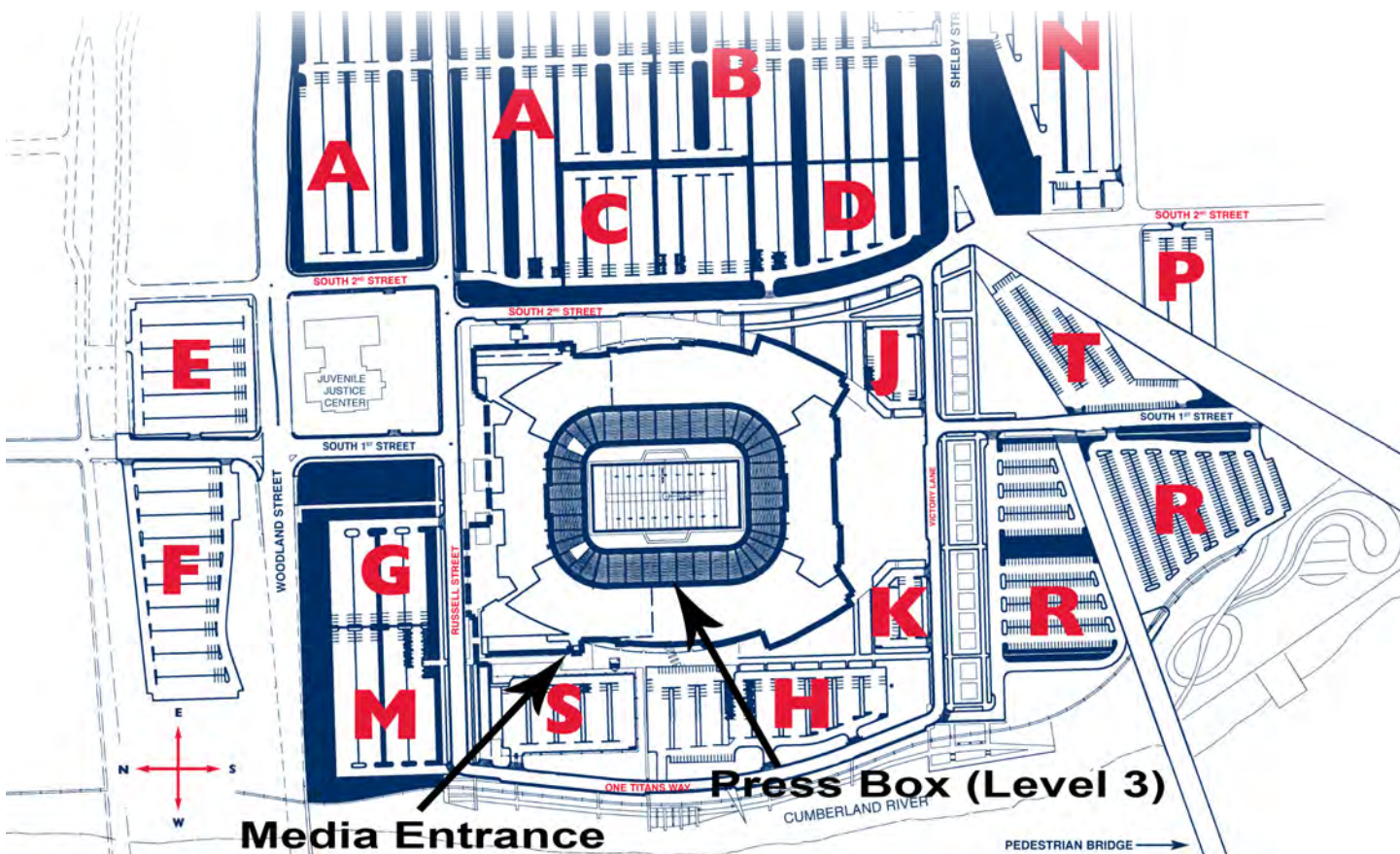
EXITING NISSAN STADIUM

FROM NISSAN STADIUM PRESS BOX TO STADIUM EXIT: Cross the press box catwalk to the third floor lobby. Take the stairs or elevator one floor down to Level 2. Exit through the doors and walk right to get to the "M" lot.

FROM NISSAN STADIUM TO AIRPORT (APPROXIMATELY 15 MINUTES): Take I-24 East toward Chattanooga to I-40 East toward Knoxville. The airport is at Exit 216A.

NISSAN STADIUM PARKING AND MEDIA ENTRANCE

The media will call window and media entrance are located in the northwest corner of Nissan Stadium near Gate 6. The media will call window opens three hours prior to kickoff.



2022 NFL DIVISIONAL STANDINGS

| AFC East | W | L | T | Pct | Home | Road | Conf | Div |
|----------------------|----|---|---|------|-------|-------|-------|-------|
| y-Buffalo Bills | 12 | 3 | 0 | .800 | 6-1-0 | 6-2-0 | 8-2-0 | 3-2-0 |
| Miami Dolphins | 8 | 7 | 0 | .533 | 5-2-0 | 3-5-0 | 6-4-0 | 2-2-0 |
| New England Patriots | 7 | 8 | 0 | .467 | 3-4-0 | 4-4-0 | 5-5-0 | 2-2-0 |
| New York Jets | 7 | 8 | 0 | .467 | 3-5-0 | 4-3-0 | 5-6-0 | 2-3-0 |

| AFC North | W | L | T | Pct | Home | Road | Conf | Div |
|----------------------|----|---|---|------|-------|-------|-------|-------|
| x-Cincinnati Bengals | 11 | 4 | 0 | .733 | 5-1-0 | 6-3-0 | 7-3-0 | 2-3-0 |
| x-Baltimore Ravens | 10 | 5 | 0 | .667 | 5-2-0 | 5-3-0 | 6-4-0 | 3-1-0 |
| Pittsburgh Steelers | 7 | 8 | 0 | .467 | 3-4-0 | 4-4-0 | 3-7-0 | 1-3-0 |
| Cleveland Browns | 6 | 9 | 0 | .400 | 4-4-0 | 2-5-0 | 4-7-0 | 3-2-0 |

| AFC South | W | L | T | Pct | Home | Road | Conf | Div |
|----------------------|---|----|---|------|-------|-------|-------|-------|
| Jacksonville Jaguars | 7 | 8 | 0 | .467 | 4-3-0 | 3-5-0 | 6-4-0 | 2-2-0 |
| Tennessee Titans | 7 | 8 | 0 | .467 | 3-4-0 | 4-4-0 | 5-6-0 | 3-2-0 |
| Indianapolis Colts | 4 | 9 | 1 | .321 | 2-4-0 | 2-5-1 | 4-5-1 | 1-3-1 |
| Houston Texans | 2 | 12 | 1 | .167 | 0-6-1 | 2-6-0 | 2-7-1 | 2-1-1 |

| AFC West | W | L | T | Pct | Home | Road | Conf | Div |
|----------------------|----|----|---|------|-------|-------|-------|-------|
| y-Kansas City Chiefs | 12 | 3 | 0 | .800 | 6-1-0 | 6-2-0 | 7-3-0 | 4-0-0 |
| Los Angeles Chargers | 8 | 6 | 0 | .571 | 4-3-0 | 4-3-0 | 6-4-0 | 2-3-0 |
| Las Vegas Raiders | 6 | 9 | 0 | .400 | 4-2-0 | 2-7-0 | 5-6-0 | 3-2-0 |
| Denver Broncos | 4 | 11 | 0 | .267 | 3-4-0 | 1-7-0 | 2-8-0 | 0-4-0 |

| NFC East | W | L | T | Pct | Home | Road | Conf | Div |
|-----------------------|----|---|---|------|-------|-------|-------|-------|
| x-Philadelphia Eagles | 13 | 2 | 0 | .867 | 6-1-0 | 7-1-0 | 8-2-0 | 3-2-0 |
| x-Dallas Cowboys | 11 | 4 | 0 | .733 | 8-1-0 | 3-3-0 | 8-3-0 | 4-1-0 |
| New York Giants | 8 | 6 | 1 | .567 | 4-3-1 | 4-3-0 | 4-6-1 | 1-3-1 |
| Washington Commanders | 7 | 7 | 1 | .500 | 3-4-0 | 4-3-1 | 4-6-1 | 1-3-1 |

| NFC North | W | L | T | Pct | Home | Road | Conf | Div |
|---------------------|----|----|---|------|-------|-------|-------|-------|
| y-Minnesota Vikings | 12 | 3 | 0 | .800 | 8-1-0 | 4-2-0 | 7-3-0 | 3-1-0 |
| Detroit Lions | 7 | 8 | 0 | .467 | 4-4-0 | 3-4-0 | 5-5-0 | 3-1-0 |
| Green Bay Packers | 7 | 8 | 0 | .467 | 4-3-0 | 3-5-0 | 5-5-0 | 2-2-0 |
| Chicago Bears | 3 | 12 | 0 | .200 | 2-6-0 | 1-6-0 | 1-9-0 | 0-4-0 |

| NFC South | W | L | T | Pct | Home | Road | Conf | Div |
|----------------------|---|----|---|------|-------|-------|-------|-------|
| Tampa Bay Buccaneers | 7 | 8 | 0 | .467 | 4-4-0 | 3-4-0 | 7-3-0 | 3-1-0 |
| Carolina Panthers | 6 | 9 | 0 | .400 | 5-4-0 | 1-5-0 | 5-5-0 | 3-1-0 |
| New Orleans Saints | 6 | 9 | 0 | .400 | 4-4-0 | 2-5-0 | 4-6-0 | 2-3-0 |
| Atlanta Falcons | 5 | 10 | 0 | .333 | 4-3-0 | 1-7-0 | 4-6-0 | 1-4-0 |

| NFC West | W | L | T | Pct | Home | Road | Conf | Div |
|-----------------------|----|----|---|------|-------|-------|-------|-------|
| y-San Francisco 49ers | 11 | 4 | 0 | .733 | 7-1-0 | 4-3-0 | 9-2-0 | 5-0-0 |
| Seattle Seahawks | 7 | 8 | 0 | .467 | 3-4-0 | 4-4-0 | 5-6-0 | 3-2-0 |
| Los Angeles Rams | 5 | 10 | 0 | .333 | 4-5-0 | 1-5-0 | 3-8-0 | 1-4-0 |
| Arizona Cardinals | 4 | 11 | 0 | .267 | 1-8-0 | 3-3-0 | 3-7-0 | 1-4-0 |

x - Clinched Playoffs; y - Clinched Division; z - Clinched Home Field

TITANS OFFENSIVE AND DEFENSIVE RANKINGS BY THE WEEK AND BY THE SEASON

| 2022 Season | | NFL OFFENSE | | | AFC OFFENSE | | |
|-------------|--------|-------------|------|------|-------------|------|------|
| Week | Opp. | Tot | Rush | Pass | Tot | Rush | Pass |
| 1 | NYG | 14 | 18 | 9 | 7 | 7 | 7 |
| 2 | at Buf | 27 | 24T | 25 | 14 | 11 | 14 |
| 3 | LV | 25 | 20 | 23 | 14 | 9 | 13 |
| 4 | at Ind | 29 | 20 | 26 | 15 | 9 | 15 |
| 5 | at Was | 30 | 20 | 29 | 16 | 9 | 16 |
| 6 | Bye | 31 | 21 | 28 | 16 | 10 | 16 |
| 7 | Ind | 31 | 20 | 29 | 16 | 9 | 16 |
| 8 | at Hou | 32 | 9 | 31 | 16 | 4 | 16 |
| 9 | at KC | 32 | 8 | 31 | 16 | 4 | 16 |
| 10 | Den | 32 | 9 | 31 | 16 | 4 | 16 |
| 11 | at GB | 29 | 16 | 21 | 15 | 5 | 16 |
| 12 | Cin | 29 | 12 | 29 | 15 | 5 | 16 |
| 13 | at Phi | 29t | 15 | 30 | 15 | 6 | 16 |
| 14 | Jax | 29 | 16 | 29 | 15 | 6 | 16 |
| 15 | at LAC | 29 | 15 | 29 | 15 | 6 | 16 |
| 16 | Hou | 30 | 12 | 30 | 15 | 5 | 16 |
| 17 | Dal | | | | | | |
| 18 | at Jax | | | | | | |

| 2022 Season | | NFL DEFENSE | | | AFC DEFENSE | | |
|-------------|--------|-------------|------|------|-------------|------|------|
| Week | Opp. | Tot | Rush | Pass | Tot | Rush | Pass |
| 1 | NYG | 23 | 30 | 4 | 13 | 15 | 1 |
| 2 | at Buf | 25T | 31 | 17T | 13T | 16 | 7T |
| 3 | LV | 26 | 29 | 24 | 13 | 15 | 13 |
| 4 | at Ind | 26 | 19 | 28T | 13 | 13 | 14 |
| 5 | at Was | 26 | 8 | 30T | 13 | 6 | 14T |
| 6 | Bye | 28 | 5T | 32 | 14 | 4T | 16 |
| 7 | Ind | 26 | 4 | 31 | 14 | 3 | 16 |
| 8 | at Hou | 14 | 2 | 24 | 6 | 1 | 11 |
| 9 | at KC | 21 | 2 | 30 | 11 | 1 | 15 |
| 10 | Den | 23 | 2 | 31 | 12 | 1 | 16 |
| 11 | at GB | 18 | 1 | 30 | 8 | 1 | 15 |
| 12 | Cin | 21 | 3 | 30 | 11 | 2 | 15 |
| 13 | at Phi | 22 | 3 | 31 | 11 | 2 | 16 |
| 14 | Jax | 24T | 3 | 31 | 13T | 2 | 16 |
| 15 | at LAC | 25 | 2 | 32 | 14 | 1 | 16 |
| 16 | Hou | 23 | 2 | 31 | 13 | 1 | 16 |
| 17 | Dal | | | | | | |
| 18 | at Jax | | | | | | |

Final regular season offensive rankings:

| Year | Tot | Rush | Pass |
|----------------|-----|------|------|
| Titans in 2021 | 17 | 5 | 24 |
| Titans in 2020 | 2T | 2 | 23 |
| Titans in 2019 | 12 | 3 | 21 |
| Titans in 2018 | 25 | 7 | 29 |
| Titans in 2017 | 23 | 15 | 23 |
| Titans in 2016 | 11 | 3 | 25 |
| Titans in 2015 | 30 | 25 | 25T |
| Titans in 2014 | 29 | 26 | 22 |
| Titans in 2013 | 22 | 14 | 21 |
| Titans in 2012 | 26 | 21 | 22 |
| Titans in 2011 | 17 | 31 | 12 |
| Titans in 2010 | 27 | 17 | 25 |
| Titans in 2009 | 12 | 2 | 23 |
| Titans in 2008 | 21 | 7 | 27 |
| Titans in 2007 | 21 | 5 | 27 |
| Titans in 2006 | 27 | 5 | 30 |
| Titans in 2005 | 17 | 23 | 9 |
| Titans in 2004 | 11 | 14 | 10 |
| Titans in 2003 | 8 | 26 | 5 |
| Titans in 2002 | 17 | 11 | 20 |
| Titans in 2001 | 8 | 12 | 8T |
| Titans in 2000 | 14 | 7 | 16 |
| Titans in 1999 | 13 | 13 | 13T |

Final regular season defensive rankings:

| Year | Tot | Rush | Pass |
|----------------|-----|------|------|
| Titans in 2021 | 12 | 2 | 25 |
| Titans in 2020 | 28 | 19 | 29 |
| Titans in 2019 | 21 | 12 | 24 |
| Titans in 2018 | 8 | 18 | 6 |
| Titans in 2017 | 13 | 4 | 25 |
| Titans in 2016 | 20 | 2 | 30 |
| Titans in 2015 | 12 | 18 | 7 |
| Titans in 2014 | 27 | 31 | 15 |
| Titans in 2013 | 14 | 20 | 11 |
| Titans in 2012 | 27 | 24 | 26 |
| Titans in 2011 | 18T | 24 | 14 |
| Titans in 2010 | 26 | 20 | 29 |
| Titans in 2009 | 28 | 11T | 31 |
| Titans in 2008 | 7 | 6 | 9 |
| Titans in 2007 | 5 | 5 | 10 |
| Titans in 2006 | 32 | 30 | 27 |
| Titans in 2005 | 19 | 22 | 17 |
| Titans in 2004 | 27 | 18 | 26 |
| Titans in 2003 | 12 | 1 | 30 |
| Titans in 2002 | 10 | 2 | 25 |
| Titans in 2001 | 25 | 5 | 31 |
| Titans in 2000 | 1 | 3 | 1 |
| Titans in 1999 | 17 | 10 | 25 |

GAME PREVIEW

TEAM NOTES

PLAYER NOTES

MEDIA

STATISTICS

ROSTERS

TENNESSEE TITANS OFFENSIVE AND DEFENSIVE STATS, 1999-2021 (REGULAR SEASON)

| OFFENSE | 1999-2021 TITANS - OFFENSE | | | | | | | | | | | | | | | | | | | | | | |
|-------------------------|----------------------------|-------|-------|-------|-------|-------|-------|-------|-------|-------|-------|-------|-------|-------|-------|-------|-------|-------|-------|-------|-------|-------|-------|
| | 2021 | 2020 | 2019 | 2018 | 2017 | 2016 | 2015 | 2014 | 2013 | 2012 | 2011 | 2010 | 2009 | 2008 | 2007 | 2006 | 2005 | 2004 | 2003 | 2002 | 2001 | 2000 | 1999 |
| GAMES (Won-Lost) | 12-5 | 11-5 | 9-7 | 9-7 | 9-7 | 9-7 | 3-13 | 2-14 | 7-9 | 6-10 | 9-7 | 6-10 | 8-8 | 13-3 | 10-6 | 8-8 | 4-12 | 5-11 | 12-4 | 11-5 | 7-9 | 13-3 | 13-3 |
| FIRST DOWNS | 362 | 381 | 317 | 289 | 290 | 322 | 298 | 258 | 311 | 260 | 281 | 252 | 288 | 268 | 306 | 261 | 279 | 308 | 310 | 312 | 288 | 299 | 294 |
| Rushing | 134 | 142 | 104 | 106 | 97 | 115 | 66 | 75 | 103 | 70 | 71 | 73 | 115 | 108 | 118 | 105 | 72 | 85 | 84 | 112 | 87 | 107 | 109 |
| Passing | 194 | 203 | 177 | 156 | 157 | 175 | 195 | 159 | 172 | 166 | 185 | 155 | 154 | 143 | 171 | 133 | 191 | 200 | 211 | 182 | 179 | 167 | 167 |
| Penalty | 34 | 36 | 36 | 27 | 36 | 32 | 37 | 24 | 36 | 24 | 25 | 24 | 19 | 17 | 17 | 23 | 16 | 23 | 15 | 18 | 22 | 25 | 18 |
| YDS GAINED (tot) | 5,822 | 6,343 | 5,805 | 4,998 | 5,024 | 5,728 | 4,988 | 4,859 | 5,390 | 5,010 | 5,361 | 4,834 | 5,623 | 5,018 | 4,987 | 4,810 | 5,122 | 5,487 | 5,501 | 5,272 | 5,352 | 5,350 | 5,296 |
| Avg per Game | 342.5 | 396.4 | 362.8 | 312.4 | 314.0 | 358.0 | 311.8 | 303.7 | 336.9 | 313.1 | 335.1 | 302.1 | 351.4 | 313.6 | 311.7 | 300.6 | 320.1 | 342.9 | 343.8 | 329.5 | 334.5 | 334.4 | 331.0 |
| RUSHING (net) | 2,404 | 2,690 | 2,223 | 2,023 | 1,833 | 2,187 | 1,485 | 1,447 | 1,894 | 1,687 | 1,438 | 1,727 | 2,592 | 2,199 | 2,109 | 2,214 | 1,525 | 1,871 | 1,623 | 1,952 | 1,794 | 2,085 | 1,811 |
| Avg per Game | 141.4 | 168.1 | 138.9 | 126.4 | 114.6 | 136.7 | 92.8 | 90.4 | 118.4 | 105.4 | 89.9 | 107.9 | 162.0 | 137.4 | 131.8 | 138.4 | 95.3 | 116.9 | 101.4 | 122.0 | 112.1 | 130.3 | 113.2 |
| Rushes | 551 | 521 | 445 | 454 | 443 | 476 | 371 | 356 | 462 | 378 | 376 | 406 | 499 | 508 | 543 | 469 | 397 | 420 | 486 | 511 | 468 | 546 | 459 |
| Yards per Rush | 4.4 | 5.2 | 5.0 | 4.5 | 4.1 | 4.6 | 4.0 | 4.1 | 4.1 | 4.5 | 3.8 | 4.3 | 5.2 | 4.3 | 3.9 | 4.7 | 3.8 | 4.5 | 3.3 | 3.8 | 3.8 | 3.8 | 3.9 |
| PASSING (net) | 3,418 | 3,653 | 3,582 | 2,975 | 3,191 | 3,541 | 3,503 | 3,412 | 3,496 | 3,323 | 3,923 | 3,107 | 3,031 | 2,819 | 2,878 | 2,596 | 3,597 | 3,616 | 3,878 | 3,320 | 3,558 | 3,265 | 3,485 |
| Avg per Game | 201.1 | 228.3 | 223.9 | 185.9 | 199.4 | 221.3 | 218.9 | 213.3 | 218.5 | 207.7 | 245.2 | 194.2 | 189.4 | 176.2 | 179.9 | 162.3 | 224.8 | 226.0 | 242.4 | 207.5 | 222.4 | 204.1 | 217.8 |
| Passes Att. | 535 | 485 | 448 | 437 | 496 | 504 | 551 | 513 | 533 | 540 | 584 | 474 | 476 | 453 | 464 | 447 | 594 | 589 | 502 | 500 | 515 | 462 | 527 |
| Completed | 359 | 316 | 297 | 293 | 306 | 307 | 342 | 299 | 328 | 318 | 353 | 273 | 271 | 265 | 288 | 226 | 358 | 356 | 315 | 306 | 307 | 286 | 304 |
| Pct Completed | 67.1 | 65.2 | 66.3 | 67.0 | 61.7 | 60.9 | 62.1 | 58.3 | 61.5 | 58.9 | 60.4 | 57.6 | 56.9 | 58.5 | 62.1 | 50.6 | 60.3 | 60.4 | 62.7 | 61.2 | 59.6 | 61.9 | 57.7 |
| Yards Gained | 3745 | 3826 | 3956 | 3,255 | 3,394 | 3,720 | 3,893 | 3,738 | 3,710 | 3,577 | 4,113 | 3,278 | 3,104 | 2,902 | 3,077 | 2,748 | 3,797 | 3,933 | 4,031 | 3,441 | 3,867 | 3,430 | 3,622 |
| Sacked | 47 | 25 | 56 | 47 | 35 | 28 | 54 | 50 | 37 | 39 | 24 | 27 | 15 | 12 | 30 | 29 | 31 | 44 | 25 | 21 | 43 | 28 | 25 |
| Yards Lost | 327 | 173 | 374 | 280 | 203 | 179 | 390 | 326 | 214 | 254 | 190 | 171 | 73 | 83 | 199 | 152 | 200 | 317 | 153 | 121 | 309 | 165 | 137 |
| Had intercepted | 14 | 7 | 8 | 12 | 17 | 11 | 17 | 16 | 16 | 16 | 14 | 15 | 15 | 9 | 17 | 19 | 14 | 19 | 9 | 15 | 17 | 16 | 13 |
| Yards Opp Ret | 252 | 81 | 204 | 219 | 262 | 203 | 263 | 214 | 132 | 260 | 167 | 120 | 121 | 88 | 116 | 250 | 293 | 306 | 264 | 179 | 163 | 236 | 227 |
| Opp TDs on Int | 0 | 0 | 0 | 1 | 2 | 3 | 3 | 1 | 1 | 4 | 3 | 1 | 0 | 0 | 0 | 2 | 4 | 2 | 3 | 2 | 2 | 3 | 2 |
| PUNTS | 58 | 50 | 78 | 75 | 75 | 77 | 88 | 89 | 79 | 83 | 86 | 77 | 69 | 87 | 73 | 88 | 78 | 79 | 71 | 66 | 85 | 76 | 90 |
| Avg Yards | 44.3 | 45.1 | 47.1 | 46.4 | 49.7 | 44.2 | 47.4 | 46.3 | 42.9 | 46.4 | 43.6 | 42.9 | 43.4 | 42.8 | 41.9 | 42.7 | 43.2 | 42.9 | 43.9 | 41.3 | 42.0 | 40.8 | 42.5 |
| PUNT RETURNS | 30 | 23 | 22 | 27 | 36 | 30 | 38 | 30 | 31 | 31 | 47 | 27 | 33 | 34 | 42 | 37 | 45 | 40 | 37 | 28 | 36 | 53 | 40 |
| Avg Return | 9.8 | 9.0 | 7.7 | 8.8 | 8.5 | 7.9 | 8.1 | 6.9 | 7.7 | 15.3 | 10.4 | 12.2 | 6.7 | 9.7 | 8.7 | 12.6 | 9.3 | 4.3 | 11.6 | 7.8 | 7.8 | 12.7 | 9.0 |
| Returned for TD | 0 | 0 | 0 | 0 | 0 | 0 | 0 | 0 | 0 | 3 | 1 | 1 | 0 | 0 | 0 | 3 | 1 | 0 | 1 | 0 | 0 | 1 | 1 |
| KICKOFF RETURNS | 40 | 38 | 30 | 23 | 28 | 33 | 33 | 48 | 44 | 63 | 32 | 64 | 69 | 52 | 52 | 79 | 70 | 79 | 68 | 50 | 71 | 47 | 56 |
| Avg Return | 19.5 | 20.2 | 21.3 | 32.0 | 22.1 | 19.1 | 20.6 | 23.4 | 24.9 | 23.6 | 26.0 | 24.3 | 20.5 | 25.4 | 21.1 | 23.2 | 24.2 | 19.7 | 19.1 | 19.6 | 19.9 | 26.1 | 18.6 |
| Returned for TD | 0 | 1 | 0 | 1 | 0 | 0 | 0 | 0 | 0 | 1 | 1 | 1 | 0 | 0 | 0 | 0 | 0 | 0 | 0 | 0 | 1 | 0 | 0 |
| PENALTIES | 103 | 86 | 99 | 82 | 85 | 110 | 93 | 111 | 101 | 106 | 104 | 128 | 98 | 108 | 101 | 94 | 125 | 110 | 110 | 112 | 119 | 107 | 114 |
| Yards Penalized | 973 | 783 | 932 | 727 | 785 | 1,012 | 779 | 961 | 900 | 847 | 960 | 1,040 | 821 | 855 | 773 | 803 | 1,002 | 923 | 887 | 891 | 1,025 | 870 | 1,069 |
| FUMBLES BY | 25 | 15 | 21 | 18 | 10 | 17 | 25 | 23 | 27 | 21 | 17 | 22 | 27 | 18 | 32 | 29 | 27 | 33 | 24 | 20 | 18 | 24 | 17 |
| Fumbles Lost | 11 | 5 | 9 | 6 | 8 | 7 | 16 | 10 | 9 | 12 | 8 | 14 | 16 | 8 | 17 | 7 | 12 | 12 | 12 | 10 | 11 | 14 | 9 |
| Opp Fumbles | 21 | 21 | 16 | 14 | 23 | 12 | 16 | 7 | 24 | 15 | 20 | 25 | 20 | 28 | 26 | 19 | 20 | 22 | 21 | 22 | 21 | 39 | 39 |
| Opp Fum Lost | 6 | 8 | 9 | 6 | 9 | 6 | 8 | 4 | 12 | 5 | 12 | 8 | 7 | 11 | 12 | 11 | 11 | 12 | 13 | 11 | 11 | 13 | 24 |
| POSS. TIME (avg) | 32:40 | 28:28 | 28:31 | 29:28 | 29:51 | 30:32 | 29:25 | 27:31 | 30:00 | 27:18 | 27:52 | 25:54 | 28:27 | 29:09 | 31:38 | 27:17 | 31:13 | 31:40 | 32:52 | 32:47 | 31:29 | 33:48 | 31:30 |
| TOUCHDOWNS | 49 | 62 | 54 | 34 | 33 | 46 | 37 | 28 | 41 | 36 | 34 | 40 | 39 | 41 | 28 | 36 | 33 | 41 | 48 | 42 | 39 | 38 | 46 |
| Rushing | 23 | 26 | 21 | 15 | 18 | 16 | 10 | 6 | 16 | 10 | 8 | 13 | 19 | 24 | 17 | 15 | 8 | 12 | 11 | 16 | 12 | 14 | 19 |
| Passing | 22 | 33 | 29 | 16 | 14 | 29 | 25 | 20 | 22 | 17 | 22 | 24 | 16 | 13 | 9 | 13 | 20 | 27 | 30 | 22 | 23 | 18 | 23 |
| Returns | 4 | 3 | 4 | 3 | 1 | 1 | 2 | 2 | 3 | 9 | 4 | 3 | 4 | 4 | 2 | 8 | 5 | 2 | 7 | 4 | 4 | 6 | 4 |
| EXTRA-PT KICKS | 43/47 | 51/53 | 50/52 | 28/31 | 31/33 | 39/41 | 29/31 | 27/27 | 41/41 | 35/35 | 34/34 | 38/38 | 37/37 | 40/40 | 28/28 | 32/32 | 30/32 | 39/39 | 43/44 | 36/36 | 34/35 | 37/38 | 43/43 |
| 2-PT CONVERSIONS | 2/2 | 4/7 | 1/2 | 0/1 | 0/0 | 0/5 | 3/5 | 0/1 | 0/0 | 1/1 | 0/0 | 1/2 | 1/2 | 1/1 | 0/0 | 3/3 | 0/1 | 1/2 | 3/4 | 2/6 | 3/4 | 0/0 | 1/3 |
| FIELD GOALS/FGA | 26/32 | 20/28 | 8/18 | 26/30 | 35/42 | 22/24 | 14/16 | 19/22 | 25/29 | 25/31 | 29/32 | 24/26 | 27/32 | 29/33 | 35/39 | 22/28 | 23/29 | 19/27 | 32/37 | 25/31 | 20/28 | 27/33 | 21/25 |
| POINTS SCORED | 419 | 491 | 402 | 310 | 334 | 381 | 299 | 254 | 362 | 330 | 325 | 356 | 354 | 375 | 301 | 324 | 299 | 344 | 435 | 367 | 336 | 346 | 392 |
| TURNOVER DIFF. | -3 | +11 | +6 | -1 | -4 | 0 | -14 | -10 | 0 | -4 | +1 | -4 | -4 | +14 | 0 | +2 | -6 | -1 | +13 | +4 | -4 | 0 | +19 |

| DEFENSE | 1999-2021 TITANS - DEFENSE | | | | | | | | | | | | | | | | | | | | | | |
|--------------------------|----------------------------|-------|-------|-------|-------|-------|-------|-------|-------|-------|-------|-------|-------|-------|-------|-------|-------|-------|-------|-------|-------|-------|-------|
| | 2021 | 2020 | 2019 | 2018 | 2017 | 2016 | 2015 | 2014 | 2013 | 2012 | 2011 | 2010 | 2009 | 2008 | 2007 | 2006 | 2005 | 2004 | 2003 | 2002 | 2001 | 2000 | 1999 |
| POINTS ALLOWED | 354 | 439 | 331 | 303 | 356 | 378 | 423 | 438 | 381 | 471 | 317 | 339 | 402 | 234 | 297 | 400 | 421 | 439 | 324 | 324 | 388 | 191 | 324 |
| OPP FIRST DOWNS | 331 | 391 | 335 | 298 | 323 | 324 | 317 | 357 | 329 | 358 | 324 | 356 | 323 | 276 | 268 | 329 | 294 | 318 | 275 | 297 | 300 | 215 | 300 |
| Rushing | 90 | 113 | 95 | 98 | 68 | 70 | 101 | 119 | 108 | 122 | 111 | 107 | 89 | 81 | 80 | 121 | 89 | 99 | 79 | 75 | 79 | 62 | 81 |
| Passing | 204 | 247 | 213 | 182 | 231 | 227 | 192 | 211 | 191 | 210 | 187 | 214 | 210 | 166 | 165 | 181 | 180 | 189 | 167 | 197 | 192 | 134 | 193 |
| Penalty | 37 | 31 | 27 | 18 | 24 | 27 | 24 | 27 | 30 | 26 | 26 | 35 | 24 | 29 | 23 | 27 | 25 | 30 | 29 | 25 | 29 | 19 | 26 |
| OPP YARDS GAINED | 5,607 | 6,372 | 5,752 | 5,334 | 5,248 | 5,720 | 5,475 | 5,968 | 5,407 | 5,999 | 5,682 | 5,883 | 5,850 | 4,698 | 4,665 | 5,915 | 5,110 | 5,724 | 4,901 | 4,964 | 5,515 | 3,814 | 5,245 |
| Avg per Game | 329.8 | 398.3 | 359.5 | 333.4 | 328.0 | 357.5 | 342.2 | 373.0 | 337.9 | 374.9 | 355.1 | 367.7 | 365.6 | 293.6 | 291.6 | 369.7 | 319.4 | 357.8 | 306.3 | 310.3 | 344.7 | 238.4 | 327.8 |
| OPP RUSHING (net) | 1,438 | 1,933 | 1,672 | 1,863 | 1,420 | 1,413 | 1,797 | 2,195 | 1,795 | 2,035 | 2,053 | 1,851 | 1,711 | 1,502 | 1,478 | 2,313 | 1,894 | 1,917 | 1,295 | 1,424 | 1,431 | 1,390 | 1,550 |
| Avg per Game | 84.6 | 120.8 | 104.5 | 116.4 | 88.8 | 88.3 | 112.3 | 137.2 | 112.2 | 127.2 | 128.3 | 115.7 | 106.9 | 93.9 | 92.4 | 144.6 | 118.4 | 119.8 | 80.9 | 89.0 | 89.4 | 86.9 | 96.9 |
| Rushes | 368 | 427 | 415 | 429 | 398 | 356 | 462 | 515 | 446 | 483 | 461 | 474 | 402 | 403 | 369 | 506 | 449 | 421 | 342 | 372 | 405 | 387 | 383 |
| Yards per Rush | 3.9 | 4.5 | 4.0 | 4.3 | 3.6 | 4.0 | 3.9 | 4.3 | 4.0 | 4.2 | 4.5 | 3.9</ | | | | | | | | | | | |

2022 TENNESSEE TITANS REGULAR SEASON STATISTICS

Won 7, Lost 8

| Date | W-L | Score | OT | Opponent | Attendance |
|-------|-----|-------|----|------------------|------------|
| 09/11 | L | 20-21 | | N.Y. Giants | 67,805 |
| 09/19 | L | 7-41 | | at Buffalo | 70,683 |
| 09/25 | W | 24-22 | | Las Vegas | 68,649 |
| 10/02 | W | 24-17 | | at Indianapolis | 65,781 |
| 10/09 | W | 21-17 | | at Washington | 51,836 |
| 10/23 | W | 19-10 | | Indianapolis | 69,459 |
| 10/30 | W | 17-10 | | at Houston | 68,467 |
| 11/06 | L | 17-20 | OT | at Kansas City | 73,475 |
| 11/13 | W | 17-10 | | Denver | 69,240 |
| 11/17 | W | 27-17 | | at Green Bay | 77,506 |
| 11/27 | L | 16-20 | | Cincinnati | 69,441 |
| 12/04 | L | 10-35 | | at Philadelphia | 69,879 |
| 12/11 | L | 22-36 | | Jacksonville | 68,409 |
| 12/18 | L | 14-17 | | at L.A. Chargers | 70,240 |
| 12/24 | L | 14-19 | | Houston | 66,634 |
| 12/29 | | | | Dallas | |
| 01/08 | | | | at Jacksonville | |

| Statistic | Tenn. | Opp. |
|--------------------------|----------------|----------------|
| Total First Downs | 241 | 300 |
| Rushing | 94 | 86 |
| Passing | 128 | 189 |
| Penalty | 19 | 25 |
| 3rd Down: Made/Att | 67/186 | 64/201 |
| 3rd Down Pct. | 36.0 | 31.8 |
| 4th Down: Made/Att | 6/12 | 19/26 |
| 4th Down Pct. | 50.0 | 73.1 |
| Possession Avg. | 29:00 | 31:00 |
| Total Net Yards | 4416 | 5395 |
| Avg. Per Game | 294.4 | 359.7 |
| Total Plays | 855 | 979 |
| Avg. Per Play | 5.2 | 5.5 |
| Net Yards Rushing | 1887 | 1201 |
| Avg. Per Game | 125.8 | 80.1 |
| Total Rushes | 424 | 344 |
| Net Yards Passing | 2529 | 4194 |
| Avg. Per Game | 168.6 | 279.6 |
| Sacked/Yards Lost | 43/287 | 37/247 |
| Gross Yards | 2816 | 4441 |
| Att./Completions | 388/245 | 598/390 |
| Completion Pct. | 63.1 | 65.2 |
| Had Intercepted | 9 | 12 |
| Punts/Average | 82/53.4 | 77/45.0 |
| Net Punting Avg. | 82/44.4 | 77/40.0 |
| Penalties/Yards | 95/792 | 108/776 |
| Fumbles/Ball Lost | 19/10 | 17/4 |
| Touchdowns | 32 | 36 |
| Rushing | 16 | 8 |
| Passing | 14 | 26 |
| Returns | 2 | 2 |

| Score By Periods | Q1 | Q2 | Q3 | Q4 | OT | PTS |
|------------------|-----------|------------|-----------|-----------|----------|------------|
| Team | 80 | 105 | 47 | 37 | 0 | 269 |
| Opponents | 50 | 93 | 95 | 71 | 3 | 312 |

| Scoring | TD | Rush | Rec | Ret | K-PAT | FG | S | PTS |
|------------------|-----------|-----------|-----------|----------|--------------|--------------|----------|------------|
| Henry | 13 | 13 | 0 | 0 | | | 0 | 78 |
| Bullock | 0 | 0 | 0 | 0 | 26/26 | 12/15 | 0 | 62 |
| Hilliard | 4 | 0 | 4 | 0 | | | 0 | 24 |
| Westbrook-Ikhine | 3 | 0 | 3 | 0 | | | 0 | 18 |
| Okonkwo | 2 | 0 | 2 | 0 | | | 0 | 14 |
| Burks | 2 | 0 | 1 | 1 | | | 0 | 12 |
| Hooper | 2 | 0 | 2 | 0 | | | 0 | 12 |
| Tannehill | 2 | 2 | 0 | 0 | | | 0 | 12 |
| Shudak | 0 | 0 | 0 | 0 | 1/1 | 3/4 | 0 | 10 |
| Adams | 1 | 0 | 0 | 1 | | | 0 | 6 |
| Swaim | 1 | 0 | 1 | 0 | | | 0 | 6 |
| Willis | 1 | 1 | 0 | 0 | | | 0 | 6 |
| Woods | 1 | 0 | 1 | 0 | | | 0 | 6 |
| Lambo | 0 | 0 | 0 | 0 | 3/4 | 0/0 | 0 | 3 |
| Team | 32 | 16 | 14 | 2 | 30/31 | 15/19 | 0 | 269 |
| Opponents | 36 | 8 | 26 | 2 | 27/29 | 21/23 | 0 | 312 |

2-Pt Conv: Okonkwo, TM 1-1, OPP 3-7

Sacks: Autry 8, Simmons 7.5, Walker 6.5, Weaver 5.5, Dupree 4, Edwards 3, Cole 1, N. Jones 1, Okuyinonu 0.5, **TM 37, OPP 43**

FUM/Lost: Henry 6/3, Tannehill 3/2, Willis 3/2, Phillips 2/2, Board 1/0, Hooker 1/0, Kinsey 1/0, Thompson 1/0, Woods 1/1

| Passing | Att | Cmp | Yds | Cmp% | Yds/Att | TD | TD% | Int | Int% | Long | Sack/Lost | Rating |
|------------------|------------|------------|-------------|-------------|-------------|-----------|------------|-----------|------------|------------|---------------|-------------|
| Tannehill | 325 | 212 | 2536 | 65.2 | 7.80 | 13 | 4.0 | 6 | 1.8 | 69 | 33/238 | 94.6 |
| Willis | 61 | 31 | 276 | 50.8 | 4.52 | 0 | 0.0 | 3 | 4.9 | 48 | 10/49 | 42.8 |
| Henry | 2 | 2 | 4 | 100.0 | 2.00 | 1 | 50.0 | 0 | 0.0 | 3t | 0/0 | 118.8 |
| Team | 388 | 245 | 2816 | 63.1 | 7.26 | 14 | 3.6 | 9 | 2.3 | 69 | 43/287 | 87.3 |
| Opponents | 598 | 390 | 4441 | 65.2 | 7.43 | 26 | 4.3 | 12 | 2.0 | 75t | 37/247 | 93.5 |

| Rushing | No. | Yds | Avg | Long | TD |
|------------------|------------|-------------|------------|-----------|-----------|
| Henry | 319 | 1429 | 4.5 | 56 | 13 |
| Hilliard | 22 | 145 | 6.6 | 30 | 0 |
| Willis | 27 | 123 | 4.6 | 17 | 1 |
| Tannehill | 34 | 98 | 2.9 | 17 | 2 |
| Haskins | 11 | 50 | 4.5 | 9 | 0 |
| Burks | 3 | 27 | 9.0 | 15 | 0 |
| Chestnut | 5 | 13 | 2.6 | 5 | 0 |
| Okonkwo | 3 | 2 | 0.7 | 6 | 0 |
| Team | 424 | 1887 | 4.5 | 56 | 16 |
| Opponents | 344 | 1201 | 3.5 | 68 | 8 |

| Receiving | No. | Yds | Avg | Long | TD |
|------------------|------------|-------------|-------------|------------|-----------|
| Woods | 44 | 448 | 10.2 | 41 | 1 |
| Hooper | 36 | 400 | 11.1 | 24 | 2 |
| Henry | 32 | 379 | 11.8 | 69 | 0 |
| Okonkwo | 26 | 384 | 14.8 | 48 | 2 |
| Burks | 25 | 359 | 14.4 | 51 | 1 |
| Westbrook-Ikhine | 24 | 393 | 16.4 | 63t | 3 |
| Hilliard | 21 | 177 | 8.4 | 31 | 4 |
| Swaim | 10 | 49 | 4.9 | 13 | 1 |
| Phillips | 8 | 78 | 9.8 | 21 | 0 |
| Haskins | 7 | 31 | 4.4 | 9 | 0 |
| Conley | 4 | 46 | 11.5 | 27 | 0 |
| Hollister | 3 | 54 | 18.0 | 27 | 0 |
| Chestnut | 2 | 8 | 4.0 | 4 | 0 |
| Board | 1 | 6 | 6.0 | 6 | 0 |
| Kinsey | 1 | 3 | 3.0 | 3 | 0 |
| McMath | 1 | 1 | 1.0 | 1 | 0 |
| Team | 245 | 2816 | 11.5 | 69 | 14 |
| Opponents | 390 | 4441 | 11.4 | 75t | 26 |

| Interceptions | No. | Yds | Avg | Long | TD |
|------------------|-----------|------------|-------------|------------|----------|
| Byard | 2 | 27 | 13.5 | 24 | 0 |
| Long | 2 | 4 | 2.0 | 4 | 0 |
| Adams | 1 | 76 | 76.0 | 76t | 1 |
| Gibbens | 1 | 7 | 7.0 | 7 | 0 |
| McCreary | 1 | 4 | 4.0 | 4 | 0 |
| Mitchell | 1 | 1 | 1.0 | 1 | 0 |
| Fulton | 1 | 0 | 0.0 | 0 | 0 |
| Hooker | 1 | 0 | 0.0 | 0 | 0 |
| Kalu | 1 | 0 | 0.0 | 0 | 0 |
| Tart | 1 | 0 | 0.0 | 0 | 0 |
| Team | 12 | 119 | 9.9 | 76t | 1 |
| Opponents | 9 | 150 | 16.7 | 43t | 1 |

| Punting | No. | Yds | Avg | Net | TB | In | Lg | B |
|------------------|-----------|-------------|-------------|-------------|----------|-----------|-----------|----------|
| Stonehouse | 82 | 4376 | 53.4 | 44.4 | 8 | 29 | 74 | 0 |
| Team | 82 | 4376 | 53.4 | 44.4 | 8 | 29 | 74 | 0 |
| Opponents | 77 | 3464 | 45.0 | 40.0 | 4 | 25 | 69 | 0 |

| Punt Returns | Ret | FC | Yds | Avg | Long | TD |
|------------------|-----------|-----------|------------|-------------|-----------|----------|
| Board | 14 | 5 | 147 | 10.5 | 19 | 0 |
| Woods | 10 | 11 | 88 | 8.8 | 21 | 0 |
| Phillips | 5 | 2 | 62 | 12.4 | 46 | 0 |
| Hilliard | 2 | 0 | 4 | 2.0 | 4 | 0 |
| Kinsey | 2 | 3 | 0 | 0.0 | 0 | 0 |
| Hooker | 1 | 0 | 0 | 0.0 | 0 | 0 |
| Thompson | 1 | 0 | 0 | 0.0 | 0 | 0 |
| Team | 35 | 21 | 301 | 8.6 | 46 | 0 |
| Opponents | 54 | 10 | 574 | 10.6 | 27 | 0 |

| Kickoff Returns | No. | Yds | Avg | Long | TD |
|------------------|-----------|------------|-------------|-----------|----------|
| Haskins | 19 | 414 | 21.8 | 37 | 0 |
| Chestnut | 7 | 144 | 20.6 | 33 | 0 |
| Board | 4 | 82 | 20.5 | 22 | 0 |
| Cannon | 2 | 33 | 16.5 | 19 | 0 |
| Hilliard | 1 | 23 | 23.0 | 23 | 0 |
| Team | 33 | 696 | 21.1 | 37 | 0 |
| Opponents | 28 | 523 | 18.7 | 32 | 0 |

| Field Goals | 1-19 | 20-29 | 30-39 | 40-49 | 50+ |
|------------------|------------|------------|------------|------------|------------|
| Bullock | 0/0 | 4/4 | 3/3 | 5/7 | 0/1 |
| Shudak | 0/0 | 1/1 | 2/3 | 0/0 | 0/0 |
| Team | 0/0 | 5/5 | 5/6 | 5/7 | 0/1 |
| Opponents | 0/0 | 6/6 | 8/8 | 5/6 | 2/3 |

Bullock: (46G,23G,47N) () (48G) (44G) () (27G,28G,38G,48G) (48N,29G) (44G) (35G) () (36G) () (51N) ()
 Shudak: () () () () () () () (33G,35N,24G,38G) () () ()
 OPP: () (49G,37G) (21G,32G,35G) (27G,51N) (50G) (50G) (43G) (23G,47N,28G) (39G) (39G) (47G,38G) () (37G,43G,33G) (43G) (25G,22G)

GAME PREVIEW

TEAM NOTES

PLAYER NOTES

MEDIA

STATISTICS

ROSTERS

2022 TENNESSEE TITANS REGULAR SEASON DEFENSIVE STATISTICS

| PLAYER | TACKLES | | | SACKS | | INTERCEPTIONS | | | | | FUMBLES | | | | |
|---------------------|------------|------------|------------|-------------|--------------|---------------|-----------|-----------|------------|------------|----------|-----------|-----------|----------|----------|
| | Tot | Solo | Asst | Sk | Yds | QB | TFL | No | Yds | Lg | TD | PD | FF | FR | Yds |
| Byard, Kevin | 96 | 62 | 34 | 0.0 | 0.0 | 2 | 0 | 2 | 27 | 24 | 0 | 4 | 0 | 0 | 0 |
| Long Jr., David | 86 | 52 | 34 | 0.0 | 0.0 | 5 | 7 | 2 | 4 | 4 | 0 | 5 | 0 | 0 | 0 |
| McCreary, Roger | 81 | 66 | 15 | 0.0 | 0.0 | 1 | 2 | 1 | 4 | 4 | 0 | 6 | 0 | 0 | 0 |
| Adams, Andrew | 58 | 41 | 17 | 0.0 | 0.0 | 4 | 0 | 1 | 76 | 76t | 1 | 3 | 0 | 0 | 0 |
| Simmons, Jeffery | 52 | 24 | 28 | 7.5 | 65.0 | 41 | 9 | 0 | 0 | 0 | 0 | 7 | 1 | 0 | 0 |
| Cole, Dylan | 50 | 33 | 17 | 1.0 | 9.0 | 3 | 4 | 0 | 0 | 0 | 0 | 1 | 0 | 0 | 0 |
| Fulton, Kristian | 43 | 31 | 12 | 0.0 | 0.0 | 0 | 3 | 1 | 0 | 0 | 0 | 5 | 1 | 1 | 0 |
| Rice, Monty | 42 | 24 | 18 | 0.0 | 0.0 | 1 | 3 | 0 | 0 | 0 | 0 | 1 | 0 | 0 | 0 |
| Hooker, Amani | 41 | 34 | 7 | 0.0 | 0.0 | 4 | 1 | 1 | 0 | 0 | 0 | 3 | 1 | 1 | 0 |
| Mitchell, Terrance | 39 | 31 | 8 | 0.0 | 0.0 | 0 | 1 | 1 | 1 | 1 | 0 | 4 | 1 | 0 | 0 |
| Kalu, Joshua | 30 | 17 | 13 | 0.0 | 0.0 | 1 | 1 | 1 | 0 | 0 | 0 | 5 | 1 | 0 | 0 |
| Walker, DeMarcus | 27 | 20 | 7 | 6.5 | 43.0 | 25 | 9 | 0 | 0 | 0 | 0 | 0 | 0 | 0 | 0 |
| Autry, Denico | 27 | 17 | 10 | 8.0 | 56.0 | 42 | 8 | 0 | 0 | 0 | 0 | 4 | 2 | 0 | 0 |
| Tart, Teair | 25 | 15 | 10 | 0.0 | 0.0 | 16 | 3 | 1 | 0 | 0 | 0 | 6 | 0 | 0 | 0 |
| Weaver, Rashad | 24 | 16 | 8 | 5.5 | 27.0 | 38 | 7 | 0 | 0 | 0 | 0 | 4 | 2 | 0 | 0 |
| Cunningham, Zach | 24 | 14 | 10 | 0.0 | 0.0 | 1 | 0 | 0 | 0 | 0 | 0 | 2 | 0 | 0 | 0 |
| Strong, Kevin | 20 | 11 | 9 | 0.0 | 0.0 | 12 | 0 | 0 | 0 | 0 | 0 | 1 | 0 | 0 | 0 |
| Dupree, Bud | 18 | 14 | 4 | 4.0 | 24.0 | 33 | 6 | 0 | 0 | 0 | 0 | 1 | 1 | 2 | 0 |
| Avery, Tre | 16 | 13 | 3 | 0.0 | 0.0 | 0 | 1 | 0 | 0 | 0 | 0 | 7 | 0 | 0 | 0 |
| Schobert, Joe | 16 | 12 | 4 | 0.0 | 0.0 | 0 | 0 | 0 | 0 | 0 | 0 | 0 | 1 | 0 | 0 |
| Jones, Naquan | 16 | 6 | 10 | 1.0 | 1.0 | 3 | 2 | 0 | 0 | 0 | 0 | 0 | 0 | 0 | 0 |
| Edwards Jr., Mario | 13 | 9 | 4 | 3.0 | 18.0 | 21 | 4 | 0 | 0 | 0 | 0 | 1 | 0 | 0 | 0 |
| Gibbens, Jack | 13 | 7 | 6 | 0.0 | 0.0 | 0 | 0 | 1 | 7 | 7 | 0 | 1 | 0 | 0 | 0 |
| Mabin, Greg | 11 | 8 | 3 | 0.0 | 0.0 | 0 | 0 | 0 | 0 | 0 | 0 | 0 | 0 | 0 | 0 |
| Farley, Caleb | 10 | 9 | 1 | 0.0 | 0.0 | 0 | 0 | 0 | 0 | 0 | 0 | 0 | 0 | 0 | 0 |
| Okuyinonu, Sam | 10 | 2 | 8 | 0.5 | 4.0 | 2 | 0 | 0 | 0 | 0 | 0 | 0 | 0 | 0 | 0 |
| Johnson Jr., Lonnie | 6 | 4 | 2 | 0.0 | 0.0 | 0 | 0 | 0 | 0 | 0 | 0 | 0 | 0 | 0 | 0 |
| Reid, John | 5 | 5 | 0 | 0.0 | 0.0 | 0 | 0 | 0 | 0 | 0 | 0 | 0 | 0 | 0 | 0 |
| Amadi, Ugo | 5 | 4 | 1 | 0.0 | 0.0 | 0 | 0 | 0 | 0 | 0 | 0 | 0 | 0 | 0 | 0 |
| Molden, Elijah | 5 | 4 | 1 | 0.0 | 0.0 | 1 | 1 | 0 | 0 | 0 | 0 | 0 | 0 | 0 | 0 |
| Basham, Tarell | 4 | 0 | 4 | 0.0 | 0.0 | 0 | 0 | 0 | 0 | 0 | 0 | 0 | 0 | 0 | 0 |
| Adeniyi, Ola | 3 | 2 | 1 | 0.0 | 0.0 | 3 | 0 | 0 | 0 | 0 | 0 | 0 | 0 | 0 | 0 |
| Murchison, Larrell | 2 | 1 | 1 | 0.0 | 0.0 | 1 | 0 | 0 | 0 | 0 | 0 | 0 | 0 | 0 | 0 |
| Tuszka, Derrek | 2 | 1 | 1 | 0.0 | 0.0 | 0 | 0 | 0 | 0 | 0 | 0 | 0 | 0 | 0 | 0 |
| Jackson, Chris | 1 | 1 | 0 | 0.0 | 0.0 | 0 | 0 | 0 | 0 | 0 | 0 | 0 | 0 | 0 | 0 |
| Jones, Joe | 1 | 1 | 0 | 0.0 | 0.0 | 0 | 0 | 0 | 0 | 0 | 0 | 0 | 0 | 0 | 0 |
| Ray, Wyatt | 1 | 1 | 0 | 0.0 | 0.0 | 1 | 0 | 0 | 0 | 0 | 0 | 0 | 0 | 0 | 0 |
| Hand, Da'Shawn | 0 | 0 | 0 | 0.0 | 0.0 | 1 | 0 | 0 | 0 | 0 | 0 | 0 | 0 | 0 | 0 |
| Total | 923 | 612 | 311 | 37.0 | 247.0 | 262 | 72 | 12 | 119 | 76t | 1 | 71 | 11 | 4 | 0 |

TITANS SPECIAL TEAMS STATISTICS

| PLAYER | TACKLES | | | FUMBLES | | BLOCKS | | |
|---------------------|------------|-----------|-----------|----------|----------|----------|----------|----------|
| | Tot | Solo | Asst | FF | FR | PAT | FG | PUNT |
| Haskins, Hassan | 13 | 9 | 4 | 0 | 0 | 0 | 0 | 0 |
| Cole, Dylan | 13 | 8 | 5 | 0 | 0 | 0 | 0 | 0 |
| Jones, Joe | 12 | 10 | 2 | 0 | 0 | 0 | 0 | 0 |
| Rader, Kevin | 9 | 7 | 2 | 0 | 0 | 0 | 0 | 0 |
| Okonkwo, Chig | 7 | 5 | 2 | 0 | 0 | 0 | 0 | 0 |
| Hilliard, Dontrell | 7 | 4 | 3 | 0 | 0 | 0 | 0 | 0 |
| Avery, Tre | 6 | 3 | 3 | 0 | 1 | 0 | 0 | 0 |
| Thompson, Josh | 4 | 2 | 2 | 0 | 0 | 0 | 0 | 0 |
| Hollister, Cody | 4 | 1 | 3 | 0 | 0 | 0 | 0 | 0 |
| Kalu, Joshua | 3 | 3 | 0 | 0 | 0 | 0 | 0 | 0 |
| Rice, Monty | 3 | 3 | 0 | 0 | 0 | 0 | 0 | 0 |
| Smith, Andre | 3 | 2 | 1 | 0 | 0 | 0 | 0 | 0 |
| Adams, Andrew | 2 | 2 | 0 | 0 | 0 | 0 | 0 | 0 |
| Harris, Davontae | 2 | 2 | 0 | 0 | 0 | 0 | 0 | 0 |
| Stonehouse, Ryan | 2 | 2 | 0 | 0 | 0 | 0 | 0 | 0 |
| Johnson Jr., Lonnie | 2 | 1 | 1 | 0 | 0 | 0 | 0 | 0 |
| Cannon, Trenton | 2 | 0 | 2 | 0 | 0 | 0 | 0 | 0 |
| Byard, Kevin | 1 | 1 | 0 | 0 | 0 | 0 | 0 | 0 |
| Cox, Morgan | 1 | 1 | 0 | 0 | 0 | 0 | 0 | 0 |
| Cunningham, Zach | 1 | 1 | 0 | 0 | 0 | 0 | 0 | 0 |
| Lambo, Josh | 1 | 1 | 0 | 0 | 0 | 0 | 0 | 0 |
| Ward, Jonathan | 1 | 1 | 0 | 0 | 0 | 0 | 0 | 0 |
| Gibbens, Jack | 1 | 0 | 1 | 0 | 0 | 0 | 0 | 0 |
| Autry, Denico | 0 | 0 | 0 | 0 | 0 | 1 | 0 | 0 |
| Board, C.J. | 0 | 0 | 0 | 0 | 1 | 0 | 0 | 0 |
| Kinsey, Mason | 0 | 0 | 0 | 0 | 1 | 0 | 0 | 0 |
| TEAM TOTALS: | 100 | 69 | 31 | 0 | 3 | 1 | 0 | 0 |

MISCELLANEOUS STATISTICS

| PLAYER | TACKLES | | | FUMBLES | |
|------------------------|----------|----------|----------|----------|----------|
| | Tot | Solo | Asst | FF | FR |
| Tannehill, Ryan | 2 | 2 | 0 | 0 | 0 |
| Brewer, Aaron | 1 | 1 | 0 | 0 | 0 |
| Daley, Dennis | 1 | 1 | 0 | 0 | 0 |
| Hooper, Austin | 1 | 1 | 0 | 0 | 0 |
| McMath, Racey | 1 | 1 | 0 | 0 | 0 |
| Petit-Frere, Nicholas | 1 | 1 | 0 | 0 | 0 |
| Westbrook-Ikhine, Nick | 1 | 1 | 0 | 0 | 1 |
| Willis, Malik | 1 | 1 | 0 | 0 | 1 |
| Burks, Treyton | 0 | 0 | 0 | 0 | 1 |
| Henry, Derrick | 0 | 0 | 0 | 0 | 1 |
| Jones, Ben | 0 | 0 | 0 | 0 | 1 |
| TEAM TOTALS: | 9 | 9 | 0 | 0 | 5 |

Legend:

- Tot** Total Tackles
- Solo** Unassisted Tackles
- Asst** Assisted Tackles
- Sk** Quarterback Sacks
- Yds** Yards Lost on Sack
- QB** Quarterback Pressure
- TFL** Tackle for Loss
- Int** Interceptions
- Yds** Interception Return Yards
- TD** Interceptions Return Touchdowns
- PD** Passes Defensed
- FF** Forced Fumble
- FR** Fumble Recoveries
- Yds** Yards on Fumble Returns

2022 DALLAS COWBOYS REGULAR SEASON STATISTICS



WON 11, LOST 4

| | | |
|------------------|-----------------|--------|
| 09/11 L 3-19 | Tampa Bay | 93,797 |
| 09/18 W 20-17 | Cincinnati | 92,944 |
| 09/26 W 23-16 | at N.Y. Giants | 79,445 |
| 10/02 W 25-10 | Washington | 92,946 |
| 10/09 W 22-10 | at L.A. Rams | 74,154 |
| 10/16 L 17-26 | at Philadelphia | 69,879 |
| 10/23 W 24- 6 | Detroit | 93,487 |
| 10/30 W 49-29 | Chicago | 93,767 |
| 11/13 L 28-31 OT | at Green Bay | 78,433 |
| 11/20 W 40- 3 | at Minnesota | 66,992 |
| 11/24 W 28-20 | N.Y. Giants | 93,568 |
| 12/04 W 54-19 | Indianapolis | 93,086 |
| 12/11 W 27-23 | Houston | 93,843 |
| 12/18 L 34-40 OT | at Jacksonville | 69,050 |
| 12/24 W 40-34 | Philadelphia | 93,754 |
| 12/29 | at Tennessee | |
| 01/08 | at Washington | |

| * RUSHING | | | | No. | Yds | Avg | Long | TD |
|------------|-----|------|-----|-----|-----|-----|------|----|
| Pollard | 186 | 988 | 5.3 | 57t | 9 | | | |
| Elliott | 204 | 829 | 4.1 | 27 | 11 | | | |
| Prescott | 36 | 155 | 4.3 | 25 | 1 | | | |
| Davis | 23 | 103 | 4.5 | 23t | 1 | | | |
| Lamb | 10 | 47 | 4.7 | 14 | 0 | | | |
| Turpin | 3 | 17 | 5.7 | 11 | 0 | | | |
| C. Rush | 9 | 6 | 0.7 | 6 | 0 | | | |
| Hendershot | 1 | 2 | 2.0 | 2t | 1 | | | |
| TEAM | 472 | 2147 | 4.5 | 57t | 23 | | | |
| OPPONENTS | 432 | 1950 | 4.5 | 36t | 8 | | | |

| * RECEIVING | | | | No. | Yds | Avg | Long | TD |
|-------------|-----|------|------|-----|-----|-----|------|----|
| Lamb | 91 | 1207 | 13.3 | 39 | 8 | | | |
| Schultz | 46 | 488 | 10.6 | 30 | 3 | | | |
| N. Brown | 41 | 538 | 13.1 | 51 | 3 | | | |
| Pollard | 39 | 371 | 9.5 | 68t | 3 | | | |
| Gallup | 35 | 375 | 10.7 | 27 | 4 | | | |
| Ferguson | 17 | 163 | 9.6 | 30 | 2 | | | |
| Elliott | 17 | 92 | 5.4 | 31 | 0 | | | |
| Hendershot | 11 | 103 | 9.4 | 29 | 2 | | | |
| Davis | 4 | 40 | 10.0 | 14 | 0 | | | |
| Fehoko | 3 | 24 | 8.0 | 12 | 0 | | | |
| Houston | 2 | 16 | 8.0 | 11 | 0 | | | |
| Tolbert | 2 | 12 | 6.0 | 8 | 0 | | | |
| McKeon | 2 | 11 | 5.5 | 10 | 0 | | | |
| Hilton | 1 | 52 | 52.0 | 52 | 0 | | | |
| Turpin | 1 | 9 | 9.0 | 9 | 0 | | | |
| TEAM | 312 | 3501 | 11.2 | 68t | 25 | | | |
| OPPONENTS | 314 | 3366 | 10.7 | 75t | 21 | | | |

| | Dal. | Opp. |
|--------------------|---------|---------|
| TOTAL FIRST DOWNS | 311 | 294 |
| Rushing | 120 | 106 |
| Passing | 172 | 157 |
| Penalty | 19 | 31 |
| 3rd Down: Made/Att | 93/200 | 77/201 |
| 3rd Down Pct. | 46.5 | 38.3 |
| 4th Down: Made/Att | 9/16 | 11/20 |
| 4th Down Pct. | 56.3 | 55.0 |
| POSSESSION AVG. | 29:26 | 30:34 |
| TOTAL NET YARDS | 5491 | 4987 |
| Avg. Per Game | 366.1 | 332.5 |
| Total Plays | 974 | 973 |
| Avg. Per Play | 5.6 | 5.1 |
| NET YARDS RUSHING | 2147 | 1950 |
| Avg. Per Game | 143.1 | 130.0 |
| Total Rushes | 472 | 432 |
| NET YARDS PASSING | 3344 | 3037 |
| Avg. Per Game | 222.9 | 202.5 |
| Sacked/Yards Lost | 25/157 | 49/329 |
| Gross Yards | 3501 | 3366 |
| Att./Completions | 477/312 | 492/314 |
| Completion Pct. | 65.4 | 63.8 |
| Had Intercepted | 15 | 14 |
| PUNTS/AVERAGE | 55/48.9 | 59/46.1 |
| NET PUNTING AVG. | 55/43.1 | 59/40.3 |
| PENALTIES/YARDS | 95/733 | 86/717 |
| FUMBLES/BALL LOST | 11/3 | 25/16 |
| TOUCHDOWNS | 51 | 31 |
| Rushing | 23 | 8 |
| Passing | 25 | 21 |
| Returns | 3 | 2 |

| * INTERCEPTIONS | | | | No. | Yds | Avg | Long | TD |
|-----------------|----|-----|------|-----|-----|-----|------|----|
| Bland | 5 | 19 | 3.8 | 15 | 0 | | | |
| Diggs | 3 | 10 | 3.3 | 7 | 0 | | | |
| Hooker | 2 | 29 | 14.5 | 26 | 0 | | | |
| Kearse | 1 | 2 | 2.0 | 2 | 0 | | | |
| Lewis | 1 | 0 | 0.0 | 0 | 0 | | | |
| Mukuamu | 1 | 0 | 0.0 | 0 | 0 | | | |
| Wilson | 1 | 0 | 0.0 | 0 | 0 | | | |
| TEAM | 14 | 60 | 4.3 | 26 | 0 | | | |
| OPPONENTS | 15 | 295 | 19.7 | 52t | 2 | | | |

| * PUNTING | | | | No. | Yds | Avg | Net | TB | In | Lg | B |
|-----------|----|------|------|------|-----|-----|-----|----|----|----|---|
| Anger | 55 | 2692 | 48.9 | 43.1 | 6 | 21 | 83 | 0 | | | |
| TEAM | 55 | 2692 | 48.9 | 43.1 | 6 | 21 | 83 | 0 | | | |
| OPPONENTS | 59 | 2717 | 46.1 | 40.3 | 4 | 25 | 63 | 1 | | | |

| * PUNT RETURNS | | | | Ret | FC | Yds | Avg | Long | TD |
|----------------|----|----|-----|------|----|-----|-----|------|----|
| Turpin | 22 | 23 | 261 | 11.9 | 52 | 0 | | | |
| TEAM | 22 | 23 | 261 | 11.9 | 52 | 0 | | | |
| OPPONENTS | 25 | 18 | 203 | 8.1 | 20 | 0 | | | |

| * KICKOFF RETURNS | | | | No. | Yds | Avg | Long | TD |
|-------------------|----|-----|------|-----|-----|-----|------|----|
| Turpin | 19 | 457 | 24.1 | 63 | 0 | | | |
| Hendershot | 1 | 18 | 18.0 | 18 | 0 | | | |
| TEAM | 20 | 475 | 23.8 | 63 | 0 | | | |
| OPPONENTS | 19 | 457 | 24.1 | 34 | 0 | | | |

| * FIELD GOALS | | | | 1-19 | 20-29 | 30-39 | 40-49 | 50+ |
|---------------|-----|-----|-----|-------|-------|-------|-------|-----|
| Maher | 0/0 | 9/9 | 4/4 | 5/6 | 9/11 | | | |
| TEAM | 0/0 | 9/9 | 4/4 | 5/6 | 9/11 | | | |
| OPPONENTS | 0/0 | 5/5 | 5/6 | 11/12 | 9/11 | | | |

*** SCORE BY PERIODS**

| | Q1 | Q2 | Q3 | Q4 | OT | PTS |
|-----------|----|-----|----|-----|----|-----|
| TEAM | 84 | 124 | 99 | 127 | 0 | 434 |
| OPPONENTS | 51 | 117 | 65 | 61 | 9 | 303 |

*** SCORING**

| | TD | Ru | Pa | Rt | K-PAT | FG | S | PTS |
|------------|----|----|----|----|-------|-------|---|-----|
| Maher | 0 | 0 | 0 | 0 | 47/49 | 27/30 | 0 | 128 |
| Pollard | 12 | 9 | 3 | 0 | | | 0 | 72 |
| Elliott | 11 | 11 | 0 | 0 | | | 0 | 66 |
| Lamb | 8 | 0 | 8 | 0 | | | 0 | 48 |
| Gallup | 4 | 0 | 4 | 0 | | | 0 | 24 |
| N. Brown | 3 | 0 | 3 | 0 | | | 0 | 18 |
| Hendershot | 3 | 1 | 2 | 0 | | | 0 | 18 |
| Schultz | 3 | 0 | 3 | 0 | | | 0 | 18 |
| Ferguson | 2 | 0 | 2 | 0 | | | 0 | 12 |
| Davis | 1 | 1 | 0 | 0 | | | 0 | 6 |
| Hooker | 1 | 0 | 0 | 1 | | | 0 | 6 |
| Lawrence | 1 | 0 | 0 | 1 | | | 0 | 6 |
| Parsons | 1 | 0 | 0 | 1 | | | 0 | 6 |
| Prescott | 1 | 1 | 0 | 0 | | | 0 | 6 |
| TEAM | 51 | 23 | 25 | 3 | 47/49 | 27/30 | 0 | 434 |
| OPPONENTS | 31 | 8 | 21 | 2 | 25/25 | 30/34 | 0 | 303 |

2-Pt Conv: TM 0-2, OPP 1-5

FUM/LOST: Prescott 3/0, C. Rush 2/0, Turpin 2/1, Armstrong 1/0, N. Brown 1/1, Hendershot 1/0, Schultz 1/1

*** PASSING**

| | Att | Cmp | Yds | Cmp% | Yds/Att | TD | TD% | Int | Int% | Long | Sack/Lost | Rating |
|-----------|-----|-----|------|------|---------|----|-----|-----|------|------|-----------|--------|
| Prescott | 316 | 218 | 2450 | 69.0 | 7.75 | 20 | 6.3 | 12 | 3.8 | 68t | 18/108 | 97.2 |
| C. Rush | 161 | 94 | 1051 | 58.4 | 6.53 | 5 | 3.1 | 3 | 1.9 | 46 | 7/49 | 80.5 |
| TEAM | 477 | 312 | 3501 | 65.4 | 7.34 | 25 | 5.2 | 15 | 3.1 | 68t | 25/157 | 91.5 |
| OPPONENTS | 492 | 314 | 3366 | 63.8 | 6.84 | 21 | 4.3 | 14 | 2.8 | 75t | 49/329 | 86.1 |

| |
|---|
| Maher: (51G)(54G,50G)(26G,28G,59N,44G)(53G,45G,28G,29G)(33G,40G,36G)(30G,59N)(22G)()() (27G,53G,60G,50G)(46N)() (33G,53G)(24G,53G)(21G,44G,48G,26G) |
| OPP: (44G,38G,36N,29G,47G)(43G,50G,46G)(47B,42G,51G,51G)(45G)(29G,51N)(51G,34G)(40G,53G)(36G)(54N,28G)(25G)(57G,47G)(52G,34G)(43G,50G,54G)(33G,48G)(25G,47G) |
| SACKS: Parsons 13, Armstrong 8, Lawrence 6, Fowler 5, Wilson 4, Odighizuwa 3, Williams 3, Kearse 2, Barr 1, Gallimore 1, Golston 1, Lewis 1, Vander Esch 1, TM 49, OPP 25 |

GAME PREVIEW

TEAM NOTES

PLAYER NOTES

MEDIA

STATISTICS

ROSTERS

REGULAR SEASON: THE LAST TIME THE TENNESSEE TITANS ...

GAMES WON

WON BY SCORING IN THE LAST TWO MINUTES OF REGULATION

By Titans—Randy Bullock 44-yard FG (0:04 remaining) vs. San Francisco, 12/23/21 (W)

By Opponents—Cameron Dicker 43-yard field goal (0:04 remaining), at Los Angeles Chargers, 12/18/22 (L)

WON OVERTIME GAME

By Titans—Tennessee 34, at Indianapolis 31, 10/31/21 (W)

By Opponents—at Kansas City 20, Tennessee 17, 11/6/22 (L)

WON BY 20 OR MORE POINTS

By Titans—at Tennessee 34, Miami 3, 1/2/22 (W)

By Opponents—Tennessee 10, at Philadelphia 35, 12/4/22 (L)

WON BY SHUTOUT

By Titans—at Tennessee 20, Jacksonville 0, 12/12/21 (W)

By Opponents—at Denver 16, Tennessee 0, 10/13/19 (L)

TEAM SCORING

SCORED 50 POINTS

By Titans—*Never in Titans era (since 1999)*

By Oilers—Houston 58, vs. Cleveland 14, 12/9/90 (W)

By Opponents—at Houston 57, Tennessee 14, 10/1/17 (L)

SCORED 40 POINTS

By Titans—at Houston 38, Tennessee 41, 1/3/21 (W)

By Opponents—Tennessee 7, at Buffalo 41, 9/19/22 (L)

SCORED 20 POINTS IN A QUARTER

By Titans—21 points in second quarter, at Houston, 1/9/22 (W)

By Opponents—24 points in third quarter, at Buffalo, 9/19/22 (L)

SCORED 30 POINTS IN A HALF

By Titans—35 points in first half, at Indianapolis, 11/29/20 (W)

By Opponents—38 points in first half, vs. Cleveland, 12/6/20 (L)

SCORED TOUCHDOWNS ON OFFENSE, DEFENSE AND SPECIAL TEAMS

By Titans—One rushing, two interception returns, two punt returns, vs. Jacksonville, 12/30/12 (W)

By Opponents—Four passing, one interception return, two punt returns, at Oakland, 9/29/02 (L)

SCORED A TOUCHDOWN ON FIRST OFFENSIVE POSSESSION

By Titans—Derrick Henry 3-yard run, vs. Jacksonville, 12/11/22 (L)

By Opponents—Joshua Kelley 1-yard run, at Los Angeles Chargers, 12/18/22 (L)

TEAM YARDAGE TOTALS

500 TOTAL NET YARDS

By Titans—at Seattle (532 yards), 9/19/21 (W)

By Opponents—vs. Kansas City (530 yards), 11/10/19 (W)

400 TOTAL NET YARDS

By Titans—at Green Bay (408 yards), 11/17/22 (W)

By Opponents—vs. Jacksonville (428 yards), 12/11/22 (L)

TEAM DEFENSE

HELD OPPONENT WITHOUT A TOUCHDOWN

By Titans—at Tennessee 34, Miami 3, 1/2/22 (W)

By Opponents—at Denver 16, Tennessee 0, 10/13/19 (L)

HELD OPPONENT TO 200 OR FEWER NET YARDS OF OFFENSE

By Titans—at Houston (161 yards), 10/30/22 (W)

By Opponents—at Buffalo (187 net yards), 9/19/22 (L)

HELD OPPONENT TO 50 OR FEWER YARDS RUSHING

By Titans—at Houston (43 yards), 10/30/22 (W)

By Opponents—at Denver (39 yards), 10/13/19 (L)

HELD OPPONENT TO 100 OR FEWER NET YARDS PASSING

By Titans—at Miami (78 net yards), 10/8/17 (L)

By Opponents—vs. Houston (88 net yards), 12/24/22 (L)

SEVEN OR MORE SACKS BY TEAM

By Titans—at Arizona (8 sacks), 12/10/17 (L)

By Opponents—at N.Y. Jets (7 sacks), 10/3/21 (L)

SIX OR MORE SACKS BY TEAM

By Titans—vs. Denver (6 sacks), 11/13/22 (W)

By Opponents—at Philadelphia (6 sacks), 12/4/22 (L)

FIVE OR MORE SACKS BY TEAM

By Titans—vs. Denver (6 sacks), 11/13/22 (W)

By Opponents—at Philadelphia (6 sacks), 12/4/22 (L)

FORCED FIVE OR MORE OPPONENT TURNOVERS

By Titans—vs. N.Y. Jets (4 interceptions, 1 fumble), 12/17/12 (W)

By Opponents—vs. Houston (4 interceptions, 1 fumble), 11/21/21 (L)

FORCED FOUR OR MORE OPPONENT TURNOVERS

By Titans—vs. Jacksonville (4 interceptions, 0 fumbles), 12/12/21 (W)

By Opponents—vs. Jacksonville (1 interception, 3 fumbles), 12/11/22 (L)

SPECIAL TEAMS

KICKOFF RETURNED FOR TOUCHDOWN

By Titans—A.J. Brown (42 yards) at Indianapolis, 11/29/20 (W)

By Opponents—Jakeem Grant (102 yards) at Miami, 9/9/18 (L)

OPENING KICKOFF RETURNED FOR TOUCHDOWN

By Titans—Derrick Mason (101 yards) at Cincinnati, 11/18/01 (W)

By Opponents—Josh Huff (107 yards) at Philadelphia, 11/23/14 (L)

PUNT RETURNED FOR TOUCHDOWN

By Titans—Darius Reynaud (twice—69 yards and 81 yards) vs. Jacksonville, 12/30/12 (W)

By Opponents—Jakeem Grant (74 yards) at Miami, 10/9/16 (W)

FIELD GOAL BLOCKED

By Titans—Denico Autry vs. Miami (Jason Sanders), 1/2/22 (W)

By Opponents—Justin Reid, vs. Houston (Stephen Gostkowski), 10/18/20 (W)

FIELD GOAL BLOCKED, RETURNED FOR TD

By Titans—Tye Smith (63 yards) at Indianapolis (Adam Vinatieri's FG blocked by Dane Cruikshank), 12/1/19 (W)

By Opponents—Rob Morris (68 yards) at Indianapolis (Gary Anderson's FG blocked by Montae Reagor), 12/5/04 (L)

PUNT BLOCKED

By Titans—Tim Shaw vs. Pittsburgh (Drew Butler), 10/11/12 (W)

By Opponents—E.J. Speed, vs. Indianapolis (Trevor Daniel), 11/12/20 (L)

PUNT BLOCKED AND RETURNED FOR TD

By Titans—Jason McCourty vs. Indianapolis (Pat McAfee's punt blocked by Patrick Bailey and recovered in end zone by McCourty), 10/30/11 (W)

By Opponents—T.J. Carrie (6 yards), vs. Indianapolis (Trevor Daniel's punt blocked by E.J. Speed), 11/12/20 (L)

FIVE FIELD GOALS

By Titans—Stephen Gostkowski (6) at Minnesota, 9/27/20 (W)

By Opponents—Nick Folk (5), at New England, 11/28/21 (L)

FOUR FIELD GOALS

By Titans—Randy Bullock vs. Indianapolis, 10/23/22 (W)

By Opponents—Chris Boswell, at Pittsburgh, 12/19/21 (L)

THREE FIELD GOALS

By Titans—Caleb Shudak (3) vs. Cincinnati, 11/27/22 (L)

By Opponents—Riley Patterson (3), vs. Jacksonville, 12/11/22 (L)

REGULAR SEASON: THE LAST TIME THE TENNESSEE TITANS ...

SUCCESSFUL ONSIDE KICK

By Titans—Rob Bironas kicks and Daimion Stafford recovers, vs. Arizona, 12/15/13 (L)

By Opponents—Connor Barth kicks and Adrian Amos recovers, at Chicago, 11/27/16 (W)

MISSED PAT

By Titans—Josh Lambo, at Green Bay, 11/17/22 (W)

By Opponents—Mason Crosby (kick blocked), at Green Bay, 11/17/22 (W)

TWO-POINT CONVERSIONS**TWO-POINT CONVERSION MADE**

By Titans—Chig Okonkwo (pass from Ryan Tannehill) vs. Jacksonville, 12/11/22 (L)

By Opponents—Aaron Jones (pass from Aaron Rodgers), at Green Bay, 11/17/22 (W)

TWO-POINT CONVERSION FAILED

By Titans—vs. Cleveland (run failed), 12/6/20 (L)

By Opponents—vs. Houston (pass failed), 12/24/22 (L)

INDIVIDUAL OFFENSIVE PERFORMANCES**INDIVIDUAL WITH 200 SCRIMMAGE YARDS**

By Titans—Derrick Henry (228 yards) at Houston, 10/30/22 (W)

By Opponents—Todd Gurley (276 yards), vs. Los Angeles Rams, 12/24/17 (L)

RUSHING TOUCHDOWN AND RECEIVING TOUCHDOWN

By Titans—Derrick Henry (1 rushing, 1 receiving) at Carolina, 11/3/19 (L)

By Opponents—Nyheim Hines (1 rushing, 1 receiving), vs. Indianapolis, 11/12/20 (L)

RUSHING TOUCHDOWN AND PASSING TOUCHDOWN

By Titans—Derrick Henry (1 passing, 1 rushing) at Green Bay, 11/17/22 (W)

By Opponents—Trevor Lawrence (3 passing, 1 rushing), vs. Jacksonville, 12/11/22 (L)

INDIVIDUAL RUSHING**200 YARDS RUSHING**

By Titans—Derrick Henry (219 yards) at Houston, 10/30/22 (W)

By Opponents—Le'Veon Bell (204 yards) vs. Pittsburgh, 11/17/14 (L)

150 YARDS RUSHING

By Titans—Derrick Henry (219 yards) at Houston, 10/30/22 (W)

By Opponents—Saquon Barkley (164 yards), vs. N.Y. Giants, 9/11/22 (L)

100 YARDS RUSHING

By Titans—Derrick Henry (126 yards) vs. Houston, 12/24/22 (L)

By Opponents—Saquon Barkley (164 yards), vs. N.Y. Giants, 9/11/22 (L)

CONSECUTIVE 100-YARD RUSHING GAMES

By Titans—Derrick Henry vs. Jacksonville, 12/11/22 (L); at Los Angeles Chargers, 12/18/22 (L); vs. Houston, 12/24/22 (L)

30 OR MORE CARRIES

By Titans—Derrick Henry (32 carries) at Houston, 10/30/22 (W)

By Opponents—Melvin Gordon (32 carries) at San Diego, 11/6/16 (L)

RUSHING PLAY OF 80 OR MORE YARDS

By Titans—Derrick Henry (94 yards) vs. Houston, 10/18/20 (W)

By Opponents—Lamar Miller (97 yards), at Houston, 11/26/18 (L)

RUSHING PLAY OF 50 OR MORE YARDS

By Titans—Derrick Henry (50 yards) vs. Jacksonville, 12/11/22 (L)

By Opponents—Saquon Barkley (68 yards), vs. N.Y. Giants, 9/11/22 (L)

THREE TOUCHDOWNS RUSHING

By Titans—Derrick Henry (3) vs. Buffalo, 10/18/21 (W)

By Opponents—Corey Dillon (4) at Cincinnati, 12/4/97 (L)

TWO TOUCHDOWNS RUSHING

By Titans—Derrick Henry (2) at Kansas City, 11/6/22 (L)

By Opponents—Tyrod Taylor (2), vs. Houston, 11/21/21 (L)

INDIVIDUAL PASSING**400 YARDS PASSING**

By Titans—Ryan Fitzpatrick (402 yards) vs. Arizona, 12/15/13 (L)

By Opponents—Patrick Mahomes (446 yards), at Kansas City, 11/6/22 (L)

300 YARDS PASSING

By Titans—Ryan Tannehill (333 yards) at Green Bay, 11/17/22 (W)

By Opponents—Justin Herbert (313 yards), at Los Angeles Chargers, 12/18/22 (L)

CONSECUTIVE 300-YARD PASSING GAMES

By Titans—Matt Hasselbeck vs. Baltimore (358 yards), 9/18/11 (W), vs. Denver (311 yards), 9/25/11 (W)

FIVE TOUCHDOWN PASSES

By Titans—Steve McNair vs. Jacksonville, 12/26/99 (W)

By Opponents—Blake Bortles vs. Jacksonville, 12/6/15 (W)

FOUR TOUCHDOWN PASSES

By Titans—Ryan Tannehill at Houston, 1/9/22 (W)

By Opponents—Josh Allen, at Buffalo, 9/19/22 (L)

50 OR MORE PASS ATTEMPTS

By Titans—Ryan Tannehill (52 att) vs. Houston, 11/21/21 (L)

By Opponents—Patrick Mahomes (68), at Kansas City, 11/6/22 (L)

40 OR MORE PASS ATTEMPTS

By Titans—Ryan Tannehill (52 att) vs. Houston, 11/21/21 (L)

By Opponents—Justin Herbert (42), at Los Angeles Chargers, 12/18/22 (L)

30 OR MORE COMPLETIONS

By Titans—Ryan Tannehill (35 comp) vs. Houston, 11/21/21 (L)

By Opponents—Trevor Lawrence (30 comp), vs. Jacksonville, 12/11/22 (L)

NO SACKS ALLOWED

By Titans—vs. Buffalo, 10/18/21 (W)

By Opponents—vs. Jacksonville, 12/11/22 (L)

COMPLETION OF 80 OR MORE YARDS

By Titans—Ryan Tannehill (91 yards) at Oakland, 12/8/19 (W)

By Opponents—Jared Goff (80 yards), vs. Los Angeles Rams, 12/24/17 (L)

COMPLETION OF 50 OR MORE YARDS

By Titans—Ryan Tannehill (69 and 51 yards) vs. Cincinnati, 11/27/22 (L)

By Opponents—Russell Wilson (66 yards), vs. Denver, 11/13/22 (W)

INDIVIDUAL RECEIVING**200 YARDS RECEIVING**

By Titans—Kenny Britt (225 yards) vs. Philadelphia, 10/24/10 (W)

By Opponents—DeAndre Hopkins (238 yards) at Houston, 11/30/14 (L)

150 YARDS RECEIVING

By Titans—A.J. Brown (155 yards) at Indianapolis, 10/31/21 (W)

By Opponents—Evan Engram (162 yards), vs. Jacksonville, 12/11/22 (L)

100 YARDS RECEIVING

By Titans—Treylon Burks (111 yards) at Green Bay, 11/17/22 (W)

By Opponents—Evan Engram (162 yards), vs. Jacksonville, 12/11/22 (L)

CONSECUTIVE 100-YARD RECEIVING GAMES

By Titans—A.J. Brown vs. Kansas City (133 yards), 10/24/21 (W), at Indianapolis (155 yards), 10/31/21 (W)

10 OR MORE RECEPTIONS

By Titans—A.J. Brown (11 rec.) vs. San Francisco, 12/23/21 (W)

By Opponents—Evan Engram (11 rec.), vs. Jacksonville, 12/11/22 (L)

REGULAR SEASON: THE LAST TIME THE TENNESSEE TITANS ...

RECEPTION OF 80 OR MORE YARDS

By Titans—A.J. Brown (91 yards) at Oakland, 12/8/19 (W)

By Opponents—Todd Gurley (80 yards), vs. Los Angeles Rams, 12/24/17 (L)

RECEPTION OF 50 OR MORE YARDS

By Titans—Treyton Burks (51 yards); Derrick Henry (69 yards) vs. Cincinnati, 11/27/22 (L)

By Opponents—Jalen Virgil (66 yards), vs. Denver, 11/13/22 (W)

THREE TOUCHDOWN RECEPTIONS

By Titans—Kenny Britt vs. Philadelphia, 10/24/10 (W)

By Opponents—Stefon Diggs, at Buffalo, 9/19/22 (L)

TWO TOUCHDOWN RECEPTIONS

By Titans—Austin Hooper at Green Bay, 11/17/22 (W)

By Opponents—Evan Engram, vs. Jacksonville, 12/11/22 (L)

COMBINED OFFENSIVE PERFORMANCES BY TEAMMATES

100-YARD RUSHER AND 100-YARD RECEIVER IN A GAME

By Titans—Derrick Henry (182 rush.) and Julio Jones (128 rec.) at Seattle, 9/19/21 (W)

By Opponents—AJ Dillon (124 rush.) and Davante Adams (142 rec.), at Green Bay, 12/27/20 (L)

By One Player (Opponent)—Todd Gurley (118 rush. and 158 receiving), vs. Los Angeles Rams, 12/24/17 (L)

100-YARD RUSHER, 100-YARD RECEIVER AND 300-YARD PASSER IN A GAME

By Titans—Derrick Henry (182 rush.), Julio Jones (128 rec.) and Ryan Tannehill (347 pass.) at Seattle, 9/19/21 (W)

By Opponents—Todd Gurley (118 rush. and 158 rec.) and Jared Goff (301 pass.), vs. Los Angeles Rams, 12/24/17 (L)

300-YARD PASSER AND 100-YARD RECEIVER IN A GAME

By Titans— Ryan Tannehill (333 pass.) and Treyton Burks (111 rec.) at Green Bay, 11/17/22 (W)

By Opponents—Trevor Lawrence (368 pass.) and Evan Engram (162 rec.), vs. Jacksonville, 12/11/22 (L)

100-YARD RUSHER AND 300-YARD PASSER IN A GAME

By Titans—Derrick Henry (182 rush.) and Ryan Tannehill (347 pass.) at Seattle, 9/19/21 (W)

By Opponents— Gardner Minshew II (339 pass.) and James Robinson (102 rush.), vs. Jacksonville, 9/20/20 (W)

TWO 100-YARD RUSHERS IN A GAME

By Titans—Dontrell Hilliard (131 yards) and D'Onta Foreman (109), at New England, 11/28/21 (L)

By Opponents—Arian Foster (115 yards) and Ben Tate (104 yards) vs. Houston, 10/23/11 (L)

TWO 100-YARD RECEIVERS IN A GAME

By Titans—Justin Hunter (109 yards) and Kendall Wright (103 yards) at Oakland, 11/24/13 (W)

By Opponents—A.J. Brown (119 rec.) and DeVonta Smith (102 rec.), at Philadelphia, 12/4/22 (L)

INDIVIDUAL DEFENSE

INTERCEPTION RETURNED FOR TOUCHDOWN

By Titans— Andrew Adams (76 yards) against Indianapolis, 10/23/22 (W)

By Opponents—Matt Milano (43 yards), at Buffalo, 9/19/22 (L)

FUMBLE RETURNED FOR TOUCHDOWN

By Titans—Kevin Byard (30 yards) at Jacksonville, 10/10/21 (W)

By Opponents—Yannick Ngakoue (67 yards) vs. Jacksonville, 12/31/17 (W)

SAFETY SCORED

By Titans—Browns quarterback Baker Mayfield sacked in end zone by Cameron Wake, at Cleveland, 9/8/19 (W)

By Opponents—Ryan Tannehill sacked in end zone by Romeo Okwara vs. Detroit, 12/20/20 (W)

THREE INTERCEPTIONS

By Titans—Kevin Byard (3) at Cleveland, 10/22/17 (W)

By Opponents—Glover Quin (3) at Houston, 11/28/10 (L)

TWO INTERCEPTIONS

By Titans—Malcolm Butler (2) vs. Buffalo, 10/13/20 (W)

By Opponents—Desmond King (2), vs. Houston, 11/21/21 (L)

THREE SACKS

By Titans—Jeffery Simmons (3.0) at L.A. Rams, 11/7/21 (W)

By Opponents—Chandler Jones (5.0), vs. Arizona, 9/12/21 (L)

POSTSEASON: THE LAST TIME THE TENNESSEE TITANS ...

GAMES WON (PLAYOFFS)

WON BY SCORING IN THE LAST TWO MINUTES OF REGULATION

By Titans—Gary Anderson 46-yard field goal with 0:29 remaining, at Baltimore, 1/3/04 (W)

By Opponents—Evan McPherson 52-yard field goal with 0:00 remaining, vs. Cincinnati, 1/22/22 (L)

WON OVERTIME GAME

By Titans—Tennessee 34, vs. Pittsburgh 31, 1/11/03 (W)

By Opponents—at Buffalo 41, Houston 38, 1/3/93 (L)

WON BY 20 OR MORE POINTS

By Titans/Oilers—Never Happened

By Opponents—at New England 35, Tennessee 14, 1/13/18 (L)

WON BY SHUTOUT

By Titans/Oilers—Never Happened

By Opponents—Never Happened

TEAM SCORING (PLAYOFFS)

SCORED 50 POINTS

By Titans/Oilers—Never Happened

By Opponents—at Oakland 56, Houston 7, 12/21/69 (L)

SCORED 40 POINTS

By Titans/Oilers—Never Happened

By Opponents—at Oakland 41, Tennessee 24, 1/19/03 (L)

SCORED 20 POINTS IN A QUARTER

By Titans—Never in Titans era (since 1999)

By Oilers—21 points in second quarter, at Buffalo, 1/3/93 (L)

By Opponents—21 points in second quarter, at New England, 1/13/18 (L)

SCORED 30 POINTS IN A HALF

By Titans/Oilers—Never Happened

By Opponents—35 points in second half, at Buffalo, 1/3/93 (L)

SCORED TOUCHDOWNS ON OFFENSE, DEFENSE AND SPECIAL TEAMS

By Titans/Oilers—Never Happened

By Opponents—Never Happened

SCORED A TOUCHDOWN ON FIRST OFFENSIVE POSSESSION

By Titans—Anthony Firkser 12-yard pass from Ryan Tannehill, at New England, 1/4/20 (W)

By Opponents—Bethel Johnson 41-yard pass from Tom Brady, at New England, 1/10/04 (L)

TEAM YARDAGE TOTALS (PLAYOFFS)

500 TOTAL NET YARDS

By Titans/Oilers—Never Happened

By Opponents—at Baltimore (530 yards), 1/11/20 (W)

400 TOTAL NET YARDS

By Titans—vs. Pittsburgh (430 yards), 1/11/03 (W)

By Opponents—vs Baltimore (401 yards), 1/10/21 (L)

POSTSEASON: THE LAST TIME THE TENNESSEE TITANS ...

TEAM DEFENSE (PLAYOFFS)

HELD OPPONENT WITHOUT A TOUCHDOWN

By Titans—Never in Titans era (since 1999)

By Oilers—Houston 10, at San Diego 3, 12/24/61 (W)

By Opponents—at San Diego 17, Tennessee 6, 1/6/08 (L)

HELD OPPONENT TO 200 OR FEWER NET YARDS OF OFFENSE

By Titans—vs. Baltimore (134 net yards), 1/7/01 (L)

By Opponents—vs. Buffalo (194 net yards), 1/8/00 (W)

HELD OPPONENT TO 50 OR FEWER YARDS RUSHING

By Titans—vs. Baltimore (50 yards), 1/10/09 (L)

By Opponents—vs. Kansas City (39 yards), 1/16/94 (L)

HELD OPPONENT TO 100 OR FEWER NET YARDS PASSING

By Titans—vs. Buffalo (97 net yards), 1/8/00 (W)

By Opponents—at Baltimore (83 net yards), 1/11/20 (W)

SEVEN OR MORE SACKS BY TEAM

By Titans/Oilers—vs. Cincinnati (9 sacks), 1/22/22 (L)

By Opponents—at New England (8 sacks), 1/13/18 (L)

SPECIAL TEAMS (PLAYOFFS)

KICKOFF RETURNED FOR TOUCHDOWN

By Titans—Derrick Mason (80 yards) at Jacksonville, 1/23/00 (W)

By Opponents—Never Happened

RETURNED OPENING KICKOFF FOR TOUCHDOWN

By Titans/Oilers—Never Happened

By Opponents—Never Happened

PUNT RETURNED FOR TOUCHDOWN

By Titans/Oilers—Never Happened

By Opponents—Never Happened

FIELD GOAL BLOCKED

By Titans/Oilers—Never Happened

By Opponents—Richard Seymour at New England (Gary Anderson), 1/10/04 (L)

FIELD GOAL BLOCKED, RETURNED FOR TD

By Titans/Oilers—Never Happened

By Opponents—Anthony Mitchell (90 yards) vs. Baltimore (Al Del Greco's FG blocked by Keith Washington), 1/7/01 (L)

PUNT BLOCKED

By Titans—Chris Coleman vs. Baltimore (Kyle Richardson, twice), 1/7/01 (L)

By Opponents—Jerry Olsavsky vs. Pittsburgh (Greg Montgomery), 12/31/89 (L)

PUNT BLOCKED AND RETURNED FOR TD

By Titans/Oilers—Never Happened

By Opponents—Never Happened

FIVE FIELD GOALS

By Titans/Oilers—Never Happened

By Opponents—Never Happened

FOUR FIELD GOALS

By Titans—Al Del Greco at Indianapolis, 1/16/00 (W)

By Opponents—Evan McPherson, vs. Cincinnati, 1/22/22 (L)

THREE FIELD GOALS

By Titans—Al Del Greco (4) at Indianapolis, 1/16/00 (W)

By Opponents—Evan McPherson (4), vs. Cincinnati, 1/22/22 (L)

MISSED PAT (KICK)

By Titans/Oilers—Never Happened

By Opponents—David Treadwell (Wide Left) at Denver, 1/4/92 (L)

TWO-POINT CONVERSIONS (PLAYOFFS)

TWO-POINT CONVERSION MADE

By Titans/Oilers—Never Happened

By Opponents—Plaxico Burress (pass from Hines Ward) vs. Pittsburgh, 1/11/03 (W)

TWO-POINT CONVERSION FAILED

By Titans—vs. Cincinnati (run failed), 1/22/22 (L)

By Opponents—at Baltimore (pass failed), 1/11/20 (W)

INDIVIDUAL OFFENSIVE PERFORMANCES (PLAYOFFS)

INDIVIDUAL WITH 200 SCRIMMAGE YARDS

By Titans—Derrick Henry (202 yards) at Baltimore, 1/11/20 (W)

By Opponents—Never Happened

RUSHING TOUCHDOWN AND RECEIVING TOUCHDOWN

By Titans—Never in Titans era (since 1999)

By Oilers—Allen Pinkett at Cleveland, 12/24/88 (W)

By Opponents—James White at New England, 1/13/18 (L)

RUSHING TOUCHDOWN AND PASSING TOUCHDOWN

By Titans—Ryan Tannehill at Baltimore, 1/11/20 (W)

By Opponents—Patrick Mahomes at Kansas City, 1/19/20 (L)

INDIVIDUAL RUSHING (PLAYOFFS)

200 YARDS RUSHING

By Titans/Oilers—Never Happened

By Opponents—Never Happened

150 YARDS RUSHING

By Titans—Derrick Henry (195 yards) at Baltimore, 1/11/20 (W)

By Opponents—Paul Lowe (165 yards) vs. Los Angeles Chargers, 1/1/61 (W)

100 YARDS RUSHING

By Titans—Derrick Henry (195 yards) at Baltimore, 1/11/20 (W)

By Opponents—Lamar Jackson (136 yards), vs. Baltimore, 1/10/21 (L)

CONSECUTIVE 100-YARD RUSHING GAMES

By Titans—Derrick Henry at New England (182 yards), 1/4/20 (W), at Baltimore (195 yards), 1/11/20 (W)

30 OR MORE CARRIES

By Titans—Derrick Henry (30) at Baltimore, 1/11/20 (W)

By Opponents—Never Happened

RUSHING PLAY OF 80 OR MORE YARDS

By Titans/Oilers—Never Happened

By Opponents—Never Happened

RUSHING PLAY OF 50 OR MORE YARDS

By Titans—Derrick Henry (66 yards) at Baltimore, 1/11/20 (W)

By Opponents—Never Happened

THREE TOUCHDOWNS RUSHING

By Titans/Oilers—Never Happened

By Opponents—Never Happened

TWO TOUCHDOWNS RUSHING

By Titans—Steve McNair at Oakland, 1/19/03 (L)

By Opponents—Antowain Smith vs. Buffalo, 1/8/00 (W)

INDIVIDUAL PASSING (PLAYOFFS)

400 YARDS PASSING

By Titans/Oilers—Never Happened

By Opponents—Kurt Warner (414 yards) vs. St. Louis, 1/30/00 (L)

300 YARDS PASSING

By Titans—Steve McNair (338 yards) vs. Pittsburgh, 1/11/03 (W)

By Opponents—Joe Burrow (348 yards), vs. Cincinnati, 1/22/22 (L)

CONSECUTIVE 300-YARD PASSING GAMES

Playoffs:

By Titans/Oilers—Never Happened

POSTSEASON: THE LAST TIME THE TENNESSEE TITANS ...

FIVE TOUCHDOWN PASSES

By Titans/Oilers—Never Happened

By Opponents—Daryle Lamonica (6) at Oakland, 12/21/69 (L)

FOUR TOUCHDOWN PASSES

By Titans—Never in Titans era (since 1999)

By Oilers—Warren Moon at Buffalo, 1/3/93 (L)

By Opponents—Frank Reich at Buffalo, 1/3/93 (L)

50 OR MORE PASS ATTEMPTS

By Titans—Never in Titans era (since 1999)

By Oilers—Warren Moon (50 att) at Buffalo, 1/3/93 (L)

By Opponents—Lamar Jackson (59 att), at Baltimore, 1/11/20 (W)

40 OR MORE PASS ATTEMPTS

By Titans—Kerry Collins (42 att) vs. Baltimore, 1/10/09 (L)

By Opponents—Lamar Jackson (59 att), at Baltimore, 1/11/20 (W)

30 OR MORE COMPLETIONS

By Titans—Never in Titans era (since 1999)

By Oilers—Warren Moon (32 comp) vs. Kansas City, 1/16/94 (L)

By Opponents—Lamar Jackson (31 comp), at Baltimore, 1/11/20 (W)

NO SACKS ALLOWED

By Titans—at Baltimore, 1/3/04 (W)

By Opponents—at New England, 1/4/20 (W)

COMPLETION OF 80 OR MORE YARDS

By Titans/Oilers—Never Happened

By Opponents—Never Happened

COMPLETION OF 50 OR MORE YARDS

By Titans—Never in Titans era (since 1999)

By Oilers—Dan Pastorini (71 yards) at New England, 12/31/78 (L)

By Opponents—Joe Burrow (57 yards), vs. Cincinnati, 1/22/22 (L)

INDIVIDUAL RECEIVING (PLAYOFFS)

200 YARDS RECEIVING

By Titans/Oilers—Never Happened

By Opponents—Never Happened

150 YARDS RECEIVING

By Titans/Oilers—Never Happened

By Opponents—Isaac Bruce (162 yards) vs. St. Louis, 1/30/00 (L)

100 YARDS RECEIVING

By Titans—A.J. Brown (142 yards) vs. Cincinnati, 1/22/22 (L)

By Opponents—Ja'Marr Chase (109 yards), vs. Cincinnati, 1/22/22 (L)

CONSECUTIVE 100-YARD RECEIVING GAMES

By Titans—Never in Titans era (since 1999)

By Oilers—Ernest Givins at Denver (111 yards), 1/4/92 (L), at Buffalo (117 yards), 1/3/93 (L)

10 OR MORE RECEPTIONS

By Titans—Justin Gage (11 rec.) vs. Baltimore, 1/10/09 (L)

By Opponents—Danny Amendola (11 rec.) at New England, 1/13/18 (L)

RECEPTION OF 80 OR MORE YARDS

By Titans/Oilers—Never Happened

By Opponents—Never Happened

RECEPTION OF 50 OR MORE YARDS

By Titans—Never in Titans era (since 1999)

By Oilers—Ken Burrough (71 yards) at New England, 12/31/78 (L)

By Opponents—Ja'Marr Chase (57 yards), vs. Cincinnati, 1/22/22 (L)

THREE TOUCHDOWN RECEPTIONS

By Titans/Oilers—Never Happened

By Opponents—Andre Reed at Buffalo, 1/3/93 (L)

TWO TOUCHDOWN RECEPTIONS

By Titans/Oilers—Corey Davis at New England, 1/13/18 (L)

By Opponents—Tyreek Hill, at Kansas City, 1/19/20 (L)

COMBINED OFFENSIVE PERFORMANCES BY TEAMMATES (PLAYOFFS)

100-YARD RUSHER AND 100-YARD RECEIVER IN A GAME

By Titans/Oilers—Never Happened

By Opponents—Lamar Jackson (136 rush.) and Marquise Brown (109 rec.), vs. Baltimore, 1/10/21 (L)

100-YARD RUSHER, 100-YARD RECEIVER AND 300-YARD PASSER IN A GAME

By Titans/Oilers—Never Happened

By Opponents—Lamar Jackson (143 rush.), Lamar Jackson (365 pass.) and Marquis Brown (126 rec.), at Baltimore, 1/11/20 (W)

300-YARD PASSER AND 100-YARD RECEIVER IN A GAME

By Titans—Steve McNair (338 pass.) and Frank Wycheck (123 rec.) vs. Pittsburgh, 1/11/03 (W)

By Opponents—Joe Burrow (348 pass.) and Ja'Marr Chase (109 rec.), vs. Cincinnati, 1/22/22 (L)

100-YARD RUSHER AND 300-YARD PASSER IN A GAME

By Titans/Oilers—Never Happened

By Opponents—Lamar Jackson (143 rush. and 365 pass.), at Baltimore, 1/11/20 (W)

TWO 100-YARD RUSHERS IN A GAME

By Titans/Oilers—Never Happened

By Opponents—Hewritt Dixon (144 yards) and Pete Banaszak (116 yards) at Oakland, 12/31/67 (L)

TWO 100-YARD RECEIVERS IN A GAME

By Titans—Never in Titans era (since 1999)

By Oilers—Mike Barber (112 yards) and Ken Burrough (103 yards) at Miami, 12/24/78 (W)

By Opponents—Chris Chambers (121 yards) and Vincent Jackson (114 yards) at San Diego, 1/6/08 (L)

INDIVIDUAL DEFENSE (PLAYOFFS)

INTERCEPTION RETURNED FOR TOUCHDOWN

By Titans—Logan Ryan (9 yards) at New England, 1/4/20 (W)

By Opponents—Will Demps (56 yards), at Baltimore, 1/3/04 (W)

FUMBLE RETURNED FOR TOUCHDOWN

By Titans/Oilers—Never Happened

By Opponents—Never Happened

SAFETY SCORED

By Titans—Josh Evans and Jason Fisk (sacked Mark Brunell), at Jacksonville, 1/23/00 (W)

By Opponents—Dan Pastorini ran out of the End Zone, at Miami, 12/24/78 (W)

THREE INTERCEPTIONS

By Titans—Never in Titans era (since 1999)

By Oilers—Vernon Perry (4*) at San Diego, 12/29/79 (W)

By Opponents—Never Happened

TWO INTERCEPTIONS

By Titans—Never in Titans era (since 1999)

By Oilers—Bubba McDowell vs. N.Y. Jets, 12/29/91 (W)

By Opponents—Johnny Robinson vs. Dallas Texans, 12/23/62 (L)

THREE SACKS

By Titans—Jeffery Simmons vs. Cincinnati, 1/22/22 (L)

By Opponents—Willie McGinest at New England, 1/10/04 (L)

LAST TIME IN A SEASON THE TITANS ...

TEAM OFFENSE

- Ranked 1st in Overall Offense — 1990
- Ranked 1st in Rushing Offense — 1967 (AFL)
- Ranked 1st in Passing Offense — 1992

TEAM DEFENSE

- Ranked 1st in Overall Defense — 2000
- Ranked 1st in Rushing Defense — 2003
- Ranked 1st in Passing Defense — 2000

GAMES WON (REGULAR SEASON)

- 10 Wins — 2021 (12-5)
- 11 Wins — 2021 (12-5)
- 12 Wins — 2021 (12-5)
- 13 Wins — 2008 (13-3)

ADVANCED IN PLAYOFFS

- Wild Card Round — 2021
- Divisional Round — 2021
- Conference Championship — 2019
- Super Bowl — 1999

RUSHING

- 1,000 Yards — **Derrick Henry** (1,429), 2022
- 1,500 Yards — **Derrick Henry** (2,027), 2020
- 2,000 Yards — **Derrick Henry** (2,027), 2020
- 300 Attempts — **Derrick Henry** (319), 2022
- 400 Attempts — **Eddie George** (403), 2000
- 10 Touchdowns — **Derrick Henry** (13), 2022
- 15 Touchdowns — **Derrick Henry** (17), 2020

PASSING

- 3,000 Yards — **Ryan Tannehill** (3,734), 2021
- 3,500 Yards — **Ryan Tannehill** (3,734), 2021
- 4,000 Yards — **Warren Moon** (4,690), 1991
- 400 Attempts — **Ryan Tannehill** (531), 2021
- 500 Attempts — **Ryan Tannehill** (531), 2021
- 600 Attempts — **Warren Moon** (655), 1991
- 20 Touchdowns — **Ryan Tannehill** (21), 2021
- 30 Touchdowns — **Ryan Tannehill** (33), 2020
- 90.0 Passer Rating — **Ryan Tannehill** (106.5), 2020
- 100.0 Passer Rating — **Ryan Tannehill** (106.5), 2020

RECEIVING

- 80 Receptions — **Delanie Walker** (94), 2015
- 90 Receptions — **Delanie Walker** (94), 2015
- 100 Receptions — **Haywood Jeffires** (100), 1991
- 1,000 Yards — **A.J. Brown** (1,075), 2020
- 1,500 Yards — **Charlie Hennigan** (1,546), 1964
- 10 Touchdowns — **A.J. Brown** (11), 2020
- 15 Touchdowns — **Bill Groman** (17), 1961

SCORING

- 100 Points — **Randy Bullock** (120), 2021
- 110 Points — **Randy Bullock** (120), 2021
- 120 Points — **Randy Bullock** (120), 2021
- 130 Points — **Ryan Succop** (136), 2017
- 30 Field Goals — **Ryan Succop** (35), 2017
- 35 Field Goals — **Ryan Succop** (35), 2017
- 10 Touchdowns — **Derrick Henry** (13), 2022
- 15 Touchdowns — **Derrick Henry** (17), 2020

DEFENSE

- 7 Interceptions — **Kevin Byard** (8), 2017
- 8 Interceptions — **Kevin Byard** (8), 2017
- 9 Interceptions — **Mike Reinfeldt** (12), 1979
- 10 Interceptions — **Mike Reinfeldt** (12), 1979
- 10 Sacks — **Harold Landry III** (12), 2021
- 12 Sacks — **Harold Landry III** (12), 2021
- 14 Sacks — **Jevon Kearse** (14.5), 1999
- 150 Tackles — **Wesley Woodyard** (172), 2017
- 175 Tackles — **Keith Bulluck** (180), 2002
- 200 Tackles — **Gregg Bingham** (212), 1980

TITANS RECORDS AT A GLANCE

Team record holders in major statistical categories

SCORING

- Points (Game) — 30 by **Billy Cannon** (5 TDs) at N.Y. Titans, 12/10/61
- Points (Season) — 136 by **Al Del Greco**, 1998; by **Ryan Succop**, 2017
- Points (Career) — 1,060 by **Al Del Greco**, 1991-00
- Touchdowns (Game) — 5 by **Billy Cannon** at N.Y. Titans, 12/10/61
- Touchdowns (Season) — 19 by **Earl Campbell**, 1979
- Touchdowns (Career) — 81 by **Derrick Henry**, 2016-22
- Field Goals (Game) — 8 by **Rob Bironas** at Hou., 10/21/07
- Field Goals (Season) — 36 by **Al Del Greco**, 1998
- Field Goals (Career) — 246 by **Al Del Greco**, 1991-00

RUSHING

- Rushing Yards (Game) — 250 by **Derrick Henry** at Hou., 1/3/21
- Rushing Yards (Season) — 2,027 by **Derrick Henry**, 2020
- Rushing Yards (Career) — 10,009 by **Eddie George**, 1996-03
- Rushing Touchdowns (Game) — 4 by **Earl Campbell** vs. Mia., 11/20/78; **Lorenzo White** vs. Cle., 12/9/90; **Derrick Henry** vs. Jax, 12/6/18
- Rushing Touchdowns (Season) — 19 by **Earl Campbell**, 1979
- Rushing Touchdowns (Career) — 78 by **Derrick Henry**, 2016-22

PASSING

- Passing Yards (Game) — 527 by **Warren Moon** at K.C., 12/16/90
- Passing Yards (Season) — 4,690 by **Warren Moon**, 1991
- Passing Yards (Career) — 33,685 by **Warren Moon**, 1984-93
- Passing Touchdowns (Game) — 7 by **George Blanda** vs. N.Y. Titans, 11/19/61
- Passing Touchdowns (Season) — 36 by **George Blanda**, 1961
- Passing Touchdowns (Career) — 196 by **Warren Moon**, 1984-93
- Passer Rating (Game) — 158.3 by **Chris Chandler** at Cin., 9/24/95
- Passer Rating (Season) — 117.5 by **Ryan Tannehill**, 2019
- Passer Rating (Career) — 100.5 by **Ryan Tannehill**, 2019-22

RECEIVING

- Receptions (Game) — 13 (three times, last by **Drew Bennett** at Oak., 12/19/04)
- Receptions (Season) — 101 by **Charlie Hennigan**, 1964
- Receptions (Career) — 542 by **Ernest Givins**, 1986-94
- Receiving Yards (Game) — 272 by **Charlie Hennigan** at Bos., 10/13/61
- Receiving Yards (Season) — 1,746 by **Charlie Hennigan**, 1961
- Receiving Yards (Career) — 7,935 by **Ernest Givins**, 1986-94
- Receiving Touchdowns (Game) — 3 (17 times, last by **Kenny Britt** vs. Phi., 10/24/10)
- Receiving Touchdowns (Season) — 17 by **Bill Groman**, 1961
- Receiving Touchdowns (Career) — 51 by **Charlie Hennigan**, 1960-66

PUNTING

- Punts (Game) — 11 (twice by **Rich Camarillo**, last at Pit., 12/3/95)
- Punts (Season) — 96 by **Rich Camarillo**, 1994
- Punts (Career) — 923 by **Brett Kern**, 2009-21

PUNT RETURNS

- Punt Return Yards (Game) — 160 by **Darius Reynaud** vs. Jax., 12/30/12
- Punt Return Average (Season) — 15.4 by **Billy Johnson**, 1977
- Punt Return Average (Career) — 13.2 by **Billy Johnson**, 1974-80

KICKOFF RETURNS

- Kickoff Return Yards (Game) — 240 by **Bobby Jancik** at Oak., 12/22/63
- Kickoff Return Average (Season) — 31.7 by **Darius Jennings**, 2018
- Kickoff Return Average (Career) — 26.5 by **Bobby Jancik**, 1962-67

INTERCEPTIONS

- Interceptions (Game) — 3 (nine times, last by **Kevin Byard** at Cle., 10/22/17)
- Interceptions (Season) — 12 by **Freddy Glick**, 1963; by **Mike Reinfeldt**, 1979
- Interceptions (Career) — 45 by **Jim Norton**, 1960-68

SACKS

- Sacks (Game) — 4 (five times, last by **William Fuller** vs. Pit., 11/28/93)
- Sacks (Season) — 17 by **Elvin Bethea**, 1973
- Sacks (Career) — 105 by **Elvin Bethea**, 1968-83

TENNESSEE TITANS 2022 PARTICIPATION CHART

| Player | 9/11 | 9/19 | 9/25 | 10/2 | 10/9 | 10/23 | 10/30 | 11/6 | 11/13 | 11/17 | 11/27 | 12/4 | 12/11 | 12/18 | 12/24 | 12/29 | 1/7-8 | Season Totals | | | |
|---------------------|------|------|------|------|------|-------|-------|------|-------|-------|-------|------|-------|-------|-------|-------|-------|---------------|----|-----|----|
| | NYG | @Buf | LV | @Ind | @Was | Ind | @Hou | @KC | Den | @GB | Cin | @Phi | Jax | @LAC | Hou | Dal | @Jax | GP | GS | DNP | IA |
| Adams, Andrew | X | X | IA | DB | P | DB | P | S | S | S | S | S | S | S | S | | | 12 | 10 | 0 | 1 |
| Adeniyi, Ola | OLB | P | IA | IA | IA | IR | IR | IR | IR | IR | IR | P | IA | X | X | | | 3 | 1 | 0 | 4 |
| Amadi, Ugo | P | P | IA | IA | IA | IA | IA | X | X | X | X | X | X | X | X | | | 2 | 0 | 0 | 5 |
| Anenih, David | PS | X | X | X | X | X | X | X | X | X | X | X | X | X | X | | | 0 | 0 | 0 | 0 |
| Auclair, Anthony | X | X | X | X | X | X | X | PS | PS | PS | X | X | X | X | X | | | 0 | 0 | 0 | 0 |
| Autry, Denico | P | P | P | OLB | OLB | OLB | P | OLB | OLB | OLB | IA | IA | IA | IA | OLB | | | 11 | 7 | 0 | 4 |
| Avery, Tre | P | CB | P | P | DNP | P | P | P | P | P | P | P | IA | IA | CB | | | 12 | 2 | 1 | 2 |
| Basham, Tarell | X | X | X | X | X | X | X | X | X | X | X | X | P | P | P | | | 3 | 0 | 0 | 0 |
| Board, C.J. | X | X | X | X | X | PS | PS | PS | P | P | P | P | IA | IR | IR | | | 4 | 0 | 0 | 1 |
| Brewer, Aaron | LG | LG | LG | LG | LG | LG | LG | LG | LG | C | C | LG | LG | LG | LG | | | 15 | 15 | 0 | 0 |
| Brooks, Nate | X | PS | PS | PS | PS | X | X | X | X | X | X | X | X | X | X | | | 0 | 0 | 0 | 0 |
| Brown, Kyron | X | X | X | X | X | PS | PS | PS | PS | PS | PS | PS | PS | PS | PS | | | 0 | 0 | 0 | 0 |
| Bullock, Randy | P | P | P | P | P | P | P | P | P | IA | IA | P | P | P | P | | | 13 | 0 | 0 | 2 |
| Burks, Treyton | P | WR | P | WR | IR | IR | IR | IR | P | WR | P | WR | IA | IA | P | | | 9 | 4 | 0 | 2 |
| Byard, Kevin | S | S | S | S | S | S | S | S | S | S | S | S | S | S | S | | | 15 | 15 | 0 | 0 |
| Campbell, Chance | IR | IR | IR | IR | IR | IR | IR | IR | IR | IR | IR | IR | IR | IR | IR | | | 0 | 0 | 0 | 0 |
| Cannon, Trenton | P | P | IR | IR | IR | IR | IR | IR | IR | IR | IR | IR | IR | IR | IR | | | 2 | 0 | 0 | 0 |
| Carter, Shyheim | X | X | X | X | PS | PS | PS | PS | PS | X | X | X | X | X | X | | | 0 | 0 | 0 | 0 |
| Carter, Tory | FB | P | FB | FB | P | IA | IA | IA | P | P | P | P | X | X | X | | | 9 | 3 | 0 | 3 |
| Chestnut, Julius | IA | IA | IA | X | PS | PS | PS | PS | PS | PS | PS | P | P | P | P | | | 4 | 0 | 0 | 3 |
| Clark, Le'Raven | X | X | XP | IA | P | P | P | P | P | P | P | P | TE | P | P | | | 11 | 1 | 0 | 1 |
| Cole, Dylan | P | P | P | LB | LB | LB | LB | P | P | P | P | LB | LB | LB | LB | | | 14 | 8 | 0 | 1 |
| Conley, Chris | X | X | X | X | X | X | P | P | IA | X | PS | PS | P | P | WR | | | 5 | 1 | 0 | 1 |
| Cox, Morgan | P | P | P | P | P | P | P | P | P | P | P | P | P | P | P | | | 15 | 0 | 0 | 0 |
| Cunningham, Zach | ILB | ILB | ILB | IA | IA | IA | ILB | ILB | IR | IR | IR | IR | IR | IR | ILB | | | 6 | 6 | 0 | 3 |
| Daley, Dennis | P | P | LT | LT | LT | LT | LT | LT | LT | LT | LT | LT | LT | LT | LT | | | 15 | 13 | 0 | 0 |
| Davis, Nate | RG | RG | RG | RG | IA | IA | RG | RG | RG | RG | RG | RG | RG | RG | IR | | | 12 | 12 | 0 | 2 |
| DiLauro, Christian | X | X | PS | PS | X | X | X | X | X | X | X | X | X | X | X | | | 0 | 0 | 0 | 0 |
| Dobbs, Joshua | X | X | X | X | X | X | X | X | X | X | X | X | X | X | DNP | | | 0 | 0 | 1 | 0 |
| Dupree, Bud | OLB | OLB | IA | OLB | IA | OLB | OLB | OLB | IA | IA | OLB | OLB | OLB | OLB | OLB | | | 11 | 11 | 0 | 4 |
| Edwards Jr., Mario | X | X | X | P | P | P | P | P | DE | P | DE | DE | DE | DE | IA | | | 11 | 5 | 0 | 1 |
| Farley, Caleb | P | CB | P | P | P | P | P | P | P | IR | IR | IR | IR | IR | IR | | | 9 | 1 | 0 | 0 |
| Fitzpatrick, Dez | PS | PS | PS | PS | P | PS | PS | PS | PS | PS | PS | PS | PS | PS | PS | | | 1 | 0 | 0 | 0 |
| Fulton, Kristian | CB | IA | CB | CB | CB | CB | CB | CB | IA | CB | CB | CB | IA | IA | IA | | | 10 | 10 | 0 | 5 |
| Gibbens, Jack | X | PS | PS | PS | PS | PS | PS | PS | PS | PS | PS | PS | P | P | P | | | 3 | 0 | 0 | 0 |
| Gordon, Josh | PS | P | P | PS | PS | X | X | X | X | X | X | X | X | X | X | | | 2 | 0 | 0 | 0 |
| Green, Gerri | X | PS | PS | PS | PS | PS | X | X | X | X | X | X | X | X | X | | | 0 | 0 | 0 | 0 |
| Hand, Da'Shawn | P | IR | IR | IR | IR | IR | IR | IR | IR | IR | IR | IR | IR | IR | IR | | | 1 | 0 | 0 | 0 |
| Haskins, Hassan | P | P | P | P | P | P | P | P | P | P | P | IA | IA | P | P | | | 13 | 0 | 0 | 2 |
| Harris, Davontae | X | X | X | X | X | X | X | X | X | P | PS | P | P | P | P | | | 5 | 0 | 0 | 0 |
| Henry, Derrick | RB | RB | RB | RB | RB | RB | RB | RB | RB | RB | RB | RB | RB | RB | RB | | | 15 | 15 | 0 | 0 |
| Hilliard, Dontrell | P | IA | P | P | P | RB | P | P | P | P | P | P | P | IR | IR | | | 12 | 1 | 0 | 1 |
| Hogan, Kevin | X | X | X | X | X | X | X | X | X | X | X | X | X | PS | PS | | | 0 | 0 | 0 | 0 |
| Hollister, Cody | P | P | P | P | WR | P | WR | WR | P | P | P | IA | IR | IR | IR | | | 11 | 3 | 0 | 1 |
| Hooker, Amani | S | S | S | IA | IA | S | S | IA | IA | IA | S | S | DB | IA | IA | | | 8 | 8 | 0 | 7 |
| Hooper, Austin | P | P | P | P | P | P | P | TE | P | P | P | TE | P | P | P | | | 15 | 2 | 0 | 0 |
| Hudson, Tommy | IR | IR | IR | IR | X | X | X | X | X | X | X | X | X | X | X | | | 0 | 0 | 0 | 0 |
| Jackson, Chris | PS | P | IR | IR | IR | IR | IR | IR | IR | IR | IR | IR | IR | IR | IR | | | 1 | 0 | 0 | 0 |
| Jackson, Theo | PS | PS | PS | IA | X | X | X | X | X | X | X | X | X | X | X | | | 0 | 0 | 0 | 1 |
| Johnson Jr., Lonnie | IA | P | P | P | P | P | P | P | P | IR | IR | IR | IR | P | P | | | 10 | 0 | 0 | 1 |
| Johnson, Zack | X | X | X | X | X | X | X | X | X | X | X | X | X | X | PS | | | 0 | 0 | 0 | 0 |
| Jones, Ben | C | C | C | C | C | C | C | C | C | IA | IA | C | C | C | IR | | | 12 | 12 | 0 | 2 |
| Jones, Jamarco | IA | IA | IR | IR | IR | IR | IR | IR | IR | IR | IR | IR | IR | IR | IR | | | 0 | 0 | 0 | 2 |
| Jones, Joe | P | P | P | P | IA | IA | P | P | P | P | P | P | P | P | P | | | 13 | 0 | 0 | 2 |
| Jones, Naquan | IA | P | P | P | P | P | IA | P | P | IA | IA | IA | P | NT | P | | | 10 | 1 | 0 | 5 |
| Kalu, Joshua | P | P | P | P | S | P | IA | DB | P | P | P | P | P | P | DB | | | 14 | 3 | 0 | 1 |
| Kinsey, Mason | PS | PS | PS | PS | PS | P | PS | PS | PS | PS | PS | PS | PS | P | PS | | | 2 | 0 | 0 | 0 |
| Lambo, Josh | X | X | X | X | X | X | X | X | X | P | X | X | X | X | X | | | 1 | 0 | 0 | 0 |
| Landry III, Harold | IR | IR | IR | IR | IR | IR | IR | IR | IR | IR | IR | IR | IR | IR | IR | | | 0 | 0 | 0 | 0 |
| Levin, Corey | P | P | P | P | P | P | P | P | P | P | P | P | P | P | C | | | 15 | 1 | 0 | 0 |
| Lewan, Taylor | LT | LT | IR | IR | IR | IR | IR | IR | IR | IR | IR | IR | IR | IR | IR | | | 2 | 2 | 0 | 0 |
| Long Jr., David | ILB | ILB | ILB | ILB | ILB | ILB | ILB | ILB | ILB | ILB | ILB | ILB | IR | IR | IR | | | 12 | 12 | 0 | 0 |
| Mabin, Greg | X | X | X | X | X | X | X | X | X | P | P | PS | P | P | P | | | 5 | 0 | 0 | 0 |
| McCreary, Roger | CB | CB | CB | CB | CB | CB | CB | CB | CB | CB | CB | CB | CB | CB | CB | | | 15 | 15 | 0 | 0 |
| McKinley, Takk | X | PS | X | X | X | X | X | X | X | X | X | X | X | X | X | | | 0 | 0 | 0 | 0 |
| McCloud, Zach | X | X | X | X | X | X | X | X | X | X | X | X | X | PS | PS | | | 0 | 0 | 0 | 0 |
| McMath, Racey | IR | IR | IR | IR | IR | IR | IR | IR | IR | IR | IR | IR | P | P | P | | | 3 | 0 | 0 | 0 |
| Mitchell, Terrance | X | X | P | CB | CB | P | P | P | CB | P | IA | P | CB | CB | IR | | | 11 | 5 | 0 | 1 |
| Molden, Elijah | IR | IR | IR | IR | IR | IR | IR | IR | CB | IA | P | IA | IR | IR | IR | | | 2 | 1 | 0 | 2 |
| Moore Jr., A.J. | P | IR | IR | IR | IR | IR | IR | IR | IR | IR | IR | IR | IR | IR | IR | | | 1 | 0 | 0 | 0 |
| Munyer, Daniel | X | X | X | X | X | X | X | X | X | X | X | X | X | X | P | | | 1 | 0 | 0 | 0 |
| Murchison, Larrell | PS | PS | PS | PS | PS | PS | P | P | P | P | IA | P | X | X | X | | | 5 | 0 | 0 | 1 |
| Newman, Xavier | PS | PS | PS | PS | PS | PS | PS | PS | PS | PS | PS | PS | PS | PS | DNP | | | 0 | 0 | 1 | 0 |
| Odukoya, Thomas | PS | PS | PS | PS | PS | PS | PS | PS | PS | PS | PS | PS | PS | PS | PS | | | 0 | 0 | 0 | 0 |
| Okonkwo, Chig | P | P | P | TE | P | TE | P | TE | TE | TE | P | P | P | TE | P | | | 15 | 6 | 0 | 0 |

GAME PREVIEW

TEAM NOTES

PLAYER NOTES

MEDIA

STATISTICS

ROSTERS

TENNESSEE TITANS 2022 PARTICIPATION CHART

| | | | | | | | | | | | | | | | | | | | |
|------------------------|-----|-----|-----|-----|-----|-----|-----|-----|-----|-----|-----|----|-----|-----|-----|----|----|---|---|
| Okuyinonu, Sam | PS | PS | PS | PS | P | IA | P | IA | P | P | P | IA | PS | PS | PS | 5 | 0 | 0 | 3 |
| Parker, Steven | X | X | X | X | X | PS | PS | X | X | X | X | X | X | X | X | 0 | 0 | 0 | 0 |
| Peevy, Jayden | PS | PS | PS | PS | PS | PS | PS | PS | PS | PS | PS | PS | PS | PS | PS | 0 | 0 | 0 | 0 |
| Petit-Frere, Nicholas | RT | RT | RT | RT | RT | RT | RT | RT | RT | RT | RT | RT | RT | RT | RT | 15 | 15 | 0 | 0 |
| Philips, Kyle | P | P | IA | P | P | IA | IR | IR | IR | IR | IR | IR | IR | IR | IR | 4 | 0 | 0 | 2 |
| Rader, Kevin | PS | PS | P | P | P | P | P | P | P | IA | TE | P | TE | P | P | 12 | 2 | 0 | 1 |
| Radunz, Dillon | P | P | DNP | P | RG | RG | P | P | DNP | LG | LG | P | DNP | P | IR | 11 | 4 | 3 | 0 |
| Ray, Wyatt | X | X | P | IA | PS | PS | PS | PS | PS | PS | PS | PS | X | X | X | 1 | 0 | 0 | 1 |
| Reid, John | X | X | X | X | X | X | X | X | X | X | X | X | P | DB | IA | 2 | 1 | 0 | 1 |
| Rice, Monty | PUP | PUP | PUP | PUP | P | P | P | P | ILB | ILB | P | P | ILB | ILB | ILB | 11 | 5 | 0 | 0 |
| Roberson Jr., Reggie | X | X | X | X | X | X | X | X | X | X | X | PS | PS | PS | PS | 0 | 0 | 0 | 0 |
| Roos, Jordan | PS | PS | P | P | P | P | IA | IA | IA | DNP | DNP | IA | X | IA | RG | 5 | 1 | 2 | 5 |
| Rupcich, Andrew | PS | PS | PS | PS | PS | PS | PS | PS | PS | PS | PS | PS | PS | PS | PS | 0 | 0 | 0 | 0 |
| Schobert, Joe | X | X | X | P | P | P | PS | PS | PS | OLB | IA | P | P | X | X | 6 | 1 | 0 | 1 |
| Shudak, Caleb | PUP | PUP | PUP | PUP | PUP | PUP | PUP | PUP | PUP | PUP | P | X | PS | PS | PS | 1 | 0 | 0 | 0 |
| Simmons, Jeffery | DT | DT | DT | DT | DT | DT | DT | DT | IA | DT | DT | DT | DT | DT | DT | 14 | 14 | 0 | 1 |
| Smith, Andre | X | X | X | X | X | X | X | X | X | PS | P | PS | PS | P | P | 3 | 0 | 0 | 0 |
| Smith, Eric | X | X | X | X | X | X | PS | PS | PS | X | PS | PS | X | X | X | 0 | 0 | 0 | 0 |
| Stonehouse, Ryan | P | P | P | P | P | P | P | P | P | P | P | P | P | P | P | 15 | 0 | 0 | 0 |
| Strong, Kevin | P | P | P | P | P | P | P | IA | DE | P | P | P | P | P | P | 14 | 1 | 0 | 1 |
| Swaim, Geoff | TE | TE | TE | TE | TE | P | TE | TE | TE | P | TE | TE | P | TE | TE | 15 | 12 | 0 | 0 |
| Tannehill, Ryan | QB | QB | QB | QB | QB | QB | IA | IA | QB | QB | QB | QB | QB | QB | IA | 12 | 12 | 0 | 3 |
| Tart, Teair | NT | NT | NT | NT | NT | NT | NT | NT | NT | NT | NT | NT | NT | IA | NT | 14 | 14 | 0 | 1 |
| Thompson, Josh | X | X | X | X | X | P | P | P | IR | IR | IR | IR | P | P | IA | 5 | 0 | 0 | 1 |
| Tuszka, Derrek | IA | IA | OLB | X | X | X | X | X | X | X | X | X | X | X | X | 1 | 1 | 0 | 2 |
| Walker, DeMarcus | DE | DE | DE | P | P | P | DE | P | P | DE | P | P | P | P | P | 15 | 5 | 0 | 0 |
| Ward, Jonathan | X | X | X | X | X | X | X | X | X | X | X | X | X | PS | P | 1 | 0 | 0 | 0 |
| Weaver, Rashad | P | P | OLB | P | OLB | P | IA | P | X | P | P | P | P | P | P | 14 | 2 | 0 | 1 |
| Westbrook-Ikhine, Nick | WR | WR | WR | P | WR | WR | WR | P | WR | WR | WR | P | WR | WR | WR | 15 | 12 | 0 | 0 |
| Willis, Malik | DNP | P | DNP | DNP | DNP | P | QB | QB | P | DNP | DNP | P | DNP | P | QB | 8 | 3 | 7 | 0 |
| Woods, Robert | WR | WR | WR | P | WR | WR | WR | P | WR | WR | WR | WR | WR | WR | WR | 15 | 13 | 0 | 0 |
| Woodside, Logan | PS | PS | PS | PS | PS | PS | DNP | DNP | PS | PS | PS | PS | X | X | X | 0 | 0 | 2 | 0 |

Starters indicated by position (QB, RB, ILB, etc.); P = played but did not start; DNP = active but did not play; IA = inactive for game; PS = practice squad; PS-I = practice squad injured; P/SUS = practice squad/suspended; X = not on roster; IR = injured reserve; SUS = reserve/suspended; NFI = non-football illness; PUP = physically unable to perform

2022 TENNESSEE TITANS TRANSACTIONS

January 1

Activated from Reserve/COVID-19 - **DE DENICO AUTRY, OLB BUD DUPREE, CB BUSTER SKRINE**

Activated from practice squad reserve/COVID-19 - **WR CODY HOLLISTER**
Released from the practice squad - **WR CALEB SCOTT**

January 3

Activated from reserve/COVID-19 - **LB JAYON BROWN, WR JULIO JONES, T KENDALL LAMM**

Activated from practice squad reserve/COVID-19 - **CB BRIEAN BODDY-CALHOUN**

Placed on injured reserve - **TE MYCOLE PRUITT**

Placed on practice squad reserve/COVID-19 - **T PAUL ADAMS**

January 4

Waived - **CB CHRIS JONES, LB JOE JONES**

Released from the practice squad - **DB SHYHEIM CARTER, DB RODNEY CLEMONS, WR GOLDEN TATE**

Placed on reserve/COVID-19 - **LB MONTY RICE**

January 5

Signed from the Seattle Seahawks practice squad - **TE RYAN IZZO**

Designated to return to practice - **RB DERRICK HENRY**

Signed to the practice squad - **DE Da'SHAWN HAND**

January 6

Signed to the practice squad - **CB CHRIS JONES, LB JOE JONES**

January 8

Waived - **RB JEREMY McNICHOLS**

Signed to the active roster from the practice squad - **DE KEVIN STRONG**

Activated from the practice squad to the active roster standard elevation - **DE Da'SHAWN HAND, RB JORDAN WILKINS**

January 10

Activated from reserve/COVID-19 - **LB MONTY RICE**

Activated from practice squad reserve/COVID-19 - **T PAUL ADAMS**

Released from the practice squad - **T PAUL ADAMS**

January 11

Signed to the practice squad - **RB JEREMY McNICHOLS**

Placed on practice squad reserve/COVID-19 - **RB JORDAN WILKINS**

Signed to future contracts - **LB KOBE JONES, DB CHRIS WILLIAMSON**

January 17

Designated to return to practice - **FB TORY CARTER**

Activated from practice squad reserve/COVID-19 - **RB JORDAN WILKINS**

January 19

Placed on reserve/COVID-19 - **CB GREG MABIN**

January 21

Activated from reserve/injured, designated for return - **RB DERRICK HENRY**

Activated from the practice squad to the active roster standard elevation - **CB CHRIS JONES**

January 24

Signed to future contracts - **S JAMAL CARTER, T CHRISTIAN DiLAURO, TE AUSTIN FORT, OL DERWIN GRAY, QB KEVIN HOGAN, WR CODY HOLLISTER, LB JOE JONES, WR MASON KINSEY, C DANIEL MUNYER, G JORDAN ROOS, OLB TUZAR SKIPPER**

Activated from reserve/COVID-19 - **CB GREG MABIN**

January 25

Signed to future contracts - **DB SHYHEIM CARTER, S RODNEY CLEMONS, LB NATE HALL**

February 8

Hired as passing game coordinator - **TIM KELLY**

Hired as inside linebackers coach - **BOBBY KING**

February 14

Signed as free agent - **DE Da'SHAWN HAND**

February 22

Signed as free agent - **WR JOSH MALONE**

February 23

Signed as free agent - **OLB JUSTIN LAWLER**

March 10

Terminated vested veterans - **T KENDALL LAMM, RODGER SAFFOLD III**

Waived - **RB DARRYNTON EVANS**

2022 TENNESSEE TITANS TRANSACTIONS

March 15

Terminated vested veteran - **CB JACKRABBIT JENKINS**

March 16

Terminated vested veteran with Post-June 1 designation - **WR JULIO JONES**

March 17

Signed as unrestricted free agent - **OL JAMARCO JONES**

March 18

Signed as unrestricted free agents - **RB TRENTON CANNON, C BEN JONES, TE GEOFF SWAIM, RB JORDAN WILKINS**

March 21

Signed as free agent - **TE AUSTIN HOOPER**

Signed as unrestricted free agent - **S A.J. MOORE JR.**

Terminated vested veteran - **C COREY LEVIN**

March 22

Signed as unrestricted free agent - **CB BUSTER SKRINE**

Signed as free agent - **C COREY LEVIN**

March 23

Traded - a sixth-round pick in the 2023 NFL Draft to the Los Angeles Rams for **WR ROBERT WOODS**

Signed as unrestricted free agent - **LB DYLAN COLE**

March 25

Signed as unrestricted free agent - **RB DONTRELL HILLIARD**

Hired as assistant special teams coach - **CHASE BLACKBURN**

Elevated to offensive assistant - **KYLAN BUTLER**

Elevated to defensive line assistant - **CLINTON McMILLAN**

March 30

Signed as unrestricted free agent - **K RANDY BULLOCK**

April 4

Signed as unrestricted free agent - **OLB OLA ADENIYI**

April 7

Waived - **T BRANDON KEMP**

April 27

Exercised the fifth-year option - **DT JEFFERY SIMMONS**

April 28

Traded - **WR A.J. BROWN** to the Philadelphia Eagles for their 2022 first-round pick (18th overall) and their 2022 third-round pick (101st overall)

Drafted - **WR TREYLON BURKS** (first round, 18th overall)

Traded - a 2022 first-round pick (26th overall) and a 2022 third-round pick (101st overall) to the N.Y. Jets for their 2022 second-round pick (35th overall), their 2022 third-round pick (69th overall) and their fifth-round pick (163rd overall)

April 29

Drafted - **CB ROGER McCREARY** (second round, 35th overall), **OL NICHOLAS PETIT-FRERE** (third round, 69th overall)

Traded - a 2022 third-round pick (90th overall) and a 2022 fifth-round pick (169th overall) to the Las Vegas Raiders for their 2022 third-round pick (86th overall)

Drafted - **QB MALIK WILLIS** (third round, 86th overall)

April 30

Drafted - **RB HASSAN HASKINS** (fourth round, 131st overall), **TE CHIG OKONKWO** (fourth round, 143rd overall), **WR KYLE PHILIPS** (fifth round, 163rd overall), **S THEO JACKSON** (sixth round, 204th overall), **LB CHANCE CAMPBELL** (sixth round, 219th overall)

Terminated vested veteran - **QB KEVIN HOGAN**

May 2

Waived - **TE AUSTIN FORT, LB NATE HALL, LB KOBE JONES, OLB TUZAR SKIPPER**

May 9

Signed as free agent - **CB GREG MABIN**

May 12

Signed - fourth-round choice **RB HASSAN HASKINS**, fifth-round choice **KYLE PHILIPS**, sixth-round choice **THEO JACKSON** and sixth-round choice **CHANCE CAMPBELL**

May 13

Signed undrafted free agents - **OLB DAVID ANENIH, CB TRE AVERY, RB JULIUS CHESTNUT, DT HASKELL GARRETT, LB JACK GIBBENS, S**

MICHAEL GRIFFIN II, G HAYDEN HOWERTON, WR BRANDON LEWIS, T JALEN McKENZIE, C/G XAVIER NEWMAN, TE THOMAS ODUKOYA, DE SAM OKUAYINONU, DE JAYDEN PEEVY, WR REGGIE ROBERSON JR., T ANDREW RUPCICH, K CALEB SHUDAK, P RYAN STONEHOUSE, CB TRE SWILLING

May 16

Placed on injured reserve - **S JAMAL CARTER**

Signed as free agents - **CB KENNETH GEORGE JR., DL DeMARCUS WALKER**

May 18

Signed - first-round choice **WR TREYLON BURKS**

May 20

Signed - third-round choice **OL NICHOLAS PETIT-FRERE**

May 24

Signed - fourth-round choice **TE CHIG OKONKWO**

June 1

Terminated vested veteran - **TE RYAN IZZO**

Signed as free agent - **WR JUWAN GREEN**

June 6

Waived - **OL DERWIN GRAY**

Claimed - **OL CARSON GREEN** off waivers from the Houston Texans

June 13

Terminated vested veteran from injured reserve - **S JAMAL CARTER**

July 22

Signed - second-round choice **CB ROGER McCREARY**

July 23

Waived - **DB RODNEY CLEMONS**

Signed as a free agent - **DB JOSHUA KALU**

Signed - third-round choice **QB MALIK WILLIS**

Declared physically unable to perform - **TE TOMMY HUDSON, LB MONTY RICE, K CALEB SHUDAK**

July 27

Placed on reserve/retired - **CB BUSTER SKRINE**

July 28

Waived - **WR JUWAN GREEN**

Signed as a free agent - **WR TERRY GODWIN**

July 29

Signed as a free agent - **CB SHAKUR BROWN**

August 1

Moved from physically unable to perform to the active roster - **TE TOMMY HUDSON**

August 3

Placed on injured reserve - **C DANIEL MUNYER**

Waived injured - **DB CHRIS WILLIAMSON**

Signed as free agents - **CB TERRELL BONDS, C/G WILLIE WRIGHT**

August 5

Waived from reserve/injured with an injury settlement - **DB CHRIS WILLIAMSON**

August 9

Waived - **CB KENNETH GEORGE JR.**

Waived injured - **S MICHAEL GRIFFIN II**

Signed as free agents - **S ELIJAH BENTON, S ADRIAN COLBERT**

August 12

Terminated vested veteran from reserve/injured with an injury settlement - **C DANIEL MUNYER**

August 13

Waived - **CB TERRELL BONDS, WR BRANDON LEWIS**

Signed as free agents - **CB DEANTE BURTON, TE DAVID WELLS**

August 15

Waived from reserve/injured with an injury settlement - **S MICHAEL GRIFFIN II**

August 16

Terminated vested veterans - **CB DEANTE BURTON, WR JOSH MALONE, RB JORDAN WILKINS**

Waived - **S ELIJAH BENTON, DT HASKELL GARRETT, OL CARSON GREEN**

Claimed - **DB LONNIE JOHNSON JR.** off waivers from the Kansas City Chiefs

2022 TENNESSEE TITANS TRANSACTIONS

August 17

Waived – **TE BRILEY MOORE**

Traded – a conditional 2024 seventh-round pick to the Las Vegas Raiders for **S TYREE GILLESPIE**

August 22

Waived injured – **CB SHAKUR BROWN, DB SHYHEIM CARTER**

Waived – **WR TERRY GODWIN**

Terminated vested veteran – **OLB JUSTIN LAWLER**

Waived from reserve/injured with an injury settlement – **DB SHYHEIM CARTER**

August 23

Placed on reserve/physically unable to perform – **K CALEB SHUDAK**

August 24

Waived from reserve/injured with an injury settlement – **CB SHAKUR BROWN**

Placed on reserve/physically unable to perform – **LB MONTY RICE**

Traded – a 2024 sixth-round pick to the Philadelphia Eagles for **DB UGO AMADI** and a 2024 seventh-round pick

August 30

Terminated vested veterans – **RB TRENTON CANNON, S ADRIAN COLBERT, WR CODY HOLLISTER, LB JOE JONES, P BRETT KERN, CB GREG MABIN**

Waived – **OLB DAVID ANENIH, T CHRISTIAN DiLAURO, WR DEZ FITZPATRICK, LB JACK GIBBENS, S TYREE GILLESPIE, G HAYDEN HOWERTON, CB CHRIS JACKSON, S THEO JACKSON, WR MASON KINSEY, T JALEN McKENZIE, DT LARRELL MURCHISON, C/G XAVIER NEWMAN, TE THOMAS ODUKOYA, DE SAM OKUAYINONU, DE JAYDEN PEEVY, WR REGGIE ROBERSON JR., G JORDAN ROOS, T ANDREW RUPCICH, CB TRE SWILLING, TE DAVID WELLS, QB LOGAN WOODSIDE, C/G WILLIE WRIGHT**

Waived injured – **TE TOMMY HUDSON**

Traded – a 2024 fifth-round pick to the Carolina Panthers for **OL DENNIS DALEY** and a 2024 seventh-round pick

August 31

Signed to the practice squad – **OLB DAVID ANENIH, RB TRENTON CANNON, WR DEZ FITZPATRICK, CB CHRIS JACKSON, S THEO JACKSON, LB JOE JONES, WR MASON KINSEY, DT LARRELL MURCHISON, C/G XAVIER NEWMAN, TE THOMAS ODUKOYA, DE SAM OKUAYINONU, DE JAYDEN PEEVY, WR REGGIE ROBERSON JR., G JORDAN ROOS, T ANDREW RUPCICH, TE DAVID WELLS and QB LOGAN WOODSIDE**

Placed on injured reserve – **WR RACEY McMATH**

Signed as free agent – **WR CODY HOLLISTER**

September 1

Released from the practice squad – **WR REGGIE ROBERSON JR., TE DAVID WELLS**

Signed to the practice squad – **WR JOSH GORDON, TE KEVIN RADER**

September 2

Placed on injured reserve – **OLB HAROLD LANDRY III**

Claimed – **OLB DERREK TUSZKA** off waivers from the Pittsburgh Steelers

September 9

Placed on injured reserve – **LB CHANCE CAMPBELL, CB ELIJAH MOLDEN**

September 10

Activated from the practice squad to the active roster standard elevation – **RB TRENTON CANNON, LB JOE JONES**

September 12

Signed to the active roster from the practice squad – **RB TRENTON CANNON, LB JOE JONES**

Signed to the practice squad – **LB JACK GIBBENS**

September 13

Placed on injured reserve – **DE Da'SHAWN HAND, S A.J. MOORE JR.**

Signed to the practice squad – **DB NATE BROOKS**

September 15

Practice squad **OLB DAVID ANENIH** signed to the Pittsburgh Steelers active roster

Signed to the practice squad – **OLB GERRI GREEN**

September 16

Signed to the active roster from the practice squad – **CB CHRIS JACKSON**

Signed to the practice squad – **OLB TAKK McKINLEY**

September 19

Activated from the practice squad to the active roster standard elevation – **WR JOSH GORDON**

September 21

Placed on injured reserve – **RB TRENTON CANNON, CB CHRIS JACKSON**

Signed – **DB ANDREW ADAMS** from the Pittsburgh Steelers practice squad

Signed – **CB TERRANCE MITCHELL** from the New England Patriots practice squad

Practice squad **OLB TAKK McKINLEY** signed to the Los Angeles Rams active roster

Signed to the practice squad – **T CHRISTIAN DiLAURO**

September 22

Placed on injured reserve – **OL JAMARCO JONES**

Signed to the active roster from the practice squad – **TE KEVIN RADER**

Signed to the practice squad – **OLB WYATT RAY**

September 24

Placed on injured reserve – **T TAYLOR LEWAN**

Signed to the active roster from the practice squad – **OLB WYATT RAY**

Activated from the practice squad to the active roster standard elevation – **WR JOSH GORDON, G JORDAN ROOS**

September 26

Waived – **OLB DERREK TUSZKA**

Signed – **DE MARIO EDWARDS JR.** from the Jacksonville Jaguars practice squad

September 27

Signed – **T Le'RAVEN CLARK** from the Philadelphia Eagles practice squad

Released from the practice squad – **OLB GERRI GREEN**

Signed to the practice squad – **LB JOE SCHOBERT**

September 28

Signed to the practice squad – **OLB GERRI GREEN**

October 1

Waived – **RB JULIUS CHESTNUT**

Signed to the active roster from the practice squad – **G JORDAN ROOS**

Activated from the practice squad to the active roster standard elevation – **S THEO JACKSON, LB JOE SCHOBERT**

October 3

Signed to the practice squad – **RB JULIUS CHESTNUT**

October 4

Waived – **OLB WYATT RAY**

Signed to the active roster from the practice squad – **DE SAM OKUAYINONU**

Released from the practice squad – **T CHRISTIAN DiLAURO**

Signed to the practice squad – **CB SHYHEIM CARTER**

Waived from injured reserve – **TE TOMMY HUDSON**

October 5

Designated to return to practice – **LB MONTY RICE**

October 6

Signed to the practice squad – **OLB WYATT RAY**

October 8

Placed on injured reserve – **WR TREYLON BURKS**

Activated from reserve/physically unable to perform – **LB MONTY RICE**

Activated from the practice squad to the active roster standard elevation – **WR DEZ FITZPATRICK, LB JOE SCHOBERT**

October 11

Practice squad **S THEO JACKSON** signed to the Minnesota Vikings active roster

October 17

Placed on injured reserve – **OLB OLA ADENIYI**

Released from the practice squad – **WR JOSH GORDON**

Signed to the practice squad – **WR C.J. BOARD**

October 18

Signed – **DB JOSH THOMPSON** from the Jacksonville Jaguars' practice squad

Released from the practice squad – **DB NATE BROOKS**

Signed to the practice squad – **CB KYRON BROWN, S STEVEN PARKER**

October 22

Activated from the practice squad to the active roster standard elevation – **WR**

2022 TENNESSEE TITANS TRANSACTIONS

MASON KINSEY, LB JOE SCHOBERT

October 24

Released from the practice squad – OLB GERRI GREEN

Signed to the practice squad – T ERIC SMITH

October 25

Placed on injured reserve – WR KYLE PHILIPS

Signed – WR CHRIS CONLEY from the Kansas City Chiefs practice squad

October 29

Activated from the practice squad to the active roster standard elevation – DT LARRELL MURCHISON, QB LOGAN WOODSIDE

October 31

Waived - DB UGO AMADI

Released from the practice squad – S STEVEN PARKER

Signed to the practice squad – TE ANTONY AUCLAIR

November 2

Designated to return to practice – CB ELIJAH MOLDEN

November 5

Activated from the practice squad to the active roster standard elevation – DT LARRELL MURCHISON, QB LOGAN WOODSIDE

November 9

Designated to return to practice – WR TREYLON BURKS

November 12

Placed on injured reserve – LB ZACH CUNNINGHAM, DB JOSH THOMPSON

Activated from injured reserve to the active roster – WR TREYLON BURKS, CB ELIJAH MOLDEN

Activated from the practice squad to the active roster standard elevation – WR C.J. BOARD, DT LARRELL MURCHISON

November 15

Placed on injured reserve – CB CALEB FARLEY

Signed to the active roster from the practice squad – LB JOE SCHOBERT, DT LARRELL MURCHISON

Released from the practice squad – CB SHYHEIM CARTER, T ERIC SMITH
Signed to the practice squad – CB DAVONTAE HARRIS, K JOSH LAMBO, CB GREG MABIN, LB ANDRE SMITH

November 16

Waived – WR CHRIS CONLEY

Signed to the active roster from the practice squad – K JOSH LAMBO

November 17

Placed on injured reserve – DB LONNIE JOHNSON JR.

Signed to the active roster from the practice squad – WR C.J. BOARD

Activated from the practice squad to the active roster standard elevation – CB DAVONTAE HARRIS, CB GREG MABIN

November 21

Waived – K JOSH LAMBO

Released from the practice squad – TE ANTONY AUCLAIR

Signed to the practice squad – WR CHRIS CONLEY, T ERIC SMITH

November 22

Designated to return to practice – K CALEB SHUDAK

November 26

Activated from reserve/physically unable to perform to the active roster – K CALEB SHUDAK

Activated from the practice squad to the active roster standard elevation – CB GREG MABIN, LB ANDRE SMITH

November 29

Signed to the practice squad – WR REGGIE ROBERSON JR.

November 30

Designated to return to practice – OLB OLA ADENIYI

December 3

Waived – K CALEB SHUDAK

Activated from injured reserve to the active roster – OLB OLA ADENIYI

Activated from the practice squad to the active roster standard elevation – RB JULIUS CHESTNUT, CB DAVONTAE HARRIS

December 5

Placed on injured reserve – WR CODY HOLLISTER

Signed as free agent – OLB TARELL BASHAM

December 6

Relieved of his duties – EXECUTIVE VICE PRESIDENT/GENERAL MANAGER JON ROBINSON

Waived – FB TORY CARTER, DE SAM OKUAYINONU

Released from the practice squad – OLB WYATT RAY, T ERIC SMITH

Signed to the practice squad – K CALEB SHUDAK

December 7

Placed on injured reserve – CB ELIJAH MOLDEN

Signed – CB JOHN REID from the Atlanta Falcons practice squad

Designated to return to practice – WR RACEY McMATH, DB JOSH THOMPSON

December 8

Signed to the practice squad – DE SAM OKUAYINONU

December 10

Waived – DT LARRELL MURCHISON, G JORDAN ROOS

Placed on injured reserve – LB DAVID LONG JR.

Signed to the active roster from the practice squad – WR CHRIS CONLEY, LB JACK GIBBENS, CB GREG MABIN

Activated from injured reserve to the active roster – WR RACEY McMATH, DB JOSH THOMPSON

Activated from the practice squad to the active roster standard elevation – RB JULIUS CHESTNUT, CB DAVONTAE HARRIS

Practice squad QB LOGAN WOODSIDE signed to the Atlanta Falcons active roster

December 12

Waived – OLB OLA ADENIYI, LB JOE SCHOBERT

December 13

Signed to the practice squad – QB KEVIN HOGAN, LB ZACH McCLOUD, G JORDAN ROOS

December 14

Designated to return to practice – LB ZACH CUNNINGHAM

Signed to the practice squad – RB JONATHAN WARD

December 15

Designated to return to practice – DB LONNIE JOHNSON JR.

December 17

Placed on injured reserve – WR C.J. BOARD, RB DONTRELL HILLIARD

Signed to the active roster from the practice squad – RB JULIUS CHESTNUT, CB DAVONTAE HARRIS, G JORDAN ROOS

Activated from injured reserve to the active roster – DB LONNIE JOHNSON JR.

Activated from the practice squad to the active roster standard elevation – WR MASON KINSEY, LB ANDRE SMITH

December 20

Signed to the practice squad – C BEAU BENZSCHAWEL, C DANIEL MUNYER

December 21

Placed on injured reserve – OL DILLON RADUNZ

Signed – QB JOSHUA DOBBS from the Detroit Lions practice squad

Signed to the practice squad – OL ZACK JOHNSON

December 22

Placed on injured reserve – C BEN JONES, CB TERRANCE MITCHELL

Signed to the active roster from the practice squad – C DANIEL MUNYER

December 23

Placed on injured reserve – G NATE DAVIS

Signed to the active roster from the practice squad – C/G XAVIER NEWMAN

Activated from injured reserve to the active roster – LB ZACH CUNNINGHAM

Activated from the practice squad to the active roster standard elevation – LB ANDRE SMITH, RB JONATHAN WARD

TENNESSEE TITANS UNOFFICIAL DEPTH CHART

OFFENSE

| | | | | | | |
|-----------|-----------|-----------------------------|-----------|-----------------------|-----------|------------------------|
| WR | 15 | Nick Westbrook-Ikhine | <u>16</u> | <u>Treyton Burks</u> | 13 | Racey McMath |
| TE | 81 | Austin Hooper | <u>85</u> | <u>Chig Okonkwo</u> | | |
| LT | 71 | Dennis Daley | 61 | Le'Raven Clark | | |
| LG | 55 | Aaron Brewer | <u>67</u> | <u>Xavier Newman</u> | | |
| C | 62 | Corey Levin | 69 | Daniel Munyer | | |
| RG | 70 | Jordan Roos | <u>67</u> | <u>Xavier Newman</u> | | |
| RT | <u>78</u> | <u>Nicholas Petit-Frere</u> | 61 | Le'Raven Clark | | |
| TE | 87 | Geoff Swaim | 86 | Kevin Rader | | |
| WR | 2 | Robert Woods | 19 | Chris Conley | | |
| QB | 17 | Ryan Tannehill | <u>7</u> | <u>Malik Willis</u> | 11 | Joshua Dobbs |
| RB | 22 | Derrick Henry | <u>25</u> | <u>Hassan Haskins</u> | <u>36</u> | <u>Julius Chestnut</u> |

DEFENSE

| | | | | | | |
|------------|-----------|-----------------------|-----------|---------------------|-----------|----------------------|
| DE | 95 | DeMarcus Walker | 94 | Mario Edwards Jr. | | |
| NT | 93 | Teair Tart | 90 | Naquan Jones | | |
| DT | 98 | Jeffery Simmons | 97 | Kevin Strong | | |
| OLB | 48 | Bud Dupree | 99 | Rashad Weaver | | |
| ILB | 56 | Monty Rice | <u>50</u> | <u>Jack Gibbens</u> | 42 | Joe Jones |
| ILB | 41 | Zach Cunningham | 53 | Dylan Cole | | |
| OLB | 96 | Denico Autry | 57 | Tarell Basham | | |
| CB | <u>21</u> | <u>Roger McCreary</u> | <u>30</u> | <u>Tre Avery</u> | 23 | John Reid |
| S | 31 | Kevin Byard | 28 | Joshua Kalu | 20 | Lonnie Johnson Jr. |
| S | 37 | Amani Hooker | 47 | Andrew Adams | <u>29</u> | <u>Josh Thompson</u> |
| CB | 26 | Kristian Fulton | 32 | Greg Mabin | 38 | Davontae Harris |

SPECIAL TEAMS

| | | | | |
|------------|-----------|------------------------|-----------|------------------------|
| K | 14 | Randy Bullock | <u>4</u> | <u>Ryan Stonehouse</u> |
| KO | 14 | Randy Bullock | <u>4</u> | <u>Ryan Stonehouse</u> |
| P | <u>4</u> | <u>Ryan Stonehouse</u> | 14 | Randy Bullock |
| H | <u>4</u> | <u>Ryan Stonehouse</u> | 17 | Ryan Tannehill |
| PR | 2 | Robert Woods | 37 | Amani Hooker |
| KOR | <u>36</u> | <u>Julius Chestnut</u> | <u>25</u> | <u>Hassan Haskins</u> |
| LS | 46 | Morgan Cox | | |

Rookies are underlined
As of Dec. 26, 2022

TITANS PRONUNCIATION GUIDE

Randy BULLOCK (BULL-luck); **TREYLON Burks** (TRAY-lin); **Kevin BYARD** (BY-urd); **HASSAN Haskins** (huh-SAAN); **Joshua KALU** (kuh-LOO); **Chig OKONKWO** (oh-KAHN-kwoh); **Nicholas PETIT-FRERE** (puh-TEET FRAIR); **Dillon RADUNZ** (RAY-dinz); **Ryan TANNEHILL** (TAN-uh-hill); **TEAIR Tart** (tee-AIR); **Nick Westbrook-IKHINE** (uh-KEEN-ay)

[CLICK HERE FOR AN AUDIO PRONUNCIATION GUIDE](#)

TENNESSEE TITANS ROSTER BY EXPERIENCE

| <u>13TH YEAR</u> | | <u>6TH YEAR</u> | | <u>3RD YEAR</u> | | <u>ROOKIE DRAFT PICKS</u> | |
|------------------------|-----|------------------------|-----|-----------------------|-----|---------------------------|-----|
| Morgan Cox | LS | Tarell Basham | OLB | Aaron Brewer | G/C | Treyton Burks | WR |
| | | Dylan Cole | LB | Kristian Fulton | CB | Chance Campbell (IR) | LB |
| | | Zach Cunningham | LB | Cody Hollister (IR) | WR | Hassan Haskins | RB |
| <u>11TH YEAR</u> | | Joshua Dobbs | QB | Chris Jackson (IR) | CB | Roger McCreary | CB |
| Randy Bullock | K | Joe Jones | LB | John Reid | DB | Chig Okonkwo | TE |
| Ben Jones (IR) | C | Greg Mabin | CB | Jordan Roos | G | Nicholas Petit-Frere | OL |
| Ryan Tannehill | QB | DeMarcus Walker | DL | Teair Tart | DT | Kyle Philips (IR) | WR |
| | | | | Nick Westbrook-Ikhine | WR | Malik Willis | QB |
| <u>10TH YEAR</u> | | <u>5TH YEAR</u> | | <u>2ND YEAR</u> | | <u>ROOKIE FREE AGENTS</u> | |
| Robert Woods | WR | Trenton Cannon (IR) | RB | Caleb Farley (IR) | CB | Tre Avery | CB |
| | | Da'Shawn Hand (IR) | DE | Naquan Jones | DT | Julius Chestnut | RB |
| <u>9TH YEAR</u> | | Davontae Harris | CB | Racey McMath | WR | Jack Gibbens | LB |
| Denico Autry | OLB | Dontrell Hilliard (IR) | RB | Elijah Molden (IR) | CB | Xavier Newman | C/G |
| Taylor Lewan (IR) | T | Jamarco Jones (IR) | OL | Kevin Rader | TE | Ryan Stonehouse | P |
| Terrance Mitchell (IR) | CB | Harold Landry III (IR) | OLB | Dillon Radunz (IR) | OL | Josh Thompson | DB |
| | | A.J. Moore Jr. (IR) | S | Monty Rice | LB | | |
| <u>8TH YEAR</u> | | Daniel Munyer | C | Rashad Weaver | OLB | As of Dec. 26, 2022 | |
| Chris Conley | WR | <u>4TH YEAR</u> | | | | | |
| Bud Dupree | OLB | C.J. Board (IR) | WR | | | | |
| Mario Edwards Jr. | DL | Dennis Daley | OL | | | | |
| Geoff Swaim | TE | Nate Davis (IR) | G | | | | |
| | | Amani Hooker | S | | | | |
| <u>7TH YEAR</u> | | Lonnie Johnson Jr. | DB | | | | |
| Andrew Adams | DB | Joshua Kalu | DB | | | | |
| Kevin Byard | S | Corey Levin | C/G | | | | |
| Le'Raven Clark | T | David Long Jr. (IR) | LB | | | | |
| Derrick Henry | RB | Jeffery Simmons | DT | | | | |
| Austin Hooper | TE | Kevin Strong | DE | | | | |

TENNESSEE TITANS ROSTER BY DRAFT ROUND

| <u>ROUND 1</u> | | | <u>ROUND 4</u> | | | <u>UNDRAFTED</u> | | |
|------------------------|-------------|-------------|----------------------|-------------|-------------|------------------------|------|------------|
| Player | Pos. | Year | Player | Pos. | Year | Player | Pos. | Year |
| Treyton Burks | WR | 2022 | Hassan Haskins | RB | 2022 | Tre Avery | CB | 2022 |
| Caleb Farley (IR) | CB | 2021 | Chig Okonkwo | TE | 2022 | Julius Chestnut | RB | 2022 |
| Jeffery Simmons | DT | 2019 | Rashad Weaver | OLB | 2021 | Jack Gibbens | LB | 2022 |
| Bud Dupree | OLB | 2015 (Pit) | John Reid | DB | 2020 (Hou) | Xavier Newman | C/G | 2022 |
| Taylor Lewan (IR) | T | 2014 | Amani Hooker | S | 2019 | Ryan Stonehouse | P | 2022 |
| Ryan Tannehill | QB | 2012 (Mia) | Da'Shawn Hand (IR) | DE | 2018 (Det) | Josh Thompson | DB | 2022 (Jax) |
| | | | Joshua Dobbs | QB | 2017 (Pit) | Naquan Jones | DT | 2021 |
| <u>ROUND 2</u> | | | Ben Jones | C | 2012 (Hou) | Aaron Brewer | G/C | 2020 |
| <u>Player</u> | <u>Pos.</u> | <u>Year</u> | <u>ROUND 5</u> | | | Teair Tart | DT | 2020 |
| Roger McCreary | CB | 2022 | <u>Player</u> | <u>Pos.</u> | <u>Year</u> | Nick Westbrook-Ikhine | WR | 2020 |
| Dillon Radunz | T | 2021 | Kyle Philips (IR) | WR | 2022 | Kevin Strong | DE | 2019 (Det) |
| Kristian Fulton | CB | 2020 | Davontae Harris | CB | 2018 (Cin) | Dontrell Hilliard (IR) | RB | 2018 (Cle) |
| Lonnie Johnson Jr. | DB | 2019 (Hou) | Jamarco Jones (IR) | OL | 2018 (Sea) | Joshua Kalu | DB | 2018 |
| Harold Landry III (IR) | OLB | 2018 | Randy Bullock | K | 2012 (Hou) | A.J. Moore Jr. (IR) | S | 2018 (NE) |
| Zach Cunningham | ILB | 2017 (Hou) | | | | Kevin Rader | TE | 2018 (GB) |
| DeMarcus Walker | DL | 2017 (Den) | <u>ROUND 6</u> | | | C.J. Board (IR) | WR | 2017 (Bal) |
| Derrick Henry | RB | 2016 | <u>Player</u> | <u>Pos.</u> | <u>Year</u> | Dylan Cole | ILB | 2017 (Hou) |
| Mario Edwards Jr. | DL | 2015 (Oak) | Chance Campbell (IR) | LB | 2022 | Cody Hollister (IR) | WR | 2017 (NE) |
| Robert Woods | WR | 2013 (Buf) | Dennis Daley | OL | 2019 (Car) | Joe Jones | LB | 2017 (Dal) |
| | | | David Long Jr. (IR) | LB | 2019 | Greg Mabin | CB | 2017 (TB) |
| <u>ROUND 3</u> | | | Trenton Cannon (IR) | RB | 2018 (NYJ) | Jordan Roos | G | 2017 (Sea) |
| <u>Player</u> | <u>Pos.</u> | <u>Year</u> | Corey Levin | C/G | 2017 | Andrew Adams | DB | 2016 (NYG) |
| Nicholas Petit-Frere | OL | 2022 | <u>ROUND 7</u> | | | Daniel Munyer | C | 2015 (KC) |
| Malik Willis | QB | 2022 | <u>Player</u> | <u>Pos.</u> | <u>Year</u> | Denico Autry | OLB | 2014 (Oak) |
| Elijah Molden (IR) | CB | 2021 | Racey McMath | WR | 2021 | Morgan Cox | LS | 2010 (Bal) |
| Monty Rice | ILB | 2021 | Chris Jackson (IR) | CB | 2020 | | | |
| Nate Davis | OL | 2019 | Geoff Swaim | TE | 2015 (Dal) | As of Dec. 26, 2022 | | |
| Tarell Basham | OLB | 2017 (Ind) | Terrance Mitchell | CB | 2014 (Dal) | | | |
| Kevin Byard | S | 2016 | | | | | | |
| Le'Raven Clark | T | 2016 (Ind) | | | | | | |
| Austin Hooper | TE | 2016 (Atl) | | | | | | |
| Chris Conley | WR | 2015 (KC) | | | | | | |

GAME PREVIEW

TEAM NOTES

PLAYER NOTES

MEDIA

STATISTICS

ROSTERS

HOW THE TENNESSEE TITANS WERE BUILT

| YEAR | DRAFTEES (14) | FREE AGENTS (33) | TRADES/WAIVERS (6) |
|-------------|------------------------------|-------------------------------|------------------------------|
| 2022 | WR Teylon Burks (1) | TE Austin Hooper (FA) | WR Robert Woods (T-LAR) |
| | CB Roger McCreary (2) | CB Tre Avery (FA) | DB Lonnie Johnson Jr. (W-KC) |
| | OL Nicholas Petit-Frere (3a) | RB Julius Chestnut (FA) | OL Dennis Daley (T-CAR) |
| | QB Malik Willis (3b) | LB Jack Gibbens (FA) | |
| | RB Hassan Haskins (4a) | C/G Xavier Newman (FA) | |
| | TE Chig Okonkwo (4b) | P Ryan Stonehouse (FA) | |
| | | DL DeMarcus Walker (FA) | |
| | DB Joshua Kalu (FA) | | |
| | TE Kevin Rader (FA) | | |
| | DB Andrew Adams (FA) | | |
| | DE Mario Edwards Jr. (FA) | | |
| | T Le'Raven Clark (FA) | | |
| | WR Chris Conley (FA) | | |
| | DB Josh Thompson (FA) | | |
| | CB Davontae Harris (FA) | | |
| | CB Greg Mabin (FA) | | |
| | OLB Tarell Basham (FA) | | |
| | CB John Reid (FA) | | |
| | QB Joshua Dobbs (FA) | | |
| | C Daniel Munyer (FA) | | |
| 2021 | LB Monty Rice (3a) | DL Denico Autry (UFA-IND) | C/G Corey Levin (W-NYJ) |
| | OLB Rashad Weaver (4b) | LS Morgan Cox (UFA-BAL) | LB Zach Cunningham (W-HOU) |
| | WR Racey McMath (6a) | OLB Bud Dupree (UFA-PIT) | |
| | | DT Naquan Jones (FA) | |
| | | G Jordan Roos (FA) | |
| | | K Randy Bullock (FA) | |
| | | LB Joe Jones (FA) | |
| | LB Dylan Cole (FA) | | |
| | DE Kevin Strong (FA) | | |
| 2020 | CB Kristian Fulton (2) | G/C Aaron Brewer (FA) | |
| | | DT Teair Tart (FA) | |
| | | WR Nick Westbrook-Ikhine (FA) | |
| | | TE Geoff Swaim (FA) | |
| 2019 | DT Jeffery Simmons (1) | | QB Ryan Tannehill (T-MIA) |
| | S Amani Hooker (4) | | |
| 2016 | RB Derrick Henry (2c) | | |
| | S Kevin Byard (3) | | |

As of Dec. 26, 2022

GAME PREVIEW

TEAM NOTES

PLAYER NOTES

MEDIA

STATISTICS

ROSTERS

TENNESSEE TITANS POSITIONAL ROSTER - OFFENSE

QUARTERBACKS (3)

| | | | | | | | | | |
|----|-----------------|----|-----|-----|---------|----|-----------|-------------------|-------------|
| 11 | Dobbs, Joshua | QB | 6-3 | 216 | 1/26/95 | 6 | Tennessee | Alpharetta, Ga. | FA-'22 |
| 17 | Tannehill, Ryan | QB | 6-4 | 217 | 7/27/88 | 11 | Texas A&M | Big Spring, Texas | T (MIA)-'19 |
| 7 | Willis, Malik | QB | 6-1 | 219 | 5/25/99 | R | Liberty | Atlanta, Ga. | D3b-'22 |

RUNNING BACKS (3)

| | | | | | | | | | |
|----|------------------|----|------|-----|----------|---|--------------|----------------|---------|
| 36 | Chestnut, Julius | RB | 5-11 | 228 | 10/26/00 | R | Sacred Heart | Bowie, Md. | FA-'22 |
| 25 | Haskins, Hassan | RB | 6-2 | 228 | 11/26/99 | R | Michigan | St. Louis, Mo. | D4a-'22 |
| 22 | Henry, Derrick | RB | 6-3 | 247 | 1/4/94 | 7 | Alabama | Yulee, Fla. | D2c-'16 |

WIDE RECEIVERS (5)

| | | | | | | | | | |
|----|------------------------|----|-----|-----|----------|----|---------------------|------------------|-------------|
| 16 | Burks, Treyton | WR | 6-2 | 225 | 3/23/00 | R | Arkansas | Warren, Ark. | D1-'22 |
| 19 | Conley, Chris | WR | 6-3 | 205 | 10/25/92 | 8 | Georgia | Dallas, Georgia | FA-'22 |
| 13 | McMath, Racey | WR | 6-3 | 217 | 6/14/99 | 2 | Louisiana State | New Orleans, La. | D6a-'21 |
| 15 | Westbrook-Ikhine, Nick | WR | 6-2 | 211 | 3/21/97 | 3 | Indiana | Lake Mary, Fla. | FA-'20 |
| 2 | Woods, Robert | WR | 6-0 | 195 | 4/10/92 | 10 | Southern California | Gardena, Calif. | T (LAR)-'22 |

TIGHT ENDS (4)

| | | | | | | | | | |
|----|----------------|----|-----|-----|----------|---|------------------|---------------------|---------|
| 81 | Hooper, Austin | TE | 6-4 | 254 | 10/29/94 | 7 | Stanford | San Mateo, Calif. | FA-'22 |
| 85 | Okonkwo, Chig | TE | 6-3 | 238 | 9/8/99 | R | Maryland | Powder Springs, Ga. | D4b-'22 |
| 86 | Rader, Kevin | TE | 6-4 | 250 | 4/26/95 | 2 | Youngstown State | Pittsburgh, Pa. | FA-'22 |
| 87 | Swaim, Geoff | TE | 6-4 | 260 | 9/16/93 | 8 | Texas | Chico, Calif. | FA-'20 |

CENTERS (2)

| | | | | | | | | | |
|----|----------------|-----|-----|-----|---------|---|-------------|---------------------|--------|
| 62 | Levin, Corey | C/G | 6-4 | 307 | 8/12/94 | 4 | Chattanooga | Dacula, Ga. | FA-'21 |
| 52 | Munyer, Daniel | C | 6-1 | 305 | 3/4/92 | 5 | Colorado | Harbor City, Calif. | FA-'19 |

GUARDS (3)

| | | | | | | | | | |
|----|----------------|-----|-----|-----|----------|---|-------------|---------------|--------|
| 55 | Brewer, Aaron | G/C | 6-1 | 295 | 10/28/97 | 3 | Texas State | Dallas, Texas | FA-'20 |
| 67 | Newman, Xavier | C/G | 6-2 | 297 | 8/4/99 | R | Baylor | Desoto, Texas | FA-'22 |
| 70 | Roos, Jordan | G | 6-3 | 302 | 7/6/93 | 3 | Purdue | Celina, Texas | FA-'21 |

TACKLES (3)

| | | | | | | | | | |
|----|-----------------------|----|-----|-----|---------|---|----------------|----------------|-------------|
| 61 | Clark, Le'Raven | T | 6-5 | 319 | 4/22/93 | 7 | Texas Tech | Bryan, Texas | FA-'22 |
| 71 | Daley, Dennis | OL | 6-6 | 326 | 8/7/96 | 4 | South Carolina | Columbia, S.C. | T (CAR)-'22 |
| 78 | Petit-Frere, Nicholas | OL | 6-5 | 316 | 9/15/99 | R | Ohio State | Tampa, Fla. | D3a-'22 |

LONG SNAPPER (1)

| | | | | | | | | | |
|----|-------------|----|-----|-----|---------|----|-----------|---------------------|---------------|
| 46 | Cox, Morgan | LS | 6-4 | 233 | 4/26/86 | 13 | Tennessee | Collierville, Tenn. | UFA (BAL)-'21 |
|----|-------------|----|-----|-----|---------|----|-----------|---------------------|---------------|

PLACEKICKERS (1)

| | | | | | | | | | |
|----|----------------|---|-----|-----|----------|----|-----------|--------------|--------|
| 14 | Bullock, Randy | K | 5-9 | 210 | 12/16/89 | 11 | Texas A&M | Klein, Texas | FA-'21 |
|----|----------------|---|-----|-----|----------|----|-----------|--------------|--------|

As of Dec. 26, 2022

TENNESSEE TITANS POSITIONAL ROSTER - DEFENSE

DEFENSIVE LINEMEN (7)

| | | | | | | | | | |
|----|--------------------|----|-----|-----|---------|---|-----------------------|--------------------|---------------|
| 96 | Autry, Denico | DL | 6-5 | 285 | 7/15/90 | 9 | Mississippi State | Albemarle, N.C. | UFA (IND)-'21 |
| 94 | Edwards Jr., Mario | DE | 6-3 | 280 | 1/25/94 | 8 | Florida State | Denton, Texas | FA-'22 |
| 90 | Jones, Naquan | DT | 6-3 | 313 | 2/5/98 | 2 | Michigan State | Evanston, Ill. | FA-'21 |
| 98 | Simmons, Jeffery | DL | 6-4 | 305 | 7/28/97 | 4 | Mississippi State | Macon, Miss. | D1-'19 |
| 97 | Strong, Kevin | DE | 6-4 | 295 | 8/5/96 | 4 | Texas-San Antonio | Cleveland, Texas | FA-'21 |
| 93 | Tart, Teair | DT | 6-2 | 304 | 2/28/97 | 3 | Florida International | Philadelphia, Pa. | FA-'20 |
| 95 | Walker, DeMarcus | DL | 6-4 | 280 | 9/30/94 | 6 | Florida State | Jacksonville, Fla. | FA-'22 |

LINEBACKERS (8)

| | | | | | | | | | |
|----|------------------|-----|-----|-----|----------|---|----------------|-----------------------|---------------|
| 57 | Basham, Tarell | OLB | 6-4 | 266 | 3/18/94 | 6 | Ohio | Rocky Mount, Va. | FA-'22 |
| 53 | Cole, Dylan | LB | 6-0 | 237 | 5/19/94 | 6 | Missouri State | Springfield, Mo. | FA-'21 |
| 41 | Cunningham, Zach | LB | 6-3 | 238 | 12/12/94 | 6 | Vanderbilt | Pinson, Ala. | W (HOU)-'21 |
| 48 | Dupree, Bud | OLB | 6-4 | 269 | 2/12/93 | 8 | Kentucky | Irwinton, Ga. | UFA (PIT)-'21 |
| 50 | Gibbens, Jack | LB | 6-3 | 242 | 11/24/98 | R | Minnesota | Bulverde, Texas | FA-'22 |
| 42 | Jones, Joe | LB | 6-0 | 240 | 2/21/94 | 6 | Northwestern | Plano, Ill. | FA-'21 |
| 56 | Rice, Monty | LB | 6-0 | 233 | 1/8/99 | 2 | Georgia | Huntsville, Ala. | D3a-'21 |
| 99 | Weaver, Rashad | OLB | 6-4 | 259 | 11/10/97 | 2 | Pittsburgh | Fort Lauderdale, Fla. | D4b-'21 |

CORNERBACKS (6)

| | | | | | | | | | |
|----|------------------|----|------|-----|---------|---|-----------------|-----------------------|--------|
| 30 | Avery, Tre | CB | 5-11 | 181 | 2/26/97 | R | Rutgers | Baltimore, Md. | FA-'22 |
| 26 | Fulton, Kristian | CB | 5-11 | 197 | 9/3/98 | 3 | Louisiana State | New Orleans, La. | D2-'20 |
| 38 | Harris, Davontae | CB | 5-11 | 205 | 1/21/95 | 5 | Illinois State | Wichita, Kan. | FA-'22 |
| 32 | Mabin, Greg | CB | 6-2 | 200 | 6/25/94 | 6 | Iowa | Fort Lauderdale, Fla. | FA-'22 |
| 21 | McCreary, Roger | CB | 5-11 | 190 | 2/10/00 | R | Auburn | Mobile, Ala. | D2-'22 |
| 23 | Reid, John | CB | 5-10 | 187 | 5/15/96 | 3 | Penn State | Mount Laurel, N.J. | FA-'22 |

SAFETIES (6)

| | | | | | | | | | |
|----|---------------------|----|------|-----|----------|---|------------------------|--------------------|------------|
| 47 | Adams, Andrew | DB | 5-11 | 202 | 8/28/93 | 7 | Connecticut | Fayetteville, Ga. | FA-'22 |
| 31 | Byard, Kevin | S | 5-11 | 212 | 8/17/93 | 7 | Middle Tennessee State | Lithonia, Ga. | D3-'16 |
| 37 | Hooker, Amani | S | 5-11 | 210 | 6/14/98 | 4 | Iowa | Minneapolis, Minn. | D4-'19 |
| 20 | Johnson Jr., Lonnie | DB | 6-2 | 213 | 11/4/95 | 4 | Kentucky | Gary, Ind. | W (KC)-'22 |
| 28 | Kalu, Joshua | DB | 6-0 | 203 | 8/28/95 | 4 | Nebraska | Houston, Texas | FA-'22 |
| 29 | Thompson, Josh | DB | 6-0 | 194 | 10/20/98 | R | Texas | Nacogdoches, Texas | FA-'22 |

PUNTERS (1)

| | | | | | | | | | |
|---|------------------|---|------|-----|---------|---|----------------|------------------|--------|
| 4 | Stonehouse, Ryan | P | 5-10 | 193 | 5/11/99 | R | Colorado State | La Verne, Calif. | FA-'22 |
|---|------------------|---|------|-----|---------|---|----------------|------------------|--------|

As of Dec. 26, 2022

TENNESSEE TITANS ALPHABETICAL ROSTER

| NO. | NAME | POS. | HT. | WT. | BIRTHDATE | EXP. | COLLEGE | HOMETOWN | ACQUIRED |
|--|------------------------------|------|------|-----|-----------|------|------------------------|-------------------------|---------------|
| 47 | Adams, Andrew | DB | 5-11 | 202 | 8/28/93 | 7 | Connecticut | Fayetteville, Ga. | FA-'22 |
| 96 | Autry, Denico | DL | 6-5 | 285 | 7/15/90 | 9 | Mississippi State | Albemarle, N.C. | UFA (IND)-'21 |
| 30 | Avery, Tre | CB | 5-11 | 181 | 2/26/97 | R | Rutgers | Baltimore, Md. | FA-'22 |
| 57 | Basham, Tarell | OLB | 6-4 | 266 | 3/18/94 | 6 | Ohio | Rocky Mount, Va. | FA-'22 |
| 55 | Brewer, Aaron | G/C | 6-1 | 295 | 10/28/97 | 3 | Texas State | Dallas, Texas | FA-'20 |
| 14 | Bullock, Randy | K | 5-9 | 210 | 12/16/89 | 11 | Texas A&M | Klein, Texas | FA-'21 |
| 16 | Burks, Treyton | WR | 6-2 | 225 | 3/23/00 | R | Arkansas | Warren, Ark. | D1-'22 |
| 31 | Byard, Kevin | S | 5-11 | 212 | 8/17/93 | 7 | Middle Tennessee State | Lithonia, Ga. | D3-'16 |
| 36 | Chestnut, Julius | RB | 5-11 | 228 | 10/26/00 | R | Sacred Heart | Bowie, Md. | FA-'22 |
| 61 | Clark, Le'Raven | T | 6-5 | 319 | 4/22/93 | 7 | Texas Tech | Bryan, Texas | FA-'22 |
| 53 | Cole, Dylan | LB | 6-0 | 237 | 5/19/94 | 6 | Missouri State | Springfield, Mo. | FA-'21 |
| 19 | Conley, Chris | WR | 6-3 | 205 | 10/25/92 | 8 | Georgia | Dallas, Georgia | FA-'22 |
| 46 | Cox, Morgan | LS | 6-4 | 233 | 4/26/86 | 13 | Tennessee | Collierville, Tenn. | UFA (BAL)-'21 |
| 41 | Cunningham, Zach | LB | 6-3 | 238 | 12/12/94 | 6 | Vanderbilt | Pinson, Ala. | W (HOU)-'21 |
| 71 | Daley, Dennis | OL | 6-6 | 326 | 8/7/96 | 4 | South Carolina | Columbia, S.C. | T (CAR)-'22 |
| 11 | Dobbs, Joshua | QB | 6-3 | 216 | 1/26/95 | 6 | Tennessee | Alpharetta, Ga. | FA-'22 |
| 48 | Dupree, Bud | OLB | 6-4 | 269 | 2/12/93 | 8 | Kentucky | Irwinton, Ga. | UFA (PIT)-'21 |
| 94 | Edwards Jr., Mario | DE | 6-3 | 280 | 1/25/94 | 8 | Florida State | Denton, Texas | FA-'22 |
| 26 | Fulton, Kristian | CB | 5-11 | 197 | 9/3/98 | 3 | Louisiana State | New Orleans, La. | D2-'20 |
| 50 | Gibbens, Jack | LB | 6-3 | 242 | 11/24/98 | R | Minnesota | Bulverde, Texas | FA-'22 |
| 38 | Harris, Davontae | CB | 5-11 | 205 | 1/21/95 | 5 | Illinois State | Wichita, Kan. | FA-'22 |
| 25 | Haskins, Hassan | RB | 6-2 | 228 | 11/26/99 | R | Michigan | St. Louis, Mo. | D4-'22 |
| 22 | Henry, Derrick | RB | 6-3 | 247 | 1/4/94 | 7 | Alabama | Yulee, Fla. | D2c-'16 |
| 37 | Hooker, Amani | S | 5-11 | 210 | 6/14/98 | 4 | Iowa | Minneapolis, Minn. | D4-'19 |
| 81 | Hooper, Austin | TE | 6-4 | 254 | 10/29/94 | 7 | Stanford | San Mateo, Calif. | FA-'22 |
| 20 | Johnson Jr., Lonnie | DB | 6-2 | 213 | 11/4/95 | 4 | Kentucky | Gary, Ind. | W (KC)-'22 |
| 42 | Jones, Joe | LB | 6-0 | 240 | 2/21/94 | 6 | Northwestern | Plano, Ill. | FA-'21 |
| 90 | Jones, Naquan | DT | 6-3 | 313 | 2/5/98 | 2 | Michigan State | Evanston, Ill. | FA-'21 |
| 28 | Kalu, Joshua | DB | 6-0 | 203 | 8/28/95 | 4 | Nebraska | Houston, Texas | FA-'22 |
| 62 | Levin, Corey | C/G | 6-4 | 307 | 8/12/94 | 4 | Chattanooga | Dacula, Ga. | FA-'21 |
| 32 | Mabin, Greg | CB | 6-2 | 200 | 6/25/94 | 6 | Iowa | Fort Lauderdale, Fla. | FA-'22 |
| 21 | McCreary, Roger | CB | 5-11 | 190 | 2/10/00 | R | Auburn | Mobile, Ala. | D2-'22 |
| 13 | McMath, Racey | WR | 6-3 | 217 | 6/14/99 | 2 | Louisiana State | New Orleans, La. | D6a-'21 |
| 52 | Munyer, Daniel | C | 6-1 | 305 | 3/4/92 | 5 | Colorado | Harbor City, Calif. | FA-'19 |
| 67 | Newman, Xavier | C/G | 6-2 | 297 | 8/4/99 | R | Baylor | Desoto, Texas | FA-'22 |
| 85 | Okonkwo, Chig | TE | 6-3 | 238 | 9/8/99 | R | Maryland | Powder Springs, Ga. | D4b-'22 |
| 78 | Petit-Frere, Nicholas | OL | 6-5 | 316 | 9/15/99 | R | Ohio State | Tampa, Fla. | D3a-'22 |
| 86 | Rader, Kevin | TE | 6-4 | 250 | 4/26/95 | 2 | Youngstown State | Pittsburgh, Pa. | FA-'22 |
| 23 | Reid, John | CB | 5-10 | 187 | 5/15/96 | 3 | Penn State | Mount Laurel, N.J. | FA-'22 |
| 56 | Rice, Monty | LB | 6-0 | 233 | 1/8/99 | 2 | Georgia | Huntsville, Ala. | D3a-'21 |
| 70 | Roos, Jordan | G | 6-3 | 302 | 7/6/93 | 3 | Purdue | Celina, Texas | FA-'21 |
| 98 | Simmons, Jeffery | DT | 6-4 | 305 | 7/28/97 | 4 | Mississippi State | Macon, Miss. | D1-'19 |
| 4 | Stonehouse, Ryan | P | 5-10 | 193 | 5/11/99 | R | Colorado State | La Verne, Calif. | FA-'22 |
| 97 | Strong, Kevin | DE | 6-4 | 295 | 8/5/96 | 4 | Texas-San Antonio | Cleveland, Texas | FA-'21 |
| 87 | Swaim, Geoff | TE | 6-4 | 260 | 9/16/93 | 8 | Texas | Chico, Calif. | FA-'20 |
| 17 | Tannehill, Ryan | QB | 6-4 | 217 | 7/27/88 | 11 | Texas A&M | Big Spring, Texas | T (MIA)-'19 |
| 93 | Tart, Teair | DT | 6-2 | 304 | 2/28/97 | 3 | Florida International | Philadelphia, Pa. | FA-'20 |
| 29 | Thompson, Josh | DB | 6-0 | 194 | 10/20/98 | R | Texas | Nacogdoches, Texas | FA-'22 |
| 95 | Walker, DeMarcus | DL | 6-4 | 280 | 9/30/94 | 6 | Florida State | Jacksonville, Fla. | FA-'22 |
| 99 | Weaver, Rashad | OLB | 6-4 | 259 | 11/10/97 | 2 | Pittsburgh | Fort Lauderdale, Fla. | D4b-'21 |
| 15 | Westbrook-Ikhine, Nick | WR | 6-2 | 211 | 3/21/97 | 3 | Indiana | Lake Mary, Fla. | FA-'20 |
| 7 | Willis, Malik | QB | 6-1 | 219 | 5/25/99 | R | Liberty | Atlanta, Ga. | D3b-'22 |
| 2 | Woods, Robert | WR | 6-0 | 195 | 4/10/92 | 10 | Southern California | Gardena, Calif. | T (LAR)-'22 |
| PRACTICE SQUAD (13): | | | | | | | | | |
| 45 | Brown, Kyron | CB | 6-1 | 195 | 5/26/96 | 2 | Akron | Boynton Beach, Fla. | FA-'22 |
| 10 | Fitzpatrick, Dez | WR | 6-2 | 208 | 12/17/97 | 2 | Louisville | Farmington Hills, Mich. | D4a-'21 |
| 5 | Hogan, Kevin | QB | 6-3 | 218 | 10/20/92 | 4 | Stanford | McLean, Va. | FA-'21 |
| 66 | Johnson, Zack | OL | 6-6 | 301 | 11/14/93 | 1 | North Dakota State | Apple Valley, Minn. | FA-'22 |
| 12 | Kinsey, Mason | WR | 5-10 | 202 | 8/29/98 | 1 | Berry College | Demorest, Ga. | FA-'21 |
| 52 | McCloud, Zach | LB | 6-2 | 235 | 4/22/98 | R | Miami (Fla.) | Lantana, Fla. | FA-'22 |
| 59 | Okuyinonu, Sam | DE | 6-1 | 269 | 5/1/98 | R | Maryland | Lowell, Mass. | FA-'22 |
| 72 | Peevy, Jayden | DE | 6-5 | 308 | 9/3/99 | R | Texas A&M | Bellaire, Texas | FA-'22 |
| 88 | Roberson Jr., Reggie | WR | 5-11 | 193 | 10/14/98 | R | Southern Methodist | Desoto, Texas | FA-'22 |
| 76 | Rupcich, Andrew | T | 6-6 | 318 | 4/1/99 | R | Culver-Stockton | Wonder Lake, Ill. | FA-'22 |
| 6 | Shudak, Caleb | K | 5-7 | 177 | 11/19/97 | R | Iowa | Council Bluffs, Iowa | FA-'22 |
| 54 | Smith, Andre | LB | 6-0 | 240 | 4/20/97 | 5 | North Carolina | Jacksonville, Fla. | FA-'22 |
| 33 | Ward, Jonathan | RB | 6-0 | 202 | 9/30/97 | 3 | Central Michigan | Kankakee, Ill. | FA-'22 |
| NFL INTERNATIONAL ALLOCATION (1): | | | | | | | | | |
| 49 | Odukoya, Thomas | TE | 6-6 | 253 | 5/5/97 | R | Eastern Michigan | Almere, Netherlands | FA-'22 |
| RESERVE/INJURED (19): | | | | | | | | | |
| 80 | Board, C.J. * (12/17) | WR | 6-1 | 181 | 12/12/93 | 4 | Chattanooga | Clarksville, Tenn. | FA-'22 |
| 45 | Campbell, Chance * (9/9) | LB | 6-2 | 232 | 10/8/99 | R | Mississippi | Ellicott City, Md. | D6b-'22 |
| | Cannon, Trenton * (9/21) | RB | 5-11 | 185 | 7/23/94 | 5 | Virginia State | Hampton, Va. | UFA (SF)-'21 |
| 64 | Davis, Nate (12/23) | G | 6-3 | 316 | 9/23/96 | 4 | Charlotte | Ashburn, Va. | D3-'19 |
| 3 | Farley, Caleb * (11/15) | CB | 6-2 | 197 | 11/2/98 | 2 | Virginia Tech | Maiden, N.C. | D1-'21 |
| | Hand, Da'Shawn * (9/13) | DE | 6-3 | 297 | 11/14/95 | 5 | Alabama | Woodbridge, Va. | FA-'21 |
| 40 | Hilliard, Dontrell * (12/17) | RB | 5-11 | 202 | 2/26/95 | 5 | Tulane | Baton Rouge, La. | FA-'21 |
| 8 | Hollister, Cody * (12/5) | WR | 6-4 | 220 | 11/18/93 | 3 | Arkansas | Bend, Ore. | FA-'19 |
| 35 | Jackson, Chris * (9/21) | DB | 5-10 | 193 | 4/13/98 | 3 | Marshall | Tallahassee, Fla. | D7b-'20 |
| 60 | Jones, Ben (12/22) | C | 6-3 | 308 | 7/2/89 | 11 | Georgia | Brent, Ala. | UFA (HOU)-'16 |
| 73 | Jones, Jamarco * (9/22) | OL | 6-4 | 293 | 6/4/96 | 5 | Ohio State | Chicago, Ill. | UFA (SEA)-'21 |
| 58 | Landry III, Harold * (9/2) | OLB | 6-2 | 252 | 6/5/96 | 5 | Boston College | Spring Lake, N.C. | D2-'18 |
| 77 | Lewan, Taylor * (9/24) | T | 6-7 | 309 | 7/22/91 | 9 | Michigan | Cave Creek, Ariz. | D1-'14 |
| 51 | Long Jr., David * (12/10) | LB | 5-11 | 227 | 10/12/96 | 4 | West Virginia | Cincinnati, Ohio | D6-'19 |
| 39 | Mitchell, Terrance (12/22) | CB | 5-11 | 191 | 5/17/92 | 9 | Oregon | Sacramento, Calif. | FA-'22 |
| 24 | Molden, Elijah * (12/7) | CB | 5-10 | 192 | 1/30/99 | 2 | Washington | West Linn, Ore. | D3b-'21 |
| | Moore Jr., A.J. * (9/13) | S | 5-11 | 200 | 12/15/95 | 5 | Mississippi | Bassfield, Miss. | UFA (HOU)-'22 |
| 18 | Philips, Kyle * (10/25) | WR | 5-11 | 189 | 6/17/99 | R | UCLA | San Marcos, Calif. | D5-'22 |
| 75 | Radunz, Dillon (12/21) | OL | 6-6 | 301 | 3/28/98 | 2 | North Dakota State | Becker, Minn. | D2-'21 |

Active Roster Count: 53

As of Dec. 26, 2022

* - Eligible to Return From Reserve/Injured; () - date placed on IR

HEAD COACH: MIKE VRABEL

ASSISTANT COACHES: SHANE BOWEN (defensive coordinator), TODD DOWNING (offensive coordinator), CRAIG AUKERMAN (special teams), BRIAN BELL (sports performance coordinator), CHASE BLACKBURN (assistant special teams), SCOTT BOOKER (safeties), KYLAN BUTLER (offensive assistant), KEITH CARTER (offensive line), RYAN CROW (outside linebackers), TONY DEWS (running backs), ERIC FRAZIER (offensive skill assistant), JASON HOUGHTALING (offensive line assistant), TIM KELLY (passing game coordinator), BOBBY KING (inside linebackers), ZAK KUHR (inside linebackers assistant), CLINTON McMILLAN (defensive line assistant), ANTHONY MIDGET (secondary), ROB MOORE (wide receivers), PAT O'HARA (quarterbacks), FRANK PIRAINO (director of sports performance), TYLER ROUSE (sports performance assistant), JIM SCHWARTZ (senior defensive assistant), LUKE STECKEL (tight ends), JOHN STREICHER (coordinator of football development), MIKE SULLIVAN (assistant offensive line), TERRELL WILLIAMS (defensive line)

GAME PREVIEW

TEAM NOTES

PLAYER NOTES

MEDIA

STATISTICS

ROSTERS

TENNESSEE TITANS NUMERICAL ROSTER

| NO. | NAME | POS. | HT. | WT. | AGE | EXP. | COLLEGE | HOMETOWN | ACQUIRED |
|--|-----------------------------|------|------|-----|-----|------|------------------------|-------------------------|---------------|
| 2 | Robert Woods | WR | 6-0 | 195 | 30 | 10 | Southern California | Gardena, Calif. | T (LAR)-'22 |
| 4 | Ryan Stonehouse | P | 5-10 | 193 | 23 | R | Colorado State | La Verne, Calif. | FA-'22 |
| 7 | Malik Willis | QB | 6-1 | 219 | 23 | R | Liberty | Atlanta, Ga. | D3b-'22 |
| 11 | Joshua Dobbs | QB | 6-3 | 216 | 27 | 6 | Tennessee | Alpharetta, Ga. | FA-'22 |
| 13 | Racey McMath | WR | 6-3 | 217 | 23 | 2 | Louisiana State | New Orleans, La. | D6a-'21 |
| 14 | Randy Bullock | K | 5-9 | 210 | 33 | 11 | Texas A&M | Klein, Texas | FA-'21 |
| 15 | Nick Westbrook-Ikhine | WR | 6-2 | 211 | 25 | 3 | Indiana | Lake Mary, Fla. | FA-'20 |
| 16 | Treyton Burks | WR | 6-2 | 225 | 22 | R | Arkansas | Warren, Ark. | D1-'22 |
| 17 | Ryan Tannehill | QB | 6-4 | 217 | 34 | 11 | Texas A&M | Big Spring, Texas | T (MIA)-'19 |
| 19 | Chris Conley | WR | 6-3 | 205 | 30 | 8 | Georgia | Dallas, Georgia | FA-'22 |
| 20 | Lonnie Johnson Jr. | DB | 6-2 | 213 | 27 | 4 | Kentucky | Gary, Ind. | W (KC)-'22 |
| 21 | Roger McCreary | CB | 5-11 | 190 | 22 | R | Auburn | Mobile, Ala. | D2-'22 |
| 22 | Derrick Henry | RB | 6-3 | 247 | 28 | 7 | Alabama | Yulee, Fla. | D2c-'16 |
| 23 | John Reid | CB | 5-10 | 187 | 26 | 3 | Penn State | Mount Laurel, N.J. | FA-'22 |
| 25 | Hassan Haskins | RB | 6-2 | 228 | 23 | R | Michigan | St. Louis, Mo. | D4a-'22 |
| 26 | Kristian Fulton | CB | 5-11 | 197 | 24 | 3 | Louisiana State | New Orleans, La. | D2-'20 |
| 28 | Joshua Kalu | DB | 6-0 | 203 | 27 | 4 | Nebraska | Houston, Texas | FA-'22 |
| 29 | Josh Thompson | DB | 6-0 | 194 | 24 | R | Texas | Nacogdoches, Texas | FA-'22 |
| 30 | Tre Avery | CB | 5-11 | 181 | 25 | R | Rutgers | Baltimore, Md. | FA-'22 |
| 31 | Kevin Byard | S | 5-11 | 212 | 29 | 7 | Middle Tennessee State | Lithonia, Ga. | D3-'16 |
| 32 | Greg Mabin | CB | 6-2 | 200 | 28 | 6 | Iowa | Fort Lauderdale, Fla. | FA-'22 |
| 36 | Julius Chestnut | RB | 5-11 | 228 | 22 | R | Sacred Heart | Bowie, Md. | FA-'22 |
| 37 | Amani Hooker | S | 5-11 | 210 | 24 | 4 | Iowa | Minneapolis, Minn. | D4-'19 |
| 38 | Davontae Harris | CB | 5-11 | 205 | 27 | 5 | Illinois State | Wichita, Kan. | FA-'22 |
| 41 | Zach Cunningham | LB | 6-3 | 238 | 28 | 6 | Vanderbilt | Pinson, Ala. | W (HOU)-'21 |
| 42 | Joe Jones | LB | 6-0 | 240 | 28 | 6 | Northwestern | Plano, Ill. | FA-'21 |
| 46 | Morgan Cox | LS | 6-4 | 233 | 36 | 13 | Tennessee | Collierville, Tenn. | UFA (BAL)-'21 |
| 47 | Andrew Adams | DB | 5-11 | 202 | 29 | 7 | Connecticut | Fayetteville, Ga. | FA-'22 |
| 48 | Bud Dupree | OLB | 6-4 | 269 | 29 | 8 | Kentucky | Irwinton, Ga. | UFA (PIT)-'21 |
| 50 | Jack Gibbens | LB | 6-3 | 242 | 24 | R | Minnesota | Bulverde, Texas | FA-'22 |
| 53 | Dylan Cole | LB | 6-0 | 237 | 28 | 6 | Missouri State | Springfield, Mo. | FA-'21 |
| 55 | Aaron Brewer | G/C | 6-1 | 295 | 25 | 3 | Texas State | Dallas, Texas | FA-'20 |
| 56 | Monty Rice | LB | 6-0 | 233 | 23 | 2 | Georgia | Huntsville, Ala. | D3a-'21 |
| 57 | Tarell Basham | OLB | 6-4 | 266 | 28 | 6 | Ohio | Rocky Mount, Va. | FA-'22 |
| 61 | Le'Raven Clark | T | 6-5 | 319 | 29 | 7 | Texas Tech | Bryan, Texas | FA-'22 |
| 62 | Corey Levin | C/G | 6-4 | 307 | 28 | 4 | Chattanooga | Dacula, Ga. | FA-'21 |
| 67 | Xavier Newman | C/G | 6-2 | 297 | 23 | R | Baylor | Desoto, Texas | FA-'22 |
| 69 | Daniel Munyer | C | 6-1 | 305 | 30 | 5 | Colorado | Harbor City, Calif. | FA-'19 |
| 70 | Jordan Roos | G | 6-3 | 302 | 29 | 3 | Purdue | Celina, Texas | FA-'21 |
| 71 | Dennis Daley | OL | 6-6 | 326 | 26 | 4 | South Carolina | Columbia, S.C. | T (CAR)-'22 |
| 78 | Nicholas Petit-Frere | OL | 6-5 | 316 | 23 | R | Ohio State | Tampa, Fla. | D3a-'22 |
| 81 | Austin Hooper | TE | 6-4 | 254 | 28 | 7 | Stanford | San Mateo, Calif. | FA-'22 |
| 85 | Chig Okonkwo | TE | 6-3 | 238 | 23 | R | Maryland | Powder Springs, Ga. | D4b-'22 |
| 86 | Kevin Rader | TE | 6-4 | 250 | 27 | 2 | Youngstown State | Pittsburgh, Pa. | FA-'22 |
| 87 | Geoff Swaim | TE | 6-4 | 260 | 29 | 8 | Texas | Chico, Calif. | FA-'20 |
| 90 | Naquan Jones | DT | 6-3 | 313 | 24 | 2 | Michigan State | Evanston, Ill. | FA-'21 |
| 93 | Teair Tart | DT | 6-2 | 304 | 25 | 3 | Florida International | Philadelphia, Pa. | FA-'20 |
| 94 | Mario Edwards Jr. | DE | 6-3 | 280 | 28 | 8 | Florida State | Denton, Texas | FA-'22 |
| 95 | DeMarcus Walker | DL | 6-4 | 280 | 28 | 6 | Florida State | Jacksonville, Fla. | FA-'22 |
| 96 | Denico Autry | DL | 6-5 | 285 | 32 | 9 | Mississippi State | Albemarle, N.C. | UFA (IND)-'21 |
| 97 | Kevin Strong | DE | 6-4 | 295 | 26 | 4 | Texas-San Antonio | Cleveland, Texas | FA-'21 |
| 98 | Jeffery Simmons | DT | 6-4 | 305 | 25 | 4 | Mississippi State | Macon, Miss. | D1-'19 |
| 99 | Rashad Weaver | OLB | 6-4 | 259 | 25 | 2 | Pittsburgh | Fort Lauderdale, Fla. | D4b-'21 |
| PRACTICE SQUAD (13): | | | | | | | | | |
| 5 | Kevin Hogan | QB | 6-3 | 218 | 30 | 4 | Stanford | McLean, Va. | FA-'22 |
| 6 | Caleb Shudak | K | 5-7 | 177 | 25 | R | Iowa | Council Bluffs, Iowa | FA-'22 |
| 10 | Dez Fitzpatrick | WR | 6-2 | 208 | 25 | 2 | Louisville | Farmington Hills, Mich. | D4a-'21 |
| 12 | Mason Kinsey | WR | 5-10 | 202 | 24 | 1 | Berry College | Demorest, Ga. | FA-'21 |
| 33 | Jonathan Ward | RB | 6-0 | 202 | 25 | 3 | Central Michigan | Kankakee, Ill. | FA-'22 |
| 45 | Kyron Brown | CB | 6-1 | 195 | 26 | 2 | Akron | Boynton Beach, Fla. | FA-'22 |
| 52 | Zach McCloud | LB | 6-2 | 235 | 24 | R | Miami (Fla.) | Lantana, Fla. | FA-'22 |
| 54 | Andre Smith | LB | 6-0 | 240 | 25 | 5 | North Carolina | Jacksonville, Fla. | FA-'22 |
| 59 | Sam Okuayinonu | DE | 6-1 | 269 | 24 | R | Maryland | Lowell, Mass. | FA-'22 |
| 66 | Zack Johnson | OL | 6-6 | 301 | 29 | 1 | North Dakota State | Apple Valley, Minn. | FA-'22 |
| 72 | Jayden Peevy | DE | 6-5 | 308 | 23 | R | Texas A&M | Bellaire, Texas | FA-'22 |
| 76 | Andrew Ruppich | T | 6-6 | 318 | 23 | R | Culver-Stockton | Wonder Lake, Ill. | FA-'22 |
| 88 | Reggie Roberson Jr. | WR | 5-11 | 193 | 24 | R | Southern Methodist | Desoto, Texas | FA-'22 |
| NFL INTERNATIONAL ALLOCATION (1): | | | | | | | | | |
| 49 | Thomas Odukoya | TE | 6-6 | 253 | 25 | R | Eastern Michigan | Almere, Netherlands | FA-'22 |
| RESERVE/INJURED (19): | | | | | | | | | |
| 3 | Caleb Farley * (11/15) | CB | 6-2 | 197 | 24 | 2 | Virginia Tech | Maiden, N.C. | D1-'21 |
| 8 | Cody Hollister * (12/5) | WR | 6-4 | 220 | 29 | 3 | Arkansas | Bend, Ore. | FA-'19 |
| 18 | Kyle Philips * (10/25) | WR | 5-11 | 189 | 23 | R | UCLA | San Marcos, Calif. | D5-'22 |
| 24 | Elijah Molden * (12/7) | CB | 5-10 | 192 | 23 | 2 | Washington | West Linn, Ore. | D3b-'21 |
| 35 | Chris Jackson * (9/21) | DB | 5-10 | 193 | 24 | 3 | Marshall | Tallahassee, Fla. | D7b-'20 |
| 39 | Terrance Mitchell (12/22) | CB | 5-11 | 191 | 30 | 9 | Oregon | Sacramento, Calif. | FA-'22 |
| 40 | Dontrell Hilliard * (12/17) | RB | 5-11 | 202 | 27 | 5 | Tulane | Baton Rouge, La. | FA-'21 |
| 45 | Chance Campbell * (9/9) | LB | 6-2 | 232 | 23 | R | Mississippi | Ellicott City, Md. | D6b-'22 |
| 51 | David Long Jr. * (12/10) | LB | 5-11 | 227 | 26 | 4 | West Virginia | Cincinnati, Ohio | D6-'19 |
| 58 | Harold Landry III * (9/2) | OLB | 6-2 | 252 | 26 | 5 | Boston College | Spring Lake, N.C. | D2-'18 |
| 60 | Ben Jones (12/22) | C | 6-3 | 308 | 33 | 11 | Georgia | Brent, Ala. | UFA (HOU)-'16 |
| 64 | Nate Davis (12/23) | G | 6-3 | 316 | 26 | 4 | Charlotte | Ashburn, Va. | D3-'19 |
| 73 | Jamarco Jones * (9/22) | OL | 6-4 | 293 | 26 | 5 | Ohio State | Chicago, Ill. | UFA (SEA)-'21 |
| 75 | Dillon Radunz (12/1) | OL | 6-6 | 301 | 24 | 2 | North Dakota State | Becker, Minn. | D2-'21 |
| 77 | Taylor Lewan * (9/24) | T | 6-7 | 309 | 31 | 9 | Michigan | Cave Creek, Ariz. | D1-'14 |
| 80 | C.J. Board * (12/17) | WR | 6-1 | 181 | 29 | 4 | Chattanooga | Clarksville, Tenn. | FA-'22 |
| | Trenton Cannon * (9/21) | RB | 5-11 | 185 | 28 | 5 | Virginia State | Hampton, Va. | UFA (SF)-'21 |
| | Da'Shawn Hand * (9/13) | DE | 6-3 | 297 | 27 | 5 | Alabama | Woodbridge, Va. | FA-'21 |
| | A.J. Moore Jr. * (9/13) | S | 5-11 | 200 | 27 | 5 | Mississippi | Bassfield, Miss. | UFA (HOU)-'22 |

Active Roster Count: 53 As of Dec. 26, 2022 * - Eligible to Return From Reserve/Injured; () - date placed on IR

HEAD COACH: MIKE VRABEL

ASSISTANT COACHES: SHANE BOWEN (defensive coordinator), TODD DOWNING (offensive coordinator), CRAIG AUKERMAN (special teams), BRIAN BELL (sports performance coordinator), CHASE BLACKBURN (assistant special teams), SCOTT BOOKER (safeties), KYLAN BUTLER (offensive assistant), KEITH CARTER (offensive line), RYAN CROW (outside linebackers), TONY DEWS (running backs), ERIK FRAZIER (offensive skill assistant), JASON HOUGHTALING (offensive line assistant), TIM KELLY (passing game coordinator), BOBBY KING (inside linebackers), ZAK KUHR (inside linebackers assistant), CLINTON McMILLAN (defensive line assistant), ANTHONY MIDGET (secondary), ROB MOORE (wide receivers), PAT O'HARA (quarterbacks), FRANK PIRAINO (director of sports performance), TYLER ROUSE (sports performance assistant), JIM SCHWARTZ (senior defensive assistant), LUKE STECKEL (tight ends), JOHN STREICHER (coordinator of football development), MIKE SULLIVAN (assistant offensive line), TERRELL WILLIAMS (defensive line)

HOW ACQUIRED KEY: FA (free agent), UFA (unrestricted free agent), RFA (restricted free agent), D (draft pick), W (waivers), T (trade)

GAME PREVIEW

TEAM NOTES

PLAYER NOTES

MEDIA

STATISTICS

ROSTERS