



SAINT THOMAS SPORTS PARK | 460 Great Circle Road | Nashville, TN 37228 | 615-565-4100 | TitansOnline.com | @Titans

ROBBIE BOHREN Senior Director of Communications | DWIGHT SPRADLIN Assistant Director of Media Relations
JARED PUFFER Media Relations Manager | KIM SMITH Media Relations Assistant

FOR IMMEDIATE RELEASE

FEBRUARY 8, 2019

TITANS HEAD INTO 2019 OFFSEASON LOOKING TO IMPROVE UPON 9-7 FINISH IN 2018

Mike Vrabel enters second year as head coach; team holds 19th pick in NFL Draft in Nashville

NASHVILLE — The Tennessee Titans completed their third consecutive winning season in 2018, finishing 9-7 under rookie head coach **Mike Vrabel**. With the offseason now underway and roster decisions approaching, the team enters the 2019 offseason optimistic it can take the next steps to make a return to the postseason.

Since executive vice president/general manager **Jon Robinson** arrived in 2016, the Titans have finished 9-7 every season and advanced to the divisional playoff round following the 2017 campaign. The Titans are one of only six NFL teams to finish each of the last three years above .500, joining the New England Patriots, Seattle Seahawks, Kansas City Chiefs, Pittsburgh Steelers and Dallas Cowboys.

Additionally, the Titans have found ways to rediscover a homefield advantage at Nissan Stadium. In their last 20 regular season home games, the Titans have 16 total wins. Their home winning percentage of .800 during that time period ranks second in the NFL, trailing only the 17-3 Patriots (.850).

On the heels of celebrating its 20th season as the Titans and unveiling new uniforms under the direction of controlling owner **Amy Adams Strunk**, the franchise now enters its third decade in its current incarnation on an upward trajectory. And the marquee event of the NFL offseason will put the Titans and the city of Nashville in the national spotlight.

VRABEL MOLDING TITANS

Vrabel's first team came within one game of reaching the playoffs, despite several untimely injuries and obstacles. A total of 12 players finished the season on injured reserve, the franchise's third-highest total since 1990. Still the "big, fast, strong, smart football team that's disciplined," as Vrabel envisioned when he took the job in January 2018, adapted and endured.

Vrabel guided the team to a winning record while navigating one of the NFL's toughest schedules. They played a league-high nine games during the regular season against seven eventual playoff teams, and their four wins against playoff clubs tied for the most in the league. Only New England, the Los Angeles Rams and Carolina had as many.

Eight of the team's 16 games were played at non-Sunday-noon kickoff days and times, in addition to the season opener in Miami that lasted more than seven hours due to two separate weather stoppages.

In late-game situations, the Titans regularly executed their plan. They ranked third in the NFL behind New Orleans (79) and Indianapolis (42) with a plus-39 scoring differential in the fourth quarter. Their six touchdowns allowed in the fourth quarter tied for the league low (Baltimore and Cincinnati), while their four turnovers in the fourth quarter tied for the fifth-lowest total in the league.

The Titans committed 82 penalties in 2018. Not only was that number the best in franchise history over a 16-game season, it was the lowest total by an NFL team since 2014.

It was only after their season finale—and the NFL's final Week 17, Sunday night matchup—that the Titans were eliminated from playoff contention. The AFC South rival Indianapolis Colts, playing a Titans team without injured starting quarterback **Marcus Mariota**, won "Game 256" in a memorable Nissan Stadium atmosphere to join the division-winning Houston Texans in the wild card round.

2018 TITANS SCHEDULE & RESULTS

PRESEASON				
Day	Date	Opponent	Result	Score
Thursday	Aug. 9	at Green Bay	L	17-31
Saturday	Aug. 18	TAMPA BAY	L	14-30
Saturday	Aug. 25	at Pittsburgh	L	6-16
Thursday	Aug. 30	MINNESOTA	L	3-13
REGULAR SEASON				
Day	Date	Opponent	Result	Score
Sunday	Sept. 9	at Miami	L	20-27
Sunday	Sept. 16	HOUSTON	W	20-17
Sunday	Sept. 23	at Jacksonville	W	9-6
Sunday	Sept. 30	PHILADELPHIA	W (OT)	26-23
Sunday	Oct. 7	at Buffalo	L	12-13
Sunday	Oct. 14	BALTIMORE	L	0-21
Sunday	Oct. 21	at L.A. Chargers (London)	L	19-20
Sunday	Oct. 28	Bye		
Monday	Nov. 5	at Dallas	W	28-14
Sunday	Nov. 11	NEW ENGLAND	W	34-10
Sunday	Nov. 18	at Indianapolis	L	10-38
Monday	Nov. 26	at Houston	L	17-34
Sunday	Dec. 2	N.Y. JETS	W	26-22
Thursday	Dec. 6	JACKSONVILLE	W	30-9
Sunday	Dec. 16	at N.Y. Giants	W	17-0
Saturday	Dec. 22	WASHINGTON	W	25-16
Sunday	Dec. 30	INDIANAPOLIS	L	17-33

FINAL 2018 AFC SOUTH STANDINGS

TEAM	W	L	T	PCT
zx-Houston Texans	11	5	0	0.688
x-Indianapolis Colts	10	6	0	0.625
Tennessee Titans	9	7	0	0.563
Jacksonville Jaguars	5	11	0	0.313

z-clinched division

x-clinched playoffs



YOUNG OFFENSIVE TALENT ON DISPLAY

Mariota, who finished his fourth NFL season, missed three total starts in 2018 due to injuries. Nevertheless, he posted his third consecutive winning record as a starter (7-6) and set the franchise single-season record with a 68.9 completion percentage.

Mariota's 27 wins as a starting quarterback in his first four years with the club rank second in franchise annals behind only **George Blanda's** 34 victories. Mariota is the fifth player in NFL history to record 12,000 passing yards (12,004) and 1,200 rushing yards (1,270) in his first four NFL seasons, joining **Russell Wilson**, **Cam Newton**, **Jeff Garcia** and **Blake Bortles**.

In addition to losing their starting quarterback for a portion of 2018, the offense played the vast majority of the year without the aid of their top pass catchers from the previous two seasons. Pro Bowl tight end **Delanie Walker** went down with a season-ending injury in the opener, while veteran wide receiver **Rishard Matthews** departed the team after three games.

Yet new stars emerged, including second-year wide receiver **Corey Davis**, the fifth-overall draft choice in 2017. Davis totaled 65 catches for 891 yards and four touchdowns, including a pair of memorable game-winners in the final minute of overtime against Philadelphia (Sept. 30) and the final minute of the fourth quarter versus the New York Jets (Dec. 2).

Third-year running back **Derrick Henry** led the offense with 1,059 rushing yards, which ranked second in the AFC and seventh in the NFL. The 2016 second-round pick notched his first career 1,000-yard season, while his 12 rushing touchdowns put him in a tie for the AFC lead and in a tie for third place in the NFL.

During a memorable Thursday night against the Jacksonville Jaguars on Dec. 6, Henry set the franchise single-game mark with 238 rushing yards and joined **Tony Dorsett** as the only players in league history with a 99-yard run from scrimmage.

Henry ran behind an offensive line that included left tackle **Taylor Lewan**, who was elected to his third consecutive Pro Bowl. The line also featured left guard **Quinton Spain**, center **Ben Jones**, right guard **Josh Kline** and right tackle **Jack Conklin**, although that specific lineup was limited to eight total starts because of various injuries.

With Walker on injured reserve, former third-round pick **Jonnu Smith** helped the tight ends post more receptions (49) from Week 9-17 than all but three other teams' tight end units (Philadelphia, Kansas City, San Francisco).

SMITH TO COORDINATE OFFENSE IN 2019

The success of the tight ends was due in part to position coach **Arthur Smith**, who was promoted by Vrabel to offensive coordinator after the season. Former coordinator **Matt LaFleur** was hired as head coach of the Green Bay Packers. Smith, 36, has spent eight seasons with the Titans under four different head coaches, working his way up from defensive assistant/quality control coach in 2011.

Smith took over the coaching duties with the tight ends in Week 9 of the 2015 season, and since that time the unit accounted for 29.7 percent of the team's total receptions (326 of 1,096), a number that ranked second behind only the Philadelphia Eagles tight ends (34.0 percent). In the same time period, the Titans ranked fifth in the NFL in total rushing yards (6,827), with Smith and the tight ends involved heavily in the run scheme and execution.

Smith, a Memphis native, began his coaching career in 2006 as a graduate assistant at the University of North Carolina, where he played as an offensive lineman. He joined **Joe Gibbs'** staff at the Washington Redskins in 2007, and in 2010, he spent a season at Ole Miss.

PEES' DEFENSIVE UNIT A STRENGTH

With Vrabel and defensive coordinator **Dean Pees** back for 2019, that side of the ball will keep a large measure of consistency from a season in which the unit ranked eighth in overall defense (333.4 yards per game). Pees' corps also placed sixth in passing defense (216.9), third in scoring defense (18.9 points per game), second in touchdowns allowed (32), second in red zone defense (44.7 touchdown percentage) and 10th in third-down percentage (36.6).

Defensive tackle **Jurrell Casey** was named to his fourth consecutive Pro Bowl, leading the team with seven sacks, 50 quarterback pressures and seven tackles for loss. The franchise's eighth all-time leading sack artist recorded his sixth consecutive season with at least five sacks.

The team's linebackers featured a mixture of youth and experience. At outside linebacker, veteran starters **Brian Orakpo** and **Derrick Morgan**

helped lead newcomers **Harold Landry III** (second-round draft pick), **Kamalei Correa** (acquired in a trade) and **Sharif Finch** (rookie free agent).

Meanwhile, three inside linebackers contributed extensively to the defense's success, spearheaded by 11th-year veteran **Wesley Woodyard**. Woodyard paced the club in tackles (124) for the second straight year. **Jayon Brown**, a fifth-round pick in 2017, grew into one of the defense's biggest playmakers, tallying 107 stops, six sacks and one interception for a touchdown. First-round pick **Rashaan Evans** was kept out of action during the preseason with an injury, but he battled back to play in 15 games with seven starts.

In the defensive backfield, third-year safety **Kevin Byard** recorded a team-high four interceptions. Since the beginning of the 2017 campaign, his 12 total interceptions are the most in the NFL. With Byard alongside safety **Kenny Vaccaro** and cornerbacks **Logan Ryan**, **Adoree' Jackson** and **Malcolm Butler**, the Titans fielded one of the NFL's most capable secondaries. Among strictly defensive backs, the Titans ranked in the top half of the league with 10 interceptions and led all NFL secondaries with nine sacks.

The Titans benefited from one of the NFL's top groups of specialists, with punter **Brett Kern**, kicker **Ryan Succop** and long snapper **Beau Brinkley** enjoying their fifth consecutive season together. Kern was named to his second Pro Bowl, while returner **Darius Jennings** led the NFL and set a franchise record with a 31.7-yard kickoff return average.

ROBINSON MOVES FORWARD

The roster constructed by Robinson has turned over considerably in his three seasons on the job. The final 53-man roster in 2018 included only 10 players (18.9 percent) who predated Robinson in Tennessee. More changes are on the horizon as the offseason calendar advances.

The unrestricted free agent signing period is scheduled to begin at the start of the new league year on March 13, when all 2018 contracts expire. Players not under contract for 2019 are free to sign with another club at that point.

The trading period also begins on March 13. After Robinson engineered 14 trades in his first three years on the job, it is considered a viable method to supplement the roster.

Meanwhile, work is ongoing for the 2019 NFL Draft. Robinson and his staff will get first-hand interaction with top draft prospects at the NFL Scouting Combine from Feb. 26-March 4 and will continue scouting and visiting with draft hopefuls until the draft begins April 25.

The Titans currently own the 19th overall pick in Round 1 and six total selections—one in every round except for the sixth, a pick they used in a 2018 trade with the Baltimore Ravens for Correa. They own the 51st overall selection in the second round and the 82nd overall pick in the third round.

In Robinson's first three drafts, the Titans acquired a total of 23 players, and 15 of them were still with the team at the conclusion of 2018.

NFL DRAFT COMES TO NASHVILLE

The NFL will launch its year-long 100th season celebration with the 2019 NFL Draft, which will take place in Nashville for the first time. From April 25-27, free festivities will take place in downtown from Lower Broadway to Nissan Stadium.

Among the activities are the following:

- The NFL Draft Theater will be located at First and Broadway, where the public can view draft selections and A-list concerts. Artists will be announced in the coming weeks.
- Schermerhorn Symphony Center will be host to Selection Square, which contains the team tables where representatives from each club will make their selections.
- The NFL Draft Experience presented by Oikos Triple Zero is a free three-day football festival that will be held at Nissan Stadium. Fans can participate in interactive exhibits, immersive games, virtual reality experiences, player autograph sessions and more.

From 1965 through 2014, the NFL conducted its draft in New York. Then, from 2015-16, it moved to Chicago, followed by Philadelphia in 2017 and Dallas in 2018. With an anticipated attendance of more than 250,000 fans, it will be the largest sporting event in Tennessee state history.

2019 OPPONENTS DETERMINED

The Titans know all 16 opponents they will face during the 2019 regular season.

As always, the Titans have home and road games against each of their AFC South rivals (Houston Texans, Indianapolis Colts and Jacksonville Jaguars). Based upon the NFL's schedule rotation, the Titans also will face every team from the AFC West. They will host the Kansas City Chiefs and Los Angeles Chargers and travel to the Denver Broncos and Oakland Raiders.

Additionally, the Titans will square off against the NFC South. They will have dates at Nissan Stadium against the New Orleans Saints and Tampa Bay Buccaneers and road games versus the Atlanta Falcons and Carolina Panthers.

Every team plays two intraconference games determined by order of finish within its division, and those matchups are set as well. With the Titans' third-place finish in the AFC South, they will have a 2019 home game against the AFC East's equivalent finisher, the Buffalo Bills, and a road game at the AFC North's equivalent finisher, the Cleveland Browns.

Preseason opponents as well as dates and times of regular season games are typically announced by the NFL in April.

For ticket inquiries, fans can visit TitansOnline.com/tickets, email ticketssales@titans.nfl.com or call (615) 565-4200.

The Titans' home and away opponents for the 2019 regular season:

2019 HOME OPPONENTS

Houston Texans
Indianapolis Colts
Jacksonville Jaguars
Kansas City Chiefs
Los Angeles Chargers
New Orleans Saints
Tampa Bay Buccaneers
Buffalo Bills*

2019 ROAD OPPONENTS

Houston Texans
Indianapolis Colts
Jacksonville Jaguars
Denver Broncos
Oakland Raiders
Atlanta Falcons
Carolina Panthers
Cleveland Browns*

* Opponent based on final division standings in 2018.

2018 PLAYER MILESTONES

LB DAREN BATES

- Posted 10 special teams tackles, which ranked second on the team and tied for the second-most in a single season in his career.

LS BEAU BRINKLEY

- Appeared in all 16 games for the seventh consecutive season.
- Appeared in his 100th NFL game in Week 4 vs. Philadelphia. He has never missed a game since signing with the Titans as a rookie free agent in 2012.

LB JAYON BROWN

- Appeared in all 16 games for the second consecutive season and recorded his first career start in Week 4. Finished the year with nine starts.
- Totaled career highs in tackles (107), sacks (6.0), quarterback pressures (18), tackles for loss (6.0), passes defended (7), and forced fumbles (2). Ranked second on the squad in tackles and sacks. Tied for second on the team in quarterback pressures.
- Recorded his first career interception and first career touchdown on the same play after picking off Colts QB **Andrew Luck** in Week 17.
- In Week 17, became the third NFL player in 2018 to record an interception for a touchdown, a forced fumble and a fumble recovery in the same game, joining Seattle's **Bobby Wagner** (Dec. 2 vs. San Francisco) and Chicago's **Khalil Mack** (Sept. 9 at Green Bay).

CB MALCOLM BUTLER

- Appeared in all 16 games for the fourth consecutive season (2015-17 with New England).
- Led the team with 13 passes defended in his first season as a Titan.
- His three interceptions ranked second on the squad and were his second-most in a single season.

- Scored his first career touchdown on a 56-yard interception return after picking off Redskins QB **Josh Johnson** in Week 16.

S KEVIN BYARD

- Started all 16 games for the second consecutive season and led the team in interceptions (4) for the second consecutive season.
- Ranked third on the team in tackles (96) and passes defended (10).
- Set new career-highs in tackles (96), sacks (2.0), and quarterback pressures (4).
- Threw a 66-yard touchdown pass to DB **Dane Cruikshank** on a fake punt against Houston. It was the longest touchdown pass by a defensive player in the Super Bowl era, and he became the first primarily defensive player in franchise history to record a touchdown pass.

DT JURRELL CASEY

- Named to his fourth consecutive Pro Bowl in 2018.
- Ranks eighth in franchise history with 46 career sacks.
- Led the team in sacks (7.0), quarterback pressures (50), and tackles for loss (7.0).
- Recorded his sixth consecutive season with at least 5.0 sacks.
- Established a new single-season career high with 50 quarterback pressures.
- Surpassed 600 career tackles in 2018 (611).

ILB WILL COMPTON

- Led the team with 11 special teams tackles.

OLB KAMALEI CORREA

- Started a career-high four contests.
- Recorded a career-high 27 tackles.
- Tallied his first career sack and finished the season with 3.5 sacks.

DB DANE CRUIKSHANK

- Ranked fourth on the squad with eight special teams tackles.
- Named AFC Special Teams Player of the Week in Week 2 after catching a 66-yard touchdown pass from S **Kevin Byard** on a fake punt.

WR COREY DAVIS

- Led the team with 65 catches for 891 yards and four touchdowns, all of which set new career-highs.
- Joined **Santonio Holmes** and **Andre Caldwell** as the only players in a single season since 2000 with multiple game-winning touchdown receptions in the final minute of the fourth quarter or overtime. Davis accomplished the feat in Week 4 against Philadelphia and Week 13 vs. the New York Jets.
- Recorded the first two 100-yard receiving games in his career (Week 4 vs. Philadelphia, 161 yards, Week 10 vs. New England, 125 yards).
- Surpassed the 1,000-yard career mark in Week 12 at Houston. Finished the season with 1,266 career receiving yards.
- Started all 16 games in 2018.



2018 PLAYER MILESTONES

ILB RASHAAN EVANS

- Made his NFL debut and appeared in 15 contests. He finished the season with seven starts.

OLB SHARIF FINCH

- Made his NFL debut and appeared in 15 games. His 206 defensive snaps (including penalty snaps) ranked third among all undrafted rookie linebackers.
- Finished the season with 1.5 sacks.

TE ANTHONY FIRKSER

- Made his NFL debut and appeared in 12 contests on the season.
- Caught his first career pass and scored his first career touchdown in 2018.

QB BLAINE GABBERT

- Posted a 60.4 completion percentage, his second highest in a single season in his career.
- Engineered two game-winning drives (vs. Houston, vs. Washington).

RB DERRICK HENRY

- Named to the PFWA All-AFC team.
- Named AFC Offensive Player of the Week for Week 13 after collecting a franchise-best 238 rushing yards with a franchise-tying four rushing touchdowns against Jacksonville on Thursday Night Football. In the same game, he scored four rushing touchdowns to tie the franchise's single-game record (**Earl Campbell**, **Lorenzo White**).
- Also in Week 13, recorded the second 99-yard touchdown run in NFL history (**Tony Dorsett**). The run also set the mark for the longest touchdown run in franchise history and tied for the longest scrimmage play in NFL history.
- Became the seventh NFL player since the 1970 AFL-NFL merger with at least four rushing touchdowns and at least 200 rushing yards in a game (**Clinton Portis**, **Barry Sanders**, **Doug Martin**, **Jonas Gray**, **Mike Anderson** and **Corey Dillon**). Henry became the first to accomplish the feat in fewer than 20 carries (17).
- Became the second player in NFL history with a rushing touchdown of at least 90 yards and a rushing touchdown of at least 50 yards in the same game in Week 13. The only other player to accomplish this feat is former Titan **Chris Johnson**.
- Named AFC Offensive Player of the Month for December after registering 97 carries for 625 yards and eight touchdowns.
- Recorded his first career 1,000-yard rushing season (1,059) and finished sixth in the NFL in rushing yards.
- Set single-season career highs in carries (215), rushing yards (1,059), rushing long (99t), and touchdowns (12).
- Henry became the ninth NFL player since 1975 with at least one 90-yard run (99-yard touchdown run in Week 13) and at least one 60-yard

reception in his career (66-yard touchdown catch against the Jaguars on Dec. 31, 2017).

CB ADORÉE' JACKSON

- Set single-season career highs in tackles (69) and interceptions (2). Jackson had not recorded a career interception prior to 2018.
- Ranked third on the team with two interceptions and second on the squad with 11 passes defended.
- Appeared in all 16 games for the second consecutive season.

WR DARIUS JENNINGS

- Led the NFL and set a franchise record with a 31.7-yard kickoff return average. The previous franchise record was set in 1960 (**Ken Hall**, 31.3-yard average (19 attempts for 594 yards).
- Scored his first career touchdown on a 94-yard kickoff return in Week 1.
- Set a new career long with a 36-yard reception in Week 9.
- Recorded his first career pass, a 21-yard completion to QB **Marcus Mariota** in Week 10 vs. New England.
- Appeared in all 16 games for the first time in his career.

DL AUSTIN JOHNSON

- Appeared in all 16 games for the second consecutive season.

C BEN JONES

- Started all 16 games at center, registering a start in every contest for the fifth consecutive season (2014–2015 with Houston).
- Appeared in his 100th career game in Week 4. Jones has never missed a game in his seven-year NFL career.

DL DAQUAN JONES

- Started all 16 games for the third time in his five-year career.
- Tallied 39 tackles on the season, which was his second-most in a single season.

P BRETT KERN

- Elected to the Pro Bowl for the second consecutive year in 2018.
- Named to the PFWA All-AFC team.
- Ranked second in the AFC with both a 47.1 gross average and 41.7 net average.
- Set a single-season career high with 39 punts placed inside the 20-yard line, including a career-best 16 consecutive punts inside the 20 to conclude the season.
- Recorded his 12th career game with at least a 52.0-yard gross average (minimum four punts) vs. Houston.
- Registered his 11th career game with at least a 47.0-yard net average (minimum four punts) vs. Houston.
- Appeared in all 16 games for the 11th consecutive season.
- Became the 11th player to appear in 150 career games for the franchise in Week 13 vs. New York Jets.

G JOSH KLINE

- Started all 16 games for the second time in his six-year career.

OLB HAROLD LANDRY III

- Made his NFL debut and appeared in 15 games on the season. Finished the year with three starts.
- Tied for third on the team with 4.5 sacks.
- Tied for second on the squad with 18 quarterback pressures.

T TAYLOR LEWAN

- Named to his third consecutive Pro Bowl in 2018.
- Named to the PFWA All-AFC team.

RB DION LEWIS

- Appeared in all 16 games for the second consecutive season (2017 with New England).
- Set single-season career highs in receptions (59) and receiving yards



2018 PLAYER MILESTONES



(400). His receptions ranked second on the squad and his receiving yards ranked third.

- Ranked second on the team in rushing yards (517).
- Surpassed 2,000 career rushing yards in Week 11 at Indianapolis. Finished the season with 2,101 career yards.
- Surpassed 1,000 career receiving yards in Week 12 at Houston. Finished the season with 1,117 career receiving yards.

S KENDRICK LEWIS

- Played in his 100th career regular season contest in Week 13.

QB MARCUS MARIOTA

- Engineered three game-winning drives in 2018 (at Jacksonville, vs. Philadelphia, vs. New York Jets). He now has 12 career game-winning drives.
- Registered two 300-yard passing games (vs. Philadelphia, at Houston), bringing his career total to seven such contests.
- Named AFC Offensive Player of the Week for Week 4 vs. Philadelphia.
- Eclipsed the 10,000-yard career passing mark and the 1,000-yard career rushing mark against Philadelphia, becoming the third player in franchise history to accomplish the feat, along with **Warren Moon** (33,685 passing yards and 1,541 rushing yards) and **Steve McNair** (19,482 passing and 1,025 rushing).
- Recorded four games in 2018 with a 100.0 or better passer rating (at Dallas, vs. New England, at Houston, vs. Washington).
- Set single-season career-highs in carries (64) and rushing yards (357).
- Recorded his 50th career start in Week 11 at Indianapolis.
- Completed 22-of-23 passes for 303 yards and two touchdowns in Week 12 at Houston. His completion rate of 95.7 percent set a franchise record and was the second-highest single-game completion percentage in NFL history (minimum 20 attempts). Mariota completed his first 19 passes in the game before throwing an incomplection on his 20th attempt. Since the beginning of the 1997 season, no Titans/Oilers quarterback has completed as many consecutive passes in a game as Mariota did against the Texans.

OLB DERRICK MORGAN

- Finished his ninth season ranked 10th in franchise history with 44.5 career sacks.

OLB BRIAN ORAKPO

- Ranked fourth on the team with 15 quarterback pressures.
- Retired following his 10th NFL season. Upon his retirement he ranked 18th among all active players with 66 career sacks.

TE MYCOLE PRUITT

- Scored his first career touchdown in Week 16 vs. Washington.
- Recorded a career-high 102 receiving yards on the season.

CB LOGAN RYAN

- Posted a career-high 4.0 sacks.
- Ranked fourth on the team in tackles (85), fifth on the squad in sacks (4.0), and fourth on the team in passes defended (8).

TE JONNU SMITH

- Set single-season career highs in receptions (20), receiving yards (258), receiving long (61t), and receiving touchdowns (3).
- Ranked second on the team in receiving touchdowns.

WR TAJAÉ SHARPE

- Ranked fourth on the team in receptions (26) and receiving yards (316).
- Recorded his first career 100-yard receiving game (101) in Week 7 against Los Angeles Chargers in London.

G QUINTON SPAIN

- Started a career-high 15 games, all at left guard.

TE LUKE STOCKER

- Recorded a career-high two receiving touchdowns on the year, including a 22-yard score that was the longest touchdown catch of his career.

K RYAN SUCCOP

- Made two game-winning field goals in 2018 (vs. Houston, at Jacksonville), bringing his total to nine career game-winning field goals.
- Became the seventh player in franchise history to reach 400 career points in Week 1 at Miami.
- Became the fifth player in franchise history with 500 career points in Week 17 vs. Indianapolis, joining **Al Del Greco** (1,060), **Rob Bironas** (1,032), **George Blanda** (598) and **Tony Zendejas** (548).
- Tied his career long with a 54-yard field goal in Week 5 at Buffalo. It marked his longest field goal as a Titan and the franchise's longest field goal since **Rob Bironas** made a 55-yarder against Houston (12/29/13).
- Converted 54-yard and 50-yard field goals in Week 5 at Buffalo, marking his second career game with multiple field goals of at least 50 yards.
- Played in his 150th regular season game in Week 6 vs. Baltimore.
- Became the 11th active NFL player to reach 1,000 career points in Week 14 vs. Jacksonville.

WR TAYWAN TAYLOR

- Set single-season career-high marks in receptions (37), receiving yards (466) and receiving long (55).
- Ranked second on the squad in receiving yards and third on the team in receptions.
- Recorded his first career 100-yard receiving game (104) in Week 13 vs. the New York Jets.

S BRYNDEN TRAWICK

- Ranked third on the team in special teams tackles (9).

S KENNY VACCARO

- Tallied 70 tackles, which ranked sixth on the squad.

LB WESLEY WOODYARD

- Led the team with 124 tackles, which marked his third-best single-season total.
- Tied for third on the squad in sacks (4.5).
- Named AFC Defensive Player of the Week for Week 10 vs. New England after leading the team with 12 tackles, including 1.5 sacks, a team-best five quarterback pressures and one tackle for loss.
- Made his 100th career start in Week 9 on Monday Night Football at Dallas.

KEY NUMBERS

3

Consecutive winning seasons for the Titans after going 9-7 in 2016, 2017 and 2018. It marks the first time in the team's "Titans era" (1999–present) it has accomplished the feat.

4

Consecutive Pro Bowl berths by defensive tackle **Jurrell Casey**, who became the first player in the club's "Titans era" (1999–present) to earn four Pro Bowl selections. He has done so in four consecutive seasons.

9

League-high number of games the Titans played in 2018 against seven eventual playoff clubs.

12

Interceptions since the beginning of the 2017 season by third-year safety **Kevin Byard**, who owns the highest total in the NFL in that time period.

12

Career game-winning drives by **Marcus Mariota**. He has eight such drives (including playoffs) since the beginning of the 2017 campaign.

13.7

Yards per reception in 2018 by **Corey Davis**, which ranked ninth in the NFL among players with at least 65 receptions.

16

Career-high consecutive punts placed inside the opponent's 20-yard line to conclude the 2018 season by two-time Pro Bowl selection **Brett Kern**.

16

Wins by the Titans in their last 20 home games, dating back to 2016.

18.9

Points per game allowed by the Titans defense in 2018, which trailed only the Chicago Bears (17.7) and Baltimore Ravens (17.9) for the best average in the NFL.

32

Touchdowns by Titans opponents in 2018, which was the second-lowest total in the NFL behind the 30 surrendered by Chicago.

32.0

Yards per kickoff return by the Titans in 2018, which set a new NFL record. It included a franchise-record average by **Darius Jennings** of 31.7 yards per kickoff return.

44.7

Opponents' 2018 touchdown percentage against the Titans in the red zone. The Titans defense ranked second in the NFL behind the Eagles (44.6).

82

Total penalties on the Titans in 2018, which was the lowest total in the NFL in 2018 and set a franchise record for the lowest total in a 16-game season.

333.4

Yards per game allowed by the Titans defense in 2018, which ranked eighth in the NFL.

625

Rushing yards in December by **Derrick Henry** to go along with eight rushing touchdowns. He was named AFC Offensive Player of the Month.

IMPORTANT 2019 DATES

February 3

Super Bowl LIII, Mercedes-Benz Stadium, Atlanta, Georgia.

February 4

Waiver system begins for 2019.

February 19

First day for clubs to designate Franchise or Transition Players.

Feb. 26–March 4 NFL Scouting Combine, Lucas Oil Stadium, Indianapolis, Indiana

March 5

Prior to 3 p.m. CT, New York time, deadline for clubs to designate Franchise or Transition Players.

March 11-13

Clubs are permitted to contact, and enter into contract negotiations with, the certified agents of players who will become Unrestricted Free Agents upon the expiration of their 2018 player contracts at 3 p.m. CT on March 13.

March 13

At 3 p.m. CT, the 2019 League Year and Free Agency period begin. All 2018 player contracts expire. Trading period for 2019 begins. "Top 51" rule begins—all clubs must be under the 2019 salary cap prior to 3 p.m. CT. Prior to 3 p.m. CT, clubs must exercise options for 2019 on all players who have option clauses in their 2018 contracts. Prior to 3 p.m. CT, clubs must submit qualifying offers to their Restricted Free Agents with expiring contracts and to whom they desire to retain a Right of First Refusal/Compensation.

March 24-27

Annual League Meeting, Phoenix, Arizona.

April 15

Clubs with returning head coaches may begin offseason workout programs.

April 19

Deadline for Restricted Free Agents to sign offer sheets.

April 25-27

2019 NFL Draft, Nashville, Tennessee.

May 3-6

Clubs may elect to hold their one three-day post-Draft rookie minicamp from Friday through Sunday or Saturday through Monday.

May 10-13

Clubs may elect to hold their one three-day post-Draft rookie minicamp from Friday through Sunday or Saturday through Monday.

May 13

Rookie Football Development Programs begin.

May 16-19

NFLPA Rookie Premiere.

May 20-22

Spring League Meeting, Key Biscayne, Florida.

June 2

For any player removed from the club's roster or whose contract is assigned via waivers or trade on or after June 2, any unamortized signing bonus amounts for future years will be included fully in team salary at the start of the 2020 league year.

Late June

Rookie Transition Program to be held at individual clubs. Attendance is mandatory for all rookies.

July 15

At 3 p.m. CT, deadline for any club that designated a Franchise Player to sign such player to a multiyear contract or extension. After this date, the player may sign only a one-year contract with his prior club for the 2019 season, and such contract cannot be extended until after the club's last regular season game.

Late July

Training camps open. Clubs are permitted to open pre-season training camp for rookies and first-year players beginning seven days prior to the club's earliest permissible mandatory reporting date for Veteran players.

August 1-4

Hall of Fame Weekend, Canton, Ohio.

August 8-12

First preseason weekend.

August 31

Prior to 3 p.m. CT, clubs must reduce rosters to a maximum of 53 players on the Active/Inactive List.

September 1

Clubs may establish a practice squad of 10 players.

September 5-9 NFL Kickoff Weekend.

2018 TALE OF THE TAPE

OFFENSE	2018	Rank	NFL/Avg
GAMES (Won-Lost)	9-7	---	---
FIRST DOWNS	289	26	326.9
Rushing	106	11t	100.2
Passing	156	27t	196.1
Penalty	27	21	30.6
YDS GAINED (tot)	4,998	25	5,635.4
Avg per Game	312.4	25	352.2
RUSHING (net)	2,023	7	1,831.2
Avg per Game	126.4	7	114.4
Rushes	454	9	414.7
Yards per Rush	4.5	12t	4.4
PASSING (net)	2,975	29	3,804.3
Avg per Game	185.9	29	237.8
Passes Att.	437	31	552.2
Completed	293	28	358.2
Pct Completed	67.0	12	64.9
Yards Gained	3,255	30	4,070.8
Sacked	47	22t	40.0
Yards Lost	280	20	266.6
Had intercepted	12	16t	13.1
Yards Opp Ret	219	23	173.6
Opp TDs on Int	1	9t	1.4
PUNTS	75	10	69.2
Avg Yards	46.4	5t	45.0
PUNT RETURNS	27	28t	28.4
Avg Return	8.8	14	8.5
Returned for TD	0	8t	0.2
KICKOFF RETURNS	23	25t	30.3
Avg Return	32.0	1	22.9
Returned for TD	1	1t	0.2
PENALTIES	82	1	107.7
Yards Penalized	727	1	919.5
FUMBLES BY	18	10t	20.1
Fumbles Lost	6	4t	8.7
Opp Fumbles	14	28t	20.1
Opp Fum Lost	6	25t	8.7
POSS. TIME (avg)	29:28	22	30:00
TOUCHDOWNS	34	26t	42.8
Rushing	15	11t	13.7
Passing	16	28t	26.5
Returns	3	10t	2.7
EXTRA-PT KICKS	28/31	28	94%
2-PT CONVERSIONS	0/1	26t	51%
FIELD GOALS/FGA	26/30	14	25/30
POINTS SCORED	310	27	373.5
TURNOVER DIFF.	-1	21	0

DEFENSE	2018	Rank	NFL/Avg
POINTS ALLOWED	303	3	373.5
OPP FIRST DOWNS	298	5t	326.9
Rushing	98	14	100.2
Passing	182	7	196.1
Penalty	18	1	30.6
OPP YARDS GAINED	5,334	8	5,635.4
Avg per Game	333.4	8	352.2
OPP RUSHING(net)	1,863	18	1,831.2
Avg per Game	116.4	18	114.4
Rushes	429	19t	414.7
Yards per Rush	4.3	11t	4.4
OPP PASSING(net)	3,471	6	3,804.3
Avg per Game	216.9	6	237.8
Passes Att.	533	10t	552.2
Completed	337	8t	358.2
Pct Completed	63.2	9	64.9
Sacked	39	16t	40.0
Yards Lost	248	18	266.6
INTERCEPTED BY	11	23t	13.1
Yards Returned	120	23	173.6
Returned for TD	2	9t	1.4
OPP PUNT RETURNS	33	24	28.4
Avg return	9.0	21	8.5
OPP KICKOFF RET	25	9t	30.3
Avg return	27.8	32	22.9
OPP TOUCHDOWNS	32	2	42.8
Rushing	9	4t	13.7
Passing	21	3t	26.5
Returns	2	10t	2.7

★ ★ ★

2018 INDIVIDUAL NFL RANKINGS

(qualifiers only, where applicable)

Category	Team	Player	Stat	NFL Rank
Passer Rating	Titans	Marcus Mariota	92.3	22
Passing Yards	Titans	Marcus Mariota	2,528	26
Passing TDs	Titans	Marcus Mariota	11	30t
Rushing Yards	Titans	Derrick Henry	1,059	7
Rushing Average	Titans	Derrick Henry	4.9	11t
Rushing TDs	Titans	Derrick Henry	12	3t
Receptions	Titans	Corey Davis	65	40t
Receiving Yards	Titans	Corey Davis	891	24
Receiving TDs	Titans	Corey Davis	4	53t
Sacks	Titans	Jurrell Casey	7.0	38t
Interceptions	Titans	Kevin Byard	4	7t

WHERE THE TITANS RANKED IN 2018

2018 OFFENSIVE STATISTICS AND NFL RANKING

OFFENSIVE STATS	STAT	RANK	LEAGUE AVG.
Yards / Game	312.4	25	352.2
Yards / Play	5.3	23	5.6
Rushing Yards / Game	126.4	7	114.4
Rushing Yards / Play	4.5	16	4.4
Passing Yards / Game	185.9	29	237.8
Passing Yards / Play	6.2	20	6.9
Interception Rate	2.8%	23	2.4%
Sacks / Pass Attempt	10.8%	29	7.3%
First Downs / Game	18.1	26	20.4
Punt Return Avg	8.8	14	8.5
Kickoff Return Avg	32.0	1	22.9
Field Goals Made	86.7%	14	84.7%
3rd Down Pct	40.0%	15	39.1%
4th Down Pct	58.3%	15	55.7%
Red Zone Pct	53.2%	23	59.1%
Goal to Go%	73.9%	21	73.5%
Avg Time of Possession	29:28	22	30:00
Points / Game	19.4	27	23.3
Turnover Ratio	-1	21	0

2018 DEFENSIVE STATISTICS AND NFL RANKING

DEFENSIVE STATS	STAT	RANK	LEAGUE AVG.
Yards / Game	333.4	8	352.2
Yards / Play	5.3	7	5.6
Rushing Yards / Game	116.4	18	114.4
Rushing Yards / Play	4.3	15	4.4
Passing Yards / Game	216.9	6	237.8
Passing Yards / Play	6.1	8	6.9
Interception Rate	2.1%	23	2.4%
Sacks / Pass Attempt	7.3%	15t	7.3%
First Downs / Game	18.6	5t	20.4
Punt Return Avg	9.0	21	8.5
Kickoff Return Avg	27.8	32	22.9
3rd Down Pct	36.6%	10	39.1%
4th Down Pct	55.0%	16t	55.7%
Red Zone Pct	44.7%	2	59.1%
Goal to Go%	57.1%	3	73.5%
Points / Game	18.9	3	23.3
Point Differential / Game	0.4	15	-
Yard Differential / Game	-21.0	25	-

REGULAR TITANS LINEUP

OFFENSIVE STARTERS

WR 19-Tajae Sharpe (6-2, 194, 3rd year, Massachusetts) - The fifth-round pick had 41 catches as a rookie in 2016 but spent all of 2017 on injured reserve. He returned to play in all 16 games with 26 receptions in 2018.

	G	GS	Rec	Yds	Avg	Lg	TD
2018	16	13	26	316	12.2	28	2
Career	32	23	67	838	12.5	34	4

TE 81-Jonnu Smith (6-3, 248, 2nd Year, Florida International) - The 2017 third-round draft pick was the team's leading receiver among tight ends in 2018 before spending the final three games on injured reserve.

	G	GS	Rec	Yds	Avg	Lg	TD
2018	13	12	20	258	12.9	61	3
Career	29	25	38	415	10.9	61	5

LT 77-Taylor Lewan (6-7, 309, 5th Year, Michigan) - The team's first-round pick in 2014 (11th overall) started 68 total games at left tackle in his first five seasons. From 2016-18, he started all but one game and was elected to the Pro Bowl in all three seasons.

2018 G/GS: 15/15, Career G/GS: 73/68

LG 67-Quinton Spain (6-4, 330, 4th Year, West Virginia) - Spain joined the Titans as a rookie free agent after playing in 50 career games at West Virginia. He started 48 total games in his first four seasons at left guard.

2018 G/GS: 15/15, Career G/GS: 50/48

C 60-Ben Jones (6-3, 308, 7th Year, Georgia) Added as an unrestricted free agent in 2016, the former fourth-round pick played in 64 games in four previous seasons with the Houston Texans. He started all 48 games during his first three seasons in Tennessee.

2018 G/GS: 16/16, Career G/GS: 112/91

RG 64-Josh Kline (6-3, 300, 6th Year, Kent State) - Kline was claimed off waivers in 2016 after spending his first three NFL seasons with the Patriots, seeing time at both guard spots. He started 46 games at right guard in his first three seasons with Tennessee.

2018 G/GS: 16/16, Career G/GS: 79/64

RT 78-Jack Conklin (6-6, 308, 3rd Year, Michigan State) - Conklin was the eighth-overall draft pick in 2016. He was named first-team All-Pro as a rookie and started all 32 games during his first two seasons. He was limited to nine games in 2018 due to injuries.

2018 G/GS: 9/9, Career G/GS: 41/41

WR 84-Corey Davis (6-3, 209, 2nd Year, Western Michigan) - The fifth-overall draft pick in 2017 caught 34 balls for 375 yards in 11 games as a rookie. In 2018, he started all 16 games and led the team in catches (65), receiving yards (891) and receiving touchdowns (four).

	G	GS	Rec	Yds	Avg	Lg	TD
2018	16	16	65	891	13.7	51	4
Career	27	25	99	1,266	12.8	51	4

QB 8-Marcus Mariota (6-4, 222, 4th Year, Oregon) - The 2015 second-overall draft pick became the fifth quarterback in NFL history with at least 12,000 passing yards (12,004) and 1,200 rushing yards (1,270) in his first four seasons. He is the all-time franchise career leader in passer rating (89.4) and completion percentage (63.2), and his 68.9 percent completion rate in 2018 set the team's single-season mark.

Passing	G	GS	Att	Cmp	Pct	Yds	TD	Int	Lg	Sk	Rate
2018	14	13	331	228	68.9	2,528	11	8	61	42	92.3
Career	56	55	1,605	1,015	63.2	12,004	69	42	75	130	89.4
Rushing	Att	Yds	Avg	Lg	TD						
2018	64	357	5.58	27	2						
Career	218	1,270	5.83	87	11						

TE 88-Luke Stocker (6-5, 253, 8th Year, Tennessee) - The former fourth-round pick with the Buccaneers joined the Titans in December 2017. He played in all 16 games with 11 starts in his first full season in Tennessee.

	G	GS	Rec	Yds	Avg	Lg	TD
2018	16	11	15	165	11.0	31	2
Career	97	67	68	577	8.5	33	5

RB 22-Derrick Henry (6-3, 247, 3rd Year, Alabama) - The 2016 second-round pick and former Heisman winner led the Titans in rushing in both 2017 (744 yards) and 2018 (1,059). Also in 2018, he ranked second in the AFC in rushing yardage and tied for first in the AFC with 12 rushing touchdowns.

	G	GS	Att	Yds	Avg	Lg	TD	Rec	Yds	Avg	Lg	TD
2018	16	12	215	1,059	4.9	99t	12	15	99	6.6	21	0
Career	47	16	501	2,293	4.6	99t	22	39	372	9.5	66t	1

OFFENSIVE RESERVES

TE 86-Anthony Firkser (6-2, 246, 1st year, Harvard) - The former undrafted free agent joined the Titans during the 2018 offseason after spending part of 2017 on the Chiefs practice squad. He ranked second among Titans tight ends with 19 receptions in 2018.

	G	GS	Rec	Yds	Avg	Lg	TD
2018/Career	12	0	19	225	11.8	28	1

QB 7-Blaine Gabbert (6-4, 235, 8th Year, Missouri) - The 2018 free-agent signee spent seven previous seasons with Jacksonville, San Francisco and Arizona, totaling 45 starts and 8,437 passing yards. In his first season in Tennessee, he played in eight games with three starts.

	G	GS	Att	Cmp	Pct	Yds	TD	Int	Lg	Sk	Rate
2018	8	3	101	61	60.4	626	4	4	35	5	74.9
Career	56	48	1,498	842	56.2	9,063	48	47	80	138	71.7

WR 15-Darius Jennings (5-10, 180, 2nd Year, Virginia) - Originally a rookie free agent with Cleveland in 2016, he spent time on the practice squads of the Browns, Bears and Jets before arriving in Tennessee in 2017. He set a franchise record in 2018 with a 31.7-yard kickoff return average.

	G	GS	Rec	Yds	Avg	Lg	TD				
2018	16	0	11	101	9.2	36	0				
Career	20	1	25	218	8.7	36	0				
Returns	PR	FC	Yds	Avg	Lg	TD	KR	Yds	Avg	Lg	TD
2018	0	0	0	0.0	0	0	22	698	31.7	94	1
Career	0	0	0	0.0	0	0	29	856	29.5	94	1

T 71-Dennis Kelly (6-8, 321, 7th Year, Purdue) - The former fifth-round pick was acquired in a 2016 trade with the Eagles. In his first three seasons in Tennessee, he played in 43 games, seeing time at both tackle spots and as an extra tight end. He started five games at right tackle in 2018.

2018 G/GS: 11/5, Career G/GS: 73/27

G/C 62-Corey Levin (6-4, 307, 2nd Year, Chattanooga) - Levin was a sixth-round pick in 2017, having started 51 games in college. After not seeing action as a rookie, he appeared in all 16 games with one start in 2018.

2018 G/GS: 16/1, Career G/GS: 16/1

RB 33-Dion Lewis (5-8, 195, 7th Year, Pittsburgh) - The former fifth-round pick of the Eagles was signed as a free agent in 2018 after spending three seasons in New England. He rushed for 517 yards in 2018 and set career highs with 59 receptions and 400 receiving yards.

	G	GS	Att	Yds	Avg	Lg	TD	Rec	Yds	Avg	Lg	TD
2018	16	7	155	517	3.3	36	1	59	400	6.8	37	1
Career	70	26	484	2,101	4.3	44	11	147	1,117	7.6	40	6

WR 13-Taywan Taylor (5-11, 203, 2nd Year, Western Kentucky) - The 2017 third-round pick averaged 13.2 yards per reception with two touchdowns in 29 total games during his first two NFL seasons.

	G	GS	Rec	Yds	Avg	Lg	TD
2018	13	5	37	466	12.6	55	1
Career	29	9	53	697	13.2	55	2

TE 82-Delanie Walker (6-2, 248, 13th Year, Central Missouri) - The 2013 free agent acquisition played seven years with the 49ers before arriving in Tennessee. From 2013-17, he had more receptions (356) than any other tight end. He was hurt in the 2018 season opener and spent the remainder of the campaign on injured reserve.

	G	GS	Rec	Yds	Avg	Lg	TD
2018	1	1	4	52	13.0	16	0
Career	176	96	483	5,673	11.7	68	34

SPECIALISTS

P 6-Brett Kern (6-2, 214, 11th Year, Toledo) - Claimed off waivers from the Broncos during the 2009 season, he was named to the Pro Bowl in 2017 and 2018. He is the franchise's career and single-season leader (2017) in both gross and net punting average.

	G	Punt	Blk	Yds	Avg	Lg	TB	I20	NetAvg
2018	16	74	1	3,483	47.1	62	3	39	41.7
Career	176	834	5	38,256	45.9	79	52	318	40.2

K 4-Ryan Succop (6-2, 218, 10th Year, South Carolina) - The former seventh-round pick was signed in 2014 after five seasons in Kansas City. From 2014-17, he made an NFL-record 56 consecutive field goals from inside 50 yards. He is the franchise leader in career field goal percentage.

	G	FGM	FGA	Pct	Lg	XPM	XPA	Pts
2018	16	26	30	86.7	54	28	31	106
Career	160	235	281	83.6	54	314	323	1,019

REGULAR TITANS LINEUP

DEFENSIVE STARTERS

DE 90-DaQuan Jones (6-4, 322, 5th Year, Penn State) - The 2014 fourth-round pick started every contest in 2015, 2016 and 2018. He set a career high in 2017 with 3.5 sacks and followed with a career-high four tackles for loss in 2018.

	GP	GS	Tackle	Sack	TFL	QBP	Int	PD	FF	FR
2018	16	16	39	0.0	4	14	0	1	0	0
Career	67	61	184	6.0	10	49	0	1	1	2

NT 94-Austin Johnson (6-4, 314, 3rd Year, Penn State) - The 2016 second-round pick appeared in all 32 games from 2017-18. He set career highs in 2018 with nine starts and five quarterback pressures.

	GP	GS	Tackle	Sack	TFL	QBP	Int	PD	FF	FR
2018	16	9	25	1.0	1	5	0	2	0	0
Career	42	12	72	2.5	4	6	0	5	0	0

DT 99-Jurrell Casey (6-1, 305, 8th Year, USC) - The third-round draft pick only missed three games in his first eight seasons. He earned second-team AP All-Pro honors in 2013 and was named to the Pro Bowl every year from 2015-18. He had at least five sacks every year from 2013-2018.

	GP	GS	Tackle	Sack	TFL	QBP	Int	PD	FF	FR
2018	15	15	72	7.0	7	50	0	0	2	1
Career	125	123	611	46.0	55	191	0	16	7	3

OLB 91-Derrick Morgan (6-4, 261, 9th Year, Georgia Tech) - The former first-round pick's 44.5 sacks from 2010-2018 ranked second on the team. He ranks 10th in franchise history in career sacks.

	GP	GS	Tackle	Sack	TFL	QBP	Int	PD	FF	FR
2018	13	12	37	0.5	0	11	0	3	0	1
Career	118	106	420	44.5	41	214	0	26	5	5

ILB 55-Jayon Brown (6-0, 226, 2nd Year, UCLA) - The 2017 fifth-round pick appeared in all 32 games in his first two seasons. In 2018, he ranked second on the defense in tackles (107), sacks (6.0) and quarterback pressures (18, tied).

	GP	GS	Tackle	Sack	TFL	QBP	Int	PD	FF	FR
2018	16	9	107	6.0	6	18	1	7	2	1
Career	32	9	174	7.5	8	24	1	11	2	2

ILB 59-Wesley Woodyard (6-0, 233, 11th Year, Kentucky) - The 2014 unrestricted free agent signee from the Broncos missed only two games during his first five seasons in Tennessee. He led the team in tackles in 2014, 2017 and 2018.

	GP	GS	Tackle	Sack	TFL	QBP	Int	PD	FF	FR
2018	14	14	124	4.5	7	12	0	2	0	1
Career	165	108	1,024	27.0	NA	NA	8	35	7	5

OLB 98-Brian Orakpo (6-4, 257, 10th Year, Texas) - The former first-round pick arrived in Tennessee as an unrestricted free agent after six seasons with the Redskins (2009-14). He started all but three games and totaled a team-high 26.0 sacks during his time in Tennessee.

	GP	GS	Tackle	Sack	TFL	QBP	Int	PD	FF	FR
2018	13	13	40	1.5	3	15	0	3	1	1
Career	132	132	530	66.0	75	330	1	32	12	4

CB 25-Adoree' Jackson (5-11, 185, 2nd Year, USC) - The 18th-overall draft pick in 2017 played in all 32 games in his first two seasons, totaling a team-high 34 passes defended. He also led the team in punt returns in each of his first two campaigns.

Defense	GP	GS	Tackle	Sack	TFL	QBP	Int	PD	FF	FR	
2018	16	13	69	0.0	3	1	2	11	0	0	
Career	32	29	136	0.0	7	2	2	34	3	0	
Returns	PR	FC	Yds	Avg	Lg	TD	KR	Yds	Avg	Lg	TD
2018	16	9	148	9.3	26	0	0	0	0.0	0	0
Career	50	18	438	8.8	46	0	25	578	23.1	57	0

SS 24-Kenny Vaccaro (6-2, 214, 6th Year, Texas) - The Saints' former first-round pick was signed by the Titans as a free agent in August 2018. In his first season in Tennessee, his totals included 13 starts, 70 tackles and one interception.

	GP	GS	Tackle	Sack	TFL	QBP	Int	PD	FF	FR
2018	13	13	70	2.0	4	3	1	5	0	0
Career	81	80	552	9.5	NA	NA	9	34	5	3

FS 31-Kevin Byard (5-11, 212, 3rd Year, Middle Tennessee State) - The 2016 third-round pick appeared in all 48 games with 39 starts during his first three seasons. His 12 total interceptions from 2017-18 were the most in the NFL.

	GP	GS	Tackle	Sack	TFL	QBP	Int	PD	FF	FR
2018	16	16	96	2.0	0	4	4	10	0	0
Career	48	39	246	3.0	9	10	12	32	0	2

CB 21-Malcolm Butler (5-11, 190, 5th Year, West Alabama) - Butler signed with the Titans in 2018 after spending his first four NFL seasons with New England, where he won two Super Bowls and earned two Pro Bowl bids. He ranked second on the Titans with three interceptions in 2018.

	GP	GS	Tackle	Sack	TFL	QBP	Int	PD	FF	FR
2018	16	11	56	1.0	3	1	3	13	1	0
Career	75	59	260	3.0	NA	NA	11	60	5	2

CB 26-Logan Ryan (5-11, 195, 6th Year, Rutgers) - The former third-round draft choice with the Patriots arrived in Tennessee in 2017. He played and started 29 games in his first two seasons and set a career high with 4.0 sacks in 2018 before finishing the campaign on injured reserve.

	GP	GS	Tackle	Sack	TFL	QBP	Int	PD	FF	FR
2018	14	14	85	4.0	1	1	0	8	0	0
Career	93	69	409	6.5	NA	NA	13	63	4	0

DEFENSIVE RESERVES

ILB 51-Will Compton (6-1, 235, 5th Year, Nebraska) - Signed by the Titans as a free agent in 2018, the former rookie free agent was with Washington from 2013-17. In his first year in Tennessee, he played in 12 games with two starts and led the club with 11 special teams tackles.

	GP	GS	Tackle	Sack	TFL	QBP	Int	PD	FF	FR
2018	12	2	11	0.0	0	0	0	1	0	0
Career	69	35	313	1.0	NA	NA	3	16	1	3

OLB 44-Kamalei Correa (6-3, 241, 3rd Year, Boise State) - The second-round pick was acquired in August 2018 in a trade with Baltimore, where he played in 25 games in two seasons. In his first year in Tennessee, he tallied a career-high 3.5 sacks in 13 games (four starts).

	GP	GS	Tackle	Sack	TFL	QBP	Int	PD	FF	FR
2018	13	4	27	3.5	4	5	0	0	1	0
Career	38	8	38	3.5	NA	NA	0	2	2	0

DB 29-Dane Cruikshank (6-1, 209, Rookie, Arizona) - The fifth-round pick played multiple positions and started 25 consecutive games at Arizona. As a rookie, he contributed eight special teams tackles and a touchdown.

	GP	GS	Tackle	Sack	TFL	QBP	Int	PD	FF	FR
2018/Career	12	0	2	0.0	0	0	0	0	0	0

SS 37-Johnathan Cyprien (6-0, 223, 5th Year, Florida International) - The former second-round pick spent four seasons with the Jaguars before joining the Titans in 2017. He spent all of 2018 on injured reserve.

	GP	GS	Tackle	Sack	TFL	QBP	Int	PD	FF	FR
2018	0	0	0	0.0	0	0	0	0	0	0
Career	70	70	507	3.0	NA	NA	2	16	4	2

ILB 54-Rashaan Evans (6-2, 232, Rookie, Alabama) - Drafted 22nd overall in 2018, he helped lead the Crimson Tide to the National Championship in his senior season while tying for the team lead with 74 tackles. As a rookie, he played in 15 games with seven starts and registered 63 tackles.

	GP	GS	Tackle	Sack	TFL	QBP	Int	PD	FF	FR
2018/Career	15	7	63	0.0	2	6	0	3	0	0

OLB 56-Sharif Finch (6-4, 250, Rookie, Temple) - The undrafted rookie from Temple won a roster spot in the preseason. He appeared in 15 games as a rookie and totaled 22 tackles and 1.5 sacks.

	GP	GS	Tackle	Sack	TFL	QBP	Int	PD	FF	FR
2018/Career	15	0	22	1.5	2	2	0	0	2	1

OLB 98-Harold Landry III (6-2, 252, Rookie, Boston College) - The 41st overall draft pick posted 26 sacks in college, including nation-leading 16.5 sacks in 2016. As a rookie, his 4.5 sacks tied for third place on the Titans.

	GP	GS	Tackle	Sack	TFL	QBP	Int	PD	FF	FR
2018/Career	15	3	46	4.5	2	18	0	2	1	0

NT 96-Bennie Logan (6-2, 315, 6th Year, Louisiana State) - The former third-round pick joined the Titans as an unrestricted free agent in 2018 after spending his first four NFL seasons in Philadelphia and 2017 in Kansas City. He played in 15 games in his first season in Tennessee.

	GP	GS	Tackle	Sack	TFL	QBP	Int	PD	FF	FR
2018	15	0	16	0.0	0	5	0	0	0	0
Career	89	63	272	7.0	36	22	0	3	3	2

CB 36-LeShaun Sims (6-0, 203, 3rd Year, Southern Utah) - The fifth-round pick appeared in 42 games with nine starts through his first three seasons, including appearances in all 16 games (two starts) in 2018.

	GP	GS	Tackle	Sack	TFL	QBP	Int	PD	FF	FR
2018	16	2	21	0.0	1	1	0	0	0	0
Career	42	9	72	0.0	3	1	2	11	1	0

NEW UNIFORMS UNVEILED PRIOR TO 20TH SEASON AS TITANS

WATCH: Behind the scenes with Nike and the NFL

WATCH: New uniforms represent what it means to be a Titan

PHOTOS: Titans unveil new uniforms

On April 4 in downtown Nashville, the Titans unveiled new uniforms in front of an estimated audience of 15,000-20,000 fans. The event marked the first significant uniform alterations for the club since 1999.

Controlling owner **Amy Adams Strunk**, general manager **Jon Robinson** and head coach **Mike Vrabel** were on hand for the event, while quarterback **Marcus Mariota**, tackle **Taylor Lewan**, tight end **Delanie Walker**, defensive tackle **Jurrell Casey**, outside linebacker **Brian Orakpo** and safety **Kevin Byard** walked on stage modeling different combinations of the new jerseys and pants.

Titans legends **Eddie George**, **Blaine Bishop**, **Frank Wycheck** and

Craig Hentrich also participated. The foursome made up the "original Titans" who donned the first Titans uniforms in a similar—only smaller—event 19 years earlier.

The Titans' new helmet is navy, a dramatic shift from their traditional white headgear. While the "fireball logo" still adorns the sides of the helmet, it is now outlined in metallic silver. The facemasks are silver as well (formerly navy).

The center stripe of the helmet as well as the shoulders of the jerseys borrow from the sword motif of the Titans' secondary logo. The pants also include a two-toned silver stripe inspired by the look of a sword and its sheath.

The primary jersey colors remain navy (home), white (away) and light blue (alternate) with pants in all three colors as well. The numbers on the jerseys now are depicted in a new custom that draws from Greek and Roman lettering. The upper right corner of each number is shaped in the same angle as the northeast corner of Tennessee.

The jerseys and pants are accented by red Nike swooshes. Additionally, three red stars are sewn into the inside back collar of the jerseys, reminiscent of the three stars on the Tennessee state flag, which symbolize West Tennessee, Middle Tennessee and East Tennessee.

While the Titans' color scheme kept the same navy, light blue, red, white and metallic silver that have been used since 1999, the new jerseys and pants also incorporate "steel grey" and "wolf grey" into the sword elements.

Earlier in the offseason, the team unveiled a new logo to commemorate its 20th season as the Titans. It features a silver number 20 in front of the team's "sword logo" and a circle of Greek key.

The 20th-season logo will be worn as a decal on the players' helmets during the 2018 campaign.



The Titans' 20th Season Logo



TITANS UNIFORMS



EXECUTIVE VICE PRESIDENT/GENERAL MANAGER JON ROBINSON

[Video: Jon Robinson Reviews 2018, Looks to 2019](#)

[Video: Titans Trade Up to Select Rashaan Evans](#)

[JDRF Event a Success, with Help of Titans GM Jon Robinson](#)

Jon Robinson was hired as Titans general manager on Jan. 14, 2016 after spending two years as director of player personnel for the Tampa Bay Buccaneers. Nearly one year later, on Jan. 5, 2017, he was promoted to executive vice president/general manager.

In his first three years on the job, the Titans finished with three consecutive 9-7 seasons. It marked the first time the organization produced at least three consecutive winning seasons since a seven-year run of winning records from 1987–1993. The Titans were one of six NFL teams to accomplish the feat from 2016–2018, joining New England, Seattle, Kansas City, Pittsburgh and Dallas. Robinson became only the second general manager in franchise history whose first three teams finished above the .500 mark, joining **Mike Holovak** (1989-91).

Robinson's work helped the team go from three wins in the season prior to his arrival (2015) to a Divisional Round playoff finish following the 2017 campaign. He became the fifth general manager in franchise history to have the team in the playoffs within his first two full seasons.

Robinson turned over more than 80 percent of the Titans roster in his first three years on the job. At the end of the 2018 campaign, 43 players on the club's 53-man roster (81.1 percent) were added after Robinson arrived in Tennessee—27 free agents, two players acquired via trade, one waiver pickup and 13 draft picks. An additional nine players he acquired (six free agents, two draft picks and one waiver claim) ended 2018 on injured reserve.

The Titans' 2018 free agent class included a pair of former New England Patriots: Pro Bowl cornerback **Malcolm Butler** and running back **Dion Lewis**. In his first season in Tennessee, Butler played in all 16 games (11 starts) and finished second on the squad with three interceptions. Lewis rushed for 517 yards and added career highs with 59 receptions and 400 receiving yards. In early August, the Titans signed former New Orleans Saints safety **Kenny Vaccaro**, who went on to start 13 games.

Robinson's 2018 draft class was comprised of four players after he used multiple trades to go up and get his targets. It included first-round linebacker **Rashaan Evans** from Alabama (22nd overall pick) and second-round outside linebacker **Harold Landry III** from Boston College (41st overall). Evans was slowed initially by an injury that caused him to miss the entire preseason, but he returned to play in 15 games with seven starts. Landry also appeared in 15 games (three starts), and his 4.5 sacks tied for third place on the Titans.

Robinson selected 23 total players in his first three drafts as general manager, and 15 of those picks remained with the club at the end of the 2018 season. During the same three years, he engineered 14 trades and made eight waiver claims (through December 2018).

During the 2017 offseason, Robinson used free agency to address needs on defense and special teams. Most notably, he spearheaded deals for cornerback **Logan Ryan** (New England), safety **Johnathan Cyprien** (Jacksonville) and special teams contributor and 2017 Pro Bowler **Brynden Trawick** (Oakland).

In the 2017 NFL Draft, Robinson spent first-round picks on wide re-



TITANS FOOTBALL ADMINISTRATION/ PLAYER PERSONNEL STAFF

Jon Robinson	Executive Vice President/General Manager
Vin Marino	Vice President of Football Administration
Carly Mygrants	Exec. Asst. to EVP & General Manager/Football Administration Coordinator
Ryan Cowden	Vice President of Player Personnel
Brian Gardner	Director of Pro Scouting
Jon Salge	Director of College Scouting
Brandon Taylor	National Scout
Kevin Turks	Assistant Director of Pro Scouting
Mike Boni	College Scout
Patrick Callaway	College Scout
Tom Roth	College Scout
Wes Slay	College Scout
Dale Thompson	National College Scout
T.J. Earley	College Scout
Casey Callahan	Pro Scout
Tosin Kazeem	Scouting Coordinator
Patrick Woo	Scouting Assistant
Rob Riederer	Scouting Assistant



ceiver **Corey Davis** (fifth overall) and cornerback **Adoree' Jackson** (18th overall). It marked the first time the franchise had a pair of first-round draft selections since 1987. Davis led the Titans in receiving in 2018 (65 receptions for 891 yards). Jackson played in all 32 games in his first two seasons, totaling a team-high 34 passes defended. He also led the team in punt returns in each of his first two campaigns. The Titans' 2017 draft haul also featured wide receiver **Taywan Taylor** and tight end **Jonnu Smith** in the third round and linebacker **Jayon Brown** in the fifth round.

In his first year as an NFL general manager, Robinson's leadership and decision-making helped the Titans triple their win total from the previous season, finishing 9-7 in 2016 after a 3-13 finish in 2015. The six-win improvement tied for the most in franchise history (1967 and 1974) and doubled the previous club benchmark for the most wins in the first year under a new general manager (three by **Bum Phillips** in 1975).

Within the first four months at his post, Robinson pulled the trigger on several key personnel decisions. On March 9, 2016, he made his first major acquisition, swapping fourth-round draft picks with the Philadelphia Eagles in exchange for running back **DeMarco Murray**. The trade provided major dividends in 2016, as Murray led the AFC and ranked third in the NFL with 1,287 rushing yards.

Around the same time, Robinson began to work the free agent market. Center **Ben Jones** and wide receiver **Rishard Matthews** highlighted the haul, and both were instrumental in helping to transform the Titans offense into the 11th-ranked unit in the NFL. Jones started all 16 games and keyed a rushing attack that ranked third in the league, while Matthews set career highs with 65 receptions (tied for the team lead), a team-high 945 receiving yards and a team-high nine touchdown receptions.

On April 14, 2016, two weeks before the NFL Draft, Robinson and the Titans dealt the first overall pick to the Los Angeles Rams in one of the biggest trades in recent NFL history. The Titans gave up the No. 1 pick and a fourth-rounder in order to receive the 15th overall pick, two second-rounders and a third-rounder in 2016, plus the Rams' first- and third-round picks in 2017. From 1990–2015, there were seven trades involving the No. 1 overall pick, but this was the first since 2004, when the San Diego Chargers selected **Eli Manning** with the first pick and dealt his rights to the New York Giants.

The Titans had their hands at one point or another on 17 selections in the 2016 draft due to five different trades (including one trade in 2015), and in the end, they ended up with a class of 10 players, including four of the top 45 picks. Robinson swung a draft-day trade with the Cleveland Browns to move back up to the eighth slot to choose Michigan State tackle **Jack Conklin**.

All 10 members of Robinson's first draft class played in at least one game in 2016. They accumulated a total of 110 games played and 38



starts, including 16 starts at right tackle by Conklin. The eighth-overall pick capped his successful rookie campaign by being named first-team All-Pro by Associated Press. Other rookies in 2016 who made significant contributions included second-round running back **Derrick Henry**, third-round safety **Kevin Byard** and fifth-round wide receiver **Tajae Sharpe**. Henry led the team in rushing in both 2017 and 2018, while Byard earned first-team All-Pro honors and a Pro Bowl berth in his second season. From 2017 through 2018, Byard's 12 interceptions led the NFL.

Robinson arrived in Tennessee with a wide range of experience from working his way up on the personnel side of the NFL. From 2014–2015, he served as director of player personnel for the Buccaneers and oversaw both college and pro departments as the team rebuilt its roster. The 2015 Buccaneers draft class made a significant impact, including four rookie starters: quarterback **Jameis Winston**, tackle **Donovan Smith**, guard **Ali Marpet** and linebacker **Kwon Alexander**.

Prior to joining Tampa Bay, Robinson spent 12 years with the New England Patriots, including his last five years (2009-13) as the director of college scouting. In the five years heading up their college scouting, the Patriots added a number of key components to their roster that won the Super Bowl in 2014, including wide receiver **Julian Edelman**, defensive back **Devin McCourty**, tight end **Rob Gronkowski**, tackle **Nate Solder** and defensive end **Chandler Jones**. He joined the Patriots as an area scout in 2002, a role he served for four seasons. Robinson then spent two years (2006-07) as a regional scout, before being promoted to assistant director of college scouting in 2008 and then director of college scouting in 2009. In his time scouting for the Patriots the team won 10 division titles, four conference titles and two Super Bowls (2003, 2004).

Robinson played three years at Southeast Missouri State as a defensive lineman after starting his college career at the Air Force Academy. Following his college career as a player, he spent one season (1998) coaching at his alma mater and three years (1999-2001) coaching at Nicholls State.

A native of Union City, Tenn., Robinson and his wife, Jaimie, have two daughters, Taylor and Bailey.

Jon Robinson's Background:

2017-18: Tennessee Titans - Executive Vice President/General Manager

2016: Tennessee Titans - General Manager

2014-15: Tampa Bay Buccaneers - Director of Player Personnel

2009-13: New England Patriots - Director of College Scouting

2008: New England Patriots - Assistant Director of College Scouting

2006-07: New England Patriots - Regional Scout

2002-05: New England Patriots - Area Scout

1999-01: Nicholls State - Assistant Coach

1998: Southeast Missouri State - Assistant Coach

THREE WINNING SEASONS

Jon Robinson constructed a roster that produced three consecutive winning seasons in Robinson's first three years on the job. The club went 9-7 in 2016, 2017 and 2018, with a postseason berth following the 2017 campaign.

Robinson became only the second general manager in franchise history whose first three teams finished above the .500 mark, joining **Mike Holovak** (1989-91).

Additionally, Robinson's .563 winning percentage qualified as the third best among the franchise's general managers in their first three seasons (minimum three seasons).

Highest winning percentage in a general manager's first three seasons, franchise history:

New GM	1st 3 Seasons (or fewer)	Seasons Over .500	3-Year Total			
			W	L	T	Pct
Don Suman	1961-62 (2)	2	21	6	1	.768
Mike Reinfeldt	2007-09	2	31	17	0	.646
Mike Holovak	1989-91	3	29	19	0	.604
Jon Robinson	2016-18	3	27	21	0	.563
Bum Phillips	1975-77	2	23	19	0	.548
Don Klosterman	1966-68	1	19	22	1	.464
Frank "Pop" Ivy	1963 (1)	0	6	8	0	.429
Floyd Reese	1994-96	0	17	31	0	.354
Ruston Webster	2012-14	0	15	33	0	.313
Sid Gillman	1973-74 (2)	0	8	20	0	.286
Carroll Martin	1964-65 (2)	0	8	20	0	.286
Ladd Herzeg	1981-83	0	10	31	0	.244
John Breen	1971-72 (2)	0	5	22	1	.196

ROBINSON TO THE PLAYOFFS IN YEAR 2

In January 2016, Titans controlling owner **Amy Adams Strunk** hired general manager **Jon Robinson**, who helped turn the Titans into a playoff team by his second season.

Robinson became the fifth general manager in franchise history to have the team in the playoffs within his first two full seasons.

Titans/Oilers general managers in the playoffs within their first two full seasons:

Head Coach	First Full Season as General Manager	Postseason Berths in First Two Seasons
	2016	2017 (Year 2)
Jon Robinson	2016	2007, 2008 (Years 1 & 2)
Mike Reinfeldt	2007	1989, 1990 (Years 1 & 2)
Mike Holovak	1989	1967 (Year 2)
Don Klosterman	1966	1961, 1962 (Years 1 & 2)
Don Suman	1961	

FIRST-YEAR GENERAL MANAGERS

Jon Robinson was the 13th general manager hired in franchise history. In his first season, he helped lead the Titans to a 9-7 record after inheriting a 3-13 squad from 2015. No new general manager for the club had ever before seen a win increase of more than three games in his first season.

Robinson's nine wins were one shy of the previous record for a first-year general manager, a mark shared by **Mike Reinfeldt** (10-6 in 2007) and **Don Suman** (10-3-1 in 1961).

History of Titans/Oilers new general managers and improvement in first season:

New GM	1st Season	W-L in 1st Season	Team W-L Prev. Season	Win Improvement
	2016	9-7	3-13	6
Jon Robinson	2016	9-7	3-13	6
Ruston Webster	2012	6-10	9-7	-3
Mike Reinfeldt	2007	10-6	8-8	2
Floyd Reese	1994	2-14	12-4	-10
Mike Holovak	1989	9-7	10-6	-1
Ladd Herzeg	1981	7-9	11-5	-4
Bum Phillips	1975	10-4	7-7	3
Sid Gillman	1973	1-13	1-13	0
John Breen	1971	4-9-1	3-10-1	1
Don Klosterman	1966	3-11	4-10	-1
Carroll Martin	1964	4-10	6-8	-2
Frank "Pop" Ivy	1963	6-8	11-3	-5
Don Suman	1961	10-3-1	10-4	0

Among the four new NFL general managers hired in 2016, Robinson led the group by leading the Titans to six more wins than the previous season.

New NFL general managers in 2016:

New GM	Team	Team's		Win
		2016 W-L	2015 W-L	Improvement
Jon Robinson	Tennessee Titans	9-7	3-13	6
Chris Grier	Miami Dolphins	10-6	6-10	4
Bob Quinn	Detroit Lions	9-7	7-9	2
Paul DePodesta*	Cleveland Browns	1-15	3-13	-2

* Chief Strategy Officer

FREE AGENCY UNDER ROBINSON

2018

<u>Free Agents Signed</u>	<u>Former Team</u>
CB Malcolm Butler	New England
WR Michael Campanaro	Baltimore
LB Will Compton	Washington
QB Blaine Gabbert	Arizona
RB Dion Lewis	New England
S Kendrick Lewis	Baltimore
DL Bennie Logan	Kansas City
G Kevin Pamphile	Tampa Bay
OL Xavier Su'a-Filo	Houston
S Kenny Vaccaro	New Orleans
WR Nick Williams	Atlanta

<u>Free Agents Lost</u>	<u>New Team</u>
DB Curtis Riley	N.Y. Giants
QB Brandon Weeden	Houston
LB Avery Williamson	N.Y. Jets
G/C Brian Schwenke	New England
WR Eric Decker	New England

2017

<u>Free Agents Signed</u>	<u>Former Team</u>
LB Daren Bates	Oakland
S Johnathan Cyprien	Jacksonville
WR Eric Decker	N.Y. Jets
CB Demontre Hurst	Chicago
OL Tim Lelito	New Orleans
CB Logan Ryan	New England
S Brynden Trawick	Oakland
OLB Erik Walden	Indianapolis
KR/WR Eric Weems	Atlanta
NT Sylvester Williams	Denver

<u>Free Agents Lost</u>	<u>New Team</u>
T/G Byron Bell	Dallas
CB Valentino Blake	N.Y. Giants
TE Anthony Fasano	Miami
C/G Brian Schwenke	Indianapolis (later re-signed in Tennessee)
LB Sean Spence	Indianapolis
G Chance Warmack	Philadelphia
WR Kendall Wright	Chicago

2016

<u>Free Agents Signed</u>	<u>Former Team</u>
CB Brice McCain	Miami
C Ben Jones	Houston
QB Matt Cassel	Dallas
WR Rishard Matthews	Miami
LB Sean Spence	Pittsburgh
CB Valentino Blake	Pittsburgh
S Rashad Johnson	Arizona

<u>Free Agents Lost</u>	<u>New Team</u>
LB Zach Brown	Buffalo
LB Steven Johnson	Pittsburgh
OL Joe Looney	Dallas
CB Coty Sensabaugh	Los Angeles

TITANS ROSTER BREAKDOWN

On the Titans' season-ending 53-man roster (as of Dec. 30), there were 23 offensive players, 27 defensive players and three specialists. Twenty-five of the 53 players were added to the roster since the end of the 2017 campaign.

The following is a closer breakdown of the 53-man roster (as of Dec. 30, 2018):

By Draft Round:

First Round	9
Second Round	4
Third Round	3
Fourth Round	3
Fifth Round	9
Sixth Round	2
Seventh Round	1
Undrafted	22

Years in NFL (including 2018):

11th	2
10th	2
9th	1
8th	3
7th	4
6th	7
5th	4
4th	2
3rd	8
2nd	8
1st	4
Rookie	8

By Age (age as of season opener on Sept. 9, 2018):

20-24	23
25-28	21
29-32	9
33+	0

By Position:

LB	12
OL	9
WR	5
DL	5
S	5
CB	5
TE	3
RB/FB	3
Specialists	3
QB	3

Drafted by the Titans: 17

New players in 2018: 25

Oldest player: P Brett Kern (2/17/86)

Youngest player: OLB Harold Landry III (6/5/96)

Tallest player: OL Dennis Kelly (6-8)

Shortest player: RB Dion Lewis, WR Cameron Batson (5-8)

Most seasons with the Titans (including 2018): P Brett Kern (10)

Most NFL seasons (including 2018): LB Wesley Woodyard and P Brett Kern (11)

States that produced the most current Titans (high school location):
Georgia - 5 (Kevin Byard, Kenneth Durden, Corey Levin, Brynden Trawick, Wesley Woodyard)

California - 4 (Jayon Brown, Dane Cruikshank, Matt Dickerson, Jeremy McNichols)

University that produced the most current Titans:

Alabama, **Boise State**, **Missouri**, **Nebraska**, **Penn State**, **Tennessee**, **Texas**, **UCLA** and **Virginia** (tied) - 2

FREE AGENCY PRIMER

Q. When does the 2018 free agency signing period begin?

A. At 3:00 PM CT on Wednesday, March 13.

Q. What are the categories of free agency?

A. Players are either "Restricted Free Agents" or "Unrestricted Free Agents." A Restricted Free Agent may be subject to a qualifying offer. A Restricted or Unrestricted Free Agent may be designated by his prior club as its Franchise Player or Transition Player.

Q. What is the time period for free agency signings this year?

A. For Restricted Free Agents, from March 13 to April 19. For Unrestricted Free Agents who have received the "May 7" tender from their prior club, from March 13 to July 22 (or the first scheduled day of the first NFL training camp, whichever is later). For Franchise Players, from March 13 until the Tuesday following the 10th week of the regular season, November 12. For Transition Players, from March 13 until July 22. If the above-listed players do not sign by November 12, they must sit out the season.

Q. What is permitted during the three-day negotiating period prior to the start of free agency?

A. Beginning Monday, March 11 and ending at 2:59:59 p.m. CT on Wednesday, March 13, clubs are permitted to contact, and enter into negotiations with, the certified agents of players who will become Unrestricted Free Agents upon the expiration of their 2018 player contracts at 3:00 p.m. CT on March 13. However, a contract cannot be executed with a new club until 3:00 p.m. CT on March 13.

During this negotiation period, a prospective unrestricted free agent cannot visit a club (other than the player's current club) at its permanent facility or at any other location, and no direct contact is permitted between the player and any employee or representative of a club (other than the player's current club). If a player is self-represented, clubs are prohibited from discussions with the player during the negotiating period.

Clubs (other than the player's current club) may not discuss or make any travel arrangements with prospective unrestricted free agent players, their certified agents, or anyone else associated with the player until the expiration of those players' 2018 Player Contracts at 3:00 p.m. CT on March 13.

The three-day negotiating period applies only to potential unrestricted free agents; it does not apply to players who are potential Exclusive Rights Players or Restricted Free Agents, or to players who have been designated as Franchise Players or Transition Players.

Q. What is the difference between a restricted free agent and an unrestricted free agent?

A. In the 2019 League Year, players with three accrued seasons become Restricted Free Agents when their contracts expire at the conclusion of the 2018 League Year. Unrestricted Free Agents have completed four or more accrued seasons. An Unrestricted Free Agent is free to sign with any club with no draft choice compensation owed to his old club.

Q. What constitutes an "accrued season"?

A. Six or more regular-season games on a club's active/inactive, reserved/injured or reserve/physically unable to perform lists.

Q. What could restrict the ability of a Restricted Free Agent to sign with a new club?

A. If he has received a "qualifying offer" (a salary tender predetermined by the Collective Bargaining Agreement between the league and its players) from his old club. He can negotiate with any club through April 19. If the restricted free agent signs an offer sheet with a new club, his old club can match the offer and retain him because the qualifying offer entitles it to a "right of first refusal" on any offer sheet the player signs. If the old club does not match the offer, it may receive draft choice compensation depending on the amount of its qualifying offer. If an offer sheet is not executed on or before April 19, the player's negotiating rights revert exclusively to his old club. In addition, a player who would otherwise be a restricted free agent may be designated by his old club as its franchise player or transition player.

Q. What determines an unrestricted free agent?

A. A player with four or more accrued seasons whose contract has expired. He is free to sign with any club, with no draft choice compensation owed to his old club, through July 22 (or the first scheduled day of the first NFL training camp, whichever is later). At that point, his negotiating rights revert exclusively to his old club if by May 7 the old club tendered the player a one-year contract for 110 percent of his prior year's

salary. His old club then has until the Tuesday following the 10th week of the regular season (November 12) to sign him. If he does not sign by that date, he must sit out the season. If no tender is offered by May 7, the player can be signed by any club at any time throughout the season.

Q. What determines a franchise player?

A. The salary offer by a player's club determines what type of franchise player he is: exclusive or non-exclusive.

An "exclusive" franchise player – not free to sign with another club – is offered the greater of (i) the average of the top five salaries at the player's position for the current year as of the end of the Restricted Free Agent Signing Period; or (ii) the amount of the Required Tender for a non exclusive franchise player, as explained below.

The methodology for calculating the Required Tender for a non-exclusive franchise player is explained in Article 10, Section 2(a)(i) of the Collective Bargaining Agreement. It is known as the "Cap Percentage Average" for calculating the Required Tender for such a player: "The Nonexclusive Franchise Tender shall be a one year NFL Player Contract for (A) the average of the five largest Prior Year Salaries for players at the position . . . at which the Franchise Player participated in the most plays [formerly, "games"] during the prior League Year, which average shall be calculated by: (1) summing the amounts of the Franchise Tags for players at that position for the five preceding League Years; (2) dividing the resulting amount by the sum of the Salary Caps for the five preceding League Years . . . ; and (3) multiplying the resulting percentage by the Salary Cap for the upcoming League Year . . . (the "Cap Percentage Average") . . . ; or (B) 120% of his Prior Year Salary, whichever is greater . . ."

If a club extends a Required Tender to a non-exclusive franchise player pursuant to this section, the player shall be permitted to negotiate a player contract with any club, except that draft choice compensation of two first-round draft selections shall be made in the event he signs with a new club.

Q. How many franchise and transition players can a team designate each season?

A. A team can designate one "franchise" player or one "transition" player among its potential restricted or unrestricted free agents.

Q. Can a club withdraw its franchise or transition designation on a player?

A. Yes. A club can withdraw its franchise or transition designation, and the player then automatically becomes an unrestricted free agent, either immediately if the tender is withdrawn after the start of the 2019 league year, or when his 2018 contract expires if the tender is withdrawn before the start of the 2019 league year.

Q. After withdrawing the designation, can a club then designate another player?

A. Not in the 2019 season.

Q. Have the Titans used the franchise or transition designations recently?

A. The last Titans player to receive the franchise designation was safety **Michael Griffin** in 2012. After receiving the franchise tag, Griffin and the Titans reached a long-term contract agreement. Prior to Griffin, the Titans used the franchise designation in 2008 on defensive tackle **Albert Haynesworth** and in 2009 on tight end **Bo Scaife**. Before Haynesworth, the Titans had not applied the franchise tag to a player since **Blaine Bishop** in 1997. The transition designation has not been used by the Titans since they applied it to punter **Craig Hentrich** in 2003. The tag was removed after one week, and he was signed to a long-term contract.

Q. What is the salary cap for 2019?

A. The NFL has not yet released the salary cap figure for 2018, but it is expected to exceed the salary cap from 2018, which was \$177.2 million per club.

Q. When do teams have to be in compliance with the salary cap?

A. At the start of the 2019 League Year, which begins at 3:00 p.m. CT on March 13.

Q. If a team is under the salary cap at the end of a given season, can the team carry over room to the next season?

A. Yes. A team may carry over room from one League Year to the following League Year by submitting notice to the NFL prior to 3:00 p.m. CT on the day before the team's final regular-season game indicating the amount of its remaining room that the club wishes to carry over.

Q. What is the maximum amount of room that a club can carry over?

A. One hundred percent of its remaining room.

2019 NFL DRAFT IN NASHVILLE



What You Need to Know About the NFL Draft in Nashville, from the Main Stage Location to Selection Square to the Red Carpet. The Best News? It's Free

By Jim Wyatt
TitansOnline.com
Jan. 30, 2019

ATLANTA – After drafts in New York City, Chicago, Philadelphia and Dallas, Nashville is up next for the 2019 NFL Draft.

And now we know much more about what the NFL and the city have planned.

First, the biggest news:

- The main NFL Draft stage will be on First and Broadway. Draft picks on the main stage will take place the evenings of April 25 (Thursday) and April 26 (Friday) and during the afternoon of April 27 (Saturday).
- Schermerhorn Symphony Center will be host to Selection Square, which features the team tables where representatives from each club will make their draft selections.
- The NFL Draft Experience, a three-day football festival, will be held in the parking lots and areas surrounding Nissan Stadium.
- The NFL Draft Red Carpet will take place on April 25 (Thursday) at The Green at Riverfront Park.
- Concerts with “high level talent” are being planned for on the main stage on Broadway all three days, and on another stage across the Cumberland River. The performers will be announced at a later date.
- Admission is free. There will be limited seating areas (and some VIP areas), but the idea is most fans can stand, and walk.
- The NFL and the city are expecting crowds approaching 300,000 for the weekend in an area organizers are calling the largest festival footprint ever for an NFL Draft.

“I think every year we have raised the bar, and I am incredibly confident that in Nashville, we’ll raise it again,” said Matt Shapiro, Vice President, Event Strategy & Integration at the National Football League. “Just how special that downtown area is, and the energy that comes on every single day of the week, it is a really exciting prospect to think about bringing the energy and excitement of our draft to an area that on its own has that level of energy and excitement. I think it has that multiplier effect that puts the draft at a level we’ve never seen before.”

Butch Spyridon, President/CEO Nashville Convention & Visitors Corp, can hardly wait.

Spyridon is scheduled to be in Atlanta today at a booth in the Super Bowl LIII Media Center, where he’ll join a team working to publicize the upcoming draft, and Nashville.

“I am extremely excited,” Spyridon said. “It will be interactive, immersive, entertaining and free. With free being the buzzword. This is that icing on the cake that says: Nashville can do this as well as anybody. That is what motivates me as much as anything – that the city can shine at the highest level.

“The campus is going to be user friendly. There’s going to be world class

entertainment, 1,000 media and three networks carrying this thing. It has everything we’ve all worked for to put Nashville on the biggest stage we can up to this point.

“Come to Nashville, and join in the party.”

Some other details about draft weekend in Nashville:

The NFL Draft Experience presented by Oikos Triple Zero will invite families and fans of all ages to enjoy a free admission, three-day football festival held surrounding Nissan Stadium. Fans can participate in interactive exhibits, immersive games, virtual reality experiences, free player autograph sessions and more.

The Draft Experience will include:

- Autograph Stage with current NFL players and NFL Legends.
- Interactive games, Play Football clinics, and PLAY 60 Zone for the smallest NFL fans.
- Photo with the Vince Lombardi Trophy.
- NFL Shop at Draft with exclusive NFL merchandise.
- Taste of Tailgate with Nashville restaurants and Bud Light Bars.
- NFL Draft Experience stage with TBD artists.

The hours of operation for the NFL Draft Experience are as follows:

- April 25 (Thursday): 12 p.m. – 10 p.m.
- April 26 (Friday): 12 p.m. – 10 p.m.
- April 27 (Saturday): 9 a.m. – 6 p.m.

Shapiro said officials from the NFL have made over a half-dozen visits to Nashville in recent months in the planning stages. Back in May, when Nashville was awarded the draft, the NFL vowed to incorporate iconic city landmarks across the Music City stretching from Lower Broadway to Nissan Stadium.

After considering several venues for the main draft stage, including Nissan Stadium and Ascend Amphitheatre, the NFL decided on a stage on Broadway and First Avenue, based in part by the success of the Titans uniform unveiling last year, Shapiro said. Fans will be able to line the streets of Broadway to watch as picks are announced.


“We saw the energy of lower Broadway (at the Titans uniform event), and thought if we could build on that momentum and do a little bit more,” Shapiro said. “We decided the most iconic way to do it was to do it at the end of lower Broadway.”

“We wanted to do the city justice and make sure it’s highlighted in the best way possible. Our feeling was there’s no better way to do it that to put that stage on lower Broadway.”

The stage will be massive, Spyridon said. While there will be some ticketing for VIPs – a limited number of Titans season tickets holders will also be selected to sit in the “Inner Circle” – “generally speaking, this is a very free, open, flowing event,” Shapiro said.



2019 NFL DRAFT IN NASHVILLE



The Nashville Convention & Visitors Corp, in partnership with the Titans, led the bid process for the NFL Draft on behalf of the city. The NFL announced Nashville would be the home for the draft last May.

"The NFL Draft will be one of the biggest sports events in the history of Tennessee -- another great opportunity for Nashville to welcome the world and show fans, players and media what we're all about," Nashville Mayor David Briley said. "We're looking forward to showing off our city and our unrivaled live music scene to all who attend. Events like this generate important revenues that allow us to make long-term investments that benefit all of Nashville. I'm glad the NFL agrees that our great city, which the Titans have called home for 20 years, is the perfect location to kick off its 100th season."

ESPN, ABC and NFL Network will all be set up with broadcast booths on Broadway, Spyridon said. Large viewing screens will also be arranged along lower Broadway.

In addition to the draft, the NFL is planning on a concert on the main stage on Thursday before the first round of the draft, with more shows following the draft on Friday night and Saturday. There will also be music on a stage in the parking lots of Nissan Stadium.

"Whenever we go to a city, we want to embrace what makes that city unique and special," Shapiro said. "And there was no doubt in our minds as we started to go down this path we wanted to make sure music was a central part of what we're doing. Music will be weaved throughout."

Spyridon said the performers, and more information, will be made available in the coming months.

He's already praying for good weather. He reminded the city has put on 14 celebrations on July 4th, and 10 New Year's Eve celebrations, and not canceled any.

Shapiro said Selection Square at Symphony Hall was scheduled for inside so there would be no delays, no matter the weather. Spyridon said there will

be viewing of the main hall during draft weekend, but not the entire building.

The NFL Draft returns to primetime with Round 1 on Thursday, April 25. Rounds 2 and 3 will follow on Friday, April 26, and Rounds 4-7 will conclude the event on Saturday, April 27.

"We are incredibly excited about the 2019 NFL Draft in Nashville," Shapiro said. "It was a long process to determine the ideal host city and we think we found that in Nashville, and we feel even better about that as we dig into some of the plans and lay out what the draft is going to look like."

"It will probably be the most energetic draft environment that we've had in terms of the energy that downtown Nashville already brings every day of the week. The thought of how the draft will help amplify that is incredibly exciting."

As for fans who've never attended an NFL Draft, Shapiro said there's something for everyone.

The NFL Draft has grown into one of the biggest sporting events of the year. The 2018 event set a record as the highest-rated and most-watched draft ever, eclipsing the previous record set in 2014.

With big crowds expected, parking information, ride-share dropoff locations and other details will be announced in the coming weeks, the Convention and Visitors Corp. said.

"They should expect to have a great time," he said. "And what's good about the draft is no matter what type of fan you are, whether you are a fan of the Titans, the Chiefs, the Jets, or the Seahawks -- and whether you are an incredibly avid fan who wants to know who the Titans take in the sixth round, or you're a casual fan who just wants to spend the day outside enjoying music and food and free games and activity and just follow along with the draft -- there's something for you."

"So this will be a fantastic event in a fantastic city. The draft is really all about hope for the future, so no matter where your team finished this year, the draft is Nashville is going to give you an opportunity to get right back into it."

[READ: Nashville Officials at Super Bowl LIII Spreading the Word About the City, and the 2019 NFL Draft](#)

NFL DRAFT LOCATION HISTORY

Draft	City
1936	Philadelphia
1937	New York
1938	Chicago
1939	New York
1940	Milwaukee
1941	Washington, D.C.
1942-44	Chicago
1945-47	New York
1948	Pittsburgh
1949-50	Philadelphia
1951	Chicago
1952	New York
1953-54	Philadelphia
1955	New York
1956	Philadelphia (Rnd 1-3) Los Angeles (Rnd 4-30)
1957-61	Philadelphia
1962-64	Chicago
1965-2014	New York
2015-16	Chicago
2017	Philadelphia
2018	Dallas
2019	Nashville
2020	Las Vegas

TITANS SCHEDULED TO PICK 19TH


The Titans currently own six total choices in the 84th National Football League Player Selection Meeting, which commences on April 25.

The NFL will conduct the seven-round draft in Nashville. Multiple sites downtown will be used to house various elements of the draft, including the main draft stage at First and Broadway.

Meanwhile, Titans executive vice president/general manager **Jon Robinson**, head coach **Mike Vrabel** and their staffs will be headquartered at Saint Thomas Sports Park in MetroCenter, just north of downtown.

The draft, which was held in Dallas last year and Philadelphia in 2017, will once again be set in primetime for Rounds 1-3. Round 1 will take place on Thursday, April 25, while Rounds 2-3 will be held on Friday, April 26. It will conclude on Saturday, April 27 with Rounds 4-7. The current three-day format was unveiled for the first time in 2010.

The entire draft is scheduled to be televised by ABC, NFL Network, ESPN and ESPN Deportes.



SIX PICKS

The Titans possess six of their original seven selections in the draft. They have one pick in every round except for the sixth round, having surrendered that choice in the 2018 trade with the Baltimore Ravens for outside linebacker **Kamalei Correa**.

The Titans ended up picking only four players in 2018 as a result of multiple trades.

Additionally, the NFL will award a total of 32 compensatory picks to teams in Rounds 3-7, based on net unrestricted free agency losses in 2018. The NFL typically announces the compensatory picks in March.

2019 TITANS DRAFT PICKS	
ROUND	OVERALL
1	19
2	51
3	82
4	TBD
5	TBD
6 *	TBD
7	TBD

* Traded to Baltimore

THE 19TH PICK

In determining draft order, non-playoff clubs select first through 20th, according to the reverse order of their standing (i.e., the team with the worst record receives the first pick, the team with the second-worst record receives the second pick, etc.). Playoff teams select 21st through 32nd based on their level of advancement in the postseason.

The Titans owned the second-best record of any non-playoff team behind the Pittsburgh Steelers (9-6-1). That earned the Titans the 19th overall pick and the 19th slot in each round.

The only other occasion in franchise history the Titans used the 19th overall pick was 2007, when they took University of Texas safety **Michael Griffin**. Griffin would eventually play nine seasons and 141 total games with the Titans. He was named to a pair of Pro Bowls and finished his career tied for eighth place in franchise history with 25 interceptions.

In 52 drafts since 1967, when the NFL and AFL agreed to a "common draft," there have been 18 No. 19 overall picks (34.6 percent) that have gone on to make at least one Pro Bowl. Three No. 19 picks have entered the Pro Football Hall of Fame: defensive back **Roger Wehrli** (1969, St. Louis Cardinals), guard **Randall McDaniel** (1988, Minnesota Vikings) and wide receiver **Marvin Harrison** (1996, Indianapolis Colts).

Last year with the 19th-overall pick, the Dallas Cowboys selected linebacker **Leighton Vander Esch**, who earned Associated Press Second-Team All-Pro honors as a rookie. Other recent noteworthy 19th picks include the following: tight end **O.J. Howard** (2017, Tampa Bay Buccaneers), offensive lineman **Ja'Wuan James** (2014, Miami Dolphins), offensive lineman **Justin Pugh** (2013, New York Giants), defensive back **Prince Amukamara** (2011, New York Giants), wide receiver **Jeremy Maclin** (2009, Philadelphia Eagles), defensive back **Antonio Cromartie** (2006, San Diego Chargers), defensive lineman **Casey Hampton** (2001, Pittsburgh Steelers) and running back **Shaun Alexander** (2000, Seattle Seahawks).

ROBINSON PREPARES FOR FOURTH DRAFT

Robinson is three years into his tenure as Titans general manager. He was named to the post on Jan. 14, 2016, and in 2017, controlling owner **Amy Adams Strunk** added executive vice president to his title.

In 2016, Robinson finished his first draft process with 10 picks after having his hands on 17 total selections at one time or another due to trades. All 10 members of the draft class appeared in at least one game for the

team, and six of them remained with the team through 2018.

Two members of the 2016 draft class have already earned Associated Press first-team All-Pro honors: first-round right tackle **Jack Conklin** as a rookie and third-round safety **Kevin Byard** in his second campaign. Byard, who led the NFL in 2017 with 10 takeaways (eight interceptions and two fumble recoveries) also was named to the Pro Bowl in 2017.

Derrick Henry, a second-rounder in 2016, led the Titans in rushing in both 2017 (744 yards) and 2018 (1,059 yards). He set the franchise records for most scrimmage yards in a playoff game (191 at Kansas City on Jan. 6, 2018) and most rushing yards in a game (238 vs. Jacksonville on Dec. 6, 2018).

In 2017, Robinson made a total of nine draft picks, and six of them remained with the club through 2018. The group accumulated 76 combined games and 42 starts as rookies and 90 games with 56 starts in 2018.

Wide receiver **Corey Davis** was chosen with the fifth-overall choice in 2017. While battling through multiple injuries as a rookie, he contributed 34 receptions for 375 yards and added nine receptions for 98 yards and a team-high two touchdowns during the playoffs. Then, in his second year, he led the offense in receiving with 65 catches for 891 yards and four touchdowns.

Cornerback **Adoree' Jackson**, the Titans' second first-round choice in 2017 (18th overall), started every game and ranked second in the NFL in total snaps in 2017 (1,260). In his second campaign, he posted two interceptions and was a key cog in the NFL's sixth-ranked pass defense. He also handled the vast majority of the team's return duties for his first two years.

From the same draft class as Davis and Jackson, the Titans also received significant contributions in 2017 and 2018 from third-round wide receiver **Taywan Taylor**, third-round tight end **Jonnu Smith** and fifth-round linebacker **Jayon Brown**.

Robinson's third draft class was smaller, comprised of only four players. However, three of those players were key contributors in 2018. First-round pick **Rashaan Evans** (22nd overall) played in 15 games with seven starts at inside linebacker, totaling 63 tackles. Second-round outside linebacker **Harold Landry III** also played in 15 games (three starts), posting 4.5 sacks, while fifth-round defensive back **Dane Cruikshank** became one of the team's leading special teams players in 12 contests.

FIRST-ROUNDERS: OFFENSE OR DEFENSE?

Since the team's initial draft as a charter member of the American Football League in 1960, the Titans have made 55 first-round selections, using that pick on an offensive player 32 times and on defense 23 times.

On offense, running backs lead the list, having been chosen eight times in the first round, three of which were Heisman Trophy winners: **Billy Cannon** (1960), **Earl Campbell** (1978) and **Eddie George** (1996). The most recent was **Chris Johnson**, the 24th overall selection in 2008 who went on to rush for 1,228 yards as a rookie and eclipse 2,000 yards in his second season.

On the defensive side of the ball, linebackers have been selected the most—eight times—by the Titans in the first round. **Robert Brazile** (1975), **Lamar Lathon** (1990) and **Keith Bulluck** (2000) headline the linebackers chosen. In 2018, the Titans selected linebacker **Rashaan Evans** with their first-round pick.

Breakdown of Titans' All-Time First-Round Picks by Position:

Offense	32	Defense	22
Running Back	8	Linebacker	8
Quarterback	6	Defensive End	6
Tackle	6	Cornerback	4
Guard	5	Defensive Tackle	4
Wide Receiver	5	Safety	1
Tight End	2		
Center	0		

In nine of the 20 drafts in the "Titans era" (since 1999), Tennessee has chosen a defensive player with its initial pick (including second-round picks in years without a first-round selection). Prior to Evans, however, the last defensive player taken with the Titans' first pick was outside linebacker/defensive end **Derrick Morgan** in 2010. In 2017, the Titans had two first-round picks and used the second one on cornerback **Adoree' Jackson**.

From 2008–2017, the trend was for the Titans to take offensive players first. That side of the ball was addressed nine times in the first round, with the selections of running back **Chris Johnson** (2008), wide receiver **Kenny Britt** (2009), quarterback **Jake Locker** (2011), wide receiver **Kendall Wright** (2012), guard **Chance Warmack** (2013), tackle **Taylor Lewan** (2014), quarterback **Marcus Mariota** (2015), tackle **Jack Conklin** (2016) and wide receiver **Corey Davis** (2017).

2019 NFL DRAFT FIRST-ROUND ORDER

Team	2018 Results				Schedule Strength
	W	L	T	Pct	
1. Arizona Cardinals	3	13	0	.188	.527
2. San Francisco 49ers	4	12	0	.250	.504
3. New York Jets	4	12	0	.250	.506
4. Oakland Raiders	4	12	0	.250	.547
5. Tampa Bay Buccaneers	5	11	0	.313	.523
6. New York Giants	5	11	0	.313	.527
7. Jacksonville Jaguars	5	11	0	.313	.549
8. Detroit Lions	6	10	0	.375	.504
9. Buffalo Bills	6	10	0	.375	.523
10. Denver Broncos	6	10	0	.375	.523
11. Cincinnati Bengals	6	10	0	.375	.535
12. Green Bay Packers	6	9	1	.406	.488
13. Miami Dolphins	7	9	0	.438	.469
14. Atlanta Falcons	7	9	0	.438	.482
15. Washington Redskins	7	9	0	.438	.486
16. Carolina Panthers	7	9	0	.438	.508
17. Cleveland Browns	7	8	1	.469	.516
18. Minnesota Vikings	8	7	1	.531	.504
19. Tennessee Titans	9	7	0	.563	.520
20. Pittsburgh Steelers	9	6	1	.594	.504
21. Seattle Seahawks	10	6	0	.625	.484
22. Baltimore Ravens	10	6	0	.625	.496
23. Houston Texans	11	5	0	.688	.471
24. Oakland Raiders (from Chicago)	4	12	0	.250	.547
25. Philadelphia Eagles	9	7	0	.563	.518
26. Indianapolis Colts	10	6	0	.625	.465
27. Oakland Raiders (from Dallas)	4	12	0	.250	.547
28. Los Angeles Chargers	12	4	0	.750	.477
29. Kansas City Chiefs	12	4	0	.750	.480
30. Green Bay Packers (from New Orleans)	6	9	1	.406	.488
31. Los Angeles Rams	13	3	0	.813	.480
32. New England Patriots	11	5	0	.688	.482

Order as of Feb. 5, 2019

DAY 3 PICKS

Through the years, the Titans have found a number of “hidden gems” in the second half of the draft who have become productive players and starters. Since 1995, the franchise has found 35 regular starters (started 10 games or more in at least one season unless otherwise noted below) through the years with selections in Rounds 4-7.

In 2018, the Titans had several of their own former Day 3 picks contribute on a regular basis, including three who served as starters: defensive end **DaQuan Jones** (fourth round in 2014), linebacker **Jayon Brown** (nine starts; fifth round in 2017) and wide receiver **Tajae Sharpe** (fifth round in 2016).

Titans with starting roles found in Rounds 4-7 since 1995 (started at least 10 games in one or more seasons, unless otherwise noted):

Year	Player	Position	Round
1995	Michael Roan	TE	4
1995	Gary Walker	DE	5
1996	Jon Runyan	T	4
1997	Derrick Mason	WR	4
1998	Benji Olson	G	5
1998	Kevin Long	C	7
2000	Peter Sirmon	LB	4
2000	Robaire Smith	DT	6
2001	Justin McCareins	WR	4
2002	Justin Hartwig	C	6
2002	Carlos Hall	DE	7
2004	Jacob Bell	G	5
2005	Vincent Fuller*	DB	4
2005	David Stewart	T	4
2005	Roydell Williams	WR	4
2005	Bo Scaife	TE	6
2005	Reynaldo Hill	CB	7
2005	Eugene Amano	G	7
2006	Calvin Lowry	S	4
2006	Stephen Tulloch	LB	4
2006	Cortland Finnegan	CB	7
2007	Leroy Harris	G/C	4
2007	Jacob Ford*	DE	6
2008	William Hayes	DE	4
2009	Gerald McRath*	LB	4
2009	Jason McCourty	CB	6
2010	Alterraun Verner	CB	4
2010	Marc Mariani*	KR/PR	7
2011	Colin McCarthy*	LB	4
2011	Karl Klug*	DL	5
2012	Coty Sensabaugh*	CB	4
2013	Brian Schwenke	C	4
2014	DaQuan Jones	DE	4
2014	Avery Williamson	LB	5
2016	Tajae Sharpe	WR	5
2016	LeShaun Sims*	CB	5
2017	Jayon Brown*	LB	5

Pro Bowl players listed in **bold type**

* Fuller did not start 10 games in any season but served full-time as the nickel defensive back from 2007-10; Ford did not start more than five games in a season but led the team in sacks from 2008-10; McRath was a starter at outside linebacker in 2010; Mariani was named to the Pro Bowl as a returner in 2010; McCarthy took over starting duties midway through his rookie season; Klug was not a regular starter but led the team in sacks as a rookie; Sensabaugh served full-time as the nickel defensive back in 2013 and 2014; Sims started nine total games in his first three seasons; Brown was the team's nickel linebacker from 2017-18.

UNDRAFTED TALENT

At the conclusion of Round 7 of the draft, the Titans personnel department remains at work. At that point, general manager **Jon Robinson** and his staff along with head coach **Mike Vrabel** and his assistants begin the process of contacting undrafted players the team hopes to sign as free agents.

In 2018, the Titans signed 26 rookie free agents in the days following the draft. They finished the season with five of those players on the 53-man roster: wide receiver **Cameron Batson**, defensive end **Matt Dickerson**, outside linebacker **Sharif Finch**, defensive back **Joshua Kalu** and guard **Aaron Stinnie**. Finch played more defensive snaps (206) than any undrafted rookie for the Titans since 2005.

Three more of the team's original undrafted free agents from 2018 finished the year on the practice squad: wide receiver **Devin Ross**, safety **Damon Webb** and running back **Dalyn Dawkins**. Undrafted rookie punter/kicker **Austin Barnard** spent the entire season on injured reserve.

Additional former undrafted free agents who were originally signed by the Titans and remain with the team include long snapper **Beau Brinkley** (2012), guard **Quinton Spain** (2015) and tackle **Tyler Marz** (2016).

There are several more players with the Titans who were initially signed as undrafted free agents with other teams, including the following: punter **Brett Kern**, linebacker **Wesley Woodyard**, guard **Josh Kline**, safety **Brynden Trawick**, linebacker **Daren Bates**, linebacker **Will Compton**, cornerback **Malcolm Butler**, wide receiver/returner **Darius Jennings** and tight end **Anthony Firkser**.

At the end of the 2018 season, 25 of the team's 53 active players were undrafted.

DRAFT PICKS BY POSITION

In 59 drafts in the history of the Titans organization, the team has drafted more offensive linemen than any other position. There have been a total of 192 tackles, guards and centers drafted, 77 more than the next highest drafted position, running back/fullback, which has had 115 players drafted by the Titans.

Below is a breakdown of the team's 811 all-time draft picks by position groups.

Titans all-time drafts by position group:

Position Group	No. Draft Picks
1. Offensive Line	192
2. Running Back/Fullback	115
3. Defensive Backs	109
4. Linebacker	105
5. Defensive Line	90
6. Wide Receiver	85
7. Tight End	63
8. Quarterback	41
9. Kicker/Punter	11

For the past 10 years, more defensive backs (cornerbacks and safeties) have been drafted into the NFL than any other position. Among the entire 256-member 2018 NFL draft class, there were 45 defensive backs selected, one more than the 44 linebackers chosen. The last time another position group out-numbered the defensive backs was 2006, when 50 offensive linemen were chosen, versus 49 corners/safeties.

Total number of NFL draft picks by position, 2018:

Position Group	No. Draft Picks
1. Defensive Backs	45
2. Linebacker	44
3. Defensive Line	39
4. Offensive Line	39
5. Wide Receiver	33
6. Running Back/Fullback	22
7. Tight End	14
8. Quarterback	13
9. Kicker/Punter	6
10. Long Snapper	1

TITANS DRAFT NUMBERS

6

After trades, the total number of draft picks the Titans possess in the 2019 NFL Draft. The Titans traded a sixth-round pick to Baltimore in exchange for outside linebacker **Kamalei Correa** prior to the 2018 season.

10

First-round draft picks currently on the Titans roster.

13

Players drafted by the Titans who started at least nine games during the 2018 season.

14

Number of trades made by Titans general manager **Jon Robinson** in his first three years with the Titans (2016–2018).

18

Number of seasons, including 2019, that Titans general manager **Jon Robinson** has spent in the NFL.

19

The overall pick in the first round assigned to the Titans as a result of their 9-7 record.

20

All-time draft picks by the Titans/Oilers from the University of Texas, which is the most of any school for the team. Oklahoma is second with 15 draft picks by the team.

20

The total number of players on the final 53-man roster or injured reserve in 2018 who were drafted by the Titans.

51

The overall pick the Titans possess in the second round of this year's draft (19th pick of the second round).

82

The overall pick the Titans possess in the third round of this year's draft (19th pick of the third round).

127

The combined number of games started for the Titans in 2018 by their 2016-18 Titans draft picks.

174

Draft picks by the organization since it became the Titans in 1999.

192

The total number of offensive linemen drafted in franchise history, the highest total of any position group. Running backs/fullbacks are second with 115.

250,000

People expected to attend the NFL Draft in Nashville from April 25-27, which would make it the biggest sporting event in the history of the state of Tennessee. (source: Nashville Convention & Visitors Corp)

45 million

Estimated total television viewers of the NFL Draft in Nashville from April 25-27.

THE TITANS AND DRAFT TRADES

More often than not in recent history, the Titans' draft is altered by at least one trade. The 2007 and 2011 drafts were the only selection processes in the last 16 years in which the Titans did not deal or acquire picks via trade.

In 2018, general manager **Jon Robinson** made a total of three trades during the draft. He traded up three spots in the first round (25th to 22nd) in order to select linebacker **Rashaan Evans**. In the second round, he traded up to grab outside linebacker **Harold Landry III**. Finally, in the fifth round, he traded up for defensive back **Dane Cruikshank**. As a result of trades, the Titans had only four picks in the draft.

Robinson has been more likely to trade in the first round than other recent Titans general managers. The team was not involved in a first-round trade from 2005 through 2015. Then, in Robinson's first year, the Titans made one of the biggest trades in franchise history. Originally the owners of the No. 1 pick, the Titans dealt the selection to the Los Angeles Rams along with a fourth-round pick (113th overall) and a sixth-rounder (177th overall). In exchange, the Titans received the 15th overall pick in the first round, two second-rounders (43rd and 45th overall), a third-rounder (76th overall) and first- and third-round picks in 2017.

Trades involving the Titans' first-round draft pick since 1990:

	Original Round (overall)	Trade With	Compensation Received Round (overall--player selected)
2018	1 (25)	Bal	1 (22--LB Rashaan Evans)
	4 (125)		6 (215--traded)
2016-a	1 (1)	LA	1 (15--traded)
	4 (113)		2 (43--DL Austin Johnson)
	6 (177)		2 (45--RB Derrick Henry)
			3 (76--traded)
			2017 1st Round (5--WR Corey Davis)
			2017 3rd Round (100--WR Taywan Taylor)
2016-b	1 (15)	Cle	1 (8--T Jack Conklin)
	3 (76)		6 (176--traded)
	2017 2nd Round (52)		
2004	1 (27)	HOU	2 (40--TE Ben Troupe)
	5 (159)		3 (71--DT Randy Starks)
			4 (103--DE Bo Schobel)
			5 (138--G Jacob Bell)
2002	1 (14)	NYG	1 (15--DT Albert Haynesworth)
			4 (115--CB Tony Beckham)
2001	1 (29)	STL	DE Kevin Carter
1997	1 (13)	KC	1 (18--Kenny Holmes)
	4 (110)		3 (81--T Scott Sanderson)
			4 (116--traded)
			6 (181--LB Dennis Stallings)
1996	1 (9)	OAK	1 (17--traded*)
			2 (48--G Jason Layman)
			4 (109--T Jon Runyan)
<i>* Note: The Titans traded down from ninth to 17th and then traded with Seattle back up to 14th to select RB Eddie George.</i>			
1993	1 (19)	PHI	1 (13--T Brad Hopkins)
	3 (75)		
1992	1 (23)	SD	DE Lee Williams
	WR Shawn Jefferson		
1991	1 (17)	NE	2 (28--DB Mike Dumas)
			4 (101--DT David Rocker)

PICKS BY COLLEGE CONFERENCE

Since 1994, the first year of the NFL's current seven-round draft format, the Titans have selected 39 players from the Southeastern Conference, more than any other conference. The Big Ten Conference is second on the list, having sent 33 players to the organization, followed by the Pacific 12 Conference (30; formerly the Pac-10) and the Atlantic Coast Conference (22).

In 2018, the Titans selected two players from the Pac-12, taking Arizona defensive back **Dane Cruikshank** in the fifth round and Washington State quarterback **Luke Falk** in the sixth round. The remaining two players came from the SEC (Alabama linebacker **Rashaan Evans**, first round) and the ACC (Boston College outside linebacker **Harold Landry III**, second round).

Titans picks by conference in the seven-round era (1994-present):

Conference	Titans Picks 1994-present
Southeastern Conference	39
Big Ten	33
Pac-12	30
Atlantic Coast Conference	22
Big 12	19
Big East	12
Conference USA	12
Mountain West Conference	11
Mid-American Conference	8
Western Athletic Conference	5
Big Sky Conference	4
Independent	4
Southland Conference	3
Colonial Athletic Association	2
Mid-Eastern Athletic Conference	2
Ohio Valley Conference	2
Southwestern Athletic Conference	2
Sun Belt	2

Conferences with one player selected: Pennsylvania State Athletic Conference, Gateway Conference, Ivy League, Mid-America Intercollegiate Athletics Association, Missouri Valley Football Conference, Wisconsin Intercollegiate Athletic Conference, Southern Conference.

Within the NFL as a whole, the SEC has produced more NFL draft picks than any other conference in 13 of the past 14 years. Last year the SEC had 53 players drafted, followed by the ACC's 45 draftees.

Most NFL draft picks by college conference, 2018:

Conference	Total 2018 NFL Draft Choices
1. Southeastern Conference	53
2. Atlantic Coast Conference	45
3. Big Ten Conference	33
4. Pacific 12 Conference	30
5. Big 12 Conference	20
6. American Athletic Conference	18
7. Conference USA	10
8. Mountain West Conference	9
9. Mid-American Conference	5
Independent	5

Most year-by-year NFL draft picks by college conference, 2006-18:

Year	Conference	Total NFL Draft Choices
2006	Atlantic Coast Conference	51
2007	Southeastern Conference	41
2008	Southeastern Conference	35
2009	Southeastern Conference	37
2010	Southeastern Conference	49
2011	Southeastern Conference	38
2012	Southeastern Conference	42
2013	Southeastern Conference	63
2014	Southeastern Conference	49
2015	Southeastern Conference	54
2016	Southeastern Conference	51
2017	Southeastern Conference	53
2018	Southeastern Conference	53

LAST TIME IN A TITANS DRAFT ...

FIRST OVERALL PICK

1978 RB Earl Campbell

SECOND OVERALL PICK

2015 QB Marcus Mariota

THIRD OVERALL PICK

2006 QB Vince Young

19TH OVERALL PICK

2007 S Michael Griffin

TWO PICKS IN THE FIRST ROUND

2017 WR Corey Davis (5), CB Adoree' Jackson (18)

THREE PICKS IN THE FIRST ROUND

(never)

ZERO PICKS IN THE FIRST ROUND

2004 Traded out of the 27th position

TWO OR MORE SECOND-ROUND PICKS

2016 (three) OLB Kevin Dodd (33), DL Austin Johnson (43), RB Derrick Henry (45)

TWO OR MORE THIRD-ROUND PICKS

2017 WR Taywan Taylor (72), TE Jonnu Smith (100)

HAD THREE PICKS IN ANY ROUND

2017 (seventh round) OLB Josh Carraway, T Brad Seaton, RB Khalfani Muhammad

HAD FOUR PICKS IN ANY ROUND

(never happened)

HAD 10 OR MORE PICKS

2016 10 total picks

HAD 11 OR MORE PICKS

2009 11 total picks

HAD 12 OR MORE PICKS

2004 13 total picks

HAD SIX OR FEWER PICKS

2018 Four total picks

SELECTED A QUARTERBACK IN THE FIRST ROUND

2015 Marcus Mariota (2)

SELECTED A RUNNING BACK IN THE FIRST ROUND

2008 Chris Johnson (24)

SELECTED AN OFFENSIVE LINEMAN IN THE FIRST ROUND

2016 Jack Conklin (8)

SELECTED A TIGHT END IN THE FIRST ROUND

1965 Lawrence Elkins (2)

SELECTED A WIDE RECEIVER IN THE FIRST ROUND

2017 Corey Davis (5)

SELECTED A DEFENSIVE LINEMAN IN THE FIRST ROUND

2010 Derrick Morgan (16; moved to outside linebacker in 2014)

SELECTED A LINEBACKER IN THE FIRST ROUND

2018 Rashaan Evans (22)

SELECTED A CORNERBACK IN THE FIRST ROUND

2017 Adoree' Jackson (18)

SELECTED A SAFETY IN THE FIRST ROUND

2007 Michael Griffin (19)

TRADED UP IN THE FIRST ROUND

2018 Traded with Baltimore to go from the 25th pick to the 22nd pick

TRADED BACK IN THE FIRST ROUND

2016 Traded with the Rams to go from the first overall pick to the 15th pick

TITANS ALL-TIME FIRST-ROUND PICKS

First-round picks in the history of the Oilers/Titans:

Year	Pick	Player	Pos.	College
2018	22	Rashaan Evans	LB	Alabama
2017	5	Corey Davis	WR	Western Michigan
	18	Adoree' Jackson	CB	Southern California
2016	8	Jack Conklin	T	Michigan State
2015	2	Marcus Mariota	QB	Oregon
2014	11	Taylor Lewan	T	Michigan
2013	10	Chance Warmack	G	Alabama
2012	20	Kendall Wright	WR	Baylor
2011	8	Jake Locker	QB	Washington
2010	16	Derrick Morgan	DE	Georgia Tech
2009	30	Kenny Britt	WR	Rutgers
2008	24	Chris Johnson	RB	East Carolina
2007	19	Michael Griffin	DB	Texas
2006	3	Vince Young	QB	Texas
2005	6	Pacman Jones	CB	West Virginia
2004		(none)		
2003	28	Andre Woolfolk	CB	Oklahoma
2002	15	Albert Haynesworth	DT	Tennessee
2001		(none)		
2000	30	Keith Bulluck	LB	Syracuse
1999	16	Jevon Kearse	DE	Florida
1998	16	Kevin Dyson	WR	Utah
1997	18	Kenny Holmes	DE	Miami (Fla.)
1996	14	Eddie George	RB	Ohio State
1995	3	Steve McNair	QB	Alcorn State
1994	26	Henry Ford	DE	Arkansas
1993	13	Brad Hopkins	T	Illinois
1992		(none)		
1991		(none)		
1990	15	Lamar Lathon	LB	Houston
1989	23	David Williams	T	Florida
1988	22	Lorenzo White	RB	Michigan State
1987	3	Alonzo Highsmith	RB	Miami (Fla.)
	20	Haywood Jeffires	WR	NC State
1986	3	Jim Everett	QB	Purdue
1985	3	Ray Childress	DE	Texas A&M
	11	Richard Johnson	DB	Wisconsin
1984	2	Dean Steinkuhler	T	Nebraska
1983	9	Bruce Matthews	G	Southern California
1982	8	Mike Munchak	G	Penn State
1981		(none)		
1980		(none)		
1979		(none)		
1978	1	Earl Campbell	RB	Texas
1977	11	Morris Towns	T	Missouri
1976		(none)		
1975	6	Robert Brazile	LB	Jackson State
	15	Don Hardeman	RB	Tex.A&M-Kingsville
1974		(none)		
1973	1	John Matuszak	DE	Tampa
	14	George Amundson	RB	Iowa State
1972	6	Greg Sampson	DE	Stanford
1971	3	Dan Pastorini	QB	Santa Clara
1970	14	Doug Wilkerson	G	NC Central
1969	15	Ron Pritchard	LB	Arizona State
1968		(none)		
1967	5	George Webster	LB	Michigan St.
	23	Tom Regner	G	Notre Dame
1966		Tommy Nobis	LB	Texas
1965		Lawrence Elkins	TE	Baylor
1964		Scott Appleton	DT	Texas
1963		Danny Brabham	LB	Arkansas
1962		Ray Jacobs	DT	Howard Payne
1961		Mike Ditka	TE	Pittsburgh
1960		Billy Cannon	HB	LSU

TITANS BY THE PICK

Titans' draft picks, overall selections 1-32, since 1967 (picks in Round 1 unless otherwise noted):

Pick	Year	Player	Pos	School
1.	1978	Earl Campbell	RB	Texas
	1973	John Matuszak	DE	Tampa
2.	2015	Marcus Mariota	QB	Oregon
	1984	Dean Steinkuhler	T	Nebraska
3.	2006	Vince Young	QB	Texas
	1995	Steve McNair	QB	Alcorn State
	1987	Alonzo Highsmith	RB	Miami (Fla.)
	1986	Jim Everett	QB	Purdue
	1985	Ray Childress	DE	Texas A&M
	1971	Dan Pastorini	QB	Santa Clara
4.	(none)			
5.	2017	Corey Davis	WR	Western Michigan
	1967	George Webster	LB	Michigan State
6.	2005	Adam Jones	CB	West Virginia
	1975	Robert Brazile	LB	Jackson State
	1972	Greg Sampson	DE	Stanford
7.	(none)			
8.	2016	Jack Conklin	T	Michigan State
	2011	Jake Locker	QB	Washington
	1982	Mike Munchak	G	Penn State
9.	1983	Bruce Matthews	G	Southern California
10.	2013	Chance Warmack	G	Alabama
11.	2014	Taylor Lewan	T	Michigan
	1985	Richard Johnson	DB	Wisconsin
	1977	Morris Towns	T	Missouri
12.	(none)			
13.	1993	Brad Hopkins	G	Illinois
14.	1996	Eddie George	RB	Ohio State
	1973	George Amundson	RB	Iowa State
	1970	Doug Wilkerson	G	N.C. Central
15.	2002	Albert Haynesworth	DT	Tennessee
	1990	Lamar Lathon	LB	Houston
	1975	Don Hardeman	RB	Texas A&M-Kingsville
	1969	Ron Pritchard	LB	Arizona State
16.	2010	Derrick Morgan	DE	Georgia Tech
	1999	Jevon Kearse	DE	Florida
	1998	Kevin Dyson	WR	Utah
17.	(none)			
18.	2017	Adoree' Jackson	CB	Southern California
	1997	Kenny Holmes	DE	Miami (Fla.)
19.	2007	Michael Griffin	S	Texas
20.	2012	Kendall Wright	WR	Baylor
	1987	Haywood Jeffires	WR	North Carolina St.
21.	(none)			
22.	2018	Rashaan Evans	LB	Alabama
	1988	Lorenzo White	RB	Michigan State
23.	1989	David Williams	T	Florida
24.	2008	Chris Johnson	RB	East Carolina
	1967	Tom Regner	G	Notre Dame
25.	(none)			
26.	1994	Henry Ford	DE	Arkansas
27.	(none)			
28.	2003	Andre Woolfolk	CB	Oklahoma
	1991 (Rnd 2)	Mike Dumas	DB	Indiana
29.	1984 (Rnd 2)	Doug Smith	DE	Auburn
30.	2009	Kenny Britt	WR	Rutgers
	2000	Keith Bulluck	LB	Syracuse
	1983 (Rnd 2)	Harvey Salem	T	California
31.	1979 (Rnd 2)	Mike Stensrud	DE	Iowa State
	1970 (Rnd 2)	Lee Brooks	DT	Texas
	1967 (Rnd 2)	Bob Davis	QB	Virginia
32.	(none)			

ALL-TIME 19TH OVERALL PICKS

Players selected with the 19th overall selection in the NFL Draft in the "common draft" era (1967-present):

Year	Team	Player	Pos	College
2018	Dallas Cowboys	Leighton Vander Esch	LB	Boise State
2017	Tampa Bay Buccaneers	O.J. Howard	TE	Alabama
2016	Buffalo Bills	Shaq Lawson	DE	Clemson
2015	Cleveland Browns	Cameron Erving	T	Florida State
2014	Miami Dolphins	Ja'Wuan James	T	Tennessee
2013	New York Giants	Justin Pugh	T	Syracuse
2012	Chicago Bears	Shea McClellin	LB	Boise State
2011	New York Giants	Prince Amukamara	DB	Nebraska
2010	Atlanta Falcons	Sean Weatherspoon	LB	Missouri
2009	Philadelphia Eagles	Jeremy Maclin	WR	Missouri
2008	Carolina Panthers	Jeff Otah	T	Pittsburgh
2007	Tennessee Titans	Michael Griffin	DB	Texas
2006	San Diego Chargers	Antonio Cromartie	DB	Florida State
2005	St. Louis Rams	Alex Barron	T	Florida State
2004	Miami Dolphins	Vernon Carey	T	Miami (Fla.)
2003	Baltimore Ravens	Kyle Boller	QB	California
2002	Denver Broncos	Ashley Lelie	WR	Hawaii
2001	Pittsburgh Steelers	Casey Hampton	NT	Texas
2000	Seattle Seahawks	Shaun Alexander	RB	Alabama
1999	New York Giants	Luke Petitgout	T	Notre Dame
1998	Green Bay Packers	Vonnie Holliday	DE	North Carolina
1997	Indianapolis Colts	Tarik Glenn	T	California
1996	Indianapolis Colts	Marvin Harrison	WR	Syracuse
1995	Jacksonville Jaguars	James Stewart	RB	Tennessee
1994	Minnesota Vikings	Todd Steussie	T	California
1993	Philadelphia Eagles	Lester Holmes	G	Jackson State
1992	Atlanta Falcons	Tony Smith	RB	Southern Miss
1991	Green Bay Packers	Vinnie Clark	DB	Ohio State
1990	Green Bay Packers	Darrell Thompson	RB	Minnesota
1989	New Orleans Saints	Wayne Martin	DE	Arkansas
1988	Minnesota Vikings	Randall McDaniel	G	Arizona State
1987	Kansas City Chiefs	Paul Palmer	RB	Temple
1986	New York Giants	Eric Dorsey	DE	Notre Dame
1985	New York Giants	George Adams	RB	Kentucky
1984	Indianapolis Colts	Ron Solt	G	Maryland
1983	Minnesota Vikings	Joey Browner	DB	USC
1982	Buffalo Bills	Perry Tuttle	WR	Clemson
1981	New England Patriots	Brian Holloway	T	Stanford
1980	Chicago Bears	Otis Wilson	LB	Louisville
1979	Los Angeles Rams	George Andrews	LB	Nebraska
1978	St. Louis Cardinals	Ken Greene	DB	Washington St.
1977	St. Louis Cardinals	Steve Pisarkiewicz	QB	Missouri
1976	Miami Dolphins	Kim Bokamper	LB	San Jose State
1975	Buffalo Bills	Tom Ruud	LB	Nebraska
1974	Oakland Raiders	Henry Lawrence	T	Florida A&M
1973	New England Patriots	Darryl Stingley	WR	Purdue
1972	San Francisco 49ers	Terry Beasley	WR	Auburn
1971	Oakland Raiders	Jack Tatum	DB	Ohio State
1970	Detroit Lions	Steve Owens	RB	Oklahoma
1969	St. Louis Cardinals	Roger Wehrli	DB	Missouri
1968	Kansas City Chiefs	Mo Moorman	G	Texas A&M
1967	Philadelphia Eagles	Harry Jones	RB	Arkansas

FRANCHISE DRAFT PICKS BY SCHOOL

School	Picks	School	Picks	School	Picks
Texas	20	Syracuse	4	Cheyney	1
Oklahoma	15	Tennessee State	4	Concordia College (MN)	1
Alabama	14	Texas Southern	4	Connecticut	1
Auburn	14	Tulsa	4	Detroit	1
Baylor	14	Virginia	4	Drake	1
Penn State	14	Western Kentucky	4	East Texas State	1
Michigan State	13	Cincinnati	3	Eastern Michigan	1
Rice	13	East Carolina	3	Eastern New Mexico	1
Houston	12	Florida A&M	3	Eastern Washington	1
Louisiana State	12	Johnson Smith	3	Florida Atlantic	1
Southern California	12	McNeese State	3	Florida International	1
Texas A&M	12	Montana	3	George Washington	1
Miami (Fla.)	11	Morgan State	3	Hardin-Simmons	1
Mississippi	11	New Mexico	3	Howard Payne	1
Mississippi State	11	North Carolina Central	3	Idaho	1
Tennessee	11	Northern Illinois	3	Jacksonville State	1
Clemson	10	Northwestern State (La.)	3	Kalamazoo	1
Florida State	10	Rutgers	3	La Verne	1
Illinois	10	Southwest Texas State	3	Lake Forest	1
Northwestern	10	Stephen F. Austin	3	Maryland-Eastern Shore	1
Purdue	10	Virginia Tech	3	Massachusetts	1
Stanford	10	West Texas State	3	McMurry	1
Wisconsin	10	Abilene Christian	2	Minnesota State-Mankato	1
Florida	9	Alabama State	2	Minnesota-Duluth	1
Georgia	9	Ball State	2	Morningside	1
Missouri	9	Bowling Green	2	North Dakota	1
Notre Dame	9	California-Davis	2	North Dakota State	1
Pittsburgh	9	Chattanooga	2	Northeast Louisiana	1
Texas Christian	9	Duke	2	Northeast Missouri	1
Arizona	8	Humboldt State	2	Northeast Oklahoma	1
Grambling State	8	Indiana	2	Northern Colorado	1
Miami (Ohio)	8	Kansas State	2	Northern Iowa	1
Michigan	8	Kent State	2	Northwest Missouri State	1
Nebraska	8	Lincoln	2	New Mexico Highlands	1
Utah	8	Marquette	2	Nevada	1
West Virginia	8	Memphis State	2	Oregon State	1
California	7	Middle Tennessee State	2	Ottawa	1
Iowa	7	Mississippi Southern	2	Pacific West	1
Ohio State	7	Nicholls State	2	Panhandle A&M	1
Oklahoma State	7	North Carolina A&T	2	Pepperdine	1
UCLA	7	North Texas State	2	Portland State	1
Alcorn State	6	Northern Arizona	2	Richmond	1
Georgia Tech	6	Southwest Missouri	2	Sam Houston State	1
Kansas	6	Samford	2	Santa Clara	1
Kentucky	6	South Carolina State	2	Shepherd	1
North Carolina	6	South Dakota State	2	Simpson	1
North Carolina State	6	Southern	2	Southeast Louisiana	1
Oregon	6	Texas A&M-Kingsville	2	Southeast Missouri State	1
South Carolina	6	Toledo	2	Southern Illinois	1
Southern Methodist	6	Troy State	2	Southern Utah	1
Southern Miss	6	Texas-El Paso	2	St. Ambrose	1
Utah State	6	Wake Forest	2	Tampa	1
Washington	6	Wyoming	2	Temple	1
Arkansas	5	Air Force	1	Texas A&I	1
Fresno State	5	Akron	1	Vanderbilt	1
Hawaii	5	Alabama-Birmingham	1	Villanova	1
Iowa State	5	Angelo State	1	Virginia State	1
Jackson State	5	Arkansas AM&N	1	Washburn	1
Louisiana Tech	5	Arkansas Tech	1	Washington (Mo.)	1
Louisville	5	Augustana	1	West Texas State	1
Minnesota	5	Austin Peay	1	West Virginia State	1
New Mexico State	5	Bemidji State	1	West Virginia Tech	1
Texas Tech	5	Benedict	1	Western Michigan	1
Tulane	5	Bishop	1	Whittier	1
Washington State	5	Boise State	1	Widener	1
Arizona State	4	Boston University	1	Wiley	1
Boston College	4	Brown	1	William & Mary	1
Brigham Young	4	Cal State-Chico	1	Winston-Salem State	1
Colorado	4	California-Berkley	1	Wisconsin-Oshkosh	1
Colorado State	4	California, Pa.	1	Wisconsin-Stout	1
Lamar	4	Cameron	1		
Maryland	4	Central Arkansas	1		
Prairie View	4	Central Florida	1		

RECENT TITANS DRAFTS

2018

Rd.	Pick	Player	Pos.	College
1a	22	Rashaan Evans	LB	Alabama
1b	25	(traded to Baltimore)		
2a	41	Harold Landry III	OLB	Boston College
2b	57	(traded to Oakland)		
3	89	(traded to Oakland)		
4	125	(traded to Baltimore)		
5a	152	Dane Cruikshank	DB	Arizona
5b	162	(traded to Baltimore)		
6a	199	Luke Falk	QB	Washington State
6b	215	(acquired from Baltimore and traded back to Baltimore)		
7	243	(traded to Kansas City)		

2018 Draft Notes

- 1a, 6b – Picks acquired in a trade with Baltimore for 1b and 4 (6b later traded back to Baltimore)
- 2a – Pick acquired in a trade with Oakland for 2b and 3
- 5a – Pick acquired in a trade with Baltimore for 5b and 6b (6b originally traded from Baltimore to Tennessee before being traded back to Baltimore)
- 7 – Pick traded to Kansas City in 2017 for defensive lineman David King

2017

Rd.	Pick	Player	Pos.	College
1a	5	Corey Davis	WR	Western Michigan
1b	18	Adoree' Jackson	CB	Southern California
2	52	(traded to Cleveland)		
3a	72	Taywan Taylor	WR	Western Kentucky
3b	83	(traded to New England)		
3c	100	Jonnu Smith	TE	Florida International
4	124	(Traded to New England)		
5a	155	Jayon Brown	LB	UCLA
5b	164	(Traded to Philadelphia)		
6a	200	(Traded to N.Y. Giants)		
6b	203	(Traded to Denver)		
6c	207	(Traded to Cincinnati)		
6d	214	(Traded to Philadelphia)		
6e	217	Corey Levin	OL	Chattanooga
7a	227	Josh Carraway	OLB	Texas Christian
7b	236	Brad Seaton	T	Villanova
7c	241	Khalifani Muhammad	RB	California

2017 Draft Notes

- 2 – Pick traded to Cleveland during 2016 draft (see 2016, 1b)
- 3a, 6a – Picks acquired in a trade with New England for 3b and 4
- 3c – Compensatory selection; acquired in a trade with the Los Angeles Rams during the 2016 draft (see 2016, 1a)
- 5a – Pick acquired in a trade with Philadelphia for 5b, 6d
- 6b – Pick traded to Denver during 2016 draft (see 2016, 5b)
- 6c, 7c – Picks acquired in a trade with the N.Y. Giants for 6a
- 6d – Pick acquired in a trade with Atlanta in 2015 (see 2016, 6c)
- 6e, 7a – Picks acquired in a trade with Cincinnati for 6c

2016

Rd.	Pick	Player	Pos.	College
1a	1	(traded to Los Angeles)		
1b	8	Jack Conklin	T	Michigan State
1c	15	(traded to Cleveland)		
2a	33	Kevin Dodd	OLB	Clemson
2b	43	Austin Johnson	DL	Penn State
2c	45	Derrick Henry	RB	Alabama
3a	64	Kevin Byard	S	Middle TN State
3b	76	(traded to Cleveland)		
4a	100	(traded to Philadelphia)		
4b	113	(traded to Los Angeles)		
5a	140	Tajae Sharpe	WR	Massachusetts
5b	157	LeShaun Sims	CB	Southern Utah
6a	176	(traded to Denver)		
6b	177	(traded to Los Angeles)		
6c	193	Sebastian Tretola	G	Arkansas

7a	222	Aaron Wallace	OLB	UCLA
7b	253	Kalan Reed	CB	Southern Miss

2016 Draft Notes

- 1b, 6a – Picks acquired in a trade with Cleveland for 1c, 3b and a 2017 second-round choice
- 1c, 2b, 2c, 3b – Picks and 2017 first-round and third-round choices acquired in a trade with Los Angeles for 1a, 4b and 6b
- 4b – Pick acquired in a trade with Philadelphia for 4a and RB DeMarco Murray
- 5b, 7b – Picks acquired in a trade with Denver for 6a and a 2017 sixth-round choice
- 6c – Pick and a 2017 sixth-round choice acquired in 2015 from Atlanta for G Andy Levitre.

2015

Rd.	Pick	Player	Pos.	College
1	2	Marcus Mariota	QB	Oregon
2a	33	(traded to New York Giants)		
2b	40	Dorial Green-Beckham	WR	Oklahoma
3	66	Jeremiah Poutasi	OL	Utah
4a	100	Angelo Blackson	DE	Auburn
4b	108	Jalston Fowler	FB	Alabama
5	138	David Cobb	RB	Minnesota
6a	177	Deiontrez Mount	OLB	Louisville
6b	208	Andy Gallik	C	Boston College
7a	219	(traded to New England)		
7b	245	Tre McBride	WR	William & Mary

2015 Draft Notes

- 2b, 4b, 7b – Picks acquired from New York Giants for 2a.
- 6b – Pick acquired in 2014 from New England for LB Akeem Ayers and 7a.

2014

Rd.	Pick	Player	Pos.	College
1	11	Taylor Lewan	T	Michigan
2a	42	(traded to Philadelphia)		
2b	54	Bishop Sankey	RB	Washington
3	77	(traded to San Francisco)		
4a	112	DaQuan Jones	DL	Penn State
4b	122	Marqueston Huff	DB	Wyoming
5	151	Avery Williamson	LB	Kentucky
6a	178	Zach Mettenberger	QB	Louisiana State
6b	186	(traded to Washington)		
7	228	(traded to Washington)		

2014 Draft Notes

- 2b and 4b were acquired in trade with Philadelphia for 2a.
- 3 – Pick traded to San Francisco during 2013 draft (see 2013, 2a).
- 6a – Pick acquired in trade with Washington for 6b and 7.

2013

Rd.	Pick	Player	Pos.	College
1	10	Chance Warmack	G	Alabama
2a	34	Justin Hunter	WR	Tennessee
2b	40	(Traded to San Francisco)		
3a	70	Blidi Wreh-Wilson	CB	Connecticut
3b	97	Zaviar Gooden	LB	Missouri
4	107	Brian Schwenke	C	California
5	142	Lavar Edwards	DE	Louisiana State
6a	176	(Traded to Minnesota)		
6b	202	Khalid Wooten	CB	Nevada
7a	216	(Traded to San Francisco)		
7b	248	Daimion Stafford	S	Nebraska

2013 Draft Notes

- 2a – Pick acquired in trade with San Francisco for 2b, 7a and a third-round pick in 2014.
- 6a – Pick traded to Minnesota in 2012 for a seventh-round pick in 2012.
- 3b, 6b, 7b awarded as compensatory selections

2012

Rd.	Pick	Player	Pos.	College
1	20	Kendall Wright	WR	Baylor
2	52	Zach Brown	LB	North Carolina
3	82	Mike Martin	DT	Michigan
4	115	Coty Sensabaugh	CB	Clemson
5a	145	Taylor Thompson	TE	Southern Methodist
5b	155	(traded to Miami)		
6	190	Markelle Martin	S	Oklahoma State
7a	211	Scott Solomon	DE	Rice
7b	227	(traded to Miami)		

2012 Draft Notes

- 5a – Pick acquired in trade with Miami for 5b and 7b
- 7a – Pick acquired in trade with Minnesota for a sixth-round choice in 2013

2011

Rd.	Pick	Player	Pos.	College
1	8	Jake Locker	QB	Washington
2	39	Akeem Ayers	LB	UCLA
3	77	Jurrell Casey	DT	Southern California
4a	109	Colin McCarthy	LB	Miami (Fla.)
4b	130	Jamie Harper	RB	Clemson
5	142	Karl Klug	DL	Iowa
6	175	Byron Stingily	T	Louisville
7a	212	Zach Clayton	DT	Auburn
7b	251	Tommie Campbell	DB	California (Pa.)

2011 Draft Notes

- 4b, 7b awarded as compensatory selections

2010

Rd.	Pick	Player	Pos.	College
1	16	Derrick Morgan	DE	Georgia Tech
2	47	(Traded to New England)		
3a	77	Damian Williams	WR	Southern California
3b	97	Rennie Curran	LB	Georgia
4a	104	Alterraun Verner	CB	UCLA
4b	111	(Traded to Seattle)		
5	148	Robert Johnson	S	Utah
6a	176	Rusty Smith	QB	Florida Atlantic
6b	185	(Traded to Seattle)		
6c	207	Myron Rolle	S	Florida State
7a	222	Marc Mariani	WR	Montana
7b	241	David Howard	DT	Brown

2010 Draft Notes

- 3b, 6c, 7b Awarded as compensatory selections
- 2 – Pick traded to New England for 2009 third-round pick (see 2009 3a)
- 4a, 6a – Acquired in trade with Seattle for RB LenDale White, DT Kevin Vickerson, 4b and 6b

2009

Rd.	Pick	Player	Pos.	College
1	30	Kenny Britt	WR	Rutgers
2	62	Sen'Derrick Marks	DT	Auburn
3a	89	Jared Cook	TE	South Carolina
3b	94	Ryan Mouton	CB	Hawaii
4a	130	Gerald McRath	LB	Southern Miss
4b	135	Troy Kropog	T/G	Tulane
5a	166	(Traded to Dallas)		
5b	173	Javon Ringer	RB	Michigan State
6a	203	Jason McCourty	CB	Rutgers
6b	206	Dominique Edison	WR	Stephen F. Austin
7a	239	Ryan Durand	G	Syracuse
7b	242	Nick Schommer	S	North Dakota St.

2009 Draft Notes

- 4b, 5b, 6b, 7b awarded as compensatory selections
- 3a – Pick acquired in trade with New England for second round pick in 2010
- 5a – Pick traded to Dallas (see 2008 4c)

2018 TITANS DRAFT REVIEW

LB RASHAAN EVANS | 6-2, 232, Alabama
1st round, 22nd overall



Rookie Season: As a rookie, the 2018 22nd-overall draft pick he played in 15 games with seven starts and registered 63 tackles. He added two tackles for loss, six quarterback pressures and three passes defended for the NFL's eighth-ranked defense.

College: In four seasons at Alabama, Evans appeared in 53 games with 14 starts. He appeared in three National Championship contests, including two victories by the Crimson Tide. His career totals included 152 tackles, 15.0 sacks, 23.5 tackles for loss, five passes defended, 19 quarterback hurries, two forced fumbles and two fumble recoveries. As a senior, he played and started 12 games and tied for the team lead with 74 tackles, while leading the team with 13 tackles for loss. He was named first-team All-American by the AFCA and Associated Press first-team All-SEC.



The 2018 Titans draft class (L to R): (front row) Dane Cruikshank, Luke Falk; (back row) Rashaan Evans, Harold Landry

OLB HAROLD LANDRY III | 6-2, 252, Boston College
2nd round, 41st overall

Rookie Season: In 2018, Landry appeared in 15 games with three starts. He tied for third place on the Titans defense with 4.5 sacks and tied for second on the squad with 18 quarterback pressures. He had the highest rookie sack total for the Titans since Zach Brown had 5.5 sacks in 2012. His totals also included 46 tackles, two tackles for loss, two passes defended and one forced fumble.

College: In 46 career games playing defensive end for Boston College, Landry totaled 160 tackles, 26 sacks, 47.5 tackles for loss, seven passes defended, 10 forced fumbles, one fumble recovery and one interception. His 26 sacks were exceeded in school history by only Mathias Kiwanuka (37.5 from 2002-05). In 2016, he set a Boston College record and led the nation with 16.5 sacks, earning Associated Press second-team All-America honors. His seven forced fumbles also ranked first nationally. As a senior in 2017, he played and started eight games before a season-ending ankle injury ended his year. Despite the injury, he finished second on the team with five sacks and added 8.5 tackles for loss.

touchdown reception on a fake punt. He added a pair of tackles on defense.

College: In two seasons at Arizona, Cruikshank played safety, inside cornerback and outside cornerback. He started all 25 games during those two seasons and recorded 135 tackles, five interceptions, 1.5 sacks, seven tackles for loss, 17 passes defended and one forced fumble. As a senior in 2017, he was elected a team captain by his teammates and started all 13 games after switching to spur safety from cornerback. He ranked fifth on the team with 75 tackles and added 1.5 sacks, 5.5 tackles for loss, eight passes defended, one forced fumble and three interceptions for 65 yards. He attended Citrus College before transferring to Arizona.

DB DANE CRUIKSHANK | 6-1, 209, Arizona
5th round, 152nd overall

Rookie Season: Cruikshank played in 12 games as a rookie, becoming one of the team's top special teams performers. He finished fourth on the squad with eight special teams tackles and registered a 66-yard

QB LUKE FALK | 6-4, 215, Washington State
6th round, 199th overall

Rookie Season: Falk spent his rookie season with the Miami Dolphins after being waived by the Titans in final roster cutdowns.

College: During Falk's career at Washington State, he set Pac-12 and school records with 14,486 passing yards, 119 passing touchdowns and 1,404 pass completions and 2,055 pass attempts. As a senior, he led the Pac-12 in touchdown passes (30), finished second in passing yards per game (299.4), and finished third in passing yards (3,593).

TRADES BY JON ROBINSON

Since being hired as Titans general manager in January 2016, **Jon Robinson** has engineered the following trades:

2018 TRADES

Trade Date/Teams	Compensation	Overall	Player Selected	Note
1. April 26, 2018 (Draft Day Trade)				
Tennessee Receives:	Draft Choice: Round 1, 2018	#22	LB Rashaan Evans	Pick originally from Kansas City through Buffalo
	Draft Choice: Round 6, 2018	#215	C Bradley Bozeman	Pick traded back to Baltimore
Baltimore Receives:	Draft Choice: Round 1, 2018	#25	TE Hayden Hurst	
	Draft Choice: Round 4, 2018	#125	DB Avonte Maddox	Pick traded to Philadelphia
2. April 27, 2018 (Draft Day Trade)				
Tennessee Receives:	Draft Choice: Round 2, 2018	#41	OLB Harold Landry III	
Oakland Receives:	Draft Choice: Round 2, 2018	#57	DT P.J. Hall	
	Draft Choice: Round 3, 2018	#89	T Joseph Noteboom	Pick traded to L.A. Rams
3. April 28, 2018 (Draft Day Trade)				
Tennessee Receives:	Draft Choice: Round 5, 2018	#152	DB Dane Cruikshank	
Baltimore Receives:	Draft Choice: Round 5, 2018	#162	WR Jordan Lasley	
	Draft Choice: Round 6, 2018	#215	C Bradley Bozeman	Pick originally from Baltimore
4. August 28, 2018				
Tennessee Receives:	Player:		LB Kamalei Correa	
Baltimore Receives:	Draft Choice: Round 6, 2019			

TRADES BY JON ROBINSON

2017 TRADES

Trade Date/Teams	Compensation	Overall	Player Selected	Note
1. April 28, 2017 (Draft Day Trade)				
Tennessee Receives:	Draft Choice: Round 3, 2017	#72	WR Taywan Taylor	Pick originally from Carolina
	Draft Choice: Round 6, 2017	#200	T Adam Bisnowaty	Pick traded to N.Y. Giants; originally from Indianapolis
New England Receives:	Draft Choice: Round 3, 2017	#83	DE Derek Rivers	
	Draft Choice: Round 4, 2017	#124	LB Jalen Reeves-Maybin	Pick traded to Detroit
2. April 29, 2017 (Draft Day Trade)				
Tennessee Receives:	Draft Choice: Round 5, 2017	#155	LB Jayon Brown	
Philadelphia Receives:	Draft Choice: Round 5, 2017	#164	G Isaac Asiata	Pick traded to Miami
	Draft Choice: Round 6, 2017	#214	DT Elijah Qualls	Pick originally from Atlanta
3. April 29, 2017 (Draft Day Trade)				
Tennessee Receives:	Draft Choice: Round 6, 2017	#207	DB Brandon Wilson	Pick traded to Cincinnati
	Draft Choice: Round 7, 2017	#241	RB Khalfani Muhammad	
N.Y. Giants Receive:	Draft Choice: Round 6, 2017	#200	T Adam Bisnowaty	Pick originally from Indianapolis through New England
4. April 29, 2017 (Draft Day Trade)				
Tennessee Receives:	Draft Choice: Round 6, 2017	#217	OL Corey Levin	Compensatory pick
	Draft Choice: Round 7, 2017	#227	OLB Josh Carraway	
Cincinnati Receives:	Draft Choice: Round 6, 2017	#207	DB Brandon Wilson	Pick originally from N.Y. Giants
5. Sept. 1, 2017				
Tennessee Receives:	Player: DE David King			
Kansas City Receives:	Draft Choice: Round 7, 2018	#243	DB Keion Crossen	Conditional draft choice; traded to New England

2016 TRADES

Trade Date/Teams	Compensation	Overall	Player Selected	Note
1. March 9, 2016				
Tennessee Receives:	Player: RB DeMarco Murray			
	Draft Choice: Round 4, 2016	#113	LB Nick Kwiatkoski	Pick traded from Tennessee to Los Angeles to Chicago
Philadelphia Receives:	Draft Choice: Round 4, 2016	#100	QB Connor Cook	Pick traded from Philadelphia to Cleveland to Oakland
2. April 14, 2016				
Tennessee Receives:	Draft Choice: Round 1, 2016	#15	WR Corey Coleman	Pick traded from Tennessee to Cleveland
	Draft Choice: Round 2, 2016	#43	DL Austin Johnson	Pick originally from Philadelphia
	Draft Choice: Round 2, 2016	#45	RB Derrick Henry	
	Draft Choice: Round 3, 2016	#76	T Shon Coleman	Pick traded from Tennessee to Cleveland
	Draft Choice: Round 1, 2017	#5	WR Corey Davis	
	Draft Choice: Round 3, 2017	#100	TE Jonnu Smith	Compensatory pick
Los Angeles Receives:	Draft Choice: Round 1, 2016	#1	QB Jared Goff	
	Draft Choice: Round 4, 2016	#113	LB Nick Kwiatkoski	Pick originally from Philadelphia; traded from Los Angeles to Chicago
	Draft Choice: Round 6, 2016	#177	TE Temarrick Hemingway	
3. April 28, 2016 (Draft Day Trade)				
Tennessee Receives:	Draft Choice: Round 1, 2016	#8	T Jack Conklin	Pick originally from Miami through Philadelphia
	Draft Choice: Round 6, 2016	#176	RB Andy Janovich	Pick traded from Tennessee to Denver
Cleveland Receives:	Draft Choice: Round 1, 2016	#15	WR Corey Coleman	Pick originally from Los Angeles
	Draft Choice: Round 3, 2016	#76	T Shon Coleman	Pick originally from Los Angeles
	Draft Choice: Round 2, 2017	#52	QB DeShone Kizer	
4. April 30, 2016 (Draft Day Trade)				
Tennessee Receives:	Draft Choice: Round 5, 2016	#157	CB LeShaun Sims	Pick originally from N.Y. Jets
	Draft Choice: Round 7, 2016	#253	CB Kalan Reed	
Denver Receives:	Draft Choice: Round 6, 2016	#176	RB Andy Janovich	Pick originally from Cleveland
	Draft Choice: Round 6, 2017	#203	RB De'Angelo Henderson	
5. Aug. 16, 2016				
Tennessee Receives:	Player: G/T Dennis Kelly			
Philadelphia Receives:	Player: WR Dorial Green-Beckham			

HEAD COACH MIKE VRABEL

[Click For Complete Online Bio](#)

[Video: Mike Vrabel's 2018 Season-Ending Press Conference](#)

[Video: Introducing Mike Vrabel's Second and Seven Foundation](#)

[Video: Igniting the Fire Episode 1 - Who is Mike Vrabel?](#)



Mike Vrabel was named head coach of the Titans on Jan. 20, 2018. He became the 19th head coach in franchise history.

In his first season as head coach, Vrabel directed the Titans to a 9-7 record. His nine wins tied for the fourth-highest total in franchise history by a first-year head coach.

With only 82 penalties enforced against the Titans in 2018, Vrabel's team led the NFL and set a franchise record (16-game season) for fewest penalties in a season. The 2018 Titans also placed third in points allowed (18.9 per game), eighth in total defense (333.4 yards per game), sixth in passing defense (216.9), second in red zone defense (44.7 percent touchdown rate) and seventh in rushing offense (126.4) in the league rankings.

Vrabel arrived in Tennessee with 18 years of NFL experience, including four seasons as a coach and 14 seasons as a player. His distinguished playing career included three Super Bowl wins (2001, 2003 and 2004), one Pro Bowl selection (2007) and an All-Pro honor (2007). Vrabel played in 206 NFL games and totaled 57 sacks, 496 tackles, 11 interceptions, 20 forced fumbles, nine fumble recoveries and 10 touchdown receptions. Additionally, his teams advanced to the playoffs eight times (20 postseason games), with Vrabel recording eight postseason sacks and two postseason touchdown receptions.

"Throughout his football career, he has played for, been mentored by and coached with successful teams and organizations," Titans controlling owner **Amy Adams Strunk** said upon announcing the hire. "He knows what it takes to reach that level of sustained success – he has seen it first-hand. We have a chance to build on the solid foundation that we established over the past couple of years, and I believe Mike is the right person to continue that progress."

"I've watched Mike Vrabel first-hand as a player," said executive vice president/general manager **Jon Robinson**, who was in New England's front office during Vrabel's time with the Patriots. "He's one of the toughest players, one of the smartest players on those New England teams. He

was a demanding teammate. He was a selfless teammate and above all for him it was always about doing what is best for the team and winning. He quickly transitioned into the coaching ranks and rose through those ranks. Mike has a great presence, excellent leadership skills, excellent knowledge of the game and I am extremely proud to be partnered with him as we, everyone in this organization, works together as a team toward our ultimate goal of bringing a championship to this great city, this great state and our outstanding fanbase."

Vrabel joined the Titans after four seasons with the Houston Texans, spending the first three seasons (2014-16) coaching linebackers and one year (2017) as the team's defensive coordinator. During his time in Houston, the Texans built one of the best defenses in the NFL and experienced tremendous success as a team – earning two division titles (2015, 2016).

Between 2014-16, the Texans defense ranked third in the NFL in yards allowed per game (319.9) and net passing yards (218.4). Houston also ranked first in third-down defense (33.6), fourth in opponent completion percentage (59.5) and sixth in points allowed per game (19.8). The 2016 defense ranked number one in the NFL, for the first time in franchise history, in yards allowed (301.3).

In 2017, his first year as a defensive coordinator, the Texans finished the campaign with 19 players on injured reserve. Despite the injuries, Vrabel led the defense to the fifth-best third-down percentage in the NFL and a franchise-record 3.97 yards per carry by opponents. Houston also had 18 different players record at least half a sack last year and 26 players tally at least one tackle for loss.

Vrabel spent his career playing and coaching with accomplished leaders, including **Bill Belichick**, **Bill Cowher**, **Romeo Crennel**, **Urban Meyer**, **Bill O'Brien** and **Todd Haley**.

"This is an incredible opportunity and one I have been preparing for my entire football life," said Vrabel. "I want to thank Amy, Jon and the entire Titans organization for putting their faith in me. I am excited to get to work and that work starts now. We want to build a culture around winning, competitiveness and toughness. Everything we do is going to be geared towards winning and being physical. We want to prepare our players so they know what to do, which will allow them to play fast and aggressive."

As the Texans linebackers coach from 2014-16, Vrabel developed several players into top-notch performers, including **Jadaveon Clowney** (Pro Bowl, 2016), **Whitney Mercilus**, **Benardrick McKinney** (second-team All-Pro, 2016) and **Brian Cushing**. The 2015 Texans defense had the top third-down defense in the NFL (28.5 percent), which was the lowest percentage in franchise history and the lowest by any NFL team since the 2003 Titans (27.7 percent). The 2015 defense also set a franchise mark for sacks in a season with 45 - 22.5 coming from Vrabel's linebacking corps.

Prior to joining the NFL coaching ranks, Vrabel transitioned immediately from an NFL player to college coach. He started as the linebacker coach at Ohio State in 2011 and coached the defensive line from 2012-2013. The 2012 Buckeyes finished the season undefeated at 12-0. He also was named Big Ten Recruiter of the Year by ESPN.com in 2012.

Vrabel was selected by the Pittsburgh Steelers in the third round (91st overall) of the 1997 NFL Draft, after his playing career at Ohio State, where he earned All-America honors and Big Ten Conference Defensive Lineman of the Year in both 1995 and 1996.

A native of Akron, Ohio, Vrabel attended Walsh Jesuit High School. He and his wife, Jennifer, have two sons: Tyler and Carter.

TITANS 2019 COACHING STAFF

Mike Vrabel	Head Coach
Dean Pees	Defensive Coordinator
Arthur Smith	Offensive Coordinator
Craig Aukerman	Special Teams
Brian Bell	Strength & Conditioning Asst.
Scott Booker	Defensive Assistant
Shane Bowen	Outside Linebackers
Keith Carter	Offensive Line
Kerry Coombs	Secondary
Ryan Crow	Defensive Assistant
Tony Dews	Running Backs
Todd Downing	Tight Ends
Matt Edwards	Assistant Special Teams
Chandler Henley	Quality Control
Tyrone McKenzie	Inside Linebackers
Rob Moore	Wide Receivers
Pat O'Hara	Quarterbacks
Matt Pees	Quality Control
Frank Piraino	Strength & Conditioning
Luke Steckel	Offensive Assistant
John Streicher	Assistant to Head Coach
Mike Sullivan	Assistant Offensive Line
Terrell Williams	Defensive Line



MIKE VRABEL AT A GLANCE

- Regular season record: 9-7
- Postseason record: 0-0
- Overall record: 9-7
- Regular season home record: 6-2
- Regular season road record: 3-5
- Year as Titans head coach: 1
- Year as NFL head coach: 1

Mike Vrabel's Career Coaching Ledger:

Years	Team	Position
2018	Tennessee Titans	Head Coach
2017	Houston Texans	Defensive Coordinator
2014-16	Houston Texans	Linebackers Coach
2012-13	Ohio State University	Defensive Line Coach
2011	Ohio State University	Linebackers Coach

Mike Vrabel's Career Playing Ledger:

Years	Team	Position
2009-10	Kansas City Chiefs	Linebacker
2001-08	New England Patriots	Linebacker
1997-00	Pittsburgh Steelers	Linebacker



BELICHICK ON VRABEL

Bill Belichick on Mike Vrabel, 2/28/09:

"When Mike arrived in 2001, we knew we were adding a solid outside linebacker. But where Mike took it from there exceeded our highest hopes. Mike Vrabel epitomizes everything a coach could seek in a professional football player: toughness, intelligence, playmaking, leadership, versatility and consistency at the highest level. Behind the scenes, Mike's wit and personality is one of the things we have all enjoyed about coming to work every day. The toughest aspect of my job is the day I stop coaching people like Mike, who did everything in his power to contribute to team success. Of all the players I have coached in my career, there is nobody I enjoyed working with more than Mike."



NINE WINS IN FIRST YEAR

The nine wins by the Titans in 2018 put **Mike Vrabel** in a select group of coaches in franchise history who have won that many games in their first full season at the helm.

Of the 19 head coaches in the organization's history, beginning in 1960, Vrabel became the eighth to reach nine wins in his first full season as head coach.

Most regular season wins by Titans/Oilers head coaches in their first full season:

Coach	Season	Wins	Losses	Ties
1. Frank "Pop" Ivy	1962	11	3	0
2. O.A. "Bum" Phillips	1975	10	4	0
Lou Rymkus	1960	10	4	0
4. Mike Vrabel	2018	9	7	0
Mike Mularkey	2016 - a	9	7	0
Mike Munchak	2011	9	7	0
Jack Pardee	1990	9	7	0
Wally Lemm	1961 - b	9	0	0
9. Jeff Fisher	1995 - c	7	9	0
Ed Biles	1981	7	9	0
Sid Gillman	1974 - d	7	7	0

Notes: Excludes the following interim seasons: a - Mularkey was named head coach for the final nine games of 2015; b - Lemm coached only the final nine games of 1961; c - Fisher was named head coach for the final six games of 1994; d - Gillman was named head coach for the final nine games of 1973.

TITANS/OILERS HEAD COACH HISTORY

COACH	YEARS	WON	LOST	TIED	PCT.
Lou Rymkus	1960-61	12	7	1	.625
Wally Lemm	1961, 1966-70	38	40	4	.487
Frank "Pop" Ivy	1962-63	17	12	0	.586
Sammy Baugh	1964	4	10	0	.285
Hugh "Bones" Taylor	1965	4	10	0	.285
Ed Hughes	1971	4	9	1	.321
Bill Peterson	1972-73	1	18	0	.052
Sid Gillman	1973-74	8	15	0	.347
O.A. "Bum" Phillips	1975-80	59	38	0	.608
Ed Biles	1981-83	8	23	0	.258
Chuck Studley	1983	2	8	0	.200
Hugh Campbell	1984-85	8	22	0	.266
Jerry Glanville	1985-89	35	35	0	.500
Jack Pardee	1990-94	44	35	0	.556
Jeff Fisher	1994-2010	147	126	0	.538
Mike Munchak	2011-13	22	26	0	.458
Ken Whisenhunt	2014-15	3	20	0	.130
Mike Mularkey	2015-17	21	22	0	.488
Mike Vrabel	2018	9	7	0	.563

Records include postseason

TITANS ASSISTANT COACHES

DEAN PEES DEFENSIVE COORDINATOR

[Click For Complete Online Bio](#)


- Pees joined the Titans in 2018 with 45 previous years of coaching experience, including 14 seasons in the NFL.
- Prior to his arrival in Tennessee, Pees was with the Baltimore Ravens for eight seasons, first as linebackers coach (2010-12) and then as defensive coordinator (2012-17).
- In 2012, he helped the Ravens to a Super Bowl XLVII victory and became the eighth defensive coordinator in NFL history to reach the Super Bowl with two different teams.
- Three of his six seasons as Baltimore's defensive coordinator saw the Ravens result in top 10 rankings on defense.
- From 2004-09, Pees was with the New England Patriots as linebackers coach (2004-05) and defensive coordinator (2006-09).
- Over his four-year tenure as New England's defensive coordinator, the Patriots ranked second in the NFL in points allowed (17.3 per game).
- Pees also has 25 years of college coaching experience, including time as the head coach of Kent State (1998-2003) and as the defensive coordinator at Michigan State under head coach Nick Saban (1995-97).
- He also had stops at Notre Dame (1994), Toledo (1990-93), Navy (1987-89), Miami (Ohio) (1983-86) and Findlay (Ohio) (1979-82). He started his coaching career as a high school coach from 1973-78.
- A native of Dunkirk, Ohio, Pees graduated from Bowling Green State University.



ARTHUR SMITH OFFENSIVE COORDINATOR

[Click For Complete Online Bio](#)

- Smith was promoted to offensive coordinator on Jan. 21, 2018 after working his way up the coaching ladder under four different head coaches during his time at the Titans.
- Seven games into the 2015 campaign, Smith was promoted from offensive assistant/tight ends to tight ends coach. From that point through 2018, the Titans ranked fifth in receiving yards by tight ends (3,779), sixth in receptions by tight ends (326), and tied for fifth in receiving touchdowns by tight ends (30).
- He was hired in 2011 as a defensive assistant/quality control coach, and from 2012-2013 he served as the offensive assistant/quality control coach.
- In 2010, he worked at Ole Miss as an administrative assistant/defensive intern and worked primarily with the linebackers.
- He spent two years (2007-2008) working for the Washington Redskins. He worked two years as defensive quality control coach after joining the organization as a college scouting assistant.
- The Memphis, Tenn., native graduated from North Carolina and played offensive line before joining the coaching staff for one season (2006) as a graduate assistant.



CRAIG AUKERMAN SPECIAL TEAMS

[Click For Complete Online Bio](#)

- Aukerman was promoted to special teams coach in 2018. He joined the Titans in January 2017 as the assistant special teams coach.
- Prior to his arrival in Tennessee, he gained 17 years of coaching experience, including 10 seasons on the college level and seven years in the NFL.
- He spent four seasons (2013-16) with the San Diego Chargers working with their special teams, first as an assistant special teams coach (2013-15) and then as the special teams coordinator (2016).
- He also spent time in the NFL on the coaching staffs with the Jacksonville Jaguars (2011-12) and Denver Broncos (2010).
- In the college ranks, he coached at Findlay (2000), Miami (Ohio) (2001-02, 2005-08), Western Kentucky (2003-04), and Kent State (2009).
- Aukerman was a two-time NAIA All-American at the University of Findlay (Ohio), where he played defensive back and wide receiver from 1995-98.




TITANS ASSISTANT COACHES

BRIAN BELL STRENGTH & CONDITIONING ASSISTANT

[Click For Complete Online Bio](#)

- Bell joined the Titans in 2018 after spending three seasons with the Houston Texans as assistant strength and conditioning coach. He was a member of back-to-back AFC South Division Championships in his first two campaigns in Houston.
- Bell was an assistant strength and conditioning coach at Penn State from 2012-13 and the head football strength and conditioning coach at his high school alma mater, DeMatha Catholic, in Hyattsville, Md., from 2011-12.
- Bell was a tight end and fullback at Kent State from 2002-06. In 2007, Bell signed with the Washington Redskins as an undrafted free agent and served on the team's practice squad.



SCOTT BOOKER DEFENSIVE ASSISTANT

[Click For Complete Online Bio](#)

- Booker joined the Titans in 2018 after spending 15 seasons in the college coaching ranks.
- He spent the 2017 season coaching safeties/special teams at Nebraska.
- Previously, Booker spent seven years (2010-16) at Notre Dame, as a tight ends/special teams coordinator (2012-16) and offensive intern (2010-11). He coached the secondary at Western Kentucky for one season (2009).
- Booker began his coaching career at his alma mater Kent State as a graduate assistant (2003-04) and secondary coach (2005-08).
- The Pittsburgh, Pa. native played collegiately under Defensive Coordinator Dean Pees at Kent State.



SHANE BOWEN OUTSIDE LINEBACKERS

[Click For Complete Online Bio](#)

- Bowen joined the Titans in 2018 after spending two seasons (2016-17) as a defensive assistant for the Houston Texans. He arrived with nine years of coaching experience.
- In 2016, Bowen was part of a Texans staff that that produced the NFL's number one defense (yards allowed) for the first time in franchise history. In 2017, the defense ranked fifth in third-down defense and set a franchise record for yards per carry by opponents (3.97).
- He also served at Kennesaw State as linebackers coach (2013-15), at Ohio State as a defensive graduate assistant (2012). He began his coaching career as an assistant at Georgia Tech (2009-11).
- A native of Pickerington, Ohio, Bowen was a three-year letter winner at Georgia Tech as an outside linebacker.



KEITH CARTER OFFENSIVE LINE

[Click For Complete Online Bio](#)

- Carter joined the Titans in 2018 with 13 years of prior coaching experience, including five seasons in the NFL.
- Prior to arriving in Tennessee, he spent three seasons with the Atlanta Falcons as running backs coach (2017) and assistant offensive line coach (2015-16). The 2016 Falcons offensive line protected NFL MVP Matt Ryan and paved the way for the NFL's fifth-best rushing attack while also winning the NFC Championship.
- He tallied two seasons as the offensive quality control coach for the Seattle Seahawks (2012-13).
- In the college ranks, Carter has experience as the offensive line/run game coach at San Jose State (2014), tight ends (2009) and offensive line coach (2010-11) at the University of San Diego, offensive line coach at University of the Redlands (2007-08), tight ends coach at Wagner College (2006) and as an undergraduate assistant at UCLA (2005).
- The Downingtown, Pa., native was a tight end, H-back and fullback at UCLA.



KERRY COOMBS SECONDARY

[Click For Complete Online Bio](#)

- Coombs was hired by the Titans in 2018 to coach the defensive backs. He arrived with 35 years of prior coaching experience.
- He spent six seasons (2012-17) at Ohio State, and most recently he held the title of assistant coordinator, defense/cornerbacks/special teams coordinator for the Buckeyes.
- In 2017, the Ohio State defense ranked ninth in the NCAA in yards allowed and in 2016, the Buckeyes ranked fourth nationally with 21 interceptions, including seven returned for touchdowns.
- He spent five seasons (2007-11) coaching the defensive backs at the University of Cincinnati.
- Additionally, Coombs has 24 years of experience in the high school ranks, including 16 seasons as the head coach at Colerain High School, where he compiled a 161-34 record.
- A native of Colerain, Ohio, Coombs played on the 1980 University of Dayton Division III National Championship team.



RYAN CROW DEFENSIVE ASSISTANT

[Click For Complete Online Bio](#)

- Crow joined the Titans in 2018 with seven previous seasons of coaching experience in the college ranks.
- Crow served as a graduate assistant at Ohio State (2017) and worked primarily with linebackers.
- Crow spent three seasons at Baldwin Wallace University as offensive coordinator/offensive line coach (2015-16) and offensive line coach (2014). He also spent three seasons at Purdue as a graduate assistant working with the offensive line (2012-13) and one season as assistant strength coach (2011).
- A native of Findlay, Ohio, Crow played linebacker at Bowling Green and earned a scholarship after initially walking on.



TONY DEWS RUNNING BACKS

[Click For Complete Online Bio](#)

- Dewes joined the Titans in 2018 with 20 previous years of coaching in the college ranks.
- Prior to his arrival in Tennessee, Dewes coached running backs at West Virginia in 2017.
- Dewes had stints coaching wide receivers at Arizona (2012-16), tight ends at Pittsburgh (2011), wide receivers at Michigan (2008-10), wide receivers at West Virginia (2007), linebackers at UNLV (2006), special teams (2005) and tackles/tight ends (2004) at Central Michigan, defensive line at Holy Cross (2002), offensive line at California (Pa.) and defensive line at Millersville (1998). He was a graduate assistant at West Virginia from 1999-2001.
- A native of Clifton, Va., Dewes played tight end at Liberty University, where he was the team's leading receiver in both of his final two seasons.



TODD DOWNING TIGHT ENDS

[Click For Complete Online Bio](#)

- Downing joined the Titans in 2019 with 18 years of previous NFL coaching experience.
- He spent 2018 as the tight ends coach for the Minnesota Vikings, helping Pro Bowl tight end Kyle Rudolph post the second-highest reception (64) and yardage totals (634) of his career.
- Downing spent three seasons (2015-17) with the Oakland Raiders, first as quarterbacks coach and then one season as offensive coordinator. In all three seasons with the Raiders, quarterback Derek Carr earned Pro Bowl invites.
- Downing coached the quarterbacks for one season (2014) in Buffalo and spent five seasons (2009-13) with the Detroit Lions. He originally joined the Lions as an offensive quality control coach and worked his way up to quarterbacks coach for the final three seasons.
- Downing began his NFL coaching career with the Minnesota Vikings (2001-05) and then the St. Louis Rams (2006-08).
- The Minneapolis, Minn., native attended the University of Minnesota.



TITANS ASSISTANT COACHES

MATT EDWARDS ASSISTANT SPECIAL TEAMS

[Click For Complete Online Bio](#)

- Edwards joined the Titans in 2018 with 15 previous years of collegiate coaching experience.
- He spent the previous four seasons (2014-17) as the defensive coordinator at Tiffin University.
- Edwards served as the defensive line/special teams coordinator at Florida Atlantic (2013), the linebackers/special teams coordinator (2012) and defensive ends coach (2011) at Miami (Ohio), and seven seasons (2004-10) at Kent State primarily coaching the defensive line. Edwards began his coaching career as linebackers coach at the College of Wooster.
- A native of Cincinnati, Ohio, Edwards played linebacker and defensive end at Miami (Ohio).



CHANDLER HENLEY QUALITY CONTROL

[Click For Complete Online Bio](#)

- Chandler Henley joined the Titans in 2018 after spending the previous three years coaching tight ends at Yale, his alma mater.
- The 2017 Yale squad earned its first outright Ivy League title since 1980, and Henley helped starting tight end Jaeden Graham win first-team All-Ivy League honors.
- Henley spent three total seasons at Vanderbilt University, starting as an offensive/recruiting graduate assistant (2012-13) and adding assistant quarterback coach to his responsibilities in 2014.
- A native of Littleton, Colo., Henley played wide receiver for Yale (2002-06), recording 110 receptions for 1,609 yards and 11 touchdowns during his career.



TYRONE MCKENZIE INSIDE LINEBACKERS

[Click For Complete Online Bio](#)

- McKenzie joined the Titans in 2018 after spending the 2017 season as the assistant special teams coach/defensive consultant for the Los Angeles Rams. He has five seasons of previous coaching experience.
- Prior to joining the NFL coaching ranks, McKenzie spent two seasons coaching collegiately, first as an assistant defensive line/quality control coach at Stanford (2016) and as an outside linebackers/graduate assistant at Colorado (2015).
- He also has two years of high school coaching experience at Berkeley Preparatory School in Tampa, Fla.
- After being drafted by the New England Patriots in the third round (97th overall) of the 2009 NFL Draft, McKenzie spent five years as a linebacker with the Patriots (2009-10), Tampa Bay Buccaneers (2010) and Minnesota Vikings (2011-13). He was a team captain in three of his five seasons.
- A native of Tampa, Fla., McKenzie played linebacker at the University of South Florida.



ROB MOORE WIDE RECEIVERS

[Click For Complete Online Bio](#)

- Moore joined the Titans in 2018 with 16 years of NFL experience as a player and coach.
- He spent three seasons (2015-17) as the wide receivers coach for the Oakland Raiders and one year (2014) with the Buffalo Bills.
- During his three years in Oakland, he worked with Amari Cooper and Michael Crabtree, who totaled 435 receptions, 5,556 receiving yards and 43 touchdowns in that time.
- During his one year in Buffalo, he worked with Sammy Watkins, who set franchise records for a rookie with 65 receptions for 982 yards.
- Moore also spent time coaching at Syracuse (2010-13), Phoenix (Ariz.) Junior College (2009) and Montclair (N.J.) High School (2002-03).
- A native of Hempstead, N.Y., Moore had a 12-year NFL career playing for the New York Jets (1990-94) and Arizona Cardinals (1995-2001).



PAT O'HARA QUARTERBACKS

[Click For Complete Online Bio](#)

- O'Hara joined the Titans in 2018 after spending three seasons (2015-17) with the Houston Texans as an offensive assistant who helped coach quarterbacks. He arrived in Tennessee with 19 previous seasons of coaching experience.
- He spent 10 years coaching in the Arena Football League, including stints as a head coach for the Los Angeles Avengers (2009), Tri-Cities Fever (AF2, 2009), Orlando Predators (2010-11) and New Orleans Voo-Doo (2012-14).
- O'Hara was an offensive coordinator for the AFL's Tampa Bay Storm for three seasons (2005, 2007-08).
- A native of Santa Monica, Calif., O'Hara was a 10th round selection for the Tampa Bay Buccaneers in the 1991 NFL Draft.



MATT PEES QUALITY CONTROL

[Click For Complete Online Bio](#)

- Pees joined the Titans in 2018 with six previous years of high school coaching experience.
- Most recently, he spent two seasons at Green Mountain (Colorado) High School as head coach (2016-17) after joining the staff as an assistant coach in 2014.
- He also spent time as a student assistant at Kent State and as an assistant coach at Ridge View (Colo.) Academy and Ridgemont (Ohio) High School.
- A native of Bowling Green, Ohio, Pees is a graduate of Metro State University in Denver, Colo.



FRANK PIRAINO STRENGTH & CONDITIONING

[Click For Complete Online Bio](#)

- Piraino joined the Titans in 2019 after serving as head strength and conditioning coach for football at Boston College, where he spent six total seasons (2013-18).
- Piraino joined head coach Steve Addazio at Boston College after spending two seasons (2011-12) as his head strength and conditioning coach at Temple and one year as the head strength and conditioning coach for football at Marshall (2010).
- He served on the strength and conditioning staff at the University of Florida for five years (2005-09), during a stretch when Florida won a pair of national championships (2006 and 2008) under head coach Urban Meyer.
- He also spent time at Notre Dame (2004), Michigan State (2003-04) and Walsh Jesuit (Cuyahoga Falls, Ohio) High School (2000-03), as well as an internship with the Cleveland Indians (2000-01).
- Piraino graduated from the University of Akron and later earned a master's degree from Michigan State.



LUKE STECKEL OFFENSIVE ASSISTANT

[Click For Complete Online Bio](#)

- Steckel joined the Titans in 2013 as an assistant to the head coach and was promoted to offensive assistant the following season. He also served as assistant wide receivers coach in 2017.
- He joined the Titans after spending four seasons (2009-2012) with the Cleveland Browns as the assistant to the head coach.
- He spent three seasons as a linebacker at Princeton (2004-06), where he helped lead the Tigers to an Ivy League Championship.
- He is the son of former Titans offensive coordinator Les Steckel and attended Brentwood (Tenn.) High School.



TITANS ASSISTANT COACHES

JOHN STREICHER ASSISTANT TO HEAD COACH

[Click For Complete Online Bio](#)

- Streicher joined the Titans in 2018 after spending the previous two years (2016-17) as Texas State's director of football operations. There he managed the day-to-day operations of the program and oversaw recruiting under Bobcats head coach Everett Withers.
- From 2014-15, Streicher served on James Madison's football staff. He was promoted to the director of football operations and player personnel in 2015 after originally joining JMU as special assistant to the head coach.
- A native of Cincinnati, Ohio, Streicher went to James Madison after spending six seasons on the football staff at Ohio State.



MIKE SULLIVAN ASSISTANT OFFENSIVE LINE

[Click For Complete Online Bio](#)

- Sullivan completed his 15th season coaching in the NFL in 2017. His resume includes eight years as an NFL offensive line coach and four campaigns with the Titans.
- He joined the Titans in 2014 after one season as offensive line coach for the Cleveland Browns (2013).
- Sullivan spent four seasons (2009-12) as offensive line coach for the San Diego Chargers. He had two other stints with the Browns as offensive line coach (2007-08) and assistant offensive line coach (2001-04).
- He has three seasons of college experience, as offensive line coach for Western Michigan (2005-06) and as a graduate assistant for the University of Miami (Fla.) (2000).
- Sullivan began his coaching career in 1997, spending five seasons coaching in Europe.
- A native of Chicago, Ill., Sullivan played in 48 games for the Tampa Bay Buccaneers from 1992-95.



TERRELL WILLIAMS DEFENSIVE LINE

[Click For Complete Online Bio](#)

- Williams joined the Titans in 2018 with 20 previous years of coaching experience, including six seasons in the NFL.
- He spent three seasons coaching the defensive line with the Miami Dolphins (2015-17).
- During Williams' tenure with the Dolphins, Cameron Wake tallied 29 sacks, the eighth-highest total by a player, and Ndamukong Suh posted 15.5 sacks, the eighth-highest number of sacks among defensive tackles.
- Williams also spent three seasons coaching the defensive line with the Oakland Raiders (2012-14).
- Prior to joining the NFL coaching ranks, Williams spent time at Texas A&M (2010-11), Purdue (2006-09), Akron (2004-05), Youngstown State (2002-03), North Carolina A&T (1999-2001) and Fort Scott Community College (1998).
- A native of Los Angeles, Calif., Williams played collegiately at East Carolina as a nose tackle.



TITANS/OILERS ALL-TIME RECORD

	W	L	T
Regular Season:	431	463	6
Home	249	199	2
Road	182	264	4
As Titans (1999-present)	164	156	0
As Oilers (1960-1998)	267	307	6
Postseason:	15	20	0
Home	6	5	0
Road	9	14	0
Super Bowl (XXXIV)	0	1	0
As Titans (1999-present)	6	7	0
As Oilers (1960-1998)	9	13	0

All-time playoff appearances by the Oilers/Titans: 1960, 1961, 1962, 1967, 1969, 1978, 1979, 1980, 1987, 1988, 1989, 1990, 1991, 1992, 1993, 1999, 2000, 2002, 2003, 2007, 2008, 2017

All-time division titles by the Oilers/Titans: 1960, 1961, 1962, 1967, 1991, 1993, 2000, 2002, 2008

NISSAN STADIUM

In 2015, the Titans and Nissan North America announced the formation of a 20-year, exclusive naming-rights partnership that rebranded Nashville's downtown stadium as Nissan Stadium.

NISSAN
STADIUM

Nissan Stadium hosts all Titans home football games, Tennessee State University football games, the Music City Bowl, the CMA Music Festival and numerous other events.

The procurement of naming rights to Nissan Stadium fit the automotive company's 'Fewer, Bigger, Better' marketing strategy, which has included ongoing sponsorships of NBC's 'The Voice,' the Heisman House college football program and a major advertising presence in this year's Super Bowl. Nissan is also now the official automotive partner of the Tennessee Titans.

Nissan's ever-growing footprint in Tennessee includes vehicle and powertrain manufacturing facilities in Smyrna and Decherd respectively, along with its North American headquarters in Franklin.

The Nissan Smyrna Plant began operations in 1983 and employs more than 8,400 people. In 2014, the Smyrna plant assembled more than 648,000 vehicles, making it the highest volume automotive assembly plant in North America. Nissan also has a major manufacturing presence in Canton, Miss., along with research and development groups in California, Arizona and Michigan. In total, the company employs more than 22,000 employees in the U.S.

One component of the Titans-Nissan partnership is assisting charitable organizations throughout Middle Tennessee in an array of community outreach programs. A centerpiece of this is the annual "Taste of Titans" charitable event, for which Nissan serves as presenting sponsor. During the course of a 20-year relationship, a total of more than \$1 million resulting from these annual events is anticipated to be distributed to local non-profit organizations.

Nissan Stadium is a city-owned venue that has housed the Titans since 1999. The naming rights agreement includes the opportunity for Nissan branding on the exterior of the stadium, as well as stadium signage and other unique displays inside the stadium. LP Building Products has held the naming rights to the stadium since 2006 and that exclusivity now shifts to Nissan.

Titans/Oilers all-time regular-season record by home venue:

Stadium	Seasons	W-L-T	Pct.
Jeppesen Stadium	1960-1964	25-11-0	.694
Rice Stadium	1965-1967	11-10-0	.524
Astrodome	1968-1996	113-103-2	.523
Liberty Bowl	1997	6-2-0	.750
Dudley Field (Vanderbilt Stadium)	1998	3-5-0	.375
Nissan Stadium	1999-2018	91-69-0	.569

NISSAN STADIUM RECORD WHEN ...

The Titans at Nissan Stadium (1999-present):

	Games	Record	Pct.
Regular Season	160	91-69	.569
Postseason	4	2-2	.500
Combined	164	93-71	.567

Record When ...	Reg. Season	Playoffs
September	19-14	
October	19-19	
November	20-16	
December	31-19	
January	2-1	2-2
Thursday	4-2	
Friday	0-1	
Saturday	2-1	2-1
Sunday	79-62	0-1
Monday	6-3	
Against own division	38-28	0-1
Against AFC	66-54	2-2
Against NFC	25-15	
Overtime games	6-6	1-0
In primetime	11-10	
Temperature 80+	7-5	
Temperature <40	8-10	1-0
Titans score 20 points	74-28	2-0
Titans score 30 points	31-5	1-0
Titans allow <20 points	62-11	1-1
Titans allow <10 points	13-0	
Titans net 300 yards	68-42	1-2
Opponents net <300 yards	48-9	1-2
Titans commit 0 turnovers	29-7	
Titans force 2 turnovers	61-20	

WINNING AT HOME

Since the midway point of the 2016 season, the Titans have been one of the NFL's most successful teams at home. In that time, the Titans have won 16 of their 20 games at Nissan Stadium.

The Titans won their final four home games of 2016 against the Jacksonville Jaguars, Green Bay Packers, Denver Broncos and Houston Texans. In 2017, they beat the Seattle Seahawks, Indianapolis Colts, Baltimore Ravens, Cincinnati Bengals, Texans and Jaguars at home.

In 2018, the Titans won six games and lost twice at Nissan Stadium. They beat the Texans, Philadelphia Eagles, New England Patriots, New York Jets, Jaguars and Washington Redskins.

Since the weekend of their 2016 victory over the Jaguars (Oct. 27, 2016), the Titans' .800 winning percentage in home games is the second-best mark in the NFL.

Highest winning percentage in home games since Week 8 of 2016 (Oct. 27, 2016-present):

Team	Wins	Losses	Ties	Win Pct
1. New England Patriots	17	3	0	0.850
2. Tennessee Titans	16	4	0	0.800
3. Kansas City Chiefs	16	5	0	0.762
New Orleans Saints	16	5	0	0.762
Baltimore Ravens	16	5	0	0.762
6. Dallas Cowboys	15	6	0	0.714
Philadelphia Eagles	15	6	0	0.714
8. Pittsburgh Steelers	14	6	0	0.700
9. Seattle Seahawks	14	7	0	0.667
Carolina Panthers	14	7	0	0.667
Minnesota Vikings	14	7	0	0.667



HOME DIVISIONAL GAMES

In the last three seasons, the Titans have been one of the NFL's most successful teams facing divisional opponents at home.

Since the beginning of the 2016 campaign, the Titans are 7-2 at Nissan Stadium against the Houston Texans, Indianapolis Colts and Jacksonville Jaguars.

Only the New England Patriots (8-1), Kansas City Chiefs (8-1) and Pittsburgh Steelers (8-1) have fared better at home against divisional opponents.

Best division winning percentage in home games from 2016-2018:

Team	Wins	Losses	Ties	Win %
1. Pittsburgh Steelers	8	1	0	.889
New England	8	1	0	.889
Kansas City Chiefs	8	1	0	.889
4. Tennessee Titans	7	2	0	.778
Miami Dolphins	7	2	0	.778
Dallas Cowboys	7	2	0	.778
Atlanta Falcons	7	2	0	.778
8. Philadelphia Eagles	6	3	0	.667
New Orleans Saints	6	3	0	.667
Houston Texans	6	3	0	.667

WINNING IN THE AFC SOUTH

From 2017 through 2018, the Titans were 8-4 in games versus AFC South opponents. Their .667 winning percentage was the best in the division during that time period.

The Titans finished the 2017 regular season with a 5-1 record in the AFC South, giving them their second-best divisional record since the formation of the AFC South in 2002. In 2018, the Titans went 3-3 within the division.

Best division winning percentage in the AFC South from 2017-2018:

Team	Wins	Losses	Ties	Win %
1. Tennessee Titans	8	4	0	.667
2. Indianapolis Colts	6	6	0	50.0
3. Houston Texans	5	7	0	41.7
Jacksonville Jaguars	5	7	0	41.7

Best final division records for the Titans since the AFC South was formed in 2002:

Season	Wins	Losses	Win %
1. 2002	6	0	1.000
2. 2017	5	1	.833
3. 2008	4	2	.667
2003	4	2	.667
2006	4	2	.667
2007	4	2	.667
7. 2018	3	3	.500
2011	3	3	.500

THREE CONSECUTIVE WINNING SEASONS

In 2018, the Titans recorded their third season with a winning record in three seasons since **Jon Robinson** was hired as general manager.

In the "Titans era" (1999–present), it marks the first time the team has had three consecutive winning campaigns.

With 9-7 records in 2016, 2017 and 2018, the Titans are tied for the fifth-longest active streak of winning seasons in the NFL. Only the New England Patriots (18), Seattle Seahawks (seven), Kansas City Chiefs (six) and Pittsburgh Steelers (five) have longer streaks heading into 2019.

Most current consecutive winning seasons:

Team	Total	Seasons
1. New England Patriots	18	2001–2018
2. Seattle Seahawks	7	2012–2018
3. Kansas City Chiefs	6	2013–2018
4. Pittsburgh Steelers	5	2014–2018
5. Tennessee Titans	3	2016–2018
Dallas Cowboys	3	2016–2018
7. (six tied)	2	2017–2018

WINNING CLOSE GAMES

The Titans have been one of the NFL's most successful teams in games decided by three points or less in the recent seasons. They were 3-2 in such games in 2018.

Of all NFL games in 2016 decided by three or fewer points, or games that ended in a tie, the Titans were one of only three clubs to record at least four wins without suffering a loss. They then went 2-1 in 2017 in such contests.

Best NFL winning percentages from 2016-18 in games decided by three points or less (regular season):

Team	Wins	Losses	Ties	Pct
1. Oakland Raiders	10	3	0	.769
2. Tennessee Titans	9	3	0	.750
3. Miami Dolphins	8	3	0	.727
4. Los Angeles Rams	6	3	0	.667
5. Buffalo Bills	4	2	0	.667
6. New England Patriots	4	2	0	.667
7. Pittsburgh Steelers	8	4	1	.654
8. Houston Texans	8	5	0	.615
9. Washington Redskins	5	3	1	.611
10. Dallas Cowboys	6	4	0	.600

Titans' win-loss record in games decided by three points or less in the "Titans era" (regular season, 1999–present):

Season	Record	Season	Record	Season	Record
2018	3-2	2011	2-1	2004	1-2
2017	2-1	2010	0-3	2003	2-1
2016	4-0	2009	3-2	2002	2-2
2015	1-4	2008	2-1	2001	3-2
2014	1-3	2007	2-2	2000	4-3
2013	1-3	2006	4-3	1999	5-1
2012	3-0	2005	1-1		

GAMES AGAINST PLAYOFF TEAMS IN 2018

In 2018, the Titans played nine total games against seven clubs that went on to make the playoffs (two games apiece versus division rivals Indianapolis and Houston). It was the highest total in the NFL.

The Titans' four wins against playoff clubs—Houston, Philadelphia, Dallas and New England—tied for the most in the league. Only New England, the Los Angeles Rams and Carolina had as many.

Most games (regular season) against playoff teams in 2018:

Team	Games vs. Playoff Opponents
1. Tennessee Titans	9
2. Denver Broncos	8
Jacksonville Jaguars	8
New York Giants	8
Oakland Raiders	8
6. (six tied)	7

TOP RUSHING OFFENSES, 2016-2018

Since the beginning of the 2016 season, the Titans rank fourth in the NFL in rushing offense.

In 2018, the Titans finished seventh in the NFL and third in the AFC with 126.4 rushing yards per game.

In 2016, the Titans finished third in the NFL and second in the AFC in rushing offense. They totaled 2,187 rushing yards, or an average of 136.7 rushing yards per game. It was the 12th best average in franchise history.

Top rushing offenses (yards per game) from 2016–2018:

Team	Rushing Yards	Per Game
1. Buffalo Bills	6,631	138.1
2. Dallas Cowboys	6,529	136.0
3. Carolina Panthers	6,052	126.1
4. Tennessee Titans	6,043	125.9
5. New Orleans Saints	5,837	121.6
6. New England Patriots	5,798	120.8
7. Seattle Seahawks	5,780	120.4
8. Baltimore Ravens	5,760	120.0
9. Houston Texans	5,722	119.2
10. Jacksonville Jaguars	5,616	117.0

TOP RUSHING OFFENSES IN 2018

The Titans averaged 126.4 rushing yards per game in 2018. They ranked seventh in the NFL in third in the AFC.

Top rushing offenses (yards per game) in 2018:

Team	Rushing Yards	Per Game
1. Seattle Seahawks	2,560	160.0
2. Baltimore Ravens	2,441	152.6
3. Los Angeles Rams	2,231	139.4
4. Carolina Panthers	2,136	133.5
5. New England Patriots	2,037	127.3
6. New Orleans Saints	2,025	126.6
7. Tennessee Titans	2,023	126.4
8. Houston Texans	2,021	126.3
9. Buffalo Bills	1,984	124.0
10. Dallas Cowboys	1,963	122.7



MOST RUSHING TOUCHDOWNS, 2017-18

Since the beginning of the 2017 season, the Titans have been one of the NFL's best teams in reaching the end zone on rushing attempts.

In 2017, the Titans tied for second in the NFL with 18 rushing touchdowns. Only the New Orleans Saints had more. They followed with 15 rushing touchdowns in 2018 (11th).

Most rushing touchdowns from 2017-18:

Team	Rushing Touchdowns
1. New Orleans Saints	49
2. Los Angeles Rams	40
3. New England Patriots	34
4. Tennessee Titans	33
Baltimore Ravens	33
6. Carolina Panthers	32
7. Dallas Cowboys	31
8. Chicago Bears	29
9. Pittsburgh Steelers	28
Kansas City Chiefs	28

TIGHT END PRODUCTION UNDER SMITH

Former Titans tight ends coach **Arthur Smith** was promoted to offensive coordinator in January 2019.

During his final season coaching the tight ends, Smith and the team were dealt a significant challenge when starter **Delanie Walker** suffered an injury in the season opener and was placed on injured reserve for the remainder of the season.

However, during the second half of 2018 the remaining Titans tight ends—including **Jonnu Smith**, **Luke Stocker**, **Anthony Firkser** and **My-Cole Pruitt**—were establishing the group as one of the league's most productive units.

From Week 9-17, the Titans tight ends' 49 total receptions tied for the fourth-highest total in the league among tight ends. Additionally, their 607 receiving yards ranked fifth, and their six touchdown receptions tied for fourth place.

Most receptions by team tight end units in 2018 from Week 9-17:

Team	Rec	Rec Yds	Rec TD
1. Philadelphia Eagles	71	672	6
2. Kansas City Chiefs	66	764	7
3. San Francisco 49ers	55	868	4
4. Tennessee Titans	49	607	6
Oakland Raiders	49	589	7
6. Atlanta Falcons	47	424	2
New York Giants	47	642	2
8. Indianapolis Colts	46	505	9
Washington Redskins	46	504	3
Green Bay Packers	46	485	2



TOP RATED DEFENSES IN 2018

In 2018, the Titans defense ranked eighth in the NFL, allowing an average of 333.4 yards per game. It was the unit's highest ranking since finishing seventh in overall defense in 2008.

NFL leaders in total defense in 2018 (opponents' net yards per game):

Team	Opponent Yards/Game
1. Baltimore Ravens	292.9
2. Buffalo Bills	294.1
3. Chicago Bears	299.7
4. Minnesota Vikings	309.7
5. Jacksonville Jaguars	311.4
6. Pittsburgh Steelers	327.2
7. Dallas Cowboys	329.3
8. Tennessee Titans	333.4
9. Los Angeles Chargers	333.7
10. Detroit Lions	335.0

PASSING DEFENSE

In 2018, the Titans defense allowed opponents to pass for an average of 216.9 net yards per game. That rated as the sixth-lowest average in the NFL.

Prior to 2018, the Titans had not ranked sixth or better in passing defense since 2000, when they led the league.

Top passing defenses in 2018 (opponent passing yards per game):

Team	Opp. Passing Yards/Game
1. Buffalo Bills	179.2
2. Jacksonville Jaguars	194.6
3. Minnesota Vikings	196.3
4. Arizona Cardinals	203.9
5. Baltimore Ravens	210.0
6. Tennessee Titans	216.9
7. Chicago Bears	219.7
8. Detroit Lions	224.9
9. Los Angeles Chargers	227.9
10. Pittsburgh Steelers	231.1

SCORING DEFENSE

The Titans defense allowed 18.9 points per game in 2018, which was the third-best average in the NFL. It was the Titans' lowest average points allowed since 2008 (14.6).

The Titans surrendered 21 or fewer points in 10 of their 16 games in 2018.

Fewest points allowed per game in 2018:

Team	Points Allowed/Game
1. Chicago Bears	17.7
2. Baltimore Ravens	17.9
3. Tennessee Titans	18.9
4. Jacksonville Jaguars	19.8
5. Houston Texans	19.8
6. Dallas Cowboys	20.3
New England Patriots	20.3
8. Los Angeles Chargers	20.6
9. Minnesota Vikings	21.3
10. Indianapolis Colts	21.5

FEWEST TOUCHDOWNS ALLOWED IN 2018

The Titans allowed their opponents to reach the end zone only 32 times in 2018, a total that ranked as the second-best in the NFL. It was the lowest total allowed by the Titans since 2010 (32).

Fewest total touchdowns allowed in 2018:

Team	TDs Allowed
1. Chicago Bears	30
2. Tennessee Titans	32
3. Baltimore Ravens	33
4. Jacksonville Jaguars	34
Minnesota Vikings	34
6. Dallas Cowboys	35
7. Houston Texans	36
New England Patriots	36
9. Philadelphia Eagles	37
Indianapolis Colts	37

DEFENSE IN THE RED ZONE

The Titans were one of the NFL's best teams in 2018 in limiting opponents inside the red zone. Opposing teams scored touchdowns at a rate of 44.7 percent against the Titans once they went inside Tennessee's 20-yard line. Only the Philadelphia Eagles (44.6) fared better.

Top defenses in the red zone in 2018 (touchdown percentage):

Team	Opp. Drives	Touchdowns	TD Pct.
1. Philadelphia Eagles	56	25	44.6
2. Tennessee Titans	47	21	44.7
3. Minnesota Vikings	49	22	44.9
4. Seattle Seahawks	51	25	49.0
5. Chicago Bears	40	20	50.0
Los Angeles Chargers	50	25	50.0
7. Dallas Cowboys	49	25	51.0
8. Jacksonville Jaguars	47	24	51.1
9. Washington Redskins	52	27	51.9
10. New York Jets	59	31	52.5

DEFENDING THE PASS IN THE RED ZONE

In 2018 the Titans ranked second in the NFL in completion percentage on opponent passes inside the red zone. The Titans' 16 opponents attempted 63 passes in the red zone and completed only 27 of them—42.9 percent. Only the Philadelphia Eagles defense's 41.1 percent rate (37 of 90) was better.

Additionally, Titans opponents combined for only a 76.7 passer rating in the red zone, the fourth-lowest number in the NFL.

Lowest 2018 opponent completion percentage in the red zone:

Opponent	Opp. Attempts	Comp.	Pct.
1. Philadelphia Eagles	90	37	41.1
2. Tennessee Titans	63	27	42.9
Kansas City Chiefs	84	36	42.9
4. New York Jets	88	41	46.6
5. New England Patriots	76	37	48.7
6. Jacksonville Jaguars	60	30	50.0
7. Los Angeles Rams	73	37	50.7
New York Giants	71	36	50.7
Minnesota Vikings	67	34	50.7
10. Los Angeles Chargers	71	37	52.1

DEFENSE ON THIRD DOWN

In 2018, the Titans defense allowed their opponents to convert third downs at a rate of 36.6 percent (75 of 205), which ranked 10th in the NFL.

Top third-down defenses in 2018:

Opponent	Conversions	Attempts	Opp. 3rd Down Pct.
1. Minnesota Vikings	58	190	30.5
2. New York Jets	72	213	33.8
3. Baltimore Ravens	72	211	34.1
4. Chicago Bears	75	219	34.2
5. Seattle Seahawks	64	183	35.0
6. Philadelphia Eagles	71	201	35.3
7. Cleveland Browns	75	210	35.7
8. Buffalo Bills	74	203	36.5
Pittsburgh Steelers	72	197	36.5
10. Tennessee Titans	75	205	36.6

DEFENSE IN THE FOURTH QUARTER

The Titans defense was arguably the best in the NFL in the fourth quarter during the 2018 season. The Titans allowed only 65.9 yards per game in the fourth quarter, which led the NFL.

Total defense (yards per game) in the fourth quarter in 2018:

Team	Opp. Yards Per Game
1. Tennessee Titans	65.9
2. Baltimore Ravens	68.9
3. Buffalo Bills	72.9
4. Arizona Cardinals	73.6
5. Denver Broncos	74.4
6. Minnesota Vikings	75.4
7. Los Angeles Chargers	76.2
Indianapolis Colts	76.2
9. Green Bay Packers	79.9
10. Jacksonville Jaguars	80.7

There were six games in which the opposition did not score a single point in the final stanza, helping the Titans finish second in the NFL with only 62 total points allowed in the fourth quarter. The Titans defense gave up six touchdowns all season in the fourth quarter, tied with the Baltimore Ravens and Cincinnati Bengals for the lowest total in the league.

Fewest touchdowns allowed in the fourth quarter in 2018:

Team	TDs Allowed
1. Tennessee Titans	6
Baltimore Ravens	6
Cincinnati Bengals	6
4. Denver Broncos	7
5. Arizona Cardinals	8
Indianapolis Colts	8
Houston Texans	8
8. Minnesota Vikings	9
Cleveland Browns	9
Los Angeles Rams	9

Fewest points allowed in the fourth quarter in 2018:

Team	Points Allowed
1. Baltimore Ravens	58
2. Tennessee Titans	62
3. Denver Broncos	66
4. Houston Texans	72
5. Arizona Cardinals	80
6. Los Angeles Rams	82
7. New Orleans Saints	83
Indianapolis Colts	83
9. New England Patriots	84
Cincinnati Bengals	84

TITANS DBs A THREAT ON THE BLITZ

The Titans defensive backs contributed nine total sacks in 2018, which was the highest total in the NFL. Cornerback **Logan Ryan** led the group with a career-high four sacks, while safety **Kevin Byard** (2.0), safety **Kenny Vaccaro** (2.0) and cornerback **Malcolm Butler** (1.0) also contributed to the total.

The nine sacks were the most by the team's defensive back group in the "Titans era" (1999–present), surpassing the eight sacks by the safeties and cornerbacks in 2014.

Most sacks by a defensive back group in 2018:

Team	Sacks
1. Tennessee Titans	9.0
2. Minnesota Vikings	7.5
3. Arizona Cardinals	6.5
4. Chicago Bears	6.0
5. Green Bay Packers	5.5
Buffalo Bills	5.5
7. Carolina Panthers	5.0
Baltimore Ravens	5.0
Los Angeles Chargers	5.0
10. New York Jets	4.5

TITANS LIMIT BIG PLAYS, 2017-18

Since the beginning of the 2017 season, the Titans have allowed the fourth-fewest number of 20-yard plays by opponents.

In 2017, the Titans defense allowed an NFL-low 40 total plays of 20 yards or longer. Opposing offenses had only three runs of at least 20 yards and only 37 passes of at least 20 yards. The Titans defense's 40 plays of 20-plus yards in 2017 represented the team's lowest number in the "Titans era" (1999–present).

The team's 55 such plays allowed in 2018 was the eighth-lowest total in the NFL.

Fewest plays allowed of at least 20 yards, 2017-18:

Opponent	Rushes of 20+ Yards	Passes of 20+ Yards	Total Plays of 20+ Yards
1. Minnesota Vikings	13	78	91
Chicago Bears	16	75	91
3. Jacksonville Jaguars	17	77	94
4. Tennessee Titans	10	85	95
5. Dallas Cowboys	16	86	102
6. Buffalo Bills	26	78	104
7. Atlanta Falcons	19	89	108
8. Baltimore Ravens	18	92	110
9. Arizona Cardinals	30	81	111
10. Detroit Lions	17	95	112

TOP RUSHING DEFENSES, 2016-2018

Since the beginning of the 2016 season, the Titans rank near the top of the NFL in rushing defense.

The 2017 Titans led the AFC and ranked fifth in the NFL in rushing defense. Their opponents averaged 88.8 rushing yards per game.

In 2016, the Titans finished second in the NFL and first in the AFC in rushing defense. Their opponents totaled 1,413 rushing yards, or an average of 88.3 rushing yards per game.

Top rushing defenses (yards per game) from 2016–2018:

Team	Opponent Rushing Yards	Per Game
1. Philadelphia Eagles	4,470	93.1
2. Dallas Cowboys	4,513	94.0
3. Baltimore Ravens	4,537	94.5
4. Houston Texans	4,665	97.2
5. Carolina Panthers	4,678	97.5
6. Tennessee Titans	4,696	97.8
New Orleans Saints	4,696	97.8
8. San Diego Chargers	1,567	97.9
9. Pittsburgh Steelers	4,831	100.6
10. Minnesota Vikings	4,863	101.3

FIRST SHUTOUT SINCE 2000

With a 17-0 victory over the Giants on Dec. 16, the Titans recorded the 16th shutout in franchise history and the fourth road shutout in franchise history. The team's last shutout victory was a 31-0 home win against the Dallas Cowboys on Dec. 25, 2000.

The last time the team shut out an opponent on the road was Dec. 17, 2000, in a 24-0 win at the Cleveland Browns.

Shutout victories in franchise history:

Date	Opponent	Score
9/9/61	Oakland	55-0
9/10/66	Oakland	31-0
10/16/66	N.Y. Jets	24-0
10/13/68	at Boston	16-0
9/21/75	at New England	7-0
9/12/76	Tampa Bay	20-0
9/18/77	N.Y. Jets	20-0
11/6/77	Chicago	47-0
12/4/80	Pittsburgh	6-0
10/22/89	Pittsburgh	27-0
9/27/92	San Diego	27-0
9/12/93	Kansas City	30-0
1/2/94	N.Y. Jets	24-0
12/17/00	at Cleveland	24-0
12/25/00	Dallas	31-0
12/16/18	at N.Y. Giants	17-0

FEWEST PENALTIES IN A 16-GAME SEASON

The Titans were called for only 82 total penalties in 2018, leading the NFL and setting a team record for the lowest number in a 16-game season (since 1978, excluding strike-shortened 1982 and 1987 seasons). They received no more than four penalties in nine of their 16 games.

The previous franchise record for fewest penalties in a 16-game season was 84 by the 1983 Oilers.

Fewest penalties in a 16-game season, franchise history:

Season	Penalties
1. 2018	82
2. 1983	84
3. 2017	85
4. 1996	91
5. 1981	93
2015	93

The Titans' 82 penalties made up the lowest single-season total in the NFL since the Jacksonville Jaguars (73), New Orleans Saints (80) and Miami Dolphins (81) had lower totals in 2014. In 2018, the next-closest team to the Titans was the Carolina Panthers with 92 penalties.

Fewest penalties in 2018:

Team	Penalties
1. Tennessee Titans	82
2. Carolina Panthers	92
Minnesota Vikings	92
4. New England Patriots	93
5. Detroit Lions	94
New Orleans Saints	94
7. Los Angeles Rams	96
8. Chicago Bears	97
9. Philadelphia Eagles	100
10. Arizona Cardinals	101
Atlanta Falcons	101

KICKOFF RETURN RECORD

In 2018, the Titans set a new NFL record for kickoff return average and became the first team in NFL history to average more than 30.0 yards per kickoff return in a season. They totaled 23 returns for 737 yards, an average of 32.0 yards per return.

The 2013 Kansas City Chiefs owned the previous record with a 29.9-yard kickoff return average (44 attempts for 1,316 yards), followed by the 1972 Chicago Bears at 29.4 yards (52 for 1,528).

The former franchise record for kickoff return average in a season as 26.1 yards per attempt by both the 1963 Oilers and 2000 Titans.

There is no minimum attempt count for the team kickoff return average record.

Highest single-season team kickoff return average, NFL history:

Team	Season	KR Att	Yds	Avg
1. Tennessee Titans	2018	23	737	32.0
2. Kansas City Chiefs	2013	44	1,316	29.9
3. Pittsburgh Steelers	1952	39	1,128	28.9
4. Baltimore Ravens	2014	38	1,077	28.3
Minnesota Vikings	2015	42	1,190	28.3

Darius Jennings' 31.7-yard kickoff return average, which included a 94-yard touchdown in Week 1 at Miami, also set a new franchise record.

Highest individual kickoff return average, franchise history (minimum 1.25 attempts per team game):

Player	Season	KR Att	Yds	Avg
1. Darius Jennings	2018	22	698	31.7
2. Ken Hall	1960	19	594	31.3
3. Bobby Jancik	1962	24	726	30.3
4. Bobby Jancik	1963	45	1,317	29.3
5. Chris Carr	2008	35	984	28.1
6. Carl Roaches	1981	28	769	27.5

Jennings' 31.7-yard average led the NFL in 2018 and tied for the sixth-best average in the NFL among qualifiers (1.25 attempts per team game) since 1970.

Highest individual kickoff return average in 2018 (minimum 20 attempts):

Player	KR	Yds	Avg	Long	TD
1. Darius Jennings	22	698	31.7	94	1
2. Andre Roberts	40	1,174	29.4	99	1
3. Cordarrelle Patterson	23	663	28.8	95	1
4. Tremon Smith	33	886	26.8	97	0
5. Alex Erickson	40	1,049	26.2	77	0
6. Corey Coleman	23	598	26.0	51	0
7. Richie James	23	580	25.2	97	1
8. Desmond King	22	522	23.7	40	0
9. Marvin Hall	26	616	23.7	53	0
10. Dwayne Harris	29	663	22.9	34	0

2018 INDIVIDUAL HONORS

Pro Bowl (Number of Pro Bowls with Titans, Total Career Selections)

DT Jurrell Casey (4, 4)
P Brett Kern (2, 2)
T Taylor Lewan (3, 3)

Titans Walter Payton Man of the Year

DT Jurrell Casey

Ed Block Courage Award

T Jack Conklin

AFC Players of the Week

Week 2—Special Teams: DB Dane Cruikshank
Week 4—Offense: QB Marcus Mariota
Week 10—Defense: LB Wesley Woodyard
Week 14—Offense: RB Derrick Henry

AFC Offensive Player of the Month

December: RB Derrick Henry

FedEx Ground Player of the Week

Week 14: RB Derrick Henry
Week 15: RB Derrick Henry

Other Honors

Pro Football Focus Second-Team All-Pro: S Kevin Byard
Pro Football Writers of America All-AFC: RB Derrick Henry
Pro Football Writers of America All-AFC: T Taylor Lewan
Pro Football Writers of America All-AFC: P Brett Kern

FOUR CONSECUTIVE PRO BOWLS

In 2018 the Titans had three players named to the Pro Bowl. Defensive tackle **Jurrell Casey**, punter **Brett Kern** and left tackle **Taylor Lewan** were all named to the annual all-star game, which was played Jan. 27 at Camping World Stadium in Orlando, Fla.

Casey achieved a first-time feat for players in the club's "Titans era" (1999–present). Seven other players who have worn the two-tone blue, including Lewan, have been named to three Pro Bowls. However, Casey is the first to earn four selections in the Titans era. He has done so in four consecutive seasons.

Lewan has made the Pro Bowl every year since 2016. He joins a list of six other players who have made it to three total Pro Bowls in the Titans era: defensive end **Jevon Kearse** (1999–2001), offensive lineman **Bruce Matthews** (1999–2001), quarterback **Steve McNair** (2000, 2003, 2005), defensive end **Kyle Vanden Bosch** (2005, 2007, 2009), running back **Chris Johnson** (2008–2010) and tight end **Delanie Walker** (2015–2017).

Casey, Lewan, Walker, Kearse, Matthews and Johnson are the only four Titans players in the Titans era to be named to at least three consecutive Pro Bowls.

Kern was named to his second consecutive Pro Bowl.

Most Pro Bowl selections in the "Titans era" (1999–present; does not include selections prior to the 1999 season):

Player	Position	Pro Bowls	Seasons
1. Jurrell Casey	DT	4	2015, 2016, 2017, 2018
2. Taylor Lewan	T	3	2016, 2017, 2018
Delanie Walker	TE	3	2015, 2016, 2017
Chris Johnson	RB	3	2008, 2009, 2010
Jevon Kearse	DE	3	1999, 2000, 2001
Bruce Matthews	OL	3	1999, 2000, 2001
Steve McNair	QB	3	2000, 2003, 2005
Kyle Vanden Bosch	DE	3	2005, 2007, 2009
9. (10 players tied with 2)			



2018 GAME-BY-GAME HIGHLIGHTS

Week 1 • Sept. 9, 2018 • Titans 20 at DOLPHINS 27 • 0-1

With two delays during the game due to lightning, the 7-hour, 8-minute contest is the longest in the NFL since the 1970 merger ... Miami's Ryan Tannehill completes to touchdown passes to Kenny Stills, including a 75-yarder ... Each team has a kickoff return touchdown in the fourth quarter, including Darius Jennings (94 yards) for the Titans ... The Titans lose Marcus Mariota, Taylor Lewan and Delanie Walker with injuries ... Reshad Jones notches two of the Dolphins' three interceptions.

Week 2 • Sept. 15, 2018 • Texans 17 at TITANS 20 • 1-1

Ryan Succop kicks the game-winning 31-yard field goal with a minute remaining in the fourth quarter ... Blaine Gabbert starts for Marcus Mariota (elbow injury) and completes an 18-yard touchdown to Taywan Taylor ... The Titans' other touchdown comes on a fake punt, when Kevin Byard passes to Dane Cruikshank for a 66-yard score ... The Titans defense sacks Deshaun Watson four times, including two sacks by defensive tackle Jurrell Casey, and Adoree' Jackson logs his first career interception.

Week 3 • Sept. 23, 2018 • TITANS 9 at Jaguars 6 • 2-1

Marcus Mariota does not start due to an elbow injury but comes off the bench in the first quarter after Blaine Gabbert exits with a concussion ... Ryan Succop boots three field goals, including the game-winning 28-yarder with 4:06 remaining ... The Titans rush for 150 yards, including 57 by Derrick Henry and 51 by Mariota ... The Jaguars score the fewest points by a Titans opponent since the Dolphins (three points) on Nov. 11, 2012.

Week 4 • Sept. 30, 2018 • Eagles 23 at TITANS 26 (OT) • 3-1

Marcus Mariota connects with Corey Davis on the game-winning, 10-yard touchdown pass with five seconds remaining in overtime ... The Eagles take the lead with a field goal in overtime after tying the score with a field goal in the final minute of regulation ... Davis has nine receptions for 161 yards ... Mariota passes for 344 yards and two scores and adds 46 rushing yards and one rushing touchdown ... He outduels Carson Wentz, who passes for 348 yards and two scores for the Eagles.

Week 5 • Oct. 7, 2018 • Titans 12 at BILLS 13 • 3-2

Stephen Hauschka's 46-yard field goal as time expires provides the win for the Bills ... The Titans take a 12-10 lead with 4:43 remaining on a 50-yard field goal by Ryan Succop but allow Josh Allen and the Bills the ensuing drive for the game-winning score ... The Titans turn the ball over three times—two lost fumbles and one interception ... Succop boots four field goals to score all of Tennessee's points ... LeSean McCoy has 85 of Buffalo's 144 rushing yards on 43 total carries.

Week 6 • Oct. 14, 2018 • RAVENS 21 at Titans 0 • 3-3

The Titans suffer their first shutout defeat at Nissan Stadium and their first shutout defeat overall since Nov. 28, 2010 at Houston ... The Ravens defense records 11 sacks, finishing one sack shy of the NFL record ... The Ravens convert 12 of their 17 third-down attempts, including eight of nine attempts in the first half ... Joe Flacco passes for 238 yards and a touchdown, while Alex Collins rushes for 54 yards and two scores for Baltimore.

Week 7 • Oct. 21, 2018 (London) • Titans 19 at CHARGERS 20 • 3-4

The Titans play the franchise's first international game at Wembley Stadium ... After Marcus Mariota completes a touchdown pass to Luke Stocker with 31 seconds remaining, a two-point conversion fails on an incomplete pass from Mariota to Taywan Taylor ... Philip Rivers completes touchdown passes of 75 and 55 yards for the Chargers ... Before halftime Mariota throws his first career interception in the red zone ... Dion Lewis totals 155 scrimmage yards, while Tajae Sharpe has a career-high 101 receiving yards.

Week 9 • Nov. 5, 2018 • TITANS 28 at Cowboys 14 • 4-4

The Titans overcome two early fumbles and score 14 unanswered points in the second half to win on Monday Night Football ... Marcus Mariota passes for 240 yards, two touchdowns and a 119.9 passer rating and adds another rushing touchdown ... Running back Dion Lewis accounts for 122 total yards (62 rushing, 60 receiving) and a touchdown catch ... The Titans sack Dak Prescott five times and force two turnovers, including an interception by safety Kevin Byard in the end zone.

Week 10 • Nov. 11, 2018 • Patriots 10 at TITANS 34 • 5-4

The Titans score 17 points in the first quarter and never trail in the contest ... Marcus Mariota passes for 228 yards with touchdown passes to tight end Jonnu Smith and receiver Corey Davis ... Davis totals 125 yards on seven catches ... Derrick Henry rushes for two touchdowns ... The Titans defense shuts out the Patriots in the second half and for the game limits the Patriots to 40 rushing yards on 19 attempts ... The Titans sack Tom Brady three times and hold him to a 70.6 passer rating.

Week 11 • Nov. 18, 2018 • Titans 10 at COLTS 38 • 5-5

Andrew Luck completes 23 of 29 passes for 297 yards with three touchdowns, no interceptions and a 143.8 passer rating ... The Colts outscore the Titans 24-3 in the first half ... Blaine Gabbert finishes the game at quarterback for the Titans after Marcus Mariota leaves in the second quarter with an elbow injury ... The Colts defense records two interceptions and five sacks ... Colts receiver T.Y. Hilton totals 155 yards and two scores.

Week 12 • Nov. 26, 2018 • Titans 17 at TEXANS 34 • 5-6

The Texans overcome a 10-0 deficit by rushing for 281 yards and getting a pair of touchdown passes from Deshaun Watson to Demaryius Thomas ... Texans tailback Lamar Miller rushes for 162 yards, including a 97-yard touchdown on the play following a failed Titans fourth-down attempt ... Marcus Mariota completes 22 of 23 passes for 303 yards and two touchdowns, compiling the second-best single-game completion percentage (95.7) in NFL history.

Week 13 • Dec. 2, 2018 • Jets 22 at TITANS 26 • 6-6

The Titans come back after trailing 16-0 in the first half and 22-13 in the fourth quarter ... Marcus Mariota delivers a game-winning, 11-yard touchdown pass to Corey Davis with 36 seconds remaining ... The Jets are helped by five field goals from Jason Myers, an interception returned for a touchdown by cornerback Trumaine Johnson, a blocked punt and a blocked extra point ... Mariota passes for 282 yards, including 104 yards to Taywan Taylor.

Week 14 • Dec. 6, 2018 • Jaguars 9 at TITANS 30 • 7-6

On Thursday Night Football, Derrick Henry rushes for a franchise-record 238 yards and ties Tony Dorsett's NFL record with a 99-yard touchdown run ... Henry's four rushing touchdowns tie a franchise record, and he becomes the second NFL player with a 90-yard (99) and 50-yard (54) rushing touchdown in a game, joining Chris Johnson ... The Titans defense sacks Jaguars quarterback Cody Kessler four times and provides a goal-line stop on fourth down that precedes Henry's 99-yarder.

Week 15 • Dec. 16, 2018 • TITANS 17 at Giants 0 • 8-6

In a cold, steady rain, the Titans record their first shutout since Dec. 25, 2000 ... Derrick Henry follows a 238-yard rushing performance the previous week with 170 yards and two touchdowns on a career-high 33 carries at New York ... Henry scores on one-yard carries in the first and third quarters ... The Titans defense limits Saquon Barkley to a 2.2-yard rushing average (14 carries for 31 yards) and limits Eli Manning to a 54.1 passer rating ... The Titans get a key interception by safety Kevin Byard deep in Titans territory in the third quarter.

Week 16 • Dec. 22, 2018 • Redskins 16 at TITANS 25 • 9-6

Quarterback Blaine Gabbert comes off the bench for Marcus Mariota (stinger) late in the second quarter ... Gabbert's two-yard touchdown pass to tight end MyCole Pruitt gives the Titans the lead with 4:30 remaining in the fourth quarter, and the defense seals the win with consecutive interceptions by Kevin Byard and Malcolm Butler on Josh Johnson passes ... Adrian Peterson rushes for 119 yards for the Redskins, while Derrick Henry contributes 84 yards and a score for the Titans.

Week 17 • Dec. 30, 2018 • COLTS 33 at Titans 17 • 9-7

In a Sunday night game to determine the sixth and final spot in the AFC playoffs, the Colts prevailed behind three touchdown passes by Andrew Luck and 119 rushing yards and a touchdown by Marlon Mack ... Blaine Gabbert started at quarterback for the Titans in place of an injured Marcus Mariota (neck/foot) and passed for 165 yards and one touchdown with two interceptions ... The Titans were driving in the fourth quarter trailing 24-17 before cornerback Kenny Moore II swung momentum back to the Colts with an interception ... Titans linebacker Jayon Brown contributed an interception for a touchdown and a forced fumble and recovery.



TITANS QUARTERBACKS

No.	Name	Ht	Wt	Exp	College
12	Davis, Austin	6-2	221	7	Southern Mississippi
7	Gabbert, Blaine	6-4	235	8	Missouri
8	Mariota, Marcus	6-4	222	4	Oregon

#8 • QB MARCUS MARIOTA

[CLICK FOR COMPLETE BIO](#)

Marcus Mariota (6-4, 222) completed his fourth NFL season in 2018. The Titans selected him with the No. 2 overall selection in the 2015 NFL Draft, and since that time, he arguably has had the best beginning to a career of any quarterback in team annals.

Mariota won 27 games as a starter from 2015 through 2018. It was the most by any quarterback in his first four seasons with the franchise since **George Blanda** joined the Oilers as a 10-year veteran in 1960 and earned 34 wins through 1963.

Mariota became the fifth quarterback in NFL history with at least 12,000 passing yards (12,004) and 1,200 rushing yards (1,270) in his first four seasons, joining **Russell Wilson**, **Cam Newton**, **Jeff Garcia** and **Blake Bortles**.

In 2018, Mariota completed 228 of 331 passes for 2,528 yards with 11 touchdowns, eight interceptions and a passer rating of 92.3. He is the only quarterback in franchise history to produce a passer rating of 90.0 or greater in three separate seasons.

Mariota's 68.9 completion percentage in 2018 shattered the previous franchise record. It was previously owned by **Cody Carlson**, who completed 65.6 percent of his passes (149 of 227) in 1992.

In 2017, Mariota led the team to the postseason and became the youngest quarterback in franchise history to win a playoff game. His statistics in the regular season included 281 completions, 3,232 yards and 13 touchdowns on 453 attempts (79.3 passer rating).

From 2015–2016, Mariota passed for 6,244 yards and 45 touchdowns, while throwing only 19 interceptions. His 93.8 passer rating during that time ranked sixth in NFL history for a player's first two NFL campaigns, trailing only **Kurt Warner** (107.9), **Dan Marino** (104.5), **Nick Foles** (101.0), **Russell Wilson** (100.6) and **Ben Roethlisberger** (98.3).

In 2016, Mariota started 15 games. He was 276-of-451 passing for 3,426 yards, 26 touchdowns and nine interceptions. His 95.6 passer rating ranks third in franchise history for a single season, behind only **Warren Moon's** 96.8 in 1990, when he was the Associated Press Offensive Player of the Year, and **Steve McNair's** 100.4 in 2003, when he was the NFL's Co-MVP. Only two quarterbacks with the franchise have had more touchdown passes in a season than Mariota in 2016: **George Blanda** (36 in 1961 and 27 in 1962) and **Moon** (33 in 1990).

During his rookie season, Mariota started 12 games, missing four total contests due to injuries. He completed 230 of his 370 passes for 2,818 yards, 19 touchdowns—all franchise rookie records—while throwing only 10 interceptions. At the time, his 91.5 passer rating ranked third in franchise history.

Mariota also set a franchise rookie record by completing 62.2 percent of his passes. That was the fifth-highest percentage by a rookie quarterback in NFL history and the eighth-highest completion percentage in a season by any quarterback in Titans/Oilers history.

On the ground in 2015, Mariota accounted for 252 yards and a pair of touchdowns on 34 carries. He finished second in franchise history in rushing yards by a rookie quarterback, trailing only Young's 2006 total of 552 rushing yards. Mariota's total included an 87-yard touchdown run against Jacksonville (Dec. 6), which was the fifth-longest rushing play in franchise history.

Mariota joined Manning (1998) as the only rookie quarterbacks in NFL history to complete three touchdown passes in four different games, and he became the lone NFL rookie to ever record two games with four touchdown



passes and no interceptions (Sept. 13 at Tampa Bay and Nov. 8 at New Orleans).

He entered the NFL following a historic career at the University of Oregon. He concluded his three seasons as the school's starting quarterback by winning the Heisman Trophy and leading his team to the College Football Playoff Championship Game.

Mariota broke nearly every major passing record at Oregon, totaling 10,796 career passing yards and 105 touchdown passes. The three-time All-Pac-12 selection started every game over his three seasons, earning a 36-5 record, and he completed at least one touchdown pass in every contest. He became one of four players in FBS history to pass for 10,000 yards and rush for 2,000 yards (2,237) in a career, joining **Dan LeFevour**, Griffin and **Colin Kaepernick**.

During his Heisman season in 2014, Mariota directed the Ducks to a Rose Bowl victory over Florida State. His totals for the year included 4,454 passing yards, 42 touchdown passes and only four interceptions. He also rushed for 770 yards and 15 touchdowns and even caught a touchdown pass. His 58 total touchdowns in a season (passing, rushing and receiving) shattered **Matt Barkley's** (2011) previous Pac-12 record of 41 touchdowns.

The 6-foot-4-inch, 222-pound signal caller became the fifth Heisman Trophy winner to be drafted by the Oilers/Titans, joining **Billy Cannon**, **Earl Campbell**, **Mike Rozier** and **Eddie George**. **Derrick Henry** became the sixth Heisman winner drafted by the club when he was selected in 2016.

At the 2015 NFL Scouting Combine, he finished among the top three quarterbacks in the 40-yard dash, vertical jump, broad jump, three-cone drill and 20-yard shuttle. His 4.52-second 40-yard dash gave him the fastest quarterback time at the Combine since Griffin's 4.41 in 2012.

Mariota is a native of Honolulu, Hawaii.

2018 Highlights:

- **At Miami (9/9)**, completed nine of 16 passes for 103 yards with two interceptions and added three rushing attempts for 15 yards before leaving the game in the third quarter due to an elbow injury.
- **Against Houston (9/16)**, did not play due to an elbow injury.
- **At Jacksonville (9/23)**, did not start due to an elbow injury. After Blaine Gabbert was hurt (concussion) in the first quarter, he entered the contest and completed 12 of 18 passes for 100 yards and a passer rating of 80.8. In the fourth quarter, he led a 12-play, 65-yard drive that ended with the game-winning field goal, capping Mariota's 10th career game-winning drive (including playoffs). Mariota added 51 rushing yards on seven attempts, including three rushing first downs. His 51 rushing yards made up the fourth-highest total of his career.
- **Against Philadelphia (9/30)**, credited with a game-winning drive (11th career) for the second consecutive week, throwing a 10-yard, game-winning touchdown pass to Corey Davis with five seconds remaining in overtime. He also completed an 11-yard touchdown pass to Tajaé Sharpe. His game totals included 30 completions and 344 yards on 43 attempts with two touchdowns, one interception and a passer rating of 99.4. He notched his sixth career 300-yard game. His passing yardage total ranked third in his career, while his completion total set a career high. Mariota's 30 completions were the most by a Titans player since Ryan Fitzpatrick's 36



Mariota's 2018 Statistics:

Passing																	Rushing									
Date/Opp	W-L	G/S	Att	Cmp	Pct	Yds	Yd/Att	TD	TD%	Int	Int%	Lg	Sack	Lost	Rate	Att	Yds	Avg	Lg	TD						
9/9 at Mia	L	QB	16	9	56.3	103	6.4	0	0.0	2	12.5	31	0	0	36.2	3	15	5.0	7	0						
9/16 vs. Hou	W							Did Not Play																		
9/23 at Jax	W		18	12	66.7	100	5.6	0	0.0	0	0.0	22	1	8	80.8	7	51	7.3	15	0						
9/30 vs. Phi	W	QB	43	30	69.8	344	8.0	2	4.7	1	2.3	51	3	17	99.4	10	46	4.6	17	1						
10/7 at Buf	L	QB	26	14	53.8	129	5.0	0	0.0	1	3.8	23	2	8	51.6	2	10	5.0	5	0						
10/14 vs. Bal	L	QB	15	10	66.7	117	7.8	0	0.0	0	0.0	24	11	66	90.1	2	25	12.5	21	0						
10/21 at LAC	L	QB	32	24	75.0	237	7.4	1	3.1	1	3.1	21	2	11	92.8	7	38	5.4	11	0						
11/5 at Dal	W	QB	29	21	72.4	240	8.3	2	6.9	0	0.0	37	4	25	119.9	10	32	3.2	12	1						
11/11 vs. NE	W	QB	24	16	66.7	228	9.5	2	8.3	0	0.0	29	2	14	125.0	2	21	10.5	20	0						
11/18 at Ind	L	QB	13	10	76.9	85	6.5	0	0.0	1	7.7	23	4	19	61.4	4	17	4.3	9	0						
11/26 at Hou	L	QB	23	22	95.7	303	13.2	2	8.7	0	0.0	61	6	43	147.7	6	28	4.7	14	0						
12/2 vs. NYJ	W	QB	35	20	57.1	282	8.1	2	5.7	1	2.9	55	3	9	90.4	5	42	8.4	27	0						
12/6 vs. Jax	W	QB	24	18	75.0	162	6.8	0	0.0	1	4.2	29	1	0	75.3	4	13	3.3	12	0						
12/16 at NYG	W	QB	20	12	60.0	88	4.4	0	0.0	0	0.0	17	1	8	70.4	2	11	5.5	11	0						
12/22 vs. Was	W	QB	13	10	76.9	110	8.5	0	0.0	0	0.0	18	2	15	101.4	1	7	7.0	7	0						
12/30 vs. Ind	L							Inactive																		

Mariota's Career Regular Season Statistics:

Year	G	S	Att	Cmp	Passing										Rate	Rushing				
					Pct	Yds	Yd/Att	TD	TD%	Int	Int%	Lg	Sack	Lost		Att	Yds	Avg	Lg	TD
2015	12	12	370	230	62.2	2,818	7.6	19	5.1	10	2.7	61t	38	258	91.5	34	252	7.4	87t	2
2016	15	15	451	276	61.2	3,426	7.6	26	5.8	9	2.0	60	23	156	95.6	60	349	5.8	41	2
2017	15	15	453	281	62.0	3,232	7.1	13	2.9	15	3.3	75t	27	173	79.3	60	312	5.2	34t	5
2018	14	13	331	228	68.9	2,528	7.6	11	3.3	8	2.4	61	42	243	92.3	64	357	5.6	27	2
Totals	56	55	1,605	1,015	63.2	12,004	7.5	69	4.3	42	2.6	75	130	830	89.4	218	1,270	5.8	87	11

Mariota's Career Postseason Statistics:

Year	G	S	Att	Cmp	Passing										Rate	Rushing				
					Pct	Yds	Yd/Att	TD	TD%	Int	Int%	Lg	Sack	Lost		Att	Yds	Avg	Lg	TD
2017	2	2	68	41	60.3	459	6.8	4	5.9	1	1.5	36	10	62	93.9	12	83	6.9	17	0

Mariota's Regular Season Single-Game Highs:

Attempts - 44 (twice, last vs. Cincinnati, 11/12/17)
Completions - 30 vs. Philadelphia (9/30/18)
Passing Yards - 371 at New Orleans (11/8/15)
Touchdown Passes - 4 (Three times, last vs. Green Bay, 11/13/16)
Long Completion - 75t at Pittsburgh (11/16/17)
Rushing Attempts - 10 (Three times, last at Dallas, 11/5/18)
Rushing Yards - 112 vs. Jacksonville (12/6/15)
Long Rush - 87t vs. Jacksonville (12/6/15)
Rushing Touchdowns - 2 at Houston (10/11/17)

Mariota's Playoff Single-Game Highs:

Attempts - 37 at New England (1/13/18)
Completions - 22 at New England (1/13/18)
Passing Yards - 254 at New England (1/13/18)
Touchdown Passes - 2 (twice, last at New England, 1/13/18)
Long Completion - 36 at New England (1/13/18)
Rushing Attempts - 8 at Kansas City (1/6/18)
Rushing Yards - 46 at Kansas City (1/6/18)
Long Rush - 17 at Kansas City (1/6/18)
Rushing Touchdowns - (none)

completions against Arizona on Dec. 15, 2013. With 344 passing yards and a team-high 46 rushing yards, he produced a career-high 390 combined yards. In the third quarter, he scampered for a two-yard touchdown run. He completed his first 15 total passes in the second half and overtime. During the contest, he went past the 10,000-yard passing mark and the 1,000-yard rushing mark, joining Warren Moon (33,685 passing yards and 1,541 rushing yards) and Steve McNair (19,482 passing and 1,025 rushing) as the only players in franchise history to accomplish the feat. He was awarded with AFC Offensive Player of the Week honors for the fourth time in his career, tying Steve McNair (four) for the second-most by a quarterback in franchise history behind Warren Moon (six).

➤ **At Buffalo (10/7)**, completed 14 of 26 passes for 129 yards with an interception. He added 10 yards on two rushing attempts.

➤ **Against Baltimore (10/14)**, completed 10 of 15 passes for 117 yards and a 90.1 passer rating. He added a team-high 25 rushing yards on two attempts.

➤ **Against the Los Angeles Chargers in London (10/21)**, completed 24 of 32 passes for 237 yards with one touchdown, one interception and a passer rating of 92.8. He tossed a one-yard touchdown pass to Luke Stocker in the fourth quarter. His 75.0 percent completion rate ranked fourth in his career and was his highest mark since Oct. 27, 2016 (81.8 percent vs. Jacksonville). He added 38 rushing yards on seven attempts.

➤ **At Dallas (11/5)**, completed 21 of 29 passes for 240 yards with two touchdown passes and no interceptions on Monday Night Football. In the second quarter, he completed an 18-yard touchdown pass to running back Dion Lewis, and in the third quarter, he completed a seven-yard touchdown

pass to tight end Jonnu Smith. His passer rating was the seventh-highest mark of his career. He also rushed for 32 yards and a nine-yard touchdown on 10 attempts (tied career high). It marked his seventh career game with at least one rushing and one passing touchdown and his fifth career performance with at least two passing touchdowns and one rushing touchdown. On third down, he completed six of seven passes for 98 yards with six first downs and a passer rating of 118.8.

➤ **Against New England (11/11)**, in his 50th career regular season game, completed 16 of 24 passes for 228 yards and two touchdowns with no interceptions. His 125.0 passer rating qualified as the sixth-best rating of his career (minimum 20 attempts). He added two rushing attempts for 21 yards. He completed two touchdown passes for the second consecutive game, connecting on touchdown passes of four yards to Jonnu Smith and 23 yards to Corey Davis in the first quarter. It was the second time in his career with two touchdown passes in the first quarter and the first time since his first NFL game at Tampa Bay on Sept. 13, 2015. In the fourth quarter, he caught a pass from wide receiver Darius Jennings for a 21-yard gain and a first down.

➤ **At Indianapolis (11/18)**, completed 10 of 13 passes for 85 yards and one interception before leaving the game in the second quarter with an elbow injury.

➤ **At Houston (11/26)**, completed 22 of 23 passes for 303 yards with two touchdowns and no interceptions on Monday Night Football. He added 28 rushing yards on six attempts. His completion rate of 95.7 percent set a franchise record and was the second-highest single-game completion percentage in NFL history (minimum 20 attempts) behind Philip Rivers' 96.6

percent (28 of 29) the previous day against Arizona (Nov. 25). Mariota broke the franchise record of 88.5 percent (23 of 26) by former Oilers signal caller Chris Chandler (Sept. 24, 1995 at Cincinnati). Mariota completed his first 19 passes at Houston, going until late in the fourth quarter before throwing an incompletion on his 20th attempt. Since the beginning of the 1997 season, no Titans/Oilers quarterback had completed as many consecutive passes in a game as Mariota did against the Texans, breaking his own mark of 15 consecutive completions (Sept. 30, 2018 vs. Philadelphia). Mariota's 19 consecutive completions to start the game at Houston topped the previous high for the franchise since 1997: 10 consecutive completions by Mariota to begin the game against the Green Bay Packers on Nov. 13, 2016 and Steve McNair's 10 consecutive completions to begin the game against the New England Patriots on Sept. 20, 1998. Mariota's passer rating against the Texans was 147.7, giving him his third-highest career passer rating with at least 20 attempts and the fourth-highest single-game passer rating in franchise history. Mariota's 61-yard touchdown pass to Jonnu Smith in the first quarter at Houston was his third-longest career pass, and he added a 48-yard touchdown pass to Corey Davis in the third quarter. It was his 23rd career game with at least two touchdown passes and his first performance with at least two passes of 45 or more yards. With 303 passing yards, Mariota recorded his eighth career 300-yard passing game and his second of 2018.

➤ **Against the New York Jets (12/2)**, completed 20 of 35 passes for 282 yards with two touchdowns and one interception (90.4 passer rating). Late in the first half, he completed a 12-yard touchdown pass to tight end Anthony Firkser, and he added a game-winning, 11-yard touchdown pass to Corey Davis in the fourth quarter. It was Mariota's 24th career game with at least two passing touchdowns. On consecutive drives in the fourth quarter, Marcus Mariota connected with Taywan Taylor on passes of 44 yards and 55 yards, the latter tying for his sixth-longest career pass. He recorded his 12th career game-winning drive (including postseason). The 86-yard drive against the Jets was his second-longest career game-winning drive, and longer than all but a 90-yard drive against the Jaguars on Dec. 6, 2015. He added 43 rushing yards against the Jets, including a 27-yard run in the fourth quarter that was his longest carry of the season and helped set up his game-winning touchdown pass moments later.

➤ **Against Jacksonville (12/6)**, completed 18 of 24 passes for 162 yards with one interception on Thursday Night Football. He added 13 rushing yards.

➤ **At the New York Giants (12/16)**, completed 12 of 20 passes for 88 yards. He added 11 rushing yards on two attempts. On an 11-yard scamper in the first quarter, he set a new career high for rushing yards in a season, surpassing the 349 rushing yards he had in 2016.

➤ **Against Washington (12/22)**, completed 10 of 13 passes for 110 yards (101.4 passer rating) before exiting the contest late in the second quarter with a stinger.

➤ **Against Indianapolis (12/30)**, he was inactive with neck and foot injuries.

FRANCHISE LEADING PASSERS

On Nov. 26, 2018 at Houston, **Marcus Mariota** qualified for several of the franchise's all-time passing records. During the game, Mariota reached 1,500 career passing attempts, the benchmark to qualify for NFL and team passing records in career completion percentage and career passer rating, among other categories.

When Mariota hit 1,500 attempts, he became the franchise's all-time leader in completion percentage and passer rating, moving in front of former record holder **Steve McNair** (59.5 completion percentage and 83.3 passer rating) at the top of the leaderboard.

Highest career passer rating in franchise history (minimum 1,500 attempts):

Player	Seasons	Passer Rating
1. Marcus Mariota	2015–present	89.4
2. Steve McNair	1995–2005	83.3
3. Warren Moon	1984–1993	80.4
4. George Blanda	1960–1966	62.5
5. Dan Pastorini	1971–1979	61.0

Highest career completion percentage in franchise history (minimum 1,500 attempts):

Player	Seasons	Completion Pct.
1. Marcus Mariota	2015–present	63.2
2. Steve McNair	1995–present	59.5
3. Warren Moon	1984–1993	57.9
4. Dan Pastorini	1971–1979	51.5
5. George Blanda	1960–1966	48.4

Most passing yards, franchise history:

Player	Seasons	Passing Yards
1. Warren Moon	1984–1993	33,685
2. Steve McNair	1995–2005	27,141
3. George Blanda	1960–1966	19,149
4. Dan Pastorini	1971–1979	16,864
5. Marcus Mariota	2015–2018	12,004
6. Vince Young	2006–2010	8,098
7. Kerry Collins	2006–2010	6,804
8. Ken Stabler	1980–1981	5,190
9. Pete Beathard	1967–1969	5,128
10. Jake Locker	2011–2014	4,967

MARCUS MARIOTA'S GAME-WINNING DRIVES

In his NFL career, quarterback **Marcus Mariota** has led 12 game-winning drives in the fourth quarter of overtime, including the regular season and postseason. That includes five games in 2017: a 36-22 win against Indianapolis (10/16), a 12-9 victory at Cleveland (10/22), a 24-20 win against Cincinnati (11/12), a 20-16 win at Indianapolis (11/26) and a 22-21 win at Kansas City (1/6) in the playoffs. In 2018, he led a game-winning drive in a 9-6 win at Jacksonville (9/23), in a 26-23 overtime win against Philadelphia (9/30) and in a 26-22 victory against the New York Jets (12/2).

Per the Elias Sports Bureau, a game-winning drive is defined as when a quarterback's team scores on an offensive possession to put the team ahead (whether tied or from behind) for good in the fourth quarter or overtime.

Marcus Mariota's game-winning drives:

Date/Opp.	4th Qtr Deficit/Tie	Score, Start of Drive	Drive Start	Mariota's Drive Stats (Att-Cmp-Yds, TD, Rushing)	Drive Totals	Drive End	Scoring Play	Final Score
11/8/15 at NO	28-28	28-28	15:00 (OT)	6-6-62, 1 TD, 3 rushes for 18 yds	9-80-5:10	9:50	Mariota 5-yard pass to Anthony Fasano	34-28
12/6/15 vs. Jax	28-32	28-32	10:09	1-1-5, 1 TD, 2 rushes for 89 yds	3-90-1:39	8:30	Marcus Mariota 87-yard run	42-39
9/18/16 at Det	3-15	10-15	7:04	10-10-82, 1 TD, 4 rushes for 19 yds	13-83-5:51	1:13	Mariota 9-yard pass to Andre Johnson	16-15
12/18/16 at KC	7-17	16-17	1:07	4-3-40, 0 TD, 0 rushes	6-40-1:07	0:00	Ryan Succop 53-yd FG	19-17
10/16/17 vs. Ind	15-19	22-22	7:27	3-3-74, 1 TD, 0 rushes	4-75-1:58	5:29	Mariota 53-yard pass to Taywan Taylor	36-22
10/22/17 at Cle	9-9	9-9	5:57 (OT)	1-1-8, 0 TD, 5 rushes for 12 yds	7-20-4:02	2:00	Ryan Succop 47-yd FG	12-9
11/12/17 vs. Cin	17-20	17-20	5:03	10-5-53, 1 TD, 3 rushes for 15 yds	12-73-4:27	0:36	Mariota 7-yd pass to DeMarco Murray	24-20
11/26/17 at Ind	13-16	13-16	11:24	3-2-29, 1 TD, 7 rushes for 42 yds	9-77-5:25	5:59	DeMarco Murray 1-yd run	20-16
1/6/18 at KC*	10-21	16-21	11:15	7-4-40, 1 TD, 2 rushes for 19 yds	11-80-5:09	6:06	Mariota 22-yd pass to Eric Decker	22-21
9/23/18 at Jax	6-6	6-6	10:48	4-3-32, 0 TD, 0 rushes	12-65-6:42	4:06	Ryan Succop 28-yd FG	9-6
9/30/18 vs. Phi	10-17	20-23	6:19 (OT)	11-5-48, 1 TD, 2 rushes for 24 yds	16-75-6:14	0:05	Mariota 10-yd pass to Corey Davis	26-23
12/2/18 vs. NYJ	13-22	19-22	1:46	5-3-39, 1 TD, 1 rush for 27 yds	6-86-1:10	0:36	Mariota 11-yd pass to Corey Davis	26-22

* Playoff game

GAME-WINNING DRIVES FROM 2017-18

From 2017 through 2018, only two NFL quarterbacks recorded more game-winning drives than **Marcus Mariota**. Including the regular season and playoffs, he had eight-such drives, tied with **Case Keenum** behind only **Dak Prescott** and **Drew Brees**.

Mariota's game-winning drives in that time period included games against Indianapolis (Oct. 16, 2017), at Cleveland (Oct. 22, 2017), against Cincinnati (Nov. 12, 2017), at Indianapolis (Nov. 26, 2017), at Kansas City (playoff game on Jan. 6, 2018), at Jacksonville (Sept. 23, 2018), against Philadelphia (Sept. 30, 2018) and against the New York Jets (Dec. 2, 2018).

Most game-winning drives by quarterbacks from 2017–2018, including playoffs:

Player	Team(s)	Game-Winning Drives
1. Dak Prescott	Dallas Cowboys	10
2. Drew Brees	New Orleans	9
3. Marcus Mariota	Tennessee Titans	8
Case Keenum	Denver/Minnesota	8
5. Andy Dalton	Cincinnati Bengals	7
Ben Roethlisberger	Pittsburgh Steelers	7
7. Tom Brady	New England Patriots	6
Nick Foles	Philadelphia Eagles	6
Jared Goff	Los Angeles Rams	6
Russell Wilson	Seattle Seahawks	6

SINGLE-SEASON COMPLETION % RECORD

In 2018, **Marcus Mariota** set a new single-season franchise record by a large margin. He had a completion rate of 68.9 percent, completing 228 of his 331 passes on the year.

Through the franchise's first 58 seasons (1960–2017), no quarterback recorded a completion percentage above 66.0 percent. **Cody Carlson** established the previous benchmark in 1992 by completing 65.6 percent of his passes (149 of 227).

Mariota tied **Derek Carr** for fifth place in the NFL in completion percentage. Only New Orleans quarterback **Drew Brees** (74.4), Minnesota's **Kirk Cousins** (70.1), Philadelphia's **Carson Wentz** (69.6) and Atlanta's **Matt Ryan** (69.4) fared better.

Highest single-season completion percentage, franchise history:

Player	Season	Pass Attempts	Completions	Completion Percent
1. Marcus Mariota	2018	331	228	68.9
2. Cody Carlson	1992	227	149	65.6
3. Warren Moon	1992	346	224	64.7
4. Ken Stabler	1980	457	293	64.1
5. Chris Chandler	1995	356	225	63.2
6. Steve McNair	2000	396	248	62.6
7. Steve McNair	2003	400	250	62.5
8. Vince Young	2007	382	238	62.3
9. Marcus Mariota	2015	370	230	62.2
10. Marcus Mariota	2017	453	281	62.0

12,000/1,200 CLUB

In his first four NFL seasons, **Marcus Mariota** passed for 12,004 yards and rushed for an additional 1,270 yards. He became the fifth player in NFL history with at least 12,000 passing yards and 1,200 rushing yards in his first four seasons.

Jeff Garcia became the first quarterback to accomplish the feat in 2002. Since then, four more signal callers matched the feat: **Cam Newton**, **Russell Wilson**, **Blake Bortles** and Mariota.

Players in NFL history with 12,000 passing yards and 1,200 rushing yards in their first four NFL seasons (through 2018):

Player	Seasons	Team	Passing Yards	Rushing Yards
Marcus Mariota	2015–2018	Tennessee	12,004	1,200
Blake Bortles	2014–2017	Jacksonville	14,928	1,410
Russell Wilson	2012–2015	Seattle	13,974	2,430
Cam Newton	2011–2014	Carolina	14,426	2,571
Jeff Garcia	1999–2002	San Francisco	13,704	1,252

MARCUS MARIOTA'S STARTING RECORD WHEN ...

Record When Mariota	Regular Season					'17 Playoffs
	'15	'16	'17	'18	Career	
Starts at quarterback	3-9	8-7	9-6	7-6	27-28	1-1
Starts vs. division opponents	1-2	1-4	5-1	1-2	8-9	0-0
Passes for 300 or more yards	1-1	0-1	1-1	1-1	3-4	0-0
Completes 1 or more TD passes	3-4	6-5	8-2	4-2	21-13	1-1
Completes 2 or more TD passes	3-3	6-4	2-1	4-1	15-9	1-1
Completes 3 or more TD passes	3-1	3-1	0-0	0-0	6-2	0-0
Starts and passes for no INTs	2-3	5-3	4-2	4-2	15-10	0-1
Completes 70.0% of his passes	2-0	4-0	1-0	3-3	10-3	0-0
Has a passer rating of 80.0+	3-3	6-4	5-1	5-3	19-11	1-1
Has a passer rating of 90.0+	3-1	6-2	5-1	5-3	19-7	0-1
Has a passer rating of 100.0+	3-0	6-1	2-1	3-1	14-3	0-0
Sacked 0 times	1-0	3-1	2-0	0-1	6-2	0-0
Rushes for 1 or more TDs	1-1	1-1	1-3	2-0	5-5	0-0
Rushes for 2 or more TDs	0-0	0-0	0-1	0-0	0-1	0-0
Rushes and Passes for 1 TD	1-0	1-1	1-1	2-0	5-2	0-0



MARIOTA AT AGE 25

Marcus Mariota celebrated his 25th birthday on Oct. 30, 2018. He became only the ninth quarterback since the NFL-AFL merger in 1970 to pass for at least 10,000 yards before his 25th birthday.

The list also includes **Drew Bledsoe** (14,642 passing yards before his 25th birthday), **Jameis Winston** (14,628), **Josh Freeman** (12,963), **Peyton Manning** (12,287), **Matthew Stafford** (12,272), **Dan Marino** (11,975), **Cam Newton** (11,299) and **Blake Bortles** (11,241).

Among the nine players to accomplish the feat, Mariota led the group in completion percentage (62.2) and ranked third in passer rating (87.5) behind only Marino (96.6) and Winston (87.8).

Mariota (1,098), Newton (2,032 rushing yards) and Bortles (1,088) were the only three players with 10,000 passing yards and 1,000 rushing yards before age 25.

Players since the 1970 NFL-AFL merger with 10,000 passing yards before age 25 (through 2018):

Player	Completion Pct.	Passing Yards	Passer Rating
Drew Bledsoe	55.1	14,642	72.0
Jameis Winston	61.6	14,628	87.8
Josh Freeman	58.8	12,963	79.8
Peyton Manning	60.4	12,287	85.4
Matthew Stafford	59.8	12,272	82.3
Dan Marino	61.1	11,975	96.6
Cam Newton	59.8	11,299	86.4
Blake Bortles	58.8	11,241	79.6
Marcus Mariota	62.2	10,506	87.5



MARIOTA'S FOUR-YEAR WIN TOTAL

Marcus Mariota won 27 games as a starter from 2015 through 2018. It was the most by any quarterback in his first four seasons with the franchise since **George Blanda** joined the Oilers as a 10-year veteran in 1960 and earned 34 wins through 1963.

Mariota won three games as a rookie in 2015. He won eight games in his second season and led the team to the playoffs with nine wins in his third year. In 2018, he registered seven wins as a starter.

Most wins by a starting quarterback in his first four seasons with the Titans/Oilers, franchise history:

		Wins in ...				
Quarterback	Seasons	Year 1	Year 2	Year 3	Year 4	Total
1. George Blanda	1960-1963	8	9	11	6	34
2. Marcus Mariota	2015-2018	3	8	9	7	27
3. Vince Young	2006-2009	8	9	1	8	26
4. Steve McNair	1995-1998	2	2	8	8	20
5. Warren Moon	1984-1987	3	4	5	7	19
6. Kenny Stabler	1980-1981	11	5	-	-	16
Pete Beathard	1967-1969	7	3	6	-	16

RED ZONE PASSING

Since the time he entered the NFL in 2015, Titans quarterback **Marcus Mariota** has been one of the NFL's most efficient quarterbacks in the red zone. During that time, Mariota has completed 47 touchdown passes with only one interception inside the opponents' 20-yard line.

Highest red zone passer rating from 2015–2018 (from the opponents' 1-19 yard lines; minimum 100 attempts):

Player	Att	Cmp	Pct	Yds	TD	Int	Rate
1. Andrew Luck	191	127	66.5	813	63	2	110.4
2. Drew Brees	337	233	69.1	1,317	85	6	108.1
3. Tom Brady	317	197	62.1	1,385	91	5	105.1
4. Marcus Mariota	188	108	57.4	749	47	1	103.9
5. Jared Goff	170	98	57.6	673	46	2	101.3
6. Carson Wentz	198	112	56.6	755	53	2	100.5
7. Kirk Cousins	289	166	57.4	1,118	72	5	98.4
8. Matt Ryan	310	181	58.4	1,255	78	8	96.4
9. Carson Palmer	195	103	52.8	796	51	3	96.3
10. Andy Dalton	223	124	55.6	926	66	5	96.0

In 2016, **Marcus Mariota's** 113.5 passer rating in the red zone (from the opponents' 1-19 yard lines) tied for third in the NFL. He had 18 touchdowns without an interception in the red zone.

Highest red zone passer rating in 2016 (from the opponents' 1-19 yard lines):

Player	Team	Att	Cmp	Yds	TD	Int	Rate
1. Ryan Tannehill	Mia	44	30	224	11	0	119.7
2. Colin Kaepernick	SF	32	19	185	13	0	115.2
3. Andrew Luck	Ind	66	44	258	20	0	113.5
Marcus Mariota	Ten	54	34	251	18	0	113.5
5. Tom Brady	NE	62	43	288	20	1	112.1
6. Tyrod Taylor	Buf	50	30	240	11	0	111.7
7. Sam Bradford	Min	74	50	309	14	1	109.7
8. Matt Ryan	Atl	94	62	374	23	1	108.8
9. Aaron Rodgers	GB	105	64	382	31	0	107.6
10. Andy Dalton	Cin	67	37	267	13	0	104.3

As a rookie in 2015, Mariota's 116.1 passer rating in the red zone ranked third in the NFL behind **Blaine Gabbert's** 120.5 and **Matthew Stafford's** 118.0. Since at least 1991 (statistic not tracked prior to then), Mariota finished with the highest single-season passer rating by a Titans quarterback, topping the previous benchmark of 110.5 by **Ryan Fitzpatrick** in 2013 (25-41, 177 yards, eight touchdowns, zero interceptions).

SINGLE-GAME COMPLETION %, NFL HISTORY

On Nov. 26, 2018, **Marcus Mariota** completed 22 of 23 passes for 303 yards. His completion rate of 95.65 percent set a franchise record and was the second-highest single-game completion percentage in NFL history (minimum 20 attempts). Los Angeles Chargers quarterback **Philip Rivers** set the all-time NFL record the day before Mariota's performance at Houston, completing 96.55 percent of his passes (28 of 29) against the Arizona Cardinals on Nov. 25.

Prior to Week 12 of the 2018 campaign, the previous NFL record holder was **Kurt Warner**, who completed 92.31 percent of his passes for Arizona against Jacksonville on Sept. 20, 2009 (24 of 26).

Highest completion percentage in a game in NFL history (minimum 20 attempts to qualify; as of Nov. 26, 2018):

Player	Team	Opp	Date	Att	Cmp	Pct
1. Philip Rivers	LAC	Ari	11/25/18	29	28	96.55
2. Marcus Mariota	Ten	at Hou	11/26/18	23	22	95.65
3. Kurt Warner	Ari	Jax	9/20/09	26	24	92.31
4. Vinny Testaverde	Cle	LAR	12/26/93	23	21	91.30
5. Ken Anderson	Cin	Pit	11/10/74	22	20	90.91

Mariota broke the franchise's single-game completion-percentage record held by former Oilers signal caller **Chris Chandler**, who completed 88.5 percent of his passes (23 of 26) at Cincinnati on Sept. 24, 1995.

Highest completion percentage in a game in franchise history (minimum 20 attempts to qualify):

Player	Opp	Date	Att	Cmp	Pct
1. Marcus Mariota	at Hou	11/26/18	23	22	95.65
2. Chris Chandler	at Cin	9/24/95	26	23	88.46
3. Ken Stabler	Bal	9/21/80	21	18	85.71
4. Steve McNair	Ind	12/8/02	23	19	82.61
Warren Moon	Mia	10/1/89	23	19	82.61
6. Ken Stabler	at Cle	9/15/80	28	23	82.14
7. Marcus Mariota	Jax	10/27/16	22	18	81.82
8. Chris Chandler	at Cle	11/5/95	20	16	80.00

MARIOTA'S FIRST POSTSEASON

In his first career postseason, **Marcus Mariota** completed 41 of 68 passes for 459 yards with four touchdowns and one interception in two games—both on the road. He led the team to a Wild Card victory at Kansas City on Jan. 6, 2018.

His 93.9 passer rating was the franchise's fourth-best in a single postseason (minimum 20 attempts), ranking behind only **George Blanda's** 117.8 in 1960, **Warren Moon's** 106.0 in 1991 and Moon's 103.0 in 1992.

In a single postseason with the franchise, Mariota also finished sixth in completions, sixth in yards and tied for second in touchdown passes.

Highest passer rating in a postseason, franchise history (minimum 20 attempts):

Player	Postseason	Att	Cmp	Yds	TD	Int	Rating
1. George Blanda	1960	31	16	301	3	0	117.8
2. Warren Moon	1991	76	55	596	5	2	106.0
3. Warren Moon	1992	50	36	371	4	2	103.0
4. Marcus Mariota	2017	68	41	459	4	1	93.9
5. Warren Moon	1989	48	29	315	2	0	93.7
6. Warren Moon	1993	43	32	306	1	1	91.8
7. Steve McNair	2002	80	48	532	3	2	81.9
8. Warren Moon	1987	75	45	537	2	3	74.1
9. Dan Pastorini	1978	70	44	602	4	6	73.6
10. Kerry Collins	2008	42	26	281	0	1	71.6

TITANS TIDBITS: MARCUS MARIOTA

- In 2016, Mariota launched his Motiv8 Foundation, which serves the communities of Middle Tennessee, Eugene and Honolulu. The Motiv8 Foundation aims to create and support economic and educational programs and athletic activities to provide an alternative outlet for youth of troubled neighborhoods and backgrounds. Since its launch, the Motiv8 Foundation has awarded hundreds of thousands of dollars to various organizations.
- The Motiv8 Foundation fed 5,000 homeless and workers in the homeless field on Oahu and Maui and additionally donated 1,000 pounds of dog food to two dog shelters on Oahu during the 2018 off-season.
- Annually, Motiv8 sponsors the attendance of 1,200+ kids to a University of Hawaii game, 300+ kids to a Oregon Ducks game and more than a 100 kids to a Tennessee Titans game.
- Motiv8 also continues to be a major player in high school football in the state of Hawaii with its presenting sponsorship of the nationally televised Polynesian Bowl.
- He is the oldest son of Toa and Alana Mariota. His younger brother, Matthew, is a tight end at Oregon.
- Mariota credits much of his athletic success to playing soccer in his youth. By the time he was eight years old, he was wearing a soccer jersey with the number 8, and he has kept the jersey number ever since then.



FRANCHISE SINGLE-GAME PASSER RATINGS

Against the Packers on Nov. 13, 2016, **Marcus Mariota** completed 19 of 26 passes for 295 yards with four touchdowns and no interceptions. His passer rating for the game was 149.8.

Among all games in franchise history, Mariota's passer rating against the Packers ranks second. The only one that tops it is a perfect 158.3 by **Chris Chandler** against the Cincinnati Bengals on Sept. 24, 1995.

Mariota already owns three of the franchise's four best single-game passer ratings and five of the team's 17 best performances. His 148.1 passer rating against the Jacksonville Jaguars on Oct. 27, 2016 is third on the list, while his 147.7 passer rating at the Houston Texans on Nov. 26, 2018 is fourth. His 135.7 passer rating at the New Orleans Saints as a rookie (Nov. 8) is 13th, and his 132.6 passer rating against the Cleveland Browns on Oct. 16, 2016 is 17th on the list.

In his NFL debut at Tampa Bay on Sept. 13, 2015, Mariota had a perfect 158.3 passer rating. However, his 15 attempts fell short of the 20 attempts required to qualify in the NFL's official record books.

Top single-game passer ratings in franchise history (minimum 20 attempts):

Player	Date	Opp	Att	Cmp	Yds	TD	Int	Rate
1. Chris Chandler	09/24/95	Cin	26	23	352	4	0	158.3
2. Marcus Mariota	11/13/16	GB	26	19	295	4	0	149.8
3. Marcus Mariota	10/27/16	Jax	22	18	270	2	0	148.1
4. Marcus Mariota	11/26/18	Hou	23	22	303	2	0	147.7
5. Steve McNair	10/12/03	Hou	27	18	421	3	0	146.8
6. Warren Moon	11/18/90	Cle	32	24	322	5	0	146.1
7. Warren Moon	11/26/90	Buf	22	16	300	2	0	145.1
8. Chris Chandler	11/26/95	Den	26	18	280	3	0	143.1
9. Warren Moon	10/01/89	Mia	23	19	254	2	0	141.7
10. Warren Moon	11/15/87	Pit	22	16	239	2	0	138.3
11. Chris Chandler	09/08/96	Jac	22	14	226	3	0	137.5
12. Steve McNair	12/26/99	Jac	33	23	291	5	0	136.5
13. Marcus Mariota	11/08/15	NO	39	28	371	4	0	135.7
14. Warren Moon	11/14/93	Cin	31	23	225	4	0	133.7
15. Steve McNair	10/18/98	Cin	21	16	277	1	0	133.5
16. George Blanda	11/19/61	NYT	32	20	418	7	1	132.8
17. Marcus Mariota	10/16/16	Cle	24	17	284	3	1	132.6



CONSECUTIVE GAMES W/ TWO TD PASSES

Over an eight-game stretch in 2016, **Marcus Mariota** completed at least two touchdown passes. In doing so, he broke Pro Football Hall of Famer **Warren Moon's** franchise record for the most consecutive games with multiple touchdown passes. Moon set the record in 1987.

Mariota became the second NFL quarterback in his first or second year to record a streak of eight or more games in a season with two or more touchdown passes. The only previous player to accomplish the feat was **Dan Marino** (10) in 1984. Among all NFL players, Mariota's streak of games with multiple touchdown passes was the longest such streak since a nine-game run by **Tom Brady** to start the 2015 campaign.

Besides Mariota and Moon, only one other signal caller for the franchise, **Billy Volek** in 2004, had as many as five consecutive games with multiple touchdown passes with the team.

Most consecutive games with multiple touchdown passes, franchise history:

Player	Season	Games
1. Marcus Mariota	2016	8
2. Warren Moon	1987	6
3. Billy Volek	2004	5

FOUR-TD/ZERO-INT PASSING GAMES

On Nov. 20, 2016 against Green Bay, **Marcus Mariota** completed four touchdown passes without throwing an interception. It was his third such performance.

Already, Mariota's trio of four-touchdown/zero-interception passing performances leads all quarterbacks in franchise history. The previous record of two such games was shared by **George Blanda** and **Warren Moon**.

Most career games with four passing touchdowns and no interceptions, franchise history:

Quarterback	Seasons	Games
1. Marcus Mariota	2015–2016	3
2. George Blanda	1960–1966	2
Warren Moon	1984–1993	2
4. Chris Chandler	1995–1996	1
Steve McNair	1995–2005	1
Billy Volek	2000–2006	1

HIGHEST PASSER RATING IN YEARS 1-2

From 2015–2016, **Marcus Mariota** completed 506 of 821 passes for 6,244 yards, 45 touchdowns and 19 interceptions, compiling a passer rating of 93.8.

Mariota's 93.8 passer rating set a franchise record for a player's first two NFL seasons. Additionally, it ranks sixth in NFL history for a player's first two NFL campaigns (minimum 500 attempts), trailing only **Kurt Warner** (107.9), **Dan Marino** (104.5), **Nick Foles** (101.0), **Russell Wilson** (100.6) and **Ben Roethlisberger** (98.3).

The top all-time NFL passer ratings in a player's first two NFL seasons (through 2016; minimum 500 attempts):

Player	Seasons	Passer Rating
1. Kurt Warner	1998–1999	107.9
2. Dan Marino	1983–1984	104.5
3. Nick Foles	2012–2013	101.0
4. Russell Wilson	2012–2013	100.6
5. Ben Roethlisberger	2004–2005	98.3
6. Marcus Mariota	2015–2016	93.8

ROOKIE ACCURACY

In 2015, Titans quarterback **Marcus Mariota** posted one of the highest completion percentages in NFL history among rookie quarterbacks. His completion percentage of 62.2 was the fifth best all-time among rookies.

Mariota's completion percentage would shatter the franchise's rookie record. Until Mariota, **Vince Young**'s completion percentage of 51.5 in 2006 was the best among rookie qualifiers in team annals.

Highest completion percentage among rookie quarterbacks in NFL history (through 2015; minimum 14 passes per team game, or 224 attempts per 16 games):

Quarterback	Year	Team	Comp	Att	Pct
1. Ben Roethlisberger	2004	Pittsburgh	196	295	66.4
2. Robert Griffin III	2012	Washington	258	393	65.7
3. Teddy Bridgewater	2014	Minnesota	259	402	64.4
4. Russell Wilson	2012	Seattle	252	393	64.1
5. Marcus Mariota	2015	Tennessee	227	364	62.2
6. Matt Ryan	2008	Atlanta	265	434	61.1
7. Carson Palmer	2004	Cincinnati	263	432	60.9
8. Nick Foles	2012	Philadelphia	161	265	60.8
9. Joe Flacco	2008	Baltimore	257	428	60.1
10. Sam Bradford	2010	St. Louis	354	590	60.0

ROOKIE QBS WITH 3 TD PASSES 4 TIMES

Marcus Mariota completed three or more touchdown passes on four different occasions during his rookie season. He joined **Peyton Manning** (four in 1998) as the only rookies to accomplish the feat.

Most games as a rookie with three or more touchdown passes, NFL history (through 2015):

Player	Season	Games with 3+ TD Passes
Marcus Mariota	2015	4
Peyton Manning	1998	4

Marcus Mariota's three-touchdown games:

Date	Opponent	TD Passes
Sept. 13, 2015	at Tampa Bay	4
Nov. 8, 2015	at New Orleans	4
Nov. 29, 2015	Oakland	3
Dec. 6, 2015	Jacksonville	3

RUSH TO THE RECORD BOOKS

On Dec. 6, 2015 against Jacksonville, **Marcus Mariota** rushed for an 87-yard touchdown against Jacksonville and finished the game with 112 rushing yards on nine attempts.

The 87-yard run was the longest run in franchise history by a quarterback and at the time was the fifth-longest run overall for the team, behind three rushes by running back **Chris Johnson** (94, 91 and 89 yards) and one rush by running back **Sid Blanks** (91).

Steve McNair previously recorded the longest run in franchise history by a quarterback with a 71-yard attempt in 1998 (Nov. 8 at Tampa Bay).

Longest rushing attempts in franchise history:

Player	Date	Opp	Rush
1. Derrick Henry	12/6/18	Jacksonville	99t
2. Chris Johnson	12/17/12	New York Jets	94t
3. Chris Johnson	9/20/09	Houston	91t
Sid Blanks	12/13/64	New York Jets	91t
5. Chris Johnson	11/1/09	Jacksonville	89t
6. Marcus Mariota (QB)	12/6/15	Jacksonville	87t
7. Chris Johnson	11/29/09	Arizona	85t
8. Chris Johnson	10/21/12	at Buffalo	83t
9. Earl Campbell	11/20/78	Miami	81t
10. Chris Johnson	11/4/12	Chicago	80t
LenDale White	10/19/08	at Kansas City	80t
Larry Moriarty	9/11/83	at L.A. Raiders	80

From 1960–2016, only two quarterbacks recorded a run longer than Mariota's 87-yarder. Oakland's **Terrelle Pryor** set the NFL quarterback record with 93-yard touchdown run for the Oakland Raiders in 2013 (Oct. 27 against Pittsburgh), and most recently San Francisco's **Colin Kaepernick** had a 90-yard touchdown run in 2014 at the San Diego Chargers (Dec. 20).

Longest rushing attempts since 1960 history among NFL quarterbacks (through 2017):

Player	Date	Date/Opp	Rush
1. Terrelle Pryor	Oak	10/27/13 vs. Pit	93
2. Colin Kaepernick	SF	12/20/14 at SD	90
3. Marcus Mariota	Ten	11/6/15 vs. Jax	87

Mariota's 112 rushing yards against the Jaguars set a new single-game record among Titans/Oilers quarterbacks, topping the record of 95 yards held by **Steve McNair** (Nov. 8, 1998 at Tampa Bay).

Most single-game rushing yards by a quarterback in franchise history:

Player	Date	Opp	Rush Yds
1. Marcus Mariota	12/6/15	Jacksonville	112
2. Steve McNair	11/8/98	at Tampa Bay	95
3. Steve McNair	12/21/97	Pittsburgh	90
4. Vince Young	12/10/06	at Houston	86
5. Steve McNair	12/13/98	at Jacksonville	81



SINGLE-SEASON ROOKIE RECORDS

In 2015, **Marcus Mariota** broke virtually every rookie passing record for the franchise, completing 230 of 370 passes for 2,818 yards, 19 touchdowns and 10 interceptions.

Most passing attempts in a season by a rookie, franchise history:

Rookie QB	Season	Pass Attempts
1. Marcus Mariota	2015	370
2. Vince Young	2006	357
3. Dan Pastorini	1971	270
4. Zach Mettenberger	2014	179
5. Brent Pease*	1987	113
6. Steve McNair	1995	80
7. Jacky Lee	1960	77

Most completions in a season by a rookie, franchise history:

Rookie QB	Season	Completions
1. Marcus Mariota	2015	230
2. Vince Young	2006	184
3. Dan Pastorini	1971	127
4. Zach Mettenberger	2014	107
5. Brent Pease*	1987	56
6. Jacky Lee	1960	41
Steve McNair	1995	41

Most passing yards in a season by a rookie, franchise history:

Rookie QB	Season	Passing Yards
1. Marcus Mariota	2015	2,818
2. Vince Young	2006	2,199
3. Dan Pastorini	1971	1,702
4. Zach Mettenberger	2014	1,412
5. Jacky Lee	1960	842
6. Brent Pease*	1987	728
7. Steve McNair	1995	569

Most passing touchdowns in a season by a rookie, franchise history:

Rookie QB	Season	Passing TDs
1. Marcus Mariota	2015	19
2. Vince Young	2006	12
3. Zach Mettenberger	2014	8
4. Dan Pastorini	1971	7
5. Jacky Lee	1960	5
6. Steve McNair	1995	3
Brent Pease*	1987	3

Highest passer rating in a season by a rookie, franchise history (minimum 100 attempts):

Rookie QB	Season	Passer Rating
1. Marcus Mariota	2015	91.5
2. Zach Mettenberger	2014	83.4
3. Vince Young	2006	66.7
4. Brent Pease*	1987	60.6
5. Dan Pastorini	1971	43.8

Highest completion percentage in a season by a rookie, franchise history (minimum 100 attempts):

Rookie QB	Season	Passer Rating
1. Marcus Mariota	2015	62.2
2. Zach Mettenberger	2014	59.8
3. Vince Young	2006	51.5
4. Brent Pease*	1987	49.6
5. Dan Pastorini	1971	47.0

* Replacement player during strike

#7 • QB BLAINE GABBERT

[CLICK FOR COMPLETE BIO](#)



Quarterback **Blaine Gabbert** (6-4, 235) completed his eighth NFL season and his first campaign with the Titans in 2018. He was signed to give the team an experienced, veteran leader to back up starting quarterback **Marcus Mariota**.

Gabbert appeared in eight games in 2018 with three starts. He completed 61 of 101 passes for 626 yards with four touchdowns and four interceptions (74.9 passer rating).

Gabbert spent the seven previous seasons with the Jacksonville Jaguars (2011-13), San Francisco 49ers (2014-16) and Arizona Cardinals (2017). In 48 games and 45 starts prior to his arrival in Tennessee, he passed for 8,437 yards, 44 touchdowns and 43 interceptions.

In 2017, the former first-round pick started five games for the Cardinals and completed 95 of 171 passes for 1,086 yards with six touchdowns and six interceptions for a 71.9 passer rating.

In 2015, Gabbert started eight games for the San Francisco 49ers and set career highs in completion percentage (63.1), yards per attempt (7.2), passer rating (86.2) and rushing yards (185). He completed 178 of 282 pass attempts for 2,031 yards with 10 touchdowns.

As a rookie in 2011, Gabbert started a career-high 14 games for the Jacksonville Jaguars and connected on 210 of 413 pass attempts for 2,214 yards with 12 touchdowns.

In three seasons at the University of Missouri, he appeared in 31 games (26 starts) and completed 568 of 933 passes for 6,822 yards with 40 touchdowns and 18 interceptions. His passing yards yardage total ranked third in school history, while his passer efficiency rating of 132.6 ranked second (Chase Daniel) in school annals.

A native of Ballwin, Mo., Gabbert was originally selected by the Jaguars in the first round (10th overall) of the 2011 NFL Draft.

2018 Highlights:

➤ **At Miami (9/9)**, entered the game for Marcus Mariota (elbow injury) and completed 11 of 22 passes for 117 yards with one interception.

➤ **Against Houston (9/16)**, recorded his first start in a Titans uniform and his 46th career start. He finished the game with 13 completions and 117 yards on 20 attempts with one touchdown and no interceptions. His passer rating of 97.3 was the third-highest rating of his career in games with at least 20 passing attempts. In the first quarter, he recorded an 18-yard scoring strike to Taywan Taylor to give him his 45th career touchdown pass. He led a 12-play, 62-yard drive in the fourth quarter that included Ryan Succop's game-winning field goal. It gave Gabbert his sixth career game-winning drive.

➤ **At Jacksonville (9/23)**, started and attempted three passes (one completion for eight yards) before leaving the game in the first quarter with a concussion.

➤ **Against Philadelphia (9/30)**, he was inactive due to a concussion.



- **At Indianapolis (11/18)**, entered the game late in the second quarter after Marcus Mariota exited (elbow injury) and completed 11 of 16 passes for 118 yards, one touchdown and one interception (84.9 passer rating). In the fourth quarter, he completed a one-yard touchdown pass to Tajaé Sharpe.
- **Against Washington (12/22)**, entered in relief of Marcus Mariota (stinger) late in the second quarter. He completed seven of 11 passes for 101 yards with one touchdown, no interceptions and a passer rating of 123.7. His two-yard touchdown pass to tight end MyCole Pruitt with 4 minutes and 30 seconds remaining in the fourth quarter gave the Titans the lead. He was credited with his seventh career game-winning drive.
- **Against Indianapolis (12/30)**, with Marcus Mariota inactive for the Sunday night contest due to neck and foot injuries, recorded his third start of the season. He passed for 165 yards, including a 22-yard touchdown pass to tight end Luke Stocker in the third quarter. It was his fourth touchdown pass of 2018 (48th career).

Gabbert's Career Regular Season Passing Statistics:

Year	Team	G/S	Att	Cmp	Pct	Yds	TD	Int	Lg	Sack	Rate
2011	Jax	15/14	413	210	50.8	2,214	12	11	74t	40	65.4
2012	Jax	10/10	278	162	62.4	1,662	9	6	80t	22	77.4
2013	Jax	3/3	86	42	48.8	481	1	7	67t	12	36.0
2014	SF	1/0	7	3	42.9	38	1	0	20t	0	100.0
2015	SF	8/8	282	178	63.1	2,031	10	7	71t	25	86.2
2016	SF	6/5	160	91	56.9	925	5	6	75t	11	68.4
2017	Ari	5/5	171	95	55.6	1,086	6	6	52t	23	71.9
2018	Ten	8/3	101	61	60.4	626	4	4	35	5	74.9
Totals		56/48	1,498	842	56.2	9,063	48	47	80	138	71.7

Gabbert's Regular Season Single-Game Highs:

- Attempts** - 50 vs. Cincinnati (12/20/15)
- Completions** - 30 vs. Cincinnati (12/20/15)
- Passing Yards** - 354 vs. St. Louis (1/3/16)
- Touchdown Passes** - 3 at Houston (11/19/17)
- Long Completion** - 80t at Indianapolis (9/23/12)

MORE TITANS QUARTERBACKS

12 - QB AUSTIN DAVIS (6-2, 221, 7th Year, Southern Mississippi)

- **Austin Davis** was re-signed by the Titans as a free agent on Dec. 24, 2018 after previously spending time with the team from Sept. 25–Oct. 9, 2018. He did not see game action in 2018.
- Davis entered the NFL as a rookie free agent with the St. Louis Rams in 2012. He has spent time with the Rams, Miami Dolphins, Cleveland Browns, Denver Broncos and Seattle Seahawks. In 16 career games (10 starts) prior to his arrival in Tennessee, his passing totals included 378 attempts, 236 completions, 2,548 yards, 13 touchdowns, 12 interceptions and a passer rating of 80.4.
- In 2017, Davis appeared in three games for the Seahawks but did not attempt a pass. He was active but did not play in 13 contests.
- His greatest level of experience came in 2014 with the Rams. He played 10 games with eight starts, completing 180 of 284 passes for 2,001 yards, 12 touchdowns, nine interceptions and a passer rating of 85.1.
- A native of Collinsville, Miss., Davis attended the University of Southern Mississippi, where he set the school's single-season and career records for touchdowns, passing yards and completion percentages. As a senior, he led the Golden Eagles to 12 wins and a Conference USA championship.



TITANS RUNNING BACKS

No.	Name	Ht	Wt	Exp	College
32	Fluellen, David (IR)	5-11	224	2	Toledo
22	Henry, Derrick	6-3	247	3	Alabama
33	Lewis, Dion	5-8	195	7	Pittsburgh
30	McNichols, Jeremy	5-9	205	1	Boise State

#22 • RB DERRICK HENRY

[CLICK FOR COMPLETE BIO](#)



Running back **Derrick Henry** (6-3, 247) completed his third NFL season in 2018. He was selected by the Titans with the 45th overall pick in the second round of the 2016 NFL Draft.

Henry authored his first career 1,000-yard season in 2018 and the 28th 1,000-yard rushing season in franchise history, totaling 1,059 yards and 12 touchdowns on 215 carries—all career highs.

His 2018 rushing yardage ranked second in the AFC to **Joe Mixon's** 1,168 yards, and he finished seventh in the NFL. Henry's 12 rushing touchdowns tied **James Connor** for third place in the NFL behind **Todd Gurley** (17) and **Alvin Kamara** (14).

Henry was named AFC Offensive Player of the Month for December 2018. His 625 rushing yards in the month were the most by any NFL player in any month during the season.

Against the Jacksonville Jaguars on Dec. 6, Henry recorded one of the greatest single games in franchise history in front of a national television audience. He broke **Chris Johnson's** single-game franchise record (228) with 238 rushing yards, including a 99-yard touchdown run. He joined **Tony Dorsett** as the only two players in NFL history to rush for a 99-yard score.

In 2017, Henry shared time in the Titans backfield with **DeMarco Murray**. Henry led the team with 744 rushing yards on 176 carries, and he added 11 receptions for 136 yards and a touchdown. His five rushing touchdowns tied for second on the club.

As a rookie, Henry played in 15 games with one start, sharing time in the backfield with **DeMarco Murray**. He carried the ball 110 times for 490 yards and five touchdowns and added 137 yards on 13 receptions. Henry became the third rookie for the franchise in the "Titans era" to score at least five touchdowns in a season, joining **Vince Young** (seven rushing touchdowns in 2006) and **Chris Johnson** (nine rushing and one receiving in 2008).



The Heisman Trophy winner played three seasons (2013–2015) at the University of Alabama, where he set numerous school and SEC records while leading his team to a National Championship in 2015.

Henry played in 39 games and totaled 602 carries for 3,591 yards and 42 rushing touchdowns and added 285 yards on 17 career receptions with three receiving scores. During Alabama's victory over Clemson in the 2016 College Football Playoff National Championship, he broke **Shaun Alexander's** record for most career rushing yards in Alabama history.

In his final collegiate season, Henry rushed for an Alabama and Southeastern Conference record 2,219 yards, which led the nation and ranked fifth in FBS history. He recorded 100-yard rushing games 10 times and had four 200-yard games during the season. His 28 rushing touchdowns were a national best and an SEC record, snapping **Tim Tebow** and **Tre Mason's** old mark of 23. In addition to the Heisman, he also won the Doak Walker Award, Walter Camp Award and Maxwell Award, among a multitude of other honors.

Henry is a native of Yulee, Fla.

2018 Highlights:

- **At Miami (9/9)**, rushed for 26 yards on 10 attempts and added a five-yard reception.
- **Against Houston (9/16)**, led the offense with 56 rushing yards on 18 attempts. He also was credited with an eight-yard pass to Taywan Taylor on a play from the wildcat formation.
- **At Jacksonville (9/23)**, led the team with 18 carries and 57 rushing yards. He recorded 40 yards on 10 carries in the fourth quarter.
- **Against Philadelphia (9/30)**, rushed for 24 yards on eight carries and added two receptions for seven yards.
- **At Buffalo (10/7)**, led the team with 56 rushing yards on 11 attempts.
- **Against Baltimore (10/14)**, rushed seven times for 21 yards and added a five-yard reception.
- **Against the Los Angeles Chargers in London (10/21)**, rushed for 33 yards and one touchdown on 12 carries. In the third quarter, he scored on a one-yard carry to give him his first touchdown of 2018. He added 32 yards on two receptions, including a 21-yard reception.
- **At Dallas (11/5)**, rushed for 27 yards and one touchdown on six carries and added two receptions for five yards on Monday Night Football. He scored for the second consecutive game, reaching the end zone at Dallas on a one-yard run in the second quarter.
- **Against New England (11/11)**, scored on a one-yard touchdown run for the third consecutive game, reaching the end zone from one yard out in the first quarter. In the fourth quarter, he took a snap in the wildcat formation and scampered 10 yards to the end zone. Henry, who had a team-high 58 yards on 11 carries in the game, matched his career high for touchdowns in a game.
- **At Indianapolis (11/18)**, led the team with 46 yards on nine carries.
- **At Houston (11/26)**, recorded a team-high eight carries for 30 yards and added two receptions for 19 yards on Monday Night Football.



➤ **Against the New York Jets (12/2)**, recorded a team-high 10 carries for 40 yards. In the third quarter, he scored on a one-yard carry to give him five rushing touchdowns in 2018, equaling his career high set in each of his first two NFL seasons. He scored his fifth touchdown in a six-game span, beginning on Oct. 21.

➤ **Against Jacksonville (12/6)**, rushed for 238 yards and four touchdowns on 17 carries on Thursday Night Football. His 238 rushing yards set a new franchise record, breaking Chris Johnson's mark of 228 yards against the Jaguars on Nov. 1, 2009. Henry's rushing yards against the Jaguars were the most in any NFL game in 2018 through 14 weeks and the most by any NFL player since Tampa Bay's Doug Martin rushed for 251 yards at Oakland on Nov. 4, 2012. He also broke his previous career high of 131 rushing yards against Indianapolis on Oct. 16, 2017. In the second quarter, he recorded the second 99-yard run in NFL history, matching Cowboys running back Tony Dorsett's NFL record (Jan. 3, 1983 vs. Minnesota). It was also the team record, topping Chris Johnson's 94-yard touchdown run against the New York Jets on Dec. 17, 2012. It was the 15th 99-yard scrimmage play in history (13 passes) and the first since Victor Cruz's 99-yard reception against the Jets on Dec. 24, 2011. Henry scored on a three-yard run in the first quarter, a 99-yard run in the second quarter, a 16-yard run in the third quarter, and a 54-yard run in the third quarter to tie the franchise record with four rushing touchdowns in a game (Earl Campbell against Miami Dolphins on Nov. 20, 1978; Lorenzo White against Cleveland on Dec. 9, 1990). Henry was the first NFL player with four rushing touchdowns in a game since Patriots running back Jonas Gray at Indianapolis on Nov. 16, 2014. Henry became the seventh NFL player since the 1970 AFL-NFL merger with at least four rushing touchdowns and at least 200 rushing yards in a game. He matched Chris Johnson (Sept. 20, 2009 vs. Houston) as the only players in NFL history with a rushing touchdown of at least 90 yards and a rushing touchdown of at least 50 yards in the same game. Henry's 24 points tied Campbell (Nov. 20, 1978) and White (Dec. 9, 1990) for the fourth-highest single-game total in franchise history, trailing only Billy Cannon (30 on Dec. 10, 1961), Rob Bironas (26 on Oct. 21, 2007) and George Blanda (26 on Sept. 18, 1960). Henry's 238 rushing yards and four rushing touchdowns were each the most in any Thursday Night Football game in history. With his four touchdowns in the game, Henry set a new career high with nine rushing touchdowns on the season. He was named AFC Offensive Player of the Week and the FedEx Ground Player of the Week for his performance against the Jaguars.

➤ **At the New York Giants (12/16)**, led the team with 170 rushing yards and two touchdowns on a career-high 33 carries. He was the first NFL player to follow a 200-yard rushing performance with a 100-yard rushing effort in his team's next game since Miami's Jay Ajayi, who had three consecutive rushing performances of 204 yards, 214 yards and 111 yards, respectively, from Oct. 16–Nov. 6, 2016. Henry recorded his fifth career 100-yard rushing game (including postseason) and became the first Titans player with back-to-back 100-yard rushing efforts since DeMarco Murray from Oct. 23–27, 2016. With 238 rushing yards in Week 14 and 170 rushing yards at New York, Henry set a franchise record with 408 rushing yards in a two-game span. The previous record of 405 rushing yards in two games was set by Earl Campbell in 1980, when Campbell posted 203 yards against Tampa Bay (Oct. 19) and 202 yards against Cincinnati (Oct. 26). Henry scored against the Giants on a one-yard rush in the first quarter and another one-yard run in the third quarter. He became the first Titans player since Chris Johnson in 2010 with 11 rushing touchdowns in a season, and he became the first player in franchise history with six rushing touchdowns in a two-game span. The last NFL player with six rushing touchdowns over a two-game span was Falcons running back Devonta Freeman from Sept. 27–Oct. 4, 2015. Henry's six total touchdowns were the most by a Titans player since wide receiver Drew Bennett had six receiving touchdowns in a two-game span from Dec. 5–13, 2004. Henry was the fifth player since 2002 to record at least 170 rushing yards and two touchdown runs in consecutive games, joining LaDainian Tomlinson (2006), Deuce McAllister (2003), Clinton Portis (2003) and Ricky Williams (2002). Henry's 33 rushing attempts were the most for the club since Chris Johnson had 36 rushing attempts on Jan. 3, 2010. He was voted the FedEx Ground Player of the Week for the second consecutive week.

➤ **Against Washington (12/22)**, led the team with 84 rushing yards on 21 carries, averaging 4.0 yards per attempt. He capped the Titans offense's first series with a one-yard touchdown run. It was his 12th rushing touchdown of the season, and he became the first Titans rusher to hit the mark since Chris Johnson had 14 rushing touchdowns in 2009. It was Henry's eighth rushing touchdown in a four-game span. His 18-yard run in the fourth quarter led to the game-winning touchdown on the next play.

➤ **Against Indianapolis (12/30)**, rushed for 93 yards on 16 carries on Sunday Night Football. On a 19-yard run in the third quarter, he went over the 1,000-yard mark on the season for the first time in his three-year career.

➤ He was named AFC Offensive Player of the Month for December.

Henry's Career Regular Season Statistics:

Year	GP	GS	Att	Yds	Avg	Lg	TD	Rec	Yds	Avg	Lg	TD
2016	15	2	110	490	4.5	22	5	13	137	10.5	29	0
2017	16	2	176	744	4.2	75t	5	11	136	12.4	66t	1
2018	16	12	215	1,059	4.9	99t	12	15	99	6.6	21	0
Totals	47	16	501	2,293	4.6	99t	22	39	372	9.5	66t	1

Henry's Career Postseason Statistics:

Year	GP	GS	Att	Yds	Avg	Lg	TD	Rec	Yds	Avg	Lg	TD
2017	2	2	35	184	5.3	35t	1	5	56	11.2	29	0

Henry's Regular Season Single-Game Highs:

Rushing Attempts - 33 at N.Y. Giants (12/16/18)

Rushing Yards - 238 vs. Jacksonville (12/6/18)

Long Rush - 99t vs. Jacksonville (12/6/18)

Rushing Touchdowns - 4 vs. Jacksonville (12/6/18)

Receptions - 4 vs. Jacksonville (10/27/16)

Receiving Yards - 66 vs. Jacksonville (12/31/17)

Long Reception - 66t vs. Jacksonville (12/31/17)

Receiving Touchdowns - 1 vs. Jacksonville (12/31/17)

Henry's Playoff Single-Game Highs:

Rushing Attempts - 23 at Kansas City (1/6/18)

Rushing Yards - 156 at Kansas City (1/6/18)

Long Rush - 35t at Kansas City (1/6/18)

Rushing Touchdowns - 1 at Kansas City (1/6/18)

Receptions - 3 at New England (1/13/18)

Receiving Yards - 35 at Kansas City (1/6/18)

Long Reception - 29 at Kansas City (1/6/18)

Receiving Touchdowns - (none)

2018 NFL RUSHING LEADERS

Derrick Henry recorded 215 carries in 2018 for 1,059 yards. He ranked second in the AFC in rushing yardage behind Cincinnati's **Joe Mixon** (1,168) and ranked seventh overall in the NFL.

NFL rushing leaders in 2018 (rushing yards):

Player	Team	Rushing Yards
1. Ezekiel Elliott	Dallas Cowboys	1,434
2. Saquon Barkley	New York Giants	1,307
3. Todd Gurley	Los Angeles Rams	1,251
4. Joe Mixon	Cincinnati Bengals	1,168
5. Chris Carson	Seattle Seahawks	1,151
6. Christian McCaffrey	Carolina Panthers	1,098
7. Derrick Henry	Tennessee Titans	1,059
8. Adrian Peterson	Washington Redskins	1,042
9. Phillip Lindsay	Denver Broncos	1,037
10. Nick Chubb	Cleveland Browns	996

2018 RUSHING TOUCHDOWN LEADERS

Derrick Henry's scored a career-high 12 rushing touchdowns in 2018. He tied for the third-highest rushing touchdown total in the NFL.

Henry became the first Titans player with 12 rushing touchdowns in a season since **Chris Johnson** had 14 rushing touchdowns in 2009.

Most rushing touchdowns in 2018:

Player	Team	Rushing TDs
1. Todd Gurley	Los Angeles Rams	17
2. Alvin Kamara	New Orleans Saints	14
3. Derrick Henry	Tennessee Titans	12
4. James Conner	Pittsburgh Steelers	12
5. Saquon Barkley	New York Giants	11
6. Melvin Gordon	Los Angeles Chargers	10
7. Phillip Lindsay	Denver Broncos	9
8. Chris Carson	Seattle Seahawks	9
9. Marlon Mack	Indianapolis Colts	9
10. Jordan Howard	Chicago Bears	9

SINGLE-SEASON RUSHING TDs, TEAM HISTORY

Derrick Henry's 12 rushing touchdowns in 2018 tied for the seventh-highest single-season total in team history.

Most rushing touchdowns in a season, franchise history:

Player	Season	Rushing TDs
1. Earl Campbell	1979	19
2. LenDale White	2008	15
3. Eddie George	2000	14
Chris Johnson	2009	14
5. Earl Campbell	1978	13
Earl Campbell	1980	13
7. Derrick Henry	2018	12
Earl Campbell	1983	12
Eddie George	2002	12
10. Chris Johnson	2010	11

RUSHING IN THE FOURTH QUARTER

From 2017–2018, running back **Derrick Henry** accumulated 675 of his 1,803 rushing yards in the fourth quarter.

In 2017, Henry accumulated 390 of his 744 rushing yards in the fourth quarter. The only player with more rushing yards in the fourth quarter was Kansas City's league-leading rusher, **Kareem Hunt**.

Since the beginning of the 2017 campaign, only Hunt and **Todd Gurley** have more fourth-quarter rushing yards than Henry.

Most fourth-quarter rushing yards from 2017–2018:

Player	Att	Yds	Avg	Lg	TD
1. Todd Gurley	141	692	4.9	36	5
2. Kareem Hunt	147	683	4.7	69	6
3. Derrick Henry	130	675	5.2	75	3
4. Ezekiel Elliott	141	634	4.5	26	6
5. Alvin Kamara	96	504	5.3	49	6
6. Melvin Gordon	109	480	4.4	34	0
7. Joe Mixon	107	460	4.3	51	6
8. Jordan Howard	134	440	3.3	24	3
9. Latavius Murray	112	428	3.8	38	2
10. Mark Ingram	100	417	4.2	50	2

DECEMBER TO REMEMBER

In five games in the month of December 2018, **Derrick Henry's** rushing totals included 97 carries for 625 yards and eight touchdowns. His 625 yards were the most by any NFL player in any calendar month in 2018.

Additionally, Henry authored one of only four calendar months for the franchise since 1970 in which a player rushed for at least 600 yards. **Chris Johnson** (800 rushing yards in November 2009) and **Earl Campbell** (633 in October 1980; 662 in November 1980) were the organization's only other players to accomplish the feat in that timespan.

Henry's December rushing totals included 40 yards against the New York Jets (Dec. 2), a franchise-record 238 yards against the Jacksonville Jaguars (Dec. 6), 170 yards at the New York Giants (Dec. 16), 84 yards against the Washington Redskins (Dec. 22) and 93 yards against the Indianapolis Colts (Dec. 30).

For his efforts, Henry was named AFC Offensive Player of the Month.

Titans/Oilers with 500 rushing yards in any calendar month from 1970-2018 (includes playoffs):

Player	Season	Month	Rushing Yards
1. Chris Johnson	2009	November	800
2. Earl Campbell	1980	November	662
3. Earl Campbell	1980	October	633
4. Derrick Henry	2018	December	532
5. Earl Campbell	1979	September	569
6. Eddie George	2000	October	548
7. Earl Campbell	1979	November	534
8. DeMarco Murray	2016	October	511
9. Earl Campbell	1981	October	510

RUSHING TDs OF 50+ YARDS

From the time he entered the NFL as a second-round draft pick in 2016 through 2018, **Derrick Henry** had four touchdown runs of at least 50 yards, including two such runs—from 99 yards and 54 yards—on Dec. 6, 2018 against the Jacksonville Jaguars. Henry also had touchdown runs in 2017 of 75 yards (Dec. 3 vs. Houston) and 72 yards (Oct. 16 vs. Indianapolis).

Henry and New York Giants running back **Saquon Barkley** tied with the most such runs in the NFL from 2016–2018. They accounted for eight of the 62 touchdown runs of 50-plus yards in that time period. **Isaiah Crowell** placed third with three touchdown runs of 50-plus yards.

Henry, **Chris Johnson** (11) and **DeMarco Murray** (two) are the only other Tennessee players in the "Titans era" (1999–present) with more than one total rushing touchdown of at least 50 yards.

Most rushing touchdowns of 50 yards or more from 2016–2018:

Player	Team	Rushing TDs
1. Derrick Henry	Tennessee Titans	4
Saquon Barkley	New York Giants	4
3. Isaiah Crowell	Cleveland/N.Y. Jets	3
4. (12 tied)		2

FOUR CONSECUTIVE GAMES WITH RUSHING TD

Derrick Henry scored at least one rushing touchdown in four consecutive contests in 2018. The streak included games against the New York Jets (Dec. 2), Jacksonville Jaguars (Dec. 6), at the New York Giants (Dec. 16) and against the Washington Redskins (Dec. 22).

Henry's streak tied for the fourth-longest such streak in franchise history. **DeMarco Murray** (2016) and **Earl Campbell** (twice—1979 and 1983) hold the record with five consecutive games with a rushing touchdown.

Most consecutive team games with a rushing touchdown, franchise history:

Player	Season	Consec. Games with a Rushing TD
1. DeMarco Murray	2016	5
Earl Campbell	1983	5
Earl Campbell	1979	5
4. Derrick Henry	2018	4
LenDale White	2008	4
Eddie George	2000	4
Gary Brown	1993	4
Alonzo Highsmith	1989	4
Earl Campbell	1981	4
Earl Campbell	1979	4

RUSHING YARDS IN A TWO-GAME SPAN

Following a franchise-record 238 rushing yards against the Jacksonville Jaguars on Dec. 6, 2018, **Derrick Henry** then totaled 170 rushing yards at the New York Giants on Dec. 16 to give him a franchise record of 408 rushing yards in a two-game span.

The previous record of 405 rushing yards in two games was set by **Earl Campbell** in 1980, when Campbell posted 203 yards against Tampa Bay (Oct. 19) and 202 yards against Cincinnati (Oct. 26).

Most total rushing yards in two consecutive games, franchise history:

Player	Game 1	Yds	Game 2	Yds	Total
Derrick Henry	12/6/18 vs. Jax	238	12/16/18 at NYG	170	408
Earl Campbell	10/19/80 vs. TB	203	10/26/80 vs. Cin	202	405

RECORD-SETTING NIGHT

On Dec. 6, 2018, **Derrick Henry** had one of the most memorable rushing performances in NFL history on Thursday Night Football. He rushed for a team-record 238 yards and four touchdowns (tied), including a 99-yard touchdown run.

[WATCH: Highlights from Derrick Henry's performance on 12/6/18](#)

Henry's 238 rushing yards set a new franchise record, breaking **Chris Johnson's** mark of 228 yards against the Jaguars on Nov. 1, 2009. It was the highest single-game rushing total in the NFL in 2018 and the league's highest total since **Doug Martin's** 251 rushing yards for the Tampa Bay Buccaneers against the Oakland Raiders on Nov. 4, 2012.

Most rushing yards in a game, franchise history:

Player	Date	Opponent	Rushing Yards
1. Derrick Henry	12/6/18	Jacksonville	238
2. Chris Johnson	11/1/09	Jacksonville	228
3. Eddie George	8/31/97	Oakland	216
Billy Cannon	12/10/61	at New York	216
5. Earl Campbell	11/16/80	at Chicago	203
Earl Campbell	10/19/80	Tampa Bay	203
7. Earl Campbell	10/26/80	Cincinnati	202
8. Eddie George	12/9/99	Oakland	199
Earl Campbell	11/20/78	Miami	199
10. Chris Johnson	9/20/09	Houston	197

In the second quarter, Henry took a handoff from **Marcus Mariota** inside his own one-yard line and raced 99 yards for a touchdown. It was the second 99-yard run in NFL history, tying **Tony Dorsett's** record-setting touchdown run for the Dallas Cowboys against the Minnesota Vikings on Jan. 3, 1983. It was also the team record, topping Johnson's 94-yard touchdown run against the New York Jets on Dec. 17, 2012. The only other runs in franchise history of at least 90 yards were Johnson's 91-yard rush against the Houston Texans on Sept. 20, 2009 and a 91-yarder by Sid Blanks against the Jets on Dec. 13, 1964.

Henry's 99-yard touchdown run tied for the longest scrimmage play in NFL history. It was the 15th such play, including his and Dorsett's runs and 13 passing plays. The last 99-yard scrimmage play before Henry's was New York Giants wide receiver **Victor Cruz's** 99-yard reception from **Eli Manning** against the New York Jets on Dec. 24, 2011.

Longest runs from scrimmage in NFL history:

Player	Team	Date	Opponent	Rushing Yards
1. Derrick Henry	Tennessee	12/6/18	Jacksonville	99t
Tony Dorsett	Dallas	1/3/83	Minnesota	99t
3. Ahman Green	Green Bay	12/28/03	Denver	98t
4. Lamar Miller	Houston	11/26/18	Tennessee	97t
Lamar Miller	Miami	12/28/14	N.Y. Jets	97t
Andy Uram	Green Bay	10/8/39	Chi. Cardinals	97t
Bob Gage	Pittsburgh	12/4/49	Chi. Bears	97t

Henry scored on a three-yard run in the first quarter, a 99-yard run in the second quarter, a 16-yard run in the third quarter, and finally a 54-yard run in the third quarter. He tied the franchise record and became the third player in franchise history to rush for four touchdowns in a game, joining Earl Campbell (against Miami on Nov. 20, 1978) and Lorenzo White (against Cleveland on Dec. 9, 1990).

The only franchise player with more overall touchdowns in a game than Henry was Oilers running back **Billy Cannon**, who had five total touchdowns (three rushing, two receiving) at the New York Titans on Dec. 10, 1961. Henry became the first NFL player with four rushing touchdowns in a game since New England Patriots running back **Jonas Gray** at Indianapolis on Nov. 16, 2014.

Most rushing touchdowns in a game, franchise history:

Player	Date	Opponent	Rushing Touchdowns
1. Derrick Henry	12/6/18	Jacksonville	4
Lorenzo White	12/9/90	Cleveland	4
Earl Campbell	11/20/78	Miami	4
4. (several tied)			3

Additionally, Henry's rushing performance against the Jaguars accomplished the following:

- He became the ninth NFL player since 1975 with at least one 90-yard run and at least one 60-yard reception in his career. The others were **Tony Dorsett**, **Garrison Hearst**, **Tiki Barber**, **Chris Johnson**, **Jamaal Charles**, **Herschel Walker**, **Warrick Dunn** and **Adrian Peterson**.
- Henry became the seventh NFL player since the 1970 AFL-NFL merger with at least four rushing touchdowns and at least 200 rushing yards in a game, joining **Clinton Portis**, **Barry Sanders**, **Doug Martin**, **Jonas Gray**, **Mike Anderson** and **Corey Dillon**. Henry became the first to accomplish the feat in fewer than 20 carries (17).
- Henry recorded his NFL-high three rushing attempts of at least 70 yards since the beginning of the 2017. **Leonard Fournette** (two) was the only other player with more than one through 14 weeks of the 2018 campaign.
- He matched former Titans running back **Chris Johnson** as the only players in NFL history with a rushing touchdown of at least 90 yards and a rushing touchdown of at least 50 yards in the same game. Johnson accomplished the feat against the Houston Texans on Sept. 20, 2009.
- His 24 points tied for the fourth-highest single-game total in franchise history, trailing only **Billy Cannon** (30 on Dec. 10, 1961), **Rob Bironas** (26 on Oct. 21, 2007) and **George Blanda** (26 on Sept. 18, 1960). **Earl Campbell** (Nov. 20, 1978) and **Lorenzo White** (Dec. 9, 1990) also had 24 points on four touchdowns in a single game.
- His 238 rushing yards and four rushing touchdowns were each the most in any Thursday Night Football game in history.

RUSHING YARDS IN A TITANS PLAYOFF GAME

On Jan. 6, 2018, **Derrick Henry** rushed for 156 yards and one touchdown on 23 carries. His yardage total ranked second in franchise postseason history.

Most single-game rushing yards in franchise postseason history:

Player	Date	Opp	Att	Yds	Avg	TD
1. Eddie George	1/16/00	at Ind	26	162	6.2	1
2. Derrick Henry	1/6/18	at KC	23	156	6.8	1
3. Earl Campbell	12/31/78	at NE	27	118	4.4	1
4. Eddie George	1/8/00	Buf	29	106	3.7	0
5. Eddie George	1/30/00	StL (SB)	28	95	3.4	2

SCRIMMAGE YARDS IN A TITANS PLAYOFF GAME

Derrick Henry's 156 rushing yards and 35 receiving yards in the team's Wild Card playoff victory at Kansas City on Jan. 6, 2018 gave him a franchise-record 191 scrimmage yards. Henry broke a 57-year-old postseason record set on Jan. 1, 1961, when **Billy Cannon** had 178 scrimmage yards against the Los Angeles Chargers.

Most single-game scrimmage yards in franchise postseason history:

Player	Date	Opp	Rush Yards	Rec Yards	Total Yards
1. Derrick Henry	1/6/18	at KC	156	35	191
2. Billy Cannon	1/1/61	LAC	50	128	178
3. Eddie George	1/16/00	at Ind	162	14	176
4. Eddie George	1/7/01	Bal	91	52	143
5. Ernest Givins	12/31/89	at Pit	0	136	136

#33 • RB DION LEWIS

[CLICK FOR COMPLETE BIO](#)


Running back **Dion Lewis** (5-8, 195) completed his seventh NFL season and his first campaign with the Titans in 2018. He was signed as an unrestricted free agent from the New England Patriots on March 16, 2018.

Lewis' 2018 totals included 155 carries for 517 yards and one touchdown. Additionally, he ranked second on the squad with a career-high 59 receptions, and his 400 receiving yards also set a career benchmark and ranked third on the team. His reception total was the third-highest in franchise history by a running back and the most since **Todd McNair's** 60 receptions in 1995.

Lewis spent his first two seasons with the Philadelphia Eagles (2011-12) before stops with the Cleveland Browns (2013), Indianapolis Colts (2014) and Patriots (2015-17). He arrived in Tennessee with 329 career carries for 1,584 yards and 10 touchdowns in 54 games (19 starts), plus 88 receptions for 717 yards and five scores. He also averaged 22.9 yards on 57 career kickoff returns with one touchdown prior to signing with the Titans.

In 2017, Lewis led the Patriots with 896 rushing yards on 180 carries with six touchdowns. In the last eight games of the campaign, he led the NFL with 625 rushing yards. Compared to all running backs with 150 or more rushing attempts, his per-carry average of 4.98 yards led the NFL.

In 2016, Lewis returned from injury to play in seven regular season games with five starts and total 64 rushing attempts for 283 yards and 17 receptions for 94 yards. He helped the Patriots capture the Super Bowl title by playing in all three playoff games with two starts. He contributed in all three phases - rushing 25 times for 79 yards and a touchdown, catching five passes for 33 yards and a touchdown and returning five kickoffs for 162 yards and a touchdown.

Lewis played two seasons at the University of Pittsburgh (2009-10), where he finished fourth on the school's all-time rushing list with 2,860 yards.

The Albany, N.Y., native was originally selected by the Philadelphia Eagles in the fifth round (149th overall) of the 2011 NFL Draft.

2018 Highlights:

- **At Miami (9/9)**, led the Titans with 16 carries and 75 rushing yards (4.7 avg.), and he added 35 yards on five receptions. He finished the contest with 110 scrimmage yards. Late in the third quarter, he rushed for a 26-yard gain, and later during the same drive, he scored on a four-yard run. Lewis' first touchdown with the Titans gave him 11 career rushing touchdowns.
- **Against Houston (9/16)**, gained 42 yards on 14 carries and a one-yard reception.
- **At Jacksonville (9/23)**, rushed for 26 yards on nine carries and added three receptions for 14 yards.
- **Against Philadelphia (9/30)**, set a new career high for the regular season with nine receptions (66 yards), eclipsing his previous high of eight catches at Dallas on Oct. 11, 2015. His nine catches against the Eagles also tied the nine grabs he had to set a playoff career high against Ten-



nessee on Jan. 13, 2018. Two of Lewis' receptions against Philadelphia converted third downs—first an 11-yard catch in the fourth quarter and the next for 17 yards to convert on fourth-and-two on the game-winning drive in overtime.

➤ **At Buffalo (10/7)**, rushed for 34 yards on 12 carries and added 14 yards on three receptions.

➤ **Against Baltimore (10/14)**, gained nine yards on five carries and added two receptions for five yards.

➤ **Against the Los Angeles Chargers in London (10/21)**, led the team with 91 rushing yards on a team-high 13 attempts, including a 36-yard run in the fourth quarter. His 91 rushing yards were the sixth-most of his career and the most since a 93-yard rushing performance against the New York Jets on Dec. 31, 2017. He ranked second on the squad with six receptions and 64 receiving yards against the Chargers. His six receptions tied for the third-highest total in his career, and his 64 receiving yards ranked fourth in his career. He totaled a game-high and career-high 155 scrimmage yards, surpassing the 153 scrimmage yards he had against the Buffalo Bills on Dec. 24, 2017 as a member of the New England Patriots.

➤ **At Dallas (11/5)**, led the team with 62 rushing yards on 19 carries—the third-highest carry total of his career—and he also led the team with 60 receiving yards on four catches on Monday Night Football. His 122 total scrimmage yards ranked fifth in his career and gave him 277 scrimmage yards in a two-game span. In the second quarter, he took a screen pass from Marcus Mariota and raced to the end zone for an 18-yard touchdown. It was Lewis' first touchdown reception in a Titans uniform.

➤ **Against New England (11/11)**, recorded a team-high 20 rushing attempts for 57 yards. His carry total was the third-highest of his career. He added two receptions for 11 yards.

➤ **At Indianapolis (11/18)**, had a team-high 10 carries for 24 yards and added an eight-yard reception. In the game, he hit the 2,000-yard career rushing mark.

➤ **At Houston (11/26)**, led the team with seven receptions for 33 yards and added eight rushing yards on seven attempts on Monday Night Football. He set a new personal high for catches in a season, topping his previous high of 36 receptions in 2015. Additionally, Lewis hit the 1,000-yard receiving mark for his career.

➤ **Against the New York Jets (12/2)**, rushed for 36 yards on six carries.

➤ **Against Jacksonville (12/6)**, totaled 39 yards on five receptions and added 13 rushing yards on 10 carries on Thursday Night Football. He sparked the Titans' opening touchdown drive with a 29-yard reception, which was his second-longest catch of 2018 and the third-longest reception of his career.

➤ **At the New York Giants (12/16)**, rushed for 35 yards on seven carries and added three receptions for nine yards.

➤ **Against Washington (12/22)**, caught three passes for 20 yards, including an 18-yard reception on third-and-four during a second-quarter scoring drive. He added five rushing yards on three attempts.

➤ **Against Indianapolis (12/30)**, recorded three catches for 23 yards on Sunday Night Football.

Lewis' Career Regular Season Rushing and Receiving Statistics (2011-12 with Philadelphia; 2013 with Cleveland; 2014 with Indianapolis; 2015-17 with New England):

Year	GP	GS	Att	Yds	Avg	Lg	TD	Rec	Yds	Avg	Lg	TD
2011	15	0	23	102	4.4	20	1	1	-3	-3.0	-3	0
2012	9	0	13	69	5.3	17t	1	2	24	12.0	28	0
2013	0	0										
2014	0	0	0	0	-	0	0	0	0	-	0	0
2015	7	6	49	234	4.8	13	2	36	388	10.8	40	2
2016	7	5	64	283	4.4	15	0	17	94	5.5	16	0
2017	16	8	180	896	5.0	44	6	32	214	6.7	20	3
2018	16	7	155	517	3.34	36	1	59	400	6.8	37	1
Totals	70	26	484	2,101	4.34	44	11	147	1,117	7.6	40	6

Lewis' Career Postseason Rushing and Receiving Statistics (2015-17 with New England):

Year	GP	GS	Att	Yds	Avg	Lg	TD	Rec	Yds	Avg	Lg	TD
2015	0	0	0	0	-	0	0	0	0	-	0	0
2016	3	2	25	79	3.2	13	1	5	33	6.6	13t	1
2017	3	3	33	135	4.1	18	0	16	111	6.9	31	0
Totals	6	5	58	214	3.7	18	1	21	144	6.9	31	1

Lewis' Regular Season Single-Game Highs:

Rushing Attempts - 26 vs. N.Y. Jets (12/31/17)

Rushing Yards - 129 vs. Buffalo (12/24/17)

Long Rush - 44 at Buffalo (12/5/17)

Rushing Touchdowns - 1 (11 times, last at Miami 9/9/18)

Receptions - 9 vs. Philadelphia (9/30/18)

Receiving Yards - 98 at Buffalo (9/20/15)

Long Reception - 40 at Buffalo (9/20/15)

Receiving Touchdowns - 1 (Six times, last at Dallas, 11/5/18)

Kickoff Returns - 5 at Atlanta (9/18/11)

Kickoff Return Yards - 113 at Atlanta (9/18/11)

Kickoff Return Long - 103t at Denver (11/12/17)

Kickoff Return Touchdowns - 1 at Denver (11/12/17)

Lewis' Playoff Single-Game Highs:

Rushing Attempts - 15 vs. Tennessee (1/13/18)

Rushing Yards - 62 vs. Tennessee (1/13/18)

Long Rush - 18 vs. Jacksonville (1/21/18)

Rushing Touchdowns - 1 vs. Houston (1/14/17)

Receptions - 9 vs. Tennessee (1/13/18)

Receiving Yards - 79 vs. Tennessee (1/13/18)

Long Reception - 31 vs. Tennessee (1/13/18)

Receiving Touchdowns - 1 vs. Houston (1/14/17)

Kickoff Returns - 3 (Twice, last vs. Philadelphia 2/4/18)

Kickoff Return Yards - 124 vs. Houston (1/14/17)

Kickoff Return Long - 98t vs. Houston (1/14/17)

Kickoff Return Touchdowns - 1 vs. Houston (1/14/17)

RECEPTIONS IN A SEASON BY FRANCHISE RBs

Dion Lewis set a career high with 59 receptions in 2018, his first season with the Titans since joining the club as an unrestricted free agent from the New England Patriots. He ranked second on the team in receptions and third in receiving yards (400).

Lewis' 59 catches made up the third-highest total in franchise history by a running back and were the most since **Todd McNair's** 60 receptions in 1995.

Most receptions in a season by a running back, franchise history:

Player	Season	Receptions
1. Butch Woolfolk	1985	80
2. Todd McNair	1995	60
3. Dion Lewis	2018	59
4. Chris Johnson	2011	57
Lorenzo White	1992	57
Fred Willis	1973	57
7. Sid Blanks	1964	56
8. Ode Burrell	1965	55
9. DeMarco Murray	2016	53
10. Eddie George	2000	50
Chris Johnson	2009	50

MORE TITANS RUNNING BACKS

32 - RB DAVID FLUELLEN (5-11, 224, 2nd Year, Toledo)

➤ David Fluellen has been with the Titans since 2016.

➤ In 2018, he played in seven games before landing on injured reserve for the remainder of the campaign. His totals included four carries for 16 yards and two special teams tackles.

➤ In 2017, Fluellen appeared in all 16 games during the regular season. Appearing primarily on special teams, he registered nine special teams tackles and added four carries for 21 yards. He played in both postseason games, contributing one special teams tackle.

➤ He spent Weeks 10-14 of the 2016 season on the 53-man roster and the rest of the campaign on the practice squad. He was inactive for the three games he spent on the active roster (11/20, 11/27 and 12/11).

➤ The 5-foot-11 inch, 224-pounder was originally signed by the Philadelphia Eagles as a rookie free agent in 2014. Before spending the 2015 season on the Titans' practice squad, Fluellen also spent time with the Indianapolis Colts.

➤ A native of Lockport, N.Y., Fluellen finished his collegiate career fourth on Toledo's all-time rushing list with 3,336 yards.

2018 Highlights:

- In four preseason games, rushed for 68 yards on 20 carries.
- **At Jacksonville (9/23)** and **against Philadelphia (9/30)**, he was inactive due to a groin injury.
- **Against New England (11/11)**, rushed for 14 yards on three attempts before leaving the game in the second quarter with a knee injury.
- **At Indianapolis (11/18)**, **at Houston (11/26)**, **against the New York Jets (12/2)**, **against Jacksonville (12/6)** and **at the New York Giants (12/16)**, he was inactive due to a knee injury.
- He was placed on injured reserve on Dec. 20 with a knee injury.

30 - RB JEREMY McNICHOLS (5-9, 205, 1st Year, Boise State)

- **Jeremy McNichols** was signed as a free agent off the Denver Broncos practice squad on Dec. 3, 2018. He did not appear in a game in 2018.
- McNichols was originally a fifth-round selection by the Tampa Bay Buccaneers in the 2017 NFL Draft. In addition to his time with the Bucs, he also spent time with the San Francisco 49ers and Indianapolis Colts prior to his arrival in Tennessee, playing in three total NFL games.
- He appeared in one game with the Colts in 2018, totaling four rushing yards on two attempts.
- In 2017, he debuted with the 49ers and played in two total games.
- During his three-year collegiate career at Boise State, he rushed for 3,205 yards and 44 touchdowns. As a senior, he tallied 1,709 rushing yards and 23 touchdowns on 314 carries.
- He is a native of Santa Margarita, Calif.



ond-team All-Conference USA honors. He registered 42 receptions for 506 yards and four touchdowns.

As a sophomore (2014), led all college tight ends with 61 receptions, 710 receiving yards and eight touchdown catches.

Smith is a native of Philadelphia, Pa.

2018 Highlights:

- **At Miami (9/9)**, caught one pass for 12 yards.
- **At Jacksonville (9/23)**, caught one pass for nine yards.
- **Against Baltimore (10/14)**, caught one pass for 12 yards.
- **Against the Los Angeles Chargers in London (10/21)**, totaled 11 yards on two receptions.
- **At Dallas (11/5)**, totaled 33 yards and a touchdown on two receptions on Monday Night Football. In the third quarter, he caught a 26-yard pass for his second-longest career reception (32 yards). Later in the quarter, he scored his first touchdown of 2018 and the third touchdown of his career on a seven-yard catch. His 33 receiving yards surpassed his previous career high of 30 yards at Jacksonville on Sept. 17, 2017.
- **Against New England (11/11)**, recorded a career-high 45 yards and a touchdown on three receptions. On the opening possession of the game, he caught a four-yard pass from Marcus Mariota to record his second consecutive game with a touchdown. Later in the first quarter, Smith recorded his second-longest career reception for 29 yards to help set up a field goal.
- **At Indianapolis (11/18)**, led the offense and set a new career high with six receptions. His 44 receiving yards tied for the team lead and amounted to the second-highest total of his career.
- **At Houston (11/26)**, finished the Monday night game with a career-high 63 yards on two receptions, eclipsing his previous single-game career high of 45 receiving yards against New England two weeks earlier (Nov. 11). In the first quarter, he recorded a 61-yard touchdown reception to set a new career long, surpassing his previous long of 32 yards at Jacksonville on Sept. 17, 2017.
- **Against the New York Jets (12/2)**, caught two passes for 29 yards.
- **Against Jacksonville (12/6)**, left the game in the second quarter with a knee injury.
- On Dec. 11, 2018, he was placed on injured reserve.

Smith's Career Regular Season Statistics:

Year	GP	GS	Rec	Yds	Avg	Lg	TD
2017	16	13	18	157	8.7	32t	2
2018	13	12	20	258	12.9	61	3
Totals	29	25	38	415	10.9	61	5

Smith's Career Postseason Statistics:

Year	GP	GS	Rec	Yds	Avg	Lg	TD
2017	2	1	3	19	6.3	10	0

Smith's NFL Regular Season Single-Game Highs:

Receptions - 6 at Indianapolis (11/18/18)
Receiving Yards - 63 at Houston (11/26/18)
Long Reception - 61t at Houston (11/26/18)
Touchdowns - 1 (five times, last at Houston, 11/26/18)

Smith's NFL Playoff Single-Game Highs:

Receptions - 2 at Kansas City (1/6/18)
Receiving Yards - 15 at Kansas City (1/6/18)
Long Reception - 10 at Kansas City (1/6/18)



TITANS TIGHT ENDS

No.	Name	Ht	Wt	Exp	College
86	Firkser, Anthony	6-2	246	1	Harvard
85	Pruitt, MyCole	6-2	245	3	Southern Illinois
81	Smith, Jonnu (IR)	6-3	248	2	Florida International
88	Stocker, Luke	6-5	253	8	Tennessee
82	Walker, Delanie (IR)	6-2	248	13	Central Missouri
89	Wick, Cole (IR)	6-6	257	2	Incarnate Word

#81 • TE JONNU SMITH

[CLICK FOR COMPLETE BIO](#)

Tight end **Jonnu Smith** (6-3, 248) completed his second NFL season in 2018. He was selected by the Titans in the third round (100th overall) of the 2017 NFL Draft.

Smith's 2018 campaign came to a premature end. He suffered a knee injury against the Jacksonville Jaguars on Dec. 6 and was subsequently placed on injured reserve on Dec. 11. Prior to the injury, he played in 13 games with 12 starts and achieved career highs with 20 receptions, 258 receiving yards and three touchdowns. He led the club's tight ends in all three categories at the time of his injury.

During the 2017 regular season, Smith was one of three rookie tight ends to appear in all 16 games (**Gerald Everett** and **David Njoku**) and one of two rookie tight ends with at least 13 starts (**O.J. Howard**). He caught 18 passes for 157 yards and two touchdowns, ranking fifth among all rookie tight end in receptions. He also caught three passes for 19 yards in two postseason games.

Smith concluded his four-year career at Florida International University's all-time leader among tight ends in receptions and receiving yards, totaling 178 receptions for 2,001 yards and 18 touchdowns. On the school's all-time receiving list, regardless of position, Smith finished fourth in receptions, fifth in receiving yards and third in receiving touchdowns.

Smith finished his career registering at least one reception in every game he played. The 43-game streak was the second-longest streak of its kind in school annals.

During his senior campaign, he started 11 games and earned sec-



SMITH EXCEEDS 600 SNAPS

A year after leading all rookie tight ends with 13 starts in 2017, **Jonnu Smith** continued to see a high rate of offensive snaps in 2018, his second NFL season.

Despite spending the final three contests on injured reserve, he participated in 609 total offensive snaps in 2018 (including penalized plays), a total that ranked fourth among all tight ends in their rookie, first-year or second-year seasons. The only three such tight ends with more offensive snaps than Smith were San Francisco's **George Kittle** (925). Cleveland's **David Njoku** (863) and the New York Jets' **Christopher Herndon** (624).

Smith's offensive play total ranked third among all non-linemen on the Titans. Only wide receiver **Corey Davis** (870) and quarterback **Marcus Mariota** (773) had more.

Most offensive snaps in 2018 among rookie, first-year and second-year tight ends (includes offensive plays called back due to penalty):

Player	Team	Offensive Snaps
1. George Kittle	San Francisco 49ers	925
2. David Njoku	Cleveland Browns	863
3. Christopher Herndon	New York Jets	624
4. Jonnu Smith	Tennessee Titans	609
5. Ricky Seals-Jones	Arizona Cardinals	535
6. Ian Thomas	Carolina Panthers	526
7. Dallas Goedert	Philadelphia Eagles	520
8. Evan Engram	New York Giants	471
9. Jordan Thomas	Houston Texans	470
10. O.J. Howard	Tampa Bay Buccaneers	433

STARTS BY ROOKIE TIGHT ENDS

In 2017, **Jonnu Smith** started 13 games as a rookie. Since 2000, he became only the fifth NFL rookie tight end drafted in the third round or later to record at least 13 starts, joining **Randy McMichael** (16 starts in 2002), **Dwayne Allen** (16 in 2012), **Tony Moeaki** (15 in 2010) and **Eric Johnson** (14 in 2001).

Most starts by a rookie tight end drafted in the third round or later, 2000-2017:

Rookie TE	Team	Season	Draft Round	Starts
1. Randy McMichael	Miami	2002	4th Round	16
Dwayne Allen	Indianapolis	2012	3rd Round	16
3. Tony Moeaki	Kansas City	2010	3rd Round	15
4. Eric Johnson	San Francisco	2001	7th Round	14
5. Jonnu Smith	Tennessee	2017	3rd Round	13
6. Shawn Nelson	Buffalo	2009	4th Round	12
Owen Daniels	Houston	2006	4th Round	12
8. Casey Fitzsimmons	Detroit	2003	Undrafted	11
Antonio Gates	San Diego	2003	Undrafted	11
10. Alex Smith	Tampa Bay	2005	3rd Round	10
Matt Schobel	Cincinnati	2002	3rd Round	10

#88 • TE LUKE STOCKER

[CLICK FOR COMPLETE BIO](#)

Tight end **Luke Stocker** (6-5, 253) completed his eighth NFL season and his first full campaign with the Titans in 2018. He was signed by the Titans as a free agent on Dec. 4, 2017.

In 2018, Stocker played in all 16 games for the second time in his career and totaled 11 starts. While playing a vital role as a blocker in the running game, his 15 receptions ranked second in his career, and his 165 receiving yards tied his career high (2012). His two touchdown receptions were the best of his career.

During the 2017 regular season, he appeared in nine contests (four starts) with the Buccaneers and three games (two starts) with the Titans. He totaled four receptions for 30 yards and a touchdown, including one 12-yard catch with the Titans. He also appeared in both postseason contests for Tennessee.

Stocker was selected by the Buccaneers in the fourth round of the 2011 NFL Draft and played for the Buccaneers into the 2017 campaign. He



arrived in Tennessee with 80 games of NFL experience, including 56 starts, all with the Buccaneers. In his first 80 games, he totaled 52 receptions for 400 yards and three touchdowns.

A three-year starter and captain at the University of Tennessee, the Berea, Ky., native recorded 85 receptions for 956 yards and eight touchdowns during his college career.

2018 Highlights:

- **At Miami (9/9)**, totaled 37 yards on two catches. In the first quarter, he caught a 31-yard pass from Marcus Mariota to Miami's five-yard line. The catch was the second-longest reception of his eight-year career (33 vs. New Orleans on Oct. 21, 2012).
- **Against Houston (9/16)**, caught two passes for 15 yards.
- **At Jacksonville (9/23)**, recorded an 11-yard reception.
- **Against the Los Angeles Chargers in London (10/21)**, scored his fourth career touchdown and his first as a member of the Titans on a one-yard pass from Marcus Mariota with 31 seconds remaining in the fourth quarter. He totaled two receptions for 11 yards in the contest.
- **At Dallas (11/5)**, caught a five-yard pass on Monday Night Football.
- **At Indianapolis (11/18)**, posted two receptions for 16 yards.
- **At Houston (11/26)**, caught one pass for 14 yards on Monday Night Football. He also had a rushing attempt for no gain.
- **Against Jacksonville (12/6)**, recorded a seven-yard catch on Thursday Night Football.
- **At the New York Giants (12/16)**, caught two passes for 27 yards.
- **Against Indianapolis (12/30)**, scored on a 22-yard pass from Blaine Gabbert in the third quarter on Sunday Night Football. It was his second touchdown of 2018, which set a career high. The reception was the fifth-longest catch of his career and the longest touchdown reception of his career.

Stocker's Career Regular Season Statistics:

Year	Team	GP	GS	Rec	Yds	Avg	Lg	TD
2011	TB	14	9	12	92	7.7	24	0
2012	TB	16	11	16	165	10.3	33	1
2013	TB	2	2	0	0	-	0	0
2014	TB	13	7	7	41	5.9	11	0
2015	TB	14	13	9	61	6.8	14	1
2016	TB	12	10	5	23	4.6	11	0
2017	TB/Ten	12	6	4	30	7.5	12	1
2018	Ten	16	11	15	165	11.0	31	2
Totals		97	67	68	577	8.5	33	5

Stocker's Career Postseason Statistics:

Year	Team	GP	GS	Rec	Yds	Avg	Lg	TD
2017	Ten	2	0	0	0	-	-	0

Stocker's Regular Season Single-Game Highs:

Receptions - 3 (Four times, last at St. Louis 12/17/15)

Receiving Yards - 50 at Atlanta (12/30/12)

Long Reception - 33 vs. New Orleans (10/21/12)

Touchdowns - 1 (Five times, last vs. Indianapolis, 12/30/18)

#82 • TE DELANIE WALKER

[CLICK FOR COMPLETE BIO](#)

Tight end **Delanie Walker** (6-0, 248) completed his 13th NFL season and his sixth campaign with the Titans in 2018. He was signed as an unrestricted free agent on March 14, 2013 after spending the first seven years of his career with the San Francisco 49ers.

Walker's 2018 campaign came to a sudden and premature end. He was placed on injured reserve on Sept. 10 due to a leg injury he suffered in the season opener at Miami the previous day.

In Walker's time with the Titans, he has put his name among the top players in franchise history at his position. From 2013–2017, he totaled 356 receptions for 4,156 yards and 26 touchdowns. All three numbers put him second in club history behind only **Frank Wycheck** (482 receptions for 4,958 yards and 27 touchdowns). In the same five seasons, no NFL tight end totaled more receptions than Walker.

Walker posted at least 60 receptions in each of his first five seasons in Tennessee. Prior to his arrival, Wycheck was the only Titans/Oilers tight end to reach the plateau in a single campaign. Walker also recorded the top four single-season receiving yardage totals in franchise history among tight ends from 2014–2017.

Walker and Kansas City's Travis Kelce were the NFL's only tight ends to post at least 800 receiving yards every season from 2014–2017.

In 2017, Walker was named to his third consecutive Pro Bowl after leading the club with 74 receptions and 807 receiving yards. His three touchdown catches ranked second on the squad. Among all NFL tight ends, his reception total tied for third place, and his yardage total ranked fourth.

In 2016, Walker tied for the team lead with 65 catches for 800 yards and a career-high seven touchdowns, and he was named to his second consecutive Pro Bowl. He ranked sixth in receiving yards among NFL tight ends, and he was second in the AFC behind only Kansas City's **Travis Kelce**. Also among tight ends, his reception total tied for eighth in the NFL, and his touchdown total tied for third.

In 2015, Walker set new team records among tight ends with 94 receptions and 1,088 receiving yards. He broke his own receiving yardage record (890 in 2014) and Wycheck's reception record (70 in 1998 and 2000) for franchise tight ends. On the team's all-time single-season receptions list, regardless of position, Walker tied wide receiver **Kendall Wright** (94 receptions in 2013) for the fifth-highest total. Walker's 94 receptions tied **Jason Witten** (94 catches in 2009 and 2010) for the 10th–highest total in NFL history by a tight end.

In 2014, Walker's team-leading 890 receiving yards set a then-career high and set a new standard among Titans/Oilers tight ends, eclipsing Wycheck's 768 receiving yards in 1998. Walker's 63 receptions in 2014 at the time also led the team, set a career high, and tied for fourth in team annals.

Appearing in 15 games with 11 starts in 2013, he totaled 60 receptions for 571 yards and six touchdowns. He set then-career highs in all three categories. Also, he became the only tight end in franchise history other than Wycheck to reach 60 receptions in a single season. Wycheck accomplished the feat five times from 1997 through 2001, including 70 receptions in both 1998 and 2000 to establish the record for Titans/Oilers tight ends. Walker's six touchdown receptions tied for fourth place in franchise history among tight ends and were the most since Wycheck's six in 1996.

Prior to his arrival in Tennessee, the former sixth-round pick appeared in 99 career regular-season games with the 49ers (40 starts) and totaled 123 receptions for 1,465 yards (11.9 avg.) and eight touchdowns. A regular contributor on special teams, Walker posted 61 special teams tackles as well as 31 kickoff returns for 528 yards during his time in San Francisco.

In 2012, Walker played an integral role in the 49ers' second consecutive playoff season, as he teamed with Vernon Davis to form one of the NFL's top tight-end duos. He saw action in all 16 regular-season games (four starts) and set a career high with 344 yards and three touchdowns (matched career high) on 21 receptions. His average of 16.4 yards per catch was the highest among all NFL tight ends with 20 or more catches.

During the 2012 playoffs, he appeared in all three games and started in Super Bowl XLVII. In the Super Bowl, he recorded three receptions for 48 yards.

Walker was a sixth-round pick in the 2006 NFL Draft. As a rookie, he appeared in only seven games with one start. Then, in 2007, he played in

all 16 contests and set a career high with 10 starts. It began a string of six seasons (2007–12) during which he missed a total of four games. In 2010, he set his career high with 29 receptions.

A native of Pomona, Calif., Walker spent two seasons (2002–03) at Mt. San Antonio (Calif.) Community College before joining the University of Central Missouri Mules for his final two collegiate campaigns (2004–05). As a wide receiver at Central Missouri, he caught 113 passes for 1,347 yards in 20 games. The 49ers selected him with the 175th overall pick in the 2006 NFL Draft.

2018 Highlights:

- **At Miami (9/9)**, totaled four receptions for 52 yards before leaving the game in the fourth quarter due to an injury.
- On Sept. 10, 2018, he was placed on injured reserve with a leg injury.

Walker's Career Regular Season Statistics:

Year	Team	GP	GS	Rec	Yds	Avg	Lg	TD
2006	SF	7	1	2	30	15.0	29	0
2007	SF	16	10	21	174	8.3	26	1
2008	SF	15	2	10	155	15.5	53	1
2009	SF	16	8	21	233	11.1	39	0
2010	SF	14	8	29	331	11.4	38	0
2011	SF	15	7	19	198	10.4	29t	3
2012	SF	16	4	21	344	16.4	45	3
2013	Ten	15	11	60	571	9.5	33	6
2014	Ten	15	14	63	890	14.1	68	4
2015	Ten	15	10	94	1,088	11.6	61t	6
2016	Ten	15	10	65	800	12.3	47	7
2017	Ten	16	11	74	807	10.9	42	3
2018	Ten	1	1	4	52	13.0	16	0
Totals		176	96	483	5,673	11.7	68	34

Walker's Career Postseason Statistics:

Year	Team	GP	GS	Rec	Yds	Avg	Lg	TD
2011	SF	1	1	2	36	18.0	29	0
2012	SF	3	1	5	85	17.0	28	0
2017	Ten	2	2	9	123	13.7	36	0
Totals		6	4	16	244	15.3	36	0

Walker's Regular Season Single-Game Highs:

Receptions - 10 (Twice, last vs. Dallas 9/14/14)
Receiving Yards - 155 at Philadelphia (11/23/14)
Long Reception - 68 at Philadelphia (11/23/14)
Touchdowns - 2 (Twice, last at New England 12/20/15)

Walker's Playoff Single-Game Highs:

Receptions - 6 at Kansas City (1/6/18)
Receiving Yards - 74 at Kansas City (1/6/18)
Long Reception - 36 at New England (1/13/18)

CAREER CATCHES BY FRANCHISE TIGHT ENDS

On Nov. 13, 2016, **Delanie Walker** moved into second place on the team's all-time receptions list among tight ends.

Walker, who was signed as an unrestricted free agent in 2013, trails only former tight end **Frank Wycheck** (482) on the club's tight ends list.

Most career receptions by a tight end in franchise history:

Player	Seasons	Rec	Yds	Avg	Lg	TD
1. Frank Wycheck	1995-2003	482	4,958	10.3	42	27
2. Delanie Walker	2013-2018	360	4,208	11.7	68	26
3. Bo Scaife	2005-2010	251	2,383	9.5	44	12
4. Alvin Reed	1967-1972	199	2,818	14.2	60	11
5. Erron Kinney	2000-2005	178	1,750	9.8	31	10
6. Willard Dewveall	1961-1964	141	2,080	14.8	98t	19
7. Mike Barber	1976-1981	140	1,886	13.5	79t	13
8. Jared Cook	2009-2012	131	1,717	13.1	80t	8
9. Bob McLeod	1961-1966	126	1,926	15.3	55	19
10. Jamie Williams	1984-1988	121	1,420	11.7	33	8

FRANCHISE RECEIVING LIST

Among all players in franchise history, tight end **Delanie Walker** ranks eighth in career receptions. He passed **Nate Washington** (307 receptions) and **Curtis Duncan** (322 receptions) in 2017.

Most career receptions in franchise history:

Player (Position)	Seasons	Rec	Yds	Avg	Lg	TD
1. Ernest Givins (WR)	1986-1994	542	7,935	14.6	83t	46
2. Haywood Jeffires (WR)	1987-1995	515	6,119	11.9	87t	47
3. Frank Wycheck (TE)	1995-2003	482	4,958	10.3	42	27
4. Drew Hill (WR)	1985-1991	480	7,477	15.6	81t	47
5. Derrick Mason (WR)	1997-2004	453	6,114	13.5	71t	37
6. Charlie Hennigan (WR)	1960-1966	410	6,823	16.6	80	51
7. Ken Burrough (WR)	1971-1981	408	6,906	16.9	85t	47
8. Delanie Walker (TE)	2013-2018	360	4,208	11.7	68	26
9. Curtis Duncan (WR)	1987-1993	322	3,935	12.2	72	20
10. Nate Washington (WR)	2009-2014	307	4,591	15.0	80t	28

TIGHT ENDS IN 2017

In 2017, **Delanie Walker** led the Titans with 74 receptions and 807 receiving yards. Among all tight ends, his reception total was eclipsed by only that of **Travis Kelce** (83) and **Jack Doyle** (80), and his yardage total ranked fourth behind **Rob Gronkowski** (1,084), **Kelce** (1,038) and **Zach Ertz** (824).

Most receptions by tight ends in 2017:

Tight End	Team	Receptions
1. Travis Kelce	Kansas City	83
2. Jack Doyle	Indianapolis	80
3. Delanie Walker	Tennessee	74
Zach Ertz	Philadelphia	74
5. Rob Gronkowski	New England	69
6. Evan Engram	NY Giants	64
7. Jason Witten	Dallas	63
8. Benjamin Watson	Baltimore	61
9. Jimmy Graham	Seattle	57
Kyle Rudolph	Minnesota	57

Most receiving yards by tight ends in 2017:

Tight End	Team	Receiving Yards
1. Rob Gronkowski	New England	1,084
2. Travis Kelce	Kansas City	1,038
3. Zach Ertz	Philadelphia	824
4. Delanie Walker	Tennessee	807
5. Evan Engram	NY Giants	722
6. Jack Doyle	Indianapolis	690
7. Jared Cook	Oakland	688
8. Vernon Davis	Washington	648
9. Cameron Brate	Tampa Bay	591
10. Hunter Henry	LA Chargers	579



CAREER RECEIVING BY ACTIVE TIGHT ENDS

At Houston on Oct. 1, 2017, **Delanie Walker** became the eighth active NFL tight end to reach 5,000 career receiving yards. He joined **Jason Witten**, **Antonio Gates**, **Greg Olsen**, **Vernon Davis**, **Jimmy Graham**, **Rob Gronkowski** and **Benjamin Watson**.

Despite missing all but one game of the 2018 season due to an injury, Walker finished the campaign ranked seventh in the NFL among active tight ends in both career receptions and career receiving yards.

Most career receiving yards among active NFL tight ends:

Tight End	Receiving Yards
1. Antonio Gates	11,841
2. Rob Gronkowski	7,861
3. Greg Olsen	7,847
4. Vernon Davis	7,439
5. Jimmy Graham	7,436
6. Benjamin Watson	5,885
7. Delanie Walker	5,673
8. Jared Cook	5,464
9. Travis Kelce	5,236
10. Zach Ertz	4,827

Most career receptions among active NFL tight ends:

Tight End	Receptions
1. Antonio Gates	955
2. Greg Olsen	666
3. Jimmy Graham	611
4. Vernon Davis	573
5. Benjamin Watson	530
6. Rob Gronkowski	521
7. Delanie Walker	483
8. Zach Ertz	437
9. Jared Cook	425
10. Travis Kelce	410

50-CATCH SEASONS, FRANCHISE HISTORY

Delanie Walker recorded his fifth consecutive campaign with at least 50 catches in 2017. He became the sixth player in franchise history to record 50 receptions in at least five different seasons. Only four previous Oilers/Titans did so in five consecutive seasons.

Walker joined the Titans as a free agent in 2013. Since then, he has posted season totals of 60 (2013), 63 (2014), 94 (2015) and 65 (2016) receptions.

Most consecutive seasons with 50 or more receptions, franchise history:

Player (Pos)	Years	Consecutive Seasons
1. Ernest Givins (WR)	1986-1993	8
2. Frank Wycheck (TE)	1996-2001	6
Haywood Jeffires (WR)	1990-1995	6
4. Delanie Walker (TE)	2013-2017	5
Derrick Mason (WR)	2000-2004	5
6. Charlie Hennigan (WR)	1961-1964	4

Most total seasons with 50 or more receptions, franchise history:

Player (Pos)	Years	Total Seasons
1. Ernest Givins (WR)	1986-1993	8
2. Frank Wycheck (TE)	1996-2001	6
Haywood Jeffires (WR)	1990-1995	6
Drew Hill (WR)	1985-1986; 1988-1991	6
5. Delanie Walker (TE)	2013-2017	5
Derrick Mason (WR)	2000-2004	5
7. Charlie Hennigan (WR)	1961-1964	4

TIGHT END RECEPTIONS, 2013-18

Delanie Walker joined the Titans in 2013 as an unrestricted free agent from the San Francisco 49ers. Since that time, only **Zach Ertz**, **Jimmy Graham** and **Travis Kelce** have had more receptions than Walker among all tight ends.

Most receptions among tight ends, 2013–2018:

Tight End	Receptions	Rec Yards
1. Zach Ertz	437	4,827
2. Travis Kelce	410	5,236
3. Jimmy Graham	396	4,788
4. Delanie Walker	360	4,208
5. Greg Olsen	358	4,483
6. Jason Witten	346	3,500
7. Rob Gronkowski	334	5,198
8. Jordan Reed	329	3,371
9. Antonio Gates	313	3,520
10. Kyle Rudolph	307	3,045

RECEPTIONS OF 25+ YARDS, 2014-17

From the start of the 2014 campaign through 2017, **Delanie Walker** ranked third in the NFL among tight ends with 27 receptions of 25 yards or longer. Only New England's **Rob Gronkowski** and Kansas City's **Travis Kelce** had more.

Tight ends with the most receptions of 25 yards or longer, 2014–2017:

Tight End	Total Receptions	Receptions of 25+ Yards
1. Rob Gronkowski	248	48
2. Travis Kelce	307	30
3. Delanie Walker	296	27
4. Greg Olsen	258	22
5. Coby Fleener	177	21
6. Jared Cook	175	20
Jimmy Graham	255	20
8. Vernon Davis	151	19
9. Martellus Bennett	228	17
Charles Clay	215	17

SECOND FASTEST TO 300 RECEPTIONS

On Oct. 1, 2017 at Houston, **Delanie Walker** became the 10th player in franchise history to record at least 300 receptions with the club. Walker reached the milestone in his 64th game with the team. Of the 10 members of the franchise's 300-catch club, he was the second-fastest to the mark and the fastest in half a century. Former Oilers receiver **Charlie Hennigan**, who played from 1960–1966, needed only 56 games to get to 300 receptions.

Games needed to reach 300 receptions with the Titans/Oilers:

Player	Seasons with Club	Games to Reach 300 Receptions
1. Charlie Hennigan	1960–1966	56
2. Delanie Walker	2013–2017	64
3. Haywood Jeffires	1987–1995	70
4. Drew Hill	1985–1991	72
5. Ernest Givins	1986–1994	74
6. Frank Wycheck	1995–2003	82
7. Nate Washington	2009–2014	92
8. Curtis Duncan	1987–1993	96
Derrick Mason	1997–2004	96
10. Ken Burrough	1971–1981	104

SEASON REC YARDS BY FRANCHISE TIGHT ENDS

With 1,088 receiving yards in 2015, **Delanie Walker** broke his own single-season franchise record for receiving yards by a tight end, topping his 2014 total of 890 yards.

Prior to 2014, **Frank Wycheck** held the mark with 768 receiving yards in 1998.

Including 2017, Walker now owns the top four single-season receiving yardage totals in franchise history among tight ends.

Most single-season receiving yards by Titans/Oilers tight ends:

Player	Season	Rec	Yards	Avg	Lg	TD
1. Delanie Walker	2015	94	1,088	11.6	61t	6
2. Delanie Walker	2014	63	890	14.1	68	4
3. Delanie Walker	2017	74	807	10.9	42	3
4. Delanie Walker	2016	65	800	12.3	47	7
5. Frank Wycheck	1998	70	768	11.0	38	2
6. Jared Cook	2011	49	759	15.5	80t	3
7. Willard Dewveall	1963	58	752	13.0	35	7
8. Frank Wycheck	1997	63	748	11.9	42	4
9. Alvin Reed	1968	46	747	16.2	60	5
10. Mike Barber	1980	59	712	12.1	79t	5

RECEPTIONS IN A SEASON, TEAM HISTORY

Delanie Walker's 94 receptions in 2015 tied wide receiver **Kendall Wright** (94 receptions in 2013) for the fifth-highest total in franchise history. The only players with more were **Charlie Hennigan** (101 in 1964), **Haywood Jeffires** (100 in 1991) and **Derrick Mason** (96 in 2004 and 95 in 2003).

Most single-season receptions by a Titans/Oilers player:

Player	Season	Rec	Yards	Avg	Lg	TD
1. Charlie Hennigan	1964	101	1,546	15.3	53	8
2. Haywood Jeffires	1991	100	1,181	11.8	44	7
3. Derrick Mason	2004	96	1,168	12.2	37t	7
4. Derrick Mason	2003	95	1,303	13.7	50t	8
5. Delanie Walker	2015	94	1,088	11.6	61t	6
Kendall Wright	2013	94	1,079	11.5	45	2
7. Drew Hill	1991	90	1,109	12.3	61t	4
Haywood Jeffires	1992	90	913	10.1	47	9
9. Tim Smith	1983	83	1,176	14.2	47t	6
10. Curtis Duncan	1992	82	954	11.6	72	1
Charley Hennigan	1961	82	1,746	21.3	80	12



SEASON RECEPTIONS, FRANCHISE TIGHT ENDS

At the New York Jets on Dec. 13, 2015, **Delanie Walker** set a new standard for franchise tight ends. On his 71st reception of the season, he broke **Frank Wycheck's** franchise record for the most receptions in a season by a tight end. Walker eventually finished the season with 94 receptions.

Walker owns five of the top 10 single-season reception totals among franchise tight ends.

Most single-season receptions by Titans/Oilers tight ends:

Player	Season	Rec	Yards	Avg	Lg	TD
1. Delanie Walker	2015	94	1,088	11.6	61t	6
2. Delanie Walker	2017	74	807	10.9	42	3
3. Frank Wycheck	1998	70	768	11.0	38	2
Frank Wycheck	2000	70	636	9.1	26	4
5. Frank Wycheck	1999	69	641	9.3	35	2
6. Delanie Walker	2016	65	800	12.3	47	7
7. Delanie Walker	2014	63	890	14.1	68	4
Frank Wycheck	1997	63	748	11.9	42	4
9. Frank Wycheck	2001	60	672	11.2	30	4
Delanie Walker	2013	60	571	9.5	33	6

SEASON RECEPTIONS BY NFL TIGHT ENDS

In 2015, Titans tight end **Delanie Walker** set a new standard for franchise tight ends, accumulating 94 receptions.

Additionally, Walker became the ninth tight end in NFL history to reach 90 catches in a season. Previously, eight tight ends in history produced 16 total 90-catch seasons. **Tony Gonzalez** (five), **Jason Witten** (four) and **Todd Christensen** (two) all have multiple 90-reception campaigns. **Dallas Clark**, **Jimmy Graham**, **Ben Coates**, **Martellus Bennett** and **Rob Gronkowski** are the others to reach the mark.

At the time, Walker's 94 catches in a season put him in a tie for the 10th-most in NFL history, equaling Witten's 2009 and 2010 numbers.

Most single-season receptions by a tight end in NFL history through 2015:

Player	Year/Team	Rec	Yds	Avg	Lg	TD
1. Jason Witten	2012 Dal	110	1,039	9.4	36	3
2. Tony Gonzalez	2004 KC	102	1,258	12.3	32	7
3. Dallas Clark	2009 Ind	100	1,106	11.1	80t	10
4. Tony Gonzalez	2007 KC	99	1,172	11.8	31	5
Jimmy Graham	2011 NO	99	1,310	13.2	59	11
6. Ben Coates	1994 NE	96	1,174	12.2	62t	7
Tony Gonzalez	2008 KC	96	1,058	11.0	35	10
Jason Witten	2007 Dal	96	1,145	11.9	53	7
9. Todd Christensen	1986 LA Raiders	95	1,153	12.1	35	8
10. Delanie Walker	2015 Ten	94	1,088	11.6	61t	6
Jason Witten	2009 Dal	94	1,030	11.0	69	2
Jason Witten	2010 Dal	94	1,002	10.7	33	9
13. Tony Gonzalez	2000 KC	93	1,203	12.9	39	9
Tony Gonzalez	2012 Atl	93	930	10.0	25	8
15. Todd Christensen	1983 LA Raiders	92	1,247	13.6	45	12
16. Martellus Bennett	2014 Chi	90	916	10.2	37	6
Rob Gronkowski	2011 NE	90	1,327	14.7	52t	17

RECEPTIONS BY NFL TIGHT ENDS IN 2015

In 2015, **Delanie Walker** ranked first in receptions among all NFL tight ends.

Most receptions among NFL tight ends in 2015:

Tight End	Team	Receptions
1. Delanie Walker	Ten	94
2. Jordan Reed	Was	87
3. Gary Barnidge	Cle	79
4. Greg Olsen	Car	77
Jason Witten	Dal	77
6. Zach Ertz	Phi	75
7. Benjamin Watson	NO	74
8. Rob Gronkowski	NE	72
Travis Kelce	KC	72
10. Heath Miller	Pit	60

WALKER'S CAREER 100-YARD RECEIVING GAMES

Date	Opp	No.	Yds.	Avg.	Lg	TD
11/23/14	at Philadelphia	5	155	31.0	68	0
9/14/14	Dallas	10	142	14.2	61t	1
11/13/16	Green Bay	9	124	13.8	41	1
11/19/15	at Jacksonville	8	109	13.6	29	0

★ ★ ★

TWO-YEAR YARDAGE TOTALS

Delanie Walker's receiving yardage total from 2014–2015 was the highest two-year total in franchise history by a tight end. Walker topped **Frank Wycheck's** stretch from 1997–1998, when he accumulated 1,516 receiving yards.

Most receiving yards in a two-year span by Titans/Oilers tight ends:

Tight End	Seasons	Two-Year Rec Yards Total
1. Delanie Walker	2014-15	1,978
2. Delanie Walker	2015-16	1,888
3. Delanie Walker	2016-17	1,607
4. Delanie Walker	2013-14	1,461
5. Frank Wycheck	1997-98	1,516
6. Alvin Reed	1968-69	1,411
7. Frank Wycheck	1998-99	1,409
8. Willard Dewveall	1962-63	1,328
9. Frank Wycheck	2000-01	1,308
10. Willard Dewveall	1963-64	1,304

TD RECEPTIONS BY FRANCHISE TIGHT ENDS

In 2016, **Delanie Walker** set his career high with seven touchdown receptions in a season, topping his previous high total of six touchdowns in 2013, which he later matched in 2015.

Walker's seven touchdown receptions in 2016 are the most by a Titans/Oilers tight end since Pro Football Hall of Famer **Dave Casper's** eight touchdown catches in 1981. Walker tied **Willard Dewveall** (seven in 1963) for the third-highest total in franchise history among tight ends.

Most single-season touchdown receptions by a tight end in franchise history (1960–present):

Tight End	Year	Touchdown Receptions
1. Dave Casper	1981	8
Willie Frazier	1965	8
3. Delanie Walker	2016	7
Willard Dewveall	1963	7
5. Delanie Walker	2015	6
Delanie Walker	2013	6
Frank Wycheck	1996	6
Dave Casper	1982	6
Bob McLeod	1962	6
10. Mike Barber	1980	5
Rich Caster	1978	5
Alvin Reed	1968	5
Bob McLeod	1963	5
Willard Dewveall	1962	5

RECEIVING YARDS BY TIGHT ENDS IN 2014

Titans tight end **Delanie Walker** ranked fourth among all NFL tight ends in 2014 in receiving yards. His receiving average (14.1) was the second-highest among all qualifying tight ends, trailing only **Coby Fleener** (15.2).

Most receiving yards among NFL tight ends in 2014:

Player	Team	Rec	Yards	Avg	Lg	TD
1. Rob Gronkowski	NE	82	1,124	13.7	46t	12
2. Greg Olsen	Car	84	1,008	12.0	38	6
3. Martellus Bennett	Chi	90	916	10.2	37	6
4. Delanie Walker	Ten	63	890	14.1	68	4
5. Jimmy Graham	NO	85	889	10.5	29	10
6. Travis Kelce	KC	67	862	12.9	34	5
7. Antonio Gates	SD	69	821	11.9	34	12
8. Coby Fleener	Ind	51	774	15.2	73t	8
9. Heath Miller	Pit	66	761	11.5	49	3
10. Jason Witten	Dal	64	703	11.0	34	5

REC YARDS IN A GAME, TITANS TIGHT ENDS

At Philadelphia on Nov. 23, 2014, **Delanie Walker** caught five passes for 155 yards. His yardage total set a new single-game career high, and the total also qualified as the second-highest in franchise history by a tight end. The only tight end with more receiving yards in a game for the franchise was **Jared Cook**, who had 169 yards against Jacksonville on Dec. 24, 2011.

Earlier in the 2014 season, Walker posted 142 receiving yards against the Dallas Cowboys (Sept. 14), a total that ranks fourth in team annals.

Most receiving yards in a game by a tight end, franchise history:

Player	Date	Opp	Rec	Yds	Avg	TD
1. Jared Cook	12/24/11	Jax	8	169	21.1	1
2. Delanie Walker	11/23/14	Phi	5	155	31.0	0
3. Dave Casper	11/30/80	Cle	7	150	21.4	1
4. Delanie Walker	09/14/14	Dal	10	142	14.2	1
5. Dave Casper	12/20/81	Pit	6	139	23.2	3
6. Willard Dewveall	11/25/62	SD	3	139	46.3	2
7. Willard Dewveall	12/22/63	Oak	7	137	19.6	2
8. Alvin Reed	10/27/68	Buf	4	132	33.0	2
9. Delanie Walker	11/13/16	GB	9	124	13.8	1
10. Alvin Reed	09/29/68	Oak	8	122	15.3	0

MORE TITANS TIGHT ENDS

86 - TE ANTHONY FIRKSER (6-2, 246, 1st Year, Harvard)

- **Anthony Firkser** was signed by the Titans during the 2018 offseason.
- He spent the first two weeks of 2018 on the 53-man roster and played one game before spending the next three weeks on the practice squad. He was added back to the 53-man roster on Oct. 9 and went on to produce 19 receptions for 225 yards and one touchdown in 12 games.
- He was originally signed by the New York Jets as an undrafted free agent on May 5, 2017.
- After his release from the Jets, he spent time as a rookie on the practice squad of the Kansas City Chiefs and stayed with the Chiefs for part of the 2018 offseason.
- Firkser appeared in 29 games with 24 starts over four seasons at Harvard (2013-16) and caught 99 passes for 1,559 yards and 14 touchdowns. He finished his career ranked 12th all-time in school history in receptions, ninth all-time in receiving yards and sixth all-time in touchdown receptions.
- He was named to the All-Ivy League second team as both a junior and sophomore.
- He is a native of Manalapan, N.J.

2018 Highlights:

- **Against Houston (9/16)**, made his NFL debut.
- **Against Baltimore (10/14)**, recorded his first career reception, converting a third-and-six with an 18-yard catch. He finished the game with two receptions for 25 yards.
- **Against New England (11/11)**, converted a third down with an 11-yard catch to help set up a touchdown in the second quarter.
- **At Indianapolis (11/18)**, tied for the team lead with 44 yards on three receptions, including a 28-yard catch.



- **At Houston (11/26)**, set new career highs with four receptions and 52 receiving yards on Monday Night Football.
- **Against the New York Jets (12/2)**, contributed three receptions for 42 yards and a touchdown. Late in the second quarter, he scored his first career touchdown on a 12-yard pass from Marcus Mariota. He had a five-yard reception earlier in the same drive, and his 25-yard catch late in the fourth quarter helped set up the game-winning touchdown three plays later.
- **Against Jacksonville (12/6)**, caught three passes for 27 yards on Thursday Night Football.
- **Against Washington (12/22)**, posted two receptions for 16 yards.
- **Against Indianapolis (12/30)**, caught one pass for eight yards on Sunday Night Football.

85 - TE MyCOLE PRUITT (6-2, 245, 3rd Year, Southern Illinois)

- **MyCole Pruitt** was signed by the Titans off the Houston Texans practice squad on Sept. 10, 2018, one day after the season opener.
- His 2018 totals included nine receptions for 102 yards and one touchdown in 15 games (one start).
- He arrived in Tennessee with 21 games of NFL experience with the Texans, Chicago Bears and Minnesota Vikings. His statistics prior to joining the Titans included 12 receptions for 102 yards.
- Pruitt was a fifth-round selection by the Vikings in the 2015 NFL Draft.
- A native of South Bend, Ind., he amassed multiple school records for tight ends during a four-year career at Southern Illinois, where he tallied 211 career receptions for 2,601 yards and 25 touchdowns. He earned All-America honors for both his junior and senior seasons. Pruitt also was named the best tight end in the 30-year history of Missouri Valley Conference.

2018 Highlights:

- **Against Houston (9/16)**, made his Titans debut against his former team.
- **At Indianapolis (11/18)**, recorded his first reception in a Titans uniform, grabbing a 19-yard pass from Blaine Gabbert to help set up a touchdown in the fourth quarter.
- **Against Jacksonville (12/6)**, caught one pass for nine yards on Thursday Night Football.
- **Against Washington (12/22)**, posted two receptions for 29 yards and a touchdown. He notched his fourth career start and his first since 2015 as a member of the Minnesota Vikings. In the fourth quarter, he caught a go-ahead, two-yard touchdown pass from Blaine Gabbert to record his first career touchdown reception. He also had a 27-yard reception in the third quarter to notch the second-longest catch of his career.
- **Against Indianapolis (12/30)**, caught two passes for 26 yards on Sunday Night Football.

89 - TE COLE WICK (6-6, 257, 2nd Year, Incarnate Word)

- **Cole Wick** was signed by the Titans as a free agent on Dec. 11, 2018, following the placement of tight end Jonnu Smith on injured reserve.
- Wick, who originally signed with the Detroit Lions as a rookie free agent in 2016, arrived in Tennessee with 11 total games of NFL experience.
- In 2017, he spent time on the practice squad for both the Lions and San Francisco 49ers. He opened this season with the 49ers, playing in five games, before re-joining Detroit's practice squad in October.
- In 2016, Wick played six games as a rookie for the Lions and collected two receptions for 18 yards.
- A native of Hallettsville, Texas, Wick totaled 62 receptions for 936 yards and six touchdowns during his college career at Incarnate Word (Texas).

2018 Highlights:

- Wick was inactive for his two weeks on the 53-man roster (Dec. 16 at the New York Giants; Dec. 22 vs. Washington) and was placed on injured reserve (shoulder) on Dec. 24.



TITANS WIDE RECEIVERS

No.	Name	Ht	Wt	Exp	College
17	Batson, Cameron	5-8	175	R	Texas Tech
84	Davis, Corey	6-3	209	2	Western Michigan
15	Jennings, Darius	5-10	180	2	Virginia
19	Sharpe, Tajae	6-2	194	3	Massachusetts
13	Taylor, Taywan	5-11	203	2	Western Kentucky

#84 • WR COREY DAVIS

[CLICK FOR COMPLETE BIO](#)



Wide receiver **Corey Davis** (6-3, 209) completed his second NFL season in 2018. He was selected by the Titans with the fifth overall pick in the 2017 NFL Draft.

Davis led the Titans offense in 2018 with 65 receptions, 891 receiving yards and four touchdowns. His yardage total ranked ninth among all AFC wide receivers.

As a rookie, Davis totaled 34 receptions for 375 yards in 11 games (nine starts). He started both postseason contests and contributed nine receptions for 98 yards and a team-high two touchdowns.

In four seasons at Western Michigan (2013–2016), Davis played and started 50 games. He registered 332 career receptions for 5,285 yards and 52 touchdowns, setting the Mid-American Conference record in each category and becoming the only player in FBS history with 300 catches, 5,000 yards and 50 touchdowns. His 5,285 career receiving yards were the most in FBS history, and he ended his career ranked second all-time in FBS history with 52 career receiving touchdowns (60 by Jarrett Dillard). Davis' 332 career receptions ranked fourth all-time in FBS annals.

As a senior, he set career highs with 97 receptions, 1,500 receiving yards and 19 touchdowns, ranking eighth, seventh and first (tied) in the FBS, respectively. He helped the Broncos win the MAC and go undefeated until suffering their first loss in the Cotton Bowl. Davis' record-setting, All-American campaign included five games of 100-plus yards and six games of two or more receiving touchdowns.

Davis is a native of Wheaton, Ill.

2018 Highlights:

➤ **At Miami (9/9)**, led the team with six receptions and 62 receiving yards. His six receptions tied a career high, equaling a mark he reached twice as a rookie in 2017.

➤ **Against Houston (9/16)**, led the Titans with five receptions for 55 yards, including a key 18-yard catch to help set up the game-winning field goal. It was Davis' second consecutive game to begin the season with a least five receptions.

➤ **At Jacksonville (9/23)**, posted two receptions for 34 yards, including a 22-yard grab during a third-quarter scoring drive and a third-down conversion for 12 yards during the game-winning drive in the fourth quarter.

➤ **Against Philadelphia (9/30)**, set career highs with nine receptions, 161 receiving yards and a touchdown. He ended the game with a 10-yard touchdown reception in overtime—the first regular season touchdown of his two-year career. He also recorded a career-long 51-yard grab in the fourth quarter. His 161 receiving yards were the most by a Titans player since tight end Jared Cook had 169 yards against Jacksonville on Dec. 24, 2011. No Titans wide receiver had posted as many receiving yards as Davis in a game since Kenny Britt's 225 yards against the Eagles on Oct. 24, 2010. Davis became the third player in franchise history to score a touchdown in overtime, joining Vince Young (Dec. 10, 2006 at Houston) and Anthony Fasano (Nov. 8, 2015 at New Orleans). By scoring his touchdown with five seconds remaining in overtime, he became the third player in NFL history to score a touchdown in the final 10 seconds of overtime. The previous two players to accomplish the feat were San Diego's John Jefferson, who caught an overtime touchdown pass from Dan Fouts against Kansas City with no time remaining on Nov. 12, 1978, and Baltimore's Michael Jackson, who scored on a pass from Vinny Testaverde against St. Louis on Oct. 27, 1996 with 10 seconds remaining in overtime.

- **At Buffalo (10/7)**, led the team with four receptions and 49 receiving yards, including a 23-yard catch in the third quarter.
- **Against Baltimore (10/14)**, caught one pass for 24 yards.
- **Against the Los Angeles Chargers in London (10/21)**, recorded three catches for 10 yards.
- **At Dallas (11/5)**, led the team with six receptions for 56 yards on Monday Night Football.
- **Against New England (11/11)**, led the Titans with seven catches and 125 receiving yards. He notched his second career 100-yard game and the second-highest yardage and reception totals of his career. In the first quarter, he scored his second touchdown of the season on a 23-yard pass from Marcus Mariota.
- **At Indianapolis (11/18)**, caught two passes for 30 yards.
- **At Houston (11/26)**, led the team on Monday Night Football with 96 yards on four receptions, including a touchdown. It was the third-highest single-game receiving yardage total of his career. In the third quarter, he caught a 48-yard touchdown pass from Marcus Mariota to record his third touchdown of 2018 and the second-longest reception of his career. He also took a reverse and raced 39 yards for a career-long rushing attempt in the second quarter. His 135 scrimmage yards in the game made up the second-highest total of his career (161 vs. Philadelphia on Sept. 30, 2018). On a 19-yard catch in the first quarter, he reached the 1,000-yard receiving mark for his career.
- **Against the New York Jets (12/2)**, caught three passes for 42 yards, including his game-winning, 11-yard scoring catch with 36 seconds remaining in the fourth quarter. It was his second consecutive game with a touchdown reception, and it also marked his second game in 2018 with a last-minute, game-winning score. He previously accomplished the feat against the Eagles on Sept. 30 and joined Antonio Holmes and Andre Caldwell as the only players in a single season since 2000 with multiple game-winning touchdown receptions in the final minute of the fourth quarter or overtime. He added a 12-yard rushing attempt against the Jets.
- **Against Jacksonville (12/6)**, caught two passes for 21 yards on Thursday Night Football.
- **At the New York Giants (12/16)**, tied for the team lead with three receptions for a team-high 33 yards.
- **Against Washington (12/22)**, tied for the team lead with three receptions for 45 yards.
- **Against Indianapolis (12/30)**, led the team with five receptions and 48 receiving yards on Sunday Night Football.

Davis' Career Regular Season Statistics:

Year	Team	GP	GS	Rec	Yds	Avg	Lg	TD
2017	Ten	11	9	34	375	11.0	37	0
2018	Ten	16	16	65	891	13.7	51	4
Totals		27	25	99	1,266	12.8	51	4

Davis' Career Postseason Statistics:

Year	Team	GP	GS	Rec	Yds	Avg	Lg	TD
2017	Ten	2	2	9	98	10.9	17	2

Davis' NFL Regular Season Single-Game Highs:

Receptions - 9 vs. Philadelphia (9/30/18)

Receiving Yards - 161 vs. Philadelphia (9/30/18)

Long Reception - 51 vs. Philadelphia (9/30/18)

Receiving Touchdowns - 1 (Four times, last vs. N.Y. Jets, 12/2/18)



Davis' NFL Playoff Single-Game Highs:**Receptions** - 5 at New England (1/13/18)**Receiving Yards** - 63 at New England (1/13/18)**Long Reception** - 17 at New England (1/13/18)**Receiving Touchdowns** - 2 at New England (1/13/18)**CONVERTING THIRD DOWNS**

Corey Davis led the team in overall receiving in 2018, and he also became a favorite target on third down.

Twenty-three of his 65 catches came on third down, and of those plays, 20 resulted in first downs. His 20 receptions to convert third downs tied for the eighth-highest total in the NFL and were the most by a Titans player since tight end **Delanie Walker's** 21 such catches in 2015.

Most third-down conversions on receptions in 2018:

Player	3rd Down Receptions	Converted for 1st Down
1. Julio Jones	32	24
2. Tyler Boyd	24	22
Michael Thomas	30	22
DeAndre Hopkins	30	22
5. Adam Thielen	29	21
Travis Kelce	24	21
T.Y. Hilton	24	21
8. Corey Davis	23	20
Mike Evans	21	20
10. Davante Adams	27	19
Dede Westbrook	22	19

99 RECEPTIONS THROUGH 27 GAMES

Corey Davis totaled 99 receptions for 1,266 yards through his first two seasons, during which he played in 27 games. His totals for the first 27 games of his career are among the best in franchise history.

Since the 1970 season, only **Kendall Wright** (135) and **Ernest Givins** (114) had more receptions than Davis in their first 27 career games.

Most receptions for the Titans/Oilers in the first 27 games of a player's career, 1970-present:

Player	Receptions
1. Kendall Wright	135
2. Ernest Givins	114
3. Corey Davis	99
4. Chris Johnson	82
5. Kenny Britt	79
Ben Troupe	79
7. Kevin Dyson	68
8. Billy Johnson	65
9. Tajae Sharpe	63
10. Jamie Williams	62
Bo Scaife	62

AMONG FASTEST TO 1,000 REC YARDS

On Nov. 26, 2018 at Houston, Titans wide receiver **Corey Davis** hit the 1,000-yard career receiving mark in his 22nd NFL game.

Davis reached the 1,000-yard mark in fewer career games than all but two players for the franchise since 1970. In that time period, only **Ernest Givins** and **Chris Sanders** hit the mark in fewer games. Givins reached 1,000 receiving yards in his 14th career game in 1985, and Sanders took 21 games from 1995–1996 to reach the plateau. Davis tied **Kendall Wright**, who also hit 1,000 receiving yards in his 22nd game (2012–2013).

Titans/Oilers to reach 1,000 receiving yards in the fewest games at the beginning of a career, 1970–present:

Player	Season(s)	Games to 1,000 Rec Yards
1. Ernest Givins	1985	14
2. Chris Sanders	1995–1996	21
3. Corey Davis	2017–2018	22
Kendall Wright	2012–2013	22
5. Kenny Britt	2009–2010	23

#19 • WR TAJAÉ SHARPE[CLICK FOR COMPLETE BIO](#)

Wide receiver **Tajae Sharpe** (6-2, 194) completed his third NFL season in 2018. He was selected by the Titans in the fifth round (140th overall) of the 2016 NFL Draft.

Sharpe's 2018 totals included 26 receptions for 316 yards and two touchdowns. He played in all 16 games for the second time in his career and set a career high with 13 starts.

Sharpe's second NFL campaign came to an end before the regular season began. He was placed on injured reserve on Sept. 2 after suffering a foot injury in the preseason finale.

As a rookie, Sharpe played in all 16 games with 10 starts, the highest number of starts by a Titans rookie wide receiver since **Chris Sanders** started 11 games in 1995.

Sharpe totaled 41 receptions for 522 yards and a pair of touchdowns during his first season. In franchise history, only eight other rookies had more receptions, and Sharpe ranked seventh among the NFL's 2016 rookie class in receptions and receiving yards.

In four seasons at the University of Massachusetts (2012-15), Sharpe appeared in 47 career games with 43 starts and finished as the school's all-time leader with 277 receptions and 3,486 receiving yards. He caught at least one pass in every game he played. The two-time All-MAC first-team performer ended his collegiate career ranked third in Minuteman history with 16 touchdowns and sixth with 3,497 all-purpose yards.

As a senior in 2015, Sharpe's 111 catches led the nation. He recorded 1,319 receiving yards and five touchdown catches and was a Walter Camp All-American. During a game against Florida International (Oct. 3), he set a school record with 15 receptions.

Sharpe is a native of Piscataway, N.J.

2018 Highlights:

- **At Miami (9/9)**, started and recorded a 17-yard catch in his first appearance since the 2016 season finale.
- **Against Houston (9/16)**, recorded a key 14-yard reception to convert a third down during a scoring drive in the fourth quarter.
- **At Jacksonville (9/23)**, recorded a career-long 16-yard rushing attempt to spark a scoring drive in the third quarter.
- **Against Philadelphia (9/30)**, caught two passes for 27 yards, including an 11-yard touchdown in the fourth quarter.
- **At Buffalo (10/7)**, totaled three receptions for 30 yards.
- **Against Baltimore (10/14)**, led the team with 33 yards on two catches.
- **Against the Los Angeles Chargers in London (10/21)**, led the Titans with seven receptions and 101 receiving yards. He matched his career high for receptions and set a new high for receiving yardage. All seven of his receptions resulted in first downs. Five of them converted third downs, including receptions of 16, 18, 19, 16 and six yards.
- **At Indianapolis (11/18)**, caught five passes for 37 yards and one touchdown. In the fourth quarter, he made a leaping grab of a one-yard touchdown pass from Blaine Gabbert. His second touchdown of the season tied his career high from his 2016 rookie season.
- **Against the New York Jets (12/2)**, totaled three catches for 51 yards. During a third-quarter drive, he caught a 28-yard pass, and two plays later



he added a 20-yard reception.

➤ **At the New York Giants (12/16)**, recorded a six-yard reception.

Sharpe's Career Regular Season Statistics:

Year	GP	GS	Rec	Yds	Avg	Lg	TD
2016	16	10	41	522	12.7	34t	2
2017	0	0				Injured Reserve	
2017	16	13	26	316	12.2	28	2
Totals	32	23	67	838	12.5	34	4

Sharpe's Regular Season Single-Game Highs:

Receptions - 7 (Twice, last at L.A. Chargers, 10/21/18)

Receiving Yards - 101 at L.A. Chargers (10/21/18)

Long Reception - 33t vs. Green Bay (11/13/16)

Touchdowns - 1 (Four times, last at Indianapolis, 11/18/18)

FRANCHISE ROOKIE RECEIVING LEADERS

Tajae Sharpe finished his rookie season with 41 receptions. In franchise history, only eight other rookies have had more receptions.

Most receptions by a rookie in franchise history:

Player (Pos)	Year	Receptions
1. Bill Groman (WR)	1960	72
2. Kendall Wright (WR)	2012	64
3. Ernest Givins (WR)	1986	61
4. Sid Blanks (RB)	1964	56
5. Charlie Hennigan (WR)	1960	44
6. Chris Johnson (RB)	2008	43
7. Kenny Britt (WR)	2009	42
Jerry LeVias (WR)	1969	42
9. Tajae Sharpe (WR)	2016	41
10. Rodney Thomas (RB)	1995	39

#13 • WR TAYWAN TAYLOR

CLICK FOR COMPLETE BIO

Wide receiver **Taywan Taylor** (first name pronounced TAY-wahn) completed his second NFL season in 2018. He was selected by the Titans in the third round (72nd overall) of the 2017 NFL Draft.

Taylor's 2018 totals included career highs of 37 receptions and 466 receiving yards with one touchdown. He also set a career high with five starts in 13 total games.

As a rookie, Taylor played in all 16 games during the regular season (four starts), contributing 16 receptions for 231 yards and one touchdown. He added two catches for nine yards in two playoff contests.

At Western Kentucky, Taylor broke every major single-season and career receiving record and accounted for 34 touchdown receptions over his final two campaigns. His career totals included 253 receptions for 4,234 yards and 41 touchdowns in four seasons.

In 2016, Taylor produced the best single season of any receiver in Hilltopper history, setting team records with 98 catches (ranked fifth in the nation), 1,730 receiving yards (third) and 17 touchdowns (tied for third).

Taylor is a native of Louisville, Ky.



2018 Highlights:

- **Against Houston (9/16)**, took a short pass from Blaine Gabbert and raced 18 yards for a touchdown in the first quarter. His game totals included three receptions for 32 yards.
- **At Jacksonville (9/23)**, led the Titans offense with four receptions for 30 yards. His four receptions set a new career high.
- **Against Philadelphia (9/30)**, set new career highs with seven receptions and 77 receiving yards. He kept the game-winning drive in overtime going with a 19-yard catch on fourth-and-15.
- **At Buffalo (10/7)**, totaled 30 yards on three receptions.
- **Against Baltimore (10/14)**, caught one pass for 13 yards.
- **Against the Los Angeles Chargers in London (10/21)**, posted an eight-yard reception.
- **At Dallas (11/5)**, recorded a pair of catches for 24 yards (long of 16) before leaving the game with a foot injury in the third quarter.
- **Against New England (11/11)**, at Indianapolis (11/18) and at Houston



(11/26), he was inactive with a foot injury.

➤ **Against the New York Jets (12/2)**, he notched his first career 100-yard game. He led the Titans with 104 receiving yards and tied for the team lead with three catches. In the fourth quarter, he caught a 44-yard pass, and on the next drive, he added a career-long 55-yard reception, topping his previous long of a 53-yard touchdown against Indianapolis on Oct. 6, 2017. His previous high for receiving yards in a game was 77 yards against Philadelphia on Sept. 30, 2018.

➤ **Against Jacksonville (12/6)**, led the Titans with six receptions and 59 receiving yards on Thursday Night Football.

➤ **At the New York Giants (12/16)**, caught two passes for 17 yards.

➤ **Against Washington (12/22)**, tied for the team lead with three receptions for a team-high 64 yards. He sparked the game-winning drive in the fourth quarter with a 35-yard catch.

➤ **Against Indianapolis (12/30)**, posted two receptions for eight yards.

Taylor's Career Regular Season Statistics:

Year	Team	GP	GS	Rec	Yds	Avg	Lg	TD
2017	Ten	16	4	16	231	14.4	53t	1
2018	Ten	13	5	37	466	12.6	55	1
Totals		29	9	53	697	13.2	55	2

Taylor's Career Postseason Statistics:

Year	Team	GP	GS	Rec	Yds	Avg	Lg	TD
2017	Ten	2	0	2	9	4.5	5	0

Taylor's NFL Regular Season Single-Game Highs:

Receptions - 7 vs. Philadelphia (9/30/18)

Receiving Yards - 104 vs. N.Y. Jets (12/2/18)

Long Reception - 55 vs. N.Y. Jets (12/2/18)

Touchdowns - 1 (Twice, last vs. Houston 9/16/18)

Taylor's NFL Playoff Single-Game Highs:

Receptions - 1 (Twice, last at New England, 1/13/18)

Receiving Yards - 5 at New England (1/13/18)

Long Reception - 5 at New England (1/13/18)

MORE TITANS WIDE RECEIVERS

17 - WR CAMERON BATSON (5-8, 175, Rookie, Texas Tech)

➤ Wide receiver **Cameron Batson** was signed by the Titans as a rookie free agent on May 11, 2018.

➤ He spent the first two games of his rookie season on the 53-man roster but did not play. He spent the next three weeks on the practice squad before being re-added to the 53-man roster on Oct. 10.

➤ He totaled eight receptions for 82 yards, three punt returns for four yards and one carry for one yard as a rookie in 2018.

➤ Batson appeared in 50 games over four seasons at Texas Tech, totaling 157 receptions for 1,499 yards and 14 touchdowns. He also returned 22 kicks for 417 yards and returned 65 punts for 394 yards.

➤ As a senior in 2017, he saw action in all 13 games (nine starts) and set a single-season career-high with 924 all-purpose yards. He caught 59 passes for 487 yards and five touchdowns, returned 14 kicks for 308 yards, and returned 17 punts for 91 yards.

➤ He is a native of Oklahoma City, Okla.

2018 Highlights:

- **Against Baltimore (10/14)**, made his NFL debut on special teams and fielded one punt for no yards.
- **Against the Los Angeles Chargers in London (10/21)**, recorded his first NFL reception for zero yards.
- **At Dallas (11/5)**, posted two receptions for 21 yards on Monday Night Football.
- **Against New England (11/11)**, caught two passes for 36 yards, including a 26-yard grab to convert a third down during a third-quarter scoring drive.
- **At Indianapolis (11/18)**, recorded his first NFL start in the offense's three-receiver set. He contributed one reception for five yards and one rushing attempt for one yard.
- **At Houston (11/26)**, caught a 13-yard pass on Monday Night Football.
- **Against Jacksonville (12/6)**, returned two punts for four yards.

15 - WR DARIUS JENNINGS (5-10, 180, 2nd Year, Virginia)

- Wide receiver **Darius Jennings** was re-signed by the Titans in 2018 after spending part of the 2017 campaign with the club.
- In 2018, Jennings appeared in all 16 games for the first time in his career. He led the NFL and set a franchise record with a 31.7-yard kickoff return average, totaling 698 yards on 22 attempts with one touchdown. The previous franchise record was set in 1960 by Ken Hall with a 31.3-yard average (19 for 594 yards). Jennings' 31.7-yard average led the NFL in 2018 and tied for the eighth-best average in the NFL among qualifiers (1.25 attempts per team game) since 1960. He also contributed 11 receptions for 101 yards.
- He was first signed to the Titans during the 2017 offseason and started the season on the practice squad. On Sept. 23, 2017, he was promoted to the 53-man roster, where he spent eight games. In those eight weeks, he was inactive six times and did not play in two other contests.
- Jennings arrived in Tennessee with four NFL games of NFL experience, including one start. He originally signed as a rookie free agent with the Cleveland Browns in 2015 and as a rookie totaled 14 receptions for 117 yards and seven kickoff returns for 158 return yards. He also has spent time on the practice squads of the Browns, Chicago Bears and New York Jets.
- In 2016, he spent time with the Cleveland Browns, Chicago Bears and New York Jets practice squads.
- The Baltimore, Md., native appeared in 49 games with 28 starts during his four-year career at the University of Virginia. At the completion of his career, he ranked No. 1 all-time in Virginia history with 1,839 career kick return yards, No. 5 with 133 career receptions, No. 9 in program history with 1,667 career receiving yards and No. 11 with 3,719 career all-purpose yards.

2018 Highlights:

- **At Miami (9/9)**, handled kickoff return duties for the first time with the Titans. In the first quarter, his first return went for 27 yards to Tennessee's 35-yard line, which set up a drive for a field goal. In the fourth quarter, he returned a kickoff 94 yards for his first NFL touchdown. It was the first kickoff return touchdown for the Titans since Darius Reynaud scored on a 105-yard return against the Detroit Lions on Sept. 23, 2012.
- **At Buffalo (10/7)**, returned a kickoff 33 yards and added a six-yard catch.
- **Against the Los Angeles Chargers in London (10/21)**, matched his career high with five kickoff returns, and he set a new career high with 156 kickoff return yards, averaging 31.2 yards per return. His 156 kickoff return yards made up the highest total by a Titans player since Leon Washington's 209 yards at the Denver Broncos on Dec. 8, 2013.
- **At Dallas (11/5)**, set a new career long on a 36-yard reception that helped set up a touchdown in the second quarter on Monday Night Football.
- **Against New England (11/11)**, took the opening kickoff and raced 58 yards to help set up a touchdown. It was the second-longest return of his career. He finished the contest with two kickoff returns for 78 yards, and he also completed a 21-yard pass to quarterback Marcus Mariota that resulted in a critical first down during the fourth quarter.
- **Against the N.Y. Jets (12/2)**, returned a kickoff 35 yards.
- **Against Jacksonville (12/6)**, returned a kickoff 29 yards.
- **At the New York Giants (12/16)**, returned a kickoff 27 yards and collected two special teams tackles.
- **Against Washington (12/22)**, tied for the team lead with three receptions for 29 yards and added a 31-yard kickoff return.
- **Against Indianapolis (12/30)**, caught three passes for 17 yards and totaled 89 yards on four kickoff returns, including a 32-yarder. He finished the season with a 31.7-yard kickoff return average to break Ken Hall's franchise record (31.3-yard average in 1960). Jennings' 31.7-yard average led the NFL in 2018 and tied for the eighth-best average in the NFL among qualifiers (1.25 attempts per team game) since 1960.



OFFENSIVE LINEMEN

TACKLES

No.	Name	Ht	Wt	Exp	College
78	Conklin, Jack (IR)	6-6	308	3	Michigan State
71	Kelly, Dennis	6-8	321	7	Purdue
77	Lewan, Taylor	6-7	309	5	Michigan
69	Marz, Tyler	6-7	316	2	Wisconsin
68	Pasztor, Austin	6-7	305	6	Virginia

GUARDS


No.	Name	Ht	Wt	Exp	College
64	Kline, Josh	6-3	300	6	Kent State
66	Pamphile, Kevin (IR)	6-5	315	5	Purdue
67	Spain, Quinton	6-4	330	4	West Virginia
61	Stinnie, Aaron	6-3	312	R	James Madison

CENTERS

No.	Name	Ht	Wt	Exp	College
60	Jones, Ben	6-3	308	7	Georgia
62	Levin, Corey	6-4	307	2	Chattanooga

#78 • T JACK CONKLIN

[CLICK FOR COMPLETE BIO](#)



Jack Conklin completed his third NFL season in 2018. The 6-foot-6, 308-pound tackle was selected by the Titans with the eighth pick in the first round of the NFL Draft.

Conklin's 2018 season came to an end with three games remaining due to a knee injury he suffered against the Jacksonville Jaguars on Dec. 6. Prior to going on injured reserve, he played and started in nine games on the season, all at right tackle.

Conklin started every game at right tackle in his first two seasons, including all 16 games in the 2017 regular season and both postseason games. However, he suffered a torn ACL during the second and final play-off contest at New England. The injury led him to spend all of training camp and preseason in 2018 on the physically unable to perform list.

As a rookie, Conklin became the team's first player to start all 16 games at left or right tackle as a rookie since **Michael Roos** in 2005. He was a key cog in a line that helped the Titans finish 11th overall in offense, third in rushing and tied for seventh in fewest sacks allowed.

Conklin was named an alternate for the Pro Bowl and was named first-team Associated Press All-Pro. He became the first Titans player to receive first-team All-Pro honors since running back **Chris Johnson** in 2009 and the first Titans rookie to receive the honor since defensive end **Jevon Ke-**



arise in 1999. Conklin joined Dallas guard **Zack Martin** (2014) as the only rookie offensive linemen since the AFL-NFL merger to be named first-team AP All-Pro.

Conklin became the first draft pick by new general manager **Jon Robinson**. The Titans, who initially had the first pick in the draft but traded with the Los Angeles Rams back to the 15th spot, made a deal with the Cleveland Browns to jump up to the eighth spot to select Conklin. The Titans gave up a third-round pick and a second-rounder in 2017 in the trade and also got back a sixth-rounder.

The Michigan State product was a walk-on for the Spartans but went on to become the first Michigan State offensive lineman to be selected in the first round since 1989 (**Tony Mandarich**) and also the highest drafted Spartan since wide receiver **Charles Rogers** (No. 2) in 2003.

A native of Plainwell, Mich., Conklin was a three-year starter at left tackle for the Spartans. He started 38 of his 39 career games (35 at left tackle, three at right tackle) and recorded more than 235 career knock-downs. Three of his career starts at left tackle came in bowl games (2014 Rose, 2015 Cotton, 2016 College Football Playoff Semifinal at Cotton Bowl).

In his final season on campus, Conklin was named second-team All-American by The Associated Press and was on numerous All-Big Ten teams.

Conklin's Career Regular Season Games Played/Games Started:

Year	Team	GP	GS	Starts by Position
2016	Ten	16	16	RT-16
2017	Ten	16	16	RT-16
2018	Ten	9	9	RT-9
NFL Totals		41	41	RT-41

Conklin's Career Postseason Games Played/Games Started:

Year	Team	GP	GS	Starts by Position
2017	Ten	2	2	RT-2

32 STARTS IN TWO SEASONS

Right tackle **Jack Conklin** recorded 16 starts in his second season. In doing so, he joined a total of four other former Titans and two offensive linemen in a rare feat.

Since the team became the Titans in 1999, Conklin is in a group of five players who have started all 32 games from the time they were drafted through the end of their second seasons. He joined defensive end **Jevon Kearse** (1999–2000), safety **Tank Williams** (2002–2003), offensive tackle **Michael Roos** (2005–2006) and guard **Chance Warmack** (2013–2014).

Players who have started all 32 games in their first two NFL seasons during the "Titans era" (1999–present):

Player	Position	Seasons
Jack Conklin	Right Tackle	2016–2017
Chance Warmack	Right Guard	2013–2014
Michael Roos	Right Tackle/Left Tackle	2005–2006
Tank Williams	Safety	2002–2003
Jevon Kearse	Defensive End	1999–2000

#60 • C BEN JONES

[CLICK FOR COMPLETE BIO](#)

Center **Ben Jones** (6-3, 308) completed his seventh NFL season and his third season with the Titans in 2018. He was signed as an unrestricted free agent on March 10, 2016.

Jones started all 16 games at center in 2018, registering a start in every contest for the fifth consecutive season, dating back to his third year in Houston (2014).

In his first year in Tennessee, Jones played a key role in an offensive turnaround. The veteran was a key cog in a line that helped the Titans finish 11th overall in offense, third in rushing and tied for seventh in fewest sacks allowed.

Jones was originally selected by the Houston Texans in the fourth round (99th overall) of the 2012 NFL Draft. Over the following four seasons, he started contests at center and both guard spots. He was a starter on two playoff teams in Houston (2012 and 2015).

In 2015, Jones started every game at center, extending his streak of



consecutive regular season games played to 64, which was the second-longest active streak among NFL centers at the conclusion of the season.

A native of Centreville, Ala., Jones attended the University of Georgia, where his 49 total starts ranked third in school annals. He was a two-time All-SEC selection by the league's coaches and was named to Georgia's Team of the Decade. As a senior (2011), the team captain earned All-SEC first-team honors.

Jones' Career Regular Season Games Played/Games Started:

Year	Team	GP	GS	Starts by Position
2012	Hou	16	10	RG-10
2013	Hou	16	1	RG-1
2014	Hou	16	16	LG-16
2015	Hou	16	16	C-16
2016	Ten	16	16	C-16
2017	Ten	16	16	C-16
2018	Ten	16	16	C-16
NFL Totals		112	91	C-64, LG-16, RG-11

Jones' Career Postseason Games Played/Games Started:

Year	Team	GP	GS	Starts by Position
2012	Hou	2	2	RG-2
2015	Hou	1	1	C-1
2017	Ten	2	2	C-2
NFL Totals		5	5	C-3, RG-2

CURRENT IRONMEN AT CENTER

Among NFL offensive linemen presently listed as centers, **Ben Jones** ranks first in the NFL in consecutive games started.

The streaks listed below are for consecutive games started by players who currently reside at center, even if some games were started at a position other than center.

Longest active consecutive starting streaks among current centers*:

Player	Current Team	Consecutive Games Started
1. Ben Jones	Tennessee	80
2. Jason Kelce	Philadelphia	73
3. Alex Mack	Atlanta	64
5. Rodney Hudson	Oakland	52
6. Graham Glasgow	Detroit	43

* Includes players who are currently listed as centers; streaks include games started at other positions

CONSECUTIVE GAMES BY O-LINEMEN

Titans center **Ben Jones** appeared in his 100th career game and 100th consecutive game against Philadelphia on Sept. 30, 2018.

Among all active NFL offensive linemen, only Kansas City right tackle **Mitchell Schwartz** has a current games played streak as long as Jones' streak.

Longest active consecutive games streaks among NFL offensive linemen:

Offensive Lineman	Current Team	Consecutive Games Played
1. Ben Jones	Tennessee	112
Mitchell Schwartz	Kansas City	112
3. Eric Fisher	Kansas City	85
4. Jake Matthews	Atlanta	78
5. Jason Kelce	Philadelphia	73
6. (several tied)		64

#71 • G/T DENNIS KELLY

[CLICK FOR COMPLETE BIO](#)


Dennis Kelly (6-8, 321) completed his seventh NFL season and his third campaign with the Titans in 2018. He was acquired in a trade with the Philadelphia Eagles on Aug. 16, 2016. In exchange for Kelly, the Titans dealt wide receiver Dorial Green-Beckham to the Eagles.

Kelly played in 11 games in 2018 with five starts at right tackle. It was the third-highest start total of his career.

Kelly played in all 16 games in both 2016 and 2017. During that time he had a regular role in the team's "heavy" personnel package and earned six total starts—six in 2016 and one in 2017. He helped the Titans rush for an average of 136.7 yards per game in 2016, which ranked third in the NFL.

Kelly entered the NFL as a fifth-round selection by the Eagles in the 2012 NFL Draft. In four seasons with the Eagles, he recorded 15 starts and 30 games played. He recorded nine starts with the Eagles at right tackle, four starts at right guard and two starts at left guard.

A native of Chicago Heights, Ill., Kelly was a team captain and a two-time offensive MVP at Purdue. He started his final three seasons at left tackle for the Boilermakers.

**Kelly's Career Regular Season Games Played/Games Started:**

Year	Team	GP	GS	Starts by Position
2012	Phi	13	10	RG-3, RT-7
2013	Phi	0	0	
2014	Phi	3	3	LG-2, RG-1
2015	Phi	14	2	RT-2
2016	Ten	16	6	TE-6
2017	Ten	16	1	TE-1
2018	Ten	11	5	RT-5
NFL Totals		73	27	RG-4, RT-14, LG-2, TE-7

Kelly's Career Postseason Games Played/Games Started:

Year	Team	GP	GS	Starts by Position
2017	Ten	2	0	

#64 • G JOSH KLINE

[CLICK FOR COMPLETE BIO](#)

Guard Josh Kline (6-3, 300) completed his sixth NFL season and his third campaign with the Titans in 2018. He was acquired off waivers from the New England Patriots on Sept. 8, 2016.


In 2018, Kline started all 16 games at right guard for the second consecutive season, establishing a starting streak of 46 total games from 2016–2018.

In 2016, Kline moved into Tennessee's starting lineup in Week 3 after **Chance Warmack** was placed on injured reserve with a finger injury. He never left the lineup for the remainder of the season, setting a then-career high in the process with 14 starts.

Kline spent the first three seasons of his NFL career in New England and won a Super Bowl as a member of their 2014 club. With the Patriots, he recorded 18 regular season starts and three postseason starts. He started games at both right (10) and left guard (11).

In 2015, he set career highs by playing in 14 games and recording 13 starts (seven at right guard and two at left guard). He also started twice at left guard in the 2015 playoffs.

Kline entered the NFL as an undrafted college free agent in 2013 following a four-year playing career at Kent State. He played right guard and right tackle during his stay there.

**Kline's Career Regular Season Games Played/Games Started:**

Year	Team	GP	GS	Starts by Position
2013	NE	7	1	LG-1
2014	NE	12	4	LG-2, RG-2
2015	NE	14	13	LG-6, RG-7
2016	Ten	14	14	RG-14
2017	Ten	16	16	RG-16
2018	Ten	16	16	RG-16
NFL Totals		79	64	LG-9, RG-55

Kline's Career Postseason Games Played/Games Started:

Year	Team	GP	GS	Starts by Position
2013	NE	0	0	
2014	NE	2	1	RG-1
2015	NE	2	2	LG-2
2017	Ten	2	2	RG-2
NFL Totals		6	5	LG-2, RG-3

#77 • T TAYLOR LEWAN

[CLICK FOR COMPLETE BIO](#)

Tackle Taylor Lewan (6-7, 309) completed his fifth NFL season in 2018. He was selected by the Titans with the 11th overall pick of the 2014 NFL Draft and received a multi-year contract extension in 2018.

Lewan was named to the Pro Bowl for the third consecutive season in 2018. He played and started in 15 of the team's 16 games at left tackle, marking his fourth consecutive season with at least 15 starts.

In 2017, Lewan became the team's first offensive lineman to make multiple Pro Bowls since center **Kevin Mawae** from 2008–2009. Lewan started all 16 games for the second consecutive season in 2017 and added starts in both post-season contests.

In 2016, Lewan started all 16 games for the first time. The left tackle was the anchor a line that helped the Titans finish 11th overall in offense, third in rushing and tied for seventh in fewest sacks allowed.

In 2015, Lewan started the first 15 games of the season at left tackle before missing the finale with a concussion.

As a rookie in 2014, Lewan played in 11 games with six starts before suffering an ankle injury. He played as a reserve for the first five games and then started in six consecutive contests before the injury caused him to be inactive the final five weeks. For his efforts, Lewan was named to the Pro Football Writers of America All-Rookie Team.

In four seasons at Michigan, Lewan appeared in 50 games with 48 starts at left tackle. He started the final 41 games of his career and was named the Big Ten Conference Offensive Lineman of the Year in 2012 and 2013. As a senior in 2013, he started all 13 games at left tackle for the third consecutive season and was named second-team *Associated Press* All-American.

At the 2014 NFL Scouting Combine, he ran the 40-yard dash in 4.87



PRO BOWL



seconds, beating all other offensive linemen in his class and clocking the fourth-fastest time among offensive linemen in the last five years (2010-14). He also ranked among the top offensive linemen at the 2014 combine in the broad jump (first at nine feet, nine inches), vertical jump (tied for third at 30.5 inches) and three-cone drill (fourth at 7.39 seconds).

A native of Cave Creek, Ariz., Lewan became the first offensive tackle selected by the Titans/Oilers in the first round since tackle Brad Hopkins (13th overall) in 1993.

Lewan's Career Regular Season Games Played/Games Started:

Year	Team	GP	GS	Starts by Position
2014	Ten	11	6	LT-6
2015	Ten	15	15	LT-15
2016	Ten	16	16	LT-16
2017	Ten	16	16	LT-16
2018	Ten	15	15	LT-15
NFL Totals		73	68	LT-68

Lewan's 2017/Career Postseason Games Played/Games Started:

Year	Team	GP	GS	Starts by Position
2017	Ten	2	2	LT-2

#67 • G QUINTON SPAIN

[CLICK FOR COMPLETE BIO](#)

Guard **Quinton Spain** (6-4, 330) completed his fourth NFL season in 2018. He was signed by the Titans as an undrafted free agent on May 11, 2015.

Spain, who has been the team's primary starter at left guard since the second half of his rookie campaign, set career highs in 2018 with 15 games and 15 starts. He increased his career totals to 50 games and 48 starts.

In 2017, Spain appeared in 14 games for the second consecutive season and set a then-personal best with 14 starts. He added starts in both postseason contests.

Spain appeared in 14 games with 13 starts at left guard in 2016. His physical style helped the Titans average 136.7 rushing yards per game, which ranked third in the NFL. Spain also helped the Titans tie for seventh in the NFL in fewest sacks allowed.

After winning a roster spot as a rookie in 2015, Spain appeared in seven games, including starts in each of the final six games at left guard.

Spain played in 50 career games with 38 starts at West Virginia and was a two-time All-Big 12 team honoree. As a senior (2014), he started 12 games at left guard and was named All-Big 12 first team by ESPN.com, All-Big 12 second team by Associated Press and All-Big 12 honorable mention by the coaches.

Spain is a native of Petersburg, Va.



Spain's Career Regular Season Games Played/Games Started:

Year	Team	GP	GS	Starts by Position
2015	Ten	7	6	LG-6
2016	Ten	14	13	LG-13
2017	Ten	14	14	LG-14
2018	Ten	15	15	LG-15
NFL Totals		50	48	LG-48

Spain's Career Postseason Games Played/Games Started:

Year	Team	GP	GS	Starts by Position
2017	Ten	2	2	LG-2

MORE TITANS OFFENSIVE LINEMEN

62 - G/C COREY LEVIN (6-4, 307, 2nd Year, Chattanooga)

➤ **Corey Levin** was selected by the Titans in the sixth round (217th overall) of the 2017 NFL Draft.

➤ In 2018, he appeared in all 16 games with one start (Oct. 21 vs. the Chargers in London).

➤ As a rookie in 2017, Levin spent the entire season on the 53-man roster but did not see game action. He was inactive 14 times and did not play in two other contests.

➤ The 6-foot-4 inch, 307-pounder appeared in 52 career games with 51 starts at Chattanooga, 45 of which were consecutive.

➤ A native of Dacula, Ga., he developed versatility over his four-year

collegiate career, making starts at left guard, and both left and right tackle.

69 - T TYLER MARZ (6-7, 316, 2nd Year, Wisconsin)

➤ **Tyler Marz** (pronounced MARE-its) was promoted from the practice squad on Sept. 15, 2018 and recorded his first career game and start at right tackle the following day.

➤ In 2018, he appeared in six games, including his first career start (Sept. 16 against Houston).

➤ Marz was originally signed by the Titans as a rookie free agent following the 2016 NFL Draft and spent his entire rookie season on the practice squad.

➤ In 2017, Marz began the season on the Titans practice squad. He was signed to the Los Angeles Chargers' active roster, where he spent Weeks 3-8, but he did not see field action before being waived and re-signed to the Titans practice squad for the remainder of the season.

➤ The Springfield, Minn., native appeared in 51 games with 40 consecutive starts at left tackle for Wisconsin.

66 - G/T KEVIN PAMPHILE (6-5, 315, 5th Year, Purdue)

➤ **Kevin Pamphile** was signed by the Titans as an unrestricted free agent on March 29, 2018.

➤ Pamphile was placed on injured reserve on Sept. 25, 2018, three games into his first campaign in Tennessee. He appeared in all three games, starting against Houston (Sept. 16) at left tackle and at Jacksonville (Sept. 23) at right tackle.

➤ Pamphile was originally selected by the Tampa Bay Buccaneers in the fifth round (149th overall) of the 2014 NFL Draft. He spent four seasons with the Buccaneers (2014-17), appearing in 53 games with 33 starts. He started contests at guard, tackle and as an extra tight end.

➤ In his last two seasons in Tampa Bay (2016-17), Pamphile appeared in 30 games with 29 starts. He started 28 games at left guard and one contest at right tackle.

➤ In 2017, Pamphile played in all 16 games with a career-high 15 starts at left guard and was a part of a line that helped block for an offensive unit that produced 5,816 total yards, the third-most for a single season in team history.

➤ Pamphile played in 35 games at Purdue from 2009-2013, with 21 starts on the offensive line. As a senior in 2013, he started all 12 games at left tackle for the Boilermakers.

68 - T AUSTIN PASZTOR (6-7, 305, 6th Year, Virginia)

➤ **Austin Pasztor** was signed by the Titans as a free agent on Dec. 11, 2018.

➤ He played in two games with the Titans as a reserve in 2018.

➤ He entered the NFL as an undrafted college free agent with the Minnesota Vikings in 2012 and also spent time with Jacksonville (2012-14), Cleveland (2015-16) and Atlanta (2016). He has registered time at both guard spots and right tackle during his time in the NFL.

➤ Prior to his arrival in Tennessee, he appeared in 65 career games with 43 starts.

➤ In 2017, he saw action as a reserve in seven games with the Falcons.

➤ In 2013, he achieved a career high with 12 starts at right tackle with the Jaguars.

➤ A native of Tillonsburg, Ontario, Pasztor was a four-year starter at the University of Virginia, where he earned second-team All-America honors as a senior.

61 - G AARON STINNIE (6-3, 312, Rookie, James Madison)

➤ **Aaron Stinnie** was signed by the Titans as an undrafted free agent on May 11, 2018.

➤ He played in one game with the Titans as a reserve in 2018.

➤ Stinnie appeared in 54 games with 42 starts over four seasons at James Madison. He started 42 consecutive games from 2015-2017.

➤ As a senior in 2017, he started all 15 games at left tackle and was named team captain. He earned Associated Press first-team All-America honors.

➤ Stinnie is a native of Charlottesville, Va.



DEFENSIVE LINEMEN

No.	Name	Ht	Wt	Exp	College
99	Casey, Jurrell (IR)	6-1	305	8	Southern California
92	Dickerson, Matt	6-5	292	R	UCLA
94	Johnson, Austin	6-4	314	3	Penn State
90	Jones, DaQuan	6-4	322	5	Penn State
97	Kilgo, Darius	6-3	320	3	Maryland
96	Logan, Bennie	6-2	315	6	Louisiana State

#99 • DT JURRELL CASEY

[CLICK FOR COMPLETE BIO](#)

Defensive lineman **Jurrell Casey** (6-1, 305) completed his eighth NFL season in 2018. He was selected by the Titans in the third round (77th overall) of the 2011 NFL Draft.

A five-time defensive captain and a two-time Titans nominee for the Walter Payton NFL Man of the Year Award, Casey was named to his fourth consecutive Pro Bowl at the conclusion of the 2018 season. However, his season was cut short due to a knee injury he suffered on Dec. 22 against Washington.

Prior to the injury, he started 15 games and totaled 72 tackles, seven sacks, seven tackles for loss, a career-high 50 quarterback pressures, two forced fumbles and one fumble recovery. It marked the third time in his career he totaled at least seven sacks.

Casey finished his 2018 campaign in eighth place in franchise history with 46 career sacks. His total ranked second among all defenders in the "Titans era" behind only **Jevon Kearse's** 52 sacks.

In 2017, Casey started all 16 games and set a career high with 35 quarterback pressures, which ranked second on the team. His six sacks also ranked second on the squad, as he reached the mark for the third time in his career.

With six sacks in 2017, Casey became the first player for the team since **Ray Childress** (1986–1994) to register five or more consecutive seasons with at least five sacks.

In 2016, Casey started 15 games and set a then-career high with 29 quarterback pressures in addition to 51 tackles, five sacks, three tackles for loss and five passes defended. He became the first player for the team in the "Titans era" (1999–present) to register four consecutive seasons with at least five sacks.

In 2015, he started all 16 games for the second consecutive season and for the third time in his career. He led the team's defensive linemen with 86 tackles and tied **Brian Orakpo** for the team lead with seven sacks, the second-best total in Casey's career. Casey also set a then-career high and finished second on the team behind Orakpo with 28 quarterback pressures. He was named to the Pro Bowl for the first time in his career.

Casey was named one of five permanent team captains by his teammates for the first time in 2014. While remaining a key cog in the defense's switch from a 4-3 to a 3-4 scheme, he started all 16 games and led the team's defensive linemen (fourth on the team) with 86 tackles. His 27 quarterback pressures and 13 tackles for loss tied for the team lead and set new career highs. With five sacks, he ranked second on the squad.

In 2013, Casey was named *Associated Press* second-team All-Pro after putting together one of the best seasons by a defensive tackle in franchise history. His 10.5 sacks set a career high and made up the second-highest total by a franchise defensive tackle since sacks became an official statistic in 1982, finishing behind only **Ray Childress'** 13 sacks in 1992. In 2013, only **Jason Hatcher** of the Dallas Cowboys (11) finished with more sacks than Casey among defensive tackles.

Casey started 31 out of 32 games in his first two seasons, and in each campaign he led the team's defensive linemen in tackles. As a rookie, he notched 74 tackles and 2.5 sacks, and he followed with 80 tackles and three sacks in 2012.



A native of Long Beach, Calif., Casey played in 38 games (26 starts) on the defensive line (24 at right defensive tackle and two at nose tackle) at the University of Southern California. He recorded 138 tackles, nine sacks, 22 tackles for loss, three quarterback pressures, four fumble recoveries, three forced fumbles, an interception and three passes defended.

In his final season with the Trojans (2010), he started all 13 games for the second consecutive season and had 67 tackles, a team-best 11 tackles for loss, a team-leading 4.5 sacks, one interception, one fumble recovery and two passes defended. He was named first-team All-Pac 10.

2018 Highlights:

- **At Miami (9/9)**, posted six tackles, two tackles for loss and two quarterback pressures.
- **Against Houston (9/16)**, totaled six tackles, two sacks, four quarterback pressures and one forced fumble. On the first possession of the game, he ended a Texans drive with a two-yard sack of Deshaun Watson. On the play, Casey became the 10th player in franchise history to reach 40 career sacks. In the third quarter, Casey stripped the ball from Watson for a sack and his sixth career forced fumble (recovered by the Texans). It marked Casey's ninth career game with two sacks.
- **At Jacksonville (9/23)**, totaled six tackles, one sack, two quarterback pressures and one forced fumble. With less than four minutes remaining in the fourth quarter, he sacked Blake Bortles for a four-yard loss. He also forced a fumble on the play, but the ball was recovered by the Jaguars. He registered his second consecutive game with at least one sack. It marked the fifth time in his career he recorded two or more consecutive games in the same season with at least one sack.
- **Against Philadelphia (9/30)**, registered four tackles, a team-best five quarterback pressures and one tackle for loss.
- **At Buffalo (10/7)**, posted five tackles, two quarterback pressures and two tackles for loss.
- **Against Baltimore (10/14)**, totaled seven tackles and a team-high four quarterback pressures.
- **Against the Los Angeles Chargers in London (10/21)**, registered four tackles, a half sack and three quarterback pressures. In the third quarter, he and outside linebacker Kamalei Correa combined to bring quarterback Philip Rivers down for an eight-yard sack.
- **At Dallas (11/5)**, set a career high with eight quarterback pressures on Monday Night Football, eclipsing his previous high of six quarterback pressures (against Jacksonville on Oct. 27, 2016). He added two tackles.
- **Against New England (11/11)**, notched four tackles, three quarterback pressures and one tackle for loss.
- **At Indianapolis (11/18)**, registered three tackles, one quarterback pressure and one tackle for loss.
- **At Houston (11/26)**, tallied six tackles, one sack and a team-high four quarterback pressures on Monday Night Football. In the fourth quarter, he sacked Deshaun Watson for a 10-yard loss.
- **Against the New York Jets (12/2)**, posted four tackles, one sack and one quarterback pressure. In the third quarter, he recorded a three-yard sack of Josh McCown, notching a sack for the second consecutive game. Casey secured his sixth consecutive season with at least five sacks. Since individual sacks became an official NFL statistic in 1982, only three other franchise players ever had five sacks in six consecutive seasons—and no others in the "Titans era" (1999–present). The list is headed by former Oilers defensive lineman Ray Childress, who tallied at least five sacks for



nine straight seasons from 1986–1994, followed by defensive linemen William Fuller (six seasons from 1988–1993), Sean Jones (six seasons from 1988–1993) and Casey (2013–2018).

➤ **On Dec. 6, he was named the Titans Walter Payton Community Man of the Year for the second time in his career (2016)**

➤ **Against Jacksonville (12/6)**, tallied eight tackles, 1.5 sacks and four quarterback pressures on Thursday Night Football. In the second quarter, he sacked Cody Kessler for a 12-yard loss. Then, in the third quarter, he combined with outside linebacker Sharif Finch for an 11-yard sack, and on the play, Finch was credited with a forced fumble and recovery. Casey recorded his third consecutive game with at least one sack, achieving the feat for the second time in his career (2013). His seven sacks in 2018 matched the second-highest season total of his career (10.5 in 2013 and seven in 2015).

➤ **At the New York Giants (12/16)**, contributed three tackles, five quarterback pressures and one fumble recovery. In the third quarter, he recovered a fumble by Eli Manning, registering his third career fumble recovery. The Titans scored a touchdown on the ensuing possession.

➤ **Against Washington (12/22)**, totaled four tackles and two quarterback pressures before leaving the game late in the fourth quarter with a knee injury.

➤ He was placed on injured reserve on Dec. 24.

Casey's Career Regular Season Statistics:

Year	GP	GS	Tackle	Sack	TFL	QBP	Int	PD	FF	FR
2011	16	15	74	2.5	5	9	0	1	1	1
2012	16	16	80	3.0	6	3	0	0	2	0
2013	15	14	90	10.5	3	10	0	3	1	1
2014	16	16	86	5.0	13	27	0	1	0	0
2015	16	16	86	7.0	11	28	0	5	0	0
2016	15	15	51	5.0	3	29	0	5	0	0
2017	16	16	72	6.0	7	35	0	1	1	0
2018	15	15	72	7.0	7	50	0	0	2	1
Totals	125	123	611	46.0	55	191	0	16	7	3

Casey's Career Postseason Statistics:

Year	GP	GS	Tackle	Sack	TFL	QBP	Int	PD	FF	FR
2017	2	2	14	0.0	0	9	0	1	0	0

Casey's Regular Season Single-Game Highs:

Tackles - 10 (Twice, last vs. Arizona, 12/15/13)

Sacks - 2 (Nine times, last vs. Houston, 9/16/18)

Tackles for Loss - 3 (Three times, last at San Francisco, 12/17/17)

Forced Fumble - 1 (Seven times, last at Jacksonville, 9/23/18)

Fumble Recovery - 1 (Three times, last at N.Y. Giants, 12/16/18)

Quarterback Pressures - 8 at Dallas (11/5/18)

Passes Defensed - 3 vs. Atlanta (10/25/15)

Casey's Playoff Single-Game Highs:

Tackles - 8 at Kansas City (1/6/18)

Quarterback Pressures - 5 at New England (1/13/18)

Passes Defensed - 1 at Kansas City (1/6/18)

FRANCHISE SACK LEADERS

Jurrell Casey ranks among the franchise's all-time leaders in career sacks. He passed former linebacker **Ted Washington** (45.0) on Dec. 6, 2018 for eighth place in franchise annals.

Most career sacks, franchise history:

Player	Position	Seasons	Sacks*
1. Elvin Bethea	DE	1968–83	105.0
2. Ray Childress	DT	1985–95	75.5
3. Jesse Baker	DE	1979–87	66.0
4. William Fuller	DE	1986–93	59.0
5. Sean Jones	DE	1988–93	57.5
6. Jevon Kearse	DE	1999–03, 2008–09	52.0
7. Robert Brazile	LB	1975–84	48.0
8. Jurrell Casey	DT	2011–18	46.0
9. Ted Washington	LB	1973–82	45.0
10. Derrick Morgan	OLB	2010–18	44.5
11. Kyle Vanden Bosch	DE	2005–09	38.5

* Individual sacks became an official statistic in 1982. Sacks recorded prior to 1982 are unofficial.

SACKS BY DEFENSIVE TACKLES SINCE 2011

Since **Jurrell Casey** entered the NFL in 2011, only three players whose primary position is defensive tackle have registered more sacks than him.

Most sacks by NFL defensive tackles (primary position) since 2011:

Defensive Tackle	Sacks
1. Geno Atkins	68.0
2. Aaron Donald	59.5
3. Gerald McCoy	51.5
4. Jurrell Casey	46.0
Ndamukong Suh	46.0
6. Kyle Williams	35.0
7. Kawann Short	32.5
8. Marcell Dareus	31.5
9. Fletcher Cox	28.0
10. Tom Johnson	23.5

SACKS BY TITANS/OILERS DTs

Since individual sacks became an official NFL statistic in 1982, **Jurrell Casey** and **Ray Childress** are the only Titans/Oilers defensive tackles to produce double-digit sacks in a single season.

Most sacks in a season by Oilers/Titans defensive tackles, 1982–present:

Defensive Tackle	Season	Sacks
1. Ray Childress	1992	13.0
2. Jurrell Casey	2013	10.5
3. Ray Childress	1993	9.0
4. Albert Haynesworth	2008	8.5
Ray Childress	1989	8.5
Ray Childress	1988	8.5
Ray Childress	1990	8.0
8. Jurrell Casey	2018	7.0
Jurrell Casey	2015	7.0
Karl Klug	2011	7.0
Gary Walker	1997	7.0
Ray Childress	1991	7.0

Note: In 1992, Lee Williams recorded 11 total sacks while playing both defensive end and defensive tackle for the Oilers. He is excluded from this list.

FOUR PRO BOWLS

In being named to his fourth Pro Bowl, **Jurrell Casey** tied for the seventh-most consecutive Pro Bowls in franchise history. Prior to Casey, the franchise's two most recent players to do so were offensive lineman **Bruce Matthews**, who made 14 consecutive Pro Bowls from 1988–2001, and running back **Eddie George**, who earned Pro Bowl berths from 1997–2000.

Casey also achieved a first-time feat for players in the club's "Titans era" (1999–present). Seven other players who have worn the two-tone blue have been named to three Pro Bowls. However, Casey is the first to earn four selections in the Titans era. He did so in four consecutive seasons.

Most consecutive Pro Bowl seasons, franchise history (1960–present)*:

Player	Position	Consecutive Pro Bowls*	Seasons
1. Bruce Matthews	OL	14	1988–2001
2. Mike Munchak	G	7	1987–1993
Robert Brazile	OLB	7	1976–1982
4. Warren Moon	QB	6	1988–1993
Bob Talamini	OL	6	1962–1967
6. Charlie Hennigan	WR	5	1961–1965
7. Jurrell Casey	DT	4	2015–2018
Eddie George	RB	4	1997–2000
Ray Childress	DL	4	1990–1993
Earl Campbell	RB	4	1978–1981
Curley Culp	DT	4	1975–1978

* Includes AFL All-Stars prior to 1970

#94 • DL AUSTIN JOHNSON

[CLICK FOR COMPLETE BIO](#)

Defensive lineman **Austin Johnson** (6-4, 314) completed his third NFL season in 2018. He was selected by the Titans with the 43rd overall pick in the second round of the 2016 NFL Draft.

Johnson's 2018 totals included a career-high nine starts, 25 tackles, one sack, five quarterback pressures, one tackle for loss and two passes defended in 16 games.

In 2017, Johnson played in all 16 games with three starts and totaled 32 tackles, one sack, two tackles for loss and two passes defended. He also appeared in both playoff games (one start) and contributed six tackles and one quarterback pressure.

In his rookie campaign, Johnson played in 10 games and totaled 15 tackles, 0.5 sacks, one tackle for loss, one quarterback pressure and one pass defended.

In three seasons at Penn State, Johnson appeared in 38 games and recorded 28 starts, including starts in all 26 games as a sophomore and junior. He totaled 154 tackles, 8.5 sacks, 24 tackles for loss, eight passes defended, one forced fumble and four fumble recoveries, including a 71-yard fumble return for a touchdown.

As a junior in 2015, Johnson started all 13 games and was named Associated Press first-team All-Big Ten honors. He ranked second on the team with 15 tackles for loss and 6.5 sacks. His 78 tackles ranked second among FBS defensive linemen and third on the team. It was the highest tackle total by a Penn State defensive lineman since Jimmy Kennedy's 87 in 2002.

Johnson is a native of Galloway, N.J.

2018 Highlights:

- **At Miami (9/9)**, started at nose tackle and registered one tackle.
- **At Jacksonville (9/23)**, notched a pair of tackles.
- **Against Philadelphia (9/30)**, recorded a pair of quarterback pressures.
- **At Buffalo (10/7)**, tied his career high with five tackles, including a tackle for loss.
- **Against Baltimore (10/14)**, registered two tackles and one pass defended.
- **Against the Los Angeles Chargers in London (10/21)**, posted one tackle and one quarterback pressure.
- **At Dallas (11/5)**, tallied two tackles and a sack on Monday Night Football. In the third quarter, he dropped Dak Prescott for a six-yard loss for his first sack of 2018.
- **Against New England (11/11)**, registered three tackles.
- **At Indianapolis (11/18)**, recorded one tackle and one pass defended.
- **At Houston (11/26)**, posted one tackle on Monday Night Football.
- **Against the New York Jets (12/2)**, recorded one tackle.
- **Against Jacksonville (12/6)**, totaled two tackles and one quarterback pressure on Thursday Night Football.
- **At the New York Giants (12/16)**, posted one quarterback pressure and helped limit Saquon Barkley to 31 rushing yards on 14 attempts.
- **Against Washington (12/22)**, registered a pair of tackles.
- **Against Indianapolis (12/30)**, he tallied one tackle on Sunday Night Football.

Johnson's Career Regular Season Statistics:

Year	GP	GS	Tackle	Sack	TFL	QBP	Int	PD	FF	FR
2016	10	0	15	0.5	1	1	0	1	0	0
2017	16	3	32	1.0	2	0	0	2	0	0
2018	16	9	25	1.0	1	5	0	2	0	0
Totals	42	12	72	2.5	4	6	0	5	0	0

Johnson's Career Postseason Statistics:


Year	GP	GS	Tackle	Sack	TFL	QBP	Int	PD	FF	FR
2017	2	1	6	0.0	0	1	0	0	0	0

Johnson's Regular Season Single-Game Highs:

Tackles - 5 (Twice, last at Buffalo, 10/7/18)
Sacks - 1 (Twice, last at Dallas, 11/5/18)

Johnson's Playoff Single-Game Highs:

Tackles - 3 (Twice, last at New England, 1/13/18)



#90 • DL DAQUAN JONES

[CLICK FOR COMPLETE BIO](#)

Defensive lineman **DaQuan Jones** (6-4, 322) completed his fifth NFL season in 2018. He was selected by the Titans in the fourth round (112th overall) of the 2014 NFL Draft.

In 2018, Jones started all 16 games for the third time in his career. He tallied 39 tackles on the season, which was his second-highest career total, and added 14 quarterback pressures, a career-high four tackles for loss and one pass defended.

Jones was placed on injured reserve on Dec. 4, 2017 due to a bicep injury he suffered the previous day against the Houston Texans. It concluded a season in which he totaled a career-high 3.5 sacks, 36 tackles, one tackle for loss and nine quarterback pressures. The injury put an end to his streak of 45 consecutive starts.

Jones was one of two Titans who started every game from 2015–2016, holding down a spot at defensive end for consecutive seasons. Outside linebacker **Brian Orakpo** was the other member of the team to start every game in that time period.

As a rookie, Jones appeared in seven games with one start. He registered 13 tackles, a sack, three quarterback pressures, two tackles for loss and a forced fumble.

A leader at Penn State during a time of turmoil, Jones started 23 of 46 college games, with all of his starting assignments coming during the last two seasons. Jones finished his career with 92 tackles, adding 4.5 sacks for minus 28 yards, 15.5 stops for losses totaling 55 yards, two fumble recoveries and a pass deflection.

As a senior in 2013, he started all 12 games at defensive tackle, finishing fifth on the team with a career-high 56 tackles (33 solos). His tackle total was the most for any interior defensive lineman in the Big Ten during the 2013 campaign. Jones was named first-team All-Big Ten by the league's coaches and second-team All-Conference by the media. He was named Penn State's Outstanding Senior Player and the recipient of the team's Reid-Robinson Award.

Jones is a native of Johnson City, N.Y.

2018 Highlights:

- **At Miami (9/9)**, registered two tackles and one quarterback pressure.
- **Against Houston (9/16)**, posted two tackles and two quarterback pressures.
- **At Jacksonville (9/23)**, posted one tackle.
- **Against Philadelphia (9/30)**, totaled two tackles and three quarterback pressures.
- **At Buffalo (10/7)**, tied his career high with seven tackles, including two tackles for loss. He logged his 50th career start.
- **Against Baltimore (10/14)**, posted three tackles, one quarterback pressure, one tackle for loss and one pass defended.
- **Against the Los Angeles Chargers in London (10/21)**, logged three tackles, one quarterback pressure and one tackle for loss.
- **At Dallas (11/5)**, posted one tackle and one quarterback pressure on Monday Night Football.
- **Against New England (11/11)**, registered two tackles.
- **At Houston (11/26)**, totaled three tackles and one quarterback pressure on Monday Night Football.
- **Against the New York Jets (12/2)**, contributed three tackles.
- **Against Jacksonville (12/6)**, posted three tackles and two quarterback pressures on Thursday Night Football.
- **At the New York Giants (12/16)**, tallied two tackles and one quarterback pressure. He helped limit Saquon Barkley to 31 rushing yards on 14 attempts.
- **Against Washington (12/22)**, totaled three tackles.
- **Against Indianapolis (12/30)**, posted two tackles and one quarterback pressure.

Jones' Career Regular Season Statistics:

Year	GP	GS	Tackle	Sack	TFL	QBP	Int	PD	FF	FR
2014	7	1	13	1.0	2	3	0	0	1	0
2015	16	16	67	0.0	2	15	0	0	0	1
2016	16	16	29	1.5	1	8	0	0	0	1
2017	12	12	36	3.5	1	9	0	0	0	0
2018	16	16	39	0.0	4	14	0	1	0	0
Totals	67	61	184	6.0	10	49	0	1	1	2



**Jones' Regular Season Single-Game Highs:****Tackles** - 7 (Three times, last at Buffalo, 10/7/18)**Sacks** - 2 at Indianapolis (11/26/17)**Quarterback Pressures** - 3 (Twice, last vs. Philadelphia, 9/30/18)**Forced Fumble** - 1 vs. Indianapolis (12/28/14)**Fumble Recovery** - 1 (Twice, last vs. Houston, 1/1/17)**#96 • DL BENNIE LOGAN**[CLICK FOR COMPLETE BIO](#)

Defensive lineman **Bennie Logan** (6-2, 315) completed his sixth NFL season and his first campaign with the Titans in 2018. He was signed as an unrestricted free agent on April 9, 2018.

Logan posted 16 tackles and five quarterback pressures in 15 games in 2018.

Prior to his arrival in Tennessee, Logan played his first four NFL seasons with the Philadelphia Eagles and then spent one season with the Kansas City Chiefs. His career totals prior to arriving in Tennessee included 256 tackles, seven sacks, 36 tackles for loss and 17 quarterback pressures in 74 games (63 starts).

In 2017, Logan's only season in Kansas City, he saw action in 15 games with 12 starts and recorded 52 tackles, 1.5 sacks, nine stops for loss, three quarterback pressures and a pass defended. He also started in the Wild Card round and posted a tackle.

In 2016, his final season with the Eagles, he posted 33 tackles, including a career-best 2.5 sacks.

The Coushatta, La., native was originally selected by the Philadelphia Eagles in the third round (67th overall) of the 2013 NFL Draft.

During a three-year career at Louisiana State, he appeared in 30 games with 25 starts and totaled 107 tackles, 12.5 tackles for loss and five sacks.

2018 Highlights:

- **At Miami (9/9)**, registered one tackle in his Titans debut.
- **Against Houston (9/16)**, recorded one tackle.
- **Against Philadelphia (9/30)**, registered two tackles and one quarterback pressure.
- **Against Baltimore (10/14)**, he was inactive with an elbow injury.
- **Against the Los Angeles Chargers in London (10/21)**, posted two tackles.
- **At Dallas (11/5)**, posted one tackle and one quarterback pressure on Monday Night Football.
- **Against New England (11/11)**, recorded one tackle.
- **At Houston (11/26)**, recorded two tackles and one quarterback pressure on Monday Night Football.
- **Against Jacksonville (12/6)**, registered two tackles on Thursday Night Football.
- **At the New York Giants (12/16)**, helped limit Saquon Barkley to 31 rushing yards on 14 attempts.
- **Against Washington (12/22)**, recorded one quarterback pressure.
- **Against Indianapolis (12/30)**, posted one tackle on Sunday Night Football.

**Logan's Career Regular Season Statistics:**

Year	Team	GP	GS	Tackle	Sack	TFL	QBP	Int	PD	FF	FR
2013	Phi	16	8	43	2.0	5	5	0	1	0	1
2014	Phi	16	16	61	0.0	8	1	0	1	1	0
2015	Phi	14	14	67	1.0	9	2	0	0	0	0
2016	Phi	13	13	33	2.5	5	6	0	0	2	1
2017	KC	15	12	52	1.5	9	3	0	1	0	0
2018	Ten	15	0	16	0.0	0	5	0	0	0	0
Totals		89	63	272	7.0	36	22	0	3	3	2

Logan's Career Postseason Statistics:

Year	Team	GP	GS	Tackle	Sack	TFL	QBP	Int	PD	FF	FR
2013	Phi	1	0	5	0.0	0	0	0	0	0	0
2017	KC	1	1	1	0.0	0	0	0	0	0	0
Totals		2	1	6	0.0	0	0	0	0	0	0

Logan's Regular Season Single-Game Highs:**Tackles** - 8 (Three times, last vs. Washington 9/21/14)**Sacks** - 1.0 (Six times, last vs. Philadelphia 9/17/17)**Tackles for Loss** - 2 (Five times, last at New York Jets 12/3/17)**Forced Fumble** - 1 (Three times, last at Cincinnati 12/4/16)**Fumble Recovery** - 1 (Twice, last at Cincinnati 12/4/16)**Logan's Postseason Single-Game Highs:****Tackles** - 5 vs. New Orleans (1/4/14)**MORE TITANS DEFENSIVE LINEMEN****92 - MATT DICKERSON (6-5, 292, Rookie, UCLA)**

➤ **Matt Dickerson** was signed by the Titans as an undrafted free agent on May 11, 2018.

➤ As a rookie, he totaled three tackles in three games.

➤ Dickerson appeared in 44 games with 16 starts over four seasons at UCLA. He totaled 97 tackles, seven tackles for loss, four passes defended and 1.5 sacks as a Bruin.

➤ As a senior in 2017, he started seven games before missing the remainder of the season due to injury. Prior to the injury he recorded 21 tackles and a tackle for loss.

➤ As a junior in 2016, he appeared in 12 contests with eight starts along the defensive line and totaled 37 tackles and 1.5 tackles for loss.

➤ Dickerson is a native of San Mateo, Calif.

2018 Highlights:

➤ **At Jacksonville (9/23)**, made his NFL debut as a reserve.

➤ **Against Baltimore (10/14)**, recorded his first NFL tackle.

➤ **Against Indianapolis (12/30)**, posted two tackles on Sunday Night Football.

97 - DARIUS KILGO (6-3, 320, 3rd Year, Maryland)

➤ **Darius Kilgo** was signed by the Titans to their practice squad on Sept. 18, 2018 and promoted to the 53-man roster on Sept. 28, 2018.

➤ In 2018, he recorded five tackles, four quarterback pressures and one tackle for loss in 11 contests.

➤ Kilgo was originally drafted by the Denver Broncos in the sixth round (203rd overall) of the 2015 NFL Draft. In addition to the Broncos, he has spent time with the New England Patriots, Jacksonville Jaguars and Houston Texans. His career totals prior to his time in Tennessee included 18 games, 11 tackles, one quarterback pressure and one pass defended.

➤ In 2017, he spent the entire season as a member of the Jaguars practice squad.

➤ He played in nine games as a rookie with the Broncos in 2015 and nine games with the Broncos in 2016.

➤ A native of Matthews, N.C., Kilgo appeared in 43 games with 36 starts at the University of Maryland. He totaled 123 tackles and 5.5 sacks during his collegiate career and was named honorable mention All-Big Ten as a senior.

2018 Highlights:

➤ **Against New England (11/11)**, set a career high with two quarterback pressures.



INSIDE LINEBACKERS

No.	Name	Ht	Wt	Exp	College
53	Bates, Daren	5-11	225	6	Auburn
55	Brown, Jayon	6-0	226	2	UCLA
51	Compton, Will	6-1	235	5	Nebraska
54	Evans, Rashaan	6-2	232	R	Alabama
57	Harris, Nigel	6-2	225	2	South Florida
50	Palmer, Nate (IR)	6-2	248	6	Illinois State
59	Woodyard, Wesley	6-0	233	11	Kentucky

#55 • ILB JAYON BROWN

[CLICK FOR COMPLETE BIO](#)

Linebacker **Jayon Brown** (6-0, 226) completed his second NFL season in 2018. He was selected by the Titans in the fifth round (155th overall) of the 2017 NFL Draft.

Brown played in all 16 games with nine starts in 2018. He finished second on the defense with 107 tackles and six sacks, and his 18 quarterback pressures tied for the second-highest total on the team.

He added six tackles for loss, seven passes defended, two forced fumbles and one fumble recovery. He was one of only six NFL linebackers with at least six sacks, one interception, one forced fumble and one fumble recovery during the season.

As a rookie, Brown appeared in all 16 regular season games and both postseason games as the team's nickel linebacker. He registered 67 tackles, which tied for the 10th-highest total by a "Titans era" rookie (1999–present) and ranked fifth among the team's rookie linebackers in that span. His statistics also included 1.5 sacks, two tackles for loss, six quarterback pressures, four passes defended and one fumble recovery. He added five tackles in the playoffs.

In four seasons at UCLA (2013-16), Brown appeared in 49 games with 21 starts and totaled 220 tackles, three sacks, nine tackles for loss, three interceptions, 15 passes defended, one forced fumble and four fumble recoveries. He started 21 games over his final two seasons and totaled nine games with double-digit tackles.

As a senior in 2016, he earned first-team All-Pac-12 honors after leading the Bruins with 119 tackles, which tied for 16th on the all-time school single-season list. He added 2.5 sacks, seven tackles for loss, three interceptions, 23 passes defended and two fumble recoveries.

Brown is a native of Long Beach, Calif.

2018 Highlights:

- **At Miami (9/9)**, registered six tackles.
- **Against Houston (9/16)**, tallied four tackles and two quarterback pressures.
- **At Jacksonville (9/23)**, notched six tackles, including a tackle for loss, and added a stop on special teams.
- **Against Philadelphia (9/30)**, recorded his first career start and led the team with a career-high 11 tackles. He added one sack, one tackle for loss, four quarterback pressures and one pass defended. In the fourth quarter, he recorded his first sack of 2018, taking down Carson Wentz for a 10-yard loss.
- **At Buffalo (10/7)**, led the defense and tied his career high with 11 tackles. He also totaled one sack, two tackles for loss and two quarterback pressures. For the second consecutive week, he recorded a sack, this time dropping quarterback Josh Allen for a three-yard loss in the third quarter.
- **Against Baltimore (10/14)**, totaled eight tackles and two quarterback pressures.
- **Against the Los Angeles Chargers in London (10/21)**, led the defense with eight tackles, including a sack. He also registered a quarterback pressure and a tackle for loss. In the third quarter, he sacked Philip Rivers for a one-yard loss.
- **At Dallas (11/5)**, totaled four tackles, one sack, one quarterback pres-



sure and one forced fumble on Monday Night Football. In the third quarter, he dropped quarterback Dak Prescott for a six-yard sack and knocked the ball loose before it was recovered by fellow linebacker Wesley Woodyard. It was Brown's fourth sack of 2018 and his first career forced fumble.

➤ **Against New England (11/11)**, posted four tackles, a half sack and a quarterback pressure. In the third quarter, he split a five-yard sack of Tom Brady with Wesley Woodyard.

➤ **At Indianapolis (11/18)**, recorded seven tackles and one pass defended.

➤ **At Houston (11/26)**, recorded six tackles, a half sack, one quarterback pressure and one tackle for loss on Monday Night Football. In the first quarter, he and outside linebacker Derrick Morgan split an 11-yard sack of Deshaun Watson.

➤ **Against the New York Jets (12/2)**, totaled five tackles, one sack, one quarterback pressure and one pass defended. In the third quarter, he sacked Josh McCown for a one-yard loss.

➤ **Against Jacksonville (12/6)**, tallied six tackles, three quarterback pressures and one pass defended on Thursday Night Football.

➤ **At the New York Giants (12/16)**, contributed three tackles and one pass defended and helped limit Saquon Barkley to 31 rushing yards on 14 carries.

➤ **Against Washington (12/22)**, registered nine tackles.

➤ **Against Indianapolis (12/30)**, totaled nine tackles, an interception for a touchdown, two passes defended, a forced fumble and a fumble recovery on Sunday Night Football. In the second quarter, with the Colts backed up at their own six-yard line, he recorded his first career interception by picking off an Andrew Luck pass that was intended for running back Nyheim Hines and navigating 22 yards for his first career touchdown. Two drives later, he recorded another takeaway by stripping the ball from running back Marlon Mack and then recovering it with a seven-yard return. He notched his second forced fumble of 2018 (second career) and first fumble recovery of 2018 (second career). Brown became the third NFL player in 2018 to record an interception for a touchdown, a forced fumble and a fumble recovery in the same game, joining Seattle's Bobby Wagner (Dec. 2 vs. San Francisco) and Chicago's Khalil Mack (Sept. 9 at Green Bay). Brown became the first Titans player to accomplish the feat since at least 1993.

Brown's Career Regular Season Statistics:

Year	GP	GS	Tackle	Sack	TFL	QBP	Int	PD	FF	FR
2017	16	0	67	1.5	2	6	0	4	0	1
2018	16	9	107	6.0	6	18	0	7	2	1
Totals	31	9	174	7.5	8	24	0	11	2	2

Brown's Career Postseason Statistics:

Year	GP	GS	Tackle	Sack	TFL	QBP	Int	PD	FF	FR
2017	2	0	5	0.0	0	0	0	1	0	0

Brown's NFL Regular Season Single-Game Highs:

Tackles - 11 (Twice, last at Buffalo, 10/7/18)
Sacks - 1 (Six times, last vs. New York Jets, 12/2/18)
Interceptions - 1 vs. Indianapolis (12/30/18)
Pass Defended - 2 (Twice, last vs. Indianapolis, 12/30/18)
Forced Fumbles - 1 (Twice, last vs. Indianapolis, 12/30/18)
Fumble Recoveries - 1 (Twice, last vs. Indianapolis, 12/30/18)

Brown's NFL Playoff Single-Game Highs:

Tackles - 3 at Kansas City (1/6/18)

BROWN IN ELITE GROUP IN 2018

Jayon Brown emerged in 2018 as one of the top playmakers on the Titans defense. He was one of only six NFL linebackers during the season to accumulate at least six sacks, one interception, one forced fumble and one opponent fumble recovery, joining Denver's **Von Miller**, Chicago's **Khalil Mack**, Kansas City's **Justin Houston**, Indianapolis' **Darius Leonard** and Buffalo's **Lorenzo Alexander**.

NFL linebackers in 2018 with at least six sacks, one interception, one forced fumble and one opponent fumble recovery:

Player	Team	Sacks	Int	Forced Fum	Opp Fum Rec
Von Miller	Denver Broncos	14.5	1	4	3
Khalil Mack	Chicago Bears	12.5	1	6	2
Justin Houston	Kansas City Chiefs	9.0	1	5	3
Darius Leonard	Indianapolis Colts	7.0	2	4	2
Lorenzo Alexander	Buffalo Bills	6.5	2	2	1
Jayon Brown	Tennessee Titans	6.0	1	2	1

SACKS AMONG YOUNG NFL LINEBACKERS

Inside linebacker **Jayon Brown** was one of the Titans' top pass rushers in 2018, his second NFL season. He finished second on the team with six sacks and also tied for second place on the defense with 18 quarterback pressures.

Brown was one of the NFL's top pass rushers among young linebackers. Counting both inside and outside linebackers in their rookie, first or second seasons, only three players ranked ahead of Brown in sacks—Pittsburgh Steelers 3-4 outside linebacker **T.J. Watt** (13.0), Denver Broncos 3-4 outside linebacker **Bradley Chubb** (12.0) and Indianapolis Colts 4-3 outside linebacker **Darius Leonard** (7.0). Brown tied with Detroit Lions 4-3 middle linebacker **Jarrad Davis** (6.0).

Most sacks in 2018 among rookie, first- or second-year linebackers:

Player	Team	Position	Year	Sacks
1. T.J. Watt	Pittsburgh Steelers	OLB	2	13.0
2. Bradley Chubb	Denver Broncos	OLB	R	12.0
3. Darius Leonard	Indianapolis Colts	OLB	R	7.0
4. Jayon Brown	Tennessee Titans	ILB	2	6.0
Jarrad Davis	Detroit Lions	MLB	2	6.0
6. Roquan Smith	Chicago Bears	ILB	R	5.0
7. Harold Landry	Tennessee Titans	OLB	R	4.5
Genard Avery	Cleveland Browns	OLB	R	4.5
9. Lorenzo Carter	New York Giants	OLB	R	4.0
Haason Reddick	Arizona Cardinals	OLB	2	4.0

#51 • ILB WILL COMPTON

[CLICK FOR COMPLETE BIO](#)

Linebacker **Will Compton** (6-1, 235) completed his fifth NFL season and his first season with the Titans in 2018. He was signed as an unrestricted free agent on April 6, 2018.

Compton led the Titans and posted the second-highest total of his career with 11 special teams tackles in 2018, and he also finished with 11 tackles and one pass defended. He played in 12 total games with two starts at inside linebacker.


Compton entered the NFL as a rookie free agent with the Washington Redskins in 2013 and remained there through 2017. His career totals in Washington included 302 tackles, one sack, three interceptions, 15 passes defended, one forced fumble, three fumble recoveries and 30 special teams stops in 57 games. He also totaled 33 starts.

In 2017, Compton was limited to nine games and three starts due to injury. He registered 17 tackles and one interceptions.

In 2015, Compton posted a career-best 122 tackles, a sack, an interception, six passes defended and a fumble recovery.

As a rookie, he was waived by the Redskins on Aug. 31, 2013 and signed to the team's practice squad a day later. He was elevated to the 53-man roster on Dec. 24, 2013 and remained there through 2017.

During his career at the University of Nebraska, Compton appeared in 50 games with 37 starts at linebacker and finished his career with 247 tack-



les, ranking 12th all-time for the Cornhuskers. He was a two-time All-Big Ten selection who posted four fumble recoveries, one interception returned for a touchdown, five sacks and 14.5 tackles for a loss during his career.

2018 Highlights:

- **At Miami (9/9)**, started and posted four tackles in his Titans debut.
- **Against Houston (9/16)**, registered two tackles.
- **At Jacksonville (9/23)**, recorded a special teams tackle.
- **Against Philadelphia (9/30)**, posted two tackles and one pass defended and led the team with a pair of stops on special teams.
- **At Buffalo (10/7)**, registered two tackles on defense and one stop on special teams.
- **Against Baltimore (10/14)**, against the Los Angeles Chargers (10/21) and at Dallas (11/5), he was inactive with a hamstring injury.
- **Against New England (11/11)**, returned from injury to collect one special teams tackle.
- **At Houston (11/26)**, recorded a tackle and forced fumble (recovered by the Texans) on special teams.
- **Against Jacksonville (12/6)**, posted one tackle.
- **At the New York Giants (12/16)**, led the team with four special teams tackles.
- **Against the Indianapolis Colts (12/30)**, posted one special teams tackle on Sunday Night Football to finish the season with a team-high 11 stops on special teams.

Compton's Career Regular Season Statistics:

Year	Team	GP	GS	Tackle	Sack	TFL	QBP	Int	PD	FF	FR
2013	Was	1	0	0	0.0	NA	NA	0	0	0	0
2014	Was	16	5	59	0.0	NA	NA	0	1	0	0
2015	Was	16	10	122	1.0	NA	NA	1	6	0	1
2016	Was	15	15	104	0.0	NA	NA	1	5	1	2
2017	Was	9	3	17	0.0	NA	NA	1	3	0	0
2018	Ten	12	2	11	0.0	0	0	0	1	0	0
Totals		69	35	313	1.0	NA	NA	3	16	1	3

Compton's Career Postseason Statistics:

Year	Team	GP	GS	Tackle	Sack	TFL	QBP	Int	PD	FF	FR
2015	Was	1	1	12	0.0	0	0	0	0	0	0
Totals		1	1	12	0.0	0	0	0	0	0	0

Compton's Regular Season Single-Game Highs:

Tackles - 15 vs. Philadelphia (12/20/14)

Sacks - 1 at Philadelphia (12/26/15)

Interceptions - 1 (Three times, last at Seattle 11/5/17)

Forced Fumbles - 1 vs. Cleveland (10/2/16)

Fumble Recovery - 1 (Three times, last vs. Green Bay 11/20/16)

Passes Defended - 3 at Seattle (11/5/17)

Compton's Postseason Single-Game Highs:

Tackles - 12 vs. Green Bay (1/10/16)

#54 • ILB RASHAAN EVANS

[CLICK FOR COMPLETE BIO](#)

Linebacker **Rashaan Evans** (6-2, 232) was selected by the Titans with the 22nd pick in the first round of the 2018 NFL Draft. The Titans traded up from the 25th spot in order to take the former Alabama standout.

In his first NFL season, Evans overcame an injury that kept him out of the preseason. He played in 15 games during the regular season with seven starts at inside linebacker and totaled 63 tackles, six quarterback pressures, two tackles for loss and three passes defended.

In four seasons with the Crimson Tide (2014–2017), Evans appeared in 53 games with 14 starts and totaled 152 tackles, 15.0 sacks, 23.5 tackles for loss, five passes defended, 19 quarterback hurries, two forced fumbles and two fumble recoveries. During his four years there, he appeared in three CFP National Championship contests with two victories.

As a senior in 2017, Evans started 12 games and tied for the team lead with 74 tackles. He led the Crimson Tide with 13 tackles for loss despite missing a pair of games due to injury and also posted seven quarterback hurries, six sacks, three passes defended, one forced fumble and one fumble recovery.

Following his senior campaign, he was named a first-team All-Ameri-





can by the AFCA, earned first-team All-SEC honors from Associated Press and second-team All-SEC honors from the conference coaches.

Evans is a native of Auburn, Ala.

2018 Highlights:

- **At Miami (9/9)**, he was inactive with a hamstring injury.
- **Against Houston (9/16)**, made his NFL debut on special teams.
- **At Jacksonville (9/23)**, played on defense for the first time in his career. He started at inside linebacker and registered one tackle.
- **Against Philadelphia (9/30)**, tallied four tackles, one quarterback pressure and one pass defended.
- **At Buffalo (10/7)**, started and posted six tackles.
- **Against Baltimore (10/14)**, led the defense with nine tackles, including a tackle for loss.
- **Against the Los Angeles Chargers in London (10/21)**, posted two tackles.
- **At Dallas (11/5)**, started and registered four tackles.
- **Against New England (11/11)**, tallied two tackles, two quarterback pressures and one pass defended.
- **At Indianapolis (11/18)**, recorded one tackle.
- **At Houston (11/26)**, posted seven tackles and one quarterback pressure on Monday Night Football.
- **Against the New York Jets (12/2)**, led the defense with eight tackles.
- **Against Jacksonville (12/6)**, registered five tackles and a quarterback pressure on Thursday Night Football. In the second quarter, on fourth-and-goal at the one-yard line, he stopped running back Leonard Fournette on a carry for no gain. On the ensuing play, Derrick Henry scored for the Titans on a 99-yard run.
- **At the New York Giants (12/16)**, totaled five tackles, one quarterback pressure and one tackle for loss. He helped limit Saquon Barkley to 31 rushing yards on 14 attempts.
- **Against Washington (12/22)**, posted six tackles.
- **Against Indianapolis (12/30)**, tallied three tackles and one pass defended on Sunday Night Football.

Evans' 2018/Career Statistics:

Year	GP	GS	Tackle	Sack	TFL	QBP	Int	PD	FF	FR
2018	15	7	63	0.0	2	6	0	3	0	0

Evans' Regular Season Single-Game Highs:

Tackles - 9 vs. Baltimore (10/14/18)

Evans' College Defensive Statistics:

Year	Team	GP	GS	Tackle	Sack	TFL	Int	PD	FF	FR
2014	Ala	13	0	15	1.0	2.0	0	0	0	0
2015	Ala	14	0	10	4.0	4.0	0	0	0	0
2016	Ala	14	2	53	4.0	4.5	0	2	1	1
2017	Ala	12	12	152	6.0	13.0	0	3	1	1
Totals		53	14	152	15.0	23.5	0	5	2	2

#59 • ILB WESLEY WOODYARD

[CLICK FOR COMPLETE BIO](#)



Linebacker **Wesley Woodyard** (6-0, 233) completed his 11th NFL season and his fifth campaign with the Titans in 2018. He was signed as an unrestricted free agent on March 14, 2014.

Woodyard was named a team captain by his teammates in 2018 for the fifth time as a member of the Titans and for the 11th time in his career. He led the team with 124 tackles in 14 games (14 starts), posting the third-best tackle total of his career, and he tied for third on the squad with 4.5 sacks. He added 12 quarterback pressures, seven tackles for loss, two passes defended and one fumble recovery.

In 2017, he enjoyed one of the best seasons of his career. He set career highs with 172 tackles, 17 tackles for loss, 15 quarterback pressures and two fumble recoveries and also had five sacks, which fell a half-sack short of his career benchmark (5.5 in 2012). In addition to setting a career high, Woodyard's 2017 tackle tally was one of the best marks by a defender in the franchise's "Titans era" (1999–present). In that time, his 172 tackles rank second to linebacker **Keith Bulluck's** 180 tackles in 2002.

In 2015, he recorded 12 starts, finished second on the team with 110 tackles and ranked third on the squad with five sacks. He added nine quarterback pressures, seven tackles for loss, three passes defended, a forced fumble, a fumble recovery and six special teams tackles.

In 2014, Woodyard's totals in his first season with the Titans included 16 starts and a career-high 134 tackles, which led the team.

Woodyard joined the Titans after spending the first six years of his career with the Denver Broncos. He appeared in 87 regular-season games with 40 starts. For his Broncos career, he totaled 396 tackles, eight sacks, five interceptions, six forced fumbles and one fumble recovery.

As the middle linebacker from 2012-13, Woodyard started 24 total games and registered 197 tackles, seven sacks, four interceptions and three forced fumbles.

In 2012, Woodyard led the Broncos with a career-high 114 tackles. He ranked second on the squad in both 2013 (83) and 2011 (87).

Also in 2012, he was the only NFL player to record at least 100 tackles, five sacks and three interceptions. He was only the 12th NFL player to accomplish the feat over a 30-year span.

The LaGrange, Ga., native entered the NFL as an undrafted free agent out of the University of Kentucky. He earned first-team All-SEC honors during each of his final two seasons with the Wildcats.

2018 Highlights:

- **At Miami (9/9)**, led the team with 12 tackles, including a tackle for loss, and added a stop on special teams.
- **Against Houston (9/16)**, led the team with 10 tackles and added a quarterback pressure and one stop on special teams.
- **At Jacksonville (9/23)**, led the team with 13 tackles and added one sack, one quarterback pressure, two tackles for loss and one pass defended. In the first quarter, he notched his first sack of the season, dropping Blake Bortles for a four-yard loss.
- **Against Philadelphia (9/30)**, left the game early in the first quarter with a shoulder injury.
- **At Buffalo (10/7)**, he was inactive with a shoulder injury, ending a streak of 77 consecutive games played. It was the fifth-longest active streak of its kind among NFL linebackers. He missed his first game since Oct. 20, 2013, during his final season with the Denver Broncos. He had appeared in every contest since joining the Titans as an unrestricted free agent in 2014.
- **Against Baltimore (10/14)**, he was inactive with a shoulder injury.
- **Against the Los Angeles Chargers in London (10/21)**, recorded five tackles and one quarterback pressure.
- **At Dallas (11/5)**, led the team with 10 tackles and added one sack, one quarterback pressure, one tackle for loss and one fumble recovery on Monday Night Football. In the third quarter, he recorded his first fumble recovery of the season, grabbing the ball after it was lost by quarterback Dak Prescott. Then in the fourth quarter, he took down Prescott for no gain to record his second sack of 2018. Woodyard recorded his 100th NFL start, including 60 starts since joining the Titans in 2014.
- **Against New England (11/11)**, led the defense with 12 tackles, 1.5 sacks and five quarterback pressures and added a tackle for loss. His 1.5 sacks matched his career high. In the first quarter, he recorded an 11-yard sack, taking down Patriots quarterback Tom Brady on third down. He then split a five-yard sack with Jayon Brown in the third quarter. He was named



2017 & 2018 TITANS TACKLE LEADERS

Linebacker **Wesley Woodyard** finished first among Titans defenders with 124 tackles in 2018. It was the fourth time in five seasons in Tennessee he hit the 100-tackle mark.

Titans tackle leaders in 2018 (by total tackles):

Player	Pos	Total	Solo	Assist
1. Wesley Woodyard	ILB	124	85	39
2. Jayon Brown	ILB	107	76	31
3. Kevin Byard	S	96	64	32
4. Logan Ryan	CB	85	54	31
5. Jurrell Casey	DT	72	46	26
6. Kenny Vaccaro	S	70	45	25
7. Adoree' Jackson	CB	69	62	7
8. Rashaan Evans	ILB	63	42	21
9. Malcolm Butler	CB	56	49	7
10. Harold Landry III	OLB	46	26	20

In 2017, Woodyard finished first among Titans defenders with a career-high 172 tackles.

Titans tackle leaders in 2017 (by total tackles):

Player	Pos	Total	Solo	Assist
1. Wesley Woodyard	ILB	172	104	68
2. Avery Williamson	ILB	125	70	55
3. Kevin Byard	S	87	64	23
4. Logan Ryan	CB	73	54	19
5. Jurrell Casey	DT	72	60	12
6. Adoree' Jackson	CB	67	58	9
7. Jayon Brown	ILB	67	42	25
8. Johnathan Cyprien	S	65	46	19
9. Brian Orakpo	OLB	60	39	21
10. Erik Walden	OLB	44	29	15

SINGLE-SEASON TACKLE LEADERS SINCE '99

Inside linebacker **Wesley Woodyard's** 2017 campaign was one of the best of his 10-year NFL career and one of the finest by any player in a Tennessee Titans uniform. His regular season totals included 172 tackles (104 solo, 68 assists), five sacks, 17 tackles for loss, 15 quarterback pressures and two fumble recoveries—all career highs except for sacks, which fell a half-sack short of his career benchmark (5.5 in 2012).

In addition to a career high, Woodyard's tackle tally was one of the best marks by a defender in the franchise's "Titans era" (1999–present). In that time, his 172 tackles rank second to linebacker **Keith Bulluck's** 180 tackles in 2002.

The published tackle statistics are taken from the Titans coaches' film review and can differ from "press box statistics."

Most tackles in a season by a Titans player, 1999-2017 (tackle statistics from coaches' film review):

Player	Season	Total Tackles
1. Keith Bulluck	2002	180
2. Wesley Woodyard	2017	172
3. Keith Bulluck	2004	171
Keith Bulluck	2003	171
5. Stephen Tulloch	2010	169
Randall Godfrey	2000	169
7. Keith Bulluck	2006	161
8. Michael Griffin	2010	153
9. Keith Bulluck	2005	150
10. Avery Williamson	2016	149

AFC Defensive Player of the Week for his performance.

- **At Indianapolis (11/18)**, led the team with 10 tackles.
- **At Houston (11/19)**, tallied eight tackles on Monday Night Football.
- **Against the New York Jets (12/2)**, contributed seven tackles.
- **Against Jacksonville (12/6)**, registered eight tackles and one quarterback pressure on Thursday Night Football.
- **At the New York Giants (12/16)**, totaled five tackles and one pass defended. He reached the 100-tackle mark for the fifth season in his career and also reached the 1,000-tackle mark for his career.
- **Against Washington (12/22)**, credited with 10 tackles, one sack, two quarterback pressures and one tackle for loss. In the second quarter, he sacked Josh Johnson for a 12-yard loss.
- **Against Indianapolis (12/30)**, led the team with 14 tackles, including a tackle for loss.

Woodyard's Career Regular Season Statistics:

Year	Team	GP	GS	Tackle	Sack	TFL	QBP	Int	PD	FF	FR
2008	Den	16	6	54	0.0	NA	NA	0	1	1	0
2009	Den	16	0	35	0.0	NA	NA	1	2	1	0
2010	Den	11	3	23	1.0	NA	NA	0	0	0	0
2011	Den	15	7	87	0.0	NA	NA	0	2	2	0
2012	Den	15	14	114	5.5	NA	NA	3	6	1	1
2013	Den	14	10	83	1.5	NA	NA	1	4	1	0
2014	Ten	16	16	134	2.5	8	9	2	4	0	0
2015	Ten	16	12	110	5.0	7	9	0	3	1	1
2016	Ten	16	10	88	2.0	7	8	1	6	0	0
2017	Ten	16	16	172	5.0	17	15	0	5	0	2
2018	Ten	14	14	124	4.5	7	12	0	2	0	1
Totals		165	108	1,024	27.0	NA	NA	8	35	7	5

Woodyard's Career Postseason Statistics:

Year	Team	GP	GS	Tackle	Sack	TFL	QBP	Int	PD	FF	FR
2011	Den	2	0	0	0.0	NA	NA	0	0	0	0
2012	Den	1	1	7	0.0	NA	NA	0	0	0	0
2013	Den	3	0	7	0.0	NA	NA	0	0	0	0
2017	Ten	2	2	10	0.0	1	1	0	0	0	0
Totals		8	3	24	0.0	NA	NA	0	0	0	0

Woodyard's Regular Season Single-Game Highs:

- Tackles** - 20 vs. Baltimore (11/5/17)
- Sacks** - 1.5 (Twice, last vs. New England, 11/11/18)
- Interceptions** - 1 (Eight times, last at Chicago, 11/27/16)
- Forced Fumble** - 1 (Seven times, last at Cleveland, 9/20/15)
- Fumble Recovery** - 1 (Four times, last vs. L.A. Rams, 12/24/17)
- Passes Defensed** - 3 at Chicago (11/27/16)

Woodyard's Playoff Single-Game Highs:

- Tackles** - 8 at Kansas City (1/6/18)
- Sacks** - 0.5 at Kansas City (1/6/18)

20 TACKLES IN A GAME

Against the Baltimore Ravens on Nov. 5, 2017, **Wesley Woodyard** was credited with 20 tackles, as determined by the defensive coaching staff's film review*. He had 13 solo stops and seven assists.

In the "Titans era" (since 1999), Woodyard became the team's first player to record 20 tackles in a game. Previously, former linebackers **Brad Kassell** (Jan. 2, 2005 vs. Detroit) and **Keith Bulluck** (Sept. 28, 2003 at Pittsburgh) shared the distinction of having the most tackles in a single game during the Titans era with 19 each.

Prior to Woodyard's performance in 2017, the last Titans player to have as many as 16 tackles in a game was **Avery Williamson** against the Carolina Panthers on Nov. 15, 2015. At the time, Williamson was only the ninth player to record 16 tackles in a game, and he was the first to accomplish the feat since **Michael Griffin** had 18 total stops at San Diego on Sept. 16, 2012.

Most total tackles in a game by a Titans defender, 1999–present (all totals from coaches' film review):

Player	Date	Opponent	Total Tackles*
1. Wesley Woodyard	Nov. 5, 2017	Baltimore	20
2. Brad Kassell	Jan. 2, 2005	Detroit	19
Keith Bulluck	Sept. 28, 2003	at Pittsburgh	19
4. Michael Griffin	Sept. 16, 2012	at San Diego	18
Jordan Babineaux	Oct. 23, 2011	Houston	18
6. Stephen Tulloch	Dec. 5, 2010	Jacksonville	17
Peter Sirmon	Dec. 7, 2003	Indianapolis	17
8. Kevin Byard	Dec. 22, 2018	Washington	16
Avery Williamson	Nov. 15, 2015	Carolina	16
Keith Bulluck	Oct. 5, 2003	at New England	16
Keith Bulluck	Oct. 27, 2002	at Cincinnati	16

* Tackle statistics compiled by coaches often differ from press box tallies from the same game.

MORE TITANS INSIDE LINEBACKERS

53 - ILB DAREN BATES (5-11, 225, 6th Year, Auburn)

➤ **Daren Bates** was signed by the Titans as an unrestricted free agent in the 2017 offseason.

➤ He was named a team captain (special teams) for the first time in his career prior to the 2018 campaign. He played in all 16 games and finished second on the squad with 10 special teams tackles. Additionally, he contributed six tackles as a reserve linebacker.

➤ In 2017, Bates set a career high and ranked second on the team with 16 special teams tackles. He added two stops on special teams during the postseason.

➤ The 5-foot-11 inch, 225-pounder appeared in all 16 games with one start for the Oakland Raiders during the 2016 season, playing primarily on special teams.

➤ Bates was originally signed by the St. Louis Rams as an undrafted free agent following the 2013 NFL Draft.

➤ The Memphis, Tenn., native appeared in 49 games at linebacker and safety over four seasons at Auburn.

2018 Highlights:

➤ **At Miami (9/9)**, led the team with two special teams tackles and attempted an onside kick late in the fourth quarter (recovered by the Dolphins).

➤ **Against Baltimore (10/14)**, recorded a career-high three tackles on defense and added a team-high three stops on special teams.

57 - ILB NIGEL HARRIS (6-2, 25, 2nd Year, South Florida)

➤ **Nigel Harris** spent nine games on the Titans practice squad before being promoted to the 53-man roster on Dec. 20, 2018.

➤ He appeared in two games on special teams for the Titans in 2018.

➤ After spending 2018 training camp with the Tampa Bay Buccaneers, Harris spent two weeks on the practice squad with the Arizona Cardinals before joining the Titans.

➤ Harris entered the NFL as an undrafted free agent with the Los Angeles Chargers in 2017. He played in eight total games as a rookie, including five contests with the Chargers, two for the New York Giants and one for the Buccaneers. His 2017 statistics included nine tackles and three special teams stops.

➤ During his collegiate career at South Florida, Harris played in 47 games and tallied 232 tackles, 27 tackles for loss, eight forced fumbles, 5.5 sacks,

three fumble recoveries and three interceptions.

➤ He is a native of Tampa, Fla.

50 - ILB/OLB NATE PALMER (6-2, 248, 6th Year, Illinois State)

➤ **Nate Palmer** was claimed off waivers by the Titans from the Green Bay Packers on April 11, 2016. He was placed on injured reserve on Aug. 7, 2018.

➤ In 2017, Palmer appeared in 10 contests and contributed three tackles on defense and 10 stops on special teams.

➤ In 2016, Palmer appeared in 14 games and led the team with 12 special teams tackles. On defense he tallied two tackles and one tackle for loss.

➤ Palmer spent his first three NFL seasons with the Green Bay Packers. He appeared in 24 games with 12 starts from 2013-15, while missing the entirety of his second season with an injury. He played both inside and outside linebacker during his time with the Packers.

➤ In 2015, he played in a career-best 16 games with 10 starts for Green Bay and registered career highs with 80 tackles, a sack, two quarterback pressures and three passes defended.

➤ The Chicago, Ill., native was originally selected by the Green Bay Packers in the sixth round (193rd overall) of the 2013 NFL Draft.

➤ Palmer started all 24 games during his two seasons at Illinois State (2011-12) after playing his first two collegiate seasons at the University of Illinois (2009-10).



OUTSIDE LINEBACKERS

No.	Name	Ht	Wt	Exp	College
44	Correa, Kamalei	6-3	241	3	Boise State
56	Finch, Sharif	6-4	250	R	Temple
58	Landry III, Harold	6-2	252	R	Boston College
45	Lewis, LaTroy	6-3	255	1	Tennessee
91	Morgan, Derrick	6-4	261	9	Georgia Tech
98	Orakpo, Brian	6-4	257	10	Texas

#58 • OLB HAROLD LANDRY III

[CLICK FOR COMPLETE BIO](#)

Outside linebacker **Harold Landry III** (6-2, 252) was selected by the Titans in the second round (41st overall) of the 2018 NFL Draft. The Titans traded up 16 spots in the second round (57 to 41) in order to take the former Boston College standout.

As a rookie in 2018, he played in 15 games with three starts. His 4.5 sacks tied for third place on the team, and he also tied for second on the defense with 18 quarterback pressures. He added 46 tackles, two tackles for loss, two passes defended and one forced fumble.

In 46 career games playing defensive end for Boston College, Landry totaled 160 tackles, 26 sacks, 47.5 tackles for loss, seven passes defended, 10 forced fumbles, one fumble recovery and one interception. His 26 career sacks were exceeded in school history by only Mathias Kiwanuka (37.5 from 2002-05).

As a senior in 2017, Landry played and started eight games before a season-ending ankle injury ended his year. He finished second on the team with five sacks and totaled 38 tackles, 8.5 tackles for loss and two passes defended.

In 2016, Landry set the school's single-season record with 16.5 sacks, which led the nation. He added seven forced fumbles, which also led the country, while his 22 tackles for loss ranked fifth nationally and ranked second all-time for the Eagles. His numerous honors included Walter Camp second-team All-America, AP second-team All-America and second-team All-ACC by the Atlantic Coast Sports Media Association and the league's head coaches.

He is a native of Spring Lake, N.C.

2018 Highlights:

➤ **At Miami (9/9)**, he was inactive with an ankle injury.





#91 • OLB DERRICK MORGAN

[CLICK FOR COMPLETE BIO](#)



Derrick Morgan (6-4, 261) completed his ninth NFL season in 2018. He was selected by the Titans with the 16th overall draft choice in the 2010 NFL Draft, and in March 2015, he was re-signed as an unrestricted free agent.

Through the 2018 campaign, Morgan ranked 10th in franchise history with 44.5 career sacks, a total that also ranked second for the Titans from 2010–2017 behind only **Jurrell Casey**.

Morgan's 2018 totals included 37 tackles, 0.5 sacks, 11 quarterback pressures, three passes defended and one fumble recovery in 13 games (12 starts).

In 2017, Morgan played in 14 games (all starts) and led the team with 7.5 sacks. It was his fifth career season with at least six sacks. He finished second on the team and set a career high with 59 quarterback pressures. During the playoffs, he registered eight tackles, one sack and six quarterback pressures in two games.

In 2016, Morgan started 15 games and set a career high with nine sacks, which ranked sixth among AFC linebackers. He also led the team and set a career high with 56 quarterback pressures, more than doubling his previous career high of 27 quarterback pressures in 2014.

Morgan's 2015 campaign came to an end when he was placed on injured reserve on Dec. 17 with a shoulder injury. Prior to the injury, he appeared in 10 games and registered 34 tackles, 4.5 sacks, 13 quarterback pressures, six tackles for loss, two passes defended and a forced fumble.

In 2014, Morgan produced at the time the biggest numbers of his career after switching from a 4-3 defensive end to a 3-4 outside linebacker. He started all 16 games for the second time in his career and led the squad with 6.5 sacks. His 27 quarterback pressures and 13 tackles for loss tied for the team lead and set new career highs. Also, his nine passes defended and two forced fumbles set career highs.

In 2013, Morgan played in 15 games with 14 starts at defensive end and ranked second on the team with six sacks, eight quarterback pressures and three tackles for loss (tied). His totals also included 54 tackles, one pass defended, one forced fumble and one fumble recovery.

In 2012, Morgan started all 16 games for the first time in his career and led the Titans with 6.5 sacks and 19 quarterback pressures. He also set a career high with 68 tackles and added five tackles for loss, five passes defended, a forced fumble and a fumble recovery.

Morgan played in 15 games in 2011 and led the Titans with 20 quarterback pressures. He added 47 tackles, 2.5 sacks, three tackles for loss and two passes defended.

As a rookie, an ACL tear ended his season after only four games.

In three seasons at Georgia Tech, the Coatesville, Pa., native totaled 115 tackles, 19.5 sacks, 29.5 tackles for loss, five passes defended, six fumble recoveries and two forced fumbles in 39 games. He started the final 27 consecutive games of his college career at left defensive end. Prior to entering the NFL after his junior season, he was named the ACC Defensive Player of the Year with an ACC-high 12.5 sacks.

2018 Highlights:

- **At Miami (9/9)**, recorded two tackles.
- **Against Houston (9/16)**, posted five tackles and one quarterback pressure.
- **At Jacksonville (9/23)**, led the team with three quarterback pressures and added two tackles and a pass defended.
- **Against Philadelphia (9/30)**, registered two tackles, three quarterback pressures and one fumble recovery. He recovered a fumble by Carson Wentz in the fourth quarter (caused by Harold Landry III), leading to a Titans field goal.
- **At Buffalo (10/7)**, tallied a pair of tackles and one pass defended.
- **Against Baltimore (10/14)**, left the game in the second quarter with a shoulder injury.
- **Against the Los Angeles Chargers in London (10/21)**, at Dallas (11/5) and against New England (11/11), he was inactive with a shoulder injury.
- **At Indianapolis (11/18)**, posted two tackles in his first game back from a shoulder injury. He recorded his 100th career start.
- **At Houston (11/26)**, notched four tackles and a half sack on Monday Night Football. In the first quarter, he and Jayon Brown combined to sack Deshaun Watson for an 11-yard loss.
- **Against the New York Jets (12/2)**, totaled three tackles.

- **Against Houston (9/16)**, made his regular season NFL debut and posted one tackle and two quarterback pressures.
- **At Jacksonville (9/23)**, tallied three tackles and one quarterback pressure.
- **Against Philadelphia (9/30)**, totaled four tackles, one sack, one quarterback pressure, one tackle for loss and one forced fumble. In the fourth quarter, he recorded his first career sack and first career forced fumble on a game-changing play. He knocked the ball out of the hands of quarterback Carson Wentz, and the ball was recovered by Derrick Morgan to help set up a Titans field goal.
- **At Buffalo (10/7)**, tallied a pair of tackles, one quarterback pressure and one stop on special teams.
- **Against Baltimore (10/14)**, posted two tackles and one pass defended.
- **Against the Los Angeles Chargers in London (10/21)**, registered two tackles and added a stop on special teams.
- **At Dallas (11/5)**, totaled four tackles, one sack, one quarterback pressure and one tackle for loss. In the fourth quarter, he dropped Dak Prescott for an eight-yard sack.
- **Against New England (11/11)**, registered two tackles and one quarterback pressure.
- **At Indianapolis (11/18)**, totaled three tackles, one quarterback pressure and one stop on special teams.
- **At Houston (11/26)**, posted six tackles and a half sack on Monday Night Football. In the third quarter, he and Brian Orakpo took down Deshaun Watson for an eight-yard sack.
- **Against the New York Jets (12/2)**, matched his season high with six tackles.
- **Against Jacksonville (12/6)**, registered one pass defended and one special teams tackle on Thursday Night Football.
- **At the New York Giants (12/16)**, recorded his first career start and was credited with two tackles and a team-high nine quarterback pressures.
- **Against Washington (12/22)**, totaled five tackles and a sack. In the fourth quarter, he sacked Josh Johnson for a 10-yard loss on third down.
- **Against Indianapolis (12/30)**, sacked Andrew Luck for a seven-yard loss on a third down in the fourth quarter.

Landry's 2018/Career Statistics:

Year	GP	GS	Tackle	Sack	TFL	QBP	Int	PD	FF	FR
2018	15	3	46	4.5	2	18	0	2	1	0

Landry's Regular Season Single-Game Highs:

Tackles - 6 (Twice, last vs. New York Jets, 12/2/18)
Sacks - 1 (Four times, last vs. Indianapolis, 12/30/18)
Quarterback Pressures - 9 at N.Y. Giants (12/16/18)
Forced Fumbles - 1 vs. Philadelphia (9/30/18)

Landry's College Defensive Statistics:

Year	Team	GP	GS	Tackle	Sack	TFL	Int	PD	FF	FR
2014	BC	13	0	11	0.0	1.5	0	0	0	0
2015	BC	12	11	60	4.5	15.5	0	0	3	1
2016	BC	13	12	51	16.5	22.0	1	5	7	0
2017	BC	8	8	38	5.0	8.5	0	2	0	0
Totals		46	31	160	26.0	47.5	1	7	10	1

- **Against Jacksonville (12/6)**, registered six tackles and one quarterback pressure on Thursday Night Football.
- **At the New York Giants (12/16)**, posted two tackles and two quarterback pressures.
- **Against Washington (12/22)**, tallied five tackles and one quarterback pressure.
- **Against Indianapolis (12/30)**, notched two tackles and one pass defended on Sunday Night Football.

Morgan's Career Regular Season Statistics:

Year	GP	GS	Tackle	Sack	TFL	QBP	Int	PD	FF	FR
2010	4	0	10	1.5	0	1	0	1	0	0
2011	15	10	47	2.5	3	20	0	2	0	0
2012	16	16	68	6.5	5	19	0	5	1	1
2013	15	14	54	6.0	3	8	0	1	1	1
2014	16	16	82	6.5	13	27	0	9	2	0
2015	10	9	34	4.5	6	13	0	2	1	0
2016	15	15	50	9.0	4	56	0	1	0	0
2017	14	14	40	7.5	7	59	0	2	0	2
2018	13	12	37	0.5	0	11	0	3	0	1
Totals	118	106	420	44.5	41	214	0	26	5	5

Morgan's Career Postseason Statistics:

Year	GP	GS	Tackle	Sack	TFL	QBP	Int	PD	FF	FR
2017	2	2	8	1.0	1	6	0	0	0	0

Morgan's Regular Season Single-Game Highs:

Tackles - 13 at Philadelphia (11/23/14)
Sacks - 2 (Four times, last at Miami, 10/9/16)
Quarterback Pressures - 9 (Twice, last at Indianapolis, 11/20/16)
Fumble Recovery - 2 vs. Cincinnati (11/12/17)
Forced Fumble - 1 (Four times, last at Jacksonville, 12/18/14)
Tackles For Loss - 3 (Twice, last vs. Indianapolis, 12/28/14)

Morgan's Playoff Single-Game Highs:

Tackles - 7 at Kansas City (1/6/18)
Sacks - 1 at Kansas City (1/6/18)
Quarterback Pressures - 4 at Kansas City (1/6/18)
Tackles For Loss - 1 at Kansas City (1/6/18)

TITANS SACK LEADERS SINCE 2010

Since entering the NFL in 2010 as a first-round pick, **Derrick Morgan** ranks second behind defensive lineman **Jurrell Casey** for the team lead in sacks.

Morgan had at least 4.5 sacks in every season from 2012 through 2017.

Most sacks among Titans players, 2010–2018:

Player	Sacks
1. Jurrell Casey	46.0
2. Derrick Morgan	44.5
3. Brian Orakpo	26.0
4. Karl Klug	21.5
5. Wesley Woodyard	19.0
5. Jason Babin	12.5

**FRANCHISE SACK LEADERS**

Derrick Morgan ranks among the franchise's all-time leaders in career sacks. He moved ahead of **Kyle Vanden Bosch** (38.5) on the all-time list at Houston on Oct. 1, 2017.

Most career sacks, franchise history:

Player	Position	Seasons	Sacks*
1. Elvin Bethea	DE	1968–83	105.0
2. Ray Childress	DT	1985–95	75.5
3. Jesse Baker	DE	1979–87	66.0
4. William Fuller	DE	1986–93	59.0
5. Sean Jones	DE	1988–93	57.5
6. Jevon Kearse	DE	1999–03, 2008–09	52.0
7. Robert Brazile	LB	1975–84	48.0
8. Jurrell Casey	DT	2011–18	46.0
9. Ted Washington	LB	1973–82	45.0
10. Derrick Morgan	OLB	2010–18	44.5

* Individual sacks became an official statistic in 1982. Sacks recorded prior to 1982 are unofficial.

FIVE SEASONS WITH SIX SACKS

Derrick Morgan has posted at least six sacks in five different seasons since the Titans made him the 16th-overall pick in the 2010 NFL Draft.

From the time individual sacks became an official NFL statistic in 1982 until now, there have only been three players with the Titans/Oilers who have reached the six-sack mark more often than Morgan: defensive linemen **Ray Childress** (eight seasons with at least six sacks), **William Fuller** (six) and **Sean Jones** (six). Morgan is the first "Titans era" player (1999–present) with five seasons of at least six sacks.

Most seasons with six or more sacks with the Titans/Oilers, 1982–2018:

Player (Position)	Seasons with 6.0 Sacks
1. Ray Childress (DE/DT)	8
2. William Fuller (DE)	6
Sean Jones (DE)	6
4. Derrick Morgan (DE/OLB)	5
5. Jurrell Casey (DT)	4
Jevon Kearse (DE)	4
7. Kyle Vanden Bosch (DE)	3

SACKS BY TITANS/OILERS LINEBACKERS

In 2016, outside linebackers **Brian Orakpo** and **Derrick Morgan** turned in two of the top sack totals in franchise history among linebackers. Orakpo's current sack total is the highest by a Titans/Oilers linebacker since sacks became an official statistic in 1982. Morgan was not far from Orakpo's pace and was second in team annals among linebackers.

Prior to the 2014 season, Morgan switched from a 4-3 defensive end to a 3-4 outside linebacker, and in his first season in the new position, he led the team with 6.5 sacks.

In 2015, Orakpo arrived in Tennessee and registered seven sacks.

Most sacks in a season by franchise linebackers since 1982:

Linebacker	Season	Sacks
1. Brian Orakpo	2016	10.5
2. Derrick Morgan	2016	9.0
3. Lamar Lathon	1994	8.5
4. Johnny Meads	1988	8.0
5. Derrick Morgan	2017	7.5
6. Brian Orakpo	2017	7.0
Brian Orakpo	2015	7.0
8. Derrick Morgan	2014	6.5
Robert Brazile	1982	6.5
10. Jayon Brown	2018	6.0
Akeem Ayers	2012	6.0
Mike Barrow	1996	6.0
Eddie Robinson	1999	6.0

#98 • OLB BRIAN ORAKPO

[CLICK FOR COMPLETE BIO](#)

Outside linebacker **Brian Orakpo** (6-4, 257) completed his 10th NFL season and his fourth campaign with the Titans in 2018. He was signed as an unrestricted free agent on March 13, 2015.

Following the 2018 season, Orakpo announced his retirement from the NFL. It capped a career in which he accumulated 66.0 sacks, which ranked 18th among all active players at the time of his retirement.

His career totals also included 530 tackles, 330 quarterback pressures, 75 tackles for loss, one interception, 32 passes defended, 12 forced fumbles and four fumble recoveries in 132 games (all starts) with the Titans and Washington Redskins.

In 2018, Orakpo played and started 13 games, totaling 40 tackles, 1.5 sacks, 15 quarterback pressures, three tackles for loss, three passes defended, one forced fumble and one fumble recovery.

In his first three years in Tennessee, Orakpo was the only Titans player to start all 48 games, and he led the team over that period with a total of 24.5 sacks. His teammates voted him a defensive captain in each of those seasons.

In 2017, Orakpo led the defense with a career-high 73 quarterback pressures and ranked second on the squad with seven sacks. He added 10 tackles for loss, two passes defended and three forced fumbles. During the playoffs, he led the team with 1.5 sacks and tied for the team lead with six quarterback pressures.

In 2016, he led the defense with 10.5 sacks, the second-highest total of his career. He ranked second on the team with a career-high 49 quarterback pressures and added 55 tackles, four tackles for loss, five passes defended and one forced fumble. At the conclusion of the year, he was named to his fourth career Pro Bowl (first with the Titans).

In 2015, Orakpo started all 16 games for the first time since 2011. His seven sacks tied for the team lead, and he led the squad with 37 quarterback pressures and 12 tackles for loss.

Orakpo spent the previous six years as a member of the Washington Redskins, who selected him in the first round (13th overall) of the 2009 NFL Draft. During his time in Washington, Orakpo was named to the Pro Bowl three times (2009, 2010 and 2013). His career totals in Washington included 40 sacks, 255 tackles, one interception, 17 passes defended, six forced fumbles and three fumble recoveries in 71 starts. He recorded eight multi-sack games.

As a rookie in 2009, he earned Pro Bowl honors and set a Redskins rookie record with 11 sacks, which also led all NFL rookies.

For each of his first three seasons in Washington, Orakpo led or tied for the team lead in sacks, but he missed most of the 2012 and 2014 seasons with pectoral injuries.

In 2013, he earned his third Pro Bowl selection, as he registered 10 sacks, 60 tackles, one interception return for touchdown, 18 quarterback hits, 16 tackles for loss and two fumble recoveries.

A native of Houston, Texas, Orakpo was drafted by the Redskins out of the University of Texas, where he finished his college career with 22 sacks. He was as a multiple award winner in college, including the Nagurski (nation's top defensive player), Lombardi (nation's top lineman) and the Hendricks (nation's top defensive end). He was a part of the Texas team that won the National Title at the conclusion of the 2005 season.

2018 Highlights:

- **At Miami (9/9)**, registered three tackles, including a tackle for loss.
- **Against Houston (9/16)**, posted one tackle and two quarterback pressures.
- **At Jacksonville (9/23)**, totaled two tackles, one pass defended and a fumble recovery. He fell on a Jacksonville fumble on the final play of the game to seal the victory, registering his fourth career fumble recovery.
- **Against Philadelphia (9/30)**, totaled five tackles and his 12th career forced fumble. He forced a fumble against wide receiver Nelson Agholor in the third quarter, but the ball went out of bounds. In the game, he went over the 500 total tackle mark for his career.
- **At Buffalo (10/7)**, posted six tackles, including one tackle for loss.
- **Against Baltimore (10/14)**, tallied seven tackles and three quarterback pressures.
- **Against the Los Angeles Chargers in London (10/21)**, registered one tackle and two quarterback pressures.



- **At Dallas (11/5)**, totaled two tackles, one sack, three quarterback pressures and one pass defended on Monday Night Football. In the fourth quarter, he forced Dak Prescott out of bounds for a two-yard sack.
- **Against New England (11/11)**, posted four tackles, one quarterback pressure and one tackle for loss.
- **At Houston (11/26)**, recorded six tackles and a half sack on Monday Night Football. In the third quarter, he and Harold Landry III took down Deshaun Watson for an eight-yard sack.
- **Against the New York Jets (12/2)**, tallied a quarterback pressure and a pass defended.
- **Against Jacksonville (12/6)**, registered two tackles and two quarterback pressures on Thursday Night Football.
- **At the New York Giants (12/16)**, missed his first start and his first game since joining the Titans as an unrestricted free agent in 2015. He was inactive at New York with an elbow injury. The last NFL game he missed was the 2014 season finale as a member of the Washington Redskins. Until the Giants game, he had the Titans' longest active starting streak at 61 consecutive games, which also ranked third among NFL linebackers behind only Ryan Kerrigan (125 consecutive starts) and Von Miller (78).
- **Against Washington (12/22) and against Indianapolis (12/30)**, he was inactive with an elbow injury.

Orakpo's Career Regular Season Statistics:

Year	Team	GP	GS	Tackle	Sack	TFL	QBP	Int	PD	FF	FR
2009	Was	16	16	61	11.0	13	20	0	1	1	0
2010	Was	15	15	78	8.5	9	47	0	2	1	0
2011	Was	16	16	66	9.0	7	35	0	5	3	1
2012	Was	2	2	8	1.0	1	3	0	3	1	0
2013	Was	15	15	70	10.0	15	42	1	5	0	2
2014	Was	7	7	28	0.5	1	9	0	1	0	0
2015	Ten	16	16	64	7.0	12	37	0	5	1	0
2016	Ten	16	16	55	10.5	4	49	0	5	1	0
2017	Ten	16	16	60	7.0	10	73	0	2	3	0
2018	Ten	13	13	40	1.5	3	15	0	3	1	1
Totals		132	132	530	66.0	75	330	1	32	12	4

Orakpo's Career Postseason Statistics:

Year	Team	GP	GS	Tackle	Sack	TFL	QBP	Int	PD	FF	FR
2017	Ten	2	2	5	1.5	1	6	0	0	0	0

Orakpo's Regular Season Single-Game Highs:

Tackles - 8 (Four times, last at Miami, 10/9/16)
Sacks - 4 at Oakland (12/13/09)
Interceptions - 1 vs. Chicago (10/20/13)
Forced Fumble - 1 (12 times, last vs. Philadelphia, 9/30/18)
Fumble Recovery - 1 (Four times, last at Jacksonville, 9/23/18)
Passes Defended - 3 at New Orleans (9/9/12)

Orakpo's Playoff Single-Game Highs:

Tackles - 3 at Kansas City (1/6/18)
Sacks - 1.5 at Kansas City (1/6/18)
Quarterback Pressures - 3 (Twice, last at New England, 1/13/18)
Tackles for Loss - 1 at Kansas City (1/6/18)

SACKS BY LINEBACKERS, 2015-2017

From the time **Brian Orakpo** arrived in Tennessee in 2015 through the 2017 campaign, he registered 24.5 sacks. During that period, only three other NFL linebackers exceeded his sack total: **Chandler Jones** (40.5), **Von Miller** (34.5) and **Ryan Kerrigan** (33.5).

Most sacks by NFL linebackers from 2015–2017:

Player	Sacks
1. Chandler Jones	40.5
2. Von Miller	34.5
3. Ryan Kerrigan	33.5
4. Brian Orakpo	24.5
Vic Beasley Jr.	24.5
6. Nick Perry	21.5
7. Derrick Morgan	21.0
Justin Houston	21.0
9. Bruce Irvin	20.5
Whitney Mercilus	20.5
Preston Smith	20.5

SACKS BY AFC LINEBACKERS IN 2016

In 2016, Titans outside linebacker **Brian Orakpo** tied for 13th in the NFL with 10.5 sacks, and he was ninth among all linebackers.

In the AFC, Orakpo's sack total ranked sixth overall and fourth among linebackers.

Sack leaders in 2016 among AFC linebackers:

Player	Team	Sacks
1. Von Miller	Den	13.5
2. Lorenzo Alexander	Buf	12.5
3. Erik Walden	Ind	11.0
4. Brian Orakpo	Ten	10.5
5. Dee Ford	KC	10.0
6. Derrick Morgan	Ten	9.0
7. Melvin Ingram	SD	8.0
Shane Ray	Den	8.0
Terrell Suggs	Bal	8.0
10. Whitney Mercilus	Hou	7.5

#44 • OLB KAMALEI CORREA

[CLICK FOR COMPLETE BIO](#)

Outside linebacker **Kamalei Correa** (pronounced KAH-mah-lay corr-A-uh; 6-3, 241) completed his third NFL season and his first season with the Titans in 2018. He was acquired by the Titans in a trade with the Baltimore Ravens on Aug. 28, 2018. The Titans sent a sixth-round pick to the Ravens in the deal.

Correa played in 13 games in 2018 and set career highs with four starts, 27 tackles, 3.5 sacks, five quarterback pressures, four tackles for loss and one forced fumble (tied).

Correa was a second-round selection (42nd overall) by the Ravens in the 2016 NFL Draft. Over his first two years in the NFL, he played in 25 games, including four starts, and totaled 11 tackles, one forced fumble and eight special teams stops.

In 2017, Correa appeared in all 16 games with three starts for the Ravens, recording eight tackles and one pass defended.

As a rookie in 2016, he played in nine games with one start. He posted three tackles, one pass defended and one forced fumble for the league's seventh ranked defense before finishing the campaign on injured reserve (ribs).

An all-conference performer at Boise State, he totaled 27 starts and 40 games over his three-year college career. His statistics with the Broncos included 110 career tackles, 20 sacks, 31.5 tackles for loss and five forced fumbles.

A native of Honolulu, Hawaii, he was a high school teammate with Titans quarterback Marcus Mariota at the Saint Louis School.



2018 Highlights:

- **At Miami (9/9)**, recorded his fifth NFL start and his first career sack in his first game with the Titans. He sacked Ryan Tannehill for an eight-yard loss in the fourth quarter and totaled three tackles with one tackle for loss.
- **Against Houston (9/16)**, credited with four tackles, one sack, one quarterback pressure and one tackle for loss. He recorded a five-yard sack of Deshaun Watson in the third quarter, notching his second sack in as many weeks.
- **At Jacksonville (9/23)**, he was inactive due to a back injury.
- **Against Philadelphia (9/30)**, posted one tackle.
- **Against Baltimore (10/14)**, set a career high with five tackles.
- **Against the Los Angeles Chargers in London (10/21)**, started and tallied three tackles, a half sack and one tackle for loss. In the third quarter, he combined with Jurrell Casey to take down Philip Rivers for an eight-yard sack.
- **At Dallas (11/5)**, totaled four tackles, one quarterback pressure and one tackle for loss on Monday Night Football.
- **Against New England (11/11)**, notched one tackle and one quarterback pressure.
- **At Houston (11/26)**, recorded one tackle on Monday Night Football.
- **At the New York Giants (12/16)**, tallied one tackle, one sack and one forced fumble. In the third quarter, he was credited with a two-yard sack of Eli Manning and forced a fumble on the play. The ball was recovered by defensive tackle Jurrell Casey at the New York 15-yard line, leading to a touchdown on Tennessee's ensuing possession.

Correa's Career Regular Season Statistics:

Year	Team	GP	GS	Tackle	Sack	TFL	QBP	Int	PD	FF	FR
2016	Bal	9	1	3	0.0	NA	NA	0	1	1	0
2017	Bal	16	3	8	0.0	NA	NA	0	1	0	0
2018	Ten	13	4	27	3.5	4	5	0	0	1	0
Totals		38	8	38	3.5	NA	NA	0	2	2	0

Correa's Regular Season Single-Game Highs:

- Tackles** - 5 vs. Baltimore (10/14/18)
- Sacks** - 1 (Twice, last vs. Houston, 9/16/18)
- Forced Fumbles** - 1 at N.Y. Jets (10/23/16)

MORE TITANS OUTSIDE LINEBACKERS

56 - OLB SHARIF FINCH (6-4, 250, Rookie, Temple)

➤ **Sharif Finch** was signed by the Titans as an undrafted free agent on May 11, 2018.

➤ As a rookie, he appeared in 15 games and totaled 22 tackles, 1.5 sacks, two quarterback pressures, two tackles for loss, two forced fumbles and one fumble recovery. Additionally, he ranked fifth on the team with seven special teams tackles.

➤ Finch's 206 defensive snaps (including penalty snaps) ranked third among all undrafted rookie linebackers in 2018, and his defensive snap count also topped all other Titans undrafted rookies going back to 2005. Sean Conover owned the mark from 2005–2017 with 189 defensive snaps in 2006.

➤ Finch appeared in 53 games with 25 starts over five seasons at Temple. His career numbers included 144 total tackles, 32.0 tackles for loss, 14.5 sacks, two interceptions for 91 yards and a score, five forced fumbles and four fumble recoveries with one touchdown. Additionally, he became the NCAA leader for career punt blocks with five. His 53 games played tied for first place in program history.

➤ He was awarded a single-digit jersey number (6) as a senior at Temple, which are awarded to the team's toughest players.

➤ As a fifth-year senior in 2017, he played in 13 contests with 12 starts. He tallied 55 tackles, 15.5 tackles for loss, 8.5 sacks, one pass defended, one forced fumble and one fumble recovery. His team-leading 8.5 sacks set a single-season career high. He earned Second Team All-American Athletic Conference and ECAC first-team All-East recognition.

➤ Granted a medical redshirt in 2016 after four games.

➤ Finch is a native of Henrico, Va.

2018 Highlights:

➤ **At Miami (9/9)**, made his NFL regular season debut.

➤ **Against Philadelphia (9/30)**, recorded his first career sack in the second quarter, taking down Carson Wentz for a nine-yard loss. He totaled two tackles in the victory.

➤ **Against New England (11/11)**, totaled three tackles, one quarterback pressure and one tackle for loss. He also led the team with three special teams tackles.

➤ **At Indianapolis (11/18)**, registered two tackles, one forced fumble (ball bounced out of bounds) and one stop on special teams.

➤ **At Houston (11/26)**, led the squad with two special teams tackles and added a stop on defense on Monday Night Football.

➤ **Against Jacksonville (12/6)**, totaled two tackles, a half sack, one forced fumble and one fumble recovery on Thursday Night Football. In the third quarter, he combined with Jurrell Casey on an 11-yard sack of quarterback Cody Kessler, and Kessler lost the ball on the play. Finch was credited with his second career forced fumble and his first career fumble recovery. On the ensuing play, the Titans scored on a 54-yard run by Derrick Henry.

➤ **At the New York Giants (12/16)**, registered two tackles before leaving the game in the third quarter with a shoulder injury.

➤ **Against Washington (12/22)**, he was inactive with a shoulder injury.

➤ **Against Indianapolis (12/30)**, registered two tackles.

45 - OLB LaTROY LEWIS (6-3, 255, 1st Year, Tennessee)

➤ **LaTroy Lewis** was promoted by the Titans from the practice squad on Dec. 24, 2018. He originally joined the club's practice squad on Oct. 2. He did not play in a game in 2018.

➤ Lewis entered the NFL with the Oakland Raiders as an undrafted free agent in 2017. He was waived following his first training camp and was signed to the Houston Texans practice squad. He then joined the Texans active roster and tallied three tackles, one sack, one quarterback hit and one tackle for loss in two games played. He was released by Houston at the end of 2018 training camp.

➤ The Akron, Ohio, native played his college football at the University of Tennessee, where he played in 44 games with 10 starts. His collegiate totals included 77 tackles, 12 tackles for loss, 4.5 sacks and one forced fumble.

➤ As a senior with the Volunteers, he saw action in 12 games, recording four starts at defensive end and defensive tackle. He set career highs with 36 tackles, four tackles for loss, 2.5 sacks and one fumble recovery.



TITANS CORNERBACKS

No.	Name	Ht	Wt	Exp	College
21	Butler, Malcolm	5-11	190	5	West Alabama
20	Durden, Kenneth	6-1	180	1	Youngstown State
25	Jackson, Adoree'	5-11	185	2	Southern California
46	Kalu, Joshua	6-0	203	R	Nebraska
26	Ryan, Logan (IR)	5-11	195	6	Rutgers
36	Sims, LeShaun	6-0	203	3	Southern Utah
23	Smith, Tye (IR)	6-0	195	3	Towson

#21 • CB MALCOLM BUTLER

[CLICK FOR COMPLETE BIO](#)



Cornerback **Malcolm Butler** (5-11, 190) completed his fifth NFL season and his first campaign with the Titans in 2018. He was signed by the Titans as an unrestricted free agent on March 16, 2018.

Butler led the Titans with 13 passes defended in his first season as a Titan and was second on the team with three interceptions, which included an interception return for a touchdown. He added 56 tackles, one sack, one quarterback pressure, three tackles for loss and one forced fumble in 16 games (11 starts).

Prior to his arrival in Tennessee, Butler spent the first four seasons of his career with the New England Patriots. During his time in New England, he appeared in 59 career regular season games with 48 starts and amassed 204 tackles, eight interceptions, 47 passes defended, four forced fumbles and two fumble recoveries.

Butler appeared in 11 career playoff games with seven starts with the Patriots. He started all three postseason contests on the Patriots' run to the Super Bowl LI title in 2016 and made the crucial, game-winning interception at the goal line in New England's Super Bowl XLIX victory over the Seattle Seahawks to conclude the 2014 campaign.

In 2017, he played in all 16 games during the regular season with 15 starts and amassed 60 tackles, two interceptions, a sack, 12 passes defended and three forced fumbles. He saw action in all three postseason games (two starts) and posted four tackles.

In 2016, Butler earned his second consecutive Pro Bowl invitation and was named Associated Press second-team All-Pro after starting all 16 regular season games and recording 63 tackles, one sack, a career-high four interceptions and 17 passes defended.

As a rookie free agent in 2014, Butler was involved in one of the most memorable plays in Super Bowl history. With 26 seconds remaining against



the Seattle Seahawks in Super Bowl XLIX, he intercepted a pass intended for Ricardo Lockette at the goal line, preventing a go-ahead touchdown by the Seahawks and sealing New England's championship victory.

The Vicksburg, Miss., native was originally signed by the New England Patriots on May 19, 2014, following two seasons at the University of West Alabama, where he was a two-time first team All-Gulf South Conference selection at cornerback. He transferred to West Alabama from Hinds (Miss.) Community College.

2018 Highlights:

- **At Miami (9/9)**, totaled five tackles, one tackle for loss and an interception in his first game with the Titans. With the Dolphins deep in scoring territory midway through in the third quarter, on a Ryan Tannehill pass to tight end Mike Gesicki in the end zone, Butler tipped the ball in the air and then snared it for his ninth career interception. He was credited with an interception return of 34 yards, which set a new career long.
- **Against Houston (9/16)**, recorded six tackles and two passes defended.
- **At Jacksonville (9/23)**, posted three tackles.
- **Against Philadelphia (9/30)**, totaled seven tackles, one sack and one forced fumble. In the first quarter, he recorded his first sack with the Titans and the third sack of his career, dropping Carson Wentz for a nine-yard loss. He forced a fumble against Alshon Jeffery in the second quarter, but the ball went out of bounds.
- **Against Baltimore (10/14)**, registered three tackles and a team-high two passes defended.
- **Against the Los Angeles Chargers in London (10/21)**, recorded one tackle.
- **At Dallas (11/5)**, tallied three tackles on Monday Night Football.
- **Against New England (11/11)**, tallied three tackles.
- **At Indianapolis (11/18)**, posted two tackles and one pass defended.
- **At Houston (11/26)**, recorded a pair of tackles before leaving the contest with an injury in the second quarter.
- **Against the New York Jets (12/2)**, contributed six tackles, one tackle for loss and one interception. He sealed the victory with his interception in the final minute of the fourth quarter on a pass by Josh McCown, recording his second interception of 2018 and his 10th career interception.
- **Against Jacksonville (12/6)**, totaled four tackles and two passes defended on Thursday Night Football.
- **At the New York Giants (12/16)**, recorded one tackle and one pass defended.
- **Against Washington (12/22)**, credited with three tackles, one tackle for loss, one quarterback pressure and one interception for a touchdown. On the final play of the game, cornerback Malcolm Butler intercepted a Josh Johnson pass and raced 56 yards for his first career touchdown. It was the team's first interception return for a touchdown since Coty Sensabaugh recorded a pick-six at Tampa Bay on Sept. 13, 2015. Butler increased his 2018 total to three interceptions, which is the second-highest single-season total of his career.
- **Against Indianapolis (12/30)**, posted six tackles and two passes defended on Sunday Night Football.

Butler's Career Regular Season Statistics:

Year	Team	GP	GS	Tackle	Sack	TFL	QBP	Int	PD	FF	FR
2014	NE	11	1	14	0.0	NA	NA	0	3	0	0
2015	NE	16	16	67	0.0	NA	NA	2	15	0	0
2016	NE	16	16	63	1.0	NA	NA	4	17	1	2
2017	NE	16	15	60	1.0	NA	NA	2	12	3	0
2018	Ten	16	11	56	1.0	3	1	3	13	1	0
Totals		75	59	260	3.0	NA	NA	11	60	5	2

Butler's Career Postseason Statistics:

Year	Team	GP	GS	Tackle	Sack	TFL	QBP	Int	PD	FF	FR
2014	NE	3	0	4	0.0	NA	NA	1	3	0	0
2015	NE	2	2	12	0.0	NA	NA	0	3	0	0
2016	NE	3	3	11	0.0	NA	NA	0	1	0	0
2017	NE	3	2	10	0.0	NA	NA	0	1	0	0
Totals		11	7	37	0.0	NA	NA	1	8	0	0

Butler's Regular Season Single-Game Highs:

- Tackles** - 9 (Twice, last vs. Seattle 11/13/16)
- Interceptions** - 2 vs. N.Y. Jets (12/24/16)
- Sacks** - 1 (Twice, last vs. Buffalo 12/24/17)
- Passes Defended** - 4 vs. Cincinnati (10/16/16)
- Forced Fumble** - 1 (Five times, last vs. Philadelphia, 9/30/18)
- Fumble Recoveries** - 1 (Twice, last vs. N.Y. Jets 12/24/16)

Butler's Playoff Single-Game Highs:

- Tackles** - 7 at Denver (1/24/15)
- Interceptions** - 1 vs. Seattle (2/1/15)
- Interception Long** - 3 vs. Seattle (2/1/15)
- Passes Defended** - 3 vs. Seattle (2/1/15)

#25 • CB ADOREE' JACKSON

[CLICK FOR COMPLETE BIO](#)



Cornerback **Adoree' Jackson** (5-11, 185) completed his second NFL season in 2018. He was selected by the Titans with the 18th overall pick in the first round of the 2017 NFL Draft.

In 2018, Jackson appeared in all 16 games for the second consecutive season with 13 starts. He set single-season career highs with 69 tackles and two interceptions. His 11 passes defended ranked second on the squad, and he added one quarterback pressure and three tackles for loss. He also handled the team's punt return duties, averaging 9.3 yards on 16 returns.

In 2017, Jackson was the first rookie cornerback for the team in the "Titans era" (1999–present) to record 16 starts. His 1,260 total plays (1,017 defensive snaps, 231 special teams snaps and 12 offensive snaps) ranked second in the NFL among all players behind only Arizona Cardinals safety **Tyrann Mathieu** (1,261).

Jackson's rookie defensive totals included a team-high 23 passes defended, 67 tackles, four tackles for loss, one quarterback pressures and three forced fumbles (tied for team lead). He ranked fifth in the NFL with 290 punt return yards (34 returns), ranked sixth in the NFL with a 23.1-yard kickoff return average (25 returns), and finished sixth with 868 combined kickoff return and punt return yards. He added 55 yards on five rushing attempts.

In three seasons at Southern California, Jackson appeared in 39 games with 36 starts. Although he was a starter at cornerback, he was a three-way threat, contributing as a returner and on offense. He scored 15 total touchdowns during his career in four different ways: via reception (6), interception (1), punt return (4) and kickoff return (4).

Jackson's career defensive totals with the Trojans included 139 tackles, 29 passes defended, six interceptions, six stops for loss, three fumble recoveries and two forced fumbles.

As a return specialist, Jackson notched 79 kickoff returns for 2,141 yards with four touchdowns and 46 punt returns for 578 yards with four touchdowns. He tied two NCAA records with his eight career touchdowns on kick/punt returns and nine touchdowns on all runbacks. He also set Southern California career records for kickoff returns and kickoff return yards.

As a junior in 2016, Jackson was awarded the Jim Thorpe Award as the nation's top defensive back. Additionally, he was a consensus All-American, the 2016 Pac-12 Defensive Player of the Year, a team captain and the team MVP (the first Trojan to repeat as team MVP since 2004-05), and he earned first-team All-Pac-12 honors at two different positions (defensive back and return specialist). He started all 13 games at cornerback and led the team with five interceptions, 11 passes defended and two fumble recoveries. He scored twice on kickoff returns, twice on punt returns and once on offense.

A native of East St. Louis, Ill., Jackson also made his name as a world-



class track athlete. He was a long jumper and sprinter on USC's track team in 2015 and 2016, winning the Pac-12 outdoor long jump title both years (and placing second in the Pac-12 100 meters in 2016) and earning All-American status both years after twice placing fifth in the NCAA long jump. He also placed 10th in the long jump in the U.S. Olympic Trials.

2018 Highlights:

- **At Miami (9/9)**, tallied four tackles. Additionally, in the third quarter, he provided a 26-yard punt return to give the Titans offense possession at the Tennessee 49-yard line.
- **Against Houston (9/16)**, totaled eight tackles, one interception and two passes defended. In the second quarter, on a Deshaun Watson pass intended for DeAndre Hopkins in the end zone, he made a leaping grab to notch his first career interception.
- **At Jacksonville (9/23)**, posted one pass defended and a six-yard punt return before leaving the contest with a concussion in the second quarter.
- **Against Philadelphia (9/30)**, recorded four tackles.
- **At Buffalo (10/7)**, registered two tackles and an interception. In the fourth quarter, he intercepted a Josh Allen pass that was intended for wide receiver Andre Holmes. The turnover led to a field goal for the Titans.
- **Against Baltimore (10/14)**, led the secondary with eight tackles.
- **Against the Los Angeles Chargers in London (10/21)**, recorded one tackle.
- **At Dallas (11/5)**, tallied four tackles on Monday Night Football. He added three punt returns for 11 yards.
- **Against New England (11/11)**, posted five tackles, one tackle for loss and two passes defended. He also totaled 42 yards on three punt returns (14.0 avg.).
- **At Indianapolis (11/18)**, totaled seven tackles.
- **At Houston (11/26)**, recorded three tackles on Monday Night Football. He added two punt returns for 19 yards, including a 16-yard return.
- **Against the New York Jets (12/2)**, registered seven tackles.
- **Against Jacksonville (12/6)**, posted five tackles, one tackle for loss and one pass defended on Thursday Night Football.
- **At the New York Giants (12/16)**, totaled four tackles, one quarterback pressure, one tackle for loss and one pass defended. He added an eight-yard punt return.
- **Against Washington (12/22)**, registered four tackles and two passes defended. He added a 16-yard punt return in the third quarter.
- **Against Indianapolis (12/30)**, recorded three tackles and one pass defended and added 10 yards on two punt returns on Sunday Night Football.

Jackson's Career Regular Season Defensive Statistics:

Year	Team	GP	GS	Tackle	Sack	TFL	QBP	Int	PD	FF	FR
2017	Ten	16	16	67	0.0	4	1	0	23	3	0
2018	Ten	16	13	69	0.0	3	1	2	11	0	0
Totals		32	29	136	0.0	7	2	2	34	3	0

Jackson's Career Regular Season Punt/Kickoff Return Statistics:

Year	Team	PR	Yds	Avg	Lg	TD	KR	Yds	Avg	Lg	TD
2017	Ten	34	290	8.5	46	0	25	578	23.1	57	0
2018	Ten	16	148	9.3	26	0	0	0	0.0	0	0
Totals		50	438	8.8	46	0	25	578	23.1	57	0

Jackson's Career Postseason Defensive Statistics:

Year	Team	GP	GS	Tackle	Sack	TFL	QBP	Int	PD	FF	FR
2017	Ten	2	2	7	0.0	0	0	0	3	0	0

Jackson's Career Postseason Punt/Kickoff Return Statistics:

Year	Team	PR	Yds	Avg	Lg	TD	KR	Yds	Avg	Lg	TD
2017	Ten	4	18	4.5	13	0	6	126	21.0	25	0

Jackson's NFL Regular Season Single-Game Highs:

- Tackles** - 9 at Pittsburgh (11/16/17)
- Interceptions** - 1 (Twice, last at Buffalo, 10/7/18)
- Pass Defended** - 4 vs. Baltimore (11/5/17)
- Punt returns** - 5 vs. Seattle (9/24/17)
- Punt return yards** - 55 at Jacksonville (9/17/17)
- Long punt return** - 46 at Jacksonville (9/17/17)
- Kickoff returns** - 5 at Pittsburgh (11/16/17)
- Kickoff return yards** - 109 vs. L.A. Rams (12/24/17)
- Long kickoff return** - 57 vs. L.A. Rams (12/24/17)

Jackson's NFL Playoff Single-Game Highs:

- Tackles** - 4 at Kansas City (1/6/18)
- Pass Defended** - 2 at New England (1/13/18)
- Punt returns** - 3 at Kansas City (1/6/18)
- Punt return yards** - 18 at Kansas City (1/6/18)
- Long punt return** - 13 at Kansas City (1/6/18)
- Kickoff returns** - 4 at New England (1/13/18)
- Kickoff return yards** - 83 at New England (1/13/18)
- Long kickoff return** - 25 at New England (1/13/18)

MOST TOTAL SNAPS IN 2017

Cornerback **Adoree' Jackson** was on the field more than any other Titans player and almost more than every other NFL player in 2017. He was the first rookie cornerback for the team in the "Titans era" (1999–present) to start all 16 games in the regular season, and he and Buffalo's **Tre'Davious White** were only NFL rookie cornerbacks to record 16 starts in 2017.

Jackson played 1,017 defensive snaps while also serving as the team's primary returner and even lining up on offense occasionally. His 231 special teams snaps and 12 offensive snaps brought his season total to 1,260 total plays.

The only NFL player in 2017 to participate in more plays than Jackson was Arizona Cardinals safety **Tyrann Mathieu**, who recorded 1,261 snaps—1,046 on defense and 215 on special teams. The next-closest rookie behind Jackson was New York Jets safety **Jamal Adams**, who was on the field for 1,205 total plays.

Second-year safety **Kevin Byard** ranked second on the Titans with 1,153 total snaps in 2017.

NFL players with the most total snaps in 2017*:

Player	Team	Pos	Off Snaps	Def Snaps	SpT Snaps	Total Snaps*
1. Tyrann Mathieu	Ari	S	0	1,046	215	1,261
2. Adoree' Jackson	Ten	CB	12	1,017	231	1,260
3. Demario Davis	NYJ	LB	0	1,110	116	1,226
Shaquille Mason	NE	OL	1,133	0	93	1,226
5. Joe Thuney	NE	OL	1,131	0	91	1,222
6. Joe Schobert	Cle	LB	0	1,065	142	1,207
7. Jamal Adams	NYJ	S	0	1,094	111	1,205
8. Nate Solder	NE	OT	1,112	0	92	1,204
9. Robert Alford	Atl	CB	1	1,038	162	1,201
10. Eddie Jackson	Chi	DB	0	1,054	130	1,184

* Does not include plays nullified by penalties

#26 • CB LOGAN RYAN

[CLICK FOR COMPLETE BIO](#)



Cornerback **Logan Ryan** (5-11, 195) completed his sixth NFL season and his second campaign with the Titans in 2018. He was signed by the Titans as an unrestricted free agent on March 11, 2017.

Ryan's 2018 season came to an early conclusion after he suffered a season-ending leg injury on Dec. 16 at the New York Giants. He was placed on injured reserve two days later. Prior to the injury, he played and started in 14 games and collected 85 tackles, a career-high four sacks, one tackle for loss, one quarterback pressure and eight passes defended. At the time of his injury, his four sacks were tied (Minnesota's **Mackensie Alexander**) for the NFL lead among cornerbacks.

Ryan set a career high in 2017 with 15 starts during the regular season and totaled 73 tackles, 14 passes defended, two quarterback pressures, two tackles for loss and one forced fumble. He added 12 tackles, one pass defended and one tackle for loss in two postseason starts.

Ryan spent his first four NFL seasons in New England, where he was a contributor to two Super Bowl titles. He played in 64 games with the Patriots, including 40 starts, and totaled 13 interceptions, 41 passes defended, 251 tackles, two sacks and three forced fumbles. His 13 interceptions from 2013–2016 ranked seventh among NFL corners.

In 2016, Ryan led the Patriots in tackles (92), also adding two interceptions, 11 passes defended and one sack as part of a defense that was ranked first in points allowed and eighth in yards allowed.



In 2013, he played all 16 regular season games with seven starts as a rookie. He led all NFL rookies and tied for the AFC lead with a career-high five interceptions.

A native of Voorhees, N.J., Ryan was a third-round pick by the Patriots in the 2013 NFL Draft following a four-year career at Rutgers. As a cornerback for the Scarlet Knights, he started 27 games and earned All-Big East honors as a junior and senior.

2018 Highlights:

- **At Miami (9/9)**, recorded seven tackles.
- **Against Houston (9/16)**, totaled seven tackles and one sack. In the first quarter, he blitzed and took down Deshaun Watson for a seven-yard loss to record his first sack in a Titans uniform (3.5 career sacks).
- **At Jacksonville (9/23)**, led the secondary with nine tackles.
- **Against Philadelphia (9/30)**, posted two tackles and one pass defended.
- **At Buffalo (10/7)**, registered five tackles, including one tackle for loss.
- **Against Baltimore (10/14)**, tallied seven tackles and one pass defended. On a pass from Joe Flacco that was intended for wide receiver Willie Snead IV, he battled with Snead to tip the ball into the air, and Kevin Byard came down with an interception.
- **Against the Los Angeles Chargers in London (10/21)**, totaled six tackles and a team-high two passes defended.
- **At Dallas (11/5)**, totaled five tackles and one quarterback pressure on Monday Night Football.
- **Against New England (11/11)**, registered seven tackles, one sack and one pass defended. On the final play of the first half, he dropped Tom Brady for a seven-yard loss. His two sacks in 2018 set a career high. In the fourth quarter, with the Patriots facing a fourth down and six yards to go, he batted down Tom Brady's pass to wide receiver Julian Edelman to end a New England possession.
- **At Indianapolis (11/18)**, posted three tackles.
- **At Houston (11/26)**, led the defense with nine tackles on Monday Night Football.
- **Against the New York Jets (12/2)**, recorded six tackles and one pass defended.
- **Against Jacksonville (12/6)**, led the defense with nine tackles, including a sack, on Thursday Night Football. In the fourth quarter, he ended a Jaguars drive with a 14-yard sack on a fourth-and-nine play, increasing his career-high total to three sacks in 2018.
- **At the New York Giants (12/16)**, contributed three tackles, one sack and two passes defended before leaving the contest early in the fourth quarter with a leg injury. In the second quarter, he sacked Eli Manning for a four-yard loss, increasing his career-high total to four sacks in 2018. He recorded a sack in two consecutive games for the first time in his career.
- He was placed on injured reserve on Dec. 18 with a leg injury.

Ryan's Career Regular Season Statistics:

Year	Team	GP	GS	Tackle	Sack	TFL	QBP	Int	PD	FF	FR
2013	NE	16	7	41	1.5	NA	NA	5	10	1	0
2014	NE	16	6	36	0.0	NA	NA	2	6	1	0
2015	NE	16	14	82	0.0	NA	NA	4	14	0	0
2016	NE	16	13	92	1.0	NA	NA	2	11	1	0
2017	Ten	15	15	73	0.0	2	2	0	14	1	0
2018	Ten	14	14	85	4.0	1	1	0	8	0	0
Totals		93	69	409	6.5	NA	NA	13	63	4	0

Ryan's Career Postseason Statistics:

Year	Team	GP	GS	Tackle	Sack	TFL	QBP	Int	PD	FF	FR
2013	NE	2	0	12	0.0	NA	NA	0	0	0	0
2014	NE	3	0	4	0.0	NA	NA	0	1	1	0
2015	NE	2	2	14	0.0	NA	NA	0	1	0	0
2016	NE	3	3	22	1.0	NA	NA	1	4	0	0
2017	Ten	2	2	10	0.0	1	0	0	1	0	0
Totals		12	7	62	1.0	NA	NA	1	7	1	0

Ryan's Regular Season Single-Game Highs:


Tackles - 17 vs. Buffalo (10/2/16)
Interceptions - 2 at Baltimore (12/22/13)
Interception Long - 79t at N.Y. Jets (10/20/13)
Sacks - 1.5 vs. Miami (10/27/13)
Passes Defended - 4 at Denver (11/29/15)
Forced Fumble - 1 (Four times, last vs. Oakland, 9/10/17)

Ryan's Playoff Single-Game Highs:

Tackles - 9 (Three times, last at New England, 1/13/18)
Interceptions - 1 vs. Houston (1/14/17)
Interception Long - 23 vs. Houston (1/14/17)
Sacks - 1 (Twice, last vs. Houston, 9/16/18)
Passes Defended - 3 vs. Houston (1/14/17)
Forced Fumble - 1 vs. Baltimore (1/10/14)

#36 • CB LESHAWN SIMS

CLICK FOR COMPLETE BIO



Cornerback **LeShaun Sims** (6-0, 203) completed his third NFL season in 2018. He was selected by the Titans in the fifth round (157th overall) of the 2016 NFL Draft. The Titans traded up in the fifth round of the draft to secure Sims, dealing sixth-round choices in 2016 and 2017 to the Denver Broncos and getting a fifth-rounder (Reed) and a seventh-round pick in return.

Sims played in all 16 games in 2018 with a pair of starts. His totals included 21 tackles, one quarterback pressure, one tackle for loss and six stops on special teams.

Sims' second NFL season came to a premature end. He was placed on injured reserve on Dec. 22, 2017 after suffering a hamstring injury during the practice week. His season totals included 33 tackles, one tackle for loss, one interception, five passes defended, one forced fumble and seven special teams tackles in 13 games (five starts).

As a rookie, Sims appeared in 13 games, including starts in the final two weeks of the season. He registered 18 tackles, one tackle for loss, one interception and six passes defended. He added six stops and two fumble recoveries on special teams.

In four seasons at Southern Utah, he appeared in 47 total games with 46 starts, including starts in every game during his final three seasons. His career totals included 220 tackles, eight interceptions, 27 passes defended, one forced fumble, five fumble recoveries and four tackles for loss.

In 2015, Sims was a first-team All-Big Sky performer, finishing the campaign with a pair of interceptions and 54 tackles. He helped the Thunderbirds win the conference title.

He is a native of Las Vegas, Nev.

2018 Highlights:

- **At Miami (9/9)**, recorded one tackle.
- **Against Houston (9/16)**, posted a special teams tackle.
- **At Jacksonville (9/23)**, posted a tackle on defense and added a special teams stop.
- **At Houston (11/26)**, tallied five tackles on Monday Night Football.
- **Against the New York Jets (12/2)**, recorded one tackle on defense and one stop on special teams.
- **Against Jacksonville (12/6)**, posted one tackle on Thursday Night Football.
- **At the New York Giants (12/16)**, registered a pair of tackles.
- **Against Washington (12/22)**, recorded his first start of the season in the nickel defense and tied his career high with six tackles. He added one quarterback pressure and one tackle for loss.
- **Against Indianapolis (12/30)**, started and posted four tackles on Sunday Night Football.

Sims' Career Regular Season Statistics:

Year	GP	GS	Tackle	Sack	TFL	QBP	Int	PD	FF	FR
2016	13	2	18	0.0	1	0	1	6	0	0
2017	13	5	33	0.0	1	0	1	5	1	0
2018	16	2	21	0.0	1	1	0	0	0	0
Totals	42	9	72	0.0	3	1	2	11	1	0

Sims' Regular Season Single-Game Highs:**Tackles** - 6 (Twice, last vs. Washington, 12/22/18)**Interceptions** - 1 (Twice, last vs. Houston, 12/3/17)**Passes Defensed** - 2 (Three times, last vs. Seattle, 9/24/17)**MORE TITANS CORNERBACKS****20 - CB KENNETH DURDEN (6-1, 180, 1st Year, Youngstown State)**

➤ **Kenneth Durden** was signed by the Titans as a free agent on Aug. 11, 2018. He spent a total of 10 games on the 53-man roster before serving on the practice squad for two games. He was promoted back to the 53-man roster on Dec. 18.

➤ He appeared in five total games as a reserve in 2018.

➤ Durden was originally signed by the Oakland Raiders as an undrafted free agent following the 2016 NFL Draft and spent the entire season on their practice squad. He spent four weeks of the 2017 season on the Titans practice squad and spent one month of the 2018 offseason with the New York Giants.

➤ A native of Valdosta, Ga., Durden ended his college career with two seasons at Youngstown State after spending his first two collegiate seasons at South Florida.

➤ During his 30-game college career, Durden started 11 games and recorded 64 tackles, two interceptions, 11 passes defensed, one forced fumble and one fumble recovery.

2018 Highlights:

➤ **At Miami (9/9)**, made his NFL regular season debut.

46 - CB JOSHUA KALU (6-0, 203, Rookie, Nebraska)

➤ **Joshua Kalu** was originally signed by the Titans as an undrafted free agent on May 11, 2018. He spent the first 11 games of his rookie season on the practice squad before being elevated to the 53-man roster on Dec. 1, 2018.

➤ He totaled four tackles on special teams in five games in 2018.

➤ Kalu played in 48 games with 37 starts at cornerback and safety over four seasons at Nebraska. He totaled 215 tackles, two sacks, 27 passes defensed, seven interceptions for 78 yards and a score, three forced fumbles and one fumble recovery. His 27 passes defensed tied for seventh in Cornhusker history. His 215 career tackles ranked fifth all-time among Nebraska defensive backs and among the top 30 overall tacklers in Cornhusker history.

➤ As a senior in 2017, Kalu started nine games at safety and missed three contests due to injury. He finished with 47 tackles, two interceptions for 32 yards, six passes defensed and one forced fumble. He was named to the Academic All-Big Ten list.

➤ He is a native of Houston, Texas.

2018 Highlights:

➤ **Against the New York Jets (12/2)**, made his NFL debut on special teams.

➤ **Against Jacksonville (12/6)**, contributed his first career special teams tackle on Thursday Night Football.

23 - CB TYE SMITH (6-0, 195, 3rd Year, Towson)

➤ **Tye Smith** was signed by the Titans as a free agent during the 2017 offseason.

➤ He was placed on injured reserve on July 31 after suffering an injury during training camp.

➤ In 2017, he appeared in 15 games with one start during the regular season and registered one interception, 11 tackles on defense and eight stops on special teams. In the playoffs, he started both games and contributed five tackles and one pass defensed.

➤ The 6-foot, 195-pounder spent the 2016 season as a member of the Seattle Seahawks and Washington Redskins practice squads.

➤ The Raleigh, N.C., native was originally selected by the Seattle Seahawks in the fifth round (170th overall) of the 2015 NFL Draft. He appeared in four games as a rookie for Seattle.

➤ He played four years at Towson, where he recorded five career interceptions and earned AP FCS All-America honors.

**TITANS SAFETIES**

No.	Name	Ht	Wt	Exp	College
31	Byard, Kevin	5-11	212	3	Middle Tennessee State
29	Cruikshank, Dane	6-1	209	R	Arizona
37	Cyprien, Johnathan (IR)	6-1	211	6	Florida International
28	Lewis, Kendrick	6-0	205	8	Mississippi
41	Trawick, Brynden	6-2	225	6	Troy
24	Vaccaro, Kenny	6-0	214	6	Texas

#31 • S KEVIN BYARD[CLICK FOR COMPLETE BIO](#)

Safety **Kevin Byard** (5-11, 212) completed his third NFL season in 2018. He was selected by the Titans in the third round (64th overall) of the 2016 NFL Draft.

From 2017 through 2018, no NFL player had more interceptions than Byard, who had 12. His 2018 totals included a team-leading four interceptions, 10 passes defensed, 96 tackles and two sacks in 16 games (all starts). He also completed a touchdown pass on a memorable fake punt to help defeat the Houston Texans (Sept. 16).

Byard experienced a breakthrough second-year season in 2017. He was named to the Pro Bowl and earned first-team Associated Press All-Pro honors after tying Detroit's **Darius Slay** for the NFL lead with eight interceptions. He added a pair of fumble recoveries to pace the league with 10 total takeaways.

Byard's 2017 numbers also included 87 tackles, three quarterback pressures, four tackles for loss and 18 passes defensed. In two playoff starts, he led the club with 16 tackles.

As a rookie in 2016, Byard played in every game, starting the final seven contests at free safety. His 63 tackles were the most by a Titans rookie safety since **Tank Williams'** 69 tackles in 2002. Byard added one sack, three quarterback pressures, five tackles for loss (third on the team) and four passes defensed. He also ranked second on the squad with 10 special teams tackles.

During a four-year career at Middle Tennessee State University, he appeared in 49 games and notched 46 starts at safety while becoming one of the most prolific defenders in school history. He set school records with 19 career interceptions, 377 interception return yards and four interception returns for touchdowns, and he finished sixth in MTSU history with 312 career tackles. In total, he had a hand in 25 turnovers (19 interceptions, five forced fumbles and one fumble recovery) during his career and added 17 career passes defensed and five tackles for loss. He was twice named first-team All-Conference USA.

As a senior in 2015, Byard appeared in 12 games with nine starts as a permanent team captain and was named first-team All-Conference USA for the second consecutive year. He ranked fourth on the team with 66 tackles and led the squad with four interceptions and six additional pass breakups.

The Lithonia, Ga., native set a career high in college with six interceptions as a junior and forced two fumbles the same season.

2018 Highlights:

➤ **At Miami (9/9)**, recorded five tackles and one pass defensed.

➤ **Against Houston (9/16)**, recorded four tackles on defense and one stop on special teams. In the first quarter, with the Titans lined up in punt formation from their own 34-yard line, he lined up as the personal protector, took the snap, and then lobbed a pass to rookie defensive back Dane Cruikshank down the right sideline. Cruikshank raced to the end zone to make it a 66-yard touchdown pass. Byard became the first primarily defensive player in franchise history to record a touchdown pass. The touchdown pass was the NFL's longest by a defensive player in the Super Bowl era. The previous long was held by Los Angeles Rams defensive back Ed Meador, who had an 18-yard touchdown pass at Atlanta on Nov. 19, 1967.

➤ **At Jacksonville (9/23)**, registered two tackles.



- **Against Philadelphia (9/30)**, tied his career high with 10 tackles and added one quarterback pressure and one pass defended.
- **At Buffalo (10/7)**, posted seven tackles.
- **Against Baltimore (10/14)**, tallied one interception, five tackles, one quarterback pressure and two special teams stops. Late in the second quarter, on a pass from Joe Flacco that was intended for wide receiver Willie Snead IV, Byard made a diving interception after cornerback Logan Ryan battled with Snead to tip the ball into the air. It was Byard's ninth career interception and first in 2018.
- **Against the Los Angeles Chargers in London (10/21)**, recorded four tackles.
- **At Dallas (11/5)**, totaled five tackles and an interception. In the first quarter, he ended a Cowboys threat with an interception in the end zone. On a play from the six-yard line, Byard intercepted a pass from Dak Prescott that was intended for wide receiver Amari Cooper.
- **Against New England (11/11)**, tallied five tackles and two passes defended.
- **At Indianapolis (11/18)**, tallied eight tackles.
- **At Houston (11/26)**, notched four tackles on defense and one stop on special teams on Monday Night Football.
- **Against the New York Jets (12/2)**, totaled five tackles, one quarterback pressure and one stop on special teams.
- **Against Jacksonville (12/6)**, registered three tackles, one sack and one quarterback pressure on Thursday Night Football. He ended Jacksonville's first series with an eight-yard sack of quarterback Cody Kessler.
- **At the New York Giants (12/16)**, credited with three tackles, one sack, one interception, two passes defended and one special teams stop. In the third quarter, he ended a New York threat with his third interception of the season, picking off an Eli Manning pass that was intended for wide receiver Russell Shepard at Tennessee's 15-yard line. On the final play of the first half, he sacked Manning for a 10-yard loss, notching his second consecutive game with a sack.
- **Against Washington (12/22)**, set a career high with 16 tackles and added an interception and two passes defended. His 16 tackles tied for the eighth-highest total by a defender in the team's "Titans era" (1999–present). With less than two minutes remaining in the fourth quarter and the Titans trying to preserve a 19-16 lead, he picked off a Josh Johnson pass to give him four interceptions in 2018 and 12 career interceptions.
- **Against Indianapolis (12/30)**, registered 10 tackles.

Byard's Career Regular Season Statistics:

Year	GP	GS	Tackle	Sack	TFL	QBP	Int	PD	FF	FR
2016	16	7	63	1.0	5	3	0	4	0	0
2017	16	16	87	0.0	4	3	8	18	0	2
2018	16	16	96	2.0	0	4	4	10	0	0
Totals	48	39	246	3.0	9	10	12	32	0	2

Byard's Career Postseason Statistics:

Year	GP	GS	Tackle	Sack	TFL	QBP	Int	PD	FF	FR
2017	2	2	16	0.0	0	0	0	0	0	0

Byard's Regular Season Single-Game Highs:

Tackles - 16 vs. Washington (12/22/18)
Sacks - 1 (Three times, last at N.Y. Giants, 12/16/18)
Tackles For Loss - 2 (Twice, last at Miami, 10/8/17)
Interceptions - 3 at Cleveland (10/22/17)
Passes Defensed - 3 (Twice, vs. Baltimore, 11/5/17)

Byard's Playoff Single-Game Highs:

Tackles - 10 at New England (1/13/18)

MOST INTERCEPTIONS FROM 2017-2018

Since the beginning of the 2017 campaign, Titans safety **Kevin Byard** leads the NFL lead with 12 interceptions. Miami cornerback **Xavien Howard** (11) and Detroit cornerback **Darius Slay** (11) are tied for second place with 11 interceptions in that time period.

Most interceptions from 2017–2018:

Player	Position	Interceptions
1. Kevin Byard	S	12
2. Darius Slay	CB	11
Xavien Howard	CB	11
4. Kyle Fuller	DB	9
5. D.J. Swearinger	S	8
Duron Harmon	DB	8
Eddie Jackson	DB	8
Harrison Smith	S	8
Tre Boston	S	8
Marcus Peters	CB	8

2017 NFL INTERCEPTION LEADERS

Titans second-year safety **Kevin Byard** tied for the NFL lead with eight interceptions in 2017. He shared the top of the leaderboard with Detroit Lions cornerback Darius Slay.

Most interceptions in 2017:

Player	Team	Position	Interceptions
1. Kevin Byard	Tennessee	S	8
Darius Slay	Detroit	CB	8
3. Eric Weddle	Baltimore	S	6
A.J. Bouye	Jacksonville	CB	6
5. Micah Hyde	Buffalo	S	5
Jordan Poyer	Buffalo	S	5
Antoine Bethea	Arizona	S	5
Marcus Peters	Kansas City	CB	5
Marshon Lattimore	New Orleans	CB	5
Tre Boston	LA Chargers	S	5
Harrison Smith	Minnesota	S	5

INTERCEPTIONS IN A SEASON, TEAM HISTORY

Kevin Byard recorded a team-high eight interceptions in 2017. His total tied for seventh in franchise history and was the highest by any franchise player since Oilers cornerback **Rishard Johnson** picked off eight passes in 1990.

Most interceptions in a season, franchise history:

Player	Season	Position	Interceptions
1. Mike Reinfeldt	1979	S	12
Fred Glick	1963	S	12
3. Miller Farr	1967	CB	10
4. Ken Houston	1971	S	9
W.K. Hicks	1965	CB	9
Jim Norton	1961	S	9
7. Kevin Byard	2017	S	8
Richard Johnson	1990	CB	8
Pete Jaquess	1964	CB	8
Jim Norton	1962	S	8
Tony Banfield	1961	CB	8

2017 TAKEAWAY LEADERS

Kevin Byard tied for the NFL interception lead in 2017. His eight interceptions matched Detroit cornerback **Darius Slay's** total for the most in the league.

Additionally, Byard recorded two fumble recoveries on defense. His 10 total defensive takeaways were the most in the NFL.

Slay ranked second with nine takeaways, while Kansas City cornerback **Marcus Peters** tied Baltimore safety **Eric Weddle** for third place with seven takeaways.

Most total defensive takeaways in 2017:

Player	Team	Interceptions	Def. Fumble Recoveries	Total Takeaways
1. Kevin Byard	Ten	8	2	10
2. Darius Slay	DeT	8	1	9
3. Marcus Peters	KC	5	2	7
Eric Weddle	Bal	6	1	7
5. A.J. Bouye	Jax	6	0	6
Jordan Poyer	Buf	5	1	6
Casey Hayward	LAC	4	2	6
Tre'Davious White	Buf	4	2	6
9. (14 tied)				5

INTERCEPTIONS IN A GAME, TEAM HISTORY

With three interceptions at Cleveland on Oct. 22, 2017, safety **Kevin Byard** tied a franchise record and became the ninth player in franchise history to record three interceptions in a regular season game.

Byard became the first NFL player in 2017 to record three interceptions in a game and the first NFL player to do so since Philadelphia Eagles safety **Kurt Coleman** at Washington on Oct. 16, 2011. He was the first Titans player to record three interceptions in a game since linebacker **Keith Bulluck** accomplished the feat at New Orleans on Monday night, Sept. 24, 2007.

Most interceptions in a game, franchise history:

Player (Pos)	Date	Opp	Int	Yds	Avg	TD
1. Kevin Byard (S)	10/22/17	Cle	3	60	20.0	0
Keith Bulluck (LB)	9/24/07	NO	3	51	17.0	0
Samari Rolle (CB)	12/26/99	Jac	3	66	22.0	0
Marcus Robertson (S)	11/21/93	Cle	3	69	23.0	0
Willie Alexander (CB)	11/14/71	Oak	3	40	13.3	0
Ken Houston (S)	10/24/71	Pit	3	28	9.3	0
Miller Farr (CB)	10/15/67	NYJ	3	128	42.7	1
W.K. Hicks (CB)	10/31/65	Buf	3	50	16.7	0
Jim Norton (S)	12/2/62	Den	3	22	7.3	0

PLAYERS WITH INTERCEPTION & TD PASS

In a victory over the Houston Texans on Sept. 16, 2018, **Kevin Byard** completed a 66-yard touchdown pass to defensive back **Dane Cruikshank**.

Byard became the first defensive player in franchise history to record a touchdown pass, while Cruikshank became the first defensive player in team annals to record a touchdown reception. Additionally, Byard's touchdown pass was the longest by a defensive player in the Super Bowl era. The previous long was held by Los Angeles Rams defensive back **Ed Meador**, who had an 18-yard touchdown pass at Atlanta on Nov. 19, 1967.

Byard, who tied for the NFL lead in 2017 with eight interceptions, also became only the fifth player in the Super Bowl era to throw at least one touchdown pass and record at least one career interception.

NFL players in the Super Bowl era (1966–present) with at least one career interception and one career touchdown pass:

Player	NFL Seasons	Career Pass TDs	Career Interceptions
Kevin Byard	2016–2018	1	8
Randy Moss	1998–2012	2	1
Tom Myers	1972–1981	1	36
Eddie Meador	1966*–1970	1	26
Paul Krause	1966*–1979	1	63

* Meador played from 1959–1970; Krause played from 1964–1979

FIVE INTERCEPTIONS IN TWO GAMES

On Oct. 22, 2017 at Cleveland, Titans safety **Kevin Byard** registered three interceptions. The following game, on Nov. 5, 2017 against Baltimore, Byard tallied two interceptions to become the first player in franchise history to record five interceptions in a two-game span.

Prior to Byard, the last NFL player to accomplish the feat was Washington Redskins cornerback **DeAngelo Hall** in 2010. On Oct. 24, 2010, Hall intercepted four passes at Chicago, and seven days later at Detroit, Hall picked off another pass.

Byard became only the fifth player since the 1970 AFL-NFL merger with five interceptions over two games. In addition to Byard and Hall, the others were Patriots cornerback **Mike Haynes** in 1976, Packers cornerback **Willie Buchanon** in 1978 and Chiefs cornerback **Albert Lewis** in 1985.

Most interceptions in a two-game span, 1970–2017:

Player	Team	Season	Interceptions in Two Games
1. Kevin Byard	Ten	2017	5
DeAngelo Hall	Was	2010	5
Albert Lewis	KC	1985	5
Willie Buchanon	GB	1978	5
Mike Haynes	NE	1976	5

#37 • S JOHNATHAN CYPRIEN

[CLICK FOR COMPLETE BIO \(PDF\)](#)

Safety **Johnathan Cyprien** (6-1, 211) completed his sixth NFL season and his second campaign with the Titans in 2018. He was signed by the Titans as an unrestricted free agent on March 10, 2017.

Cyprien suffered a knee injury during training camp on Aug. 1, 2018. As a result, he was placed on injured reserve for the 2018 campaign.

Cyprien started 10 games in 2017, missing six contests due to a hamstring injury. His season totals included 65 tackles, one sack, two quarterback pressures, one tackle for loss and one pass defended. He added 10 tackles, one tackle for loss and a team-high four passes defended in two playoff starts.

Cyprien spent the first four years of his career as a starter in the Jacksonville Jaguars secondary. In 60 games with the Jaguars—all starts—he totaled 442 tackles, and in three of his four years with the club, he finished as one of the team's top two tacklers, including 2014, when he led the team with 111 tackles. His Jaguars totals also included two sacks, two interceptions, four forced fumbles, two fumble recoveries and 15 passes defended.

In 2016, Cyprien was a part of the NFL's sixth-ranked overall defense



and its fifth-ranked pass defense. He started all 16 games for the first time in his career and posted a career-high 126 tackles, which ranked second on the team and led all NFL safeties.

A native of North Miami Beach, Fla., Cyprien was selected by the Jaguars in the second round of the 2013 NFL Draft following his career at Florida International University. He was a four-year starter for the Golden Panthers and set school records for career tackles (365) and forced fumbles (6).

Cyprien's Career Regular Season Statistics:

Year	Team	GP	GS	Tackle	Sack	TFL	QBP	Int	PD	FF	FR
2013	Jax	15	15	98	1.0	-	-	1	6	2	0
2014	Jax	15	15	111	0.0	-	-	0	3	0	0
2015	Jax	14	14	107	0.0	-	-	1	2	1	1
2016	Jax	16	16	126	1.0	-	-	0	4	1	1
2017	Ten	10	10	65	1.0	1	2	0	1	0	0
2018	Ten	0	0	Injured Reserve							
Totals		70	70	507	3.0	NA	NA	2	16	4	2

Cyprien's Career Postseason Statistics:

Year	Team	GP	GS	Tackle	Sack	TFL	QBP	Int	PD	FF	FR
2017	Ten	2	2	10	0.0	1	0	0	4	0	0

Cyprien's Regular Season Single-Game Highs:

Tackles - 17 at Houston (12/18/16)

Interceptions - 1 (Twice, last vs. Indianapolis 12/13/15)

Sacks - 1 (Three times, last at Arizona, 12/10/17)

Forced Fumble - 1 (Four times, last vs. Minnesota 12/11/16)

Fumble Recovery - 1 (Twice, last at San Diego 9/18/16)

Passes Defensed - 3 at Indianapolis (12/29/13)

Cyprien's Postseason Single-Game Highs:

Tackles - 5 (Twice, last at New England, 1/13/18)

Passes Defensed - 2 (Twice, last at New England, 1/13/18)

TACKLES BY SAFETIES IN 2016

In his final season in Jacksonville, **Johnathan Cyprien** logged a career-high 126 total tackles. The figure was the highest in the NFL among safeties according to press box tackle tallies (does not take into account coaches' tackle figures).

Most total tackles by NFL safeties in 2016 (press box totals):

Cornerback	Team	Total Tackles
1. Johnathan Cyprien	Jacksonville	126
2. Landon Collins	New York Giants	125
3. Antoine Bethea	San Francisco	110
4. Keanu Neal	Atlanta	105

#28 • S KENDRICK LEWIS

[CLICK FOR COMPLETE BIO \(PDF\)](#)

Safety **Kendrick Lewis** (6-0, 205) completed his eighth NFL season and his first campaign with the Titans in 2018. He was signed by the Titans as a free agent on May 2, 2018.

In his first season in Tennessee, he played in 13 games with three starts and contributed 28 tackles, one tackle for loss, one pass defensed and two stops on special teams.

Prior to joining the Titans, Lewis played seven total seasons in the NFL with the Kansas City Chiefs (2010-13), Houston Texans (2014) and Baltimore Ravens (2015-16). During those seven campaigns, he tallied 81 starts, 228 tackles, nine interceptions, seven forced fumbles, two fumble recoveries and two interceptions returned for touchdowns.

In 2016, Lewis played in six games for the Ravens before being placed on injured reserve. He was not on a roster in 2017.

The New Orleans, La., native was originally drafted by the Chiefs in the fifth round of the 2010 NFL Draft. He played in 53 games for the Chiefs with 50 starts and helped the club to the playoffs following the 2010 and 2013 seasons. He tallied three interceptions as a rookie and repeated the feat in his second year.

A three-year starter at Ole Miss (38 starts in 44 games), he registered six career interceptions for the Rebels and earned All-SEC honors as a senior.



2018 Highlights:

➤ **At Miami (9/9), against Houston (9/16) and at Jacksonville (9/23)**, he was inactive with a foot injury.

➤ **Against Philadelphia (9/30)**, made his Titans debut and tallied four tackles. He played for the first time since he was placed on injured reserve in October 2016 as a member of the Baltimore Ravens.

➤ **At Buffalo (10/7)**, started and recorded five tackles. Filling in for Kenny Vaccaro, he notched his first start since 2015 as a member of the Baltimore Ravens.

➤ **Against Baltimore (10/14)**, started and registered six tackles.

➤ **Against the Los Angeles Chargers in London (10/21)**, started and tallied five tackles.

➤ **Against Jacksonville (12/6)**, participated in his 100th career game.

➤ **At the New York Giants (12/16)**, entered the game as a safety early in the first quarter and led the defense with eight tackles. He was also credited with one tackle for loss and one pass defensed.

➤ **Against Washington (12/22)**, posted one special teams tackle.

Lewis' Career Regular Season Statistics:

Year	Team	GP	GS	Tackle	Sack	TFL	QBP	Int	PD	FF	FR
2010	KC	12	10	47	0.0	1	NA	3	9	1	0
2011	KC	16	16	83	0.0	0	NA	3	11	1	1
2012	KC	9	9	26	0.0	0	NA	0	2	0	0
2013	KC	16	15	56	0.0	3	NA	1	4	0	0
2014	Hou	16	16	84	0.0	4	1	2	6	3	1
2015	Bal	15	15	60	0.0	NA	NA	0	5	1	0
2016	Bal	6	0	1	0.0	NA	NA	0	0	0	0
2018	Ten	13	3	28	0.0	1	0	0	1	0	0
Totals		103	84	385	0.0	NA	NA	9	38	6	2

Lewis' Career Postseason Statistics:

Year	Team	GP	GS	Tackle	Sack	TFL	QBP	Int	PD	FF	FR
2010	KC	1	1	4	0.0	0	NA	0	0	0	0
2013	KC	1	1	5	0.0	0	NA	0	0	0	0
Totals		2	2	9	0.0	0	NA	0	0	0	0

Lewis' Regular Season Single-Game Highs:

Tackles - 12 at New York Giants (9/21/14)

Interceptions - 2 at St. Louis (12/19/10)

Forced Fumble - 1 (Six times, last at Miami 12/6/15)

Fumble Recovery - 1 (Twice, last vs. Washington 9/7/14)

Passes Defensed - 2 (Six times, last vs. Jacksonville 11/15/15)

Lewis' Postseason Single-Game Highs:

Tackles - 5 at Indianapolis (1/4/14)

#41 • S BRYNDEN TRAWICK

[CLICK FOR COMPLETE BIO \(PDF\)](#)

Safety **Brynden Trawick** (6-2, 225) completed his sixth NFL season and his second campaign with the Titans in 2018. He was signed by the Titans as an unrestricted free agent on March 11, 2017.

Trawick played in all 16 games in 2018 and finished third on the team with nine special teams tackles.

In 2017, Trawick's first season in Tennessee, he was named to the Pro Bowl as a special teams player. He played in all 16 games and led the squad with a career-high 17 special teams tackles. He tied for the team lead in the postseason with two special teams tackles in two games.

Trawick arrived in Tennessee with 53 games of NFL experience with the Baltimore Ravens (2013-2015) and Oakland Raiders (2016), primarily as a special teams standout. In addition to his 35 career special teams tackles, his totals for his first four seasons included 19 stops and one interception as a safety.

Trawick appeared in 15 regular season games and one postseason game during the 2016 season with the Oakland Raiders. Trawick led the team with 14 special teams tackles.

Trawick was originally signed by the Baltimore Ravens as an undrafted free agent following the 2013 NFL Draft.

The Marietta, Ga., native played the final two years of his college career at Troy, where he earned All-Sun Belt honors as a senior safety.



Trawick's Career Regular Season Defensive Statistics:

Year	Team	GP	GS	Tackle	Sack	TFL	QBP	Int	PD	FF	FR
2013	Bal	8	0	0	0.0	NA	NA	0	0	0	0
2014	Bal	14	0	3	0.0	NA	NA	0	0	0	0
2015	Bal	16	1	7	0.0	NA	NA	0	1	0	0
2016	Oak	15	0	9	0.0	NA	NA	1	1	0	0
2017	Ten	16	0	0	0.0	0	0	0	0	0	0
2018	Ten	16	0	0	0.0	0	1	0	0	0	0
Totals		85	1	19	0.0	NA	NA	1	2	0	0

Trawick's Career Special Teams Tackles:

Year	Team	Reg Season	Playoffs
2013	Bal	8	-
2014	Bal	4	0
2015	Bal	9	-
2016	Oak	14	0
2017	Ten	17	2
2018	Ten	9	-
Totals		61	2

Trawick's Career Postseason Defensive Statistics:

Year	Team	GP	GS	Tackle	Sack	TFL	QBP	Int	PD	FF	FR
2014	Bal	2	0	0	0.0	NA	NA	0	0	0	0
2016	Oak	1	0	3	0.0	NA	NA	0	0	0	0
2017	Ten	2	0	0	0.0	0	0	0	0	0	0
Totals		5	0	3	0.0	NA	NA	0	0	0	0

Trawick's Regular Season Single-Game Highs:**Tackles** - 9 at Denver (1/1/17)**Interceptions** - 1 at Denver (1/1/17)**Passes Defensed** - 1 (Twice, last at Denver 1/1/17)**Trawick's Postseason Single-Game Highs:****Tackles** - 3 at Houston (1/7/17)**Special Teams Tackles** - 2 at Kansas City (1/6/18)**#24 • S KENNY VACCARO**[CLICK FOR COMPLETE BIO](#)

Safety **Kenny Vaccaro** (6-0, 214) completed his fifth NFL season and his first season with the Titans in 2018. He was signed as a free agent on Aug. 4, 2018.

Vaccaro recorded 13 starts in 13 games during his first year in Tennessee. He finished with 70 tackles, two sacks, three quarterback pressures, four tackles for loss, one interception and five passes defensed.

Vaccaro (6-0, 214) joined the Titans after five years as a starter with the New Orleans Saints. In 68 career games with 67 starts in New Orleans, he totaled 482 tackles, eight interceptions, 7.5 sacks, five forced fumbles and three fumble recoveries.

In 2017, Vaccaro started 12 games at strong safety and recorded three interceptions, seven passes defensed, 60 tackles, 1.5 sacks and one fumble recovery. He tallied three total interceptions in a three-game stretch from Weeks 3-6. He missed four total games due to injury, including spending the final two weeks of the campaign on injured reserve.

In 2016, Vaccaro started 11 games at strong safety and totaled 80 tackles (56 solo), one sack, six passes defensed, two forced fumbles, one fumble recovery, two interceptions and a special teams stop.

Vaccaro was named to the PFWA and Bleacher Report All-Rookie teams in 2013, and in 2014 he won the Jim Finks Good Guy Award for cooperation with the New Orleans media.

The Brownwood, Texas, native was selected by the Saints in the first round (15th overall) of the 2013 NFL Draft.

During his time at the University of Texas, Vaccaro appeared in 51 games with 32 starts and totaled 264 tackles and five interceptions. He earned first-team All-American honors as a senior and All-Big 12 first-team recognition from league coaches in each of his final two years. The versatile defender played four different positions including both safety spots for the Longhorns.

2018 Highlights:

➤ **At Miami (9/9)**, started and recorded an interception in his Titans debut

to go along with five tackles. He notched his ninth career interception in the fourth quarter, when he picked off a Ryan Tannehill pass that was intended for wide receiver Jakeem Grant.

➤ **Against Houston (9/16)**, ranked second on the squad with nine tackles.

➤ **At Jacksonville (9/23)**, posted six tackles, including a sack. In the third quarter, he recorded his first sack of the season, taking down Blake Bortles for a two-yard loss.

➤ **Against Philadelphia (9/30)**, registered two tackles and one quarterback pressure before leaving the game in the second quarter with an elbow injury.

➤ **At Buffalo (10/7)**, against **Baltimore (10/14)** and **against the L.A. Chargers (10/21)**, he was inactive with an elbow injury.

➤ **At Dallas (11/5)**, returned from an injury as a starter to register eight tackles, including one tackle for loss.

➤ **Against New England (11/11)**, posted six tackles, including a tackle for loss on the defense's first snap of the game.

➤ **At Indianapolis (11/18)**, notched seven tackles, including a tackle for loss.

➤ **At Houston (11/26)**, registered eight tackles, including his second sack of 2018, when he dropped Deshaun Watson for no gain in the first quarter.

➤ **Against the New York Jets (12/2)**, posted two tackles, one quarterback pressure and one pass defensed.

➤ **Against Jacksonville (12/6)**, totaled five tackles, one tackle for loss and two passes defensed on Thursday Night Football.

➤ **At the New York Giants (12/16)**, posted one tackle before exiting in the first quarter for a concussion evaluation.

➤ **Against Washington (12/22)**, tallied a pair of tackles and one quarterback pressure.

➤ **Against Indianapolis (12/30)**, tied his season high with nine tackles and added one pass defensed.

Vaccaro's Career Regular Season Statistics:

Year	Team	GP	GS	Tackle	Sack	TFL	QBP	Int	PD	FF	FR
2013	NO	14	14	93	1.0	NA	NA	1	6	1	0
2014	NO	15	14	113	1.0	NA	NA	2	5	0	0
2015	NO	16	16	136	3.0	NA	NA	0	5	2	1
2016	NO	11	11	80	1.0	NA	NA	2	6	2	1
2017	NO	12	12	60	1.5	NA	NA	3	7	0	1
2018	Ten	13	13	70	2.0	4	3	1	5	0	0
Totals		81	80	552	9.5	NA	NA	9	34	5	3

Vaccaro's Career Postseason Statistics:

Year	Team	GP	GS	Tackle	Sack	TFL	QBP	Int	PD	FF	FR
2013	NO	0	0								

Injured Reserve

Vaccaro's Regular Season Single-Game Highs:**Tackles** - 16 (Twice, last at Houston, 11/29/15)**Interceptions** - 1 (Nine times, last at Miami, 9/9/18)**Sacks** - 2 vs. Jacksonville (12/27/15)**Forced Fumble** - 1 (Five times, last at San Francisco, 11/6/16)**Fumble Recovery** - 1 (Three times, last vs. Detroit, 10/15/17)**Passes Defensed** - 3 vs. Detroit (10/15/17)



MORE TITANS SAFETIES

29 - DB DANE CRUIKSHANK (6-1, 209, Rookie, Arizona)

➤ **Dane Cruikshank** was selected by the Titans in the fifth round (152nd overall) of the 2018 NFL Draft. The Titans traded up to select him by giving up a fifth-round pick (162nd overall) and a sixth-round pick (215th overall) to the Baltimore Ravens.

➤ As a rookie, Cruikshank appeared in 12 games and finished fourth on the team with eight special teams tackles. He added two tackles on defense, a 66-yard touchdown reception and a 39-yard kickoff return.

➤ Entering the NFL Draft, Cruikshank was coveted for his versatility, having played safety, and both inside and outside cornerback at the University of Arizona. He started all 25 games during his two seasons as a Wildcat, totaling 135 tackles, 1.5 sacks, seven tackles for loss, 17 passes defended, one forced fumble and intercepted five passes for 68 yards.

➤ As a senior in 2017, he started all 13 games after switching to spur safety from cornerback. He ranked fifth on the team with 75 tackles and also posted 1.5 sacks, 5.5 tackles for loss, eight passes defended, one forced fumble and three interceptions for 65 yards as a Wildcat. He was voted a captain by his teammates.

➤ Prior to attending Arizona, he played two seasons at Citrus College.

➤ He is a native of Chino Hills, Calif.

2018 Highlights:

➤ **At Miami (9/9)**, recorded one special teams tackle in his NFL debut.

➤ **Against Houston (9/16)**, led the squad with two tackles on special teams. Additionally, in the first quarter, the Titans lined up in punt formation from their own 34-yard line, he lined up as a gunner but then caught a pass from Kevin Byard and raced 66 yards for a touchdown. Cruikshank became the first primarily defensive player in team annals to record a touchdown reception. He was named AFC Special Teams Player of the Week.

➤ **At Jacksonville (9/23)**, helped thwart a fake punt in the first quarter.

➤ **Against Baltimore (10/14)**, recorded his first two career tackles on defense.

➤ **Against the Los Angeles Chargers in London (10/21)**, led the squad with two special teams stops.

➤ **Against Indianapolis (12/30)**, returned the opening kickoff 39 yards on a reverse from Darius Jennings. He added one special teams tackle.



TITANS SPECIALISTS

KICKERS

No.	Name	Ht	Wt	Exp	College
3	Barnard, Austin (IR)	6-3	207	R	Samford
4	Succop, Ryan	6-2	218	10	South Carolina

PUNTERS

No.	Name	Ht	Wt	Exp	College
6	Kern, Brett	6-2	214	11	Toledo

RETURNERS

No.	Name	Ht	Wt	Exp	College
25	Jackson, Adoree'	5-11	185	R	Southern California
15	Jennings, Darius	5-10	180	2	Virginia

LONG SNAPPERS

No.	Name	Ht	Wt	Exp	College
48	Brinkley, Beau	6-4	260	7	Missouri

#48 • LS BEAU BRINKLEY

[CLICK FOR COMPLETE BIO](#)

Long snapper **Beau Brinkley** (6-4, 260) completed his seventh NFL season in 2018. He was signed by the Titans as an undrafted free agent on May 4, 2012.

In his first seven seasons, Brinkley never missed a game and handled all of the team's long snapping duties in that time period.


In 2018, he posted five special teams tackles and helped punter **Brett Kern** earn his second consecutive Pro Bowl appearance. Kicker **Ryan Succop** convert 26 of his 30 field goal attempts.

In 2017, Brinkley's efforts helped punter **Brett Kern** earn Pro Bowl and second-team Associated Press All-Pro honors while setting new franchise records for gross punting and net punting average.

In 2016, Brinkley helped **Ryan Succop** make 22 of his 24 field goal attempts, with the only misses coming from 51 and 58 yards. Succop's 91.7 percent rate ranked third in the NFL in 2016 behind only **Justin Tucker** (97.4) and **Matt Bryant** (91.9).

In 2014, he Brinkley tied for third on the team with a career-high 10 special teams tackles.

The Kearney, Mo., native spent four seasons as Missouri's long snapper after joining the team as a preferred walk-on. Appeared in 50 career games during his time at Missouri.



Brinkley's Career Regular Season Statistics:

Year	Team	GP	GS	SpT	
				Tackles	
2012	Ten	16	0	6	
2013	Ten	16	0	6	
2014	Ten	16	0	10	
2015	Ten	16	0	7	
2016	Ten	16	0	6	
2017	Ten	16	0	2	
2018	Ten	16	0	5	
NFL Totals		112	0	42	

Brinkley's Career Postseason Statistics:

Year	Team	GP	GS	SpT	
				Tackles	
2017	Ten	2	0	1	

#6 • P BRETT KERN

[CLICK FOR COMPLETE BIO](#)

Punter **Brett Kern** (6-2, 214) completed his 11th NFL season and his ninth full campaign with the Titans in 2018. He was claimed off waivers by the Titans during the 2009 season.

During his time in Tennessee, Kern has placed his name at the top of most of the franchise's leaderboards at his position. At the end of the 2018 campaign, he ranked as the team's all-time career leader in gross punting average (45.8 yards) and net punting average (40.5). He punted 761 times in a Titans uniform from 2009–2018, second all-time for the franchise behind **Craig Hentrich's** 861 punts. Kern owns the top seven net punting seasons in franchise history and eight of the team's top 10 net punting seasons.

In 2018, Kern was named to the Pro Bowl for the second consecutive season. His 47.1-yard gross average ranked fifth in team history, and his 41.7-yard net average ranked second in team annals. He set a franchise record and recorded a career high with 39 of his 74 punts inside the 20-yard line. He finished the season with a career-long streak of 16 consecutive punts placed inside the 20, including every punt in the final three games of the season.

In 2017, Kern had arguably one of the best seasons by a punter in NFL history and was named to his first career Pro Bowl in addition to earning second-team Associated Press All-Pro honors. He punted 75 times for 3,728 yards with 28 punts placed inside the 20-yard line. His 44.6-yard net average broke his own team record and finished second in NFL history behind only Johnny Hekker's 46.0-yard net average in 2016. Kern's 49.7-yard gross average also broke his team mark and finished eighth in NFL history.

In 2016, Kern punted 77 times for a 44.2-yard gross average and a 38.6-yard net average. He placed 41.6 percent of his punts inside the opponent's 20-yard line (32 of 77), which ranked second in his career (42.2 in 2009).

In 2015, Kern continued his annual assault on the team's all-time punting records and accomplished a first-of-its-kind NFL feat, becoming the first punter in league history to record 80 or more punts, a net average of 40 yards, and one or zero touchbacks in a single season. His season totals included 88 punts (tied for fifth place in franchise history), a 47.4-yard gross average (second in franchise history), a 40.3 net average (third in franchise history), a career-high 34 punts inside the 20 (third in franchise history) and only one touchback (career low).

In 2014, Kern launched a career-high 88 total punts for a gross average of 46.8 yards and a net average of 40.8 yards, which broke his own single-season team record (40.4-yard net average in 2012).

Kern produced one of the best punting seasons in team history in 2012. He set franchise records with a gross punting average of 47.6 yards and a net punting average of 40.4 yards (he broke the mark in 2014).

Kern's 2011 statistics included 86 punts for a gross average of 43.6 yards. His net average of 39.4 yards set a then-career high and then-franchise record, narrowly beating out **Craig Hentrich's** previous franchise record of 39.2 net yards per punt in 1998.


Kern was claimed by the Titans off waivers from the Denver Broncos on Oct. 27, 2009. He spent the entire 2008 season and the first six games of 2009 campaign in Denver, totaling 73 punts and a 46.5-yard average in 22 games with the Broncos.

In 2008, Kern ranked fifth in the league with a 46.7-yard punting average that marked the third-best season total by a Bronco in club history. At the time, his punting average was the best in NFL history by a rookie. He was named to the All-Rookie team by Pro Football Weekly/PFWA and The Sporting News.

The Grand Island, N.Y., native was originally signed by the Broncos as a rookie free agent on April 28, 2008, following four seasons at the University of Toledo.

2018 Highlights:

- **At Miami (9/9)**, averaged 44.8 yards (44.5 net yards) on four punts. He placed all four punts inside the 20.
- **Against Houston (9/16)**, punted five times for a 52.2-yard gross average and a 47.2-yard net average, including a long of 62 yards. He recorded his 12th career game with at least a 52.0-yard gross average and his 11th career game with at least a 47.0-yard net average (minimum four punts).
- **At Jacksonville (9/23)**, punted six times for a 46.7-yard gross average



and a 41.5-yard net average, including three punts inside the 20.

➤ **Against Philadelphia (9/30)**, punted five times for a 50.8-yard gross average and a 38.4-yard net average, including two punts inside the 20. On consecutive attempts in the second quarter, he pinned the Eagles at their own five-yard line with a 48-yard punt and at their three-yard line with a 49-yarder. He tallied a special teams tackle in overtime. With his 142nd career game with the team, he passed former safety Michael Griffin and former quarterback Warren Moon for 17th place on the franchise's all-time career games list.

➤ **At Buffalo (10/7)**, averaged 53.0 yards and 49.0 net yards on two punts with one punt inside the 20.

➤ **Against Baltimore (10/14)**, punted nine times against the Ravens for a 41.7-yard average (36.1 net) with three punts placed inside the 20. He pinned the Ravens on their own six-yard line with a 44-yard punt in the first quarter.

➤ **Against the Los Angeles Chargers in London (10/21)**, averaged 51.5 yards (44.5 net) on two punts.

➤ **At Dallas (11/5)**, recorded one punt inside the 20 for 45 yards (38 net) on Monday Night Football. With his 146th consecutive game played with the Titans, he tied Craig Hentrich for third place on the franchise's all-time consecutive games played list.

➤ **Against New England (11/11)**, averaged 48.2 yards (42.2 net) on five punts with two punts placed inside the 20. With his 147th consecutive game in a Titans uniform, he passed Craig Hentrich (146) and tied Robert Brazile for third place on the franchise's all-time consecutive games played list.

➤ **At Indianapolis (11/18)**, averaged 49.3 yards (38.5 net) on six punts with three punts placed inside the 20. With his 148th consecutive game with the team, he passed Robert Brazile (147) for second place on the franchise's all-time consecutive games played list, trailing only Bruce Matthews (232) in Titans/Oilers history. With his 148th overall game with the franchise, he passed Brazile (147) and tied Michael Roos (148) for 11th place on the franchise's all-time games played list.

➤ **At Houston (11/26)**, punted six times for a 49.7-yard gross average and a 43.5-yard net average on Monday Night Football. His night included punts of 59 and 53 yards in the second quarter and 55 yards in the fourth quarter. With his 149th game with the Titans, he passed Michael Roos (148) for 11th place on the franchise's all-time games played list.

➤ **Against the New York Jets (12/2)**, averaged 44.3 yards (34.6 net) on six punts with one touchback, one punt inside the 20 and one punt blocked.

➤ **Against Jacksonville (12/6)**, averaged 59.0 yards (59.0 net) on two punts. He helped flip field position late in the first half with a 62-yard punt. Then, in the fourth quarter, Kern pinned the Jaguars on their own six-yard line with a 56-yard punt. With his 151st game in a Titans uniform, he tied former kicker Al Del Greco for 10th place on the team's all-time games played list.

➤ **At the New York Giants (12/16)**, punted five times for a 44.0-yard gross average and a 43.6-yard net average in rainy conditions with a kickoff temperature of 40 degrees. He pinned the Giants on their own six-yard line with a 42-yard punt in the second quarter and punted 57 yards to the Giants' 10-yard line in the fourth quarter. Kern placed all five of his punts inside New York's 20-yard line, tying for the third-highest total of his career and his most since placing five punts inside the 20 against the Houston Texans on Jan. 1, 2017.

➤ **Against Washington (12/22)**, punted four times for a 42.3-yard gross



and net average. He placed all four of his punts inside the opponent's 20-yard line, giving him a career-high 10 consecutive punts inside the 20, going back to his final punt against Jacksonville on Dec. 6. His longest previous career streak was seven consecutive punts inside the 20 from Jan. 1, 2017 to Sept. 10, 2017. With his 152nd game in a Titans uniform, he passed Benji Olson for ninth place on the team's all-time games played list.

➤ **Against Indianapolis (12/30)**, punted six times for a 45.3-yard gross average and a 45.3-yard net average. All six of his punts were placed inside the 20-yard line, marking his third career game with at least six punts inside the 20. He put three of his punts against the Colts inside the 10-yard line. Kern finished his season with a career-high 16 consecutive punts placed inside the 20, including every punt in the final three games of the season.

Kern's Career Regular Season Statistics:

Year	Team	GP	No	Blk	Yds	Avg	Lg	TB	In20	Net
2008	Den	16	46	0	2,150	46.7	64	4	13	37.8
2009	Den/Ten	16	64	0	2,910	45.5	67	10	27	38.5
2010	Ten	16	77	0	3,302	42.9	68	4	24	39.1
2011	Ten	16	86	0	3,747	43.6	64	7	31	39.4
2012	Ten	16	81	2	3,855	47.6	71	5	30	40.4
2013	Ten	16	78	1	3,386	43.4	63	2	32	39.7
2014	Ten	16	88	1	4,118	46.8	79	7	28	40.8
2015	Ten	16	88	0	4,175	47.4	61	1	34	40.3
2016	Ten	16	77	0	3,402	44.2	71	4	32	38.6
2017	Ten	16	75	0	3,728	49.7	74	5	28	44.6
2018	Ten	16	74	1	3,483	47.1	62	3	39	41.7
Totals		176	834	5	38,256	45.9	79	52	318	40.2

Kern's Career Postseason Statistics:

Year	Team	GP	No	Blk	Yds	Avg	Lg	TB	In20	Net
2017	Ten	2	10	0	447	44.7	62	0	4	41.2

Kern's Regular Season Single-Game Highs:

Punts - 10 (Twice, last at Miami, 10/8/17)

Gross Avg. - 56.8 vs. Seattle (9/24/17)

Net Avg. - 50.2 at Miami (10/8/17)

Long Punt - 79 vs. Indianapolis (12/28/14)

In20 - 7 vs. Houston (12/27/15)

Kern's Playoff Single-Game Highs:

Punts - 3 at Kansas City (1/6/18)

Gross Avg. - 43.7 at Kansas City (1/6/18)

Net Avg. - 41.0 at Kansas City (1/6/18)

Long Punt - 57 at Kansas City (1/6/18)

In20 - 2 at Kansas City (1/6/18)

PERCENT INSIDE THE 20

Titans punter **Brett Kern** set a franchise record with 39 punts placed inside the opponent's 20-yard line in 2018. He ranked second in the NFL in the category, but he led the NFL for the highest percentage of his punts placed inside the 20 at 52.7 percent (39 of 74).

Kern finished the season with a career-long streak of 16 consecutive punts placed inside the 20, including every punt in the final three games of the season.

His 52.7 percent of punts placed inside the 20 was the highest percentage for the franchise from 1991–2018.

Highest percentage of punts placed inside the 20 in 2018:

Player	Team	Punt	In20	Pct In20
1. Brett Kern	Tennessee	74	39	52.7
2. Tress Way	Washington	79	41	51.9
3. Corey Bojorquez	Buffalo	45	22	48.9
4. Johnny Hekker	L.A. Rams	43	21	48.8
5. Trevor Daniel	Houston	74	36	48.6
6. Dustin Colquitt	Kansas City	45	21	46.7
7. Pat O'Donnell	Chicago	62	28	45.2
8. Sam Koch	Baltimore	60	27	45.0
9. Jordan Berry	Pittsburgh	63	28	44.4
10. Sam Martin	Detroit	74	32	43.2

FRANCHISE CAREER PUNTING LEADERS

Brett Kern is the all-time career leader in Titans/Oilers history in both gross punting average and net punting average. He ranks second in team annals in career punts, behind only **Craig Hentrich** (861).

Highest career gross punting average, franchise history (minimum 250 punts):

Player	Years	Gross Avg.
1. Brett Kern	2009-2018	45.8
2. Greg Montgomery	1988-1993	43.6
3. Craig Hentrich	1998-2009	42.9
4. Jim Norton	1960-1968	42.1
5. Cliff Parsley	1977-1982	39.8
6. Dan Pastorini	1971-1979	39.7

Highest career net punting average, franchise history (since 1976, minimum 250 punts):

Player	Years	Net Avg.
1. Brett Kern	2009-2018	40.5
2. Craig Hentrich	1998-2009	37.2
3. Greg Montgomery	1988-1993	36.6
4. Cliff Parsley	1977-1982	32.3

Most career punts, franchise history:

Player	Years	Punts
1. Craig Hentrich	1998-2009	861
2. Brett Kern	2009-2018	761
3. Jim Norton	1960-1968	522

NET AVERAGE IN A SEASON, TEAM HISTORY

Titans punter **Brett Kern** owns the top seven net punting seasons in franchise history and eight of the team's top 10 net punting seasons.

In 2017, he shattered his own franchise record (40.76 net average in 2014) by averaging 44.56 net yards on 75 punts.

He set the club mark for the first time in 2011 with a 39.37-yard net average, eclipsing **Craig Hentrich's** 1998 net average of 39.22 yards.

Highest single-season net punting average, franchise history:

Player	Year	Net Average
1. Brett Kern	2017	44.56
2. Brett Kern	2018	41.69
3. Brett Kern	2014	40.76
4. Brett Kern	2012	40.36
5. Brett Kern	2015	40.34
6. Brett Kern	2013	39.70
7. Brett Kern	2011	39.37
8. Craig Hentrich	1998	39.22
9. Greg Montgomery	1993	39.13
10. Brett Kern	2010	39.06

SINGLE-SEASON GROSS AVG, TEAM HISTORY

Brett Kern's 2017 gross punting average broke his own franchise record. He initially set the franchise mark in 2012 by surpassing **Craig Hentrich's** 47.22-yard gross average from 1998.

Highest single-season gross punting average, franchise history:

Player	Year	Gross Average
1. Brett Kern	2017	49.71
2. Brett Kern	2012	47.59
3. Brett Kern	2015	47.44
4. Craig Hentrich	1998	47.22
5. Brett Kern	2018	47.07
6. Greg Montgomery	1992	46.92
7. Brett Kern	2014	46.80
8. Greg Montgomery	1993	45.59
9. Reggie Roby	1996	44.37

SINGLE-SEASON GROSS AVG, NFL HISTORY

Titans punter **Brett Kern** led the NFL with a 49.7-yard gross punting average in 2017. His average ranked eighth in NFL history and was the highest of any player since 2012.

Highest single-season gross punting average, NFL history (through 2017):

Player	Year	Team	Gross Average
1. Sammy Baugh	1940	Was	51.4
2. Shane Lechler	2009	Oak	51.1
3. Andy Lee	2011	SF	50.9
4. Shane Lechler	2011	Oak	50.8
5. Brandon Fields	2012	Mia	50.2
6. Thomas Morstead	2012	NO	50.1
7. Donnie Jones	2008	StL	50.0
8. Brett Kern	2017	Ten	49.7
9. Pat McAfee	2016	Ind	49.3
10. Shane Lechler	2007	Oak	49.1

SINGLE-SEASON NET AVG, NFL HISTORY

Brett Kern led the NFL with a 44.6-yard net punting average in 2017. His average ranked second in NFL history. The only better single-season net punting average in NFL history was Rams punter **Johnny Hekker's** 46.0-yard net average in 2016.

Highest single-season net punting average, NFL history (through 2017):

Player	Year	Team	Net Average
1. Johnny Hekker	2016	LAR	46.0
2. Brett Kern	2017	Ten	44.6
3. Johnny Hekker	2017	LAR	44.3
4. Johnny Hekker	2013	StL	44.2
5. Sam Martin	2016	Det	44.2
6. Andy Lee	2011	SF	44.0
7. Shane Lechler	2009	Oak	43.9
8. Johnny Hekker	2015	StL	43.7
9. Sam Koch	2014	Bal	43.3
10. Andy Lee	2012	SF	43.2

2017 NFL PUNTING LEADERS

Titans punter **Brett Kern** finished in first place on the 2017 NFL leaderboard in gross punting average and net punting average.

Highest gross punting average in 2017:

Player	Team	Gross Average
1. Brett Kern	Tennessee	49.7
2. Shane Lechler	Houston	49.0
3. Drew Kaser	LA Chargers	48.1
4. Johnny Hekker	LA Rams	47.9
5. Britton Colquitt	Cleveland	47.6
6. Marquette King	Oakland	47.4
7. Andy Lee	Arizona	47.3
8. Thomas Morstead	New Orleans	47.0
9. Pat O'Donnell	Chicago	47.0
10. Kevin Huber	Cincinnati	46.6

Highest net punting average in 2017:

Player	Team	Net Average
1. Brett Kern	Tennessee	44.6
2. Johnny Hekker	LA Rams	44.3
3. Marquette King	Oakland	42.7
4. Rigoberto Sanchez	Indianapolis	42.6
5. Michael Palardy	Carolina	42.4
6. Thomas Morstead	New Orleans	42.2
7. Justin Vogel	Green Bay	41.6
8. Chris Jones	Dallas	41.4
9. Drew Kaser	LA Chargers	41.3
10. Shane Lechler	Houston	41.3

SINGLE-GAME NET AVERAGE, TEAM HISTORY

On Oct. 8, 2017 at Miami, **Brett Kern** punted 10 times for 549 yards with no blocks and no touchbacks, averaging 54.9 yards per attempt. The Dolphins returned seven of the punts for 47 total yards. Kern's net punting average of 50.2 set a career high and set the franchise's single-game record, topping **Greg Montgomery's** previous mark of a 49.8-yard net average against the San Diego Chargers on Sept. 19, 1993 (statistic tracked since 1976).

In doing so, Kern became the first NFL player to punt at least 10 times and finish a game with a net punting average of at least 50 yards.

In a three-week span, Kern recorded the highest single-game net average in team history, the 10th-highest single-game net average (48.2 against Seattle on Sept. 24) and the ninth-highest single-game net average (48.4 at Houston on Oct. 1).

Highest single-game net punting average, since 1976 (min. 4 punts):

Player	Date	Opp	Punt	Gross Avg	TB	In20	Net Avg
1. Brett Kern	10/8/17	Mia	10	54.9	0	4	50.2
2. Greg Montgomery	9/19/93	SD	5	57.6	1	0	49.8
3. Greg Montgomery	12/27/92	Buf	5	59.2	1	2	49.4
4. Brett Kern	11/25/12	Jax	4	50.3	0	1	49.0
5. Brett Kern	11/9/14	Bal	8	51.8	0	0	48.8
6. Brett Kern	10/26/14	Hou	6	51.7	0	2	48.7
7. Brett Kern	9/16/12	SD	7	51.6	1	3	48.6
8. Craig Hentrich	11/4/01	Jac	4	57.5	0	2	48.5
9. Brett Kern	10/1/17	Hou	5	49.2	0	1	48.4
10. Brett Kern	9/24/17	Sea	6	56.8	1	2	48.2

SINGLE-GAME GROSS AVERAGE, TEAM HISTORY

In 2017, **Brett Kern** has recorded three of the franchise's top seven single-game gross punting averages (minimum four punts). His average against the Seattle Seahawks on Sept. 24 was 56.8 yards, good for the fourth-highest mark in franchise history. Two weeks later visiting the Miami Dolphins, his gross average was 54.9 yards, which ranks seventh (sixth at the time). On Nov. 12 against the Cincinnati Bengals, he posted a 56.5-yard average, ranking fifth in team annals.

Highest single-game gross punting average, since 1976 (min. 4 punts):

Player	Date	Opp	Punts	Gross Avg
1. Greg Montgomery	12/27/92	Buffalo	5	59.2
2. Greg Montgomery	09/19/93	San Diego	5	57.6
3. Craig Hentrich	11/04/01	Jacksonville	4	57.5
4. Brett Kern	09/24/17	Seattle	6	56.8
5. Brett Kern	11/12/17	Cincinnati	6	56.5
6. Craig Hentrich	11/15/98	Pittsburgh	4	55.3
7. Brett Kern	10/08/17	Miami	10	54.9
8. Brett Kern	12/28/14	Indianapolis	7	54.7
9. Brett Kern	12/20/15	New England	5	54.4
10. Brett Kern	01/03/10	Seattle	4	53.5


MOST CONSECUTIVE GAMES, TEAM HISTORY

Titans punter **Brett Kern** concluded the 2018 season with 154 consecutive games played in a Titans uniform. His streak currently ranks second in franchise history, behind only Hall of Fame offensive lineman **Bruce Matthews** (232).

Most consecutive games played in franchise history:

Player	Position	Years	Consec. Games
1. Bruce Matthews	OL	1987–2001	232
2. Brett Kern	P	2009–2018	154
3. Robert Brazile	LB	1975–1984	147
4. Craig Hentrich	P	1998–2007	146
5. Rob Bironas	K	2005–2013	144
6. Keith Bulluck	LB	2000–2009	135
7. Elvin Bethea	DE	1968–1977	135
8. Gregg Bingham	LB	1973–1981	134
9. Eddie George	RB	1996–2003	128

#4 • K RYAN SUCCOP

[CLICK FOR COMPLETE BIO](#)

Kicker **Ryan Succop** (6-2, 218) completed his 10th NFL season and his fifth campaign with the Titans in 2018. He was signed by the Titans as a free agent on Sept. 1, 2014.

The franchise's fifth all-time leading scorer and the club's all-time leader in career accuracy made 26 of his 30 field goal attempts in 2018. His 26 field goals and 106 points were the third-highest totals of his career, and his 86.7 percent success rate ranked third his career for a single season. He also converted 28 of 31 extra points and booted 45 of his 72 kickoffs for touchbacks (62.5 percent).

Succop set career highs in 2017 with 35 field goals and 42 attempts. He added 31 extra points on 33 attempts to set a career high with 136 points—a total that tied **Al Del Greco's** 1998 franchise record. Succop also booted 47 touchbacks on 80 kickoffs (58.8 percent).

During the 2017 campaign, Succop set the NFL record for most consecutive field goals made from inside 50 yards. His streak, which began in 2014, lasted 56 attempts. The previous league benchmark was 46 such kicks by Atlanta's **Matt Bryant** from 2013–2015.

In 2016, Succop made 22 of his 24 field goal attempts, with his only misses coming from 51 and 58 yards. His 91.7 percent rate was the best single-season performance of his career and the third-best percentage in franchise history (92.3 by **Rob Bironas** in 2010 and 92.3 by **Al Del Greco** in 1998). Succop's percentage ranked third in the NFL in 2016 behind only **Justin Tucker** (97.4) and **Matt Bryant** (91.9).

During his second season in Tennessee, Succop connected on 14 of his 16 field goal attempts and 29 of his 31 extra point attempts to total 71 points. His 87.5 percent success rate on field goals set a personal best and ranked as the sixth-highest figure in franchise history.

In 2014, he set a then-career high by making 86.4 percent of his field goal attempts. He was 19-of-22 and also connected on all 27 of his extra point attempts.

Succop's previous five seasons were spent with the Kansas City Chiefs, who chose him with the last pick of the 2009 NFL Draft (256th overall).

In his career with the Chiefs, he posted four 100-point seasons and made 81.0 percent (119-147) of his field goal attempts. Over his final three years there (2011-13), 52 percent of his kickoffs resulted in touchbacks, a number that ranked 11th in the NFL during that span.

In 2013, he tallied career highs for points (118) and touchbacks (47). He also posted the second-best percentage of his career for field goals made inside of 50 yards, connecting on 87.5 percent (21-24) of those attempts. During his Chiefs career, he produced five game-winning kicks.

A native of Hickory, N.C., Succop played in 50 games for the University of South Carolina Gamecocks, hitting 49 of 69 field goals (71.0%) and converting 104 of 106 PATs. His 251 points made up the second-highest total in school history.

2018 Highlights:

- **At Miami (9/9)**, made both of his extra point attempts and both of his field goal attempts. He became the seventh player in franchise history with 400 career points on an extra point in the fourth quarter. He connected on a 47-yard field goal in the first quarter and a 53-yarder in the fourth quarter, the latter of which tied for the second-longest field goal of career.
- **Against Houston (9/16)**, made field goals of 42 yards and 31 yards in the fourth quarter. The first field goal tied the game and the latter won the contest. With his 31-yard field goal with a minute remaining in the fourth quarter, he registered his eighth career game-winning field goal and his third game-winner as a member of the Titans.
- **At Jacksonville (9/23)**, accounted for all nine points in a Titans win. He made three of his four attempts, connecting from 39 yards in the first quarter, 36 yards in the third quarter and 28 yards with 4:06 on the clock in the fourth quarter. For the second consecutive week, he was credited with a game-winning field goal, giving him nine career game-winning field goals and four as a member of the Titans.
- **Against Philadelphia (9/30)**, connected on both of his field goal attempts (42 and 33 yards) and both of his extra point attempts.
- **At Buffalo (10/7)**, made field goals from distances of 25, 54, 39 and 50 yards. It was his 11th career game with at least four field goals and his first such performance since making four field goals at Cleveland on Oct. 22, 2017. With his 25-yard field goal in the first quarter, he reached 100 successful field goals with the Titans. As time expired in the first half, he

booted a 54-yard field goal to match his career long. It was his longest field goal in a Titans uniform and the team's longest field goal since Rob Bironas made a 55-yarder against Houston on Dec. 29, 2013. It also tied for the seventh-longest field goal in franchise history. He notched his second career game with multiple field goals of at least 50 yards, having previously accomplished the feat with the Chiefs on Oct. 2, 2011 against the Minnesota Vikings. Succop passed Earl Campbell (438 career points) for sixth place on the franchise's all-time scoring list.

➤ **Against Baltimore (10/14)**, played in his 150th career regular season game.

➤ **Against the Los Angeles Chargers in London (10/21)**, made field goals from 28 and 33 yards and missed from 51 yards.

➤ **At Dallas (11/5)**, made all four extra point attempts and missed his only field goal attempt (28 yards) on Monday Night Football. With his four points, he increased his total to 452 total points as a member of the Titans and passed Eddie George (450) for fifth place on the franchise's all-time scoring list.

➤ **Against New England (11/11)**, made both field goal attempts (33 and 31 yards) and all four extra point attempts.

➤ **At Indianapolis (11/18)**, made his only field goal attempt (42 yards) and his only extra point attempt.

➤ **At Houston (11/26)**, made his only field goal attempt (31 yards) and both extra point attempts.

➤ **Against the New York Jets (12/2)**, made both field goal attempts (24 and 33 yards) and two of three extra point attempts (one blocked).

➤ **Against Jacksonville (12/6)**, made his only field goal attempt (33 yards) and made three of his four extra point attempts. With six points, he became the 11th active NFL player to reach 1,000 career points.

➤ **At the New York Giants (12/16)**, made one of two field goal attempts (missed from 48 yards, made from 22 yards) and both extra point attempts on a rainy and windy afternoon.

➤ **Against Washington (12/22)**, on a 33-yard field goal early in the fourth quarter, he reached 100 points for the seventh time in his career and for the third consecutive year. He also booted a 42-yard field goal as time expired in the first half and an extra point in the second half.

➤ **Against Indianapolis (12/30)**, on a 38-yard field goal in the second quarter, became the fifth player in franchise history with 500 career points (502), joining Al Del Greco (1,060), Rob Bironas (1,032), George Blanda (598) and Tony Zendejas (548).

Succop's Career Regular Season Statistics:

Year	Team	GP	FGM	FGA	Pct	Lg	XPM	XPA	Pts
2009	KC	16	25	29	86.2	53	29	29	104
2010	KC	16	20	26	76.9	53	42	42	102
2011	KC	16	24	30	80.0	54	20	20	92
2012	KC	16	28	34	82.4	52	17	17	101
2013	KC	16	22	28	78.6	51	52	52	118
2014	Ten	16	19	22	86.4	51	27	27	84
2015	Ten	16	14	16	87.5	51	29	31	71
2016	Ten	16	22	24	91.7	53	39	41	105
2017	Ten	16	35	42	83.3	52	31	33	136
2018	Ten	16	26	30	86.7	54	28	31	106
Totals		160	235	281	83.6	54	314	323	1,019



Succop's Career Postseason Statistics:

Year	Team	GP	FGM	FGA	Pct	Lg	XPM	XPA	Pts
2010	KC	1	0	0	-	-	1	1	1
2013	KC	1	3	3	100.0	43	5	5	14
2017	Ten	2	1	1	100.0	49	3	3	6
Totals		4	4	4	100.0	49	9	9	21

Succop's Regular Season Single-Game Highs:

Field Goals Made - 6 at New Orleans (9/23/12)

Field Goal Attempts - 6 at New Orleans (9/23/12)

Longest Field Goal - 54 (Twice, last at Buffalo, 10/7/18)

PATs Made - 6 (Four times, last vs. Jacksonville, 12/6/15)

PATs Attempted - 6 (Four times, last vs. Jacksonville, 12/6/15)

Points - 19 at New Orleans (9/23/12)

Consecutive Field Goals Made - 22 (10/2/11-12/24/11)

Succop's Playoff Single-Game Highs:

Field Goals Made - 3 at Indianapolis (1/4/14)

Field Goals Attempts - 3 at Indianapolis (1/4/14)

Longest Field Goal - 49 at Kansas City (1/6/18)

PATs Made - 5 at Indianapolis (1/4/14)

PATs Attempted - 5 at Indianapolis (1/4/14)

Points - 14 at Indianapolis (1/4/14)

CONSECUTIVE FGs INSIDE 50 YARDS

On Oct. 16, 2017, **Ryan Succop** set the NFL record for most consecutive field goals made from inside 50 yards. With a 48-yarder in the first quarter against the Colts, he made his 47th such kick. He broke the record of Atlanta Falcons kicker **Matt Bryant**, who made 46 consecutive field goals from inside 50 yards from 2013-2015.

Succop's streak ended at 56 with a missed 48-yard attempt against the Cincinnati Bengals on Nov. 12, 2017. The streak, which began on Dec. 14, 2014, spanned 43 games and nearly three calendar years.

In 2016, he broke **Al Del Greco's** franchise record of 24 consecutive made field goals from inside 50 yards, set from 1995-1996.

Most consecutive field goals made from inside 50 yards, NFL history:

Kicker	Team	Seasons	Consec. FGs from Inside 50 Yards
1. Ryan Succop	Tennessee Titans	2014-2017	56
2. Matt Bryant	Atlanta Falcons	2013-2015	46
3. Mike Vanderjagt	Indianapolis Colts	2002-2004	41

Most consecutive field goals made from inside 50 yards, franchise history:

Kicker	Season(s)	Consecutive Field Goals Inside 50 Yards
1. Ryan Succop	2014-17	56
2. Al Del Greco	1995-96	24
3. Al Del Greco	1998-99	20
Rob Bironas	2007-08	19
5. Rob Bironas	2010-11	18

MOST ACCURATE IN TEAM HISTORY

On Oct. 7, 2018, **Ryan Succop** reached 100 successful field goals with the Titans. In doing so, he hit the minimum number to qualify in the team record books for career accuracy.

Succop's success rate on field goals is the best in franchise history, topping the previous record holder, **Rob Bironas**, who made 85.7 percent (239 of 279) of his attempts with the Titans.

Highest percentage of made field goals, franchise history (minimum 100 field goals made):

Player	FGM	FGA	Pct.
1. Ryan Succop	116	134	86.6
2. Rob Bironas	239	279	85.7
3. Al Del Greco	246	295	83.4

POINTS IN A SEASON, FRANCHISE HISTORY

In 2017, **Ryan Succop** enjoyed one of the best regular seasons in franchise history by a player at his position. He made 35 of his 42 field goal attempts and 31 of his 33 extra point tries.

Succop scored 136 points, tying **Al Del Greco's** franchise record for points in a season. Del Greco scored 136 points (36 field goals, 28 extra points) to establish the team benchmark in 1998.

Succop's 136 points were a personal best as well. His previous high for a season was 118 points in 2013 with the Kansas City Chiefs.

Most points in a season, franchise history:

Player	Season	PAT	FG	Points
1. Ryan Succop	2017	31	35	136
Al Del Greco	1998	28	36	136
3. Rob Bironas	2007	28	35	133
4. Al Del Greco	1996	35	32	131
5. Rob Bironas	2008	40	29	127
6. Al Del Greco	1993	39	29	126
7. Gary Anderson	2003	42	27	123
8. Rob Bironas	2011	34	29	121
9. Rob Bironas	2009	37	27	118
Al Del Greco	2000	37	27	118

FIELD GOALS IN A SEASON, TEAM HISTORY

Ryan Succop's 35 field goals in 2017 ranked among the top totals in Titans/Oilers history. He tied **Rob Bironas' 2007** total for second all-time, one short of **Al Del Greco's** mark of 36 during the 1998 campaign.

Most field goals in a season, franchise history:

Player	Season	FG Made	FG Att
1. Al Del Greco	1998	36	39
2. Ryan Succop	2017	35	42
Rob Bironas	2007	35	39
4. Al Del Greco	1996	32	38
5. Rob Bironas	2008	29	33
Rob Bironas	2011	29	32
Al Del Greco	1993	29	34
8. (five tied)		27	

2017 SCORING LEADERS

Ryan Succop ranked among the NFL's top scorers in 2017. He finished ninth in the league and fifth in the AFC.

Most points scored in 2017:

Player	Team	XPM	XPA	FGM	FGA	Pts
1. Greg Zuerlein	LA Rams	44	46	38	40	158
2. Stephen Gostkowski	New England	45	47	37	40	156
3. Robbie Gould	San Francisco	28	30	39	41	145
4. Harrison Butker	Kansas City	28	28	38	42	142
Chris Boswell	Pittsburgh	37	39	35	38	142
6. Justin Tucker	Baltimore	39	39	34	37	141
7. Wil Lutz	New Orleans	47	50	31	36	140
8. Matt Bryant	Atlanta	35	35	34	39	137
9. Ryan Succop	Tennessee	31	33	35	42	136
10. Kai Forbath	Minnesota	34	39	32	38	130
Matt Prater	Detroit	40	41	30	35	130

RYAN SUCCOP'S CAREER GAME-WINNING FIELD GOALS

A game-winning field goal is defined as one that was the final score of the game and gave the kicker's team the lead at any time in the fourth quarter or overtime.

Date	Team	Opponent	Distance	Quarter
9/23/18	Tennessee	at Jacksonville	28 yards	4th Quarter
9/16/18	Tennessee	vs. Houston	31 yards	4th Quarter
10/22/17	Tennessee	at Cleveland	47 yards	Overtime
12/18/16	Tennessee	at Kansas City	53 yards	4th Quarter
9/23/12	Kansas City	at New Orleans	31 yards	Overtime
10/31/11	Kansas City	vs. San Diego	30 yards	Overtime
10/31/10	Kansas City	vs. Buffalo	35 yards	Overtime
9/19/10	Kansas City	at Cleveland	23 yards	4th Quarter
11/22/09	Kansas City	vs. Pittsburgh	22 yards	Overtime



CONSECUTIVE FIELD GOALS

Ryan Succop began 2017 by extending his streak to 19 consecutive successful field goals, including every attempt over the final 10 games of 2016. The streak came to an end on Sept. 10.

The streak was the second-longest of his career, behind only a 22-kick streak in 2011 as a member of the Kansas City Chiefs. It also qualifies as tied for the fifth-longest streak of its kind in franchise history.

From the final three games of the 2014 campaign through the first eight games of 2015, Succop made 15 consecutive field goals to record what is now the eighth-longest streak in franchise history.

Longest streaks of field goal attempts without a miss, franchise history:

Kicker	Season(s)	Consecutive Field Goals
1. Rob Bironas	2011–2012	20
Rob Bironas	2010	20
Rob Bironas	2007–2008	20
Al Del Greco	1998–1999	20
5. Ryan Succop	2016–2017	19
Rob Bironas	2007	19
7. Al Del Greco	1995–1996	18
8. Ryan Succop	2017	16
9. Ryan Succop	2014–2015	15
9. Rob Bironas	2011	14
Al Del Greco	1999–2000	14

SINGLE-SEASON FIELD GOAL PERCENT

Ryan Succop owns three of the top 10 single-season field goal percentages in franchise history. He recorded a career-best 91.7 percent rate on field goals in 2016, which finished third in team annals behind only Rob Bironas' 92.3 percent in 2010 and Al Del Greco's 92.3 percent in 1998.

In 2015, Succop made 87.5 percent of his attempts, which ranks seventh in team annals, and his 86.7 percent success rate in 2018 ranks 10th.

Highest field goal percentage in a season, franchise history:

Player	Season	Made	Att	Pct
1. Rob Bironas	2010	24	26	92.3
Al Del Greco	1998	36	39	92.3
3. Ryan Succop	2016	22	24	91.7
4. Rob Bironas	2011	29	32	90.6
5. Rob Bironas	2007	35	39	89.7
6. Rob Bironas	2008	29	33	87.9
7. Ryan Succop	2015	14	16	87.5
8. Gary Anderson	2003	27	31	87.1
Al Del Greco	1995	27	31	87.1
10. Ryan Succop	2018	26	30	86.7

Succop's percentage ranked third in the NFL in 2016 behind only Justin Tucker (97.4) and Matt Bryant (91.9).

Highest field goal percentage in 2016:

Player	Team	Made	Att	Pct
1. Justin Tucker	Bal	38	39	97.4
2. Matt Bryant	Atl	34	37	91.9
3. Ryan Succop	Ten	22	24	91.7
4. Steven Hauschka	Sea	33	37	89.2
5. Cairo Santos	KC	31	35	88.6
6. Nick Folk	NYJ	27	31	87.1
Adam Vinatieri	Ind	27	31	87.1
8. Mason Crosby	GB	26	30	86.7
9. Greg Zuerlein	LA	19	22	86.4
10. Matt Prater	Det	31	36	86.1

MORE TITANS SPECIALISTS

3 - K/P AUSTIN BARNARD (6-3, 207, Rookie, Samford)

➤ Austin Barnard was signed by the Titans as an undrafted free agent on May 11, 2018.

➤ He was placed on injured reserve on Sept. 1, 2018 after a preseason in which he connected on his only two extra point attempts and punted 11 times for a 44.2-yard average (38.7 net) with four punts placed inside the 20.

➤ Barnard appeared in 38 games over four seasons at Samford and handled punting and kickoff duties.

➤ As a senior in 2017, he was named second-team All-SoCon and third-team All-American. He appeared in all 12 games and punted 54 times for 2,441 yards and a 45.2-yard average. He also tallied 67 kickoffs for 4,202 yards and a 62.7-yard average.

➤ He transferred to Samford after redshirting as a freshman in 2013 at the University of Miami (Fla.).

➤ He is a native of Fayetteville, Ga.

2018 Highlights:

➤ In four preseason games, he made both of his extra point attempts and punted 1 times for a 44.2-yard average (38.7 net) with four punts placed inside the 20.



TITANS TIDBITS: THE BEST OF TITANS OFF-THE-FIELD HIGHLIGHTS

LB DAREN BATES

- In 2018, Bates and NFL defensive end Armonty Bryant opened AstroKids Gym in Austin, Texas. The facility offers children's classes and camps based upon pro-precognitive learning.
- Bates is a Memphis native and a huge Memphis Grizzlies fan.

WR CAMERON BATSON

- Batson was the valedictorian of his class at Millwood (Okla.) High School, and at Texas Tech, he graduated cum laude with his accounting degree in just over three years.

LS BEAU BRINKLEY

- Brinkley's father, Mike, was an All-American defensive end and long snapper at Missouri Valley College. Beau learned to long snap when he was just seven years old.
- Brinkley raced four-wheelers in the Extreme Dirt Track Racing Series while growing up in Missouri. He traveled the country competing in both motor cross and flat track competitions and won a flat track regional title in 2005.
- In June 2015, Brinkley participated in the Nashville Sports Council Golf Tournament at Gaylord Springs Golf Course. On the par-3 eighth hole, he sunk a hole-in-one to win a barrel of Jack Daniel's whiskey.

LB JAYON BROWN

- Brown went to the same California high school, Long Beach Poly, as Titans teammate Jurrell Casey. Brown's older brother, Juwuan, was Jurrell's teammate there.
- Former Long Beach Poly and New England Patriots star Willie McGinest is a close friend of the Brown family.
- Brown's younger brother, Joshua, is a linebacker at the University of Arizona, and his two older brothers also played college football. Jason played linebacker at Idaho, while Juwuan was a defensive lineman at Southern Oregon.

CB MALCOLM BUTLER

- Prior to securing a rookie free agent tryout with the Patriots in 2014, Butler was operating the fryolator at a Popeye's restaurant.
- In February 2017, the production company Narrative Capital acquired the rights to the story of Butler for a film tentatively titled "The Secondary."
- Following Butler's interception to seal Super Bowl XLIX, Patriots quarterback Tom Brady, who received a 2015 Chevrolet Colorado as part of his Super Bowl MVP Award, requested the truck go directly to Butler.

S KEVIN BYARD

- Byard credits his mother, Artina Stanley, for much of his success. Following a divorce when Byard was in ninth grade, his mother moved with the children from Philadelphia to Atlanta. Although it was a financial struggle, Stanley worked long hours to make sure her children received what they needed. Byard claims he and his older brother "had to grow up really fast" as they helped their mother with taking care of the younger kids in the family.
- The Titans had an inside track in their scouting of Byard. Titans general manager Jon Robinson received glowing reports on Byard from his friend and MTSU recruiting coordinator Steve Ellis. When Robinson was a linebackers coach at Nicholls State, Ellis was one of his pupils, and the two remained close through the years. Additionally, Patrick Callaway, a newly-hired scouting assistant for the Titans, was Byard's high school teammate.
- Byard says his football role models are Ed Reed, Brian Dawkins and Troy Polamalu.
- Byard has three brothers and three sisters and is the second oldest of the group.

DT JURRELL CASEY

- A fixture in the community, Casey was voted the 2016 Tennessee Titans Walter Payton Man of the Year. Casey is a regular at Titans community events and also serves as the spokesperson for United Way of Metropolitan Nashville. Casey and his wife, Ryann, established The Casey Fund, a non-profit dedicated to raising money for established re-entry programs, inner-city youth programs, mentoring and halfway houses. Ryann is a lawyer working in the Nashville Public Defender's Office.
- The Caseys have hosted a Thanksgiving food giveaway for 200 underprivileged families in the Nashville area.
- Casey also hosts a free youth football skills camp for linemen in his hometown of Long Beach, Calif.
- In 2017, he and his wife served as the celebrity co-chairs for Rally on the Runway, a nonprofit that empowers volunteers across the country to raise awareness and funds for childhood cancer research.
- When he was younger, family members, friends and teammates called him "Tut-Tut," a nickname he earned from his aunt as a small child because she said he walked like a turtle.
- Casey has nine brothers and sisters.
- When he was in high school, his older brother, Jurray, was convicted of first-degree murder. Despite the turmoil it caused, Jurrell credits his brother for helping him re-focus on becoming a better football player and student.
- Casey calls his mother, Collette Burns, a cafeteria worker in the Long Beach Unified School District, "the inspiration in my life" for how hard she worked to provide

for Jurrell and his siblings.

- Casey and teammate Wesley Woodyard coach a women's flag football team that is comprised of wives and significant others of Titans players.

LB WILL COMPTON

- Prior to his first training camp as a rookie free agent, Compton typed out five personal goals in his iPad that he wanted to accomplish over the next five years. Although he truly never imagined being able to achieve each of the goals, he checked off all the boxes. They included playing a vital role on the Redskins, earning a starting spot, being named a captain, reaching a specific financial goal by age 27 and doing at least three speaking engagements a year despite no prior experience.

T JACK CONKLIN

- After not receiving a single Division I scholarship offer, Conklin began his time at Michigan State as a preferred walk-on in 2012. He impressed enough in his redshirt season to earn a scholarship in the spring of 2013.
- At Plainwell (Mich.) High School, Conklin's head coach was his father, Darren Conklin, who once was a walk-on at Michigan under Wolverines head coach Bo Schembechler.
- His mother, Jennifer Jackson, was an All-American swimmer at the University of Michigan.
- Conklin's grandfather, Ron Jackson, was a professional baseball player. He played first base for the Chicago White Sox and Boston Red Sox.

OLB KAMALEI CORREA (pronounced KAH-mah-lay kor-AY-uh)

- Correa attended Saint Louis School in Honolulu, Hawaii, where he played with Titans quarterback Marcus Mariota.
- He grew up a fan of the Green Bay Packers and says he tries to pattern his game after Packers linebacker Clay Matthews.

DB DANE CRUIKSHANK (last name pronounced CROOK-shank)

- Cruikshank credits his grandparents and his mother for his success in life. "My grandparents have provided for their whole family, and they've helped everyone in the family be successful at whatever they choose to do. My mom, (Beverly Jackson, a hair stylist) she's been able to raise her kids by working hard and never taking days off. She loves us and gives us everything we need."
- Cruikshank's nickname is 'Smooove.' He wore jersey No. 2 in high school, earning the nickname '2 Smooove,' which was then shortened to Smooove.

QB AUSTIN DAVIS

- Davis was a walk-on at Southern Mississippi who went on to pass Brett Favre in nearly every major statistical record.
- Davis was drafted by the Boston Red Sox in the 31st round of the 2012 MLB Draft. His brother, Bo, was drafted by the San Diego Padres, and his cousin, Jason Smith, was a nine-year MLB veteran.

WR COREY DAVIS

- Davis and his six siblings survived a tough economic upbringing in Wheaton, Ill. While he has always maintained a loving relationship with his parents, Olasheni Timson and Michelle Davis, he made the decision as a high school junior to move into the home of Robin and Dan Graham, who became his legal guardians. Dan, Corey Davis' youth football coach, was an offensive lineman for the Tampa Bay Buccaneers. His son, Ryan Graham, played youth and high school football with Davis and currently plays quarterback at Northern Illinois.
- Davis' brother, Titus, played football at Central Michigan and was signed by the Chargers as a rookie free agent in 2015. Titus also spent time with the Jets and Bills before signing with the Bears during the 2017 offseason.
- One of Davis' favorite quotes is "Never die easy" by Walter Payton, who used the saying as the title to his autobiography.

DE MATT DICKERSON

- Dickerson's father, Clarence, played college football at Henderson State (Ark.).
- He has a twin sister named Megan.

CB KENNETH DURDEN

- Durden, who originally entered the NFL as an undrafted free agent with the Oakland Raiders in 2016, spent a month with the Titans on the practice squad in 2017. He rejoined the team during training camp in 2018, signing on Aug. 11 and making a strong enough impression to stick on the 53-man roster.
- At Lowndes High School in Valdosta, Ga., he set the school record in the triple jump as a junior with a mark of 48-6.

LB RASHAAN EVANS

- Upon being drafted by Tennessee, Evans was reunited with former Crimson Tide teammate Derrick Henry. Henry phoned Evans immediately after he was selected with the 22nd pick to congratulate him.
- His nickname is 'Razor, because I cut up.'
- At Alabama, Evans shared the field with his brother, Alex, a member of the Crimson Tide spirit squad.

TITANS TIDBITS: THE BEST OF TITANS OFF-THE-FIELD HIGHLIGHTS

- He lists his football role model as DeMarcus Ware. "I actually just met him here in Dallas," Evans said at the 2018 NFL Draft. "It was amazing. He is from Auburn too, but we never met before. It was an amazing moment."
- Growing up in rural Alabama, Evans would chase wild horses to work on improving his speed and athleticism.
- Evans' father, Alan, was a star running back at Auburn. Evans' mother, Chenavis, received four degrees from Auburn, including her doctorate. Evans' older sister was a cheerleader at Auburn, and despite the family ties including his cousins attending Auburn, Evans stuck with his gut and instead chose Alabama.

OLB SHARIF FINCH

- Finch's father, Gregory, passed away as a result of a heart attack on July 30, 2018, while Finch was participating in his rookie training camp. It came three years after his mother, Wendy, died as a result of breast cancer. Finch wears a set of dog tags with their names and photo and an inscription that reads "everything is for you."
- He plays the piano.

TE ANTHONY FIRKSER

- Firkser grew up playing basketball and both roller and ice hockey at elite levels and didn't begin playing football until his sophomore year of high school.
- During the 2018 offseason, Firkser prepared for and took the actuarial credential exams in hopes of potentially pursuing a post-football career as an actuary.

RB DAVID FLUELLEN

- Fluellen's favorite personal moment in sports growing up was his first touchdown when he was eight years old. He strip-sacked the quarterback, picked up the fumble and ran it in.
- He is married to Nashville TV anchor/reporter Desiree Wiley, who works for NBC affiliate WSMV-4.
- He hosted the first annual David Fluellen Football Camp in June 2018 at his high school alma mater in New York, Lockport High School.

QB BLAINE GABBERT

- Gabbert was invited to participate in the Elite 11 quarterback camp in the summer of 2007 where he won the camp MVP honors.
- At the age of 13, Gabbert began training at Hammer Bodies, a fitness center in Missouri, where he trained like a college and professional athlete. He trained at the same facility as NBA players David Lee as well as Tyler and Ben Hansbrough.

LB NIGEL HARRIS

- His brother, Brandon, and his cousin, Lindsey Lamar, also played football at the University of South Florida.

RB DERRICK HENRY

- In high school, Henry broke the 51-year-old national high school rushing record with 12,124 yards after compiling 4,261 rushing yards as a senior.
- Henry sealed an Iron Bowl victory with an epic, career-best 271 rushing yards against the Tigers. He put the Crimson Tide on his back by carrying the ball a school-record 46 times. His 271 rushing yards were 11 more yards than Auburn had in total offense (260). He ended the game with 14 consecutive rushes to run out the clock.
- His late grandmother, Gladys Henry, helped raise him and played a key inspirational role in his development. In 2018, he fulfilled a promise to her and graduated from Alabama with his bachelor's degree. He has a portrait tattoo of her on his chest.
- Gladys Henry nicknamed him "Shocka" as a baby because he "shocked the whole family" when he was born.
- Henry has been growing out his hair since he was in elementary school.

CB ADOREE' JACKSON

- Jackson was a long jumper and sprinter on USC's track team in the springs of 2015 and 2016, winning the Pac-12 outdoor long jump title both years (and placing second in the Pac-12 100 meters in 2016) and earning All-American status both years after twice placing fifth in the NCAA long jump. He also placed 10th in the long jump during the U.S. Olympic Trials.
- Vianca Jackson, a survivor of breast cancer, served as the team's Honorary 12th Titan prior to the team's 2017 Breast Cancer Awareness Game (Oct. 16).
- Jackson is a Reese's Peanut Butter Cups enthusiast.
- His father, Chris Jackson, is the ultimate grill master and can be found at Titans home games smoking turkey legs, Cornish hams, chicken, rabbits, alligator and frog legs for a pre-game tailgate and a postgame meal for players and coaches. He makes all of his own rubs and sauces.
- Jackson, business partner James Moore and Jay Levine co-founded Kor Media Entertainment (KME), a Los Angeles-based entertainment agency under the Warner Brothers Digital umbrella. Their tagline is "Where Creatives Come to Play" and their goal is to create culture relevance for both creators and brands through interactive and labs which a focus on gaming and esports.

WR DARIUS JENNINGS

- During the 2018 offseason, Jennings took part in the NFLPA's Externship Pro-

gram with Events DC and Under Armour.

- He helps out with "Next One Up," an organization helping inner city high school athletes in his hometown of Baltimore, Md.
- He worked as a camp counselor at his alma mater The Gilman (Md.) School, helping middle school children with classwork and activities.

DL AUSTIN JOHNSON

- When Johnson was drafted by the Titans, he became a teammate once again of DaQuan Jones, a former Penn State defensive lineman who was drafted by the Titans in 2014. The two remained close, and Jones was among Johnson's family and friends surrounding him on draft night.
- Johnson's wife, Danika, is a former LFL MVP and is currently the general manager and head coach of the Nashville Knights football team.
- The son of Austin and Tammy Johnson, he has two older sisters, Brandi and Erika, and one younger sister, Kennedy. Kennedy was a forward on the Michigan State women's basketball team.

C BEN JONES

- Jones switched from jersey #61 to #60 prior to his senior season at Georgia, to honor his father, Steve, a former collegiate star, who was killed in a helicopter crash when he was 10 years old.
- Jones' pregame ritual consists of walking barefoot on the field "to get a feel for the turf." The routine began before one game with his brother in high school and after enjoying success that night, it has continued ever since.
- When he was 10 years old, Jones suffered a blow to the head with a baseball bat. The impact caused a blood clot to develop on his brain and fractured his skull. The injury kept him out of all athletic activity for a year.
- In 2017, Jones established The Jones Mission Fund at The Community Foundation to provide at-risk youth with opportunities they might otherwise not have.
- During the past two offseasons, Jones and his wife, Alex, have hosted the Ben Jones Celebrity Clay Shoot. The two events raised more than \$182,000.
- Jones' brother, Clay, played baseball for the University of Alabama and then was drafted by the Detroit Tigers.

DL DAQUAN JONES (pronounced day-QUAN)

- Jones majored in criminal justice at Penn State and spent a portion of his 2013 summer as an intern observing the Spring Township Police Department near State College.
- Jones entered the Penn State program after being rated the second-best offensive lineman in the nation during his playing days at Johnson City High School. He switched to the other side of the ball and made an immediate impact as a true freshman.
- Jones lists his father, Steve, as the most inspirational person in his life. Steve raised DaQuan as a single father and one of his father's greatest traits is that he works extremely hard in everything he does. Steve works as an executive chef at Cornell University.

T/G DENNIS KELLY

- Kelly's brother, Tim, played football at Eastern Illinois and is currently the tight ends coach for the Houston Texans.
- Kelly's favorite football player growing up was former Titans great Jevon Kearse.
- Kelly went back to school during the 2014 offseason to earn his degree in organizational leadership from Purdue.
- Kelly is an avid professional wrestling fan that does not let the opportunity pass him by whenever a live WWE show is in town. He lists the Undertaker as the one person in the world he would like to have dinner with.

P BRETT KERN

- Kern's father, Cal, is a former professional soccer goalie.
- Kern is an avid golfer that sports a +1 handicap. He picked the game up late in his high school years and caddied for three summers at Inverness Golf Club while in college. The course is located in Toledo, Ohio, and has hosted PGA and NCAA Championships. In 2011, Kern competed in The Vinny, a local golf fundraising tournament hosted by singers Vince Gill and Amy Grant, and finished fourth in the event.

NT DARIUS KILGO

- Kilgo was on the practice squad of the Denver Broncos when the team won Super Bowl L, and he was on the practice squad of the New England Patriots when the team won Super Bowl LI.

G JOSH KLINE

- Kline was a standout wrestler in high school, winning the state title as a senior and finishing with a 45-1 record that year.

OLB HAROLD LANDRY III

- Landry could have entered the NFL Draft following his 16.5-sack junior season at Boston College. However, he chose to stay in school and received his degree in communications in December 2017.
- He and his son, Greyson, share the same June 5 birthday.

TITANS TIDBITS: THE BEST OF TITANS OFF-THE-FIELD HIGHLIGHTS

C/G COREY LEVIN (pronounced LEH-vin)

- Levin is the first member of his immediate family to graduate from college.
- A multi-sport athlete in high school, Levin also competed in baseball as a pitcher and third baseman.

T TAYLOR LEWAN (pronounced leh-WAHN)

- Lewan was the originator of the 2018 Offseason Titan Games, inspired by the popular video game Fortnite. The entire 90-man roster engaged in a contest in which two-man teams could eliminate other players anywhere other than at Saint Thomas Sports Park using foam swords.
- Lewan owns a taxidermied beaver named Steve. The fedora-donning stuffed rodent, who was a gift from Lewan's wife, Taylin, makes appearances around the Titans locker room, often appearing at the locker of an unsuspecting rookie.
- Lewan chose to wear jersey number 77 at Michigan and then at the pro level because of the legacy of Wolverine tackles who have donned the number, including Jake Long and Jon Jansen.
- His father, Dave, was a defensive lineman at the University of Minnesota.
- Lewan has several tattoos, including a mustache tattooed on his right index finger and a stick figure tattooed on the outside edge of his right hand that he calls his "right-hand man."
- At the 2014 NFL Scouting Combine, Lewan ran the 40-yard dash in 4.87 seconds, beating all other offensive linemen in his class and clocking the fourth-fastest time among offensive linemen from 2010-14.

RB DION LEWIS

- Lewis credits his parents, Leroy (former construction worker) and Linda (social worker) as the biggest influences on his career. "Growing up, they were hard on me and they made sure I stayed out of trouble," Lewis said. "That helped me out a lot later on in life."
- Lewis attended the University of Pittsburgh, but he was offered a scholarship from just two other schools, Miami (Ohio) and Tulane.

S KENDRICK LEWIS

- Just prior to the start of his high school senior year, Lewis' family relocated to Georgia from New Orleans immediately following Hurricane Katrina.
- Lewis was initially recruited as a wide receiver out of high school. He played receiver during his first year at Ole Miss before making the switch to defense for his final three collegiate seasons.

OLB LaTROY LEWIS

- At the University of Tennessee, Lewis was a recipient of the Aggregates USA, LLC Athletic Scholarship Fund, the Genreal Bob Neyland Endowment, and the Ragland Family Business Administration Athletic Endowment.

DL BENNIE LOGAN

- At Louisiana State, it has become a tradition for a player who possesses a selfless attitude to don the prestigious No. 18 jersey. The tradition of the number, which has become synonymous with success both on and off the field, originated in 2003 when LSU quarterback Matt Mauck helped guide the school to its first national championship since 1958. Entering his junior season, Logan was presented with the honor by graduating LSU defensive back Brandon Taylor.
- Logan credits his grandmother, Ella Faye Bonner, and his cousin, Harry Gary, as the two biggest influences in his life. "My grandmother is my hero because when my mother passed away, she took me in and raised me from junior high to high school and even helped me through college," said Logan. "My cousin, Harry, pushed me to work hard and motivated me and stayed on me. He paid for me to go to LSU's camp and that's when I really came onto the scene. Without him helping me by paying for me to go to camp and by pushing me to work hard, I wouldn't be in the place that I am right now."

QB MARCUS MARIOTA

- In 2016, Mariota launched of his Motiv8 Foundation, which serves the communities of Middle Tennessee, Eugene and Honolulu. The Motiv8 Foundation aims to create and support economic and educational programs and athletic activities to provide an alternative outlet for youth of troubled neighborhoods and backgrounds. The Foundation's programming centers around the tools for success that will allow more children to fully matriculate through grade-school and eventually attend college. Since its launch, the Motiv8 Foundation has awarded hundreds of thousands of dollars towards healthy lifestyle programming, and will continue to fulfill its mission through signature programs, strategic partnerships and fundraising initiatives.
- The Motiv8 Foundation puts on two full scale golf tournaments in Honolulu and Portland. It also has fed 5,000 homeless and workers in the homeless field on Oahu and Maui and additionally donated 1,000 pounds of dog food to two dog shelters on Oahu. The foundation will be hosting a job fair for homeless families and will be also donating a year supply of toiletries to more than 30 shelters across the state of Hawaii.
- Motiv8 sponsors the attendance of 1,200+ kids to a University of Hawaii game, 300+ kids to a Oregon Ducks game and more than a 100 kids to a Tennessee Titans game.
- Motiv8 also continues to be a major player in high school football in the state of

Hawaii with is presenting sponsorship of the nationally televised Polynesian Bowl, Hawaii High School all-star game - Life Champions Bowl and the scholarship generating GPA Showcase Hawaii.

- In 2018, the Motiv8 Foundation launched the Ardel Deppe Community Football Coach Award. The award recognizes three Hawaii football coaches (one top winner) from any level of play who best exemplify Marcus' grandfather's spirit of going the extra mile and giving back to the community.
- He is the oldest son of Toa and Alana Mariota. His younger brother, Matthew, is a tight end at Oregon.
- Mariota credits much of his athletic success to playing soccer in his youth. By the time he was eight years old, he was wearing a soccer jersey with the number 8, and he has kept the jersey number ever since then.

T TYLER MARZ (pronounced MARE-its)

- Marz has previously worked with Kids Against Hunger.

OLB DERRICK MORGAN

- With help from his wife, Chef Charity Morgan (chefcharitymorgan.com; @chefcharitymorgan on Instagram), Derrick sparked a change in many of his teammates that they credit with maximizing their energy and athleticism. After he transitioned to a vegan diet, several teammates followed—particularly on defense—and as of 2017 there were more than 10 Titans players on plant-based diets.
- Morgan is a 2016 graduate of the University of Miami's Executive MBA for Artists and Athletes program.
- As an angel investor, Morgan supports startup businesses he believes in by providing funding in exchange for equity.
- Morgan's entrepreneurial and community interests coalesced with his co-founding of Huddle Ventures, which he launched "to address challenges facing minority entrepreneurs by providing access to influencers in order to design smarter pathways to growing and sustaining wealth." Morgan and his company sent 100 students to South by Southwest in 2017 to help them pursue jobs with tech firms.
- During the 2017 offseason, Morgan hosted his All Pro 2.0 Football and Tech Camp in Nashville, during which participants were "introduced to a new world of imagination and creativity through football and STEM based learning using professional-grade technology and methods that your typical football camp will not have."
- Morgan helped deliver his daughter at home in April 2015.

OLB BRIAN ORAKPO

- Orakpo annually hosts The Brian Orakpo Leukemia Golf Classic to raise money for the National Capital Area Chapter of the Leukemia and Lymphoma Society.
- Orakpo is a good friend with former Titans safety Michael Griffin. The two played together for three seasons at the University of Texas and Griffin was an integral part in helping recruit Orakpo to Nashville.
- In 2018, Orakpo and Griffin opened a Gigi's Cupcakes shop in Bee Cave, Texas which is located just outside of Austin. The teammates were very hands-on leading up to the grand opening. They had their own two-a-day trainings, which involved working from 6:00 a.m. to 8:00 p.m. for three consecutive weeks while learning how to open the shop, bake and decorate cupcakes, be the cashier and close the shop. Orakpo and Griffin plan for this to be the first of several business ventures they pursue.

G/T KEVIN PAMPHILE (pronounced POM-feel)

- Pamphile has been active in sending school supplies and hygiene kits to students in his parents' homeland of Haiti. In February of 2017, he made his first trip to Haiti to donate goods and spend time with children and families battling challenging circumstances.
- In July 2017, Pamphile returned to Haiti to host a youth football camp for about 250 children.
- For his work in the Tampa area and in Haiti, Pamphile was the Buccaneers' 2016 winner of the Ed Block Courage Award.

OL AUSTIN PASZTOR

- Pasztor moved to the United States from Canada as a high school senior to attend Fork Union (Fa.) Military Academy.

TE MyCOLE PRUITT

- Pruitt graduated from Southern Illinois University in December 2014 with a degree in industrial technology.

CB LOGAN RYAN

- Logan and his wife, Ashley, are the founders of The Ryan Animal Rescue Foundation (ryananimalrescue.org). RARF works with animal welfare organizations to promote adoption and provide grants and educational opportunities. Every month on the 26th—the day corresponding to his jersey number—he posts a photo on social media with a dog that is in need of adoption along with the hashtag #ryans-monthlyrescue.
- During Super Bowl weekend in February 2018, RARF partnered with Animal Planet in the first-ever Dog Bowl, which featured adoptable adult and senior dogs.
- During the 2018 offseason, Ryan spent some time working with former running back Eddie George and George's long-time boxing coach.

TITANS TIDBITS

- During the 2017 and 2018 offseasons, Ryan and N.Y. Giants cornerback Eli Apple funded and hosted their #ThursdayNightLights Football Camp at Eastern High School in Voorhees, N.J.
- In June 2017, Ryan surprised his big brother, Jordan, by paying off his student loans for his 29th birthday. Logan cut a check for \$82,000 to the American Education Services to cover Jordan's loans from earning his engineering degree from Drexel University.
- When Ryan decided to leave Rutgers and enter the NFL Draft after his redshirt junior season in 2012, he made a promise to his parents that after his rookie year, he would return to school and earn his degree. Ryan kept his promise and graduated in the spring of 2014 with a degree in labor relations and a minor in psychology.

WR TAJAÉ SHARPE

- Sharpe's grandmother, Cozy Little, is a breast cancer survivor who was initially diagnosed in 2001. She was honored as the 12th Titan prior to a 2016 home game against the Cleveland Browns in conjunction with the team's Breast Cancer Awareness Month efforts.
- Sharpe was so excited to get into football mode that he brought his own football to the first day of the Titans rookie minicamp. He says he usually goes to sleep with it and carries one around as much as he can, just because
- Sharpe's family members nicknamed him "Show," short for "Showtime."

CB LeSHAUN SIMS

- He was commonly referred to as "Swis" in college because for his first college game the name on the back of his jersey was upside down. The nickname stuck, but some Titans teammates refer to him now as "Mouse" due to his quiet nature.
- Prior to Sims, no prior student-athlete from Andre Agassi Prep in Las Vegas, Nev., had ever earned an athletic scholarship. When he was a high school freshman, the Stars played eight-man football in the public charter school's first year with a football team. They moved to 11-man football during his sophomore year, and by his senior season, the team won a league title.

TE JONNU SMITH (pronounced JAH-new)

- Smith credits his mother, Karen, for his successes. Jonnu's father passed away as a result of a tow truck accident when he was four years old and his mother raised all six children by herself.
- Smith endured a lot of challenges as a youngster in Philadelphia and after his brother was arrested and one of his friends was killed on the streets, a decision needed to be made. His family didn't have the financial means to just uproot, so for his own safety Jonnu moved in with his mother's sister and brother-in-law, Darla and Mike Kirkland, in Ocala, Fla. He started playing high school football and even though he was far from a touted recruit, he earned a scholarship to Florida International where his play took off.
- Smith's best friend Willie "Quasim" Jefferson tragically died from a gun shot in October 2016. Jonnu gave his son the middle name Quasim in honor of him.

G QUINTON SPAIN

- Spain has hosted a Football Skills Camp the last three years in his hometown of Petersburg, Va. During his camp on July 1, 2017, Petersburg Mayor Sam Parham gave Spain a proclamation and officially declared it Quinton Spain Day.

G AARON STINNIE

- Stinnie did not play organized football until his junior year of high school, focusing on basketball until that point. At James Madison University, he spent his redshirt season and the following year as a defensive lineman before switching to offensive line.
- His father, Phil, played forward for the Virginia Commonwealth University basketball team and finished seventh on the school's career scoring list.
- He went to the same high school, St. Anne's-Belfield School in Charlottesville, Va., as NFL players Chris and Kyle Long.

TE LUKE STOCKER

- Stocker played in the 2010 Music City Bowl and in the process set a Tennessee record for position players by competing in all 52 games of his collegiate career.
- He is an avid bass fisherman and has participated in several small, local fishing tournaments. His goal is to be on the professional circuit after his NFL playing career is finished.

K RYAN SUCCOP (pronounced SUCK-up)

- Succop was given the title "Mr. Irrelevant" after being selected with the final pick (256th overall) of the 2009 NFL Draft.
- Succop is an avid golfer that sports a +2.2 handicap. He has played prestigious golf courses like Pine Valley, Silverleaf and Pinehurst.
- Succop caddied for his friend, Wesley Bryan, at the 2016 Nashville Golf Open, a Web.com event at Nashville Golf & Athletic Club. Succop and Bryan went to school together at the University of South Carolina.
- Succop registered 104 career goals and was a four-time all-conference and two-time all-state soccer selection at Hickory (N.C.) High School.
- Succop handled both the kicking and punting duties during his sophomore and junior seasons at South Carolina.

WR TAYWAN TAYLOR (pronounced TAY-wahn)

- Taylor's football life has taken him south on Interstate 65. A native of Louisville, which is approximately a three-hour drive from Nashville, he attended Western Kentucky University in Bowling Green, Ky., a one-hour commute from Nashville on the same highway.
- Taylor lists his football role model as Randy Moss.

S BRYNDEN TRAWICK (pronounced TRAH-wick)

- Trawick's father, George, was the head basketball coach at DeVry University in the early 1990s. He coached in the highest-scoring men's basketball game in NCAA history, regardless of division classification. On Jan. 12, 1992, Troy State University defeated DeVry 258-141 in a game that is considered to have established several unbreakable records.

S KENNY VACCARO

- In 2014, Vaccaro won the Jim Finks Good Guy Award for his cooperation with New Orleans media.
- Vaccaro's uncle, A.J. Johnson, played for the Washington Redskins (1989-94) and helped the team win Super Bowl XXVI. He also played a season with the San Diego Chargers (1995).
- His younger brother, Kevin, also played at Texas.

TE DELANIE WALKER

- Walker was named the Tennessee Titans Community Man of the Year in 2013 and 2015, due in large part to his tireless work with Mothers Against Drunk Driving. He teamed with MADD to help raise awareness of the dangers of drinking and driving after losing his aunt and uncle in a horrific accident near New Orleans after Super Bowl XLVII. The morning after San Francisco's loss to Baltimore at the Superdome, an alleged drunk driver killed Alice and Bryan Young only hours after Walker hugged Alice and Bryan at the team's postgame party. In addition to his work with MADD, Walker is an ambassador with the Tennessee Governor's Highway Safety Office's "Booze It and Lose It" campaign.
- In 2014, Walker established the Delanie Walker Gives Back Foundation (delaniewalker.org) to provide inner city and low-income children with the educational opportunities and resources to reach their full potential and beat the odds.
- During the 2016 offseason, Walker spearheaded a benefit dinner and auction for his foundation called "Carving It Up with Delanie Walker." He also launched "Delanie Walker's Imagination Station" at Fall-Hamilton Elementary School in collaboration with Scholastic Book Fairs to provide a new fully-furnished reading room for students.
- Over the years, Walker has owned quite a selection of cars, ranging from classics to newer models. His collection has included a 1964 Chevy Impala, 1972 Buick Skylark, 1989 Camaro IROC-Z28 and 2010 F250 truck.
- As a high school senior, he won the Division III 100m (10.6) and long jump (21-5) titles, while also serving as a member of the winning 4x100m relay team at the 2002 Miramonte League Meet.
- On Feb. 14, 2015, Walker was inducted into the Central Missouri Athletic Hall of Fame.

TE COLE WICK

- Wick was a six-sport athlete at Sacred Heart Catholic High School in Hallettsville, Texas, where he graduated with a class of 26 students. He played football, basketball, baseball, swimming, track and field and golf.

LB WESLEY WOODYARD (pronounced WOOD-yard)

- Woodyard was the recipient of the 2017 Titans Walter Payton Man of the Year award. He was a three-time nominee for the Walter Payton NFL Man of the Year while with the Broncos in 2010-11 and 2013.
- Woodyard is the co-founder of The 16Ways Foundation, which recognizes an emotional need for at-risk youth. The Foundation works on a national level to develop and implement workshops, seminars, camps, and other activities. Its primary focus is to work with at-risk youth between the ages of 8 and 18 and a secondary focus on adults in employment transition.
- During the last seven offseasons, Woodyard's 16Ways Foundation has hosted a youth football and cheer camp, as well as a charity golf outing in Lexington, Ky.
- In addition to his work with his own foundation, Woodyard has been a tireless advocate for the work of other non-profits, including the ALS Association and Second Harvest Food Bank. For the second year in a row, Woodyard used the NFL's My Cause My Cleats platform to raise awareness and funds for ALS. Woodyard's aunt suffered from ALS leading up to her death, and Woodyard is close to former Titans linebacker Tim Shaw, who was diagnosed with ALS in 2014. Woodyard also serves as the spokesperson for Second Harvest Food Bank of Middle Tennessee.
- Woodyard has been a captain in his first four seasons with the Titans. He joined Hall of Fame running back Floyd Little as the only players in Broncos franchise history to serve as a captain in each of their first six years with the club. In 2004, Woodyard also became the first-ever Kentucky freshman to serve as a team captain.
- Woodyard and teammate Jurrell Casey coach a women's flag football team that is comprised of wives and significant others of Titans players.

WE STAND FOR

In 2018, the Titans launched [We Stand For](#) as a platform for players, coaches and front office personnel to share personal stories about newsworthy causes and charities that are important to them.

The causes range widely from personal foundations to health research, to programs that equip men, women and children with the proper resources to be successful in all areas of life.

The goal of We Stand For is to create positive dialogue around the community work of the players, bringing attention to the causes that are meaningful in their lives.

Additionally, the club pledged to match charitable contributions of the players up to \$250,000.

Among the We Stand For initiatives are the following:

Jurrell Casey — *Social injustice reform and leveling the playing field for people in need*

[In Their Own Words](#) | [The Casey Fund](#) | [Project Return](#) | [Purpose Prep](#)

Derrick Morgan — *Education equity (quality of education regardless of zip code)*

[In Their Own Words](#) | [Oasis Center](#)

Brian Orakpo — *Social justice*

[In Their Own Words](#) | [The Tennessee Coalition for Sensible Justice](#)

Jon Robinson — *A world without juvenile diabetes*

[In Their Own Words](#) | [Juvenile Diabetes Research Foundation](#)

Ryan Succop — *Loving our neighbors and building a foundation to serve others in our local community*

[In Their Own Words](#) | [Carpenter's Square](#)

TITANS CONTROLLING OWNER AND CO-CHAIRMAN AMY ADAMS STRUNK

"I think our fans have always heard me talk about family. The Titans is a family. To use the words "I Stand For," it wasn't the right ring. If it's someone's passionate, individual cause, it's our cause, too. We're going to get with them, stand with them and help them get that cause out there."

[Video: Why 'We Stand For' is important to Amy Adams Strunk and the Titans family](#)



Mike Vrabel — *Equal access for educational opportunities*

[In Their Own Words](#) | [The 2nd & 7 Foundation](#)

Delanie Walker — *Public education*

[In Their Own Words](#) | [Delanie Walker Gives Back Foundation](#) | [Rocketown](#)

Wesley Woodyard — *Youth empowerment*

[In Their Own Words](#) | [16Ways Foundation](#)

TITANS AIM TO MAKE DIFFERENCE IN COMMUNITY WITH "WE STAND FOR" CAMPAIGN

by Jim Wyatt, TitansOnline.com
Sept. 28, 2018

NASHVILLE, Tenn. — We Stand For.

For Titans linebacker **Derrick Morgan**, it's education equity, or the quality of education regardless of your zip code.

For Titans cornerback **Logan Ryan**, it's promoting adoption and offering grants and educational opportunities to better the lives of animals.

For Titans defensive lineman **Jurrell Casey**, it's social injustice reform, and leveling the playing field for people in need.

For Titans linebacker **Wesley Woodyard**, it's youth empowerment.

For Titans general manager **Jon Robinson**, it's a world without diabetes.

The list of causes dear to the hearts of the Tennessee Titans is a long one, and the organization's "We Stand For" campaign is designed to bring the public's attention to the causes that are important to the team's players, coaches and executives.

The hope is it will lead to positive changes.

"I think most people in society look at us as these big gladiators, these football players, whether we are scoring touchdowns, or tackling and sacking the quarterback. But we are individuals as well," said Titans linebacker **Brian Orakpo**, whose cause is social justice. "And we have issues that need to be dealt with, need to be discussed. We have a team full of people with different backgrounds, but at the end of the day, we are all coming together for the ultimate goal, and that is to be successful as a unit and bring a togetherness."

The "We Stand For" campaign has been months in the making.

Tina Tuggle, Director of Community Relations for the Titans, said the campaign is designed to focus on positive ways to impact the Nashville community, and beyond. While the platform promotes social justice-related issues, it also promotes issues that affect society as a whole.

Titans coach **Mike Vrabel's** cause is equal access for educational opportunities. Titans tight end **Delanie Walker**, who has been active in bringing awareness to Mothers Against Drunk Driving, is promoting ways to improve public education. A large number of players, coaches and executives plan to participate, including controlling owner **Amy Adams Strunk**. More causes will be made public in the coming weeks.

As part of the campaign, the participants will share testimonials in

written pieces and in videos, providing a unique perspective on their lives, dating back to their childhood experiences, and how they want to make a difference in the community. A Public Service Announcement will air on the Nissan Stadium video boards during games.

"I am very pleased we are having the platform to stand up and express concerns for the community and what I feel like I want to change as a person and as a player," Woodyard said. "Our ownership and community relations are on the same page, and have a vision for improving the community. It is a great way to bring awareness to what we believe in."

Ryan said he hopes the campaign will allow fans an opportunity to see the players from a different perspective.

"It allows players the platform and the message to be heard, whatever you might stand for," Ryan said. "They are allowing me the platform to tell people what I do in the community in Nashville with animals, and rescuing and raising money for those causes. I just think it gives me the platform to be seen as being more than just a football player... I am doing more than just football here. I am in the community as a father."

"I am trying to use it as an opportunity to tell people I stand for more than just football. That's social injustice, that's community work, that's inner-city youth, that's education, that's many things."

Added Morgan: "This is what we stand for, this is what we are passionate about, these are what we donate our time to outside of football. ... We are human beings, and I think it is an opportunity to show who we are outside the game."

Tuggle said the campaign has been a group effort, starting with Strunk, who has been involved in the process from the beginning. Several players said Strunk's commitment has meant a lot.

"This would not be successful if all entities of the organization did not come together and see that this was a way we could make a difference in our community," Tuggle said. "So we had initial buy-in from the ownership group. Amy was amazing, **Kenneth (Adams IV)** was amazing, and the executive staff was amazing. (President and CEO) **Steve (Underwood)**, (Senior Vice President) **Stuart (Spears)**, Jon and Mike were all supportive from day one. And then the players' ability to see through it and understand it and wanting to be a part of it."

"I think collectively, having all of those groups say: 'This is a way we

(continued on next page)

TITANS AIM TO MAKE DIFFERENCE IN COMMUNITY WITH "WE STAND FOR" CAMPAIGN

can impact our community.' And the hope is we are successful enough, impacting our community in a positive way, that this is something other clubs, and potentially the league as a whole, could adopt one day."

The hope of the campaign is to foster positive dialogue around the community work of players and executives while raising awareness for the associated causes.

In addition, the club will match the charitable contributions of players up to \$250,000.

Casey said the support from the ownership group, from Strunk to Kenneth Adams to **Barclay Adams**, has made a big impact in the minds of players.

"It shows the organization and the people in this building, we are continuing to spread awareness about the things that we care about, and we are able to use our platform in a stronger, more powerful area now," Casey said. "Being able to let us spread the word about things we care daily about, it's huge."

Ryan said the team is united, and players supports one another. And they're hoping for support from those in the community.



"I know we put a helmet on and we are trying to put on a great show for our fans and trying to win championships, but it is bigger than that sometimes," Ryan said. "Just because I put a helmet on I don't want it to limit me in what I do in life."

"It's great to know the team is behind you with whatever you stand for, and we all stand together."

TITANS ON SOCIAL MEDIA

Team Website www.TitansOnline.com
 Mobile Website m.titansonline.com
 Facebook. @Titans
 Instagram. @Titans
 Snapchat nfltitans
 Twitter @Titans
 YouTube /titans

Follow individual Titans players at their personal accounts:

PLAYER	twitter	Instagram
P Austin Barnard	@barnyard47	@austinb47
LB Daren Bates	@DB_5trey	@weslynn_son56
WR Cameron Batson	@killacam_3_	@camb_13
LS Beau Brinkley	@brinkley86	@brinkley486
LB Jayon Brown	@JayonBrown12	@jayonbrown12
CB Malcolm Butler	@Mac_BZ	@Mac_BZ
S Kevin Byard	@KB31_Era	@KB31_savage
DT Jurrell Casey	@Jurrellc	@tattedmonster99
LB Will Compton	@_WillCompton	@_WillCompton
T Jack Conklin	@jack_conklin78	@jack_Conklin78
OLB Kamalei Correa	@kamalei_correa	@kamalei_correa
DB Dane Cruikshank	@Dane2Smooove	@Dane2Smooove
S Johnathan Cyprien	@cyp	@cyp
WR Corey Davis	@TheCDavis84	@coreydavis84
RB Dalyn Dawkins	@DDawki1	@totedatrockuno
DE Matt Dickerson	@doublemicky	@mattmicky
CB Kenneth Durden	@229kd	@229kd
LB Rashaan Evans	@616evans4	@r.blade_
OLB Sharif Finch	@S_Finch6	@sfinch6
TE Anthony Firkser		@asapfirk
RB David Fluellen	@DavidFluellenJr	@davidfluellenjr
QB Blaine Gabbert	@BlaineGabbert	@BlaineGabbert
LB Nigel Harris	@wiz_kidnookie7	@wiz_kidnookie7
RB Derrick Henry	@KingHenry_2	@last_king_2
CB Adoree' Jackson	@adoreeknows	@adoreeknows
WR Darius Jennings	@dariusjennings_	@dariusjennings_
DL Austin Johnson	@AJohn15	@ajohn_94
C Ben Jones		@jones60ben
DL DaQuan Jones	@RiDQulous_98	@dqj_90
CB Joshua Kalu	@BluesKalus	@BluesKalus

PLAYER	twitter	Instagram
T/G Dennis Kelly	@denniskelly67	@denniskelly67
P Brett Kern	@brettkern6	@brettkern6
NT Darius Kilgo	@D_kilgo97	@big_kill3
G Josh Kline	@joshkline64	@jkline64
OLB Harold Landry III	@haroldlandry	@haroldlandry
C/G Corey Levin	@coreylevin62	@coreylevin62
T Taylor Lewan	@TaylorLewan77	@taylorlewan
RB Dion Lewis	@DionLewisRB	@d_lew33
S Kendrick Lewis	@klewis	@im_klewis23
OLB LaTroy Lewis	@MrPrimetime4	@mrprimetime4
DL Bennie Logan	@da_king_son18	@da_king_son18
T Tyler Marz	@TylerMarz61	@tylermarz
OLB Derrick Morgan	@dmorg91	@dmorg91
OLB Brian Orakpo	@rak98	@orakpo98
LB Nate Palmer	@natep4	@natep4
G/T Kevin Pamphile	@KevinPamphile64	@kevin_pamphile64
OL Austin Pasztor	@APsixseven	@apsixseven
TE MyCole Pruitt	@flyyCole_x4	@flyycole_x4
CB Logan Ryan	@realloganryan	@realloganryan
WR Tajaé Sharpe	@show19ine	@show19ine
CB LeShaun Sims	@leshaunsims	@leshauns36
TE Jonnu Smith	@Easymoney_81	@jonnusmith81
CB Tye Smith	@TyeSmithCB	@tyesmith
G Quinton Spain	@quinton_spain	@mr.undrafted
G Aaron Stinnie	@lil_stinnie	@lil_stinnie
TE Luke Stocker	@lukestocker88	@lukestocker88
K Ryan Succop	@ryansuccop	@ryansuccop06
WR Taywan Taylor	@silentgrind2	@silentgrind2
S Brynden Trawick	@YoungTrawick_	@bt_riseabove
S Kenny Vaccaro	@KennyVaccaro4	@kennyvaccaro
TE Delanie Walker	@delaniewalker82	@delaniewalker82
TE Cole Wick	@kingcole45	
LB Wesley Woodyard	@wooddro52	@wooddro52

MEDIA CONTACT INFORMATION

Titans Practice Facility/Training Camp Site:

Saint Thomas Sports Park
460 Great Circle Road
Nashville, TN 37228

Nissan Stadium:

One Titans Way
Nashville, TN 37213

Media-Only Website/Credential Application:

<http://titanup.co/creds> (username and password
available through Titans media relations)

Phone:

(615) 565-4000 (main)
(615) 565-4100 (media relations)
(615) 565-4450 (Nissan Stadium press box - home PR)
(615) 565-4140 (community relations hotline)
(615) 565-4200 (ticket office)

Titans Communications:

Senior Director of Communications

Robbie Bohren, (615) 565-4101
rbohren@titans.nfl.com

Senior Director of Digital Media

Gary Glenn, (615) 565-4058
gglenn@titans.nfl.com

Assistant Director of Digital Media

Jeff Harding, (615) 565-4065
jharding@titans.nfl.com

Senior Writer/Editor

Jim Wyatt, (615) 565-4183
jwyatt@titans.nfl.com

Assistant Director of Media Relations

Dwight Spradlin, (615) 565-4102
dspradlin@titans.nfl.com

Media Relations Manager

Jared Puffer, (615) 565-4107
jpuffer@titans.nfl.com

Social Media Manager

Nate Bain, (615) 565-4106
nbain@titans.nfl.com

Media Relations Assistant

Kim Smith, (615) 565-4103
ksmith@titans.nfl.com

Social Media Assistant

Jourdan Gottlieb, (615) 565-4151
jgottlieb@titans.nfl.com

Media Relations Seasonal Assistant

Kenyah Jordan-Jackson, (615) 565-4123
kjordan@titans.nfl.com



TITANS TV RATINGS

2018 regular season Titans television ratings in the Nashville market:

Date/Opponent	Day/Time	Network	Rating/Share	Rank
9/9 at Mia	Sun. noon	FOX	19.9/34 ^A	1
9/16 vs Hou	Sun. noon	CBS	19.6/36	1
9/23 at Jax	Sun. noon	CBS	22.1/37	1
9/30 vs Phi	Sun. noon	FOX	20.7/38	1
10/7 at Buf	Sun. noon	CBS	23.9/43	1
10/14 vs Bal	Sun. 3:25 p.m.	CBS	25.8/40	1
10/21 at LAC (London)	Sun. 8:30 a.m.	CBS	20.2/43	1
11/5 at Dal	Mon. 7:15 p.m.	ESPN/WKRN	28.0/40 ^B	1 ^C
11/11 vs NE	Sun. noon	CBS	26.0/46	1
11/18 at Ind	Sun. noon	CBS	16.9/32	2
11/26 at Hou	Mon. 7:15 p.m.	ESPN/WKRN	21.6/33 ^B	1 ^C
12/2 vs NYJ	Sun. 3:05 p.m.	CBS	22.1/37	1
12/6 vs Jax	Thu. 7:20 p.m.	FOX/NFLN	21.8/34	1
12/16 at NYG	Sun. noon	CBS	23.9/42	1
12/22 vs Was	Sat. 3:30 p.m.	NFLN/WSMV	21.9/40 ^D	1
12/30 vs Ind	Sun. 7:20 p.m.	NBC	29.4/46	1

2018 Regular Season Average **22.7/39**

A - Game on 9/9 included two extended weather delays; rating/share average combined three separate blocks (noon-1:15, 3:00-4:00, 6:00-7:15); B - Rating/share on 11/5 and 11/26 combined ESPN and WKRN; C - Rank for Monday night games measured against previous week's (Monday-Sunday) programming; D - Rating/share on 12/22 combined NFLN and WSMV

Previous yearly Titans television ratings in the Nashville market (regular season only):

Regular Season	Avg. Rating/Share
2017	19.9/35
2016	22.0/38
2015	21.3/37
2014	20.7/36
2013	25.0/41
2012	23.5/39
2011	27.7/46
2010	30.2/50
2009	30.9/50
2008	32.4/55
2007	28.6/49
2006	23.0/42
2005	21.8/42
2004	26.5/48
2003	33.4/57
2002	26.8/49
2001	24.5/42
2000	29.1/50
1999	19.8/35



2018 NFL DIVISIONAL STANDINGS

AFC East	W	L	T	Pct
zyx-New England Patriots	11	5	0	0.688
Miami Dolphins	7	9	0	0.438
Buffalo Bills	6	10	0	0.375
New York Jets	4	12	0	0.250

AFC North	W	L	T	PCT
yx-Baltimore Ravens	10	6	0	0.625
Pittsburgh Steelers	9	6	1	0.594
Cleveland Browns	7	8	1	0.469
Cincinnati Bengals	6	10	0	0.375

AFC South	W	L	T	PCT
yx-Houston Texans	11	5	0	0.688
x-Indianapolis Colts	10	6	0	0.625
Tennessee Titans	9	7	0	0.563
Jacksonville Jaguars	5	11	0	0.313

AFC West	W	L	T	PCT
*zyx-Kansas City Chiefs	12	4	0	0.750
x-Los Angeles Chargers	12	4	0	0.750
Denver Broncos	6	10	0	0.375
Oakland Raiders	4	12	0	0.250

NFC East	W	L	T	PCT
yx-Dallas Cowboys	10	6	0	0.625
x-Philadelphia Eagles	9	7	0	0.563
Washington Redskins	7	9	0	0.438
New York Giants	5	11	0	0.313

NFC North	W	L	T	PCT
yx-Chicago Bears	12	4	0	0.750
Minnesota Vikings	8	7	1	0.531
Green Bay Packers	6	9	1	0.406
Detroit Lions	6	10	0	0.375

NFC South	W	L	T	PCT
*zyx-New Orleans Saints	13	3	0	0.813
Atlanta Falcons	7	9	0	0.438
Carolina Panthers	7	9	0	0.438
Tampa Bay Buccaneers	5	11	0	0.313

NFC West	W	L	T	PCT
zyx-Los Angeles Rams	13	3	0	0.813
x-Seattle Seahawks	10	6	0	0.625
San Francisco 49ers	4	12	0	0.250
Arizona Cardinals	3	13	0	0.188

x - clinched playoff berth
z - clinched first-round bye

y - clinched division title
* - clinched home-field advantage

TITANS OFFENSIVE AND DEFENSIVE RANKINGS BY THE WEEK AND BY THE SEASON

Offensive rankings in 2018 by the week based on yardage, followed by yearly rankings since 1999:

2018 Season		NFL Offense			AFC Offense		
Week	Opp.	Tot	Rush	Pass	Tot	Rush	Pass
1	at Mia	14	13T	18	9	10	10
2	Hou	25	15	25	14	8	13
3	at Jax	29	10	29	15	5	15
4	Phi	26	14	26	13	7	13
5	at Buf	29	17	29	14	9	15
6	Bal	30	22	30	15	12	15
7	at LAC	30	17	30	15	8	15
8	Bye	30	19	30	15	10	15
9	at Dal	30	16T	30	15	8T	15
10	NE	30	15	30	15	6	15
11	at Ind	30	15	30	15	7	15
12	at Hou	30	19	30	15	11	15
13	NYJ	28	17	29	13	9	14
14	Jax	28	11	29	13	5	14
15	at NYG	27	5	30	13	2	15
16	Was	26	5	29	12	2	14
17	Ind	25	7	29	11	3	14

Final regular season team rankings:

Titans in 2017	23	15	23	9	8	11
Titans in 2016	11	3	25	5	2	11
Titans in 2015	30	25	25T	16	10	14
Titans in 2014	29	26	22	14	14	11
Titans in 2013	22	14	21	11	7	11
Titans in 2012	26	21	22	12	10	11
Titans in 2011	17	31	12	8	16	5
Titans in 2010	27	17	25	15	10	13
Titans in 2009	12	2	23	6	2	10
Titans in 2008	21	7	27	10	3	12
Titans in 2007	21	5	27	10	3	14
Titans in 2006	27	5	30	12	3	15
Titans in 2005	17	23	9	10	12	5
Titans in 2004	11	14	10	6	10	5
Titans in 2003	8	26	5	4	14	3
Titans in 2002	17	11	20	9	7	11
Titans in 2001	8	12	8T	5	8	4
Titans in 2000	14	7	16	8	6	8
Titans in 1999	13	13	13T	6	9	5T

Defensive rankings in 2018 by the week based on yardage, followed by yearly rankings since 1999:

2018 Season		NFL Defense			AFC Defense		
Week	Opp.	Tot	Rush	Pass	Tot	Rush	Pass
1	at Mia	16	18	12	8	9	6
2	Hou	25	25	18	13	13	10
3	at Jax	12	23	10	5	12	4
4	Phi	17	25	12	7	14	4
5	at Buf	7	26	4	4	14	2
6	Bal	8	26	5	4	12	3
7	at LAC	10	18	8	5	8	4
8	Bye	11	18	9	5	7	4
9	at Dal	8	16	8	4	6	4
10	NE	6	10T	6	4	3T	4
11	at Ind	9	11	10	6	5	6
12	at Hou	10	17	8	7	9	6
13	NYJ	9	19T	5	6	9	4
14	Jax	9	16	5	6	8	4
15	at NYG	7	12	6	4	7	4
16	Was	7	14	6	4	7	4
17	Ind	8	18	6	5	8	4

Final regular season team rankings:

Titans in 2017	13	4	25	5	1	12
Titans in 2016	20	2	30	11	1	16
Titans in 2015	12	18	7	8	12	3
Titans in 2014	27	31	15	16	15	9
Titans in 2013	14	20	11	8	8	6
Titans in 2012	27	24	26	15	11	14
Titans in 2011	18T	24	14	11	11	10
Titans in 2010	26	20	29	13	10	14
Titans in 2009	28	11T	31	14	5T	16
Titans in 2008	7	6	9	3	3	4
Titans in 2007	5	5	10	4	3	9
Titans in 2006	32	30	27	16	15	15
Titans in 2005	19	22	17	10	11	7
Titans in 2004	27	18	26	13	11	12
Titans in 2003	12	1	30	9	1	15
Titans in 2002	10	2	25	5	2	13
Titans in 2001	25	5	31	15	3	16
Titans in 2000	1	3	1	1	2	1
Titans in 1999	17	10	25	12	6	15

TENNESSEE TITANS OFFENSIVE AND DEFENSIVE STATS, 1999-2018

1999-2018 TITANS - OFFENSE																				
OFFENSE	2018	2017	2016	2015	2014	2013	2012	2011	2010	2009	2008	2007	2006	2005	2004	2003	2002	2001	2000	1999
GAMES (Won-Lost)	9-7	9-7	9-7	3-13	2-14	7-9	6-10	9-7	6-10	8-8	13-3	10-6	8-8	4-12	5-11	12-4	11-5	7-9	13-3	13-3
FIRST DOWNS	289	290	322	298	258	311	260	281	252	288	268	306	261	279	308	310	312	288	299	294
Rushing	106	97	115	66	75	103	70	71	73	115	108	118	105	72	85	84	112	87	107	109
Passing	156	157	175	195	159	172	166	185	155	154	143	171	133	191	200	211	182	179	167	167
Penalty	27	36	32	37	24	36	24	25	24	19	17	17	23	16	23	15	18	22	25	18
YDS GAINED (tot)	4,998	5,024	5,728	4,988	4,859	5,390	5,010	5,361	4,834	5,623	5,018	4,987	4,810	5,122	5,487	5,501	5,272	5,352	5,350	5,296
Avg per Game	312.4	314.0	358.0	311.8	303.7	336.9	313.1	335.1	302.1	351.4	313.6	311.7	300.6	320.1	342.9	343.8	329.5	334.5	334.4	331.0
RUSHING (net)	2,023	1,833	2,187	1,485	1,447	1,894	1,687	1,438	1,727	2,592	2,199	2,109	2,214	1,525	1,871	1,623	1,952	1,794	2,085	1,811
Avg per Game	126.4	114.6	136.7	92.8	90.4	118.4	105.4	89.9	107.9	162.0	137.4	131.8	138.4	95.3	116.9	101.4	122.0	112.1	130.3	113.2
Rushes	454	443	476	371	356	462	378	376	406	499	508	543	469	397	420	486	511	468	546	459
Yards per Rush	4.5	4.1	4.6	4.0	4.1	4.1	4.5	3.8	4.3	5.2	4.3	3.9	4.7	3.8	4.5	3.3	3.8	3.8	3.8	3.9
PASSING (net)	2,975	3,191	3,541	3,503	3,412	3,496	3,323	3,923	3,107	3,031	2,819	2,878	2,596	3,597	3,616	3,878	3,320	3,558	3,265	3,485
Avg per Game	185.9	199.4	221.3	218.9	213.3	218.5	207.7	245.2	194.2	189.4	176.2	179.9	162.3	224.8	226.0	242.4	207.5	222.4	204.1	217.8
Passes Att.	437	496	504	551	513	533	540	584	474	476	453	464	447	594	589	502	500	515	462	527
Completed	293	306	307	342	299	328	318	353	273	271	265	288	226	358	356	315	306	307	286	304
Pct Completed	67.0	61.7	60.9	62.1	58.3	61.5	58.9	60.4	57.6	56.9	58.5	62.1	50.6	60.3	60.4	62.7	61.2	59.6	61.9	57.7
Yards Gained	3,255	3,394	3,720	3,893	3,738	3,710	3,577	4,113	3,278	3,104	2,902	3,077	2,748	3,797	3,933	4,031	3,441	3,867	3,430	3,622
Sacked	47	35	28	54	50	37	39	24	27	15	12	30	29	31	44	25	21	43	28	25
Yards Lost	280	203	179	390	326	214	254	190	171	73	83	199	152	200	317	153	121	309	165	137
Had Intercepted	12	17	11	17	16	16	16	14	15	15	9	17	19	14	19	9	15	17	16	13
Yards Opp Ret	219	262	203	263	214	132	260	167	120	121	88	116	250	293	306	264	179	163	236	227
Opp TDs on Int	1	2	3	3	1	1	4	3	1	0	0	0	2	4	2	3	2	2	3	2
PUNTS	75	75	77	88	89	79	83	86	77	69	87	73	88	78	79	71	66	85	76	90
Avg Yards	46.4	49.7	44.2	47.4	46.3	42.9	46.4	43.6	42.9	43.4	42.8	41.9	42.7	43.2	42.9	43.9	41.3	42.0	40.8	42.5
PUNT RETURNS	27	36	30	38	30	31	31	47	27	33	34	42	37	45	40	37	28	36	53	40
Avg Return	8.8	8.5	7.9	8.1	6.9	7.7	15.3	10.4	12.2	6.7	9.7	8.7	12.6	9.3	4.3	11.6	7.8	7.8	12.7	9.0
Returned for TD	0	0	0	0	0	0	3	1	1	0	0	0	3	1	0	1	0	0	1	1
KICKOFF RETURNS	23	28	33	33	48	44	63	32	64	69	52	52	79	70	79	68	50	71	47	56
Avg Return	32.0	22.1	19.1	20.6	23.4	24.9	23.6	26.0	24.3	20.5	25.4	21.1	23.2	24.2	19.7	19.1	19.6	19.9	26.1	18.6
Returned for TD	1	0	0	0	0	0	1	1	1	0	0	0	0	0	0	0	0	1	0	0
PENALTIES	82	85	110	93	111	101	106	104	128	98	108	101	94	125	110	110	112	119	107	114
Yards Penalized	727	785	1,012	779	961	900	847	960	1,040	821	855	773	803	1,002	923	887	891	1,025	870	1,069
FUMBLES BY	18	10	17	25	23	27	21	17	22	27	18	32	29	27	33	24	20	18	24	17
Fumbles Lost	6	8	7	16	10	9	12	8	14	16	8	17	7	12	12	12	10	11	14	9
Opp Fumbles	14	23	12	16	7	24	15	20	25	20	28	26	19	20	22	21	22	21	39	39
Opp Fum Lost	6	9	6	8	4	12	5	12	8	7	11	12	11	11	12	13	11	11	13	24
POSS. TIME (avg)	29:28	29:51	30:32	29:25	27:31	30:00	27:18	27:52	25:54	28:27	29:09	31:38	27:17	31:13	31:40	32:52	32:47	31:29	33:48	31:30
TOUCHDOWNS	34	33	46	37	28	41	36	34	40	39	41	28	36	33	41	48	42	39	38	46
Rushing	15	18	16	10	6	16	10	8	13	19	24	17	15	8	12	11	16	12	14	19
Passing	16	14	29	25	20	22	17	22	24	16	13	9	13	20	27	30	22	23	18	23
Returns	3	1	1	2	2	3	9	4	3	4	4	2	8	5	2	7	4	4	6	4
EXTRA-PT KICKS	28/31	31/33	39/41	29/31	27/27	41/41	35/35	34/34	38/38	37/37	40/40	28/28	32/32	30/32	39/39	43/44	36/36	34/35	37/38	43/43
2-PT CONVERSIONS	0/1	0/0	0/5	3/5	0/1	0/0	1/1	0/0	1/2	1/2	1/1	0/0	3/3	0/1	1/2	3/4	2/6	3/4	0/0	1/3
FIELD GOALS/FGA	26/30	35/42	22/24	14/16	19/22	25/29	25/31	29/32	24/26	27/32	29/33	35/39	22/28	23/29	19/27	32/37	25/31	20/28	27/33	21/25
POINTS SCORED	310	334	381	299	254	362	330	325	356	354	375	301	324	299	344	435	367	336	346	392
TURNOVER DIFF.	-1	-4	0	-14	-10	0	-4	+1	-4	-4	+14	0	+2	-6	-1	+13	+4	-4	0	+19

1999-2018 TITANS - DEFENSE																				
DEFENSE	2018	2017	2016	2015	2014	2013	2012	2011	2010	2009	2008	2007	2006	2005	2004	2003	2002	2001	2000	1999
POINTS ALLOWED	303	356	378	423	438	381	471	317	339	402	234	297	400	421	439	324	324	388	191	324
OPP FIRST DOWNS	298	323	324	317	357	329	358	324	356	323	276	268	329	294	318	275	297	300	215	300
Rushing	98	68	70	101	119	108	122	111	107	89	81	80	121	89	99	79	75	79	62	81
Passing	182	231	227	192	211	191	210	187	214	210	166	165	181	180	189	167	197	192	134	193
Penalty	18	24	27	24	27	30	26	26	35	24	29	23	27	25	30	29	25	29	19	26
OPP YARDS GAINED	5,334	5,248	5,720	5,475	5,968	5,407	5,999	5,682	5,883	5,850	4,698	4,665	5,915	5,110	5,724	4,901	4,964	5,515	3,814	5,245
Avg per Game	333.4	328.0	357.5	342.2	373.0	337.9	374.9	355.1	367.7	365.6	293.6	291.6	369.7	319.4	357.8	306.3	310.3	344.7	238.4	327.8
OPP RUSHING(net)	1,863	1,420	1,413	1,797	2,195	1,795	2,035	2,053	1,851	1,711	1,502	1,478	2,313	1,894	1,917	1,295	1,424	1,431	1,390	1,550
Avg per Game	116.4	88.8	88.3	112.3	137.2	112.2	127.2	128.3	115.7	106.9	93.9	92.4	144.6	118.4	119.8	80.9	89.0	89.4	86.9	96.9
Rushes	429	398	356	462	515	446	483	461	474	402	403	369	506	449	421	342	372	405	387	383
Yards per Rush	4.3	3.6	4.0	3.9	4.3	4.0	4.2	4.5	3.9	4.3	3.7	4.0	4.6	4.2	4.6	3.8	3.8	3.5	3.6	4.0
OPP PASSING(net)	3,471	3,828	4,307	3,678	3,773	3,612	3,964	3,629	4,032	4,139	3,196	3,187	3,602	3,216	3,807	3,606	3,540	4,084	2,424	3,695
Avg per Game	216.9	239.3	269.2	229.9	235.8	225.8	247.8	226.8	252.0	258.7	199.8	199.2	225.1	201.0	237.9	225.4	221.3	255.3	151.5	230.9
Passes Att.	533	605	635	502	545	545	564	591	625	604	575	569	530	470	524	546	562	559	466	557
Completed	337	369	388	319	347	344	374	369	410	404	342	349	335	296	333	332	339	328	242	312
Pct Completed	63.2	61.0	61.1	63.5	63.7	63.1	66.3	62.4	65.6	66.9	59.5	61.3	63.2	63.0	63.5	60.8	60.3	58.7	51.9	56.0
Sacked	39	43	40	39	39	36	39	28	40	32	44	40	26	41	32	38	40	32	55	54
Yards Lost	248	272	278	271	222	227	241	180	272	224	262	241	148	246	220	223	213	175	337	305
INTERCEPTED BY	11	12	12	11	12	13	19	11	17	20	20	22	17	9	18	21	18	13	17	16
Yards Returned	120	154	68	164	122	113	358	179	198	433	351	358	282	129	285	312	198	78	285	257
Returned for TD	2	0	0	1	1	1	4	1	1	4	3	2	2	2	1	3	3	0	4	1
OPP PUNT RETURNS	33	41	36	47	43	35	39	36	35	29	32	31	33	32	31	30	28	36	28	45
Avg return	9.0	7.0	9.6	12.9	8.1	6.0	10.4	6.1	6.1	7.2	9.1	8.8	8.4	4.5	6.3	9.2	13.9	7.3	5.7	7.4
OPP KICKOFF RET	25	32	21	22	31	45	33	30	56	71	61	58	58	57	69	81	74	57	76	76
Avg return	27.8	23.4	22.0	27.2	27.6	24.4	26.1	22.7	24.8	24.1	25.0	24.2	21.8	22.6	20.1	18.8	20.0	24.9	20.9	21.0
OPP TOUCHDOWNS	32	36	43	51	48	40	55	34	32	48	25	35	46	51	52	35	40	46	20	39
Rushing	9	5	10	11	17	21	16	10	7	16	12	11	20	12	18	10	7	17	7	8
Passing	21	27	25	34	28	15	31	21	23	31	12	21	24	33	29	20	27	27	10	26
Returns	2	4	8	6	3	4	8	3	2	1	1	3	2	6	5	5	6	2	3	5

2018 TENNESSEE TITANS REGULAR SEASON STATISTICS

Won 9, Lost 7

Date	W-L	Score	OT	Opponent	Attendance
09/09	L	20-27		at Miami	65,184
09/16	W	20-17		Houston	62,372
09/23	W	9-6		at Jacksonville	64,015
09/30	W	26-23	OT	Philadelphia	69,013
10/07	L	12-13		at Buffalo	68,202
10/14	L	0-21		Baltimore	64,441
10/21	L	19-20		at L.A. Chargers	84,301
11/05	W	28-14		at Dallas	90,466
11/11	W	34-10		New England	69,363
11/18	L	10-38		at Indianapolis	57,401
11/26	L	17-34		at Houston	71,826
12/02	W	26-22		N.Y. Jets	60,904
12/06	W	30-9		Jacksonville	60,344
12/16	W	17-0		at N.Y. Giants	74,538
12/22	W	25-16		Washington	60,746
12/30	L	17-33		Indianapolis	68,978

Statistic	Tenn.	Opp.
Total First Downs	289	298
Rushing	106	98
Passing	156	182
Penalty	27	18
3rd Down: Made/Att	82/205	75/205
3rd Down Pct.	40.0	36.6
4th Down: Made/Att	7/12	11/20
4th Down Pct.	58.3	55.0
Possession Avg.	29:28	30:32
Total Net Yards	4998	5334
Avg. Per Game	312.4	333.4
Total Plays	938	1001
Avg. Per Play	5.3	5.3
Net Yards Rushing	2023	1863
Avg. Per Game	126.4	116.4
Total Rushes	454	429
Net Yards Passing	2975	3471
Avg. Per Game	185.9	216.9
Sacked/Yards Lost	47/280	39/248
Gross Yards	3255	3719
Att./Completions	437/293	533/337
Completion Pct.	67.0	63.2
Had Intercepted	12	11
Punts/Average	75/46.4	71/46.1
Net Punting Avg.	75/41.7	71/39.4
Penalties/Yards	82/727	120/984
Fumbles/Ball Lost	18/6	14/6
Touchdowns	34	32
Rushing	15	9
Passing	16	21
Returns	3	2

Score By Periods	Q1	Q2	Q3	Q4	OT	PTS
Team	76	58	69	101	6	310
Opponents	70	105	63	62	3	303

Scoring	TD	Rush	Rec	Ret	K-PAT	FG	S	PTS
Succop	0	0	0	0	28/31	26/30	0	106
Henry	12	12	0	0			0	72
C. Davis	4	0	4	0			0	24
J. Smith	3	0	3	0			0	18
D. Lewis	2	1	1	0			0	12
Mariota	2	2	0	0			0	12
Sharpe	2	0	2	0			0	12
Stocker	2	0	2	0			0	12
Brown	1	0	0	1			0	6
Butler	1	0	0	1			0	6
Cruikshank	1	0	1	0			0	6
Firkser	1	0	1	0			0	6
Jennings	1	0	0	1			0	6
Pruitt	1	0	1	0			0	6
Taylor	1	0	1	0			0	6
Team	34	15	16	3*	28/31	26/30	0	310
Opponents	32	9	21	2	31/32	26/29	0	303

2-Pt Conv: TM 0-1, OPP 0-0

Sacks: Casey 7.0, Brown 6.0, Landry 4.5, Woodyard 4.5, Ryan 4.0, Correa 3.5, Byard 2.0, Vaccaro 2.0, Finch 1.5, Orakpo 1.5, Butler 1.0, Johnson 1.0, D. Morgan 0.5, TM 39.0, OPP 47.0

FUM/Lost: Mariota 9/2, Jackson 3/1, Batson 1/0, C. Davis 1/0, Henry 1/1, D. Lewis 1/1, J. Smith 1/0, Taylor 1/1

Rushing	No.	Yds	Avg	Long	TD
Henry	215	1,059	4.9	99t	12
D. Lewis	155	517	3.3	36	1
Mariota	64	357	5.6	27	2
C. Davis	6	55	9.2	39	0
Fluellen	4	16	4.0	13	0
Sharpe	1	16	16.0	16	0
Jennings	1	2	2.0	2	0
Batson	1	1	1.0	1	0
Gabbert	6	0	0.0	1	0
Stocker	1	0	0.0	0	0
Team	454	2,023	4.5	99t	15
Opponents	429	1,863	4.3	97t	9

Receiving	No.	Yds	Avg	Long	TD
C. Davis	65	891	13.7	51	4
D. Lewis	59	400	6.8	37	1
Taylor	37	466	12.6	55	1
Sharpe	26	316	12.2	28	2
J. Smith	20	258	12.9	61t	3
Firkser	19	225	11.8	28	1
Stocker	15	165	11.0	31	2
Henry	15	99	6.6	21	0
Jennings	11	101	9.2	36	0
Pruitt	9	102	11.3	27	1
Batson	8	82	10.3	26	0
Walker	4	52	13.0	16	0
Matthews	3	11	3.7	4	0
Cruikshank	1	66	66.0	66t	1
Mariota	1	21	21.0	21	0
Team	293	3,255	11.1	66t	16
Opponents	337	3,719	11.0	75t	21

Interceptions	No.	Yds	Avg	Long	TD
Byard	4	1	0.3	1	0
Butler	3	90	30.0	56t	1
Jackson	2	7	3.5	7	0
Brown	1	22	22.0	22t	1
Vaccaro	1	0	0.0	0	0
Team	11	120	10.9	56t	2
Opponents	12	219	18.3	54	1

Punting	No.	Yds	Avg	Net	TB	In	Lg	B
Kern	74	3,483	47.1	41.7	3	39	62	1
Team	75	3,483	46.4	41.7	3	39	62	1
Opponents	71	3,275	46.1	39.4	12	27	68	0

Punt Returns	Ret	FC	Yds	Avg	Long	TD
Jackson	16	9	148	9.3	26	0
Matthews	4	0	38	9.5	18	0
Williams	4	1	47	11.8	38	0
Batson	3	1	4	1.3	5	0
Team	27	11	237	8.8	38	0
Opponents	33	16	296	9.0	51	0

Kickoff Returns	No.	Yds	Avg	Long	TD
Jennings	22	698	31.7	94t	1
Cruikshank	1	39	39.0	39	0
Team	23	737	32.0	94t	1
Opponents	25	696	27.8	102t	1

Field Goals	1-19	20-29	30-39	40-49	50+
Succop	0/0	5/6	13/13	5/7	3/4
Team	0/0	5/6	13/13	5/7	3/4
Opponents	0/0	6/6	8/9	8/8	4/6

Succop: (47G,53G) (42G,31G) (39G,48N,36G,28G) (42G, 33G) (25G,54G,39G,50G) () (28G,33G,51N) (28N) (33G,31G) (42G) (31G) (24G,33G) (33G) (48N,22G) (42G,33G) (38G)
 OPP: (27G,30G) (54N,34G) (46G,38G) (27G,30G,37G) (40G,46G) () (29G,28G) (38N) (52G,52N) (22G) (43G,47G) (54G,34G,43G,39G,39G) () () (50G,40G,46G) (53G,25G)

* Return TDs: 94-yd kickoff return by Jennings at Mia., 9/9/18; 56-yd interception return by Butler vs. Was., 12/22/18; 22-yd interception return by Brown vs. Ind., 12/30/18

Passing	Att	Cmp	Yds	Cmp%	Yds/Att	TD	TD%	Int	Int%	Long	Sack/Lost	Rating
Mariota	331	228	2528	68.9	7.64	11	3.3	8	2.4	61t	42/243	92.3
Gabbert	101	61	626	60.4	6.20	4	4.0	4	4.0	35	5/37	74.9
Henry	3	2	14	66.7	4.67	0	0.0	0	0.0	8	0/0	77.1
Byard	1	1	66	100.0	66.00	1	100.0	0	0.0	66t	0/0	158.3
Jennings	1	1	21	100.0	21.00	0	0.0	0	0.0	21	0/0	118.8
Team	437	293	3,255	67.0	7.45	16	3.7	12	2.7	66t	47/280	89.8
Opponents	533	337	3,719	63.2	6.98	21	3.9	11	2.1	75t	39/248	88.4

2018 TENNESSEE TITANS REGULAR SEASON DEFENSIVE STATISTICS

PLAYER	TACKLES			SACKS		QB		INTERCEPTIONS				FUMBLES			
	Tot	Solo	Asst	Sk	Yds			No	Yds	Lg	TD	PD	FF	FR	Yds
Woodyard, Wesley	124	85	39	4.5	29.5	12	7	0	0	0	0	2	0	1	0
Brown, Jayon	107	76	31	6.0	25.0	18	6	1	22	22t	1	7	2	1	7
Byard, Kevin	96	64	32	2.0	18.0	4	0	4	1	1	0	10	0	0	0
Ryan, Logan	85	54	31	4.0	32.0	1	1	0	0	0	0	8	0	0	0
Casey, Jurrell	72	46	26	7.0	47.5	50	7	0	0	0	0	0	2	1	1
Vaccaro, Kenny	70	45	25	2.0	2.0	3	4	1	0	0	0	5	0	0	0
Jackson, Adoree'	69	62	7	0.0	0.0	1	3	2	7	7	0	11	0	0	0
Evans, Rashaan	63	42	21	0.0	0.0	6	2	0	0	0	0	3	0	0	0
Butler, Malcolm	56	49	7	1.0	9.0	1	3	3	90	56t	1	13	1	0	0
Landry III, Harold	46	26	20	4.5	34.0	18	2	0	0	0	0	2	1	0	0
Orakpo, Brian	40	24	16	1.5	6.0	15	3	0	0	0	0	3	1	1	0
Jones, DaQuan	39	19	20	0.0	0.0	14	4	0	0	0	0	1	0	0	0
Morgan, Derrick	37	25	12	0.5	5.5	11	0	0	0	0	0	3	0	1	0
Lewis, Kendrick	28	19	9	0.0	0.0	0	1	0	0	0	0	1	0	0	0
Correa, Kamalei	27	17	10	3.5	19.0	5	4	0	0	0	0	0	1	0	0
Johnson, Austin	25	16	9	1.0	6.0	5	1	0	0	0	0	2	0	0	0
Finch, Sharif	22	16	6	1.5	14.5	2	2	0	0	0	0	0	2	1	0
Sims, LeShaun	21	15	6	0.0	0.0	1	1	0	0	0	0	0	0	0	0
Logan, Bennie	16	8	8	0.0	0.0	5	0	0	0	0	0	0	0	0	0
Compton, Will	11	7	4	0.0	0.0	0	0	0	0	0	0	1	0	0	0
Bates, Daren	6	3	3	0.0	0.0	0	0	0	0	0	0	0	0	0	0
Kilgo, Darius	5	3	2	0.0	0.0	4	1	0	0	0	0	0	0	0	0
Dickerson, Matt	3	2	1	0.0	0.0	0	0	0	0	0	0	0	0	0	0
Cruikshank, Dane	2	2	0	0.0	0.0	0	0	0	0	0	0	0	0	0	0
Wallace, Aaron	1	0	1	0.0	0.0	0	0	0	0	0	0	0	0	0	0
Durden, Kenneth	0	0	0	0.0	0.0	0	0	0	0	0	0	0	0	0	0
Trawick, Brynden	0	0	0	0.0	0.0	1	0	0	0	0	0	0	0	0	0
Total	1,071	725	346	39.0	248.0	177	52	11	120	56t	2	72	10	6	8

TITANS REGULAR SEASON SPECIAL TEAMS STATISTICS

PLAYER	TACKLES			FUMBLES		BLOCKS		
	Tot	Solo	Asst	FF	FR	PAT	FG	PUNT
Compton, Will	11	7	4	0	0	0	0	0
Bates, Daren	10	6	4	0	0	0	0	0
Trawick, Brynden	9	7	2	0	0	0	0	0
Cruikshank, Dane	8	8	0	0	0	0	0	0
Finch, Sharif	7	6	1	0	0	0	0	0
Byard, Kevin	6	5	1	0	0	0	0	0
Sims, LeShaun	6	4	2	0	0	0	0	0
Brinkley, Beau	5	4	1	0	0	0	0	0
Kalu, Joshua	4	4	0	0	0	0	0	0
Landry III, Harold	4	1	3	0	0	0	0	0
Jennings, Darius	4	0	4	0	0	0	0	0
Fluellen, David	2	2	0	0	0	0	0	0
Lewis, Kendrick	2	2	0	0	0	0	0	0
Batson, Cameron	1	1	0	0	0	0	0	0
Brown, Jayon	1	1	0	0	0	0	0	0
Kern, Brett	1	1	0	0	0	0	0	0
Wallace, Aaron	1	0	1	0	0	0	0	0
Woodyard, Wesley	1	0	1	0	0	0	0	0
TEAM TOTALS:	83	59	24	0	0	0	0	0

MISCELLANEOUS STATISTICS

PLAYER	TACKLES			FUMBLES	
	Tot	Solo	Asst	FF	FR
Henry, Derrick	4	3	1	0	0
Kline, Josh	3	3	0	0	0
Gabbert, Blaine	2	2	0	0	0
Mariota, Marcus	2	1	1	0	2
Davis, Corey	1	1	0	1	0
Lewan, Taylor	1	1	0	0	0
Smith, Jonnu	1	1	0	0	0
Stocker, Luke	1	1	0	0	0
Taylor, Taywan	1	1	0	0	0
Williams, Nick	1	1	0	0	1
Levin, Corey	1	0	1	0	0
Lewis, Dion	0	0	0	0	2
TEAM TOTALS:	18	15	3	1	5

Legend:

Tot Total Tackles
Solo Unassisted Tackles
Asst Assisted Tackles
Sk Quarterback Sacks
Yds Yards Lost on Sack
QB P Quarterback Pressure
TFL Tackle for Loss
Int Interceptions
Yds Interception Return Yards
TD Interceptions Return Touchdowns
PD Passes Defensed
FF Forced Fumble
FR Fumble Recoveries
Yds Yards on Fumble Returns

2018 TENNESSEE TITANS PRESEASON STATISTICS

Won 0, Lost 4

Date	W-L	Score	OT	Opponent	Attendance
08/09	L	17-31		at Green Bay	74,098
08/18	L	14-30		Tampa Bay	60,034
08/25	L	6-16		at Pittsburgh	48,039
08/30	L	3-13		Minnesota	61,455

Statistic	Tenn.	Opp.
Total First Downs	64	85
Rushing	13	23
Passing	38	46
Penalty	13	16
3rd Down: Made/Att	19/56	24/61
3rd Down Pct.	33.9	39.3
4th Down: Made/Att	2/8	2/5
4th Down Pct.	25.0	40.0
Possession Avg.	27:32	32:29
Total Net Yards	1017	1418
Avg. Per Game	254.3	354.5
Total Plays	234	277
Avg. Per Play	4.3	5.1
Net Yards Rushing	285	310
Avg. Per Game	71.3	77.5
Total Rushes	91	115
Net Yards Passing	732	1108
Avg. Per Game	183.0	277.0
Sacked/Yards Lost	12/79	6/58
Gross Yards	811	1166
Att./Completions	131/78	156/93
Completion Pct.	59.5	59.6
Had Intercepted	2	2
Punts/Average	25/45.1	16/45.7
Net Punting Avg.	25/41.5	16/43.3
Penalties/Yards	45/402	37/302
Fumbles/Ball Lost	5/2	7/1
Touchdowns	5	9
Rushing	0	1
Passing	5	8
Returns	0	0

Score By Periods	Q1	Q2	Q3	Q4	OT	PTS
Team	17	3	7	13	0	40
Opponents	17	23	16	34	0	90

Scoring	TD	Rush	Rec	Ret	K-PAT	FG	S	PTS
Taylor	2	0	2	0			0	12
Succop	0	0	0	0	2/2	2/2	0	8
Firkser	1	0	1	0			0	6
Jennings	1	0	1	0			0	6
Semisch	1	0	1	0			0	6
Barnard	0	0	0	0	2/2	0/0	0	2
Team	5	0	5	0	4/4	2/2	0	40
Opponents	9	1	8	0	9/9	9/9	0	90

2-Pt Conv: TM 0-1, OPP 0-0

Sacks: Correa LG 3.5, Brown 1.0, Dickerson 1.0, Finch 1.0, King 1.0, Landry 1.0, Spillane 1.0, **TM 6.0, OPP 12.0**

FUM/Lost: Falk 1/0, Gabbert 1/0, D. Lewis 1/0, Ross 1/1, Wadley 1/1

Rushing	No.	Yds	Avg	Long	TD
Dawkins	30	89	3.0	12	0
Fluellen	20	68	3.4	13	0
Wadley	16	56	3.5	12	0
Henry	11	30	2.7	8	0
D. Lewis	6	20	3.3	7	0
Gabbert	4	10	2.5	13	0
Mariota	3	9	3.0	7	0
Taylor	1	3	3.0	3	0
Team	91	285	3.1	13	0
Opponents	115	310	2.7	18	1

Receiving	No.	Yds	Avg	Long	TD
Burnett	11	93	8.5	15	0
Firkser	10	108	10.8	33	1
Wadley	8	41	5.1	24	0
Batson	7	74	10.6	21	0
Taylor	6	113	18.8	47t	2
Ross	6	80	13.3	19	0
Semisch	5	51	10.2	13	1
D. Lewis	5	46	9.2	16	0
Shippen	4	52	13.0	22	0
Sharpe	3	43	14.3	20	0
Dawkins	3	26	8.7	13	0
Fluellen	3	11	3.7	5	0
Jennings	2	11	5.5	7	1
Williams	1	38	38.0	38	0
J. Smith	1	16	16.0	16	0
Henry	1	7	7.0	7	0
Veasy	1	1	1.0	1	0
Wolf	1	0	0.0	0	0
Team	78	811	10.4	47t	5
Opponents	93	1,166	12.5	54	8

Interceptions	No.	Yds	Avg	Long	TD
Brown	1	3	3.0	3	0
Spillane	1	2	2.0	2	0
Team	2	5	2.5	3	0
Opponents	2	29	14.5	30	0

Punting	No.	Yds	Avg	Net	TB	In	Lg	B
Kern	14	641	45.8	43.6	1	5	59	0
Barnard	11	486	44.2	38.7	1	4	55	0
Team	25	1,127	45.1	41.5	2	9	59	0
Opponents	16	731	45.7	43.3	1	5	61	0

Punt Returns	Ret	FC	Yds	Avg	Long	TD
Batson	4	1	19	4.8	12	0
Burnett	2	0	-6	-3.0	0	0
Williams	2	2	0	0.0	0	0
Jackson	1	0	5	5.0	5	0
Team	9	3	18	2.0	12	0
Opponents	11	9	50	4.5	12	0

Kickoff Returns	No.	Yds	Avg	Long	TD
Batson	7	161	23.0	44	0
Jennings	2	42	21.0	22	0
Wadley	2	81	40.5	64	0
Taylor	1	16	16.0	16	0
Team	12	300	25.0	64	0
Opponents	8	189	23.6	53	0

Field Goals	1-19	20-29	30-39	40-49	50+
Succop	0/0	2/2	0/0	0/0	0/0
Team	0/0	2/2	0/0	0/0	0/0
Opponents	0/0	1/1	3/3	5/5	0/0

Succop: (23G) () () (24G), TM: (23G) () () (24G)
OPP: (41G) (30G,44G,48G) (42G,33G,45G) (39G,22G)

Passing	Att	Cmp	Yds	Cmp%	Yds/Att	TD	TD%	Int	Int%	Long	Sack/Lost	Rating
Falk	58	32	296	55.2	5.10	1	1.7	1	1.7	24	7/46	67.9
Gabbert	55	35	350	63.6	6.36	2	3.6	0	0.0	33	2/18	93.8
Mariota	18	11	165	61.1	9.17	2	11.1	1	5.6	47t	3/15	105.1
Team	131	78	811	59.5	6.19	5	3.8	2	1.5	47t	12/79	83.9
Opponents	156	93	1,166	59.6	7.47	8	5.1	2	1.3	54	6/58	94.7

2018 TENNESSEE TITANS PRESEASON DEFENSIVE STATISTICS

PLAYER	TACKLES			SACKS		TFL	INTERCEPTIONS					FUMBLES		
	Tot	Solo	Asst	Sk	Yds		No	Yds	Lg	TD	PD	FF	FR	Yds
Spillane, Robert	24	15	9	1.0	0.0	0	1	0	0	0	1	0	0	0
Hurst, Demontre	18	12	6	0.0	0.0	1	0	0	0	0	1	0	0	0
Brown, Jayon	16	10	6	1.0	13.0	1	1	3	3	0	2	0	0	0
Bates, Daren	15	12	3	0.0	0.0	0	0	0	0	0	1	0	0	0
Webb, Damon	11	10	1	0.0	0.0	0	0	0	0	0	2	0	0	0
Compton, Will	9	7	2	0.0	0.0	0	0	0	0	0	0	0	0	0
Durden, Kenneth	8	8	0	0.0	0.0	1	0	0	0	0	2	0	0	0
Kalu, Joshua	8	6	2	0.0	0.0	0	0	0	0	0	1	0	0	0
Morgan, Nyles	8	5	3	0.0	0.0	0	0	0	0	0	0	0	1	0
Terrell, Steven	8	4	4	0.0	0.0	0	0	0	0	0	0	0	0	0
Washington, Tony	8	3	5	0.0	0.0	1	0	0	0	0	0	0	0	0
Sims, LeShaun	7	7	0	0.0	0.0	0	0	0	0	0	2	0	0	0
Jackson, Adoree'	7	6	1	0.0	0.0	0	0	0	0	0	1	0	0	0
Lampkin, Du'Vonta	7	5	2	0.0	0.0	0	0	0	0	0	0	0	0	0
Gafford, Rico	7	4	3	0.0	0.0	1	0	0	0	0	2	0	0	0
Warmsley, Julius	7	4	3	0.0	0.0	2	0	0	0	0	0	0	0	0
Carraway, Josh	5	4	1	0.0	0.0	0	0	0	0	0	0	0	0	0
Dickerson, Matt	5	4	1	1.0	7.0	1	0	0	0	0	0	0	0	0
Vaccaro, Kenny	5	3	2	0.0	0.0	0	0	0	0	0	0	0	0	0
Chubb, Brandon	5	2	3	0.0	0.0	1	0	0	0	0	0	0	0	0
Thompson, Jason	5	2	3	0.0	0.0	0	0	0	0	0	0	0	0	0
Finch, Sharif	4	4	0	1.0	9.0	2	0	0	0	0	0	0	0	0
Lewis, Kendrick	4	3	1	0.0	0.0	0	0	0	0	0	1	1	0	0
Wallace, Aaron	4	3	1	0.0	0.0	0	0	0	0	0	0	0	0	0
Johnson, Austin	4	2	2	0.0	0.0	1	0	0	0	0	0	0	0	0
Woodyard, Wesley	4	2	2	0.0	0.0	0	0	0	0	0	0	0	0	0
Kallon, Francis	3	2	1	0.0	0.0	0	0	0	0	0	0	0	0	0
King, David	3	2	1	1.0	22.0	0	0	0	0	0	1	1	0	0
Logan, Bennie	3	2	1	0.0	0.0	1	0	0	0	0	0	0	0	0
Okeke, Tobenna	3	2	1	0.0	0.0	0	0	0	0	0	0	0	0	0
Jones, DaQuan	3	1	2	0.0	0.0	0	0	0	0	0	0	0	0	0
Knox, Jeff	3	1	2	0.0	0.0	0	0	0	0	0	0	0	0	0
Ramsay, Mike	3	1	2	0.0	0.0	0	0	0	0	0	0	0	0	0
Reed, Kalan	3	0	3	0.0	0.0	0	0	0	0	0	1	0	0	0
Casey, Jurrell	2	2	0	0.0	0.0	0	0	0	0	0	0	0	0	0
Ryan, Logan	2	2	0	0.0	0.0	0	0	0	0	0	0	0	0	0
Trawick, Brynden	2	2	0	0.0	0.0	0	0	0	0	0	0	0	0	0
Este, Joseph	2	1	1	0.0	0.0	0	0	0	0	0	0	0	0	0
Landry III, Harold	2	1	1	1.0	7.0	0	0	0	0	0	0	1	0	0
Byard, Kevin	2	0	2	0.0	0.0	0	0	0	0	0	3	0	0	0
Butler, Malcolm	1	1	0	0.0	0.0	0	0	0	0	0	0	0	0	0
Caldwell, Trey	1	1	0	0.0	0.0	0	0	0	0	0	0	0	0	0
TEAM TOTALS:	251	168	83	6.0	58.0	13	2	3	3	0	21	3	1	0

TITANS PRESEASON SPECIAL TEAMS STATISTICS

PLAYER	TACKLES			FUMBLES		BLOCKS		
	Tot	Solo	Asst	FF	FR	PAT	FG	PUNT
Thompson, Jason	5	1	4	0	0	0	0	0
Compton, Will	3	2	1	0	0	0	0	0
Trawick, Brynden	2	2	0	1	0	0	0	0
Washington, Tony	2	2	0	0	0	0	0	0
Vaccaro, Kenny	2	1	1	0	0	0	0	0
Byard, Kevin	1	1	0	0	0	0	0	0
Kalu, Joshua	1	1	0	0	0	0	0	0
Sims, LeShaun	1	1	0	1	0	0	0	0
Spillane, Robert	1	1	0	0	0	0	0	0
Veasy, Jordan	1	1	0	0	0	0	0	0
Williams, Nick	1	1	0	0	0	0	0	0
Woodyard, Wesley	1	1	0	0	0	0	0	0
Batson, Cameron	1	0	1	0	0	0	0	0
Brinkley, Beau	1	0	1	0	0	0	0	0
Knox, Jeff	1	0	1	0	0	0	0	0
Landry III, Harold	1	0	1	0	0	0	0	0
Webb, Damon	1	0	1	0	0	0	0	0
TEAM TOTALS:	26	15	11	2	0	0	0	0

MISCELLANEOUS STATISTICS

PLAYER	TACKLES			FUMBLES	
	Tot	Solo	Asst	FF	FR
Levin, Corey	2	2	0	0	0
Jennings, Darius	1	1	0	0	0
Mariota, Marcus	1	1	0	0	0
Gabbert, Blaine	0	0	0	0	1
Stinnie, Aaron	0	0	0	0	1
TEAM TOTALS:	4	4	0	0	2

Legend:

Tot Total Tackles
Solo Unassisted Tackles
Asst Assisted Tackles
Sk Quarterback Sacks
Yds Yards Lost on Sack
QBP Quarterback Pressure
TFL Tackle for Loss
Int Interceptions
Yds Interception Return Yards
TD Interceptions Return Touchdowns
PD Passes Defensed
FF Forced Fumble
FR Fumble Recoveries
Yds Yards on Fumble Returns

REGULAR SEASON: THE LAST TIME THE TENNESSEE TITANS ...

GAMES WON

WON BY SCORING IN THE LAST TWO MINUTES OF REGULATION

By Titans—Corey Davis 11-yard TD reception (0:36 remaining) vs. New York Jets, 12/2/18 (W)
By Opponents—Stephen Hauschka 46-yard field goal (0:00 remaining), at Buffalo, 10/7/18 (L)

WON OVERTIME GAME

By Titans—Philadelphia 23, at Tennessee 26, 9/30/18 (W)
By Opponents—vs. Arizona 37, Tennessee 34, 12/15/13 (L)

WON BY 20 OR MORE POINTS

By Titans—at Tennessee 30, Jacksonville 9, 12/6/18 (W)
By Opponents—at Indianapolis 38, Tennessee 10, 11/18/18 (L)

WON BY SHUTOUT

By Titans—Tennessee 17, at New York Giants 0, 12/16/18 (W)
By Opponents—Baltimore 21, at Tennessee 0, 10/14/18 (L)

TEAM SCORING

SCORED 50 POINTS

By Titans—Never in Titans era (since 1999)
By Oilers—Houston 58, vs. Cleveland 14, 12/9/90 (W)
By Opponents—at Houston 57, Tennessee 14, 10/1/17 (L)

SCORED 40 POINTS

By Titans—Tennessee 47, vs. Green Bay 25, 11/13/16 (W)
By Opponents—at Pittsburgh 40, Tennessee 17, 11/16/17 (L)

SCORED 20 POINTS IN A QUARTER

By Titans—21 points in fourth quarter, vs. Indianapolis, 10/16/17 (W)
By Opponents—20 points in fourth quarter, at Houston, 10/1/17 (L)

SCORED 30 POINTS IN A HALF

By Titans—31 points in second half, at Jacksonville, 9/17/17 (W)
By Opponents—30 points in first half, at Houston, 10/1/17 (L)

SCORED TOUCHDOWNS ON OFFENSE, DEFENSE AND SPECIAL TEAMS

By Titans—One rushing, two interception returns, two punt returns, vs. Jacksonville, 12/30/12 (W)
By Opponents—Four passing, one interception return, two punt returns, at Oakland, 9/29/02 (L)

SCORED A TOUCHDOWN ON FIRST OFFENSIVE POSSESSION

By Titans—Derrick Henry 1-yard run, vs. Washington, 12/22/18 (W)
By Opponents—Dontrelle Inman 11-yard reception, vs. Indianapolis, 12/30/18 (L)

TEAM YARDAGE TOTALS

500 TOTAL NET YARDS

By Titans—vs. Arizona (532 yards), 11/29/09 (W)
By Opponents—at Denver (551 yards), 12/8/13 (L)

400 TOTAL NET YARDS

By Titans—vs. Jacksonville Jaguars (426 yards), 12/6/18 (W)
By Opponents—vs. Indianapolis (436 yards), 12/30/18 (L)

TEAM DEFENSE

HELD OPPONENT WITHOUT A TOUCHDOWN

By Titans—Tennessee 17, at New York Giants 0, 12/16/18 (W)
By Opponents—Baltimore 21, at Tennessee 0, 10/14/18 (L)

HELD OPPONENT TO 200 OR FEWER NET YARDS OF OFFENSE

By Titans—at Miami (178 net yards), 10/8/17 (L)
By Opponents—vs. Baltimore (106 net yards), 10/14/18 (L)

HELD OPPONENT TO 50 OR FEWER YARDS RUSHING

By Titans—at New York Giants (47 yards), 12/16/18 (W)
By Opponents—vs. Houston (30 yards), 12/27/15 (L)

HELD OPPONENT TO 100 OR FEWER NET YARDS PASSING

By Titans—at Miami (78 net yards), 10/8/17 (L)
By Opponents—vs. Baltimore (51 net yards), 10/14/18 (L)

SEVEN OR MORE SACKS BY TEAM

By Titans—at Arizona (8 sacks), 12/10/17 (L)
By Opponents—vs. Baltimore (11 sacks), 10/14/18 (L)

SIX OR MORE SACKS BY TEAM

By Titans—at Arizona (8 sacks), 12/10/17 (L)
By Opponents—at Houston (6 sacks), 11/26/18 (L)

FIVE OR MORE SACKS BY TEAM

By Titans—at Dallas (5 sacks), 11/5/18 (W)
By Opponents—at Houston (6 sacks), 11/26/18 (L)

FORCED FIVE OR MORE OPPONENT TURNOVERS

By Titans—vs. N.Y. Jets (4 interceptions, 1 fumble), 12/17/12 (W)
By Opponents—at Houston (4 interceptions, 1 fumble), 10/1/17 (L)

FORCED FOUR OR MORE OPPONENT TURNOVERS

By Titans—vs. Jacksonville (2 interceptions, 2 fumbles), 12/31/17 (W)
By Opponents—at Pittsburgh (4 interceptions), 11/16/17 (L)

SPECIAL TEAMS

KICKOFF RETURNED FOR TOUCHDOWN

By Titans—Darius Jennings (94 yards) at Miami, 9/9/18 (L)
By Opponents—Jakeem Grant (102 yards) at Miami, 9/9/18 (L)

OPENING KICKOFF RETURNED FOR TOUCHDOWN

By Titans—Derrick Mason (101 yards) at Cincinnati, 11/18/01 (W)
By Opponents—Josh Huff (107 yards) at Philadelphia, 11/23/14 (L)

PUNT RETURNED FOR TOUCHDOWN

By Titans—Darius Reynaud (twice—69 yards and 81 yards) vs. Jacksonville, 12/30/12 (W)
By Opponents—Jakeem Grant (74 yards) at Miami, 10/9/16 (W)

FIELD GOAL BLOCKED

By Titans—Brian Orakpo at New Orleans (Kai Forbath), 11/8/15 (W)
By Opponents—T.J. Watt at Pittsburgh (Ryan Succop), 11/16/17 (L)

FIELD GOAL BLOCKED, RETURNED FOR TD

By Titans—Donald Mitchell (69 yards) at Detroit (Jason Hanson's FG blocked by Henry Ford), 10/21/01 (W)
By Opponents—Rob Morris (68 yards) at Indianapolis (Gary Anderson's FG blocked by Montae Reagar), 12/5/04 (L)

PUNT BLOCKED

By Titans—Tim Shaw vs. Pittsburgh (Drew Butler), 10/11/12 (W)
By Opponents—Kevin Pierre-Louis vs. New York Jets (Brett Kern), 12/2/18 (W)

PUNT BLOCKED AND RETURNED FOR TD

By Titans—Jason McCourty vs. Indianapolis (Pat McAfee's punt blocked by Patrick Bailey and recovered in end zone by McCourty), 10/30/11 (W)
By Opponents—Mike Harris (19 yards) vs. Jacksonville (Brett Kern's punt blocked by Mike Harris), 12/30/12 (W)

FIVE FIELD GOALS

By Titans—Ryan Succop (5) vs. Indianapolis, 10/16/17 (W)
By Opponents—Jason Myers (5), vs. New York Jets, 12/2/18 (W)

FOUR FIELD GOALS

By Titans—Ryan Succop at Buffalo, 10/7/18 (L)
By Opponents—Jason Myers (5), vs. New York Jets, 12/2/18 (W)

THREE FIELD GOALS

By Titans—Ryan Succop (4) at Buffalo, 10/7/18 (L)
By Opponents—Jason Myers (5), vs. New York Jets, 12/2/18 (W)

SUCCESSFUL ONSIDE KICK

By Titans—Rob Bironas kicks and Daimion Stafford recovers, vs. Arizona, 12/15/13 (L)
By Opponents—Connor Barth kicks and Adrian Amos recovers, at Chicago, 11/27/16 (W)

REGULAR SEASON: THE LAST TIME THE TENNESSEE TITANS ...

MISSED PAT

By Titans—Ryan Succop vs. Washington, 12/22/18 (W)

By Opponents—Adam Vinatieri, vs. Indianapolis, 12/30/18 (L)

TWO-POINT CONVERSIONS

TWO-POINT CONVERSION MADE

By Titans—Dexter McCluster (pass from Marcus Mariota) at N.Y. Jets, 12/13/15 (L)

By Opponents—Blake Bortles run vs. Jacksonville, 10/27/16 (W)

TWO-POINT CONVERSION FAILED

By Titans—at L.A. Chargers (London) (pass failed), 10/21/18 (L)

By Opponents—vs. Seattle (pass failed), 9/24/17 (W)

INDIVIDUAL OFFENSIVE PERFORMANCES

INDIVIDUAL WITH 200 SCRIMMAGE YARDS

By Titans—Derrick Henry (238 yards) vs. Jacksonville, 12/6/18 (W)

By Opponents—Todd Gurley (276 yards), vs. Los Angeles Rams, 12/24/17 (L)

RUSHING TOUCHDOWN AND RECEIVING TOUCHDOWN

By Titans—DeMarco Murray (two rushing, one receiving) vs. Cincinnati, 11/12/17 (W)

By Opponents—Lamar Miller, at Houston, 10/1/17 (L)

RUSHING TOUCHDOWN AND PASSING TOUCHDOWN

By Titans—Marcus Mariota (2 passing, 1 rushing) at Dallas, 11/5/18 (W)

By Opponents—Deshaun Watson (2 passing, 1 rushing), at Houston, 11/26/18 (L)

INDIVIDUAL RUSHING

200 YARDS RUSHING

By Titans—Derrick Henry (238 yards) vs. Jacksonville, 12/6/18 (W)

By Opponents—Le'Veon Bell (204 yards) vs. Pittsburgh, 11/17/14 (L)

150 YARDS RUSHING

By Titans—Derrick Henry (170 yards) at New York Giants, 12/16/18 (W)

By Opponents—Lamar Miller (162 yards), at Houston, 11/26/18 (L)

100 YARDS RUSHING

By Titans—Derrick Henry (170 yards) at New York Giants, 12/16/18 (W)

By Opponents—Marlon Mack (119 yards), vs. Indianapolis, 12/30/18 (L)

CONSECUTIVE 100-YARD RUSHING GAMES

By Titans—Derrick Henry vs. Jacksonville (238 yards), 12/6/18 (W), at New York Giants (170 yards), 12/16/18 (W)

30 OR MORE CARRIES

By Titans—Derrick Henry (33 att) at New York Giants, 12/16/18 (W)

By Opponents—Melvin Gordon (32 carries) at San Diego, 11/6/16 (L)

RUSHING PLAY OF 80 OR MORE YARDS

By Titans—Derrick Henry (99 yards) vs. Jacksonville, 12/6/18 (W)

By Opponents—Lamar Miller (97 yards), at Houston, 11/26/18 (L)

RUSHING PLAY OF 50 OR MORE YARDS

By Titans—Derrick Henry (99 yards & 54 yards) vs. Jacksonville, 12/6/18 (W)

By Opponents—Lamar Miller (97 yards), at Houston, 11/26/18 (L)

THREE TOUCHDOWNS RUSHING

By Titans—Derrick Henry (4) vs. Jacksonville, 12/6/18 (W)

By Opponents—Corey Dillon (4) at Cincinnati, 12/4/97 (L)

TWO TOUCHDOWNS RUSHING

By Titans—Derrick Henry (2) at New York Giants, 12/16/18 (W)

By Opponents—Alex Collins, vs. Baltimore, 10/14/18 (L)

INDIVIDUAL PASSING

400 YARDS PASSING

By Titans—Ryan Fitzpatrick (402 yards) vs. Arizona, 12/15/13 (L)

By Opponents—Tony Romo (406 yards) at Dallas, 10/10/10 (W)

300 YARDS PASSING

By Titans—Marcus Mariota (303 yards) at Houston, 11/26/18 (L)

By Opponents—Philip Rivers (306 yards), at L.A. Chargers (London), 10/21/18 (L)

CONSECUTIVE 300-YARD PASSING GAMES

By Titans—Matt Hasselbeck vs. Baltimore (358 yards), 9/18/11 (W), vs. Denver (311 yards), 9/25/11 (W)

FIVE TOUCHDOWN PASSES

By Titans—Steve McNair vs. Jacksonville, 12/26/99 (W)

By Opponents—Blake Bortles vs. Jacksonville, 12/6/15 (W)

FOUR TOUCHDOWN PASSES

By Titans—Marcus Mariota vs. Green Bay, 11/13/16 (W)

By Opponents—Jared Goff, vs. Los Angeles Rams, 12/24/17 (L)

50 OR MORE PASS ATTEMPTS

By Titans—Zach Mettenberger (51 att) vs. Houston, 12/27/15 (L)

By Opponents—Carson Wentz (50 att) vs. Philadelphia, 9/30/18 (W)

40 OR MORE PASS ATTEMPTS

By Titans—Marcus Mariota (43 att) vs. Philadelphia, 9/30/18 (W)

By Opponents—Eli Manning (44 att), at New York Giants, 12/16/18 (W)

30 OR MORE COMPLETIONS

By Titans—Marcus Mariota (30 comp) vs. Philadelphia, 9/30/18 (W)

By Opponents—Carson Wentz (33 comp) vs. Philadelphia, 9/30/18 (W)

NO SACKS ALLOWED

By Titans—vs. Indianapolis, 12/30/18 (L)

By Opponents—at Indianapolis, 11/18/18 (L)

COMPLETION OF 80 OR MORE YARDS

By Titans—Zach Mettenberger (80 yards) vs. Pittsburgh, 11/17/14, (L)

By Opponents—Jared Goff (80 yards), vs. Los Angeles Rams, 12/24/17 (L)

COMPLETION OF 50 OR MORE YARDS

By Titans—Marcus Mariota (55 yards) vs. New York Jets, 12/2/18 (W)

By Opponents—Andrew Luck (68 yards), at Indianapolis, 11/18/18 (L)

INDIVIDUAL RECEIVING

200 YARDS RECEIVING

By Titans—Kenny Britt (225 yards) vs. Philadelphia, 10/24/10 (W)

By Opponents—DeAndre Hopkins (238 yards) at Houston, 11/30/14 (L)

150 YARDS RECEIVING

By Titans—Corey Davis (161 yards) vs. Philadelphia, 9/30/18 (W)

By Opponents—T.Y. Hilton (155 yards), at Indianapolis, 11/18/18 (L)

100 YARDS RECEIVING

By Titans—Taywan Taylor (104 yards) vs. New York Jets, 12/2/18 (W)

By Opponents—T.Y. Hilton (155 yards), at Indianapolis, 11/18/18 (L)

CONSECUTIVE 100-YARD RECEIVING GAMES

By Titans—Nate Washington vs. San Diego (131 yards), 9/22/13 (W), vs. New York Jets (105 yards), 9/29/13 (W)

10 OR MORE RECEPTIONS

By Titans—Delanie Walker (10 rec.) vs. Dallas, 9/14/14 (L)

By Opponents—Zach Ertz (10 rec.), vs. Philadelphia, 9/30/18 (W)

RECEPTION OF 80 OR MORE YARDS

By Titans—Nate Washington (80 yards) vs. Pittsburgh, 11/17/14, (L)

By Opponents—Todd Gurley (80 yards), vs. Los Angeles Rams, 12/24/17 (L)

RECEPTION OF 50 OR MORE YARDS

By Titans—Taywan Taylor (55 yards) vs. New York Jets, 12/2/18 (W)

By Opponents—T.Y. Hilton (68 yards), at Indianapolis, 11/18/18 (L)

REGULAR SEASON: THE LAST TIME THE TENNESSEE TITANS ...

THREE TOUCHDOWN RECEPTIONS

By Titans—Kenny Britt vs. Philadelphia, 10/24/10 (W)

By Opponents—Antonio Brown at Pittsburgh, 11/16/17 (L)

TWO TOUCHDOWN RECEPTIONS

By Titans—Rishard Matthews at San Diego, 11/6/16 (L)

By Opponents—Demaryius Thomas, at Houston, 11/26/18 (L)

COMBINED OFFENSIVE PERFORMANCES BY TEAMMATES

100-YARD RUSHER AND 100-YARD RECEIVER IN A GAME

By Titans—DeMarco Murray (123 rush.) and Delanie Walker (124 rec.) vs. Green Bay, 11/13/16 (W)

By Opponents—Chris Ivory (101 rush.) and Brandon Marshall (125 rec.) at New York Jets, 12/13/15 (L)

By One Player (Opponent)—Todd Gurley (118 rush. and 158 receiving), vs. Los Angeles Rams, 12/24/17 (L)

100-YARD RUSHER, 100-YARD RECEIVER AND 300-YARD PASSER IN A GAME

By Titans—Chris Johnson (154 rush.), Kenny Britt (128 rec.) and Vince Young (387 pass.) vs. Arizona, 11/29/09 (W)

By Opponents—Todd Gurley (118 rush. and 158 rec.) and Jared Goff (301 pass.), vs. Los Angeles Rams, 12/24/17 (L)

300-YARD PASSER AND 100-YARD RECEIVER IN A GAME

By Titans—Marcus Mariota (344 pass.) and Corey Davis (161 rec.) vs. Philadelphia, 9/30/18 (W)

By Opponents—Philip Rivers (306 pass.), Tyrell Williams (118 rec.), at L.A. Chargers (London), 10/21/18 (L)

100-YARD RUSHER AND 300-YARD PASSER IN A GAME

By Titans—Marcus Mariota (306 pass.) and Derrick Henry (131 rush.) vs. Indianapolis, 10/16/17 (W)

By Opponents—Jared Goff (301 pass.) and Todd Gurley (118 rush.), vs. Los Angeles Rams, 12/24/17 (L)

TWO 100-YARD RUSHERS IN A GAME

By Titans—Chris Johnson (125 yards) and LenDale White (106 yards) at Detroit, 11/27/08 (W)

By Opponents—Arian Foster (115 yards) and Ben Tate (104 yards) vs. Houston, 10/23/11 (L)

TWO 100-YARD RECEIVERS IN A GAME

By Titans—Justin Hunter (109 yards) and Kendall Wright (103 yards) at Oakland, 11/24/13 (W)

By Opponents—Zach Ertz (112 rec.) and Alshon Jeffery (105 rec.), vs. Philadelphia, 9/30/18 (W)

INDIVIDUAL DEFENSE

INTERCEPTION RETURNED FOR TOUCHDOWN

By Titans—Jayon Brown (22 yards) vs. Indianapolis, 12/30/18 (L)

By Opponents—Trumaine Johnson (31 yards), vs. New York Jets, 12/2/18 (W)

FUMBLE RETURNED FOR TOUCHDOWN

By Titans—Wesley Woodyard (4 yards) vs. Los Angeles Rams, 12/24/17 (L)

By Opponents—Yannick Ngakoue (67 yards) vs. Jacksonville, 12/31/17 (W)

SAFETY SCORED

By Titans—Jets quarterback Geno Smith penalized for intentional grounding in the end zone, vs. N.Y. Jets, 12/14/14 (L)

By Opponents—Cameron Batson tackled in end zone vs. Jacksonville, 12/6/18 (W)

THREE INTERCEPTIONS

By Titans—Kevin Byard (3) at Cleveland, 10/22/17 (W)

By Opponents—Glover Quin (3) at Houston, 11/28/10 (L)

TWO INTERCEPTIONS

By Titans—Kevin Byard (2) vs. Jacksonville, 12/31/17 (W)

By Opponents—Reshad Jones at Miami, 9/9/18 (L)

THREE SACKS

By Titans—Jason Jones (3.5) vs. Pittsburgh, 12/21/08 (W)

By Opponents—Za'Darius Smith, vs. Baltimore, 10/14/18 (L)

POSTSEASON: THE LAST TIME THE TENNESSEE TITANS ...

GAMES WON (PLAYOFFS)

WON BY SCORING IN THE LAST TWO MINUTES OF REGULATION

By Titans—Gary Anderson 46-yard field goal with 0:29 remaining, at Baltimore, 1/3/04 (W)

By Opponents—Matt Stover 43-yard field goal with 0:53 remaining, vs. Baltimore, 1/10/09 (L)

WON OVERTIME GAME

By Titans—Tennessee 34, vs. Pittsburgh 31, 1/11/03 (W)

By Opponents—at Buffalo 41, Houston 38, 1/3/93 (L)

WON BY 20 OR MORE POINTS

By Titans/Oilers—Never Happened

By Opponents—at New England 35, Tennessee 14, 1/13/18 (L)

WON BY SHUTOUT

By Titans/Oilers—Never Happened

By Opponents—Never Happened

TEAM SCORING (PLAYOFFS)

SCORED 50 POINTS

By Titans/Oilers—Never Happened

By Opponents—at Oakland 56, Houston 7, 12/21/69 (L)

SCORED 40 POINTS

By Titans/Oilers—Never Happened

By Opponents—at Oakland 41, Tennessee 24, 1/19/03 (L)

SCORED 20 POINTS IN A QUARTER

By Titans—Never in Titans era (since 1999)

By Oilers—21 points in second quarter, at Buffalo, 1/3/93 (L)

By Opponents—21 points in second quarter, at New England, 1/13/18 (L)

SCORED 30 POINTS IN A HALF

By Titans/Oilers—Never Happened

By Opponents—35 points in second half, at Buffalo, 1/3/93 (L)

SCORED TOUCHDOWNS ON OFFENSE, DEFENSE AND SPECIAL TEAMS

By Titans/Oilers—Never Happened

By Opponents—Never Happened

SCORED A TOUCHDOWN ON FIRST OFFENSIVE POSSESSION

By Titans—Chris Brown 6-yard run, at Baltimore, 1/3/04 (W)

By Opponents—Bethel Johnson 41-yard pass from Tom Brady, at New England, 1/10/04 (L)

TEAM YARDAGE TOTALS (PLAYOFFS)

500 TOTAL NET YARDS

By Titans/Oilers—Never Happened

By Opponents—Never Happened

400 TOTAL NET YARDS

By Titans—vs. Pittsburgh (430 yards), 1/11/03 (W)

By Opponents—at New England (438 yards), 1/13/18 (L)

POSTSEASON: THE LAST TIME THE TENNESSEE TITANS ...

TEAM DEFENSE (PLAYOFFS)

HELD OPPONENT WITHOUT A TOUCHDOWN

- By Titans**—Never in Titans era (since 1999)
By Oilers—Houston 10, at San Diego 3, 12/24/61 (W)
By Opponents—at San Diego 17, Tennessee 6, 1/6/08 (L)

HELD OPPONENT TO 200 OR FEWER NET YARDS OF OFFENSE

- By Titans**—vs. Baltimore (134 net yards), 1/7/01 (L)
By Opponents—vs. Buffalo (194 net yards), 1/8/00 (W)

HELD OPPONENT TO 50 OR FEWER YARDS RUSHING

- By Titans**—vs. Baltimore (50 yards), 1/10/09 (L)
By Opponents—vs. Kansas City (39 yards), 1/16/94 (L)

HELD OPPONENT TO 100 OR FEWER NET YARDS PASSING

- By Titans**—vs. Buffalo (97 net yards), 1/8/00 (W)
By Opponents—vs. Buffalo (55 net yards), 1/8/00 (W)

SEVEN OR MORE SACKS BY TEAM

- By Titans/Oilers**—Never Happened
By Opponents—at New England (8 sacks), 1/13/18 (L)

SPECIAL TEAMS (PLAYOFFS)

KICKOFF RETURNED FOR TOUCHDOWN

- By Titans**—Derrick Mason (80 yards) at Jacksonville, 1/23/00 (W)
By Opponents—Never Happened

RETURNED OPENING KICKOFF FOR TOUCHDOWN

- By Titans/Oilers**—Never Happened
By Opponents—Never Happened

PUNT RETURNED FOR TOUCHDOWN

- By Titans/Oilers**—Never Happened
By Opponents—Never Happened

FIELD GOAL BLOCKED

- By Titans/Oilers**—Never Happened
By Opponents—Richard Seymour at New England (Gary Anderson), 1/10/04 (L)

FIELD GOAL BLOCKED, RETURNED FOR TD

- By Titans/Oilers**—Never Happened
By Opponents—Anthony Mitchell (90 yards) vs. Baltimore (Al Del Greco's FG blocked by Keith Washington), 1/7/01 (L)

PUNT BLOCKED

- By Titans**—Chris Coleman vs. Baltimore (Kyle Richardson, twice), 1/7/01 (L)
By Opponents—Jerry Olsavsky vs. Pittsburgh (Greg Montgomery), 12/31/89 (L)

PUNT BLOCKED AND RETURNED FOR TD

- By Titans/Oilers**—Never Happened
By Opponents—Never Happened

FIVE FIELD GOALS

- By Titans/Oilers**—Never Happened
By Opponents—Never Happened

FOUR FIELD GOALS

- By Titans**—Al Del Greco at Indianapolis, 1/16/00 (W)
By Opponents—Gary Anderson (OT) vs. Pittsburgh, 12/31/89 (L)

THREE FIELD GOALS

- By Titans**—Al Del Greco (4) at Indianapolis, 1/16/00 (W)
By Opponents—Jeff Reed vs. Pittsburgh, 1/11/03 (W)

MISSED PAT (KICK)

- By Titans/Oilers**—Never Happened
By Opponents—David Treadwell (Wide Left) at Denver, 1/4/92 (L)

TWO-POINT CONVERSIONS (PLAYOFFS)

TWO-POINT CONVERSION MADE

- By Titans/Oilers**—Never Happened
By Opponents—Plaxico Burress (pass from Hines Ward) vs. Pittsburgh, 1/11/03 (W)

TWO-POINT CONVERSION FAILED

- By Titans**—at Kansas City (two passes failed), 1/6/18 (W)
By Opponents—vs. Buffalo (pass incomplete), 1/8/00 (W)

INDIVIDUAL OFFENSIVE PERFORMANCES (PLAYOFFS)

INDIVIDUAL WITH 200 SCRIMMAGE YARDS

- By Titans/Oilers**—Never Happened
By Opponents—Never Happened

RUSHING TOUCHDOWN AND RECEIVING TOUCHDOWN

- By Titans**—Never in Titans era (since 1999)
By Oilers—Allen Pinkett at Cleveland, 12/24/88 (W)
By Opponents—James White at New England, 1/13/18 (L)

RUSHING TOUCHDOWN AND PASSING TOUCHDOWN

- By Titans**—Steve McNair at Oakland, 1/19/03 (L)
By Opponents—Rich Gannon at Oakland, 1/19/03 (L)

INDIVIDUAL RUSHING (PLAYOFFS)

200 YARDS RUSHING

- By Titans/Oilers**—Never Happened
By Opponents—Never Happened

150 YARDS RUSHING

- By Titans**—Derrick Henry (156 yards) at Kansas City, 1/6/18 (W)
By Opponents—Paul Lowe (165 yards) vs. Los Angeles Chargers, 1/1/61 (W)

100 YARDS RUSHING

- By Titans**—Derrick Henry (156 yards) at Kansas City, 1/6/18 (W)
By Opponents—Fred Taylor (110 yards) at Jacksonville, 1/23/00 (W)

CONSECUTIVE 100-YARD RUSHING GAMES

- By Titans**—Eddie George vs. Buffalo (106 yards), 1/8/00 (W), at Indianapolis (162 yards), 1/16/00 (W)

30 OR MORE CARRIES

- By Titans/Oilers**—Never Happened
By Opponents—Never Happened

RUSHING PLAY OF 80 OR MORE YARDS

- By Titans/Oilers**—Never Happened
By Opponents—Never Happened

RUSHING PLAY OF 50 OR MORE YARDS

- By Titans**—Steve McNair (51 yards) at Jacksonville, 1/23/00 (W)
By Opponents—Never Happened

THREE TOUCHDOWNS RUSHING

- By Titans/Oilers**—Never Happened
By Opponents—Never Happened

TWO TOUCHDOWNS RUSHING

- By Titans**—Steve McNair at Oakland, 1/19/03 (L)
By Opponents—Antowain Smith vs. Buffalo, 1/8/00 (W)

INDIVIDUAL PASSING (PLAYOFFS)

400 YARDS PASSING

- By Titans/Oilers**—Never Happened
By Opponents—Kurt Warner (414 yards) vs. St. Louis, 1/30/00 (L)

300 YARDS PASSING

- By Titans**—Steve McNair (338 yards) vs. Pittsburgh, 1/11/03 (W)
By Opponents—Tom Brady (337 yards) at New England, 1/13/18 (L)

CONSECUTIVE 300-YARD PASSING GAMES

Playoffs:

- By Titans/Oilers**—Never Happened

POSTSEASON: THE LAST TIME THE TENNESSEE TITANS ...

FIVE TOUCHDOWN PASSES

By Titans/Oilers—Never Happened

By Opponents—Daryle Lamonica (6) at Oakland, 12/21/69 (L)

FOUR TOUCHDOWN PASSES

By Titans—Never in Titans era (since 1999)

By Oilers—Warren Moon at Buffalo, 1/3/93 (L)

By Opponents—Frank Reich at Buffalo, 1/3/93 (L)

50 OR MORE PASS ATTEMPTS

By Titans—Never in Titans era (since 1999)

By Oilers—Warren Moon (50 att) at Buffalo, 1/3/93 (L)

By Opponents—Tom Brady (53 att) at New England, 1/13/18 (L)

40 OR MORE PASS ATTEMPTS

By Titans—Kerry Collins (42 att) vs. Baltimore, 1/10/09 (L)

By Opponents—Tom Brady (53 att) at New England, 1/13/18 (L)

30 OR MORE COMPLETIONS

By Titans—Never in Titans era (since 1999)

By Oilers—Warren Moon (32 comp) vs. Kansas City, 1/16/94 (L)

By Opponents—Tom Brady (35 comp) at New England, 1/13/18 (L)

NO SACKS ALLOWED

By Titans—at Baltimore, 1/3/04 (W)

By Opponents—at New England, 1/13/18 (L)

COMPLETION OF 80 OR MORE YARDS

By Titans/Oilers—Never Happened

By Opponents—Never Happened

COMPLETION OF 50 OR MORE YARDS

By Titans/Oilers—Never Happened

By Opponents—Trent Dilfer (56 yards) vs. Baltimore, 1/7/01 (L)

INDIVIDUAL RECEIVING (PLAYOFFS)

200 YARDS RECEIVING

By Titans/Oilers—Never Happened

By Opponents—Never Happened

150 YARDS RECEIVING

By Titans/Oilers—Never Happened

By Opponents—Isaac Bruce (162 yards) vs. St. Louis, 1/30/00 (L)

100 YARDS RECEIVING

By Titans—Justin Gage (135 yards) vs. Baltimore, 1/10/09 (L)

By Opponents—Danny Amendola (112 yards) at New England, 1/13/18 (L)

CONSECUTIVE 100-YARD RECEIVING GAMES

By Titans—Never in Titans era (since 1999)

By Oilers—Ernest Givins at Denver (111 yards), 1/4/92 (L), at Buffalo (117 yards), 1/3/93 (L)

10 OR MORE RECEPTIONS

By Titans—Justin Gage (11 rec.) vs. Baltimore, 1/10/09 (L)

By Opponents—Danny Amendola (11 rec.) at New England, 1/13/18 (L)

RECEPTION OF 80 OR MORE YARDS

By Titans/Oilers—Never Happened

By Opponents—Never Happened

RECEPTION OF 50 OR MORE YARDS

By Titans/Oilers—Never Happened

By Opponents—Shannon Sharpe (56 yards) vs. Baltimore, 1/7/01 (L)

THREE TOUCHDOWN RECEPTIONS

By Titans/Oilers—Never Happened

By Opponents—Andre Reed at Buffalo, 1/3/93 (L)

TWO TOUCHDOWN RECEPTIONS

By Titans/Oilers—Corey Davis at New England, 1/13/18 (L)

By Opponents—Hines Ward vs. Pittsburgh, 1/11/03 (W)

COMBINED OFFENSIVE PERFORMANCES BY TEAMMATES (PLAYOFFS)

100-YARD RUSHER AND 100-YARD RECEIVER IN A GAME

By Titans/Oilers—Never Happened

By Opponents—Never Happened

100-YARD RUSHER, 100-YARD RECEIVER AND 300-YARD PASSER IN A GAME

By Titans/Oilers—Never Happened

By Opponents—Never Happened

300-YARD PASSER AND 100-YARD RECEIVER IN A GAME

By Titans—Steve McNair (338 pass.) and Frank Wycheck (123 rec.) vs. Pittsburgh, 1/11/03 (W)

By Opponents—Tom Brady (337 pass.) and Danny Amendola (112 rec.) at New England, 1/13/18 (L)

100-YARD RUSHER AND 300-YARD PASSER IN A GAME

By Titans/Oilers—Never Happened

By Opponents—Never Happened

TWO 100-YARD RUSHERS IN A GAME

By Titans/Oilers—Never Happened

By Opponents—Hewitt Dixon (144 yards) and Pete Banaszak (116 yards) at Oakland, 12/31/67 (L)

TWO 100-YARD RECEIVERS IN A GAME

By Titans—Never in Titans era (since 1999)

By Oilers—Mike Barber (112 yards) and Ken Burrough (103 yards) at Miami, 12/24/78 (W)

By Opponents—Chris Chambers (121 yards) and Vincent Jackson (114 yards) at San Diego, 1/6/08 (L)

INDIVIDUAL DEFENSE (PLAYOFFS)

INTERCEPTION RETURNED FOR TOUCHDOWN

By Titans—Never in Titans era (since 1999)

By Oilers—Bubba McDowell (58 yards) at Buffalo, 1/3/93 (L)

By Opponents—Will Demps (56 yards) at Baltimore, 1/3/04 (W)

FUMBLE RETURNED FOR TOUCHDOWN

By Titans/Oilers—Never Happened

By Opponents—Never Happened

SAFETY SCORED

By Titans—Josh Evans and Jason Fisk (sacked Mark Brunell), at Jacksonville, 1/23/00 (W)

By Opponents—Dan Pastorini ran out of the End Zone, at Miami, 12/24/78 (W)

THREE INTERCEPTIONS

By Titans—Never in Titans era (since 1999)

By Oilers—Vernon Perry (4*) at San Diego, 12/29/79 (W)

By Opponents—Never Happened

TWO INTERCEPTIONS

By Titans—Never in Titans era (since 1999)

By Oilers—Bubba McDowell vs. N.Y. Jets, 12/29/91 (W)

By Opponents—Johnny Robinson vs. Dallas Texans, 12/23/62 (L)

THREE SACKS

By Titans—Never in Titans era (since 1999)

By Oilers—Andy Dorris vs. Denver, 12/23/79 (W)

By Opponents—Willie McGinest at New England, 1/10/04 (L)

LAST TIME IN A SEASON THE TITANS ...

TEAM OFFENSE

- Ranked 1st in Overall Offense — 1990
- Ranked 1st in Rushing Offense — 1967 (AFL)
- Ranked 1st in Passing Offense — 1992

TEAM DEFENSE

- Ranked 1st in Overall Defense — 2000
- Ranked 1st in Rushing Defense — 2003
- Ranked 1st in Passing Defense — 2000

GAMES WON (REGULAR SEASON)

- 10 Wins — 2008 (13-3)
- 11 Wins — 2008 (13-3)
- 12 Wins — 2008 (13-3)
- 13 Wins — 2008 (13-3)

ADVANCED IN PLAYOFFS

- Wild Card Round — 2017
- Divisional Round — 2017
- Conference Championship — 2002
- Super Bowl — 1999

RUSHING

- 1,000 Yards — **Derrick Henry** (1,059), 2018
- 1,500 Yards — **Chris Johnson** (2,006), 2009
- 2,000 Yards — **Chris Johnson** (2,006), 2009
- 300 Attempts — **Chris Johnson** (316), 2010
- 400 Attempts — **Eddie George** (403), 2000
- 10 Touchdowns — **Derrick Henry** (12), 2018
- 15 Touchdowns — **Lendale White** (15), 2008

PASSING

- 3,000 Yards — **Marcus Mariota** (3,232), 2017
- 3,500 Yards — **Matt Hasselbeck** (3,571), 2011
- 4,000 Yards — **Warren Moon** (4,690), 1991
- 400 Attempts — **Marcus Mariota** (453), 2017
- 500 Attempts — **Matt Hasselbeck** (518), 2011
- 600 Attempts — **Warren Moon** (655), 1991
- 20 Touchdowns — **Marcus Mariota** (26), 2016
- 30 Touchdowns — **Warren Moon** (33), 1990
- 90.0 Passer Rating — **Marcus Mariota** (92.3), 2018
- 100.0 Passer Rating — **Steve McNair** (100.4), 2003

RECEIVING

- 80 Receptions — **Delanie Walker** (94), 2015
- 90 Receptions — **Delanie Walker** (94), 2015
- 100 Receptions — **Haywood Jeffires** (100), 1991
- 1,000 Yards — **Delanie Walker** (1,088), 2015
- 1,500 Yards — **Charlie Hennigan** (1,546), 1964
- 10 Touchdowns — **Drew Bennett** (11), 2004
- 15 Touchdowns — **Bill Groman** (17), 1961

SCORING

- 100 Points — **Ryan Succop** (106), 2018
- 110 Points — **Ryan Succop** (136), 2017
- 120 Points — **Ryan Succop** (136), 2017
- 130 Points — **Ryan Succop** (136), 2017
- 30 Field Goals — **Ryan Succop** (35), 2017
- 35 Field Goals — **Ryan Succop** (35), 2017
- 10 Touchdowns — **Derrick Henry** (12), 2018
- 15 Touchdowns — **Chris Johnson** (16), 2009

DEFENSE

- 7 Interceptions — **Kevin Byard** (8), 2017
- 8 Interceptions — **Kevin Byard** (8), 2017
- 9 Interceptions — **Mike Reinfeldt** (12), 1979
- 10 Interceptions — **Mike Reinfeldt** (12), 1979
- 10 Sacks — **Brian Orakpo** (10.5), 2016
- 12 Sacks — **Jason Babin** (12.5), 2010
- 14 Sacks — **Jevon Kearse** (14.5), 1999
- 150 Tackles — **Wesley Woodyard** (172), 2017
- 175 Tackles — **Keith Bulluck** (180), 2002
- 200 Tackles — **Gregg Bingham** (212), 1980

TITANS RECORDS AT A GLANCE

Team record holders in major statistical categories

SCORING

- Points (Game) — 30 by **Billy Cannon** (5 TDs) at N.Y. Titans, 12/10/61
- Points (Season) — 136 by **Al Del Greco**, 1998; by **Ryan Succop**, 2017
- Points (Career) — 1,060 by **Al Del Greco**, 1991-00
- Touchdowns (Game) — 5 by **Billy Cannon** at N.Y. Titans, 12/10/61
- Touchdowns (Season) — 19 by **Earl Campbell**, 1979
- Touchdowns (Career) — 74 by **Eddie George**, 1996-03
- Field Goals (Game) — 8 by **Rob Bironas** at Hou., 10/21/07
- Field Goals (Season) — 36 by **Al Del Greco**, 1998
- Field Goals (Career) — 246 by **Al Del Greco**, 1991-00

RUSHING

- Rushing Yards (Game) — 238 by **Derrick Henry** vs. Jax, 12/6/18
- Rushing Yards (Season) — 2,006 by **Chris Johnson**, 2009
- Rushing Yards (Career) — 10,009 by **Eddie George**, 1996-03
- Rushing Touchdowns (Game) — 4 by **Earl Campbell** vs. Mia., 11/20/78; **Lorenzo White** vs. Cle., 12/9/90; **Derrick Henry** vs. Jax, 12/6/18
- Rushing Touchdowns (Season) — 19 by **Earl Campbell**, 1979
- Rushing Touchdowns (Career) — 73 by **Earl Campbell**, 1978-84

PASSING

- Passing Yards (Game) — 527 by **Warren Moon** at K.C., 12/16/90
- Passing Yards (Season) — 4,690 by **Warren Moon**, 1991
- Passing Yards (Career) — 33,685 by **Warren Moon**, 1984-93
- Passing Touchdowns (Game) — 7 by **George Blanda** vs. N.Y. Titans, 11/19/61
- Passing Touchdowns (Season) — 36 by **George Blanda**, 1961
- Passing Touchdowns (Career) — 196 by **Warren Moon**, 1984-93
- Passer Rating (Game) — 158.3 by **Chris Chandler** at Cin., 9/24/95
- Passer Rating (Season) — 100.4 by **Steve McNair**, 2003
- Passer Rating (Career) — 89.4 by **Marcus Mariota**, 2015-18

RECEIVING

- Receptions (Game) — 13 (three times, last by **Drew Bennett** at Oak., 12/19/04)
- Receptions (Season) — 101 by **Charlie Hennigan**, 1964
- Receptions (Career) — 542 by **Ernest Givins**, 1986-94
- Receiving Yards (Game) — 272 by **Charlie Hennigan** at Bos., 10/13/61
- Receiving Yards (Season) — 1,746 by **Charlie Hennigan**, 1961
- Receiving Yards (Career) — 7,935 by **Ernest Givins**, 1986-94
- Receiving Touchdowns (Game) — 3 (17 times, last by **Kenny Britt** vs. Phi., 10/24/10)
- Receiving Touchdowns (Season) — 17 by **Bill Groman**, 1961
- Receiving Touchdowns (Career) — 51 by **Charlie Hennigan**, 1960-66

PUNTING

- Punts (Game) — 11 (twice by **Rich Camarillo**, last at Pit., 12/3/95)
- Punts (Season) — 96 by **Rich Camarillo**, 1994
- Punts (Career) — 861 by **Craig Hentrich**, 1998-09

PUNT RETURNS

- Punt Return Yards (Game) — 160 by **Darius Reynaud** vs. Jax., 12/30/12
- Punt Return Average (Season) — 15.4 by **Billy Johnson**, 1977
- Punt Return Average (Career) — 13.2 by **Billy Johnson**, 1974-80

KICKOFF RETURNS

- Kickoff Return Yards (Game) — 240 by **Bobby Jancik** at Oak., 12/22/63
- Kickoff Return Average (Season) — 31.7 by **Darius Jennings**, 2018
- Kickoff Return Average (Career) — 26.5 by **Bobby Jancik**, 1962-67

INTERCEPTIONS

- Interceptions (Game) — 3 (nine times, last by **Kevin Byard** at Cle., 10/22/17)
- Interceptions (Season) — 12 by **Freddy Glick**, 1963; by **Mike Reinfeldt**, 1979
- Interceptions (Career) — 45 by **Jim Norton**, 1960-68

SACKS

- Sacks (Game) — 4 (five times, last by **William Fuller** vs. Pit., 11/28/93)
- Sacks (Season) — 17 by **Elvin Bethea**, 1973
- Sacks (Career) — 105 by **Elvin Bethea**, 1968-83

TENNESSEE TITANS 2018 PARTICIPATION CHART

Player	9/9 @Mia	9/16 Hou	9/23 @Jax	9/30 Phi	10/7 @Buf	10/14 Bal	10/21 @LAC	11/5 @Dal	11/11 NE	11/18 @NE	11/26 @Hou	12/2 NYJ	12/6 Jax	12/16 @NYG	12/22 Was	12/30 Ind	Season Totals			
																	GP	GS	DNP	IA
Barnard, Austin.....	IR	IR	IR	IR	IR	IR	IR	IR	IR	IR	IR	IR	IR	IR	IR	IR	0	0	0	0
Bates, Daren.....	P	P	P	P	P	P	P	P	P	P	P	P	P	P	P	P	16	0	0	0
Batson, Cameron.....	IA	IA	PS	PS	PS	P	P	P	P	WR	P	WR	P	P	P	P	11	2	0	2
Brinkley, Beau.....	P	P	P	P	P	P	P	P	P	P	P	P	P	P	P	P	16	0	0	0
Brown, Jayon.....	P	P	P	ILB	ILB	ILB	P	P	ILB	ILB	P	ILB	ILB	P	ILB	ILB	16	9	0	0
Butler, Malcolm.....	CB	CB	CB	CB	CB	P	P	P	CB	CB	P	CB	CB	P	CB	CB	16	11	0	0
Byard, Kevin.....	FS	FS	FS	FS	FS	FS	FS	FS	FS	FS	FS	FS	FS	FS	FS	FS	16	16	0	0
Campanaro, Michael.....	IR	IR	IR	IR	IR	IR	IR	X	X	X	X	X	X	X	X	X	0	0	0	0
Casey, Jurrell.....	DT	DT	DT	DT	DT	DT	DT	DT	DT	DT	DT	DT	DT	DT	DT	IR	15	15	0	0
Compton, Will.....	ILB	ILB	P	P	P	IA	IA	IA	P	IA	P	P	P	P	P	P	12	2	0	4
Conklin, Jack.....	IA	IA	RT	RT	RT	RT	RT	RT	IA	RT	RT	RT	RT	IR	IR	IR	9	9	0	4
Correa, Kamalei.....	OLB	P	IA	P	P	P	OLB	OLB	OLB	P	P	IA	IA	P	P	P	13	4	0	3
Cruikshank, Dane.....	P	P	P	P	P	P	P	P	IA	P	IA	IA	IA	P	P	P	12	0	0	4
Cunningham, Jerome.....	PS	PS	X	X	X	X	X	X	X	X	X	X	X	X	X	X	0	0	0	0
Cyprien, Johnathan.....	IR	IR	IR	IR	IR	IR	IR	IR	IR	IR	IR	IR	IR	IR	IR	IR	0	0	0	0
Davis, Austin.....	X	X	X	DNP	IA	X	X	X	X	X	X	X	X	X	X	DNP	0	0	2	1
Davis, Corey.....	WR	WR	WR	WR	WR	WR	WR	WR	WR	WR	WR	WR	WR	WR	WR	WR	16	16	0	0
Dawkins, Dalyn.....	PS	PS	P	DNP	IA	PS	PS	PS	PS	DNP	IA	IA	PS	PS	PS	PS	1	0	2	3
Dickerson, Matt.....	DNP	IA	P	IA	IA	P	IA	IA	IA	IA	IA	IA	IA	IA	IA	P	3	0	1	12
Douglas, Jamil.....	X	X	X	X	PS	PS	PS	PS	PS	PS	PS	PS	PS	PS	PS	PS	0	0	0	0
Durden, Kenneth.....	P	X	P	IA	P	IA	IA	IA	P	IA	P	X	PS	PS	IA	IA	5	0	0	7
Evans, Rashaan.....	IA	P	ILB	P	ILB	ILB	ILB	ILB	P	P	ILB	P	P	ILB	P	P	15	7	0	1
Finch, Sharif.....	P	P	P	P	P	P	P	P	P	P	P	P	P	P	IA	P	15	0	0	1
Firkser, Anthony.....	IA	P	PS	PS	PS	P	P	P	P	P	P	P	P	P	P	P	12	0	0	1
Fluellen, David.....	P	P	IA	IA	P	P	P	P	P	IA	IA	IA	IA	IA	IR	IR	7	0	0	7
Fowler, Jalston.....	X	X	X	X	X	X	X	IA	IA	X	X	X	X	X	X	X	0	0	0	2
Gabbert, Blaine.....	P	QB	QB	IA	DNP	DNP	DNP	DNP	DNP	P	DNP	P	DNP	P	P	QB	8	3	7	1
Hansen, Chad.....	X	X	X	X	PS	PS	X	X	X	X	X	X	X	X	X	X	0	0	0	0
Harris, Nigel.....	X	X	X	X	X	PS	PS	PS	PS	PS	PS	PS	PS	PS	P	P	2	0	0	0
Henry, Derrick.....	RB	RB	RB	RB	RB	RB	RB	RB	RB	P	P	P	P	RB	RB	RB	16	12	0	0
Jackson, Adoree'.....	P	CB	P	CB	P	CB	CB	CB	CB	CB	CB	CB	CB	CB	CB	CB	16	13	0	0
Jennings, Darius.....	P	P	P	P	P	P	P	P	P	P	P	P	P	P	P	P	16	0	0	0
Johnson, Austin.....	NT	P	NT	P	NT	NT	NT	NT	P	P	NT	P	P	NT	P	DT	16	9	0	0
Jones, Ben.....	C	C	C	C	C	C	C	C	C	C	C	C	C	C	C	C	16	16	0	0
Jones, DaQuan.....	DE	DE	DE	DE	DE	DE	DE	DE	DE	DE	DE	DE	DE	DE	DE	DE	16	16	0	0
Jordan, Mike.....	X	X	X	X	X	X	X	X	X	PS	PS	PS	PS	PS	PS	PS	0	0	0	0
Kalu, Joshua.....	PS	PS	PS	PS	PS	PS	PS	PS	PS	PS	PS	P	P	P	P	P	5	0	0	0
Kelly, Dennis.....	RT	IA	IA	IA	IA	DNP	P	P	RT	P	P	P	P	RT	RT	RT	11	5	1	4
Kern, Brett.....	P	P	P	P	P	P	P	P	P	P	P	P	P	P	P	P	16	0	0	0
Kilgo, Darius.....	X	X	PS	IA	P	P	P	P	P	P	P	P	P	DNP	P	P	11	0	1	1
Kline, Josh.....	RG	RG	RG	RG	RG	RG	RG	RG	RG	RG	RG	RG	RG	RG	RG	RG	16	16	0	0
Landry III, Harold.....	IA	P	P	P	P	P	P	P	P	P	P	P	P	OLB	OLB	OLB	15	3	0	1
Levin, Corey.....	P	P	P	P	P	LG	P	P	P	P	P	P	P	P	P	P	16	1	0	0
Lewan, Taylor.....	LT	IA	LT	LT	LT	LT	LT	LT	LT	LT	LT	LT	LT	LT	LT	LT	15	15	0	1
Lewis, Dion.....	P	P	P	P	P	P	P	RB	RB	RB	RB	RB	RB	P	P	RB	16	7	0	0
Lewis, Kendrick.....	IA	IA	IA	P	SS	SS	SS	P	P	P	P	P	P	P	P	P	13	3	0	3
Lewis, LaTroy.....	X	X	X	X	PS	PS	PS	PS	PS	PS	PS	PS	PS	PS	PS	IA	0	0	0	1
Lewis Jr., Roger.....	X	X	X	X	X	PS	PS	PS	PS	PS	PS	PS	PS	PS	PS	PS	0	0	0	0
Logan, Bennie.....	P	P	P	P	P	IA	P	P	P	P	P	P	P	P	P	P	15	0	0	1
Mariota, Marcus.....	QB	DNP	P	QB	QB	QB	QB	QB	QB	QB	QB	QB	QB	QB	QB	IA	14	13	1	1
Marz, Tyler.....	PS	RT	P	P	P	IA	IA	IA	P	IA	IA	IA	IA	P	IA	IA	6	1	0	9
Matthews, Rishard.....	P	P	P	X	X	X	X	X	X	X	X	X	X	X	X	X	3	0	0	0
Maxey, Johnny.....	IR	IR	IR	IR	IR	IR	IR	X	X	X	X	X	X	X	X	X	0	0	0	0
McNichols, Jeremy.....	X	X	X	X	X	X	X	X	X	X	X	X	IA	IA	DNP	IA	0	0	1	3
Morgan, Derrick.....	P	OLB	OLB	OLB	OLB	OLB	IA	IA	IA	OLB	OLB	OLB	OLB	OLB	OLB	OLB	13	12	0	3
Morgan, Jordan.....	X	X	X	X	X	PS	PS	PS	PS	PS	PS	PS	X	X	X	X	0	0	0	0
Orakpo, Brian.....	OLB	OLB	OLB	OLB	OLB	OLB	OLB	OLB	OLB	OLB	OLB	OLB	OLB	IA	IA	IA	13	13	0	3
Palmer, Nate.....	IR	IR	IR	IR	IR	IR	IR	IR	IR	IR	IR	IR	IR	IR	IR	IR	0	0	0	0
Pamphile, Kevin.....	P	LT	RT	IR	IR	IR	IR	IR	IR	IR	IR	IR	IR	IR	IR	IR	3	2	0	0
Pasztor, Austin.....	X	X	X	X	X	X	X	X	X	X	X	X	X	IA	P	P	2	0	0	1
President, Gimmel.....	X	X	X	X	X	X	X	X	X	X	X	X	X	X	PS	PS	0	0	0	0
Pruitt, MyCole.....	X	P	P	P	P	P	P	P	P	P	P	P	P	P	TE	P	15	1	0	0
Quessenberry, David.....	X	PS	PS	PS	PS	PS	PS	PS	PS	PS	PS	PS	PS	PS	PS	PS	0	0	0	0
Raymond, Kalif.....	X	X	X	PS	X	X	X	X	X	X	X	X	X	X	X	PS	0	0	0	0
Ross, Devin.....	X	X	X	X	X	X	PS	PS	PS	PS	PS	PS	PS	PS	PS	PS	0	0	0	0
Ryan, Logan.....	CB	CB	CB	CB	CB	CB	CB	CB	CB	CB	CB	CB	CB	CB	IR	IR	14	14	0	0
Sharpe, Tajaé.....	WR	WR	WR	P	WR	WR	WR	WR	WR	WR	WR	WR	WR	WR	P	P	16	13	0	0
Shelton, Coleman.....	PS	PS	PS	PS	PS	X	X	X	X	X	X	X	X	X	X	X	0	0	0	0
Silberman, Ian.....	X	X	X	PS	X	X	X	X	X	X	X	X	X	X	X	X	0	0	0	0
Simon, Deon.....	PS	PS	PS	X	X	X	X	X	X	X	X	X	X	X	X	X	0	0	0	0
Sims, LeShaun.....	P	P	P	P	P	P	P	P	P	P	P	P	P	P	CB	CB	16	2	0	0
Smith, Jonnu.....	TE	TE	TE	TE	TE	TE	TE	TE	TE	TE	TE	P	TE	IR	IR	IR	13	12	0	0
Smith, Tye.....	IR	IR	IR	IR	IR	IR	IR	IR	IR	IR	IR	IR	IR	IR	IR	IR	0	0	0	0
Spain, Quinton.....	LG	LG	LG	LG	LG	LG	IA	LG	LG	LG	LG	LG	LG	LG	LG	LG	15	15	0	1
Spillane, Robert.....	PS	PS	PS	PS	PS	P	P	X	X	X	X	X	X	X	X	X	2	0	0	0
Stinnie, Aaron.....	IA	DNP	IA	IA	IA	IA	P	IA	IA	IA	IA	IA	IA	IA	IA	IA	1	0	1	14
Stocker, Luke.....	P	TE	TE	TE	TE	TE	TE	P	P	P	TE	TE	P	TE	TE	TE	16	11	0	0
Succop, Ryan.....	P	P	P	P	P	P	P	P	P	P	P	P	P	P	P	P	16	0	0	0
Taylor, Taywan.....	P	P	P	WR	P	P	P	P	IA	IA	IA	P	WR	WR	WR	WR	13	5	0	3
Trawick, Brynden.....	P	P	P	P	P	P	P	P	P	P	P	P	P	P	P	P	16	0	0	0
Vaccaro, Kenny.....	SS	SS	SS	SS	IA	IA	IA	SS	SS	SS	SS	SS	SS	SS	SS	SS	13	13	0	3
Vickers, Kendal.....	X	X	X	X	X	X	X	X	X	X	X	X	X	X	X	PS	0	0	0	0
Walker, Delanie.....	TE	IR	IR	IR	IR	IR	IR	IR	IR	IR	IR	IR	IR	IR	IR	IR	1	1	0	0
Wallace, Aaron.....	P	IA	X	X	X	X	X	X	X	X	X	X	X	X	X	X	1	0	0	1
Webb, Damon.....	PS	PS	PS	PS	PS	PS	PS	PS	PS	PS	PS	PS	PS	PS	PS	PS	0	0	0	0
Wick, Cole.....	X	X	X	X	X	X	X	X	X	X	X	X	X	IA	IA	IR	0	0	0	2
Williams, Nick.....	X	X	IA	P	P	X	X	X	X	X	X	X	X	X	X	X	2	0	0	1
Woodside, Logan.....	PS	PS	PS	X	X	X	X	X	X	X	X	X	X	X	X	X	0	0	0	0
Woodyard, Wesley.....	ILB	ILB	ILB	ILB	IA	IA	ILB	ILB	ILB	ILB	ILB	ILB	ILB	ILB	ILB	ILB	14	14	0	2

Starters indicated by position (QB, RB, ILB, etc.); P = played but did not start; DNP = active but did not play; IA = inactive for game; PS = practice squad; PS-I = practice squad injured reserve; X = not on roster; IR = injured reserve; SUS = reserve/suspended; NFI = non-football injury; PUP = physically unable to perform

2018 RECAP

DRAFT

TEAM NOTES

PLAYER NOTES

STATISTICS

ROSTERS

TENNESSEE TITANS 2018 GAME-BY-GAME STARTERS

OFFENSE

Date	Opp	WR	LT	LG	C	RG	RT	TE	TE/WR/RB	QB	WR/TE	RB
09/09/18	@ Mia	T. Sharpe	T. Lewan	Q. Spain	B. Jones	J. Kline	D. Kelly	D. Walker	C. Davis (WR)	M. Mariota	J. Smith (TE)	D. Henry
09/16/18	Hou	T. Sharpe	K. Pamphile	Q. Spain	B. Jones	J. Kline	T. Marz	L. Stocker	J. Smith (TE)	B. Gabbert	C. Davis (WR)	D. Henry
09/23/18	@ Jax	T. Sharpe	T. Lewan	Q. Spain	B. Jones	J. Kline	K. Pamphile	L. Stocker	J. Smith (TE)	B. Gabbert	C. Davis (WR)	D. Henry
09/30/18	Phi	T. Taylor	T. Lewan	Q. Spain	B. Jones	J. Kline	J. Conklin	L. Stocker	J. Smith (TE)	M. Mariota	C. Davis (WR)	D. Henry
10/07/18	@ Buf	T. Sharpe	T. Lewan	Q. Spain	B. Jones	J. Kline	J. Conklin	L. Stocker	J. Smith (TE)	M. Mariota	C. Davis (WR)	D. Henry
10/14/18	Bal	T. Sharpe	T. Lewan	Q. Spain	B. Jones	J. Kline	J. Conklin	L. Stocker	J. Smith (TE)	M. Mariota	C. Davis (WR)	D. Henry
10/21/18	@ LAC	T. Sharpe	T. Lewan	C. Levin	B. Jones	J. Kline	J. Conklin	L. Stocker	J. Smith (TE)	M. Mariota	C. Davis (WR)	D. Henry
11/05/18	@ Dal	T. Sharpe	T. Lewan	Q. Spain	B. Jones	J. Kline	J. Conklin	J. Smith	D. Lewis (RB)	M. Mariota	C. Davis (WR)	D. Henry
11/11/18	NE	T. Sharpe	T. Lewan	Q. Spain	B. Jones	J. Kline	D. Kelly	J. Smith	D. Lewis (RB)	M. Mariota	C. Davis (WR)	D. Henry
11/18/18	@ Ind	T. Sharpe	T. Lewan	Q. Spain	B. Jones	J. Kline	J. Conklin	J. Smith	C. Batson (WR)	M. Mariota	C. Davis (WR)	D. Lewis
11/26/18	@ Hou	T. Sharpe	T. Lewan	Q. Spain	B. Jones	J. Kline	J. Conklin	L. Stocker	J. Smith (TE)	M. Mariota	C. Davis (WR)	D. Lewis
12/02/18	NYJ	T. Sharpe	T. Lewan	Q. Spain	B. Jones	J. Kline	J. Conklin	L. Stocker	C. Batson (WR)	M. Mariota	C. Davis (WR)	D. Lewis
12/06/18	Jax	T. Sharpe	T. Lewan	Q. Spain	B. Jones	J. Kline	J. Conklin	J. Smith	T. Taylor (WR)	M. Mariota	C. Davis (WR)	D. Lewis
12/16/18	@ NYG	T. Sharpe	T. Lewan	Q. Spain	B. Jones	J. Kline	D. Kelly	L. Stocker	T. Taylor (WR)	M. Mariota	C. Davis (WR)	D. Henry
12/22/18	Was	T. Taylor	T. Lewan	Q. Spain	B. Jones	J. Kline	D. Kelly	L. Stocker	C. Davis (WR)	M. Mariota	M. Pruitt (TE)	D. Henry
12/30/18	Ind	T. Taylor	T. Lewan	Q. Spain	B. Jones	J. Kline	D. Kelly	L. Stocker	D. Lewis (RB)	B. Gabbert	C. Davis (WR)	D. Henry

DEFENSE

Date	Opp	DE	NT/CB	DT	OLB	ILB	ILB	OLB	CB	CB	SS	FS
09/09/18	@ Mia	D. Jones	A. Johnson (NT)	J. Casey	K. Correa	W. Woodyard	W. Compton	B. Orakpo	L. Ryan	M. Butler	K. Vaccaro	K. Byard
09/16/18	Hou	D. Jones	A. Jackson (CB)	J. Casey	D. Morgan	W. Woodyard	W. Compton	B. Orakpo	L. Ryan	M. Butler	K. Vaccaro	K. Byard
09/23/18	@ Jax	D. Jones	A. Johnson (NT)	J. Casey	D. Morgan	W. Woodyard	R. Evans	B. Orakpo	L. Ryan	M. Butler	K. Vaccaro	K. Byard
09/30/18	Phi	D. Jones	A. Jackson (CB)	J. Casey	D. Morgan	W. Woodyard	J. Brown	B. Orakpo	L. Ryan	M. Butler	K. Vaccaro	K. Byard
10/07/18	@ Buf	D. Jones	A. Johnson (NT)	J. Casey	D. Morgan	R. Evans	J. Brown	B. Orakpo	L. Ryan	M. Butler	K. Lewis	K. Byard
10/14/18	Bal	D. Jones	A. Johnson (NT)	J. Casey	D. Morgan	R. Evans	J. Brown	B. Orakpo	L. Ryan	A. Jackson	K. Lewis	K. Byard
10/21/18	@ LAC	D. Jones	A. Johnson (NT)	J. Casey	K. Correa	W. Woodyard	R. Evans	B. Orakpo	L. Ryan	A. Jackson	K. Lewis	K. Byard
11/05/18	@ Dal	D. Jones	A. Johnson (NT)	J. Casey	K. Correa	W. Woodyard	R. Evans	B. Orakpo	L. Ryan	A. Jackson	K. Vaccaro	K. Byard
11/11/18	NE	D. Jones	M. Butler (CB)	J. Casey	K. Correa	W. Woodyard	J. Brown	B. Orakpo	L. Ryan	A. Jackson	K. Vaccaro	K. Byard
11/18/18	@ Ind	D. Jones	M. Butler (CB)	J. Casey	D. Morgan	W. Woodyard	J. Brown	B. Orakpo	L. Ryan	A. Jackson	K. Vaccaro	K. Byard
11/26/18	@ Hou	D. Jones	A. Johnson (NT)	J. Casey	D. Morgan	W. Woodyard	R. Evans	B. Orakpo	L. Ryan	A. Jackson	K. Vaccaro	K. Byard
12/02/18	NYJ	D. Jones	A. Jackson (CB)	J. Casey	D. Morgan	W. Woodyard	J. Brown	B. Orakpo	L. Ryan	M. Butler	K. Vaccaro	K. Byard
12/06/18	Jax	D. Jones	A. Jackson (CB)	J. Casey	D. Morgan	W. Woodyard	J. Brown	B. Orakpo	L. Ryan	M. Butler	K. Vaccaro	K. Byard
12/16/18	@ NYG	D. Jones	A. Johnson (NT)	J. Casey	D. Morgan	W. Woodyard	R. Evans	H. Landry III	L. Ryan	A. Jackson	K. Vaccaro	K. Byard
12/22/18	Was	D. Jones	A. Jackson (CB)	J. Casey	D. Morgan	W. Woodyard	J. Brown	H. Landry III	L. Sims	M. Butler	K. Vaccaro	K. Byard
12/30/18	Ind	D. Jones	L. Sims (CB)	A. Johnson	D. Morgan	W. Woodyard	J. Brown	H. Landry III	A. Jackson	M. Butler	K. Vaccaro	K. Byard

Bold denotes rookie

TENNESSEE TITANS 2018 TRANSACTIONS

January 1	Signed CB JEREMY BOYKINS to the practice squad	August 8	Waived DE CONNOR FLAGEL from reserve/injured with an injury settlement
January 15	Organization and head coach MIKE MULARKEY agree to part ways; signed CB JEREMY BOYKINS , WR DARIUS JENNINGS , S DENZEL JOHNSON , T TYLER MARZ , DE JOHNNY MAXEY , WR ZACH PASCAL , TE TIM SEMISCH , DE JULIUS WARMSLEY , OL CODY WICHMANN and NT ANTWAUN WOODS to future contracts	August 10	Waived injured DL JOHNNY MAXEY ; signed free agent S STEVEN TERRELL
January 19	Signed QB TYLER FERGUSON to a future contract	August 11	Waived injured OLB GIMEL PRESIDENT ; waived CB JARELL CARTER and CB JOSEPH ESTE ; signed free agents CB TREY CALDWELL and CB KENNETH DURDEN
January 20	Named MIKE VRABEL the 19th head coach in franchise history	August 12	Waived TE/LB NICK DeLUCA and CB JOSH KALU ; signed free agents OLB DAVOND DADE , DL FRANCIS KALLON and LB TONY WASHINGTON JR.
January 30	Hired MATT LaFLEUR as offensive coordinator and DEAN PEES as defensive coordinator	August 18	Waived OLB GIMEL PRESIDENT from reserve/injured with an injury settlement
January 31	Elevated CRAIG AUKERMAN to special teams coach; hired SHANE BOWEN as outside linebackers coach, KERRY COOMBS as secondary coach, TYRONE MCKENZIE as inside linebackers coach, ROB MOORE as wide receivers coach and PAT O'HARA as quarterbacks coach	August 20	Placed CB KALAN REED on injured reserve; signed free agent DB JOSH KALU
February 5	Signed free agent CB DEMONTRE HURST	August 21	Waived LB BRANDON CHUBB , OLB DAVOND DADE and T MATTHEW DIAZ ; signed free agents LB JEFF KNOX , LB NYLES MORGAN and LB DEONTAE SKINNER
February 6	Hired KEITH CARTER as offensive line coach, TONY DEWS as running backs coach and TERRELL WILLIAMS as defensive line coach	August 26	Placed WR MICHAEL CAMPANARO on injured reserve; moved WR RISHARD MATTHEWS from physically unable to perform to active roster
February 14	Hired SCOTT BOOKER as defensive assistant, RYAN CROW as defensive assistant, MATT EDWARDS as assistant special teams coach and MATT PEES as quality control coach; retained LUKE STECKEL and MIKE SULLIVAN as offensive assistants	August 27	Signed free agent RB LENARD TILLERY ; waived CB KALAN REED from reserve/injured with an injury settlement
March 9	Terminated vested veterans QB MATT CASSEL , RB DeMARCO MURRAY , S Da'NORRIS SEARCY and WR ERIC WEEMS	August 28	Traded a sixth round pick in the 2019 NFL Draft to the Baltimore Ravens for OLB KAMALEI CORREA ; terminated vested veteran LB DEONTAE SKINNER
March 15	Signed unrestricted free agent G JOSH KLINE	September 1	Moved T JACK CONKLIN from physically unable to perform to active roster; placed P/K AUSTIN BARNARD and WR DEVIN ROSS on injured reserve; terminated vested veterans DB DEMONTRE HURST , DE DAVID KING , G XAVIER Su'a-FILO , S STEVEN TERRELL and WR NICK WILLIAMS ; waived WR DEONTAY BURNETT , CB TREY CALDWELL , OLB JOSH CARRAWAY , TE JEROME CUNNINGHAM , RB DALYN DAWKINS , C NICO FALAH , QB LUKE FALK , CB RICO GAFFORD , T LAURENCE GIBSON , DL FRANCIS KALLON , DB JOSH KALU , LB JEFF KNOX , DL Du'VONTA LAMPKIN , G TYLER MARZ , LB NYLES MORGAN , T ELIJAH NKANSAH , OLB TOBENNA OKEKE , DT MIKE RAMSAY , TE TIM SEMISCH , WR BRANDON SHIPPEN , LB ROBERT SPILLANE , S JASON THOMPSON , WR LENARD TILLERY , WR JORDAN VEASY , RB AKRUM WADLEY , DE JULIUS WARMSLEY , LB TONY WASHINGTON JR. , S DAMON WEBB , G CODY WICHMANN and TE ETHAN WOLF
March 16	Terminated vested veteran DT KARL KLUG ; signed unrestricted free agents CB MALCOLM BUTLER , DE DaQUAN JONES and RB DION LEWIS	September 2	Signed TE JEROME CUNNINGHAM , RB DALYN DAWKINS , DB JOSH KALU , G TYLER MARZ , LB ROBERT SPILLANE and S DAMON WEBB to the practice squad; waived WR DEVIN ROSS from reserve/injured with an injury settlement
March 17	Terminated vested veteran NT SYLVESTER WILLIAMS	September 3	Signed WR AUSTIN PROEHL , C/G COLEMAN SHELTON , DL DEON SIMON and QB LOGAN WOODSIDE to the practice squad
March 29	Signed unrestricted free agent G/T KEVIN PAMPHILE	September 4	Released WR AUSTIN PROEHL from the practice squad; signed WR DAMORE'EA STRINGFELLOW to the practice squad
April 1	Hired CHANDLER HENLEY as quality control coach	September 6	Released WR DAMORE'EA STRINGFELLOW from the practice squad
April 3	Signed unrestricted free agents QB BLAINE GABBERT and G XAVIER Su'a-FILO ; re-signed restricted free agent G QUINTON SPAIN	September 10	Placed TE DELANIE WALKER on injured reserve; signed TE MyCOLE PRUITT from the Houston Texans practice squad
April 6	Signed unrestricted free agent LB WILL COMPTON ; announced strength and conditioning coach STEVE WATTERSON has retired; elevated TOM KANAVY to strength and conditioning coach	September 11	Signed OL DAVID QUESSENBERRY to the practice squad
April 9	Signed unrestricted free agent DL BENNIE LOGAN ; waived OLB VICTOR OCHI	September 15	Waived CB KENNETH DURDEN ; signed T TYLER MARZ from the practice squad to the active roster
April 11	Signed unrestricted free agent WR MICHAEL CAMPANARO	September 17	Waived WR CAMERON BATSON and TE ANTHONY FIRKSER ; signed free agent WR NICK WILLIAMS
April 26	Traded a 2018 first-round selection (25th overall) and a 2018 fourth-round selection (125th overall) to the Baltimore Ravens for a Ravens' 2018 first-round selection (22nd overall) and a Ravens' 2018 sixth-round selection (215th overall); drafted LB RASHAAN EVANS (first round, 22nd overall)	September 18	Waived OLB AARON WALLACE ; signed free agent CB KENNETH DURDEN ; signed RB DALYN DAWKINS from the practice squad to the active roster; released TE JEROME CUNNINGHAM from the practice squad; signed WR CAMERON BATSON , TE ANTHONY FIRKSER and NT DARIUS KILGO to the practice squad
April 27	Traded a 2018 second-round selection (57th overall) and a 2018 third-round selection (89th overall) to the Oakland Raiders for a Raiders' 2018 second-round selection (41st overall); drafted OLB HAROLD LANDRY III (second round, 41st overall)	September 25	Signed G/T KEVIN PAMPHILE on injured reserve; signed free agent QB AUSTIN DAVIS ; released DL DEON SIMON and QB LOGAN WOODSIDE from the practice squad; signed WR KALIF RAYMOND and OL IAN SILBERMAN to the practice squad
April 28	Traded a 2018 fifth-round selection (162nd overall) and a 2018 sixth-round selection (215th overall) to the Baltimore Ravens for a Ravens' 2018 fifth-round selection (152nd overall); drafted DB DANE CRUIKSHANK (fifth round, 152nd overall) and QB LUKE FALK (sixth round, 199th overall)	September 27	Terminated vested veteran WR RISHARD MATTHEWS
April 30	Terminated vested veteran QB ALEX TANNEY ; waived DE JOHNNY MAXEY and RB KHALFANI MUHAMMAD	September 28	Signed NT DARIUS KILGO from the practice squad to the active roster
May 1	Claimed OLB GIMEL PRESIDENT off waivers from the Houston Texans	October 2	Released WR KALIF RAYMOND from the practice squad; practice squad OL IAN SILBERMAN signed to the Oakland Raiders active roster; signed WR CHAD HANSEN and OLB LATROY LEWIS to the practice squad
May 2	Waived S DENZEL JOHNSON ; signed free agent S KENDRICK LEWIS	October 3	Signed G JAMIL DOUGLAS to the practice squad
May 7	Signed free agent S MICHAEL GRIFFIN	October 8	Waived RB DALYN DAWKINS
May 8	Placed S MICHAEL GRIFFIN on the reserve/retired list	October 9	Terminated vested veterans QB AUSTIN DAVIS and WR NICK WILLIAMS ; signed TE ANTHONY FIRKSER and LB ROBERT SPILLANE from the practice squad to the active roster; released C/G COLEMAN SHELTON from the practice squad; signed LB NIGEL HARRIS to the practice squad
May 11	Signed the following undrafted free agents: P/K AUSTIN BARNARD , WR CAMERON BATSON , WR DEONTAY BURNETT , RB DALYN DAWKINS , LB NICK DeLUCA , T MATTHEW DIAZ , DE MATT DICKERSON , C NICO FALAH , OLB SHARIF FINCH , CB RICO GAFFORD , CB ELIJAH GOINS , CB JOSHUA KALU , CB RYAN MCKINLEY , T ELIJAH NKANSAH , DT MIKE RAMSAY , RB LARRY ROSE , WR DEVIN ROSS , G AARON STINNIE , WR JORDAN VEASY , RB AKRUM WADLEY , S DAMON WEBB and TE ETHAN WOLF ; signed fifth-round choice DB DANE CRUIKSHANK and sixth-round choice QB LUKE FALK	October 10	Signed WR CAMERON BATSON from the practice squad to the active roster; signed RB DALYN DAWKINS , WR ROGER LEWIS JR. and OL JORDAN MORGAN to the practice squad
May 14	Waived QB TYLER FERGUSON , CB ELIJAH GOINS , CB RYAN MCKINLEY and RB LARRY ROSE ; signed free agents CB JOSEPH ESTE , TE ANTHONY FIRKSER , DE CONNOR FLAGEL , OLB TOBENNA OKEKE and LB ROBERT SPILLANE	October 15	Released WR CHAD HANSEN from the practice squad; signed WR DEVIN ROSS to the practice squad
May 16	Signed first-round choice LB RASHAAN EVANS ; signed free agent WR NICK WILLIAMS	October 23	Terminated vested veteran WR MICHAEL CAMPANARO from reserve/injured; waived DE JOHNNY MAXEY from reserve/injured
May 17	Waived injured NT ANTWAUN WOODS ; claimed T JOHN THEUS off waivers from the New Orleans Saints	October 29	Waived LB ROBERT SPILLANE ; signed free agent FB JALSTON FOWLER
May 22	Waived NT ANTWAUN WOODS from reserve/injured with an injury settlement	November 13	Waived FB JALSTON FOWLER ; signed RB DALYN DAWKINS from the practice squad to the active roster; signed DB MIKE JORDAN to the practice squad
June 14	Waived CB JEREMY BOYKINS and WR ZACH PASCAL ; signed free agents CB JARELL CARTER and WR BRANDON SHIPPEN	December 1	Waived CB KENNETH DURDEN ; signed DB JOSHUA KALU from the practice squad to the active roster
June 15	Signed second-round choice OLB HAROLD LANDRY III	December 3	Waived RB DALYN DAWKINS ; signed RB JEREMY McNICHOLS from the Denver Broncos practice squad; released OL JORDAN MORGAN from the practice squad; signed CB KENNETH DURDEN to the practice squad
July 22	Placed T JACK CONKLIN and TE PHILLIP SUPERNOW on physically unable to perform; placed WR MICHAEL CAMPANARO and LB RASHAAN EVANS on non-football illness; placed DT MICHAEL RAMSAY on non-football injury; placed OLB KEVIN DODD on reserve/did not report	December 5	Signed RB DALYN DAWKINS to the practice squad
July 23	Moved DT MICHAEL RAMSAY from non-football injury list to active roster	December 11	Placed T JACK CONKLIN and TE JONNU SMITH on injured reserve; signed TE COLE WICK from the San Francisco 49ers practice squad
July 24	Waived OLB KEVIN DODD ; moved WR MICHAEL CAMPANARO and LB RASHAAN EVANS from non-football illness to active roster	December 12	Signed free agent OL AUSTIN PASZTOR
July 26	Signed free agent DL CLAUDE PELON ; placed T JOHN THEUS on non-football injury; placed WR RISHARD MATTHEWS on physically unable to perform	December 18	Placed CB LOGAN RYAN on injured reserve; signed CB KENNETH DURDEN from the practice squad to the active roster; signed OLB GIMEL PRESIDENT to the practice squad
July 31	Placed CB TYE SMITH on injured reserve; waived DL CLAUDE PELON with an injury waiver; signed free agent DL Du'VONTA LAMPKIN and DL JOHNNY MAXEY	December 20	Placed RB DAVID FLUELLEN on injured reserve; signed LB NIGEL HARRIS from the practice squad to the active roster
August 1	Placed T JOHN THEUS on reserve/retired list	December 24	Placed DT JURRELL CASEY and TE COLE WICK on injured reserve; signed free agent QB AUSTIN DAVIS ; signed OLB LATROY LEWIS from the practice squad to the active roster; signed WR KHALIF RAYMOND and DE KENDAL VICKERS to the practice squad
August 3	Placed S JOHNATHAN CYPRIEN on injured reserve; waived injured DE CONNOR FLAGEL ; moved TE PHILLIP SUPERNOW from physically unable to perform to active roster		
August 4	Signed free agents T LAURENCE GIBSON , S JASON THOMPSON and S KENNY VACCARO		
August 7	Terminated vested veteran TE PHILLIP SUPERNOW ; placed LB NATE PALMER on injured reserve; signed free agents LB BRANDON CHUBB and TE JEROME CUNNINGHAM		

TENNESSEE TITANS UNOFFICIAL DEPTH CHART

OFFENSE

WR	19	Tajaé Sharpe	15	Darius Jennings	17	<u>Cameron Batson</u>
TE	85	MyCole Pruitt	86	Anthony Firkser		
LT	77	Taylor Lewan	69	Tyler Marz	68	Austin Pasztor
LG	67	Quinton Spain	62	Corey Levin	61	<u>Aaron Stinnie</u>
C	60	Ben Jones	62	Corey Levin		
RG	64	Josh Kline	62	Corey Levin	61	<u>Aaron Stinnie</u>
RT	71	Dennis Kelly	69	Tyler Marz	68	Austin Pasztor
TE	88	Luke Stocker				
WR	84	Corey Davis	13	Taywan Taylor		
QB	8	Marcus Mariota	7	Blaine Gabbert	12	Austin Davis
RB	22	Derrick Henry	33	Dion Lewis	30	Jeremy McNichols

DEFENSE

DE	90	DaQuan Jones	97	Darius Kilgo		
NT	94	Austin Johnson	92	<u>Matt Dickerson</u>		
DT	96	Bennie Logan	58	<u>Harold Landry III</u>	56	<u>Sharif Finch</u>
OLB	91	Derrick Morgan	51	Will Compton	53	Daren Bates
ILB	59	Wesley Woodyard	54	<u>Rashaan Evans</u>	57	Nigel Harris
ILB	55	Jayon Brown	44	Kamalei Correa	45	LaTroy Lewis
OLB	98	Brian Orakpo	46	<u>Joshua Kalu</u>		
CB	25	Adoree' Jackson	28	Kendrick Lewis		
SS	24	Kenny Vaccaro	29	<u>Dane Cruikshank</u>	41	Brynden Trawick
FS	31	Kevin Byard	36	LeShaun Sims	20	Kenneth Durden
CB	21	Malcolm Butler				

SPECIAL TEAMS

K	4	Ryan Succop	6	Brett Kern		
KO	4	Ryan Succop	6	Brett Kern		
P	6	Brett Kern	4	Ryan Succop		
H	6	Brett Kern	7	Blaine Gabbert		
PR	25	Adoree' Jackson	17	<u>Cameron Batson</u>		
KOR	15	Darius Jennings	25	Adoree' Jackson	33	Dion Lewis
LS	48	Beau Brinkley	88	Luke Stocker		

As of Dec. 30, 2018

Rookies are underlined

Injured Reserve (starters when injured in *italics*): K/P Austin Barnard, *DT Jurrell Casey*, *T Jack Conklin*, *S Johnathan Cyprien*, RB David Fluellen, LB Nate Palmer, G/T Kevin Pamphile, *CB Logan Ryan*, *TE Jonnu Smith*, CB Tye Smith, *TE Delanie Walker*, TE Cole Wick

TITANS PRONUNCIATION GUIDE

Kevin BYARD (BY-urd); KAMALEI CORREA (KAH-mah-lay corr-A-uh); Dane CRUIKSHANK (CROOK-shank); DAQUAN Jones (day-QUAN); Corey LEVIN (LEH-vin); Taylor LEWAN (leh-WAHN); Marcus MARIOTA (MAR-ee-OH-tah); Tyler MARZ (MARE-its); Kevin PAMPHILE (pam-FEEL); TAJAÉ Sharpe (TAH-zhay); JONNU Smith (JAH-new); Ryan SUCCOP (SUCK-up); Brynden TRAWICK (TRAH-wick); Wesley WOODYARD (wood-YARD)

TENNESSEE TITANS ROSTER BY EXPERIENCE

<u>13TH YEAR</u>		<u>6TH YEAR</u>		<u>3RD YEAR</u>		<u>1ST YEAR</u>	
Delanie Walker (IR)	TE	Daren Bates	LB	Kevin Byard	S	Kenneth Durden	CB
		Johnathan Cyprien (IR)	S	Jack Conklin (IR)	T	Anthony Firkser	TE
<u>11TH YEAR</u>		Josh Kline	G	Kamalei Correa	OLB	LaTroy Lewis	OLB
Brett Kern	P	Dion Lewis	RB	Derrick Henry	RB	Jeremy McNichols	RB
Wesley Woodyard	LB	Bennie Logan	DL	Austin Johnson	DL		
		Nate Palmer (IR)	LB	Darius Kilgo	NT	<u>ROOKIE DRAFT PICKS</u>	
<u>10TH YEAR</u>		Austin Pasztor	OL	MyCole Pruitt	TE	Dane Cruikshank	DB
Brian Orakpo	OLB	Logan Ryan (IR)	CB	Tajae Sharpe	WR	Rashaan Evans	LB
Ryan Succop	K	Brynden Trawick	S	LeShaun Sims	CB	Harold Landry III	OLB
		Kenny Vaccaro	S	Tye Smith (IR)	CB		
		<u>5TH YEAR</u>		<u>2ND YEAR</u>		<u>ROOKIE FREE AGENTS</u>	
		Malcolm Butler	CB	Jayon Brown	LB	Austin Barnard (IR)	P
		Will Compton	LB	Corey Davis	WR	Cameron Batson	WR
<u>9TH YEAR</u>		DaQuan Jones	DL	David Fluellen (IR)	RB	Matt Dickerson	DE
Derrick Morgan	OLB	Taylor Lewan	T	Nigel Harris	LB	Sharif Finch	OLB
		Kevin Pamphile (IR)	G	Adoree' Jackson	CB	Joshua Kalu	DB
<u>8TH YEAR</u>				Darius Jennings	WR	Aaron Stinnie	G
Jurrell Casey (IR)	DT			Corey Levin	C/G		
Blaine Gabbert	QB	<u>4TH YEAR</u>		Tyler Marz	T	As of Dec. 30, 2018	
Kendrick Lewis	S	Marcus Mariota	QB	Jonnu Smith (IR)	TE		
Luke Stocker	TE	Quinton Spain	G	Taywan Taylor	WR		
				Cole Wick (IR)	TE		
<u>7TH YEAR</u>							
Beau Brinkley	LS						
Austin Davis	QB						
Ben Jones	C						
Dennis Kelly	G/T						

TENNESSEE TITANS ROSTER BY DRAFT ROUND

ROUND 1

Player	Pos.	Year
Rashaan Evans	LB	2018
Corey Davis	WR	2017
Adoree' Jackson	CB	2017
Jack Conklin (IR)	T	2016
Marcus Mariota	QB	2015
Taylor Lewan	T	2014
Kenny Vaccaro	S	2013 (NO)
Blaine Gabbert	QB	2011 (Jax)
Derrick Morgan	OLB	2010
Brian Orakpo	OLB	2009 (Was)

ROUND 2

Player	Pos.	Year
Harold Landry III	OLB	2018
Kamalei Correa	OLB	2016 (Bal)
Derrick Henry	RB	2016
Austin Johnson	DL	2016
Johnathan Cyprien (IR)	S	2013 (Jax)

ROUND 3

Player	Pos.	Year
Jonnu Smith (IR)	TE	2017
Taywan Taylor	WR	2017
Kevin Byard	S	2016
Bennie Logan	DL	2013 (Phi)
Logan Ryan (IR)	CB	2013 (NE)
Jurrell Casey (IR)	DT	2011

ROUND 4

Player	Pos.	Year
DaQuan Jones	DL	2014
Ben Jones	C	2012 (Hou)
Luke Stocker	TE	2011 (TB)

ROUND 5

Player	Pos.	Year
Dane Cruikshank	DB	2018
Jayon Brown	LB	2017
Tajae Sharpe	WR	2016
LeShaun Sims	CB	2016
Jeremy McNichols	RB	2015 (TB)
MyCole Pruitt	TE	2015 (Min)
Tye Smith (IR)	CB	2015 (Sea)
Kevin Pamphile (IR)	G	2014 (TB)
Dennis Kelly	G/T	2012 (Phi)
Dion Lewis	RB	2011 (Phi)
Kendrick Lewis	S	2010 (KC)

ROUND 6

Player	Pos.	Year
Corey Levin	G/C	2017
Darius Kilgo	NT	2016 (Den)
Nate Palmer (IR)	LB	2013 (GB)
Delanie Walker (IR)	TE	2006 (SF)

ROUND 7

Player	Pos.	Year
Ryan Succop	K	2009 (KC)

UNDRAFTED

Player	Pos.	Year
Austin Barnard (IR)	P	2018
Cameron Batson	WR	2018
Matt Dickerson	DE	2018
Sharif Finch	OLB	2018
Joshua Kalu	DB	2018
Aaron Stinnie	G	2018
Anthony Firkser	TE	2017 (NYJ)
Nigel Harris	LB	2017 (LAC)
LaTroy Lewis	OLB	2017 (Oak)
Kenneth Durden	CB	2016 (Oak)
Tyler Marz	T	2016
Cole Wick (IR)	TE	2016 (Det)
Darius Jennings	WR	2015 (Cle)
Quinton Spain	G	2015
Malcolm Butler	CB	2014 (NE)
David Fluellen (IR)	RB	2014 (Phi)
Daren Bates	LB	2013 (StL)
Will Compton	LB	2013 (Was)
Josh Kline	G	2013 (NE)
Brynden Trawick	S	2013 (Bal)
Beau Brinkley	LS	2012
Austin Davis	QB	2012 (StL)
Austin Pasztor	OL	2012 (Min)
Brett Kern	P	2008 (Den)
Wesley Woodyard	LB	2008 (Den)

As of Dec. 30, 2018

HOW THE TENNESSEE TITANS WERE BUILT

YEAR	DRAFTEES (17)	FREE AGENTS (32)	TRADES/WAIVERS (4)
2018	LB Rashaan Evans (1) OLB Harold Landry III (2) DB Dane Cruikshank (5)	CB Malcolm Butler (UFA-NE) RB Dion Lewis (UFA-NE) QB Blaine Gabbert (UFA-ARI) LB Will Compton (UFA-WAS) DL Bennie Logan (UFA-KC) S Kendrick Lewis (FA) DE Matt Dickerson (FA) OLB Sharif Finch (FA) G Aaron Stinnie (FA) S Kenny Vaccaro (FA) TE MyCole Pruitt (FA) NT Darius Kilgo (FA) TE Anthony Firkser (FA) WR Cameron Batson (FA) DB Joshua Kalu (FA) RB Jeremy McNichols (FA) OL Austin Pasztor (FA) CB Kenneth Durden (FA) LB Nigel Harris (FA) QB Austin Davis (FA) OLB LaTroy Lewis (FA)	OLB Kamalei Correa (T-BAL)
2017	WR Corey Davis (1a) CB Adoree' Jackson (1b) WR Taywan Taylor (3a) LB Jayon Brown (5) C/G Corey Levin (6)	LB Daren Bates (UFA-OAK) S Brynden Trawick (UFA-OAK) WR Darius Jennings (FA) TE Luke Stocker (FA)	
2016	DL Austin Johnson (2b) RB Derrick Henry (2c) S Kevin Byard (3) WR Tajaé Sharpe (5a) CB LeShaun Sims (5b)	C Ben Jones (UFA-HOU) T Tyler Marz (FA)	T/G Dennis Kelly (T-PHI) G Josh Kline (W-NE)
2015	QB Marcus Mariota (1)	OLB Brian Orakpo (UFA-WAS) G Quinton Spain (FA)	
2014	T Taylor Lewan (1) DL DaQuan Jones (4a)	LB Wesley Woodyard (UFA-DEN) K Ryan Succop (FA)	
2012		LS Beau Brinkley (FA)	
2010	OLB Derrick Morgan (1)		
2009			P Brett Kern (W-DEN)

As of Dec. 30, 2018

Injured Reserve: K/P Austin Barnard (FA-2018), DT Jurrell Casey (D3-2011), T Jack Conklin (D1-2016), S Johnathan Cyprien (UFA-2017), RB David Fluellen (FA-2015), LB Nate Palmer (W-2016), G/T Kevin Pamphile (UFA-2018), CB Logan Ryan (UFA-2017), TE Jonnu Smith (D3-2017), CB Tye Smith (FA-2017), TE Delanie Walker (UFA-2013), TE Cole Wick (FA-2018)

TENNESSEE TITANS POSITIONAL ROSTER - OFFENSE

QUARTERBACKS (3)

12	Davis, Austin	QB	6-2	221	6/2/89	7	Southern Mississippi	Meridian, Miss.	FA-'18
7	Gabbert, Blaine	QB	6-4	235	10/15/89	8	Missouri	Ballwin, Mo.	UFA (ARI)-'18
8	Mariota, Marcus	QB	6-4	222	10/30/93	4	Oregon	Honolulu, Hawaii	D1-'15

RUNNING BACKS/FULLBACKS (3)

22	Henry, Derrick	RB	6-3	247	1/4/94	3	Alabama	Yulee, Fla.	D2c-'16
33	Lewis, Dion	RB	5-8	195	9/27/90	7	Pittsburgh	Albany, N.Y.	UFA (NE)-'18
30	McNichols, Jeremy	RB	5-9	205	12/26/95	1	Boise State	Santa Margarita, Calif.	FA-'18

WIDE RECEIVERS (5)

17	Batson, Cameron	WR	5-8	175	12/20/95	R	Texas Tech	Oklahoma City, Okla.	FA-'18
84	Davis, Corey	WR	6-3	209	1/11/95	2	Western Michigan	Wheaton, Ill.	D1a-'17
15	Jennings, Darius	WR	5-10	180	6/28/92	2	Virginia	Baltimore, Md.	FA-'17
19	Sharpe, Tajaé	WR	6-2	194	12/23/94	3	Massachusetts	Piscataway, N.J.	D5a-'16
13	Taylor, Taywan	WR	5-11	203	3/2/95	2	Western Kentucky	Louisville, Ky.	D3a-'17

TIGHT ENDS (3)

86	Firkser, Anthony	TE	6-2	246	2/19/95	1	Harvard	Manalapan, N.J.	FA-'18
85	Pruitt, MyCole	TE	6-2	245	3/24/92	3	Southern Illinois	South Bend, Ind.	FA-'18
88	Stocker, Luke	TE	6-5	253	7/17/88	8	Tennessee	Berea, Ky.	FA-'17

CENTERS (2)

60	Jones, Ben	C	6-3	308	7/2/89	7	Georgia	Brent, Ala.	UFA (HOU)-'16
62	Levin, Corey	C/G	6-4	307	8/12/94	2	Chattanooga	Dacula, Ga.	D6-'17

GUARDS (3)

64	Kline, Josh	G	6-3	300	12/29/89	6	Kent State	Mason, Ohio	W (NE)-'16
67	Spain, Quinton	G	6-4	330	8/7/91	4	West Virginia	Petersburg, Va.	FA-'15
61	Stinnie, Aaron	G	6-3	312	2/18/94	R	James Madison	Charlottesville, Va.	FA-'18

TACKLES (4)

71	Kelly, Dennis	T/G	6-8	321	1/16/90	7	Purdue	Chicago Heights, Ill.	T (PHI)-'16
77	Lewan, Taylor	T	6-7	309	7/22/91	5	Michigan	Cave Creek, Ariz.	D1-'14
69	Marz, Tyler	T	6-7	316	9/9/92	2	Wisconsin	Springfield, Minn.	FA-'16
68	Pasztor, Austin	OL	6-7	305	11/26/90	6	Virginia	Tillonsburg, Ontario	FA-'18

LONG SNAPPER (1)

48	Brinkley, Beau	LS	6-4	260	1/25/90	7	Missouri	Kearney, Mo.	FA-'12
----	----------------	----	-----	-----	---------	---	----------	--------------	--------

PLACEKICKERS (1)

4	Succop, Ryan	K	6-2	218	9/19/86	10	South Carolina	Hickory, N.C.	FA-'14
---	--------------	---	-----	-----	---------	----	----------------	---------------	--------

Injured Reserve: K/P Austin Barnard, T Jack Conklin, RB David Fluellen, G/T Kevin Pamphile, TE Jonnu Smith, TE Delanie Walker, TE Cole Wick

As of Dec. 30, 2018

TENNESSEE TITANS POSITIONAL ROSTER - DEFENSE

DEFENSIVE LINEMEN (5)

92	Dickerson, Matt	DE	6-5	292	11/9/95	R	UCLA	San Mateo, Calif.	FA-'18
94	Johnson, Austin	DL	6-4	314	5/8/94	3	Penn State	Galloway, N.J.	D2b-'16
90	Jones, DaQuan	DL	6-4	322	12/27/91	5	Penn State	Johnson City, N.Y.	D4a-'14
97	Kilgo, Darius	NT	6-3	320	12/14/91	3	Maryland	Matthews, N.C.	FA-'18
96	Logan, Bennie	DL	6-2	315	12/28/89	6	Louisiana State	Coushatta, La.	UFA (KC)-'18

LINEBACKERS (13)

53	Bates, Daren	LB	5-11	225	11/27/90	6	Auburn	Olive Branch, Miss.	UFA (OAK)-'17
55	Brown, Jayon	LB	6-0	226	2/26/95	2	UCLA	Long Beach, Calif.	D5-'17
51	Compton, Will	LB	6-1	235	9/19/89	5	Nebraska	Bonne Terre, Mo.	UFA (WAS)-'18
44	Correa, Kamalei	OLB	6-3	241	4/27/94	3	Boise State	Honolulu, Hawaii	T (BAL)-'18
54	Evans, Rashaan	LB	6-2	232	11/8/95	R	Alabama	Auburn, Ala.	D1-'18
56	Finch, Sharif	OLB	6-4	250	10/1/95	R	Temple	Henrico, Va.	FA-'18
57	Harris, Nigel	LB	6-2	225	12/7/94	2	South Florida	Tampa, Fla.	FA-'18
58	Landry III, Harold	OLB	6-2	252	6/5/96	R	Boston College	Spring Lake, N.C.	D2-'18
45	Lewis, LaTroy	OLB	6-3	255	11/9/93	1	Tennessee	Akron, Ohio	FA-'18
91	Morgan, Derrick	OLB	6-4	261	1/6/89	9	Georgia Tech	Coatesville, Pa.	D1-'10
98	Orakpo, Brian	OLB	6-4	257	7/31/86	10	Texas	Houston, Texas	UFA (WAS)-'15
42	Spillane, Robert	LB	6-1	229	12/14/95	R	Western Michigan	Oak Park, Ill.	FA-'18
59	Woodyard, Wesley	LB	6-0	233	7/21/86	11	Kentucky	LaGrange, Ga.	UFA (DEN)-'14

CORNERBACKS (5)

21	Butler, Malcolm	CB	5-11	190	3/2/90	5	West Alabama	Vicksburg, Miss.	UFA (NE)-'18
20	Durden, Kenneth	CB	6-1	180	5/16/92	1	Youngstown State	Valdosta, Ga.	FA-'18
25	Jackson, Adoree'	CB	5-11	185	9/18/95	2	Southern California	East St. Louis, Ill.	D1b-'17
46	Kalu, Joshua	CB	6-0	203	8/28/95	R	Nebraska	Houston, Texas	FA-'18
36	Sims, LeShaun	CB	6-0	203	9/18/93	3	Southern Utah	Las Vegas, Nev.	D5b-'16

SAFETIES (5)

31	Byard, Kevin	S	5-11	212	8/17/93	3	Middle Tennessee State	Lithonia, Ga.	D3-'16
29	Cruikshank, Dane	DB	6-1	209	4/27/95	R	Arizona	Chino Hills, Calif.	D5-'18
28	Lewis, Kendrick	S	6-0	205	6/16/88	8	Mississippi	New Orleans, La.	FA-'18
41	Trawick, Brynden	S	6-2	225	10/23/89	6	Troy	Marietta, Ga.	UFA (OAK)-'17
24	Vaccaro, Kenny	S	6-0	214	2/15/91	6	Texas	Brownwood, Texas	FA-'18

PUNTERS (1)

6	Kern, Brett	P	6-2	214	2/17/86	11	Toledo	Grand Island, N.Y.	W (DEN)-'09
---	-------------	---	-----	-----	---------	----	--------	--------------------	-------------

Injured Reserve: DT Jurrell Casey, S Johnathan Cyprien, LB Nate Palmer, CB Logan Ryan, CB Tye Smith

As of Dec. 30, 2018

TENNESSEE TITANS ALPHABETICAL ROSTER

NO.	NAME	POS.	HT.	WT.	BIRTHDATE	EXP.	COLLEGE	HOMETOWN	ACQUIRED
53	Bates, Daren	LB	5-11	225	11/27/90	6	Auburn	Olive Branch, Miss.	UFA (OAK)-'17
17	Batson, Cameron	WR	5-8	175	12/20/95	R	Texas Tech	Oklahoma City, Okla.	FA-'18
48	Brinkley, Beau	LS	6-4	260	1/25/90	7	Missouri	Kearney, Mo.	FA-'12
55	Brown, Jayon	LB	6-0	226	2/26/95	2	UCLA	Long Beach, Calif.	D5-'17
21	Butler, Malcolm	CB	5-11	190	3/2/90	5	West Alabama	Vicksburg, Miss.	UFA (NE)-'18
31	Byard, Kevin	S	5-11	212	8/17/93	3	Middle Tennessee State	Lithonia, Ga.	D3-'16
51	Compton, Will	LB	6-1	235	9/19/89	5	Nebraska	Bonne Terre, Mo.	UFA (WAS)-'18
44	Correa, Kamalei	OLB	6-3	241	4/27/94	3	Boise State	Honolulu, Hawaii	T (BAL)-'18
29	Cruikshank, Dane	DB	6-1	209	4/27/95	R	Arizona	Chino Hills, Calif.	D5-'18
12	Davis, Austin	QB	6-2	221	6/2/89	7	Southern Mississippi	Meridian, Miss.	FA-'18
84	Davis, Corey	WR	6-3	209	1/11/95	2	Western Michigan	Wheaton, Ill.	D1a-'17
92	Dickerson, Matt	DE	6-5	292	11/9/95	R	UCLA	San Mateo, Calif.	FA-'18
20	Durden, Kenneth	CB	6-1	180	5/16/92	1	Youngstown State	Valdosta, Ga.	FA-'18
54	Evans, Rashaan	LB	6-2	232	11/8/95	R	Alabama	Auburn, Ala.	D1-'18
56	Finch, Sharif	OLB	6-4	250	10/1/95	R	Temple	Henrico, Va.	FA-'18
86	Firker, Anthony	TE	6-2	246	2/19/95	1	Harvard	Manalapan, N.J.	FA-'18
7	Gabbert, Blaine	QB	6-4	235	10/15/89	8	Missouri	Ballwin, Mo.	UFA (ARI)-'18
57	Harris, Nigel	LB	6-2	225	12/7/94	2	South Florida	Tampa, Fla.	FA-'18
22	Henry, Derrick	RB	6-3	247	1/4/94	3	Alabama	Yulee, Fla.	D2c-'16
25	Jackson, Adoree'	CB	5-11	185	9/18/95	2	Southern California	East St. Louis, Ill.	D1b-'17
15	Jennings, Darius	WR	5-10	180	6/28/92	2	Virginia	Baltimore, Md.	FA-'17
94	Johnson, Austin	DL	6-4	314	5/8/94	3	Penn State	Galloway, N.J.	D2b-'16
60	Jones, Ben	C	6-3	308	7/2/89	7	Georgia	Brent, Ala.	UFA (HOU)-'16
90	Jones, DaQuan	DL	6-4	322	12/27/91	5	Penn State	Johnson City, N.Y.	D4a-'14
46	Kalu, Joshua	DB	6-0	203	8/28/95	R	Nebraska	Houston, Texas	FA-'18
71	Kelly, Dennis	T/G	6-8	321	1/16/90	7	Purdue	Chicago Heights, Ill.	T (PHI)-'16
6	Kern, Brett	P	6-2	214	2/17/86	11	Toledo	Grand Island, N.Y.	W (DEN)-'09
97	Kilgo, Darius	NT	6-3	320	12/14/91	3	Maryland	Matthews, N.C.	FA-'18
64	Kline, Josh	G	6-3	300	12/29/89	6	Kent State	Mason, Ohio	W (NE)-'16
58	Landry III, Harold	OLB	6-2	252	6/5/96	R	Boston College	Spring Lake, N.C.	D2-'18
62	Levin, Corey	C/G	6-4	307	8/12/94	2	Chattanooga	Dacula, Ga.	D6-'17
77	Lewan, Taylor	T	6-7	309	7/22/91	5	Michigan	Cave Creek, Ariz.	D1-'14
33	Lewis, Dion	RB	5-8	195	9/27/90	7	Pittsburgh	Albany, N.Y.	UFA (NE)-'18
28	Lewis, Kendrick	S	6-0	205	6/16/88	8	Mississippi	New Orleans, La.	FA-'18
45	Lewis, LaTroy	OLB	6-3	255	11/9/93	1	Tennessee	Akron, Ohio	FA-'18
96	Logan, Bennie	DL	6-2	315	12/28/89	6	Louisiana State	Coushatta, La.	UFA (KC)-'18
8	Mariota, Marcus	QB	6-4	222	10/30/93	4	Oregon	Honolulu, Hawaii	D1-'15
69	Marz, Tyler	T	6-7	316	9/9/92	2	Wisconsin	Springfield, Minn.	FA-'16
30	McNichols, Jeremy	RB	5-9	205	12/26/95	1	Boise State	Santa Margarita, Calif.	FA-'18
91	Morgan, Derrick	OLB	6-4	261	1/6/89	9	Georgia Tech	Coatesville, Pa.	D1-'10
98	Orakpo, Brian	OLB	6-4	257	7/31/86	10	Texas	Houston, Texas	UFA (WAS)-'15
68	Pasztor, Austin	OL	6-7	305	11/26/90	6	Virginia	Tillonsburg, Ontario	FA-'18
85	Pruitt, MyCole	TE	6-2	245	3/24/92	3	Southern Illinois	South Bend, Ind.	FA-'18
19	Sharpe, Tajaé	WR	6-2	194	12/23/94	3	Massachusetts	Piscataway, N.J.	D5a-'16
36	Sims, LeShaun	CB	6-0	203	9/18/93	3	Southern Utah	Las Vegas, Nev.	D5b-'16
67	Spain, Quinton	G	6-4	330	8/7/91	4	West Virginia	Petersburg, Va.	FA-'15
61	Stinnie, Aaron	G	6-3	312	2/18/94	R	James Madison	Charlottesville, Va.	FA-'18
88	Stocker, Luke	TE	6-5	253	7/17/88	8	Tennessee	Berea, Ky.	FA-'17
4	Succop, Ryan	K	6-2	218	9/19/86	10	South Carolina	Hickory, N.C.	FA-'14
13	Taylor, Taywan	WR	5-11	203	3/2/95	2	Western Kentucky	Louisville, Ky.	D3a-'17
41	Trawick, Brynden	S	6-2	225	10/23/89	6	Troy	Marietta, Ga.	UFA (OAK)-'17
24	Vaccaro, Kenny	S	6-0	214	2/15/91	6	Texas	Brownwood, Texas	FA-'18
59	Woodyard, Wesley	LB	6-0	233	7/21/86	11	Kentucky	LaGrange, Ga.	UFA (DEN)-'14
PRACTICE SQUAD (10):									
39	Dawkins, Dalyn	RB	5-7	183	12/26/94	R	Colorado State	Louisville, Ky.	FA-'18
75	Douglas, Jamil	G	6-4	309	2/28/92	2	Arizona State	Cypress, Calif.	FA-'18
38	Jordan, Mike	DB	6-1	200	10/21/92	2	Missouri Western	St. Louis, Mo.	FA-'18
18	Lewis Jr., Roger	WR	6-0	203	11/27/93	3	Bowling Green	Pickerington, Ohio	FA-'18
57	President, Gimel	OLB	6-4	275	6/24/93	1	Illinois	Mount Pleasant, S.C.	W (HOU)-'18
76	Quessenberry, David	OL	6-5	310	8/24/90	1	San Jose State	La Jolla, Calif.	FA-'18
14	Raymond, Kalif	WR	5-8	182	8/8/94	2	Holy Cross	Lawrenceville, Ga.	FA-'18
11	Ross, Devin	WR	5-9	192	8/12/95	R	Colorado	Altadena, Calif.	FA-'18
93	Vickers, Kendal	DE	6-3	295	5/23/95	R	Tennessee	Havelock, N.C.	FA-'18
35	Webb, Damon	S	5-11	198	11/12/95	R	Ohio State	Detroit, Mich.	FA-'18
RESERVE/INJURED (12):									
3	Barnard, Austin	K/P	6-3	207	6/22/95	R	Samford	Fayetteville, Ga.	FA-'18
99	Casey, Jurrell	DT	6-1	305	12/5/89	8	Southern California	Long Beach, Calif.	D3-'11
78	Conklin, Jack	T	6-6	308	8/17/94	3	Michigan State	Plainwell, Mich.	D1-'16
37	Cyprien, Johnathan	S	6-1	211	7/29/90	6	Florida International	North Miami Beach, Fla.	UFA (JAX)-'17
32	Fluellen, David	RB	5-11	224	1/28/92	2	Toledo	Lockport, N.Y.	FA-'15
50	Palmer, Nate	LB	6-2	248	9/23/89	6	Illinois State	Chicago, Ill.	W (GB)-'16
66	Pamphile, Kevin	G/T	6-5	315	11/27/90	5	Purdue	Miami, Fla.	UFA (TB)-'18
26	Ryan, Logan	CB	5-11	195	2/9/91	6	Rutgers	Voorhees, N.J.	UFA (NE)-'17
81	Smith, Jonnu	TE	6-3	248	8/22/95	2	Florida International	Ocala, Fla.	D3b-'17
23	Smith, Tye	CB	6-0	195	5/3/93	3	Towson	Raleigh, N.C.	FA-'17
82	Walker, Delanie	TE	6-2	248	8/12/84	13	Central Missouri	Pomona, Calif.	UFA (SF)-'13
89	Wick, Cole	TE	6-6	257	11/30/93	2	Incarnate Word	Hallettsville, Texas	FA-'18

Active Roster Count: 53

As of Dec. 30, 2018

HEAD COACH: MIKE VRABEL

ASSISTANT COACHES: **MATT LaFLEUR** (offensive coordinator), **DEAN PEES** (defensive coordinator), **CRAIG AUKERMAN** (special teams), **BRIAN BELL** (strength and conditioning assistant), **SCOTT BOOKER** (defensive assistant), **SHANE BOWEN** (outside linebackers), **KEITH CARTER** (offensive line), **KERRY COOMBS** (secondary), **RYAN CROW** (defensive assistant), **TONY DEWS** (running backs), **MATT EDWARDS** (assistant special teams), **CHANDLER HENLEY** (quality control), **TOM KANAVY** (strength and conditioning), **TYRONE McKENZIE** (inside linebackers), **ROB MOORE** (wide receivers), **PAT O'HARA** (quarterbacks), **MATT PEES** (quality control), **TAYLOR PORTER** (strength and conditioning assistant), **ARTHUR SMITH** (tight ends), **LUKE STECKEL** (offensive assistant), **MIKE SULLIVAN** (offensive assistant), **TERRELL WILLIAMS** (defensive line)

2018 RECAP

DRAFT

TEAM NOTES

PLAYER NOTES

STATISTICS

ROSTERS

TENNESSEE TITANS NUMERICAL ROSTER

NO.	NAME	POS.	HT.	WT.	AGE	EXP.	COLLEGE	HOMETOWN	ACQUIRED
4	Ryan Succop	K	6-2	218	32	10	South Carolina	Hickory, N.C.	FA-'14
6	Brett Kern	P	6-2	214	32	11	Toledo	Grand Island, N.Y.	W (DEN)-'09
7	Blaine Gabbert	QB	6-4	235	29	8	Missouri	Ballwin, Mo.	UFA (ARI)-'18
8	Marcus Mariota	QB	6-4	222	25	4	Oregon	Honolulu, Hawaii	D1-'15
12	Austin Davis	QB	6-2	221	29	7	Southern Mississippi	Meridian, Miss.	FA-'18
13	Taywan Taylor	WR	5-11	203	23	2	Western Kentucky	Louisville, Ky.	D3a-'17
15	Darius Jennings	WR	5-10	180	26	2	Virginia	Baltimore, Md.	FA-'17
17	Cameron Batson	WR	5-8	175	23	R	Texas Tech	Oklahoma City, Okla.	FA-'18
19	Tajae Sharpe	WR	6-2	194	24	3	Massachusetts	Piscataway, N.J.	D5a-'16
20	Kenneth Durden	CB	6-1	180	26	1	Youngstown State	Valdosta, Ga.	FA-'18
21	Malcolm Butler	CB	5-11	190	28	5	West Alabama	Vicksburg, Miss.	UFA (NE)-'18
22	Derrick Henry	RB	6-3	247	24	3	Alabama	Yulee, Fla.	D2c-'16
24	Kenny Vaccaro	S	6-0	214	27	6	Texas	Brownwood, Texas	FA-'18
25	Adoree' Jackson	CB	5-10	186	23	2	Southern California	East St. Louis, Ill.	D1b-'17
28	Kendrick Lewis	S	6-0	205	30	8	Mississippi	New Orleans, La.	FA-'18
29	Dane Cruikshank	DB	6-1	209	23	R	Arizona	Chino Hills, Calif.	D5-'18
30	Jeremy McNichols	RB	5-9	205	23	1	Boise State	Santa Margarita, Calif.	FA-'18
31	Kevin Byard	S	5-11	212	25	3	Middle Tennessee State	Lithonia, Ga.	D3-'16
33	Dion Lewis	RB	5-8	195	28	7	Pittsburgh	Albany, N.Y.	UFA (NE)-'18
36	LeShaun Sims	CB	6-0	203	25	3	Southern Utah	Las Vegas, Nev.	D5b-'16
41	Brynden Trawick	S	6-2	225	29	6	Troy	Marietta, Ga.	UFA (OAK)-'17
44	Kamalei Correa	OLB	6-3	241	24	3	Boise State	Honolulu, Hawaii	T (BAL)-'18
45	LaTroy Lewis	OLB	6-3	255	25	1	Tennessee	Akron, Ohio	FA-'18
46	Joshua Kalu	DB	6-0	203	23	R	Nebraska	Houston, Texas	FA-'18
48	Beau Brinkley	LB	6-4	260	28	7	Missouri	Kearney, Mo.	FA-'12
51	Will Compton	LB	6-1	235	29	5	Nebraska	Bonne Terre, Mo.	UFA (WAS)-'18
53	Daren Bates	LB	5-11	225	28	6	Auburn	Olive Branch, Miss.	UFA (OAK)-'17
54	Rashaan Evans	LB	6-2	232	23	R	Alabama	Auburn, Ala.	D1-'18
55	Jayon Brown	LB	6-0	226	23	2	UCLA	Long Beach, Calif.	D5-'17
56	Sharif Finch	OLB	6-4	250	23	R	Temple	Henrico, Va.	FA-'18
57	Nigel Harris	LB	6-2	225	24	2	South Florida	Tampa, Fla.	FA-'18
58	Harold Landry III	OLB	6-2	252	22	R	Boston College	Spring Lake, N.C.	D2-'18
59	Wesley Woodyard	LB	6-0	233	32	11	Kentucky	LaGrange, Ga.	UFA (DEN)-'14
60	Ben Jones	C	6-3	308	29	7	Georgia	Brent, Ala.	UFA (HOU)-'16
61	Aaron Stinnie	G	6-3	312	24	R	James Madison	Charlottesville, Va.	FA-'18
62	Corey Levin	C/G	6-4	307	24	2	Chattanooga	Dacula, Ga.	D6-'17
64	Josh Kline	G	6-3	300	29	6	Kent State	Mason, Ohio	W (NE)-'16
67	Quinton Spain	G	6-4	330	27	4	West Virginia	Petersburg, Va.	FA-'15
68	Austin Pasztor	OL	6-7	305	28	6	Virginia	Tillonsburg, Ontario	FA-'18
69	Tyler Marz	T	6-7	316	26	2	Wisconsin	Springfield, Minn.	FA-'16
71	Dennis Kelly	T/G	6-8	321	28	7	Purdue	Chicago Heights, Ill.	T (PHI)-'16
77	Taylor Lewan	T	6-7	309	27	5	Michigan	Cave Creek, Ariz.	D1-'14
84	Corey Davis	WR	6-3	209	23	2	Western Michigan	Wheaton, Ill.	D1a-'17
85	MyCole Pruitt	TE	6-2	245	26	3	Southern Illinois	South Bend, Ind.	FA-'18
86	Anthony Firkser	TE	6-2	246	23	1	Harvard	Manalapan, N.J.	FA-'18
88	Luke Stocker	TE	6-5	253	30	8	Tennessee	Berea, Ky.	FA-'17
90	DaQuan Jones	DL	6-4	322	27	5	Penn State	Johnson City, N.Y.	D4a-'14
91	Derrick Morgan	OLB	6-4	261	29	9	Georgia Tech	Coatesville, Pa.	D1-'10
92	Matt Dickerson	DE	6-5	292	23	R	UCLA	San Mateo, Calif.	FA-'18
94	Austin Johnson	DL	6-4	314	24	3	Penn State	Galloway, N.J.	D2b-'16
96	Bennie Logan	DL	6-2	315	29	6	Louisiana State	Coushatta, La.	UFA (KC)-'18
97	Darius Kilgo	NT	6-3	320	27	3	Maryland	Matthews, N.C.	FA-'18
98	Brian Orakpo	OLB	6-4	257	32	10	Texas	Houston, Texas	UFA (WAS)-'15
PRACTICE SQUAD (10):									
11	Devin Ross	WR	5-9	192	23	R	Colorado	Altadena, Calif.	FA-'18
14	Kalif Raymond	WR	5-8	182	24	2	Holy Cross	Lawrenceville, Ga.	FA-'18
18	Roger Lewis Jr.	WR	6-0	203	25	3	Bowling Green	Pickerington, Ohio	FA-'18
35	Damon Webb	S	5-11	198	23	R	Ohio State	Detroit, Mich.	FA-'18
38	Mike Jordan	DB	6-1	200	26	2	Missouri Western	St. Louis, Mo.	FA-'18
39	Dalyn Dawkins	RB	5-7	183	24	R	Colorado State	Louisville, Ky.	FA-'18
52	Gimel President	OLB	6-4	275	25	1	Illinois	Mount Pleasant, S.C.	W (HOU)-'18
75	Jamil Douglas	G	6-4	309	26	2	Arizona State	Cypress, Calif.	FA-'18
76	David Quessenberry	OL	6-5	305	28	1	San Jose State	La Jolla, Calif.	FA-'18
93	Kendal Vickers	DE	6-3	295	23	R	Tennessee	Havelock, N.C.	FA-'18
RESERVE/INJURED (12):									
3	Austin Barnard	K/P	6-3	207	23	R	Samford	Fayetteville, Ga.	FA-'18
23	Tye Smith	CB	6-0	195	25	3	Towson	Raleigh, N.C.	FA-'17
26	Logan Ryan	CB	5-11	195	27	6	Rutgers	Voorhees, N.J.	UFA (NE)-'17
32	David Fluellen	RB	5-11	224	26	2	Toledo	Lockport, N.Y.	FA-'15
37	Johnathan Cyprien	S	6-1	211	28	6	Florida International	North Miami Beach, Fla.	UFA (JAX)-'17
50	Nate Palmer	LB	6-2	248	29	6	Illinois State	Chicago, Ill.	W (GB)-'16
66	Kevin Pamphile	G/T	6-5	315	28	5	Purdue	Miami, Fla.	UFA (TB)-'18
78	Jack Conklin	T	6-6	308	24	3	Michigan State	Plainwell, Mich.	D1-'16
81	Jonnu Smith	TE	6-3	248	23	2	Florida International	Ocala, Fla.	D3b-'17
82	Delanie Walker	TE	6-2	248	34	13	Central Missouri	Pomona, Calif.	UFA (SF)-'13
89	Cole Wick	TE	6-6	257	25	2	Incarinate Word	Hallettsville, Texas	FA-'18
99	Jurrell Casey	DT	6-1	305	29	8	Southern California	Long Beach, Calif.	D3-'11

Active Roster Count: 53

As of Dec. 30, 2018

HEAD COACH: MIKE VRABEL

ASSISTANT COACHES: **MATT LaFLEUR** (offensive coordinator), **DEAN PEES** (defensive coordinator), **CRAIG AUKERMAN** (special teams), **BRIAN BELL** (strength and conditioning assistant), **SCOTT BOOKER** (defensive assistant), **SHANE BOWEN** (outside linebackers), **KEITH CARTER** (offensive line), **KERRY COOMBS** (secondary), **RYAN CROW** (defensive assistant), **TONY DEWS** (running backs), **MATT EDWARDS** (assistant special teams), **CHANDLER HENLEY** (quality control), **TOM KANAVY** (strength and conditioning), **TYRONE MCKENZIE** (inside linebackers), **ROB MOORE** (wide receivers), **PAT O'HARA** (quarterbacks), **MATT PEES** (quality control), **TAYLOR PORTER** (strength and conditioning assistant), **ARTHUR SMITH** (tight ends), **LUKE STECKEL** (offensive assistant), **MIKE SULLIVAN** (offensive assistant), **TERRELL WILLIAMS** (defensive line)

HOW ACQUIRED KEY: FA (free agent), UFA (unrestricted free agent), RFA (restricted free agent), D (draft pick), W (waivers), T (trade)